

2001 Final Statistics

2001 Game-by-Game Results

Record Overall: 9-3 (5-3 SEC)

DATE	OPPONENT	W/L	SCORE	ATTEND
Sept. 1	Tulane	W	48-17	91,782
Sept. 8	Utah State	W	31-14	87,756
* Sept. 29	at Tennessee (ESPN)	L	18-26	108,472
* Oct. 6	Florida (CBS)	L	15-44	92,010
* Oct. 13	at Kentucky	W	29-25	52,471
* Oct. 20	at Miss.State (ESPN2)	W	42-0	45,514
* Oct. 27	Ole Miss (ESPN2)	L	24-35	91,941
* Nov. 3	at Alabama (CBS)	W	35-21	83,818
Nov. 10	Middle Tennessee	W	30-14	88,249
* Nov. 23	Arkansas (CBS)	W	41-38	89,560
* Dec. 1	Auburn (ESPN)	W	27-14	92,141
SEC CHAMPIONSHIPGAME				
Dec. 8	vs. Tennessee (CBS)	W	31-20	74,843

* denotes conference game

Team Statistics

	LS	OPP
SCORING	371	268
Points Per Game	30.9	22.3
FIRST DOWNS	262	242
Rushing	88	80
Passing	155	147
Penalty	19	15
RUSHING YARDAGE	1840	1399
Yards gained rushing	2128	1605
Yards lost rushing	288	206
Rushing Attempts	451	375
Average Per Rush	4.1	3.7
Average Per Game	153.3	116.6
TDs Rushing	28	9
PASSING YARDAGE	3578	3353
Att-Comp-Int	411-238-12	457-261-18
Average Per Pass	8.7	7.3
Average Per Catch	15.0	12.8
Average Per Game	298.2	279.4
TDs Passing	18	25
TOTAL OFFENSE	5418	4752
Total Plays	862	832
Average Per Play	6.3	5.7
Average Per Game	451.5	396.0
KICK RETURNS: #-YARDS	36-718	59-895
PUNT RETURNS: #-YARDS	23-257	26-154
INT RETURNS: #-YARDS	18-98	12-104
KICK RETURN AVERAGE	19.9	15.2
PUNT RETURN AVERAGE	11.2	5.9
INT RETURN AVERAGE	5.4	8.7
FUMBLES-LOST	20-11	16-8
PENALTIES-YARDS	77-656	78-624
Average Per Game	54.7	52.0
PUNTS-YARDS	48-2054	61-2529
Average Per Punt	42.8	41.5
Net punt average	39.6	37.2
TIME OF POSSESSION/GAME	30:56	29:04
3RD-DOWN CONVERSIONS	89/175	70/179
3rd-Down Pct	51%	39%
4TH-DOWN CONVERSIONS	2/7	10/21
4th-Down Pct	29%	48%
SACKS-BY-YARDS	20-96	19-143
MISC YARDS	10	0
TOUCHDOWNS SCORED	47	34
FIELD GOALS-ATTEMPTS	14-23	11-16
PAT-ATTEMPTS	41-44	27-28
ATTENDANCE	633,439	290,275
Games/Avg Per Game	7/90491	4/72569

SCORE BY QUARTERS	1st	2nd	3rd	4th	Total
LSU	87	125	75	84	371
Opponents	62	79	54	73	268

Individual Statistics

RUSHING	GP	ATT	GAIN	LOSS	NET	AVG	TD	LONG	AVG/G
L. Toefield	12	230	1060	68	992	4.3	19	70	82.7
Domanick Davis	12	75	412	6	406	5.4	5	37	33.8
D. Henderson	11	47	284	11	273	5.8	1	50	30.3
Matt Mauck	3	20	98	25	73	3.7	2	27	24.3
Derron Parquet	6	15	61	2	59	3.9	0	22	9.8
Michael Clayton	12	2	35	0	35	17.5	1	29	2.9
Joseph Addai	2	8	28	1	27	3.4	0	10	13.5
Josh Reed	12	2	7	0	7	3.5	0	5	0.6
Marcus Randall	2	1	7	0	7	7.0	0	7	7.0
Rohan Davey	12	38	136	132	4	0.1	0	16	0.3
TM	1	3	0	8	-8	-2.7	0	0	-8.0
Team	7	10	0	35	-35	-3.5	0	0	-5.0

Total	12	451	2128	288	1840	4.1	28	70	153.3
Opponents	12	375	1605	206	1399	3.7	9	54	116.6

PASSING	G	EFFIC	ATT-CMP-INT	PCT	YDS	TD	LNG	AVG/G
Rohan Davey	12	146.47	367-217-10	59.1	3347	18	67	278.9
Matt Mauck	3	80.04	41-18-2	43.9	224	0	24	74.7
Marcus Randall	2	137.80	2-2-0	100.0	9	0	7	9.0
L. Toefield	12	83.20	1-1-0	100.0	-2	0	0	-0.2

Total	12	139.65	411-238-12	57.9	3578	18	67	298.2
Opponents	12	128.92	457-261-18	57.1	3353	25	72	279.4

RECEIVING	G	NO.	YDS	AVG	TD	LONG	AVG/G
Josh Reed	12	94	1740	18.5	7	49	145.0
Michael Clayton	12	47	754	16.0	6	67	62.8
Jerel Myers	12	39	461	11.8	1	34	38.4
Robert Royal	12	18	224	12.4	1	29	18.7
L. Toefield	12	13	148	11.4	0	31	12.3
Corey Webster	12	7	74	10.6	0	30	7.4
Domanick Davis	12	3	49	16.3	1	25	4.1
Jack Hunt	10	3	37	12.3	0	17	6.2
Solomon Lee	11	3	14	4.7	0	7	2.0
Eric Edwards	12	2	32	16.0	2	29	4.0
Marcus Spears	12	2	20	10.0	0	19	2.0
Joe Domingeaux	12	2	10	5.0	0	6	1.4
Derron Parquet	6	2	9	4.5	0	6	1.5
Drew Hixon	1	1	6	6.0	0	6	6.0
D. Henderson	11	1	2	2.0	0	2	0.2
Rohan Davey	12	1	-2	-2.0	0	0	-0.2

Total	12	238	3578	15.0	18	67	298.2
Opponents	12	261	3353	12.8	25	72	279.4

PUNT RETURNS	NO.	YDS	AVG	TD	LONG
Domanick Davis	19	263	13.8	1	71
Josh Reed	2	5	2.5	0	0
Ryan Clark	2	-11	-5.5	0	0

Total	23	257	11.2	1	71
Opponents	26	154	5.9	0	19

INTERCEPTIONS	NO.	YDS	AVG	TD	LONG
Damien James	5	80	16.0	0	37
Ryan Clark	3	0	0.0	0	0
Erin Damond	3	-4	-1.3	0	3
Lionel Thomas	2	1	0.5	0	1
Randall Gay	2	0	0.0	0	0
Jeremy Lawrence	1	0	0.0	0	0
Kenderick Allen	1	8	8.0	0	8
D. Hookfin	1	13	13.0	0	13

Total	18	98	5.4	0	37
Opponents	12	104	8.7	0	43

KICK RETURNS	NO.	YDS	AVG	TD	LONG
Domanick Davis	22	418	19.0	0	59
Josh Reed	5	108	21.6	0	35
D. Henderson	5	130	26.0	0	35
Jerel Myers	4	62	15.5	0	28

Total	36	718	19.9	0	59
Opponents	59	895	15.2	0	47



2001 Final Statistics



Jerel Myers

FUMBLE RETURNS	NO.	YDS	AVG	TD	LONG
Damien James	1	10	10.0	0	10
Total	1	10	10.0	0	10
Opponents	0	0	0.0	0	0

SCORING	TD	FGS	----- PATS -----				DXP	SAF	POINTS
			KICK	RUSH	RCV	PASS			
L. Toefield	19	0-0	0-0	0-0	0	0-0	0	0	114
John Corbello	0	14-23	41-44	0-0	0	0-0	0	0	83
Josh Reed	7	0-0	0-0	0-0	2	0-0	0	0	46
Domanick Davis	7	0-0	0-0	0-0	0	0-0	0	0	42
Michael Clayton	7	0-0	0-0	0-0	0	0-0	0	0	42
Matt Mauck	2	0-0	0-0	0-0	0	1-1	0	0	12
Eric Edwards	2	0-0	0-0	0-0	0	0-0	0	0	12
Robert Royal	1	0-0	0-0	0-0	0	0-0	0	0	6
D. Henderson	1	0-0	0-0	0-0	0	0-0	0	0	6
Jerel Myers	1	0-0	0-0	0-0	0	0-0	0	0	6
Team	0	0-0	0-0	0-0	0	0-0	0	1	2
Rohan Davey	0	0-0	0-0	0-0	0	1-2	0	0	0
Total	47	14-23	41-44	0-0	2	2-3	0	1	371
Opponents	34	11-16	27-28	0-0	2	2-6	0	0	268

TOTAL OFFENSE	G	PLAYS	RUSH	PASS	TOTAL	AVG/G
Rohan Davey	12	405	4	3347	3351	279.2
L. Toefield	12	231	992	-2	990	82.5
Domanick Davis	12	75	406	0	406	33.8
Matt Mauck	3	61	73	224	297	99.0
D. Henderson	11	47	273	0	273	30.3
Derron Parquet	6	15	59	0	59	9.8
Michael Clayton	12	2	35	0	35	2.9
Joseph Addai	2	8	27	0	27	13.5
Marcus Randall	2	3	7	9	16	16.0
Josh Reed	12	2	7	0	7	0.6
TM	1	3	-8	0	-8	-8.0
Team	7	10	-35	0	-35	-5.0
Total	12	862	1840	3578	5418	451.5
Opponents	12	832	1399	3353	4752	396.0

FIELD GOALS	FGM-FGA	PCT	1-19	20-29	30-39	40-49	50-99	LG	BLK
John Corbello	14-23	60.9	0-0	5-5	3-5	6-11	0-2	47	1

FG SEQUENCE	LSU	OPPONENTS
Tulane	41,(21),(32)	(26)
Utah St.	(34)	-
Tennessee	49,(25)	47,(42),(44)
Univ. of Florida	(44)	38,(42)
Kentucky	(34),53,(46)	(24)
Mississippi State	33	37
Ole Miss	(26),46	-
ALABAMA	34	(23),(34)
Middle Tennessee	54,(42)	-
Arkansas	-	(27),(20),43
Auburn	46,(21),(22)	29
Tennessee	43,(45),(47),(45)	(51),(21)

Numbers in (parentheses) indicate field goal was made.

PUNTING	NO.	YDS	AVG	LONG	TB	FC	I20	BLKD
Donnie Jones	47	2054	43.7	68	5	7	13	1
Team	1	0	0.0	0	0	0	0	0
Total	48	2054	42.8	68	5	7	13	1
Opponents	61	2529	41.5	63	16	8	12	0

ALL PURPOSE	G	RUSH	REC	PR	KOR	IR	TOT	AVG/G
Josh Reed	12	7	1740	5	108	0	1860	155.0
L. Toefield	12	992	148	0	0	0	1140	95.0
Domanick Davis	12	406	49	263	418	0	1136	94.7
Michael Clayton	12	35	754	0	0	0	789	65.8
Jerel Myers	12	0	461	0	62	0	523	43.6
D. Henderson	11	273	2	0	130	0	405	45.0
Robert Royal	12	0	224	0	0	0	224	18.7
Damien James	12	0	0	0	0	80	80	6.7
Corey Webster	10	0	74	0	0	0	74	7.4
Matt Mauck	3	73	0	0	0	0	73	24.3
Derron Parquet	6	59	9	0	0	0	68	11.3
Jack Hunt	10	0	37	0	0	0	37	6.2
Eric Edwards	12	0	32	0	0	0	32	4.0
Joseph Addai	2	27	0	0	0	0	27	13.5
Marcus Spears	12	0	20	0	0	0	20	2.0
Solomon Lee	11	0	14	0	0	0	14	2.0
D. Hookfin	12	0	0	0	0	13	13	1.1
Joe Domingeaux	12	0	10	0	0	0	10	1.4
Kenderick Allen	11	0	0	0	0	8	8	0.9
Marcus Randall	2	7	0	0	0	0	7	7.0
Drew Hixon	1	0	6	0	0	0	6	6.0
Rohan Davey	12	4	-2	0	0	0	2	0.2
Lionel Thomas	10	0	0	0	0	1	1	0.1
Erin Damond	6	0	0	0	0	-4	-4	-0.7
TM	1	-8	0	0	0	0	-8	-8.0
Ryan Clark	12	0	0	-11	0	0	-11	-0.9
Team	7	-35	0	0	0	0	-35	-5.0
Total	12	1840	3578	257	718	98	6491	540.9
Opponents	12	1399	3353	154	895	104	5905	492.1



Ben Wilkerson (55)

2001 Individual Offensive Statistics

Rushing


LABRANDON TOEFIELD	ATT	GN	LS	NET	TD	LG
TULANE	15	69	11	58	3	28
UTAH STATE	27	188	5	183	4	70
at Tennessee	8	22	2	20	0	9
FLORIDA	19	48	8	40	1	19
at Kentucky	28	138	9	128	1	34
at Miss.State	15	55	0	55	1	11
OLE MISS	7	40	0	40	0	13
at Alabama	23	82	9	73	3	11
MIDDLE TENNESSEE	22	87	4	83	2	17
ARKANSAS	30	184	11	173	3	62
AUBURN	29	129	9	120	1	48
vs. Tennessee	7	18	0	18	0	11

DOMANICK DAVIS	ATT	GN	LS	NET	TD	LG
TULANE	2	34	0	34	0	31
UTAH STATE	-- DNP --					
at Tennessee	4	16	1	15	0	8
FLORIDA	3	3	0	3	0	2
at Kentucky	5	25	0	25	0	8
at Miss.State	6	46	0	46	1	19
OLE MISS	21	101	2	99	0	16
at Alabama	0	0	0	0	0	0
MIDDLE TENNESSEE	7	49	0	49	0	37
ARKANSAS	2	8	0	8	0	7
AUBURN	9	50	1	49	1	16
vs. Tennessee	16	80	2	78	1	14

DEVERY HENDERSON	ATT	GN	LS	NET	TD	LG
TULANE	19	65	1	64	0	13
UTAH STATE	10	76	0	76	0	25
at Tennessee	2	2	1	1	0	2
FLORIDA	6	87	1	86	0	50
at Kentucky	-- DNP --					
at Miss.State	4	36	5	31	1	28
OLE MISS	5	12	3	9	0	7
at Alabama	0	0	0	0	0	0
MIDDLE TENNESSEE	1	6	0	6	0	6
ARKANSAS	0	0	0	0	0	0
AUBURN	0	0	0	0	0	0
vs. Tennessee	0	0	0	0	0	0



LaBrandon Toefield



Rohan Davey

Passing

ROHAN DAVEY	ATT	CMP	INT	YDS	TD	LG
TULANE	29	19	0	253	2	42
UTAH STATE	24	13	0	229	0	45
at Tennessee	43	21	0	356	2	67
FLORIDA	17	7	1	154	0	39
at Kentucky	38	27	2	383	2	49
at Miss.State	25	16	0	255	3	42
OLE MISS	23	9	1	183	1	39
at Alabama	44	35	1	528	2	47
MIDDLE TENNESSEE	37	26	0	318	2	26
ARKANSAS	33	19	4	359	3	60
AUBURN	34	16	1	245	1	33
vs. Tennessee	20	9	0	84	0	24

MATT MAUCK	ATT	CMP	INT	YDS	TD	LG
TULANE	-- DNP --					
UTAH STATE	-- DNP --					
at Tennessee	-- DNP --					
FLORIDA	22	11	2	132	0	24
at Kentucky	-- DNP --					
at Miss.State	4	2	0	25	0	19
OLE MISS	-- DNP --					
at Alabama	-- DNP --					
MIDDLE TENNESSEE	-- DNP --					
ARKANSAS	-- DNP --					
AUBURN	-- DNP --					
vs. Tennessee	15	5	0	67	0	21

2001 Individual Offensive Statistics



Receiving

JEREL MYERS	REC	YDS	TD	LG
TULANE	8	59	0	23
UTAH STATE	2	16	0	9
at Tennessee	2	46	0	29
FLORIDA	2	35	0	24
at Kentucky	3	57	0	27
at Miss.State	2	31	0	20
OLE MISS	1	12	0	12
at Alabama	5	64	1	34
MIDDLE TENNESSEE	5	57	0	20
ARKANSAS	5	40	0	14
AUBURN	2	31	0	17
vs. Tennessee	2	13	0	8

ROBERT ROYAL	REC	YDS	TD	LG
TULANE	2	21	1	16
UTAH STATE	5	72	0	29
at Tennessee	2	18	0	9
FLORIDA	1	5	0	5
at Kentucky	0	0	0	0
at Miss.State	0	0	0	0
OLE MISS	1	23	0	23
at Alabama	2	9	0	9
MIDDLE TENNESSEE	2	32	0	20
ARKANSAS	1	27	0	27
AUBURN	0	0	0	0
vs. Tennessee	2	17	0	9

JOSH REED	REC	YDS	TD	LG
TULANE	6	135	0	42
UTAH STATE	5	124	0	45
at Tennessee	7	125	1	30
FLORIDA	6	123	0	39
at Kentucky	8	160	0	49
at Miss.State	10	146	2	42
OLE MISS	3	85	0	34
at Alabama	19	293	1	47
MIDDLE TENNESSEE	9	120	0	21
ARKANSAS	7	183	2	38
AUBURN	10	186	1	33
vs. Tennessee	4	60	0	24

MICHAEL CLAYTON	REC	YDS	TD	LG
TULANE	2	21	0	17
UTAH STATE	1	17	0	17
at Tennessee	3	93	1	67
FLORIDA	5	79	0	30
at Kentucky	9	105	2	21
at Miss.State	2	47	0	27
OLE MISS	1	39	1	39
at Alabama	7	126	0	41
MIDDLE TENNESSEE	6	67	1	26
ARKANSAS	4	83	1	60
AUBURN	3	23	0	9
vs. Tennessee	4	54	0	21

JACK HUNT	REC	YDS	TD	LG
TULANE	1	17	0	17
UTAH STATE	0	0	0	0
at Tennessee	1	13	0	13
FLORIDA	-- DNP--			
at Kentucky	0	0	0	0
at Miss.State	0	0	0	0
OLE MISS	0	0	0	0
at Alabama	0	0	0	0
MIDDLE TENNESSEE	1	7	0	7
ARKANSAS	0	0	0	0
AUBURN	0	0	0	0
vs. Tennessee	0	0	0	0

JOE DOMINGEAUX	REC	YDS	TD	LG
TULANE	1	6	0	6
UTAH STATE	0	0	0	0
at Tennessee	1	4	0	4
FLORIDA	0	0	0	0
at Kentucky	0	0	0	0
at Miss.State	0	0	0	0
OLE MISS	0	0	0	0
at Alabama	0	0	0	0
MIDDLE TENNESSEE	0	0	0	0
ARKANSAS	0	0	0	0
AUBURN	0	0	0	0
vs. Tennessee	0	0	0	0

ERIC EDWARDS	REC	YDS	TD	LG
TULANE	1	3	1	3
UTAH STATE	0	0	0	0
at Tennessee	0	0	0	0
FLORIDA	0	0	0	0
at Kentucky	0	0	0	0
at Miss.State	1	29	1	29
OLE MISS	0	0	0	0
at Alabama	0	0	0	0
MIDDLE TENNESSEE	0	0	0	0
ARKANSAS	0	0	0	0
AUBURN	0	0	0	0
vs. Tennessee	0	0	0	0

LABRANDON TOFIELD	REC	YDS	TD	LG
TULANE	0	0	0	0
UTAH STATE	0	0	0	0
at Tennessee	4	50	0	31
FLORIDA	1	11	0	11
at Kentucky	5	54	0	17
at Miss.State	0	0	0	0
OLE MISS	0	0	0	0
at Alabama	1	6	0	6
MIDDLE TENNESSEE	0	0	0	0
ARKANSAS	1	22	0	22
AUBURN	0	0	0	0
vs. Tennessee	1	5	0	5

MARCUS SPEARS	REC	YDS	TD	LG
TULANE	0	0	0	0
UTAH STATE	0	0	0	0
at Tennessee	0	0	0	0
FLORIDA	0	0	0	0
at Kentucky	1	1	0	1
at Miss.State	1	19	0	19
OLE MISS	0	0	0	0
at Alabama	0	0	0	0
MIDDLE TENNESSEE	0	0	0	0
ARKANSAS	0	0	0	0
AUBURN	0	0	0	0
vs. Tennessee	0	0	0	0

COREY WEBSTER	REC	YDS	TD	LG
TULANE	0	0	0	0
UTAH STATE	0	0	0	0
at Tennessee	0	0	0	0
FLORIDA	2	24	0	19
at Kentucky	1	6	0	6
at Miss.State	0	0	0	0
OLE MISS	0	0	0	0
at Alabama	1	30	0	30
MIDDLE TENNESSEE	2	10	0	5
ARKANSAS	1	4	0	4
AUBURN	0	0	0	0
vs. Tennessee	0	0	0	0

2001 Individual Offensive Statistics

Return Yardage

DOMANICK DAVIS	KICKOFF RETURNS			PUNT RETURNS		
	NO.	YARDS	LG	NO.	YARDS	LG
TULANE	2	60	59	0	0	0
UTAH STATE	--DNP--					
at Tennessee	3	63	24	1	12	12
FLORIDA	2	29	16	2	17	16
at Kentucky	1	30	30	0	0	0
at Miss.State	1	10	10	3	30	18
OLE MISS	3	63	23	2	89	71
at Alabama	1	13	13	0	0	0
MIDDLE TENNESSEE	1	24	24	2	11	7
ARKANSAS	5	84	25	4	23	13
AUBURN	0	0	0	3	52	29
vs. Tennessee	3	42	16	2	29	23

Punting

DONNIE JONES	NO.	YDS	AVG	LG	I-20
TULANE	2	88	44.0	44	0
UTAH STATE	4	172	43.0	47	2
at Tennessee	6	281	46.8	53	0
FLORIDA	6	222	37.0	43	3
at Kentucky	3	150	50.0	68	1
at Miss.State	4	185	46.3	55	0
OLE MISS	5	196	39.2	50	0
at Alabama	2	87	43.5	49	0
MIDDLE TENNESSEE	3	133	44.3	54	2
ARKANSAS	3	139	46.3	56	1
AUBURN	5	218	43.6	55	1
vs. Tennessee	4	181	45.2	58	2

Field Goals

JOHN CORBELLO	
TULANE	41 - No Good; 21 - Good; 32 - Good
UTAH STATE	34 - Good
at Tennessee	49 - No Good; 25 - Good
FLORIDA	44 - Good
at Kentucky	34 - Good; 53 - No Good; 46 - Good
at Miss.State	33 - No Good
OLE MISS	26 - Good; 46 - No Good
at Alabama	34 - No Good
MIDDLE TENNESSEE	54 - No Good; 42 - Good
ARKANSAS	None
AUBURN	46 - Blocked; 21 - Good; 22 - Good
vs. Tennessee	43 - No Good; 45 - Good; 47 - Good; 45 - Good



The Tigers played in front of a record 633,439 fans during the 2001 season, an average of 90,491 per game.

Overall Defensive Statistics



Lionel Thomas (28) and Damien James



Norman LeJeune

DEFENSIVE LEADERS	GP	-----TACKLES-----			TFL/YDS	-SACKS-		---PASS DEF---		-FUMBLES-		
		SOLO	AST	TOTAL		NO-YARDS	INT-YDS	BRUP	QBH	RCV-YDS	FF	
7 Trev Faulk	12	77	42	119	5-17	2-11	.	2	14	.	1	
11 Bradie James	12	78	35	113	8-14	3-4	.	3	9	1-0	1	
2 Ryan Clark	12	63	25	88	4-9	.	3-0	8	.	1-0	.	
36 Norman LeJeune	9	41	18	59	3-8	.	.	4	.	.	.	
33 D. Hookfin	12	42	13	55	2-2	.	1-13	12	.	.	1	
93 Chad Lavalais	11	34	19	53	5-15	2-9	.	2	16	.	.	
59 Jarvis Green	12	29	23	52	7-25	4-28	.	3	25	1-0	.	
5 Damien James	12	34	15	49	4-17	1-10	5-80	4	.	1-10	1	
56 Jeremy Lawrence	12	25	14	39	.	.	1-0	3	3	.	.	
28 Lionel Thomas	8	29	9	38	4-5	.	2-1	1	4	.	.	
95 Howard Green	12	21	17	38	5-19	3-16	.	.	3	.	1	
85 Kyle Kipps	12	16	13	29	5-11	2-8	.	1	3	1-0	.	
21 Randall Gay	12	15	10	25	1-7	1-7	2-0	2	.	.	1	
96 Byron Dawson	12	9	12	21	1-2	1-2	.	1	5	.	2	
1 Erin Damond	6	20	1	21	.	.	3--4	9	.	.	.	
91 M.Barnes	7	13	6	19	5-8	2-3	.	1	.	1-0	.	
54 Kenderick Allen	9	11	6	17	2-7	.	1-8	1	4	.	.	
15 Walter Moreham	11	8	6	14	
37 Travis Moses	10	8	5	13	.	.	.	1	.	.	.	
49 Ryan O'Neal	10	4	8	12	1-0	.	
23 Adrian Mayes	10	7	4	11	1-0	2	
24 Elice Parker	8	3	7	10	1-13	
94 Marquise Hill	10	3	7	10	2-5	1-4	.	1	1	.	.	
10 LaVar Johnson	11	6	3	9	
89 Marcus Spears	10	6	2	8	1-1	1-1	.	.	2	.	.	
9 Robert Davis	2	5	3	8	.	.	.	1	.	.	.	
58 Lionel Turner	6	3	4	7	
14 Michael Clayton	12	4	3	7	
46 Chad White	10	1	5	6	
31 Domanick Davis	12	3	3	6	1	.	.	
40 John Corbello	12	1	4	5	
27 Eric Alexander	7	2	2	4	
34 Dorsett Buckels	6	3	1	4	
92 Bryce Wyatt	4	.	4	4	1-4	1-4	
98 Torran Williams	3	1	1	2	
29 Travis Daniels	2	1	.	1	.	.	.	1	.	.	.	
57 Dave Peterson	6	.	1	1	
TM Team	7	
Total.....	12	635	356	991	66-189	20-96	18-98	61	90	8-10	10	
Opponents.....	12	-	-	-	-	19-143	12-104	50	4	11-0	13	



2001 Individual Defensive Statistics

2001 LSU Defensive Game-by-Game Statistics

TACKLES(UT-AI-TI)	TU	USU	UT	UF	UK	MSU	OM	ALA	MT	ARK	AUB	UT	TOTALS
Eric Alexander, LB	0-2-2	0-0-0	0-0-0	0-0-0	0-0-0	1-0-1	1-0-1	0-0-0	0-0-0	0-0-0	0-0-0	0-0-0	2-2-4
Kenderick Allen, DE	3-1-4	2-1-3	2-1-3	0-0-0	3-2-5	0-1-1	1-0-1	0-0-0	DNP	0-1-1	0-0-0	0-0-0	11-6-17
Muskingum Barnes, DT	3-3-6	2-1-3	4-0-4	DNP	1-1-2	1-0-1	0-0-0	0-0-0	1-1-2	1-0-1	0-0-0	0-0-0	13-6-19
Dorsett Buckles, LB	1-0-1	0-1-1	0-0-0	0-0-0	0-0-0	0-0-0	0-0-0	1-0-1	1-0-1	0-0-0	0-0-0	0-0-0	3-1-4
Ryan Clark, FS	2-0-2	7-2-9	2-4-6	7-1-8	9-1-10	2-3-5	8-2-10	5-1-6	6-3-9	6-4-10	6-4-10	3-0-3	63-25-88
Domanick Davis, DB	2-0-2	DNP	0-1-1	0-0-0	1-2-3	0-0-0	0-0-0	0-0-0	DNP	0-0-0	0-0-0	0-0-0	3-3-6
Byron Dawson, DT	1-1-2	0-0-0	0-0-0	0-1-1	0-2-2	0-1-1	4-1-5	0-2-2	2-1-3	1-2-3	0-1-1	1-0-1	9-12-21
Trev Faulk, LB	7-1-8	6-3-9	11-7-18	5-2-7	4-4-8	7-6-13	7-6-13	8-2-10	6-4-10	6-4-10	7-2-9	3-1-4	77-42-119
Randall Gay, DB	0-0-0	3-2-5	0-0-0	0-0-0	0-0-0	0-0-0	6-2-8	1-0-1	1-3-4	1-0-1	1-0-1	2-3-5	15-10-25
Howard Green, DT	4-0-4	1-0-1	1-1-2	5-1-6	3-1-4	1-1-2	0-3-3	0-1-1	4-2-6	0-3-3	1-3-4	1-1-2	21-17-38
Jarvis Green, DE	1-3-4	1-1-2	5-1-6	1-0-1	2-2-4	3-2-5	2-5-7	2-5-7	3-0-3	3-0-3	4-3-7	2-0-2	29-23-52
Marquise Hill, DE	0-0-0	1-1-2	0-0-0	0-1-1	0-0-0	1-0-1	0-1-1	0-0-0	0-2-2	1-1-2	0-0-0	0-0-0	3-7-10
Demetrius Hookfin, CB	3-1-4	2-2-4	6-0-6	2-2-4	2-0-2	8-1-9	5-1-6	3-3-6	4-0-4	1-0-1	2-3-5	4-0-4	42-13-25
Bradie James, LB	1-5-6	8-4-12	12-4-16	7-3-10	5-2-7	7-1-8	6-3-9	13-1-14	2-1-3	7-4-11	5-2-7	5-5-10	78-35-113
Damien James, DB	6-1-7	2-0-2	1-3-4	6-4-10	5-2-7	2-2-4	3-1-4	3-0-3	1-1-2	1-0-1	1-2-3	3-0-3	34-15-29
LaVar Johnson, Spec.Tm.	0-0-0	1-0-1	0-0-0	0-0-0	1-0-1	1-0-1	0-0-0	1-1-2	0-1-1	0-1-1	1-0-1	1-0-1	6-3-9
Kyle Kipps, DE	1-0-1	1-2-3	0-0-0	0-0-0	0-0-0	2-2-4	1-3-4	2-0-2	3-1-4	3-2-5	1-1-2	2-1-3	16-13-29
Chad Lavalais, DT	2-2-4	3-1-4	6-1-7	3-2-5	6-1-7	2-1-3	1-5-6	2-1-3	DNP	4-2-6	4-0-4	1-2-3	34-19-53
Jeremy Lawrence, LB	1-1-2	1-1-2	4-2-6	0-2-2	0-0-0	4-2-6	1-1-2	5-1-6	0-1-1	4-1-5	3-1-4	2-1-3	25-14-39
Norman Lejeune, CB	6-1-7	0-0-0	2-1-3	DNP	DNP	DNP	8-2-10	6-4-10	8-2-10	2-6-8	7-3-10	3-0-3	41-18-59
Adrian Mayes, DB	0-1-1	1-0-1	1-0-1	0-0-0	1-0-1	0-1-1	0-1-1	0-0-0	1-0-1	DNP	0-0-0	1-0-1	7-4-11
Walter Moreham, LB	1-1-2	0-1-1	1-0-0	1-0-1	1-2-3	1-1-2	1-0-1	1-0-1	1-0-1	0-1-1	0-0-0	0-0-0	8-6-14
Travis Moses, DB	0-0-0	0-0-0	0-1-1	1-0-1	1-0-1	1-2-3	0-0-0	1-1-2	2-0-2	0-0-0	0-1-1	2-0-2	8-5-13
Ryan O'Neal, Spec.Tm.	0-1-1	0-0-0	0-1-1	0-0-0	0-1-1	2-2-4	0-0-0	1-0-1	0-0-0	1-2-3	0-1-1	0-0-0	4-8-12
Elice Parker, Spec.Tm.	1-0-0	1-1-2	0-0-0	0-1-1	0-2-2	0-1-1	0-0-0	0-0-0	DNP	0-2-2	0-0-0	1-0-1	3-7-10
Lionel Thomas, SS	3-3-6	8-1-9	9-2-11	3-2-5	1-0-1	3-1-4	0-0-0	DNP	DNP	0-0-0	0-0-0	2-0-2	29-9-38
Lionel Turner, LB	DNP	DNP	1-1-2	0-3-3	0-0-0	1-0-1	0-0-0	0-0-0	0-0-0	0-0-0	0-0-0	1-0-1	3-4-7
Bryce Wyatt, DE	0-1-1	0-1-1	0-0-0	0-0-0	0-0-0	1-0-1	DNP	DNP	0-0-0	DNP	0-0-0	0-0-0	0-4-4
SACKS-YARDS	TU	USU	UT	UF	UK	MSU	OM	ALA	MT	ARK	AUB	UT	TOTALS
Muskingum Barnes, DT	0-0	0-0	1.5-3	DNP	0-0	0-0	0-0	0-0	0-0	0-0	0-0	0-0	2-3
Byron Dawson, DT	1-2	0-0	0-0	0-0	0-0	0-0	0-0	0-0	0-0	0-0	0-0	0-0	1-2
Trev Faulk, LB	0-0	0-0	0-0	0-0	0-0	0-0	0-0	0-0	0-0	1-3	1-8	0-0	2-11
Randall Gay, DB	0-0	1-7	0-0	0-0	0-0	0-0	0-0	0-0	0-0	0-0	0-0	0-0	1-7
Howard Green, DT	0-0	0-0	0-0	0-0	0-0	.5-4	0-0	0-0	2-12	0-0	0-0	0-0	3-16
Jarvis Green, DE	0-0	0-0	1-11	0-0	0-0	0-0	0-0	2-12	0-0	0-0	1-5	0-0	4-28
Marquise Hill, DE	0-0	0-0	0-0	0-0	0-0	1-4	0-0	0-0	0-0	0-0	0-0	0-0	1-4
Bradie James, LB	0-0	0-0	.5-2	1-1	0-0	0-0	0-0	0-0	0-0	1-1	0-0	0-0	3-4
Damien James, DB	0-0	1-10	0-0	0-0	0-0	0-0	0-0	0-0	0-0	0-0	0-0	0-0	1-10
Kyle Kipps, DE	0-0	0-0	0-0	0-0	0-0	0-0	0-0	0-0	0-0	1-6	0-0	1-2	2-8
Chad Lavalais, DT	0-0	0-0	0-0	0-0	0-0	1-7	0-0	0-0	0-0	1-2	0-0	0-0	2-9
Marcus Spears, DE	0-0	0-0	0-0	0-0	0-0	0-0	0-0	0-0	0-0	0-0	1-1	0-0	1-1
Bryce Wyatt, DE	0-0	0-0	0-0	0-0	0-0	.5-4	0-0	0-0	0-0	0-0	0-0	0-0	1-4
TFL-YARDS	TU	USU	UT	UF	UK	MSU	OM	ALA	MT	ARK	AUB	UT	TOTALS
Kenderick Allen	1-5	0-0	0-0	0-0	0-0	0-0	1-2	0-0	0-0	0-0	0-0	0-0	2-7
Muskingum Barnes, DT	.5-1	0-0	3-6	0-0	1-1	0-0	0-0	0-0	0-0	0-0	0-0	0-0	5-8
Ryan Clark, FS	0-0	1-2	0-0	0-0	0-0	0-0	0-0	1-5	0-0	2-2	0-0	0-0	4-9
Byron Dawson, DT	1-2	0-0	0-0	0-0	0-0	0-0	0-0	0-0	0-0	0-0	0-0	0-0	1-2
Trev Faulk, LB	0-0	0-0	1-2	.5-1	0-0	0-0	0-0	0-0	0-0	2-5	1-8	0-0	5-17
Randall Gay, DB	0-0	1-7	0-0	0-0	0-0	0-0	0-0	0-0	0-0	0-0	0-0	0-0	1-7
Howard Green, DT	1-2	0-0	0-0	0-0	0-0	1-4	0-0	0-0	2-12	1-1	0-0	0-0	5-19
Jarvis Green, DE	0-0	0-0	3-15	1-1	0-0	0-0	0-0	2-12	0-0	1-3	1-5	0-0	7-25
Marquise Hill, DE	0-0	.5-1	0-0	0-0	0-0	1-4	0-0	0-0	0-0	0-0	0-0	0-0	2-5
Demetrius Hookfin, CB	0-0	0-0	0-0	0-0	1-1	1-1	0-0	0-0	0-0	0-0	0-0	0-0	2-2
Bradie James, LB	0-0	0-0	1-2	1-1	0-0	0-0	0-0	0-0	1-1	3-3	0-0	0-0	8-14
Damien James, DB	1-4	1-10	1-2	0-0	0-0	1-1	0-0	0-0	0-0	0-0	2-7	0-0	4-17
Kyle Kipps, DE	0-0	0-0	0-0	0-0	0-0	0-0	0-0	0-0	0-0	4-9	0-0	1-2	5-11
Chad Lavalais, DT	0-0	0-0	0-0	.5-2	1-1	1-7	0-0	0-0	0-0	1-2	1-3	0-0	5-15
Norman Lejeune, DB	0-0	0-0	0-0	0-0	0-0	0-0	1-2	0-0	2-6	0-0	0-0	0-0	3-8
Marcus Spears, DE	0-0	0-0	0-0	0-0	0-0	0-0	0-0	0-0	0-0	0-0	1-1	0-0	1-1
Lionel Thomas, SS	.5-1	.5-1	2-4	0-0	0-0	0-0	0-0	0-0	0-0	0-0	0-0	0-0	4-5
Bryce Wyatt, DE	0-0	0-0	0-0	0-0	0-0	1-4	0-0	0-0	0-0	0-0	0-0	0-0	1-4
INTERCEPTIONS-YARDS	TU	USU	UT	UF	UK	MSU	OM	ALA	MT	ARK	AUB	UT	TOTALS
Ryan Clark, FS	0-0	0-0	0-0	0-0	0-0	1-0	0-0	1-0	0-0	1-0	0-0	0-0	3-9
Erin Diamond, CB	0-0	1-3	1-0	1-(7)	0-0	0-0	0-0	0-0	0-0	0-0	0-0	0-0	3-(-4)
Randall Gay, DB	0-0	1-0	0-0	0-0	0-0	0-0	1-0	0-0	0-0	0-0	0-0	0-0	2-0
Demetrius Hookfin, CB	0-0	0-0	0-0	0-0	0-0	0-0	0-0	0-0	0-0	0-0	1-13	0-0	1-13
Damien James, DB	1-7	0-0	0-0	1-37	2-15	1-21	0-0	0-0	0-0	0-0	0-0	0-0	5-80
Jeremy Lawrence	0-0	0-0	0-0	0-0	0-0	0-0	0-0	0-0	0-0	0-0	1-0	0-0	1-0
Lionel Thomas, DB	0-0	0-0	1-0	0-0	0-0	1-1	0-0	0-0	0-0	0-0	0-0	0-0	2-1
Kenderick Allen, DE	0-0	0-0	0-0	0-0	0-0	0-0	0-0	0-0	0-0	1-8	0-0	0-0	1-8

Redzone/Superlatives

Redzone Statistics

LSU in the Red Zone

OPPONENT	INSIDE		RUN/ PASS	TDPCT.	FG	SCORE PCT.
	20	TD				
Tulane	7	5	3/2	71.4%	2	100%
Utah State	4	3	3/0	75%	1	100%
at Tennessee	2	0	0/0	0.0	1	50%
Florida	4	2	2/0	50.0%	1	75%
at Kentucky	3	2	0/2	66.7%	1	100%
at Miss.State	4	3	2/1	75%	0	75%
Ole Miss	1	0	0/0	0.0%	1	100%
at Alabama	5	3	3/0	60%	0	60%
Middle Tennessee	3	3	2/1	100%	0	100%
Arkansas	2	2	2/0	100%	0	100%
Auburn	5	3	2/1	60%	2	100%
vs. Tennessee	3	3	3/0	100%	0	100%
TOTALS	43	29	23/6	67%	9	88%

Opponents in the Red Zone

OPPONENT	INSIDE		RUN/ PASS	TDPCT.	FG	SCORE PCT.
	20	TD				
Tulane	6	2	0/2	33.3%	1	50%
Utah State	3	2	1/1	66%	0	66%
Tennessee	2	2	2/0	100%	0	100%
Florida	5	4	0/4	80%	0	80%
Kentucky	3	1	1/0	33%	1	66%
Miss.State	1	0	0/0	0%	0	0%
Ole Miss	5	5	2/3	100%	0	100%
Alabama	3	2	1/1	66%	1	100%
Middle Tennessee	2	2	0/2	100%	0	100%
Arkansas	6	4	1/3	66%	2	100%
Auburn	2	1	1/0	50%	0	50%
vs. Tennessee	2	1	0/1	50%	1	100%
TOTALS	40	26	9/17	65%	6	80%

LSU Individual Superlatives

Rushing Yards183 by LaBrandon Toefield vs.Utah State
 Rushing Attempts30 by LaBrandon Toefield vs.Arkansas
 Rushing Touchdowns4 by LaBrandon Toefield vs.Utah State
 Longest Rush70 by LaBrandon Toefield vs.Utah State
 Passing Yards528 by Rohan Davey vs.Alabama
 Passing Completions35 by Rohan Davey vs.Alabama
 Passing Attempts44 by Rohan Davey vs Alabama
 Passes Intercepted4 by Rohan Davey vs.Arkansas
 Passing Touchdowns3 by Rohan Davey vs.Miss.State,Arkansas
 Longest Pass67 by Rohan Davey vs. Tennessee (1)
 Receiving Yards293 by Josh Reed vs.Alabama
 Receptions19 by Josh Reed vs.Alabama
 Receiving Touchdowns2 by several
 Longest Reception67 by Michael Clayton vs. Tennessee (1)
 FG's Made3 by John Corbello vs. Tennessee (2)
 FG's Attempted4 by John Corbello vs. Tennessee (2)
 Longest FG Made46 by John Corbello vs. Kentucky
 PAT's6 by John Corbello vs. Tulane, Miss.State
 Punts6 by Donnie Jones vs. Tennessee, Florida
 Punt Average50.0 by Donnie Jones vs.Kentucky
 Longest Punt68 by Donnie Jones vs.Kentucky
 Punt Return Yards89 by Domanick Davis vs.Ole Miss
 Longest Punt Return71 by Domanick Davis vs.Ole Miss
 Kickoff Return Yards63 by Domanick Davis vs. Tennessee (1), Ole Miss
 Longest KO Return59 by Domanick Davis vs. Tulane
 Total Tackles18 by Trev Faulk vs. Tennessee (1)
 Sacks2 by Jarvis Green vs.Alabama
2 by Howard Green vs.Middle Tennessee
 Interceptions2 by Damien James vs.Kentucky
 Int.Return Yards37 by Damien James vs.Florida

LSU Superlatives

CATEGORY	HIGH	LOW
Points Scored	48 vs. Tulane	15 vs.Florida
Total Yards	611 vs.Alabama	326 vs.Utah State
Rushing Yards	275 vs.Utah State	29 vs. Tennessee (1)
Rushing Attempts	50 vs. Tulane	20 vs. Tennessee (1)
Rushing TDs	4 vs. Tulane, USU	0 vs. Tennessee (1)
Passing Yards	528 vs.Alabama	15 vs. Tennessee (2)
Passes Completed	35 vs.Alabama	9 vs.Ole Miss
Passes Attempted	44 vs.Alabama	24 vs.Utah State
Passing TDs	3 vs.Miss.State	0 vs.Utah State, Florida
Passes Intercepted	4 vs.Arkansas	0 vs.three teams
First Downs	30 vs.Alabama	18 vs. Tennessee, Ole Miss
Penalties	9 vs.Kentucky	5 vs. Tulane, Alabama
Penalty Yards	83 vs.Florida	34 vs. Tulane
Sacks	4 vs.Miss.State	0 vs.Kentucky, Ole Miss

Opponent Individual Superlatives

Rushing Yards118 by Dwone Hicks of Middle Tennessee
 Rushing Attempts34 by Travis Stephens of Tennessee (1)
 Rushing Touchdowns1 by two players
 Longest Rush54 by Matt Jones of Arkansas
 Passing Yards464 by Rex Grossman of Florida
 Passing Completions30 by Jose Fuentes of Utah State
 Passing Attempts52 by Jose Fuentes of Utah State
 Passes Intercepted2 by two players
 Passing Touchdowns5 by Rex Grossman of Florida
 Longest Pass72 by Jason Campbell of Auburn
 Receiving Yards256 by Kelly Washington of Tennessee (1)
 Receptions12 by Kevin Curtis of Utah State
 Receiving Touchdowns2 by two players
 Longest Reception72 by Tim Carter of Auburn
 FG's Made2 by several
 FG's Attempted3 by Alex Walls of Tennessee (1)
 Longest FG Made51 by Alex Walls of Tennessee (2)
 PAT's5 by Jeff Chandler of Florida
 Punts6 by Steve Mullins of Utah State
 Punt Average46.5 by Casey Roussel of Tulane
 Longest Punt63 by Jared Cook of Miss. State
 Punt Return Yards49 by Rashaad Baker of Tennessee (1)
 Longest Punt Return16 by Rashaad Baker of Tennessee (1)
 Punt Returns6 by Rashaad Baker of Tennessee (1)
 Kickoff Return Yards116 by D. Birmingham of Arkansas
 Longest KO Return47 by D. Birmingham of Arkansas
 Kickoff Returns5 by Brant Hocke of Tulane
 Interceptions1 by 11 players
 Int.Return Yards43 by Ahman Carroll of Arkansas

Opponent Superlatives

CATEGORY	HIGH	LOW
Points Scored	44 by Florida	0 by Miss.State
Total Yards	632 by Florida	322 by Miss.State
Rushing Yards	178 by Midd. Tenn.	48 by Tulane
Rushing Attempts	49 by Tennessee	18 by Tennessee (2)
Rushing TD's	2 by Tennessee	0 by Tulane, Middle Tenn.
Passing Yards	504 by Florida	177 by Auburn
Passes Completed	30 by Utah State	13 by Auburn
Passes Attempted	52 by Utah State	27 by Auburn
Passing TD's	6 by Florida	1 by Utah State
Passes Intercepted	2 by three teams	1 by Tulane
First Downs	28 by Florida	15 by Auburn
Penalties	78 by Tennessee (2)	3 by Tulane
Penalty Yards	68 by Florida	16 by Tulane
Sacks	5 by Florida	0 by Tulane, Arkansas

Miscellaneous Statistics



LSU Miscellaneous Stats

LSU'S RECORD IN	2000	.2001
September	3-2	2-1
October	2-1	2-2
November	2-1	3-0
December	1-0	2-0
LSU'S CONFERENCE RECORD		
at home	4-0	2-2
on the road	1-3	3-1
LSU'S NON-CONFERENCE RECORD		
at home	2-1	3-0
on the road	1-0	0-0
LSU VS. RANKED OPPONENTS		
at home	2-0	2-1
on the road	1-2	1-1
LSU'S RECORD IN		
Games decided by 7 pts or less	3-1	2-0
Games decided by 3 pts or less	0-0	1-0
Away games during the day	0-2	1-0
Away games at night	2-1	2-1
Home games during the day	1-0	1-1
Home games at night	5-1	4-1
LSU'S RECORD WHEN		
Leading after the 1st quarter	6-1	7-1
Leading after the 2nd quarter	6-0	8-1
Leading after the 3rd quarter	5-0	8-1
Tied after the 4th quarter	2-0	0-0
Trailing after the 1st quarter	2-3	1-2
Trailing after the 2nd quarter	2-4	1-2
Trailing after the 3rd quarter	2-4	1-2
LSU'S RECORD WITH		
less than 300 yards	1-3	1-0
300+ yards total offense	7-1	8-3
400+ yards total offense	5-0	8-1
500+ yards total offense	1-0	3-0
600+ yards total offense	1-0	1-0
less than 100 yards rushing	0-3	0-1
100+ yards rushing	7-1	9-2
150+ yards rushing	3-0	4-1
200+ yards rushing	1-0	2-0
250+ yards rushing	0-0	2-0
less than 100 yards passing	0-1	0-0
100+ yards passing	8-3	9-3
150+ yards passing	8-3	9-3
200+ yards passing	7-2	8-2
250+ yards passing	5-1	7-2
300+ yards passing	2-0	4-1
350+ yards passing	1-0	3-1
400+ yards passing	1-0	1-0
450+ yards passing	1-0	1-0
LSU'S RECORD WHEN ALLOWING		
less than 200 total yards	1-1	0-0
less than 300 total yards	1-2	1-0
less than 400 total yards	5-2	7-1
less than 500 total yards	8-4	9-2
500+ yards total offense	0-0	0-1
less than 100 yards rushing	4-0	4-0
less than 150 yards rushing	5-2	7-3
less than 200 yards rushing	6-4	9-3
less than 250 yards rushing	8-4	9-3
250+ yards rushing	0-0	0-0
less than 100 yards passing	1-1	0-0
less than 150 yards passing	1-2	0-0
less than 200 yards passing	3-3	2-0
less than 250 yards passing	4-3	5-1
less than 300 yards passing	6-4	7-1
less than 350 yards passing	6-4	9-2
less than 400 yards passing	8-4	9-2
500+ yards passing	0-0	0-1

The Last Time LSU

- Returned a Kickoff for a Touchdown:**
November 21, 1998 - Kevin Faulk, 88 yards, at Notre Dame
- Returned a Punt for a Touchdown:**
October 27, 2001 - Domanick Davis, 71 yards, vs. Ole Miss
- Returned an Interception for a Touchdown:**
September 9, 2000 - Damien James, 56 yards, vs. Houston
- Recovered a Fumble in the endzone for a Touchdown:**
November 8, 1997 - Chuck Wiley at Alabama (fumble by Lance Tucker)
- Returned a Fumble for a Touchdown:**
December 29, 1995 - Gabe Northern, 37 yards vs. Michigan St. (Independence Bowl)
- Blocked a Punt for a Touchdown:**
October 23, 1999 - Clarence LeBlanc vs. Mississippi State (Ryan Clark recovered)
- Blocked a Punt for a Safety:**
October 16, 1999 - Jarvis Green at Kentucky
- Recorded a Safety:**
October 13, 2001 - Team at Kentucky (UK called for holding in endzone)
- Blocked a Field Goal:**
November 21, 1998 - Arnold Miller at Notre Dame
- Blocked an Extra Point Attempt:**
October 17, 1998 - Mark Roman vs. Kentucky (Returned for defensive PAT)
- Intercepted Two Passes in One Game:**
October 13, 2001 - Damien James vs. Kentucky
- LSU Beat A Ranked Team:**
Dec. 8, 2001 - #20 LSU 31, #2 Tennessee 20
- LSU Beat A Ranked Team On The Road:**
Sept. 21, 1996 - #21 LSU 19, #13 Auburn 15

The Last Time an Opponent

- Returned a Kickoff for a Touchdown:**
September 16, 2000 - Tim Carter of Auburn, 100 yards
- Returned a Punt for a Touchdown:**
October 16, 1999 - Kendrick Shanklin of Kentucky (56 yards)
- Returned an Interception for a Touchdown:**
November 24, 2000 - Quinton Caver of Arkansas (33 yards)
- Recovered a Fumble in the Endzone for a Touchdown:**
September 17, 1994 - Chris Shelling of Auburn (Fumble by Jamie Howard)
- Returned a Fumble for a Touchdown:**
November 21, 1998 - Bryant Lamont of Notre Dame (13 yards)
- Blocked a Punt for a Touchdown:**
November 5, 1994 - Roman Colburn of Alabama, 33 yards
- Recorded a Safety:**
September 2, 1995 - Keith Mitchell of Texas A&M (Sacked Jamie Howard)
- Blocked a Field Goal:**
September 30, 2000 - Tennessee (John Corbello kicking)
- Blocked an Extra Point Attempt:**
October 6, 2001 - Florida (John Corbello kicking)
- Scored a Defensive Extra Point:**
October 17, 1998 - Eric Kelly of Kentucky
- Intercepted Two Passes in One Game:**
September. 9, 2000 - Adrian Singleton of UAB

Career Highs

#6 Rohan Davey • QB

	CAREER	2001 SEASON		CAREER	2001 SEASON
20 completion games	.6	.4	250-yard games	.8	.7
25 completion games	.5	.3	300-yard games	.6	.5
30 completion games	.2	.1	350-yard games	.4	.4
Two touchdown games	.10	.6	400-yard games	.1	.1
Three touchdown games	.6	.2	500-yard games	.1	.1
CAREER HIGHS			2001 SEASON HIGHS		
Attempts	44 vs. Alabama (11/3/01)		Attempts	44 vs. Alabama (11/3)	
Completions	35 vs. Alabama (11/3/01)		Completions	35 vs. Alabama (11/3)	
Yards Passing	528 vs. Alabama (11/3/01)		Yards Passing	528 vs. Alabama (11/3)	
Longest Completion	67 two times, last vs. Tenn. (9/29/01)		Longest Completion	67 vs. Tennessee (9/29)	
Interceptions	4 vs. Arkansas (11/23/01)		Interceptions	4 vs. Arkansas (11/23)	
Touchdowns	4 vs. Tennessee (9/30/00)		Touchdowns	3 vs. Arkansas (11/23)	
Carries	5 five times, last vs. Ole Miss (10/27/01)		Carries	5 four times, last vs. Ole Miss (10/27)	
Rushing yards	29 vs. Florida (10/7/00)		Rushing Yards	18 vs. Utah State (9/8)	

#18 Matt Mauck • QB

	CAREER/2001 SEASON HIGHS
Attempts	22 vs. Florida (10/6)
Completions	11 vs. Florida (10/6)
Yards	132 vs. Florida (10/6)
Longest Completion	24 vs. Florida (10/6)
Interceptions	2 vs. Florida (10/6)
Carries	7 vs. Florida (10/6)
Rushing Yards	43 vs. Tennessee (12/8)
Rushing TD's	2 vs. Tennessee (12/8)

#22 LaBrandon Toefield • RB

	CAREER	2001 SEASON		CAREER	2001 SEASON
20 carry games	.10	.6	100-yard rushing games	.6	.4
25 carry games	.5	.4	125-yard rushing games	.4	.4
30 carry games	.1	.1	150-yard rushing games	.3	.3
Two touchdown games	.6	.5	5 reception games	.1	.1
Three touchdown games	.4	.4	50-yard receiving games	.1	.1
Four touchdown games	.1	.1	150 all-purpose yards	.3	.3
CAREER HIGHS			2001 SEASON HIGHS		
Carries	30 vs. Arkansas (11/23/01)		Carries	30 vs. Arkansas (11/23)	
Yards Rushing	183 vs. Utah State (9/8/01)		Yards Rushing	183 vs. Utah State (9/8)	
Touchdowns (rush)	4 vs. Utah State (9/8/01)		Touchdowns (rush)	4 vs. Utah State (9/8)	
Longest Rush	74 vs. Tennessee (9/30/00)		Longest Rush	70 vs. Utah State (9/8)	
Receptions	5 vs. Kentucky (10/13/01)		Receptions	5 vs. Kentucky (10/13)	
Yards Receiving	54 vs. Kentucky (10/13/01)		Yards Receiving	54 vs. Kentucky (10/13)	
Longest Reception	31 vs. Tennessee (9/29/01)		Longest Reception	31 vs. Tennessee (9/29)	
Touchdowns (rec)	n/a		Touchdowns (rec)	n/a	
All-Purpose Yards	195 vs. Arkansas (11/23/01)		All-Purpose Yards	195 vs. Arkansas (11/23)	

#26 Devery Henderson • RB

	CAREER HIGHS		2001 SEASON HIGHS
Carries	19 vs. Tulane (9/1/01)	Carries	19 vs. Tulane (9/1)
Yards Rushing	86 vs. Florida (10/6/01)	Yards Rushing	86 vs. Florida (10/6)
Touchdowns (rush)	1 three times, last vs. Miss State (10/20/01)	Touchdowns (rush)	1 three times, last vs. Miss State. (10/20)
Longest Rush	50 vs. Florida (10/6/01)	Longest Rush	50 vs. Florida (10/6)
Receptions	2 vs. Ole Miss (11/11/00)	Receptions	1 vs. Tennessee (12/8)
Yards Receiving	33 vs. Ole Miss (11/11/00)	Yards Receiving	2 vs. Tennessee (12/8)
Longest Reception	8 vs. Ole Miss (11/11/00)	Longest Reception	2 vs. Tennessee (12/8)
Touchdowns (rec)	n/a	Touchdowns (rec)	n/a
Longest Kick Return	35 vs. Utah State (9/8/01)	Longest Kick Return	35 vs. Utah State (9/8)
All-Purpose Yards	133 vs. Florida (10/6/01)	All-Purpose Yards	133 vs. Florida (10/6)



Career Highs

#31 Domanick Davis • RB

	CAREER	2001 SEASON
20 carry games	2	1
25 carry games	1	0
100-yard rushing games	3	1
125-yard rushing games	0	0
CAREER HIGHS		
Carries	25 vs.Ole Miss (11/11/00)	
Yards Rushing	112 vs.North Texas (9/11/99)	
Touchdowns (rush)	2 twice,last vs.Ole Miss (11/11/00)	
Longest Rush	37 vs.Middle Tennessee (11/10/01)	
Receptions	4 vs.Tennessee (9/30/00)	
Yards Receiving	57 vs.Florida (10/7/00)	
Longest Reception	54 vs.Florida (10/7/00)	
Touchdowns (rec)	1 vs.Middle Tennessee (11/10/01)	
Longest Punt Return	71 vs.Ole Miss (10/27/01)	
Longest Kick Return	59 vs. Tulane (9/1/01)	
All-Purpose Yards	266 vs.Ole Miss (10/27/01)	

	CAREER	2001 SEASON
150 all-purpose yards	6	1
200 all-purpose yards	2	1
250 all-purpose yards	1	1
Two-touchdown games	1	0
2001 SEASON HIGHS		
Carries	21 vs.Ole Miss (10/27)	
Yards Rushing	101 vs.Ole Miss (10/27)	
Touchdowns (rush)	1 twice,last vs. Tennessee (12/8)	
Longest Rush	37 vs.Middle Tennessee (11/10)	
Receptions	1 three times,last vs.MTSU (11/10)	
Yards Receiving	25 vs.Middle Tennessee (11/10)	
Longest Reception	25 vs.Middle Tennessee (11/10)	
Touchdowns (rec)	1 vs.Middle Tennessee (11/10)	
Longest Punt Return	71 vs.Ole Miss (10/27)	
Longest Kick Return	59 vs. Tulane (9/1)	
All-Purpose Yards	266 vs.Ole Miss (10/27)	

#86 Robert Royal • TE

	CAREER	2001 SEASON
5 reception games	1	1
50-yard receiving games	2	1
CAREER HIGHS		
Receptions	5 vs.Utah State (9/8/01)	
Yards Receiving	72 vs.Utah State (9/8/01)	
Longest Reception	50 vs.Alabama (11/4/01)	
Touchdowns	2 vs.Alabama (11/4/00)	

	CAREER	2001 SEASON
One touchdown games	6	1
Two touchdown games	1	0
2001 SEASON HIGHS		
Receptions	5 vs.Utah State (9/8)	
Yards Receiving	72 vs.Utah State (9/8)	
Longest Reception	29 vs.Utah State (9/8)	
Touchdowns	1 vs. Tulane (9/1)	

#25 Josh Reed • WR

	CAREER	2001 SEASON
5-reception games	19	10
10-reception games	4	3
15-reception games	1	1
Two touchdown games	3	2
Three touchdown games	1	1
CAREER HIGHS		
Receptions	19 vs.Alabama (11/3/01)	
Yards Receiving	293 vs.Alabama (11/3/01)	
Longest Reception	53 vs. Tennessee (9/30/00)	
Touchdowns (rec)	3 vs. Tennessee (9/30/01)	
Carries	6 vs.North Texas (9/11/99)	
Yards Rushing	58 vs.North Texas (9/11/99)	
Longest Rush	21 vs.North Texas (9/11/99)	
Touchdowns (rush)	1 vs.North Texas (9/11/99)	
All-Purpose Yards	338 vs.Alabama (11/3/01)	

	CAREER	2001 SEASON
100-yard receiving games	17	10
150-yard receiving games	6	4
200-yard receiving games	1	1
150 all-purpose yards	6	4
250 all-purpose yards	1	1
2001 SEASON HIGHS		
Receptions	19 vs.Alabama (11/3)	
Yards Receiving	293 vs.Alabama (11/3)	
Longest Reception	49 vs.Kentucky (10/14)	
Touchdowns (rec)	2 two times,last vs.Arkansas (11/23)	
Carries	1 two times,last vs.Florida (10/6)	
Yards Rushing	5 vs. Tennessee (9/29)	
Longest Rush	5 vs. Tennessee (9/29)	
Touchdowns (rush)	n/a	
All-Purpose Yards	338 vs.Alabama (11/3)	

#3 Jerel Myers • WR

	CAREER	2001 SEASON
5-reception games	10	4
10-reception games	1	0
Two touchdown games	1	0
CAREER HIGHS		
Receptions	13 vs.Auburn (9/18/99)	
Yards Receiving	153 vs.Auburn (9/18/99)	
Longest Reception	45 vs.North Texas (9/11/99)	
Touchdowns	2 vs. W. Carolina (9/2/00)	

	CAREER	2001 SEASON
50-yard receiving games	13	4
75-yard receiving games	4	0
100-yard receiving games	4	0
2001 SEASON HIGHS		
Receptions	8 vs. Tulane (9/1)	
Yards Receiving	64 vs.Alabama (11/3)	
Longest Reception	34 vs.Alabama (11/3)	
Touchdowns	1 vs.Alabama (11/3)	

#14 Michael Clayton • WR


	CAREER	2001 SEASON
5-reception games	4	4
10-reception games	0	0
Two touchdown games	1	1
CAREER/2001 SEASON HIGHS		
Receptions	9 vs.Kentucky (10/13)	
Yards Receiving	126 vs.Alabama (11/3)	
Longest Reception	67 vs. Tennessee (9/29)	
Touchdowns (rec)	2 vs.Kentucky (10/13)	
Carries	1 two times,last vs.Alabama (11/3)	
Yards Rushing	29 vs.Ole Miss (10/27)	
Longest Rush	29 vs.Ole Miss (10/27)	

	CAREER	2001 SEASON
50-yard receiving games	6	6
75-yard receiving games	5	5
100-yard receiving games	2	2

The History of LSU in the Sugar Bowl

1936 Sugar Bowl

LSU	3
TCU	2
	F



January 1, 1936
Tulane Stadium
Attendance: 35,000

A low scoring battle hampered by four days of rain produced a 3-2 Texas Christian victory over LSU in its first Sugar Bowl appearance. The game was a punting duel between LSU's Abe Mickal and TCU's Sammy Baugh. TCU kicker Taldon Manton booted a 36-yard field goal in the second quarter lifting the Horn Frogs over LSU.

LSU All-American Gaynell Tinsley led the charge for the Tigers. He pressured TCU star quarterback Baugh and forced him to run out of the end zone for a safety giving LSU a 2-0 lead in the second quarter.

LSU got the ball back and Junior Bowman ran it to the LSU 45 yard line. On the next play from scrimmage, TCU's Willie


Walls recovered a fumble by LSU's Bill Crass. TCU's Jimmy Lawrence hit Walls on a 23-yard pass down to the LSU 13. LSU's defense tightened up and forced the Manton field goal.

LSU had its chance to capitalize on a turnover in the fourth quarter when Baugh fumbled and Bernie Dumas recovered the ball on the TCU 31. LSU Bowman ran a sweep around right end for six yards down to the 2-yard line. That's as far as the Tigers would go as Crass would be stopped on three successive plays and LSU's drive stalled within six inches of the TCU goal line.

The game was played in front of approximately 35,000 fans, the largest crowd in Louisiana college football history at the time.

1937 Sugar Bowl

LSU	14
Santa Clara	21
	F



January 1, 1937
Tulane Stadium
Attendance: 38,483

LSU entered the game 9-0-1 and a heavy favorite against the unknown Broncos of Santa Clara. Bernie Moore's LSU team was laced with prominent seniors Gaynell Tinsley, Bill Crass, Wardell Leisk, Moose Stewart, Clarence Strange, Pat Coffee, Marvin Baldwin, Bill May and J.T. Reed. The team also featured All-SEC running back Pinky Rohm.

Santa Clara jumped out to a 14-0 lead in the first quarter. LSU scored with 30 seconds

left in the first half to make the score 14-7. However, Santa Clara continued to control the game in the second half extending its lead to 21-7. LSU scored on Santa Clara's substitutes in the fourth quarter to make the score 21-14, but Santa Clara led by head coach Buck Shaw had successfully traveled from the West Coast and stunned the south's premiere team. The loss ended LSU's previously unbeaten season.



Pinky Rohm



1938 Sugar Bowl

LSU 0

Santa Clara 6

F



January 1, 1938
Tulane Stadium
Attendance: 40,000



Santa Clara's first quarter score on the Tigers.

A rematch with Santa Clara in the Sugar Bowl was supposed to be sweet revenge for LSU in 1938. However, in a game often which head coach Bernie Moore said, "We never really got cranked up for the Sugar Bowl," LSU fell again 6-0 to an even better and unbeaten Santa Clara team.

The Tigers (9-2) played flat coming off an emotional 20-0 victory over archrival Tulane. In that contest with Tulane, Pinky Rohm won his trouser bet with Tulane player Norman Hall, which became "The Rag" that LSU and Tulane played for in the years that followed.

Rohm led LSU with 63 yards passing, but his effort wasn't enough to put the Tigers over the top. Ken Kavanaugh, Sr. hauled in four receptions for 46 yards and Cotton Milner led all LSU rushers with 34 yards on 13 carries.

LSU drove the ball inside the Santa Clara 10-yard line twice, but was turned back on both occasions on fourth-and-goal. Santa Clara scored a touchdown in the first quarter and it was enough to beat LSU for the second consecutive year.

1950 Sugar Bowl

LSU 0

Oklahoma 35

F



January 1, 1950
Tulane Stadium
Attendance: 82,000

LSU faced one of its toughest bowl opponents ever in the 1950 Sooners. Coached by Bud Wilkinson, Oklahoma had racked up 3,202 yards rushing and only allowed 556 yards rushing defensively entering the game with LSU.

Oklahoma led by All-Americans Wade Walker and Jim Owens dominated the line of scrimmage allowing Oklahoma's Split-T offense to roll. Leading 7-0, Oklahoma full-back Leon Heath spurred untouched for 86 yards giving Oklahoma a 14-0 lead in the second quarter.

The LSU offense led by Kenny Konz, Bill Baggett, Dale Gray and Zollie Toth were kept in check by a great Oklahoma defense only accumulating just 38 yards rushing. Meanwhile the Sooners troubled LSU with

286 yards rushing.

LSU head coach Gaynell Tinsley commented on the Sooners saying, "I'm not sure if we had played our [best] game it would have been good enough to handle one of the great all-time football teams."

The History of LSU in the Sugar Bowl

1959 Sugar Bowl

LSU	7
Clemson	0
	F



January 1, 1959
Tulane Stadium
Attendance: 80,331



Billy Cannon takes the hand off from Warren Rabb (12) in the 1959 Sugar Bowl. Cannon had 51 yards rushing and threw a nine-yard touchdown pass to Mickey Mangham to lead LSU to the 7-0 victory over Clemson.

LSU won its only national title in 1958 with its 7-0 victory over Clemson. It was LSU's first Sugar Bowl victory in five attempts. Legendary LSU running back Billy Cannon led the Tigers through the air instead of the ground connecting with Mickey Mangham on a 9-yard TD pass to give LSU the victory.

"I threw it and prayed," said a thankful Cannon. "I was looking for Robinson but they had him covered—then I spied Mickey and let it go."

It was the 25th anniversary of the Sugar Bowl in 1959 and the unbeaten Tigers were a heavy favorite over Clemson. But the "other" Tigers from South Carolina stepped up and challenged the Tigers until the end.

LSU head coach Paul Dietzel praised his team's effort. "God bless the (Chinese) Bandits. They were outweighed some 15 pounds per man, but they never played more courageously," said Dietzel.

LSU squandered three scoring opportunities in the first half. LSU, playing without starting quarterback Warren Rabb who broke his hand in the second quarter, was led by backup quarterback Durel Matherne. With the ball on the Clemson 25, Matherne fumbled and it was recovered by Ray Masneri.

LSU wasted an opportunity again a few minutes later. LSU blocked Charlie Horn's punt and took over at the Clemson 29. The Tigers drove to the 12-yard line but were

stopped on four straight unsuccessful passes. LSU's second fumble was controversial and could have cost the Tigers the game. LSU had the ball at the Clemson 1-yard line where Ray Brodnax appeared to plunge over the pile for a touchdown. The officials ruled he fumbled before he crossed the goal line and Clemson gained possession of the ball. Clemson held LSU's offense in check throughout the game. But a costly turnover led to LSU's lone touchdown. A bad snap from center on a punt led to LSU's Duane leopard recovering the ball on the Clemson 11-yard line.


Matherne pitched the ball to Cannon on third-and-eight from the nine-yard line and Cannon threw a half-back pass to Mangham in the end zone for the touchdown giving LSU a 7-0 lead.

Clemson mounted two potential scoring drives. With the ball on the LSU 26, George Ursy fumbled and LSU's Bo Strange recovered to stop the threat. In the fourth quarter, a determined Clemson team drove the ball from their

own 16 down to the LSU 24. LSU stopped Clemson on downs and held onto the ball for the remainder of the game.

Rabb was LSU's leading passer going 2-of-7 for 33 yards. Cannon led all rushers with 51 yards on 13 carries and Mangham was LSU's only receiver with 2 catches for 33 yards.

LSU finished the year 11-0 and finally won its first and only national title. LSU President Troy Middleton, who remembered LSU's last undefeated season in 1908 remarked, "I've been waiting 49 years for this season."



Mickey Mangham's TD catch from Billy Cannon.




1960 Sugar Bowl

LSU 0

Ole Miss 21

F



January 1, 1960
Tulane Stadium
Attendance: 81,141



Billy Cannon hauls in a pass.

In a rematch with Ole Miss, LSU lost a game that was perhaps over before it even began. LSU beat Ole Miss 7-3 on a famed Halloween Night earlier that season that featured Billy Cannon's legendary 89-yard game-winning punt return for a touchdown. The Tigers were hesitant to accept the Sugar Bowl bid originally because LSU was not interested in playing Ole Miss again after the first game reached epic proportions in the South. Paul Dietzel allowed his team to vote and by a narrow margin and under the influence of athletic director Jim Corbett, the Tigers decided to travel to New Orleans after all.

LSU entered the game without Johnny Robinson and Wendell Harris and quarterback Warren Rabb was not 100 percent healthy. However, the game became one of the most anticipated matchups in LSU histo-

ry from a fan perspective. Sugar Bowl tickets for the 1960 clash were at an all-time premium. It was a major disappointment for LSU fans who watched the Rebels crush the Tigers.

Ole Miss quarterback Jake Gibbs hit Cowboy Woodruff on a 43-yard touchdown pass just before halftime giving Ole Miss a 7-0 lead. The Rebels never looked back.

Ole Miss dominated the game with 373 yards of total offense to LSU's 74 yards. Heisman Trophy winner Billy Cannon managed only eight yards on six carries. LSU only crossed midfield once and never made it past the Ole Miss 38. It was a nightmare for the Chinese Bandits who had lost only one previous game.

It would be LSU's last loss in the Sugar Bowl for 25 years.



QB Warren Rabb (12) huddles with Billy Cannon (20), Donnie Daye (44) and Johnny Robinson (34).

The History of LSU in the Sugar Bowl

1965 Sugar Bowl

LSU 13

Syracuse 10

F



January 1, 1965
Tulane Stadium
Attendance: 60,322

LSU earned its second Sugar Bowl victory, taking a 13-10 decision over the Syracuse Orangemen in 1965. Doug Moreau scored on a 57-yard touchdown pass and booted a 28-yard field goal with less than four minutes remaining to win the game. For his efforts, Moreau was named the game's MVP.

Things didn't look good early on for the Tigers as LSU's Sugar Bowl struggles continued. After Syracuse drove the ball down the field on the opening drive, a 15-yard penalty pushed the Orangemen back and forced them to settle for a field goal.

LSU's George Rice tackled Syracuse running back Floyd Little in the end zone and the Tigers trailed by a score of 3-2.

Coincidentally, it was the same score the



Doug Moreau's 28 yard field goal.

Tigers lost to Texas Christian in its first Sugar Bowl appearance in 1936.

Soon after, Syracuse defender Dennis Reilly blocked a Buster Brown punt and Brad Clarke picked the ball up at the LSU 35-yard line and ran it in for the score. Syracuse took a swift 10-2 lead heading into halftime.

LSU answered the call in the second half. The Tigers managed to get the ball up to their 43-yard line thanks to quick dashes by Joe Labruzzo and Don Schwab. Then quarterback Billy Ezell hit Moreau at the Syracuse 30. Moreau beat his man and rumbled down field for a touchdown. Ezell hit Labruzzo for a two-point conversion and the game was tied 10-10.

Syracuse stormed back and drove the ball to the LSU 13 and threatened to regain the

lead. LSU's White Graves halted the drive with his interception of a Walley Mahle pass at the six-yard line.

Highlighted by a 36-yard screen pass to Labruzzo appropriately enough tossed by Pat Screen, LSU drove the ball to the Syracuse 11-yard line setting up Moreau for his game-winning field goal.

LSU outgained Syracuse 360 to 203 yards. The Tigers accumulated 199 yards through the air and 161 on the ground. Ezell went 2-of-5 for 67 yards. Labruzzo rushed for 25 yards on 10 attempts and Moreau finished with two receptions for 54 yards.

The win improved LSU Head Coach Charlie McClendon's record to 2-1 in bowl games.

1968 Sugar Bowl

LSU 20

Wyoming 13

F



January 1, 1968
Tulane Stadium
Attendance: 72,858

LSU downed an undefeated Wyoming team to earn its third Sugar Bowl victory. The Tigers spotted the Cowboys a 13-0 lead, but rallied from behind to grab the win on a chilly and rainy afternoon in New Orleans.

Tiger running back Glen Smith rushed for 74 yards on 16 carries and was named the game's MVP. The Tigers also owed the victory to clutch performers Benny Griffin and Tommy Morel. Griffin intercepted two key passes and Morel scored both LSU touchdowns off passes from Nelson Stokley.

Wyoming got on the board first when Jim Kiick scored on a 1-yard run. Jerry Depoyster booted field goals from 24 and 49 yards to give Wyoming a 13-0 lead.

In the third quarter LSU marched 80 yards for its first score. Smith capped off the drive with a 1-yard TD run and LSU cut the lead to 13-7. A few minutes later LSU drove

52 yards to even the game at 13-13. Stokley hit Morel on an 8-yard TD pass. The point after was no good and the game stayed even.


Wyoming quarterback Paul Toscano dropped back to pass and was intercepted by Griffin at the Wyoming 48-yard line. Stokley responded with a touchdown pass to Morel for the game winning score. Wyoming made a valiant attempt at a comeback late in the game. Toscano threw the ball across the middle where it was tipped by two Tiger defenders into the hands of receiver George Anderson at the LSU 17. On the final play of the game, Toscano hit Gene Huey on a pass. But LSU's Gerry Kent preserved the victory by tackling Huey on the 5-yard line as time expired.

Stokley finished the game 6-of-20 for 91 yards and two touchdowns. Morel had four receptions for 38 yards and two touchdowns.



1985 Sugar Bowl

LSU	10
Nebraska	28
	F



January 1, 1985
Louisiana Superdome
Attendance: 75,608

The 1985 Sugar Bowl featured LSU against Big 8 Conference champion Nebraska. It had been a remarkable turnaround season for LSU. The Tigers finished 8-2-1 after going 4-7 (0-6 in SEC play) the year before in 1983. Bill Arnsparger, in his first year as the LSU head coach, made believers out of everyone in the state of Louisiana with the Tigers surprising ascension in 1984.

A heavy underdog, LSU jumped out to a quick 10-0 lead over the Tom Osborne's Cornhuskers. Freshmen kicker Ronnie Lewis put LSU on the board with 4:40 left in the first period drilling a 37-yard field goal.

Dalton Hilliard, LSU's outstanding running back, who saw limited playing time due to a case of the flu, scored with 13:11 left in the second period on a 2-yard run putting the Tigers ahead 10-0.

Nebraska woke up after that and scored on its next possession. Quarterback Craig Sunberg hit receiver Doug Dubose on a 31-yard TD pass with 10:31 left in the second quarter, cutting the lead to 10-7.

The second half was all Nebraska. The Huskers scored one touchdown in the third quarter when Sunberg scored from nine-yards out to take the lead 14-10. Two fourth quarter touchdown passes by Sunberg to Todd Frain sealed the deal and Nebraska pulled away for a 28-10 win.

Dalton Hilliard led the Tigers in rushing, gaining 86 yards on 16 attempts. Sammy Martin added 50 yards on five carries.

Jeff Wickersham, LSU's quarterback, hit on 20 of 37 attempts for 221 yards, but was victimized by four interceptions. Nebraska's Sunberg hit on 10 of 18 passes for 143 yards, three interceptions and three touchdowns.

1987 Sugar Bowl

LSU	15
Nebraska	30
	F



January 1, 1987
Louisiana Superdome
Attendance: 76,234


In Bill Arnsparger's final game as LSU head coach, No.6 Nebraska ripped off 30 unanswered points to beat the Tigers 30-15.

The Cornhuskers swarmed all over standout LSU freshmen quarterback Tommy Hodson giving him little time to throw the football. Meanwhile, the Nebraska offense flourished en route to defeating No. 5 LSU.

The loss was LSU's fourth straight in a bowl and dropped LSU's Sugar Bowl mark to 3-7, in what would be the Tigers' final appearance in the New Orleans classic until this year.

LSU scored first on a one-yard run by Harvey Williams, capping a 66-yard drive on the first series of the game.

Nebraska's scoring started with a field goal by Dale Klein. Quarterback Steve Taylor polished off a 72-yard drive with a 2-yard touchdown run with 39 seconds before half-time to give the Cornhuskers a 10-7 lead. Nebraska came out in the second half and marched 78 yards for another score on a 1-yard run by running back Tyreese Knox, building its lead to 17-7. Completing a run of 30 unanswered points, Nebraska added two fourth quarter touchdowns on a three-yard pass from Taylor to tight end Todd Millikan and another 1-yard plunge by Knox.




Tommy Hodson

With 2:01 left in the game, Hodson completed a 24-yard touchdown pass to receiver Tony Moss. A successful two-point conversion pass to Alvin Lee made the score 30-15.

Nebraska's defense held the Tigers to less than 200 yards of total offense. More importantly they sacked Hodson three times and pressured him throughout the contest. Hodson finished the game 14-of-30 for 159 yards, two interceptions and one touchdown. Wendell Davis was his leading receiver with three catches for 63 yards. Williams gained 48 yards rushing on 12 carries.

A hard-hitting Cornhusker defense forced six fumbles by LSU but only managed to recover one.



Tom Osborne with LSU Coach Bill Arnsparger.

LSU Bowl History

LSU BOWL LOG

BOWL RECORD: 15-16-1 32 BOWL APPEARANCES

SUGAR (3-7-0)

vs.TCU	2-3	L	Jan.1,1936
vs.Santa Clara	14-21	L	Jan.1,1937
vs.Santa Clara	0-6	L	Jan.1,1938
vs.Oklahoma	0-35	L	Jan.1,1950
vs.Clemson	7-0	W	Jan.1,1959
vs.Ole Miss	0-21	L	Jan.1,1960
vs.Syracuse	13-10	W	Jan.1,1965
vs.Wyoming	20-13	W	Jan.1,1968
vs.Nebraska	10-28	L	Jan.1,1985
vs.Nebraska	15-30	L	Jan.1,1987

PEACH (3-0-0)

vs.Florida State	31-27	W	Dec.30,1968
vs.Clemson	10-7	W	Dec.28,1996
vs.Georgia Tech	28-14	W	Dec.29,2000

INDEPENDENCE BOWL (2-0-0)

vs.Michigan State	45-26	W	Dec.29,1995
vs.Notre Dame	27-9	W	Dec.28,1997

COTTON (2-0-1)

vs.Arkansas	0-0	T	Jan.1,1947
vs.Texas	13-0	W	Jan.1,1963
vs.Arkansas	14-7	W	Jan.1,1966

ORANGE (2-3-0)

vs.Texas A&M	19-14	W	Jan.1,1944
vs.Colorado	25-7	W	Jan.1,1962
vs.Nebraska	12-17	L	Jan.1,1971
vs.Penn State	9-16	L	Jan.1,1974
vs.Nebraska	20-21	L	Jan.1,1983

SUN (1-1-0)

vs.Iowa State	33-15	W	Dec.18,1971
vs.Stanford	14-24	L	Dec.31,1977

GATOR (1-0-0)

vs.South Carolina	30-13	W	Dec.31,1987
-------------------	-------	---	-------------

FLORIDA CITRUS (1-0-0) (formerly Tangerine)

vs.Wake Forest	34-10	W	Dec.22,1979
----------------	-------	---	-------------

HALL OF FAME (0-1-0)

vs.Syracuse	10-23	L	Jan.2,1989
-------------	-------	---	------------

LIBERTY (0-2-0)

vs.Missouri	15-20	L	Dec.23,1978
vs.Baylor	7-21	L	Dec.27,1985


BLUEBONNET (0-2-0)

(Formerly Astro Bluebonnet)			
vs.Baylor	7-14	L	Dec.21,1963
vs.Tennessee	17-24	L	Dec.30,1972

1936 Sugar Bowl

TCU 3, LSU 2

Four days of rain turned an expected passing battle into a punting duel between quarterbacks Sammy Baugh of TCU and LSU's Abe Mickal. The Tigers threatened often, once getting to the six-inch line, but TCU's Taldon Manton kicked a winning 36-yard field goal. LSU scored when All America end Gaynell Tinsley harassed Baugh into throwing an incompletion in the TCU end zone for an automatic safety.



ATTENDANCE: 35,000

1937 Sugar Bowl

Santa Clara 21, LSU 14

Mike the Tiger's first year at LSU ended in an upset by the little-known Broncos. Coach Bernie Moore's previously undefeated Bengals were never in the ball game, trailing 14-0 after the first period. The Tigers scored their last touchdown late in the game, long after Santa Clara coach Buck Shaw had cleared his bench.



ATTENDANCE: 38,483

1938 Sugar Bowl

Santa Clara 6, LSU 0

A rematch of the 1937 Sugar classic saw the unbeaten Broncos score early and then hold off the Tigers with two goal line stands. It marked the first time in 50 games that an LSU team had been held scoreless. Pinky Rohm was the sparkplug for the Tigers, but LSU could not move on the west coast club.



PASSING: Pinky Rohm, 5 of 15, 63 yards
RUSHING: Cotton Milner, 13 att., 34 yards
RECEIVING: Ken Kavanaugh, 4 rec., 46 yards
ATTENDANCE: 40,000

1944 Orange Bowl

LSU 19, Texas A&M 14

The war-time Tigers went to Miami despite a 5-3 season, thanks largely to the presence of Steve Van Buren. The red-haired sensation ran and passed for two first quarter touchdowns and sewed up the victory with a 63-yard scoring run in the third period. It was Van Buren's 16th touchdown of the season, a mark that stood until Charles Alexander ran for 17 in 1977.



ATTENDANCE: 32,191

1947 Cotton Bowl

LSU 0, Arkansas 0

Shunned by the Sugar Bowl, the 9-1 Tigers marched in the Cotton behind quarterback Y.A. Tittle. But Dallas was pelted with rain, sleet and snow and the scoreless standoff became known as the Ice Bowl. LSU held a 15-1 edge over the Razorbacks in first downs and a 271-54 advantage in total yardage. But the afternoon belonged to the weatherman.



ATTENDANCE: 38,000



The Ice Bowl of 1947 — LSU 0, Arkansas 0



LSU Bowl History

1950 Sugar Bowl

Oklahoma 35, LSU 0

The Cinderella Tigers brought an 8-1 record to New Orleans only to see the clock strike midnight at the hands of a powerful Bud Wilkinson-coached Sooners team. Darrell Royal quarterbacked unbeaten Oklahoma to two second period touchdowns, and the Tigers could never recover. Charley Pevey quarterbacked LSU, but the Bengals could manage only 38 rushing yards to OU's 286.



ATTENDANCE: 82,000

1959 Sugar Bowl

LSU 7, Clemson 0

Paul Dietzel's great national champions closed LSU's first undefeated, untied season in 50 years with a thrilling victory over Clemson. It was the Bayou Bengals' first Sugar Bowl victory and couldn't have come in a sweeter year. Billy Cannon threw a nine-yard scoring pass to Mickey Mangham in the third quarter, and the Chinese Bandits held Clemson in check for the victory.



PASSING: Warren Rabb, 2 of 7, 33 yards

RUSHING: Billy Cannon, 13 att., 51 yards


RECEIVING: Mickey Mangham, 2 rec., 33 yards, 1 TD

ATTENDANCE: 80,331

1960 Sugar Bowl

Mississippi 21, LSU 0

The regular season thriller won by Billy Cannon's 89-yard punt return proved to be a nightmarish rematch for LSU. Jake Gibbs hit Cowboy Woodruff with a 43-yard touchdown pass just before halftime and the Rebels coasted after that. The Tigers and Heisman Trophy winner Cannon never got inside the Ole Miss 38 the entire game.



PASSING: Durel Matherne, 5 of 9, 53 yards

RUSHING: Billy Cannon, 6 att., 8 yards

RECEIVING: Billy Cannon, 3 rec., 39 yards

ATTENDANCE: 81,141

1962 Orange Bowl

LSU 25, Colorado 7

Amidst rumors that Dietzel was leaving LSU, the Tigers romped behind Earl Gros, Wendell Harris and Jerry Stovall. All-America guard Roy Winston was outstanding as the Go Team, White Team and Chinese Bandits dominated the Buffalos. Charley White Cranford, Jimmy Field and Gene Sykes scored touchdowns for the Tigers as Harris kicked a 30-yard field goal.



PASSING: Lynn Amedee, 6 of 12, 88 yards, 1 TD

RUSHING: Earl Gros, 10 att., 55 yards

RECEIVING: Ray Wilkins, 3 rec., 58 yards, 1 TD

ATTENDANCE: 62,391

1963 Cotton Bowl

LSU 13, Texas 0

The defense-minded Tigers gave Charlie McClendon a victory over the previously undefeated Longhorns in Mac's first bowl appearance as head coach. Lynn Amedee kicked field goals of 23 and 37 yards, and Jimmy Field ran 22 yards for the game's only touchdown. All-Americans Fred Miller and Jerry Stovall joined Amedee as the stars of the game.



PASSING: Jimmy Field, 9 of 13, 93 yards

RUSHING: Jerry Stovall, 11 att., 36 yards

RECEIVING: Billy Traux, 3 rec., 49 yards

ATTENDANCE: 75,500

1963 Bluebonnet Bowl

Baylor 14, LSU 7

Don Trull passed the injury-ridden Tigers dizzy, hitting on 26 of 37 passes and rolling up 430 yards in total offense. Still, it took two fourth period touchdowns for the Bears to pull the victory out before 50,000 frozen fans in Houston. Joe Labruzzo ran a kickoff back for 72 yards late in the game, but Baylor held and Trull ended the game still firing away at the Tiger secondary.



PASSING: Billy Ezell, 1 of 5, 13 yards

RUSHING: Billy Ezell, 9 att., 30 yards

RECEIVING: Billy Traux, 1 rec., 13 yards

ATTENDANCE: 50,000

LSU Bowl History

1965 Sugar Bowl

LSU 13, Syracuse 10

Billy Ezell and Pat Screen quarterbacked the Tigers to a come from behind victory over the Orangemen. Ezell threw a 57-yard touchdown pass to Doug Moreau and then hit Joe Labruzzo on a two-point conversion. Moreau, the game's MVP, kicked a 28-yard field goal for the deciding points. The Tiger defense held the Syracuse running duo of Floyd Little and Jim Nance in check, as LSU defensive tackle George Rice dumped Little for a first half safety.



PASSING: Billy Ezell, 2 of 5, 67 yards, 1 TD

RUSHING: Joe Labruzzo, 10 att., 25 yards

RECEIVING: Doug Moreau, 2 rec., 54 yards, 1 TD

ATTENDANCE: 60,322

1966 Cotton Bowl

LSU 14, Arkansas 7

Pat Screen took over for injured Nelson Stokley and directed the Tigers to a great upset over second-ranked and unbeaten Arkansas. Joe Labruzzo ran three yards for one score and went over from a yard out for the other. The Razorbacks scored on Jon Brittenum's 16-yard pass to Bobby Crockett, but a Jerry Joseph interception stopped the Hogs' last chance in the game and ended a 22-game Arkansas win streak.



PASSING: Pat Screen, 7 of 10, 82 yards

RUSHING: Joe Labruzzo, 21 att., 69 yards, 2 TD

RECEIVING: Billy Masters, 4 rec., 45 yards,

ATTENDANCE: 76,200

1968 Sugar Bowl

LSU 20, Wyoming 13

A topsy-turvy year for the Tigers ended in a come-back win over the previously unbeaten Cowboys. Glenn Smith came off the bench to spark the victory and became the first sophomore in Sugar Bowl history to win the MVP award. Nelson Stokley threw touchdown passes of 35 and 14 yards to Tommy Morel, and Smith ran one yard for the other score on a chilly and rainy New Orleans afternoon.



PASSING: Nelson Stokley, 6 of 20, 91 yards, 1 TD

RUSHING: Glenn Smith, 16 att., 74 yards, 1 TD


RECEIVING: Tommy Morel, 4 rec., 38 yards, 2 TD

ATTENDANCE: 72,858

1968 Peach Bowl

LSU 31, Florida State 27

The see-saw contest left the Atlanta crowd limp with enthusiasm as the Tigers moved 61 yards in nine plays behind Mike Hillman for the winning touchdown. Florida State's Bill Cappelman, who threw for three touchdowns, put the ball in the air 41 times and Hillman 30 with Barton Frye's diving deflection in the end zone. Super pass catcher Ron Sellers caught two scoring passes for FSU, but LSU's Tommy Morel made a great clutch reception on the Bengals' winning drive to set up Maurice LeBlanc's two-yard TD run.



PASSING: Mike Hillman, 16 of 29, 229 yards, 2 TDs

RUSHING: Maurice LeBlanc, 14 att., 97 yards

RECEIVING: Tommy Morel, 6 rec., 103 yards

ATTENDANCE: 35,545

1971 Orange Bowl

Nebraska 17, LSU 12

With the national title at stake, the Cornhuskers' Jerry Tagge leaped over from one yard out for the winning touchdown. Buddy Lee's 31-yard pass to Al Coffee had given the Tigers a 12-10 lead going into the final period. Mark Lumpkin kicked field goals of 36 and 25 yards for the Bengals, who could not stop Nebraska's winning 67-yard touchdown drive.



PASSING: Buddy Lee, 17 of 32, 182 yards, 1 TD

RUSHING: Bert Jones, 8 att., 54 yards,

RECEIVING: Andy Hamilton, 9 rec., 146 yards

ATTENDANCE: 80,699

1971 Sun Bowl

LSU 33, Iowa State 16

Bert Jones completed 12 of 18 passes for 227 yards and three touchdowns as the Tigers routed the Big Eight Cyclones. Jones hit cousin Andy Hamilton six times with passes, once for a touchdown, and scored the clincher himself on a run from six yards out. Jay Michaelson kicked two field goals and caught a touchdown pass for the Bengals.



PASSING: Bert Jones, 12 of 18, 227 yards, 3 TDs

RUSHING: Allen Shorey, 12 att., 68 yards

RECEIVING: Andy Hamilton, 6 rec., 165 yards, 1 TD, Long 77 yards

ATTENDANCE: 33,530



LSU Bowl History

1972 Bluebonnet Bowl

Tennessee 24, LSU 17

Tennessee struck for three first half touchdowns and then held off a determined LSU comeback in the second half, ending when a Bert Jones pass was deflected at the Volunteer 10 with less than two minutes left. Scrambling UT quarterback Condredge Holloway ran for two scores and passed for another, while Jones and Brad Davis ran for the two Bengal touchdowns. The Vols led 24-3 at the half before the Tigers clawed their way back before an Astrodome crowd of 52,961.

PASSING: Bert Jones, 7 of 20, 90 yards

RUSHING: Brad Davis, 1 TD

RUSHING: Charles Williamson, 1 rec., 18 yards

ATTENDANCE: 52,961



1974 Orange Bowl

Penn State 16, LSU 9

LSU won the statistical battle, but lost the war as the undefeated and untied Nittany Lions took advantage of LSU's consistently poor field position to keep their record unblemished. The Tigers, in spite of scoring on the first series of the game, were never able to get possession on the Penn State end of the field. Brad Davis was the leading rusher with 70 yards while the vaunted LSU defense held Heisman Trophy winner John Cappelletti to only 50 yards during the encounter.

PASSING: Mike Miley, 5 of 8, 36 yards

RUSHING: Brad Davis, 13 att., 54 yards

RECEIVING: Brad Davis, 4 rec., 23 yards

ATTENDANCE: 60,477



1977 Sun Bowl

Stanford 24, LSU 14


Charles Alexander won Offensive Player of the Game honors as he set a pair of Sun Bowl rushing records, carrying 31 times for 197 yards, but LSU mistakes and a superb passing attack by the Pac-8 team enabled the westerners to take the victory. LSU scored the second time it had the ball, but Stanford racked up a touchdown and a field goal for a brief lead which LSU topped with a final minute, first half six-pointer to take a 14-10 lead into intermission. The second half was all Stanford as quarterback Guy Benjamin added two more TD passes to his second period strike for the triumph.

PASSING: Steve Ensminger, 7 of 23, 68 yards, 1 TD

RUSHING: Charles Alexander, 31 att., 197 yards, 1 TD, Long 54 yards

RECEIVING: Carlos Carson, 1 rec., 13 yards

ATTENDANCE: 31,318



David Woodley

1978 Liberty Bowl

Missouri 20, LSU 15

It was a case of two separate games: the first half was all Missouri and the second half all LSU.

The only trouble was that the Big Eight team put more points on the board in its half than the SEC entry did in its. Missouri piled up a seemingly commanding 20-3 halftime advantage, but Coach Charles McClendon's charges came out firing. Although they were not able to overcome the score, they did pile up 247 yards to 84, and 15 first downs to four for Missouri. All-America tailback Charles Alexander played his last game as a Tiger and made it memorable as he gained 133 yards on 24 carries.



PASSING: David Woodley, 14 of 31, 170 yards

RUSHING: Charles Alexander, 24 att., 133 yards

RECEIVING: Mike Quintella, 6 rec., 81 yards

ATTENDANCE: 53,064

1979 Tangerine Bowl

LSU 34, Wake Forest 10

It was the end of the Cholly Mac era and it was a glorious end! The Tigers were 10 feet off the ground as they dashed out of their dressing room and immediately gave notice it was going to be their night. The first three times they had the ball they drove downfield, scoring two touchdowns and missing the third when they lost a fumble at the goal line. From then on, it was just a matter of what the final score would be.

PASSING: David Woodley, 16 of 26, 273 yards, 1 TD

RUSHING: David Woodley, 10 att., 68 yards, 2 TDs

RECEIVING: Jerry Murphee, 5 rec., 60 yards, 1 TD

ATTENDANCE: 38,666



LSU Bowl History

1983 Orange Bowl

Nebraska 21, LSU 20

In one of the most exciting games in LSU history, the Tigers came within an eyelash of upsetting powerful Nebraska. Leading 17-7 late in the third period by virtue of two Dalton Hilliard touchdown runs and a 28-yard Juan Carlos Betanzos field goal, it appeared the Bayou Bengals were on the verge of the upset of the year. But two late touchdowns by the Cornhuskers offset a 49-yard Betanzos field goal, and the Tigers' noble efforts resulted in a one-point heartbreaker.



PASSING: Alan Risher, 14 of 34, 173 yards
RUSHING: Dalton Hilliard, 15 att., 22 yards, 2 TDs
RECEIVING: Dalton Hilliard, 3 rec., 51 yards,
ATTENDANCE: 54,407

1985 Sugar Bowl

Nebraska 28, LSU 10

In a remarkable turnaround from a record of 4-7 in 1983, the 8-2-1 LSU Tigers found themselves in the 51st Sugar Bowl Classic under first-year coach Bill Arnsparger. The Tigers were again heavy underdogs to Nebraska, but quickly jumped out to a 10-0 lead behind a Ronnie Lewis field goal and Dalton Hilliard touchdown. After that it was all Cornhuskers. After pulling to within 10-7 at the half, Nebraska went ahead for good early in the third period, then pulled away as Jeff Wickersham threw five interceptions. Hilliard led the Tigers on the ground with 16 carries for 86 yards before a case of flu forced him to the sidelines.



PASSING: Jeff Wickersham, 20 of 37, 221 yards,
RUSHING: Dalton Hilliard, 16 att., 86 yards, 1 TD
RECEIVING: Eric Martin, 5 rec., 58 yards
ATTENDANCE: 75,608

1985 Liberty Bowl

Baylor 21, LSU 7

The Tigers got on the scoreboard first, but that would be all the scoring LSU could muster, as the Baylor defense stopped the Tigers, 21-7 before 40,186 at Liberty Bowl Memorial Stadium in Memphis. Norman Jefferson provided the LSU heroics with a 79-yard punt return with 5:17 left in the first quarter that would give the Tigers a 7-0 lead. The return would be a Liberty Bowl record and Jefferson's second scoring return in an LSU uniform. Baylor's high-powered offense was able to gain 489 yards against LSU's defense while the Tigers settled for 192 yards. Jeff Wickersham completed 11 of 24 passes for 95 yards while Dalton Hilliard carried 20 times for 66 yards.



PASSING: Jeff Wickersham, 11 of 24, 95 yards, 1 TD
RUSHING: Dalton Hilliard, 20 att., 66 yards
RECEIVING: Garry James, 4 rec., 25 yards
ATTENDANCE: 40,186

1987 Sugar Bowl

Nebraska 30, LSU 15

LSU began its final bowl under coach Bill Arnsparger in impressive fashion, taking the opening kickoff and quickly moving 66 yards for a Harvey Williams touchdown. Nebraska responded with 30 unanswered points to subdue the SEC champion Tigers in the Louisiana Superdome. The loss marked the fourth straight setback for LSU in post-season bowl games and dropped the Tigers' record to 3-7 in Sugar Bowl games. The Cornhuskers took the lead for good just before halftime when quarterback Steve Taylor capped a 72-yard drive with a two-yard touchdown run, staking Nebraska to a 10-7 advantage en route to earning MVP honors. Nebraska capitalized on two LSU fourth-quarter turnovers to take a 30-7 lead before Tiger quarterback Tom Hodson threw a 24-yard touchdown pass to flanker Tony Moss and completed a two-point pass to tailback Alvin Lee with 2:01 left in the contest.



PASSING: Tommy Hodson, 14 of 30, 159 yards, 1 TD
RUSHING: Harvey Williams, 12 att., 48 yards, 1 TD
RECEIVING: Wendell Davis, 3 rec., 63 yards
ATTENDANCE: 76,234

1987 Gator Bowl

LSU 30, South Carolina 13

The Tigers closed out Mike Archer's first year as head coach in grand fashion with a resounding 30-13 win over South Carolina. The LSU defense ran the South Carolina offense into confusion, but it was the offense that owned the show as the pitch-and-catch combination of Tommy Hodson and Wendell Davis thrilled the crowd of 82,119. LSU jumped out to a 14-0 lead before the Gamecocks could put a field goal on the board. The Tigers led 20-6 at the half and rolled from there in the second half. Davis--the game's MVP--caught nine passes for 132 yards and three touchdowns as Hodson completed 20 of 32 tosses for 224 yards and three scores.



PASSING: Tommy Hodson, 20 of 32, 224 yards, 3 TDs
RUSHING: Eddie Fuller, 14 att., 48 yards
RECEIVING: Wendell Davis, 9 rec., 132 yards, 3 TDs
ATTENDANCE: 82,119

1989 Hall of Fame Bowl

Syracuse 23, LSU 10

The Tigers went to Tampa, Fla., as co-champions of the Southeastern Conference, but came up short in this game as a solid Syracuse offense, spurred by the running halfback Robert Drummond. A stingy Orangeman defense held the Tigers at bay. Drummond was the offensive star of the game, running for 122 yards on 23 carries while Tiger quarterback Tommy Hodson was picked off three times by the aggressive Syracuse defenders. A crowd of 51,112 was on hand in Tampa Stadium for this January 2 game that saw Syracuse jump out to a 10-0 lead before the Tigers got a touchdown on the board to make it 10-7 at the half. But the last two quarters belonged to Syracuse as LSU finished its season at 8-4.





LSU Bowl History

PASSING: Tommy Hodson, 16 of 33, 192 yards
RUSHING: Calvin Windom, 7 att., 32 yards, 1 TD
RECEIVING: Tony Moss, 5 rec., 96 yards, Long 43 yards
ATTENDANCE: 51,112



In the 1995 Independence Bowl Gabe Northern received defensive player of the game honors after returning a second half fumble for a TD.

1995 Independence Bowl

LSU 45, Michigan State 26

The Tigers wrapped up the first year of the Gerry DiNardo era with a resounding 45-26 win over Michigan State before a sellout crowd of 48,835 in Shreveport. The teams battled evenly in a first half of big plays that included a 78-yard TD pass by Michigan State on the second play of the game, an Eddie Kennison kickoff return for a touchdown for LSU, a Michigan State kickoff return for a touchdown and a 51-yard TD run by Kevin Faulk that contributed to a 24-21 MSU halftime lead. But the Tigers broke it open in the second half with 24 unanswered points, including a fumble return for a touchdown by defensive end Gabe Northern. Northern went on to claim defensive player of the game honors and Faulk rushed for a bowl record 234 yards--the second most rushing yards by an LSU player ever--to capture the offensive MVP award. In all, LSU set or tied 11 Independence Bowl records in the romp.

PASSING: Herb Tyler, 10 of 20, 164 yards, 1 TD
RUSHING: Kevin Faulk, 25 att., 234 yards, 2 TDs, Long 68 yards
RECEIVING: Eddie Kennison, 5 rec., 124 yards, 1 TD, Long 49 yards
ATTENDANCE: 48,835

1996 Peach Bowl

LSU 10, Clemson 7

Quarterback Herb Tyler led a balanced LSU attack against a stubborn Clemson squad to send the LSU Tigers to a 10-7 win in the Peach Bowl at the Georgia Dome. The win gave the Tigers their second straight bowl win and their first 10-win season in nine years. Clemson struck first, taking a 7-0 lead when quarterback Nealon Greene took the ball in from five yards out after LSU had turned the ball over deep in Clemson territory. But it would be Clemson's



only points of the night. In the second quarter, Kevin Faulk capped a seven-play, 80-yard LSU drive with a three-yard touchdown run and Wade Richey added a 22-yard field goal before intermission for a 10-7 LSU lead at the half that would stand the test of the second half. The game was sealed when LSU's Aaron Adams batted away a 52-yard Clemson field goal try with less than two minutes to play.

PASSING: Herb Tyler, 14 of 21, 163 yards
RUSHING: Kevin Faulk, 23 att., 64 yards, 1 TD
RECEIVING: David Lafleur, 4 rec., 63 yards
ATTENDANCE: 63,622

1997 Independence Bowl

LSU 27, Notre Dame 9

Rondell Mealey electrified a frigid Independence Bowl crowd with a 222-yard rushing performance to pace LSU to a convincing 27-9 win over Notre Dame, avenging a loss to the Irish during the regular season. Mealey subbed for starter Kevin Faulk who was injured early in the game and didn't miss a beat. The teams exchanged field goals early before the LSU touchdown surge began. Scott Cengia hit field goals of 33 and 21 yards for the Irish in the first half while Wade Richey booted a 37-yarder for a 6-3 Notre Dame lead at the half. Richey added a 42-yarder early in the second half before LSU's Herb Tyler hit Abram Booty with a 12-yard scoring strike for a 13-6 Tiger lead. Cengia hit one more field goal, a 33-yarder early in the fourth quarter, but the Irish would score no more. Mealey scored twice in the final period on runs of two and one yard to send LSU to victory before a nationally televised game on ESPN.



PASSING: Herb Tyler, 5 of 12, 61 yards, 1 TD
RUSHING: Rondell Mealey, 34 att., 222 yards, 2 TDs, Long 78 yds
RECEIVING: Abram Booty, 5 rec., 61 yards, 1 TD
ATTENDANCE: 50,459

2000 Peach Bowl

LSU 28, Georgia Tech 14

Rohan Davey came off the bench in the second half to lead the Tigers to a 28-14 come-from-behind win over Georgia Tech in the Peach Bowl. Trailing 14-3 at halftime, Davey started the second half and led the Tigers to a TD on the first possession of the second half. In all, Davey threw three second half TD passes, tying an LSU bowl record, and he finished the contest with 17 completions in 25 attempts for 174 yards. Davey hit wideout Josh Reed on a 9-yard scoring pass early in the fourth quarter to give the Tigers the lead for good at 17-14. Reed finished the game with an LSU bowl record tying nine receptions for 96 yards, while fullback Tommy Banks capped his senior season with two TD receptions and a career-best seven catches for 71 yards. Georgia Tech entered the contest with only 12 turnovers all season, however the Tiger defense forced the Yellow Jackets into six turnovers, including four fumbles.



PASSING: Rohan Davey, 17 of 25, 174 yards, 3 TDs
RUSHING: LaBrandon Toefield, 22 att. 78 yards
RECEIVING: Josh Reed, 9 rec., 96 yards, 1 TD
ATTENDANCE: 73,614

LSU Bowl Records

TEAM BOWL RECORDS

LSU

First Downs	24	vs. Wake Forest, '79 Tangerine
Rushing Attempts	63	vs. Stanford (332 yards), '77 Sun
Rushing Yards	332	vs. Stanford (63 att.), '77 Sun
Passes Attempted:	44	vs. Georgia Tech (25 comp.), '00 Peach
Passes Completed:	25	vs. Georgia Tech (44 att.), '00 Peach
Completion Percentage	.727	vs. Arkansas (8 of 11), '66 Cotton
Passing Yards:	284	vs. Georgia Tech (25 of 44), '00 Peach
Passes Had Intercepted	5	vs. Nebraska, '85 Sugar
Touchdown Passes	3	vs. Iowa St., '71 Sun
		vs. South Carolina, '87 Gator
		vs. Georgia Tech, '00 Peach
Total Offense Attempts	86	vs. Stanford (375 yards), '77 Sun
Total Offense Yards	510	vs. Wake Forest (82 att.), '79 Tangerine
Fumbles Lost	4	vs. Oklahoma, '50 Sugar
		vs. Florida St., '68 Peach
Total Turnovers	8	vs. Oklahoma (4 fumbles, 4 int.), '50 Sugar
Points in a Quarter	21	vs. Michigan St. (3rd Quarter), '95 Independence
Points in a Half	27	vs. Iowa St. (2nd Half), '71 Sun
Fewest Rushing Yards	-15	vs. Ole Miss (32 att.), '60 Sugar
Fewest Passing Yards	13	vs. Baylor (1 of 5), '63 Bluebonnet
Fewest Pass Attempts	5	vs. Baylor (1 comp.), '63 Bluebonnet
Fewest Passes Completed	1	vs. Baylor (5 att.), '63 Bluebonnet
Fewest Total Yards	74	vs. Ole Miss (-15 rush, 74 pass), '60 Sugar
Most points	45	vs. Michigan St., '95 Independence
Fewest points	0	vs. Santa Clara, '38 Sugar
		vs. Arkansas, '47 Cotton
		vs. Oklahoma, '50 Sugar
		vs. Ole Miss, '60 Sugar

Opponent

First Downs	27	by Baylor, '63 Bluebonnet
Rushing Attempts	64	by Clemson (168 yards), '59 Sugar
Rushing Yards	286	by Oklahoma, '50 Sugar
Passes Attempted	47	by South Carolina (28 comp.), '87 Gator
Most Passes Completed	28	by South Carolina (47 att.), '87 Gator
Completion Percentage	.703	by Baylor (26 of 37), '63 Bluebonnet
Passing Yards	348	by Michigan St. (22 of 44), '95 Independence
Passes Had Intercepted	5	by Texas A & M, '44 Orange
Touchdown Passes	3	Four times
Total Offense Attempts	91	by Baylor (489 yards), '85 Liberty
Total Offense Yards	489	by Baylor (91 att.), '85 Liberty
Fumbles Lost	4	by Oklahoma, '50 Sugar
		by Iowa St., '71 Sun
		by Nebraska, '83 Orange
		by Georgia Tech, '00 Peach
Total Turnovers	8	by Texas A & M (5 int., 3 fumbles), '44 Orange
Fewest Rushing Yards	-15	by Texas A & M (25 att.), '44 Orange
Fewest Passing Yards	0	by Arkansas (0 of 4), '47 Cotton
Fewest Passing Attempts	4	by Arkansas (0 comp.), '47 Cotton
		by Clemson (2 comp.), '59 Sugar
Fewest Passes Completed	0	by Arkansas (4 att.), '47 Cotton
Fewest Total Yards	54	by Arkansas (54 rush, 0 pass), '47 Cotton
Most Points	35	by Oklahoma, '50 Sugar
Fewest Points	0	by Arkansas, '47 Cotton
		by Clemson, '59 Sugar
		by Texas, '63 Cotton

Combined (LSU and Opponent)

Most Points	71	vs. Michigan St. (LSU 45, MSU 26), '95 Independence
Fewest Points	0	vs. Arkansas (LSU 0, Ark. 0), '47 Cotton
Most Total Yards	884	vs. Michigan St. (LSU 436, MSU 448), '95 Independence
Fewest Total Yards	248	vs. Arkansas (LSU 158, S.C. 90), '38 Sugar

INDIVIDUAL BOWL RECORDS

LSU

RUSHING

Rushing Attempts	34	Rondell Mealey (222 yds) vs. Notre Dame, '97 Independence
Rushing Yards	234	Kevin Faulk (25 att.) vs. Michigan St., '95 Independence
Yards Per Attempt	9.4	Kevin Faulk (25 for 234) vs. Michigan St., '95 Independence
Rushing Touchdowns	2	Six players
Longest Rush	78	Rondell Mealey vs. Notre Dame, '97 Independence

PASSING

Pass Attempts	37	Jeff Wickersham (20 comp.) vs. Nebraska, '85 Sugar
Pass Completions	20	Jeff Wickersham (37 att.) vs. Nebraska, '85 Sugar
		Tommy Hodson vs. South Carolina, '87 Gator
Completion Percentage	.700	Pat Screen (7 of 10) vs. Arkansas, '66 Cotton
Passing Yards	229	Mike Hillman (16 of 29) vs. Florida St., '68 Peach
Passes Had Intercepted	4	Jeff Wickersham vs. Nebraska, '85 Sugar
Touchdown Passes	3	Bert Jones vs. Iowa St., '71 Sun
		Tommy Hodson vs. South Carolina, '87 Gator
		Rohan Davey vs. Georgia Tech, '00 Peach

RECEIVING

Pass Receptions	9	Andy Hamilton (146 yards) vs. Nebraska, '71 Orange
		Wendell Davis (132 yards) vs. South Carolina, '87 Gator
		Josh Reed (96 yards) vs. Georgia Tech, '00 Peach
Receiving Yards	165	Andy Hamilton (6 rec.) vs. Iowa St., '71 Sun
Touchdown Receptions	3	Wendell Davis vs. South Carolina, '87 Gator
Longest Pass	77	Bert Jones to Andy Hamilton vs. Iowa St., '71 Sun

TOTAL OFFENSE

Attempts	41	Jeff Wickersham (203 yards) vs. Nebraska, '85 Sugar
Yards	267	David Woodley (29 att.) vs. Wake Forest, '79 Tangerine
All Purpose Yards	271	Kevin Faulk (234 rush, 4 rec., 33 ret.) vs. Michigan St., '95 Independence




Rohan Davey (6) tied an LSU bowl record with three TD passes in the Tigers' 28-14 win over Georgia Tech in the 2000 Peach Bowl, while Josh Reed (25) tied another LSU bowl mark with nine receptions in the contest.

SCORING

Points	19	Steve Van Buren (3 TDs, 1 PAT) vs. Texas A & M, '44 Orange
Touchdowns	3	Wendell Davis vs. South Carolina '87 Gator
Kicking Points	12	David Brownnycke (3 FGs, 3 PATs) vs. South Carolina, '87 Gator
Extra Points	6	Andre' Lafleur vs. Michigan St., '95 Independence
Field Goals	3	David Brownnycke vs. South Carolina, '87 Gator
Longest Field Goal	49	Juan Betanzos vs. Nebraska, '83 Orange
		John Corbello vs. Georgia Tech, '00 Peach



LSU Bowl Records



Eddie Kennison set an LSU bowl record with a 92-yard kickoff return against Michigan State in the 1995 Independence Bowl.

INTERCEPTIONS

Interceptions	2	Benny Griffin (26 yards) vs. Wyoming, '68 Sugar Al Coffee (22 yards) vs. Nebraska, '71 Orange Liffort Hobley (15 yards) vs. Nebraska, '85 Sugar Greg Jackson (91 yards) vs. South Carolina, '87 Gator
Interception Yards	91	Greg Jackson (2 returns) vs. South Carolina, '87 Gator
Longest Interception	48	Greg Jackson vs. South Carolina, '87 Gator

PUNT RETURNS

Punt Returns	4	Sammy Grezaffi (61 yards) vs. Wyoming, '68 Sugar Craig Burns (40 yards) vs. Florida St., '68 Peach
Punt Return Yards	79	Norman Jefferson (1 return) vs. Baylor, '85 Liberty
Longest Punt Return	79	Norman Jefferson vs. Baylor, '85 Liberty

KICKOFF RETURNS

Kickoff Returns	5	Harvey Williams (138 yards) vs. Nebraska, '87 Sugar
Kickoff Return Yards	138	Harvey Williams (5 returns) vs. Nebraska, '87 Sugar
Longest Kickoff Return	92	Eddie Kennison vs. Michigan St., '95 Independence

PUNTING

Punts	9	Jerry Stovall (376 yards) vs. Texas, '63 Cotton Gerald Brown (326 yards) vs. Syracuse, '65 Sugar Mitch Worley (280 yards) vs. Wyoming, '68 Sugar
Punting Average	48.7	Tommy Davis vs. Clemson, '59 Sugar
Longest Punt	64	Matt DeFrank vs. Baylor, '85 Liberty

Opponent

RUSHING

Rushing Attempts	29	Leon Heath (170 yards), Oklahoma, '50 Sugar
Rushing Yards	170	Leon Heath (29 att.), Oklahoma, '50 Sugar
Yards Per Carry	7.9	Harry Jones (10 for 79), Arkansas, '66 Cotton
Rushing Touchdowns	2	Four players
Longest Rush	86	Leon Heath, Oklahoma, '50 Sugar

PASSING

Passes Attempted	47	Todd Ellis (28 comp.), South Carolina, '87 Gator
Passes Completed	28	Todd Ellis (47 att.), South Carolina, '87 Gator
Completion Percentage	.750	Cody Carlson (9 of 12), Baylor, '85 Liberty
Passing Yards	348	Tony Banks (22 of 44), Michigan St., '95 Independence
Passes Had Intercepted	4	Todd Ellis, South Carolina, '87 Gator
Touchdown Passes	3	Bill Cappleman, Florida St., '68 Peach Guy Benjamin, Stanford, '77 Sun Craig Sundberg, Nebraska, '85 Sugar

RECEIVING

Pass Receptions	11	James Ingram (163 yards), Baylor, '63 Bluebonnet
Receiving Yards	171	Mushin Muhammed (9 rec.), Michigan St., '95 Independence
Touchdown Receptions	2	Four players
Longest Pass	78	Tony Banks to Mushin Muhammed, Michigan St., '95 Independence

TOTAL OFFENSE

Plays	58	Todd Ellis, South Carolina, '87 Gator
Yards	320	Tony Banks, Michigan St., '95 Independence
All Purpose Yards	320	Tony Banks (348 pass, -28 rush), Michigan St., '95 Independence

SCORING

Points	12	Ten players
Touchdowns	3	Bill Cappleman, Florida St., '68 Peach
Kicking Points	7	Three players
Extra Points	5	Ken Tipps, Oklahoma, '50 Sugar
Field Goals	3	Scott Cengia, Notre Dame, '97 Independence
Longest Field Goal	49	Jerry DePoyster, Wyoming, '68 Sugar

INTERCEPTIONS

Interceptions	2	Chad Daffer, Nebraska, '85 Sugar David Holmes, Syracuse, '89 Hall of Fame
Interception Yards	59	Loren Schwening (1 ret.), Colorado, '62 Orange
Longest Interception	59	Loren Schwening, Colorado, '62 Orange

PUNT RETURNS

Punt Returns	5	Kelly Rhino (81 yards), Georgia Tech, '00 Peach
Punt Return Yards	81	Kelly Rhino (5 ret.), Georgia Tech, '00 Peach
Longest Punt Return	42	Irving Fryar, Nebraska, '83 Orange

KICKOFF RETURNS

Kickoff Returns	4	Four players
Kickoff Return Yards	132	Derrick Mason (4 ret.), Michigan St., '95 Independence
Longest Kickoff Return	100	Derrick Mason, Michigan St., '95 Independence

PUNTING

Punts	14	Sammy Baugh (672 yards), Texas Christian, '36 Sugar
Punting Average	49.0	Jerry DePoyster (4 for 196), Wyoming, '68 Sugar
Longest Punt	75	Stanley Turner, Texas A & M, '44 Cotton



Norman Jefferson (8) set an LSU and Liberty Bowl record with a 79-yard punt return for a touchdown in 1985 against Baylor.



Comprehensive Coverage of All 20 LSU Varsity Sports

LSUsports.net is your FREE, 24-hour Tiger sports spectacular—and when you see it here, it's the official, final word from LSU. Surf the site that roars and discover:

- ⊙ The most complete, up-to-date news and information on LSU Athletics
- ⊙ Rosters and schedules for all Tiger teams
- ⊙ Real-time statistical updates during LSU sporting events
- ⊙ Live streaming audio from football, basketball, baseball and softball games and other special events
- ⊙ Running scoreboard of all events
- ⊙ View Tiger Stadium, Alex Box Stadium and PMAC seating online—check out your view of the field or court from the exact location of your tickets!
- ⊙ Online ticketing
- ⊙ Online Gift Center with LSU merchandise

