

| LSU ALMA MATER |

Where stately oaks and broad magnolias
shade inspiring halls,
There stands our dear old Alma Mater
who to us recalls
Fond memories that waken in our hearts
a tender glow,
And make us happy for the love
that we have learned to know.

All hail to thee our Alma Mater,
molder of mankind,
May greater glory, love unending
be forever thine.
Our worth in life will be thy worth
we pray to keep it true,
And may thy spirit live in us,
forever...**L-S-U.**




75 YEARS UNDER THE LIGHTS SATURDAY NIGHT IN DEATH VALLEY



ONE OF COLLEGE FOOTBALL'S GRANDEST TRADITIONS TURNS 75 THIS YEAR

as LSU celebrates its 75th season of playing night games in Tiger Stadium in 2006. Since that first night game against Spring Hill in the fall of 1931, night games in Tiger Stadium have become a ritual that is celebrated each autumn Saturday Night in Baton Rouge. Night games in Tiger Stadium have been written about time and time again and it's been proven that something magical happens when the lights come on in Death Valley. From Cannon's punt return to beat Ole Miss in 1959, to the night a Hodson-to-Fuller TD pass shook the earth, and, most recently, when five Auburn field goal attempts went awry, the mystique of a night game in Tiger Stadium is legendary. Sports Illustrated columnist Rick Reilly put it best when he said, "college football is LSU's Tiger Stadium at night."



16

Les Miles

Les Miles burst onto the LSU football scene and had success like no other coach before him. Miles led LSU to the best first-year mark for a Tiger coach by posting an 11-2 overall mark and he became the only first-year coach in SEC history to take his team to the league's championship game. Along the way, Miles became the only LSU coach to beat Auburn, Florida and Alabama in the same season.



34

Gameday


In Baton Rouge, LSU football is not just a game, it's an event. For a typical Saturday contest, tailgaters will begin arriving on campus as early as Thursday to celebrate yet another weekend of Tiger football in Baton Rouge. While Tiger Stadium may hold up to 92,000 fans, it's estimated that close to 120,000 fans converge on the LSU campus for a football weekend.



70

The Tigers

The Tigers return 13 starters and 39 letterwinners from a squad that posted an 11-2 mark and was ranked No. 5 in the final national poll a year ago. Headlining the list of starters for the Tigers are pre-season All-America candidates in free safety LaRon Landry and offensive guard Will Arnold.



111

Winning for Louisiana

A pair of Hurricanes named Katrina and Rita devastated Louisiana, disrupting the way of life in a football hungry state. With New Orleans underwater and most of the gulf coast destroyed by the storms, it was the LSU football team that stepped up to become the torch-bearer for a state in need of a diversion. Week after week, the Tigers, much like the citizens of this great state, overcame adversity and found a way to end up winners.

4	Quick Facts
6	Rosters/Pronunciation Guide
8	Geographical Breakdown/2006 Signees
9	Depth Chart
10	2006 Season Preview
12	2006 Opponents

This is LSU

16	Les Miles Football
18	Championship Football
20	Academic Success
22	Academic Center for Student-Athletes
24	Campus Life
28	Giving Back
29	Career Development
30	The City of Baton Rouge
31	The State of Louisiana
32	Tiger Stadium
34	Gameday in Tiger Town
36	National Spotlight
40	LSU Football Operations Center
41	Charles McClendon LSU Football Practice Facility
42	Jeff Boss Locker Room
43	Lawton Room/Hall of Champions
44	Strength & Conditioning
46	Martin J. Broussard Center for Athletic Training
48	Bowl Games
50	Great Moments
52	NFL Scout Day
53	NFL Draft Day
54	Tigers in the NFL
56	LSU Football All-Americans
58	LSU Football Traditions
63	Mike the Tiger
64	LSU Greats
66	Prominent LSU Alumni
68	Jack and Priscilla Andonie LSU Sports Museum
69	Athletic Facilities

Players

70	Player Profiles
92	Signee Profiles

Coaches

94	Head Coach Les Miles
99	Jimbo Fisher
100	Josh Henson
101	Earl Lane
102	Doug Mallory
103	Todd Monken
104	Bo Pelini
105	Bradley Dale Peveto
106	Larry Porter
107	Stacy Searels
108	Mack Butler/Dr. Sam Nader
109	Football Support Staff

Review

111	Season Notebook
113	Hurricane Katrina
115	2005 Final Statistics
117	2005 Final Defensive Statistics
118	2005 Final Game-by-Game Statistics
120	2005 Final Defensive Game-by-Game Statistics
121	2005 Superlatives
122	2005 Starting Lineups/Career Starts
123	Arizona State Recap
124	Tennessee Recap
125	Mississippi State Recap
126	Vanderbilt Recap
127	Florida Recap
128	Auburn Recap
129	North Texas Recap
130	Appalachian State Recap
131	Alabama Recap
132	Ole Miss Recap
133	Arkansas Recap
134	Georgia Recap
135	Chick-fil-A Peach Bowl Recap

History

136	Record Book
143	Yearly Offensive Statistics
144	Yearly Defensive Statistics
145	Yearly Records/Milestones

146	vs. All Opponents
147	Year-by-Year Results
157	LSU in the Polls/LSU on TV
158	All-Americans
162	Academic All-Americans
163	First-Team All-SEC
164	Second-Team All-SEC
165	Academic All-SEC
167	National/SEC Awards
168	Team Awards
169	Awards/LSU Athletic Hall of Fame
170	All-Star Game Appearances
171	Tigers in the Pros
173	Tigers in the Draft
175	All-Time Head Coaching Records
176	All-Time Assistant Coaches
177	Lettermen
182	Tiger Stadium
186	2003 National Champions
188	1958 National Champions
190	National Award Winners
192	LSU Bowl History

LSU

195	LSU President William Jenkins
196	Chancellor Sean O'Keefe
197	Athletics Director Skip Bertman
198	LSU Athletics - A Championship Season
200	Athletics Administration

Media

201	Media Guidelines
203	Media List
204	Sports Information
205	LSU Sports Television Network
206	LSU Sports Radio Network
207	LSU Sports Properties
208	Tiger Athletic Foundation



Credits

EDITOR: Michael Bonnette
LAYOUT & DESIGN: Jason Feirman, Peter Hoang
COVER DESIGN: Jason Feirman, Peter Hoang
PRODUCTION ASSISTANTS: Krystal Bennett
 Brandon Jantz
 Brian Miller
ASSISTANT EDITORS: Melissa Reynaud
 Bill Franques
 Laurie Cannon

RESEARCH
 Bill Martin, Alex Restrepo, Will Stafford

PHOTOGRAPHY
 Steve Franz, Chris Graythen, Jason Feirman, Dennis Hodges
 The Advocate, Travis Spradling, Arthur D. Lauck,
 Brian Crain, Jennifer Abelson, J. Rico Clement,
 Bill Feig, Dan Hardesty, Jim Hudelson, LSU Gumbo,
 Neil Johnson, Brad Messina, Rob Muschmeche,
 Jim Zeitz, Prather Warren, NFL, Nelson Chenault,
 Ron Berard, C.C. Lockwood, Erby Aucoin Jr.,
 DeAndre Phillips (Miami Heat/NBA), Getty Images

PRINTING
 Universal Printing - Kansas City, Mo.

The 2006 LSU Football Media Guide was written by the LSU Sports Information Office and designed by the LSU Publications Office on an Apple G4 using QuarkXpress 6.5 and Adobe Photoshop CS2.

HOW TO PURCHASE AN LSU MEDIA GUIDE:

1. Preorder with your season ticket order form
2. Online at www.LSUsports.net
3. Purchase from the Tiger Gift Center

- INTRO
- THIS IS LSU
- TIGERS
- COACHES
- REVIEW
- HISTORY
- LSU

2006 LSU Football Schedule

DATE	OPPONENT	SITE	SERIES RECORD
Sept. 2	UL-Lafayette	Baton Rouge	LSU leads 20-0
Sept. 9	Arizona	Baton Rouge	LSU leads 2-0
Sept. 16	at Auburn	Auburn, Ala.	LSU leads 21-18-1
Sept. 23	Tulane	Baton Rouge	LSU leads 65-22-7
Sept. 30	Miss. State	Baton Rouge	LSU leads 63-33-3
Oct. 7	at Florida	Gainesville, Fla.	UF leads 27-22-3
Oct. 14	Kentucky	Baton Rouge	LSU leads 37-15-1
Oct. 21	Fresno State	Baton Rouge	First Meeting
Nov. 4	at Tennessee	at Knoxville, Tenn.	UT leads 20-5-3
Nov. 11	Alabama	Baton Rouge	UA leads 43-21-5
Nov. 18	Ole Miss	Baton Rouge	LSU leads 53-27-4
Nov. 24	at Arkansas	Little Rock, Ark.	LSU leads 32-17-2

2007 Schedule

Sept. 1	Appalachian State
Sept. 8	Virginia Tech
Sept. 15	at Mississippi State
Sept. 22	South Carolina
Sept. 29	* at Tulane
Oct. 6	Florida
Oct. 13	at Kentucky
Oct. 20	Auburn
Nov. 3	Middle Tennessee
Nov. 10	at Alabama
Nov. 17	at Ole Miss
Nov. 24	Arkansas

Future schedules are subject to change

* Louisiana Superdome

2008 Schedule

Aug. 30	Troy State
Sept. 6	TBD
Sept. 13	Louisiana Tech
Sept. 20	at Auburn
Sept. 27	Mississippi State
Oct. 11	at Florida
Oct. 18	at South Carolina
Oct. 25	Georgia
Nov. 1	Tulane
Nov. 15	Alabama
Nov. 22	Ole Miss
Nov. 29	at Arkansas

Future schedules are subject to change

2005 LSU Football Results

Overall Record: 11-2 | SEC Record: 7-1

Final National Rank: No. 5 USA Today Coaches/ No. 6 Associated Press

DATE	OPPONENT	RESULT	ATTENDANCE
Sept. 10	at #15 Arizona State (ESPN)	W, 35-31	63,210
Sept. 26	* #10/11 Tennessee (ESPN2)	L, 30-27 (OT)	91,986
Oct. 1	* at Miss. State (TigerVision)	W, 37-7	48,344
Oct. 8	* at Vanderbilt (ESPN2)	W, 34-6	37,309
Oct. 15	* #11/13 Florida (CBS)	W, 21-17	92,402
Oct. 22	* #15/16 Auburn (ESPN)	W, 20-17 (OT)	92,664
Oct. 29	North Texas (TigerVision)	W, 56-3	88,887
Nov. 5	Appalachian State (HC)	W, 24-0	91,414
Nov. 12	* at #3/4 Alabama (CBS)	W, 16-13 (OT)	81,018
Nov. 19	* at Ole Miss (ESPN2)	W, 40-7	59,543
Nov. 25	* Arkansas (CBS)	W, 19-17	92,127

SEC CHAMPIONSHIP GAME • ATLANTA • GEORGIA DOME

Dec. 3 vs. #13 Georgia (CBS) L, 34-14 73,717

CHICK-FIL-A PEACH BOWL • ATLANTA • GEORGIA DOME

Dec. 30 vs. #10 Miami (ESPN) W, 40-3 65,620

* indicates SEC game



LSU Football Staff

NAME	POSITION	ALMA MATER	YEAR AT LSU
COACHING STAFF			
Les Miles ▶▶	Head Coach	Michigan, '76	2nd
Jimbo Fisher	Off. Coordinator/QB	Salem, '89	7th
Josh Henson	TE/Recruiting Coordinator	Oklahoma State, '98	2nd
Earl Lane	Defensive Line	Northwood	1st
Doug Mallory	Defensive Backs	Michigan, '88	2nd
Todd Monken	Passing Game Coordinator/WR	Knox College, '89	2nd
Bo Pelini	Defensive Coordinator	Ohio State, '90	2nd
Bradley Dale Peveto	Special Teams Coordinator/LB	SMU, '87	2nd
Larry Porter	Asst. Head Coach/Running Backs	Memphis, '96	2nd
Stacy Searels	Offensive Line	Auburn, '90	4th
Charles Baglio	Coordinator High School Relations	SE Louisiana, '67	5th
Mack Butler	Asst. AD/Football Administration	Central Oklahoma, '72	2nd
Sam Nader	Asst. AD/Football Operations	Auburn, '67	32nd
Mike Ekeler	Graduate Asst. - Defense	Kansas State, '95	2nd
John Papuchis	Graduate Asst. - Administrative	Virginia Tech, '01	3rd
John Woodman	Graduate Asst. - Offense	Fairmont State, '03	2nd
STRENGTH AND CONDITIONING STAFF			
Tommy Moffitt	Strength and Conditioning Coordinator	Tennessee Tech, '86	7th
Jimmy Brumbaugh	Asst. Coordinator	LSU, '93	5th
Brad Price	Asst. Coordinator		1st
Vic Vioria	Asst. Coordinator	SMU	1st
ATHLETIC TRAINING STAFF			
Jack Marucci	Director	West Virginia, '86	11th
Andy Barker	Sr. Associate Trainer	Clemson, '88	11th
Shelly Mullenix	Sr. Associate Trainer	Florida State, '91	9th
EQUIPMENT STAFF			
Greg Stringfellow	Equipment Manager	LSU, '97	9th
Ferrell Shillings	Asst. Equipment Manager		15th
George Branigan	Asst. Equipment Manager	LSU, '05	1st
Garland Rodriguez	Asst. Equipment Manager	UL-Lafayette, '04	1st
VIDEO STAFF			
Doug Aucoin	Videography Director	New Orleans, '95	10th
Brad Mendow	Asst. Videography Director	LSU, '04	2nd



- INTRO
- THIS IS LSU
- TIGERS
- COACHES
- REVIEW
- HISTORY
- LSU

University

LOCATION: Baton Rouge, La.
FOUNDED: 1860
ENROLLMENT: 30,584
NICKNAME: Tigers or Fighting Tigers
COLORS: Purple & Gold
PRINT SPECIFICATIONS: Purple-PMS 268, Gold-PMS 123
MASCOT: Mike V (live Bengal tiger)
STADIUM: Tiger Stadium
CAPACITY: 92,400
YEAR OPENED: 1924
SURFACE: Natural grass
CONFERENCE: Southeastern (Western Division)
BAND: Golden Band from Tigerland

Football Facts

HEAD COACH: Les Miles
CAREER RECORD: 39-23 (5 years)
RECORD AT LSU: 11-2 (1 year)
2005 RECORD: 11-2
SEC RECORD: 7-1 (First - SEC West)
NATIONAL RANKING: No. 6 AP, No. 5 ESPN/USA Today

University Administration

PRESIDENT: Dr. William L. Jenkins
CHANCELLOR: Sean O'Keefe
FACULTY REPRESENTATIVE: Kenneth Carpenter

Athletics Department

ATHLETICS DIRECTOR: Stanley "Skip" Bertman Miami '61
SR. ASSOC. AD/SWA: Judy Southard Coker '70
SR. ASSOC. AD/EXT. AFFAIRS: Herb Vincent LSU '83
SR. ASSOC. AD/OPERATIONS: Verge Ausberry LSU '90
ASSOC. AD/INTERNAL RELATIONS: Bo Bahnsen LSU '82
ASSOC. AD/BUSINESS: Mark Ewing LSU '78
ASSOC. AD/COMPLIANCE: Chris Howard Kansas, '97
ASST. AD/OPERATIONS: Eddie Nunez Florida, '98
ASST. AD/STUDENT SERVICES: Miriam Segar LSU, '94

Sports Information

ASST. AD/SPORTS INFORMATION DIR.: Michael Bonnette
SR. ASSOCIATE SID: Kent Lowe
ASSOCIATE SID: Laurie Cannon
ASSOCIATE SID: Bill Franques
ASSOCIATE SID: Brian Miller
ASSOCIATE SID: Melissa Reynaud
PUBLICATIONS DIRECTOR: Jason Feirman
GRAPHIC DESIGN COORDINATOR: Peter Hoang
GRAPHIC DESIGN COORDINATOR: Krystal Bennett
GRAPHIC DESIGN STUDENT ASSISTANT: Brandon Jantz
PHOTOGRAPHY COORDINATOR: Steve Franz
ADMINISTRATIVE SECRETARY: Pat Fredericks

Television

DIRECTOR OF TELEVISION: Kevin Wagner
MANAGER OF TELEVISION: John Schiebe
TELEVISION PRODUCER: Paul Danna

Radio

DIRECTOR OF BROADCASTING: Jim Hawthorne

Phone Directory (area code 225)

ATHLETICS DEPARTMENT: 578-8001 578-2430 (FAX)
SPORTS INFORMATION OFFICE: 578-8226 578-1861 (FAX)
LSU FOOTBALL OFFICE: 578-1151 578-3594 (FAX)
MICHAEL BONNETTE HOME: 766-2702

Web Sites



LSUsports.net



LesMiles.net

LSU Sports Information Staff



Michael Bonnette
Asst. AD/Sports Information



Kent Lowe
Senior Associate SID



Laurie Cannon
Associate SID



Bill Franques
Associate SID



Brian Miller
Associate SID



Melissa Reynaud
Associate SID



Jason Feirman
Publications Director



Peter Hoang
Graphic Design Coordinator



Krystal Bennett
Graphic Design Coordinator



Steve Franz
Photography Coordinator



Numerical/Alphabetical Roster

- INTRO
- THIS IS LSU
- TIGERS
- COACHES
- REVIEW
- HISTORY
- LSU

NO.	NAME	POS.	HT.	WT.	CL.	EXP.	HOMETOWN (HIGH SCHOOL/PREVIOUS SCHOOL)
1	Brandon LaFell	WR	6-3	181	Fr.	RS	Houston, Texas (Lamar HS)
1	Chris Reed	PK	5-10	175	So.	HS	Covington, La. (Fontainebleau HS/Baylor)
2	JaMarcus Russell	QB	6-6	252	Jr.	2L	Mobile, Ala. (Williamson HS)
3	Craig Davis	WR	6-2	199	Sr.	3L	New Orleans, La. (O.P. Walker HS)
4	Jai Eugene	CB	6-0	175	Fr.	HS	Destrehan, La. (Destrehan HS)
5	Keiland Williams	RB	5-11	223	Fr.	HS	Lafayette, La. (Hargrave Military Academy)
6	Colt David	PK	5-9	182	So.	1L	Grapevine, Texas (Grapevine HS)
6	Terrell Clayton	WR	5-9	170	Sr.	SQ	Shreveport, La. (C.E. Byrd HS)
7	Ali Highsmith	LB	6-1	226	Jr.	2L	Miami, Fla. (Central HS)
7	Paul Rushing	WR	5-11	185	Fr.	SQ	Houston, Texas (Cypress Creek HS)
8	Trindon Holliday	RB	5-5	165	Fr.	HS	Zachary, La. (Northeast HS)
9	Early Doucet	WR	6-0	206	Jr.	2L	St. Martinville, La. (St. Martinville HS)
9	Paul Coryell	WR	5-11	185	Sr.	SQ	Baton Rouge, La. (Broadmoor HS)
10	Ricky Dixon	WR	6-2	205	Fr.	HS	LaPlace, La. (East St. John HS)
10	Quentin Leday	WR	6-1	180	Fr.	HS	Opelousas, La. (Opelousas HS)
11	Ryan Perrilloux	QB	6-2	222	Fr.	RS	Reserve, La. (East St. John HS)
11	Kelvin Sheppard	LB	6-3	220	Fr.	HS	Stone Mountain, Ga. (Stephenson HS)
12	Troy Giddens	DB	5-11	218	Fr.	HS	Hammond, La. (Hammond HS)
12	James Welker	QB	6-3	225	Jr.	SQ	Tarzana, Calif. (Notre Dame HS)
14	Jeremy Bunting	QB	5-11	195	So	SQ	Tioga, La. (Tioga HS)
14	Sammy Joseph	CB	5-11	185	Sr.	1L	New Orleans, La. (Shaw HS/ Colorado)
15	Matt Flynn	QB	6-3	228	Jr.	2L	Tyler, Texas (Robert E. Lee HS)
15	Keelen Robinson	DB	5-11	177	So.	SQ	Shreveport, La. (Captain Shreve HS)
16	Craig Steltz	S	6-2	203	Jr.	1L	New Orleans, La. (Archbishop Rummel HS)
18	Jacob Hester	FB	6-0	232	Jr.	2L	Shreveport, La. (Evangel HS)
19	Jonathan Zenon	DB	6-0	179	Jr.	1L	Breaux Bridge, La. (Breaux Bridge HS)
21	Chevis Jackson	DB	6-0	189	Jr.	2L	Mobile, Ala. (St. Paul's HS)
21	Donnie Chaucer	RB	5-11	192	Jr.	SQ	Hammond, La. (St. Thomas Aquinas HS)
22	Alley Broussard	RB	6-0	237	Jr.	2L	Lafayette, La. (Acadiana HS)
23	Renaldo Thompson	DB	5-10	178	Jr.	SQ	Shreveport, La. (Byrd HS)
24	Keron Gordon	S	6-1	203	Sr.	3L	Tampa, Fla. (Plant HS)
24	Sean Gaudet	PK	5-9	170	So.	HS	New Orleans, La. (Jesusit HS)
25	Justin Vincent	RB	5-10	219	Sr.	3L	Lake Charles, La. (Barbe HS)
26	Richard Murphy	RB	6-1	198	Fr.	HS	Rayville, La. (Rayville HS)
26	Josh Stoltz	LB	5-11	200	Fr.	SQ	Kenner, La. (Rummel HS)
27	Josh McManus	WR	5-11	181	Jr.	HS	New Orleans, La. (Brother Martin HS)
27	Curtis Taylor	DB	6-3	199	So.	1L	Franklinton, La. (Franklinton HS)
28	R.J. Jackson	RB	6-0	205	Fr.	RS	Houston, Texas (Westside HS)
29	Chris Hawkins	DB	6-1	182	Fr.	RS	Walker, La. (Walker HS)
29	Jared Fugate	FB	6-1	200	So.	HS	Brentwood, Tenn. (Brentwood HS)
30	LaRon Landry	FS	6-2	204	Sr.	3L	Ama, La. (Hahnville HS)
31	Jessie Daniels	SS	5-11	203	Sr.	3L	Breaux Bridge, La. (Breaux Bridge HS)
32	Charles Scott	RB	5-11	223	Fr.	HS	Saline, La. (Jonesboro-Hodge HS)
32	Allen Carey	FB	6-0	215	So.	HS	Plano, Texas (Plano East HS)
33	Jason Spadoni	LB	6-0	221	Sr.	3L	Kenner, La. (John Curtis HS)
34	Antonio Robinson	RB	6-1	206	Fr.	RS	Winnfield, La. (Winnfield HS)
35	Luke Sanders	LB	6-4	229	Jr.	1L	West Monroe, La. (West Monroe HS)
36	Patrick Fisher	P	6-5	241	Jr.	SQ	Hyattsville, Md. (DeMatha HS)
37	Daniel Francis	DB	5-11	183	Sr.	3L	Port Barre, La. (Port Barre HS)
38	Brady Dalfrey	P	6-0	203	So.	SQ	Carencro, La. (Carencro HS)
38	Anthony Zehyoue	LB	6-1	259	Jr.	SQ	Baton Rouge, La. (McKinley HS)
39	Ryan Gaudet	PK	5-6	154	Sr.	2L	New Orleans, La. (Jesusit HS)
39	Carlos Rachel	WR	5-9	174	Jr.	SQ	New Orleans, La. (Shaw HS)
40	Shawn Jordan	FB	5-11	236	Jr.	1L	El Paso, Texas (Riverside HS)
41	Chris Jackson	PK	5-11	174	Sr.	3L	River Ridge, La. (John Curtis HS)
41	August Mangin	WR	5-10	200	Fr.	HS	Lewisville, Texas (Lewisville HS)
42	Steven Korte	FB	6-1	237	So.	SQ	Mandeville, La. (Fontainebleau HS)
42	Micah Metrailler	LB	6-0	240	Jr.	SQ	Baton Rouge, La. (Central HS)
43	Harry Coleman	S	6-2	203	Fr.	RS	Baldwin, La. (West St. Mary HS)
44	Danny McCray	S	6-1	205	Fr.	HS	Houston, Texas (Westfield HS)
45	Quinn Johnson	FB	6-2	224	So.	SQ	Edgard, La. (West St. John HS)
46	J.D. Lott	TE	6-4	225	Fr.	HS	Shoal Creek, Ala. (Briarwood Christian HS)
47	Caleb Angelle	TE	6-2	195	Jr.	SQ	Breaux Bridge, La. (Breaux Bridge HS)
47	Tremaine Johnson	DE	6-2	270	So.	1L	Galena Park, Texas (Galena Park HS)
48	Darry Beckwith	LB	6-1	229	So.	1L	Baton Rouge, La. (Parkview Baptist HS)
48	Joe McNulty	TE	6-3	225	Jr.	TR	Lafayette, La. (St. Thomas More HS/Air Force)

Alphabetical Roster

NO.	NAME	POS.
84	Rahim Alem	DE
91	Charles Alexander	DT
64	Matt Allen	OL
83	Kyle Anderson	TE
47	Caleb Angelle	TE
73	Will Arnold	OG
48	Darry Beckwith	LB
53	Jeremy Benton	LB
70	Ciron Black	OT
80	Dwayne Bowe	WR
22	Alley Broussard	RB
14	Jeremy Bunting	QB
32	Allen Carey	FB
21	Donnie Chaucer	RB
6	Terrell Clayton	WR
81	Mit Cole	TE
43	Harry Coleman	S
9	Paul Coryell	WR
54	Jacob Cutrera	LB
38	Brady Dalfrey	P
31	Jessie Daniels	SS
6	Colt David	PK
3	Craig Davis	WR
96	Charles Deas	DT
55	Andrew Decker	OL
59	Leo Deselle	DT
82	Richard Dickson	TE
10	Ricky Dixon	WR
72	Glenn Dorsey	DT
9	Early Doucet	WR
77	Peter Dyakowski	OT
4	Jai Eugene	CB
99	Marlon Favorite	DT
36	Patrick Fisher	P
15	Matt Flynn	QB
58	Ace Foyil	LB
37	Daniel Francis	DB
29	Jared Fugate	FB
39	Ryan Gaudet	PK
24	Sean Gaudet	PK
12	Troy Giddens	DB
24	Keron Gordon	S
88	Donald Hains	DT
29	Chris Hawkins	DB
74	Brett Helms	OG
55	Coy Henderson	LB
18	Jacob Hester	FB
7	Ali Highsmith	LB
95	Lyle Hitt	DT
78	Paris Hodges	OT
8	Trindon Holliday	RB
66	Max Holmes	OL
21	Chevis Jackson	DB
41	Chris Jackson	PK
28	R.J. Jackson	RB
93	Tyson Jackson	DE
90	Ricky Jean-Francois	DE
75	Brian Johnson	OT
79	Herman Johnson	OT
45	Quinn Johnson	FB



Numerical/Alphabetical Roster

NO.	NAME	POS.	HT.	WT.	CL.	EXP.	HOMETOWN (HIGH SCHOOL/PREVIOUS SCHOOL)
49	Kirston Pittman	DE	6-4	254	Jr.	2L	Garyville, La. (East St. John HS)
50	Michael Ricks	LB	5-11	224	Sr.	SQ	Amite, La. (Oak Forest HS)
52	Ryan Willis	DE	6-3	270	Sr.	2L	New Orleans, La. (Holy Cross HS)
53	Jeremy Benton	LB	6-1	227	So.	SQ	Monroe, La. (Ouachita HS)
54	Jacob Cutrera	LB	6-4	225	Fr.	HS	Lafayette, La. (Acadiana HS)
55	Andrew Decker	OL	6-3	275	So.	TR	Holland, Ohio (St. John's HS/Toledo)
56	Perry Riley	LB	6-2	215	Fr.	HS	Ellenwood, Ga. (Stephenson HS)
57	Derrick Odom	LB	6-1	205	Fr.	HS	Jackson, Miss. (Callaway HS)
58	Ace Foyil	LB	6-1	225	So.	TR	Mandeville, La. (Mandeville HS/Tulane)
59	Leo Deselle	DT	6-0	266	Sr.	SQ	New Orleans, La. (Archbishop Shaw HS)
60	Steven Singleton	OL	6-3	295	Fr.	HS	Buford, Ga. (Buford HS)
61	Zhamal Thomas	OL	6-4	315	Fr.	HS	New Iberia, La. (New Iberia HS)
62	Robert Smith	OL	6-2	269	So.	SQ	Bossier City, La. (Airline HS)
63	Ryan Miller	C	6-6	302	So.	SQ	Lake Charles, La. (Barbe HS)
64	Matt Allen	OL	6-3	285	Fr.	HS	Spring, Texas (Collins HS)
65	P.J. Zimmermann	SNP	6-2	245	So.	SQ	New Orleans, La. (Jesuit HS)
66	Max Holmes	OL	6-4	280	Fr.	RS	Baton Rouge, La. (Parkview Baptist HS)
67	Mark Snyder	OL	6-7	295	Fr.	HS	Kenner, La. (West Monroe HS)
69	Garett Wibel	OG	6-3	287	Sr.	SQ	Metairie, La. (Rummel HS)
70	Ciron Black	OT	6-4	318	Fr.	RS	Tyler, Texas (Robert E. Lee HS)
71	Carnell Stewart	OL	6-4	294	Jr.	SQ	River Ridge, La. (John Curtis HS)
72	Glenn Dorsey	DT	6-2	284	Jr.	2L	Gonzales, La. (East Ascension HS)
72	Cole Louviere	OL	6-5	279	So.	SQ	River Ridge, La. (Archbishop Rummel HS)
73	Will Arnold	OG	6-4	322	Jr.	2L	Gloster, Miss. (Centreville Academy)
74	Brett Helms	OG	6-2	290	So.	1L	Stuttgart, Ark. (Stuttgart HS)
75	Brian Johnson	OT	6-4	297	Sr.	3L	Tallahassee, Fla. (Godby HS)
76	Philip Loadholt	OL	6-9	345	So.	JC	Fountain, Colo. (Fountain HS/Garden City, Kan. CC)
77	Peter Dyakowski	OT	6-5	294	Sr.	1L	Vancouver, Canada (Vancouver College)
78	Paris Hodges	OL	6-5	315	Sr.	SQ	Vacaville, Calif. (Vanden HS)
79	Herman Johnson	OL	6-7	339	So.	1L	Olla, La. (Denton HS)
80	Dwayne Bowe	WR	6-3	217	Sr.	3L	Miami, Fla. (Norland HS)
81	Mit Cole	TE	6-4	260	Jr.	2L	Picayune, Miss. (Picayune Memorial HS)
82	Richard Dickson	TE	6-3	245	Fr.	HS	Ocean Springs, Miss. (Ocean Springs HS)
83	Kyle Anderson	TE	6-5	266	Fr.	RS	The Woodlands, Texas (The Woodlands HS)
84	Rahim Alem	DE	6-3	233	Fr.	RS	New Orleans, La. (St. Augustine HS)
84	Andrew Wright	TE	6-7	280	Jr.	SQ	Lake Charles, La. (Barbe HS)
85	Doug Planchard	TE/C	6-3	281	Sr.	3L	Baton Rouge, La. (Catholic HS)
86	Chris Mitchell	WR	6-0	173	Fr.	HS	Marrero, La. (John Ehret HS)
87	Jared Mitchell	WR	6-0	185	Fr.	HS	New Iberia, La. (Westgate HS)
88	Alonzo Manuel	TE	6-3	234	Sr.	SQ	Jennings, La. (Jennings HS)
88	Donald Hains	DT	5-11	254	Jr.	SQ	Diamondhead, Miss. (Hancock HS)
89	Keith Zinger	TE	6-4	259	Sr.	3L	Leesville, La. (Leesville HS)
89	Matt Lauden	DT	5-11	260	Fr.	SQ	Slidell, La. (Slidell HS)
90	Ricky Jean-Francois	DE	6-3	266	Fr.	RS	Miami, Fla. (Carol City HS)
91	Charles Alexander	DT	6-3	285	So.	SQ	Breaux Bridge, La. (Breaux Bridge HS)
92	Tim Washington	DE	6-3	265	So.	1L	Sugar Land, Texas (Dulles HS)
93	Tyson Jackson	DE	6-5	281	So.	1L	Edgard, La. (West St. John HS)
94	Chase Pittman	DE	6-4	265	Sr.	1L	Shreveport, La. (Evangel HS/Texas)
95	Pep Levingston	DE	6-4	265	Fr.	HS	Ruston, La. (Ruston HS)
96	Charles Deas	DT	6-4	315	Fr.	HS	Ft. Lauderdale, Fla. (Dillard HS)
97	Al Woods	DT	6-5	325	Fr.	HS	Elton, La. (Elton HS)
98	Lyle Hitt	DT	6-2	281	Fr.	RS	Baton Rouge, La. (Parkview Baptist HS)
99	Marlon Favorite	DT	6-1	291	So.	1L	Harvey, La. (West Jefferson HS)

Pronunciation Guide

PLAYERS

84	Rahim Alem	...Rah-heem Ah-lim
70	Ciron Black	...Suh-ron
80	Dwayne Bowe	...Bo
22	Alley Broussard	...Al-ee Brew-sard
46	Josh Chauvin	...Show-van
6	Terrell Clayton	...tuh-Rell
54	Jacob Cutrera	...Cuh-trair-uh
38	Brady Dalfrey	...Dal-free
6	Colt David	...Day-vid
96	Charles Deas	...Dees
59	Leo Deselle	...Dis-ell
9	Early Doucet	...Doo-sett
77	Peter Dyakowski	...Dye-uh-cow-ski

4	Jai Eugene	...Jye (rhymes with dye)
99	Marlon Favorite	...Fave-uh-right
29	Jared Fugate	...Few-get
39	Ryan Gaudet	...Go-day
24	Sean Gaudet	...Go-day
24	Keron Gordon	...Kuh-ron
21	Chevis Jackson	...Shev-is
87	Ricky Jean-Francois	...Gene Fran-swah
42	Steve Korte	...Court
30	LaRon Landry	...Luh-ron
72	Cole Louviere	...Loo-vee-air
41	August Mangin	...Mang-in
88	Alonzo Manuel	...Man-you-ul
42	Micah Metrailer	...Muh-trailer

11	Ryan Perrilloux	...Pair-uh-loo
49	Kirston Pittman	...Ker-ston
61	Zhamal Thomas	...Zuh-mall
69	Garett Wibel	...Why-bul
5	Keiland Williams	...Kee-land
38	Anthony Zehyoue	...Zah-you
19	Jonathan Zenon	...Zee-non

COACHES

Todd Monken	...Munk-in
Bo Pelini	...Puh-lean-ee
Bradley Dale Peveto	...Pee-vuh-toe
Stacy Searles	...Suh-rules

Alphabetical Roster

NO.	NAME	POS.
47	Tremaine Johnson	DE
40	Shawn Jordan	FB
14	Sammy Joseph	CB
42	Steven Korte	FB
1	Brandon LaFell	WR
30	LaRon Landry	FS
89	Matt Lauden	DT
10	Quentin Leday	WR
95	Pep Levingston	DE
76	Philip Loadholt	OL
46	J.D. Lott	TE
72	Cole Louviere	OL
41	August Mangin	WR
88	Alonzo Manuel	TE
44	Danny McCray	S
27	Josh McManus	WR
48	Joe McNulty	TE
42	Micah Metrailer	LB
63	Ryan Miller	C
86	Chris Mitchell	WR
87	Jared Mitchell	WR
26	Richard Murphy	RB
56	Derek Odom	LB
11	Ryan Perrilloux	QB
94	Chase Pittman	DE
49	Kirston Pittman	DE
85	Doug Planchard	TE/C
39	Carlos Rachel	WR
1	Chris Reed	PK
50	Michael Ricks	LB
56	Perry Riley	LB
34	Antonio Robinson	RB
15	Keelen Robinson	DB
7	Paul Rushing	WR
2	JaMarcus Russell	QB
35	Luke Sanders	LB
32	Charles Scott	RB
11	Kelvid Sheppard	LB
60	Steven Singleton	OL
62	Robert Smith	OL
67	Mark Snyder	OL
33	Jason Spadoni	LB
16	Craig Steltz	S
71	Carnell Stewart	OL
26	Josh Stoltz	LB
27	Curtis Taylor	DB
61	Zhamal Thomas	OL
23	Renaldo Thompson	DB
25	Justin Vincent	RB
92	Tim Washington	DE
12	James Welker	QB
69	Garett Wibel	OG
5	Keiland Williams	RB
52	Ryan Willis	DE
97	Al Woods	DT
84	Andrew Wright	TE
38	Anthony Zehyoue	LB
19	Jonathan Zenon	DB
65	P.J. Zimmermann	SNP
89	Keith Zinger	TE

INTRO

THIS IS LSU

TIGERS

COACHES

REVIEW

HISTORY

LSU



Geographical Breakdown/2006 Signees

INTRO

THIS IS LSU

TIGERS

COACHES

REVIEW

HISTORY

LSU

Louisiana (83)

AMA

LaRon Landry

AMITE

Michael Ricks

BALDWIN

Harry Coleman

BATON ROUGE

Darry Beckwith
Cody Brown
Paul Coryell
Lyle Hitt
Max Holmes
Micah Metraier
Doug Planchard
Anthony Zehyoue

BOSSIER CITY

Robert Smith

BREAUX BRIDGE

Charles Alexander
Caleb Angelle
Jessie Daniels
Jonathan Zenon

CARENCRO

Brady Dalfrey

COVINGTON

Josh Graham
Chris Reed

DESTREHAN

Jai Eugene

EDGARD

Tyson Jackson
Quinn Johnson

ELTON

Al Woods

FRANKLINTON

Curtis Taylor

GARYVILLE

Kirston Pittman

GONZALES

Glen Dorsey

HAMMOND

Donnie Chaucer
Troy Giddens

HARVEY

Marlon Favorite

JENNINGS

Alonzo Manuel

HOUMA

Josh Chauvin

KENNER

Jason Spandoni
Josh Stoltz
Mark Synder

LAFAYETTE

Alley Broussard
Jacob Cutrera
Joe McNulty
Keiland Williams

LAPLACE

Ricky Dixon

LAKE CHARLES

Ryan Miller
Justin Vincent
Andrew Wright

LEESVILLE

Keith Zinger

MANDEVILLE

Ace Foyil
Steven Korte

MARRERO

Chris Mitchell

METARIE

Garett Wibel

MONROE

Jeremy Benton

NEW IBERIA

Jared Mitchell
Zhamal Thomas

NEW ORLEANS

Rahim Alem
Craig Davis
Leo Deselle
Ryan Gaudet
Sean Gaudet
Sammy Joseph
Josh McManus
Carlos Rachel
Craig Steltz
Ryan Willis
P.J. Zimmermann

OPELOUSAS

Quentin Leday

PORT BARRE

Daniel Francis

RAYVILLE

Richard Murphy

RESERVE

Ryan Perrilloux

RIVER RIDGE

Chris Jackson
Cole Louviere
Carnell Stewart

RUSTON

Pep Levingston

SALINE

Charles Scott

SHREVEPORT

Terrell Clayton
Jacob Hester
Chase Pittman
Keelen Robinson
Renolda Thompson

SLIDELL

Matt Lauden

ST. MARTINVILLE

Early Doucet

TIOGA

Jeremy Bunting

WALKER

Chris Hawkins

WEST MONROE

Luke Sanders

WINNFIELD

Antonie Robinson

ZACHARY

Trindon Holliday

Alabama (6)

MOBILE

Chevis Jackson
JaMarcus Russell

SHOAL CREEK

J.D. Lott

Arkansas (1)

STUTTART

Brett Helms

California (2)

VACAVILLE

Paris Hodges

TARZANA

James Welker

Colorado (1)

FOUNTAIN

Philip Loadholt

Florida (7)

FT. LAUDERDALE

Charles Deas

MIAMI

Dwayne Bowe
Ricky Jean-Francois
Ali Highsmith

TALLAHASSEE

Brian Johnson

TAMPA

Keron Gordon

Georgia (3)

BUFORD

Steven Singleton

ELLENWOOD

Perry Riley

STONE MOUNTAIN

Kelvin Sheppard

Maryland (1)

HYATTSVILLE

Patrick Fisher

Mississippi (5)

DIAMONDHEAD

Donald Hains

GLOSTER

Will Arnold

JACKSON

Derrick Odom

OCEAN SPRINGS

Richard Dickson

PICAYUNE

Mit Cole

Ohio (1)

HOLLAND

Andrew Decker

Tennessee (1)

BRENTWOOD

Jared Fugate

Texas (15)

DENTON

Herman Johnson

EL PASO

Shawn Jordan

GALENA PARK

Tremaine Johnson

GRAPEVINE

Colt David

HOUSTON

R.J. Jackson
Brandon LaFell
Danny McCray
Paul Rushing

LEWISVILLE

August Mangin

PLANO

Allen Carey

SPRING

Matt Allen

SUGAR LAND

Tim Washington

THE WOODLANDS

Kyle Anderson

TYLER

Ciron Black
Matt Flynn

British Columbia (1)

[Canada]

VANCOUVER

Peter Dyakowski

2006 Signees

NAME	POS.	HT.	WT.	HOMETOWN (HIGH SCHOOL)
Matt Allen	OL	6-3	285	Spring, Texas (Collins)
Shomari Clemons	S	6-1	215	West Monroe, La. (West Monroe)
Jacob Cutrera	LB	6-4	225	Lafayette, La. (Acadiana)
Charles Deas	DT	6-4	315	Ft. Lauderdale, Fla. (Dillard)
Richard Dickson	TE	6-3	245	Ocean Springs, Miss. (Ocean Springs)
Ricky Dixon	WR	6-2	205	LaPlace, La. (East St. John)
Jai Eugene	CB	6-0	175	Destrehan, La. (Destrehan)
Troy Giddens	DB	5-11	218	Hammond, La. (Hammond)
Trindon Holliday	WR	5-5	165	Zachary, La. (Northeast)
Pep Levingston	DE	6-4	265	Ruston, La. (Ruston)
Philip Loadholt	OL	6-9	345	Fountain, Colo. (Garden City, Kan. CC)
J.D. Lott	TE	6-4	225	Shoal Creek, Ala. (Briarwood Christian)
Danny McCray	S	6-1	205	Houston, Texas (Westfield)
Chris Mitchell	WR	6-0	173	Marrero, La. (John Ehret)
Jared Mitchell	WR	6-0	185	New Iberia, La. (Westgate)
Richard Murphy	RB	6-1	198	Rayville, La. (Rayville)
Derrick Odom	LB	6-1	205	Jackson, Miss. (Callaway)
Perry Riley	LB	6-2	215	Ellenwood, Ga. (Stephenson)
Charles Scott	RB	5-11	223	Saline, La. (Jonesboro-Hodge)
Kelvin Sheppard	LB	6-3	220	Stone Mountain, Ga. (Stephenson)
Steven Singleton	OL	6-3	295	Buford, Ga. (Buford)
Mark Snyder	OL	6-7	295	Kenner, La. (West Monroe)
Jason Teague	CB	6-0	170	Carthage, Texas (Carthage)
Zhamal Thomas	OL	6-4	315	New Iberia, La. (New Iberia)
Keiland Williams	RB	5-11	223	Lafayette, La. (Hargrave Military Academy)
Al Woods	DT	6-5	325	Elton, La. (Elton)



Head coach Les Miles with his wife Kathy and their four children at the annual LSU Recruiting Bash held at the Atrium in downtown Baton Rouge.



- INTRO
- THIS IS LSU
- TIGERS
- COACHES
- REVIEW
- HISTORY
- LSU

Offense

X	3	Craig Davis	6-2	199	Sr.
-or-	9	Early Doucet	6-0	206	Jr.
LT	70	Ciron Black	6-4	318	Fr.-RS
	77	Peter Dyakowski	6-5	294	Sr.
LG	73	Will Arnold	6-4	322	Jr.
	79	Herman Johnson	6-7	339	So.
C	74	Brett Helms	6-2	290	So.
	63	Ryan Miller	6-6	302	So.
RG	75	Brian Johnson	6-4	297	Sr.
	78	Paris Hodges	6-5	315	Sr.
	59	Doug Planchard	6-3	281	Jr.
RT	77	Peter Dyakowski	6-5	294	Sr.
	71	Carnell Stewart	6-4	294	Jr.
-or-	78	Paris Hodges	6-5	315	Sr.
TE	89	Keith Zinger	6-4	259	Sr.
	81	Mit Cole	6-4	260	Jr.
Z	80	Dwayne Bowe	6-3	217	Sr.
	1	Brandon LaFell	6-3	181	Fr.-RS
	8	Trindon Holliday	5-5	165	Fr.
QB	4	JaMarcus Russell	6-6	252	Jr.
	15	Matt Flynn	6-3	228	Jr.
	11	Ryan Perrilloux	6-2	222	Fr.-RS
RB	22	Alley Broussard	6-0	237	Jr.
-or-	25	Justin Vincent	5-10	219	Sr.
	18	Jacob Hester	6-0	232	Jr.
FB	18	Jacob Hester	6-0	232	So.
	40	Shawn Jordan	5-11	236	Jr.

Specialists

PK	41	Chris Jackson (Long)	5-11	174	Jr.
-or-	6	Colt David (Short)	5-9	182	So.
P	41	Chris Jackson	5-11	174	Sr.
	36	Patrick Fisher	6-5	241	Jr.
	85	Brady Dalfrey	6-0	203	So.
SNP	65	P.J. Zimmerman	6-2	245	So.
-or-	67	Brandon Millen	6-2	248	Fr.-RS
HOLD	15	Matt Flynn	6-3	228	So.

Defense

LE	93	Tyson Jackson	6-5	281	So.
	52	Ryan Willis	6-3	270	Sr.
LT	72	Glen Dorsey	6-2	284	Jr.
	99	Marlon Favorite	6-1	291	So.
RT	91	Charles Alexander	6-3	285	So.
	90	Ricky Jean-Francois	6-3	266	Fr.-RS
RE	94	Chase Pittman	6-4	265	Sr.
	47	Tremaine Johnson	6-2	270	So.
Buck	48	Darry Beckwith	6-1	229	So.
	7	Ali Highsmith	6-1	226	So.
Mike	35	Luke Sanders	6-4	229	So.
	54	Jacob Cutrera	6-4	225	Fr.
Will	7	Ali Highsmith	6-1	226	So.
	33	Jason Spadoni	6-0	221	Sr.
LCB	19	Jonathan Zenon	6-0	179	Jr.
	14	Sammy Joseph	5-11	185	Sr.
SS	31	Jessie Daniels	5-11	203	Sr.
	16	Craig Steltz	6-2	203	Jr.
FS	30	LaRon Landry	6-2	204	Sr.
	27	Curtis Taylor	6-3	199	So.
RCB	21	Chevis Jackson	6-0	189	So.
	37	Daniel Francis	5-11	183	Jr.



Senior Craig Davis had 559 receiving yards and two touchdowns in 2005, including five catches for 99 yards in LSU's 40-3 win over Miami in the Chick-fil-A Peach Bowl.



The LSU Offense

With six returning starters, including a pair of receivers in **Dwayne Bowe** and **Craig Davis** along with quarterback **JaMarcus Russell**, the Tigers are once again loaded on offense. **Jimbo Fisher** returns for his seventh season as the offensive coordinator for the Tigers and during his six previous years in Baton Rouge, Fisher has established himself as one of the top offensive minds in the game. Despite the loss of first round draft pick running back Joseph Addai, the Tigers appear to be in good hands in the backfield with the return of 2004 starter **Alley Broussard** and 2003 starter **Justin Vincent**. The offensive line will be anchored by veterans in **Will Arnold** and **Brian Johnson**, while Russell, along with **Matt Flynn**, are both proven quarterbacks who have led the Tigers to big wins during their careers. Russell brings a 14-2 mark as a starter into the 2006 season, while Flynn brings a great deal of confidence after leading LSU to a 40-3 win over Miami in last year's Peach Bowl.

- INTRO
- THIS IS LSU
- TIGERS
- COACHES
- REVIEW
- HISTORY
- LSU



JAMARCUS RUSSELL

Quarterback

The Tigers go into the 2006 season with perhaps three of the most talented quarterbacks around. Junior **JaMarcus Russell** led LSU into the SEC title game a year ago before suffering a season-ending injury in the loss to Georgia. Russell, who threw for over 2,400 yards and 15 scores in 2005, has a 14-2 mark as the Tiger starter signal-caller and during his two years in Baton Rouge has led LSU to seven fourth quarter or overtime comebacks. With Russell out of the lineup in the Peach Bowl, **Matt Flynn**, a junior in 2006, made the most of the opportunity, earning offensive MVP honors in LSU's 40-3 win over Miami. Flynn, in his first collegiate start, threw for 196 yards and two TDs in the win over the ninth-ranked Hurricanes. Redshirt freshman **Ryan Perrilloux** gives the Tigers a third quarterback with tremendous ability. Perrilloux, who is expected to compete for playing time in 2006, was one of the most heralded players to ever sign with the Tigers.



JUSTIN VINCENT

Running Back

Alley Broussard and **Justin Vincent**, both coming off knee injuries in 2005, go into the 2006 season fully recovered and give the Tigers a nice 1-2 punch at running back. Throw in **Jacob Hester**, a bruiser who can also double as a fullback, and the Tigers have a talented and experienced backfield. Broussard, who rushed for a school-record 250 yards against Ole Miss in 2004, didn't play a down in 2005 after suffering a season-ending knee injury in fall camp. Vincent, the MVP of both the SEC Championship Game and the Sugar Bowl during LSU's national championship run in 2003, injured his knee against Miami in the Peach Bowl. Broussard and Vincent have combined to rush for 3,067 yards and 31 touchdowns since the 2003 season. Hester, who has seen most of his action as a fullback, showed promise as a tailback against Miami in the Peach Bowl, rushing for 70 yards and a score against the Hurricanes. Other players in the mix at running back for the Tigers in 2006 include a trio of true freshmen in **Keiland Williams**, **Charles Scott** and **Richard Murphy**.



DWAYNE BOWE

Wide Receiver

Ranked among the best in the nation, LSU returns three wide receivers who have started during their career - seniors **Dwayne Bowe** and **Buster Davis** and junior **Early Doucet**. Bowe set an LSU record a year ago by catching a TD pass in seven straight games, while Davis has caught at least one pass in 23 straight games. Doucet brings game-breaking ability to the position and he has a flare for the big catch, proven a year ago when he hauled in the game-winner against Arizona State with just over a minute left. The trio has combined for 3,340 yards and 23 touchdowns. Redshirt freshman **Brandon LaFell** is a speedster who will be in the mix at wide receiver in 2006.



KEITH ZINGER

Tight End

Senior **Keith Zinger** started 11 games for the Tigers in 2005 and returns to fill the tight end position for the Tigers. With the departure of David Jones, **Mit Cole** will be called on to see more action in 2006, while **Doug Planchard** gives the Tigers a good blocking tight end in short-yardage situations.

Offensive Line

The Tigers must replace three starters from last year's offensive line as all three of the departed players (Andrew Whitworth, Nate Livings and Rudy Niswanger) are now on NFL rosters. Leading the way up front will be senior guard/tackle **Brian Johnson** and junior guard **Will Arnold**. Arnold is a preseason All-America pick, while Johnson enters his third season as a starter for LSU. **Brett Helms** moves from guard to center this year, while senior **Peter Dyakowski** and redshirt freshman **Ciron Black** both came out of spring practice listed as the starting tackles. Sophomore **Ryan Miller** gives the Tigers quality depth at center, while sophomore Herman **Johnson** can play either guard or tackle for the Tigers.



WILL ARNOLD



The LSU Defense

The Tiger defense, under the direction of **Bo Pelini**, ranked as one of the nation's best overall units a year ago, holding opponents to only 266.8 yards and 14.2 points per game. In all, the Tigers ranked among the top 10 in the nation in four categories - scoring defense, total defense, pass defense efficiency, and rushing defense. Six starters, along with a handful of key reserves return from that LSU defense that was considered one of the best in school history. Leading the way on defense for the Tigers in 2006 will be preseason All-America free safety **LaRon Landry** along with linebacker **Ali Highsmith** and defensive linemen **Chase Pittman** and **Glenn Dorsey**.



GLENN DORSEY

Defensive Line

At first glance it may look like LSU doesn't stand a chance up front after losing three starters from the defensive line to the NFL Draft a year ago. However, the Tigers are in good hands with the emergence of defensive tackles **Glenn Dorsey** and **Charles Alexander** and defensive ends **Tyson Jackson** and **Chase Pittman**. Pittman is the lone returning starter up front for the Tigers, however, Dorsey and Jackson were both part of a defensive line rotation that had them seeing numerous snaps a year ago. Veteran **Ryan Willis** has seen plenty of action for the Tigers over the past three years and will once again provide quality depth on the defensive front. The addition of redshirt freshman **Ricky Jean-Francois** along with true freshman **Al Woods**, will give the Tigers a much deeper defensive line than it had a year ago.



ALI HIGHSMITH

Linebacker


On paper, the linebacker spot may look like a weakness for the Tigers with the lack of experience at the position. However, junior **Ali Highsmith** has established himself as one of the top linebackers in the league, while junior **Luke Sanders** and sophomore **Darry Beckwith** have made tremendous strides and figure to be more than capable of handling the starting roles. The Tigers will turn to senior **Jason Spadoni** and a handful of true freshmen to provide depth at the position.



LARON LANDRY

Defensive Back

Rated as the best in the nation by Athlon Magazine, the secondary figures to be the strength of the Tiger defense in 2006. Led by preseason free safety All-American **LaRon Landry**, the Tigers will put a defensive backfield on the field that has combined for 72 starts (Landry 35, **Jessie Daniels** 24, **Chevis Jackson** 12, and **Jonathan Zenon** 3). Daniels enters his third year as LSU's starting strong safety, while Jackson will start at one corner for the second straight year and Zenon the other. The Tigers also have tremendous depth in the secondary led by safety **Craig Steltz** along with cornerbacks **Sammy Joseph** and **Daniel Francis**.



CHRIS JACKSON

Special Teams

LSU's kicking game returns intact as **Chris Jackson** and **Colt David** are back in 2006 to handle the punting and placekicking duties. Jackson ranks among LSU's all-time leaders in field goals, while David connected on 45-of-46 PATs a year ago. Jackson also gives the Tigers one of the best punters around as he averaged 41.5 yards a year ago. Jackson was the key ingredient for an LSU punt coverage unit that ranked first in the SEC and fifth in the nation in net punting in 2005 with a 39.0 average. For the first time in three years, LSU will have to look to a new punt return man as Skyler Green departed for the NFL. Among the players in the mix to handle kickoff and punt returns for the Tigers will be freshman **Trindon Holliday**, senior **Daniel Francis** and junior **Chevis Jackson**.

Returning Starters

OFFENSE

80	Dwayne Bowe	FL	6-3	217	Sr.
3	Craig Davis	WR	6-2	199	Sr.
75	Brian Johnson	RT	6-4	297	Sr.
73	Will Arnold	LG	6-4	322	Jr.
4	JaMarcus Russell	QB	6-6	252	Jr.
89	Keith Zinger	TE	6-4	259	Sr.

DEFENSE

30	LaRon Landry	FS	6-2	204	Sr.
31	Jessie Daniels	SS	5-11	203	Sr.
94	Chase Pittman	DE	6-4	265	Sr.
21	Chevis Jackson	CB	6-0	189	Jr.
7	Ali Highsmith	LB	6-1	226	Jr.

SPECIALISTS

41	Chris Jackson	PK/P	5-11	174	Sr.
6	Colt Davis	PK	5-9	182	So.

Starters Lost

OFFENSE

71	Nate Livings	RG	6-5	295	Sr.
76	Andrew Whitworth	LT	6-7	325	Sr.
64	Rudy Niswanger	C	6-5	293	Sr.
44	Kevin Steltz	FB	5-9	240	Sr.
10	Joseph Addai	RB	6-0	214	Sr.

DEFENSE

98	Claude Wroten	DT	6-3	293	Sr.
95	Kyle Williams	DT	6-2	295	Sr.
90	Melvin Oliver	DE	6-3	274	Sr.
56	Kenneth Hollis	LB	6-0	235	Sr.
46	Cameron Vaughn	LB	6-4	237	Sr.
8	Ronnie Prude	CB	6-0	180	Sr.

Returning Statistics Leaders

RUSHING:

	ATT.	YARDS	AVG.	TDS
* Alley Broussard	142	867	6.1	10
Justin Vincent	121	488	4.0	5

* Stats from 2004 season - missed 2005 season with knee injury

PASSING:

	ATT.	COMP	INT.	TDS	YARDS	PCT.
JaMarcus Russell	311	188	9	15	2,443	60.5

RECEIVING:

	REC.	YARDS	AVG.	AVG/GAME	TDS
Dwayne Bowe	41	710	17.3	59.2	9

TACKLES:

	TOTAL	SOLO	ASST.	INT.	SACKS	TFL (YDS)
Ali Highsmith	36	39	75	0-0	4-36	9.5-43
LaRon Landry	42	27	69	3-42	1-10	4-17

Squad Breakdown

TEAM INFORMATION

Base Offense: Multiple
Base Defense: 4-3

LETTERWINNERS RETURNING

Offense: 17
Defense: 20
Specialty: 2
Total: 39

LETTERWINNERS LOST

Offense: 12
Defense: 9
Specialty: 0
Total: 21

STARTERS RETURNING

Offense: 6
Defense: 5
Specialty: 2
Total: 13

STARTERS LOST

Offense: 5
Defense: 6
Specialty: 0
Total: 11



2006 Opponents

- INTRO
- THIS IS LSU
- TIGERS
- COACHES
- REVIEW
- HISTORY
- LSU

GAME 1	QUICK FACTS		2006 SCHEDULE	
 <p>UL-LAFAYETTE SEPTEMBER 2 TIGER STADIUM</p>	 <p>Rickey Bustle Head Coach</p>	 <p>Tyrell Fenroy Sophomore RB</p> <p>www.ragincajuns.com</p>	<p>LOCATION: Lafayette, La. ATHLETICS DIRECTOR: David Walker CONFERENCE: Sun Belt STADIUM: Cajun Field (31,000) 2005 RECORD: 6-5 HEAD COACH: Rickey Bustle (Clemson, 1976) RECORD AT SCHOOL: 17-29 (4 years) CAREER RECORD: 17-29 (4 years)</p> <p>SID: Daryl Cetnar OFFICE PHONE: (337) 482-6331 HOME PHONE: (337) 291-2918 SID FAX: (337) 482-6649 E-MAIL: sportsinfo@louisiana.edu</p>	<p>Sept. 2 at LSU Sept. 9 at Texas A&M Sept. 23 North Carolina A&T Sept. 30 Eastern Michigan Oct. 7 at Houston Oct. 18 at Florida Atlantic Oct. 28 Middle Tennessee Nov. 4 at Troy Nov. 11 North Texas Nov. 18 at Florida International Nov. 25 Arkansas State Dec. 2 UL-Monroe</p>
 <p>ARIZONA SEPTEMBER 9 TIGER STADIUM</p>	 <p>Mike Stoops Head Coach</p>	 <p>Antoine Cason Junior CB</p> <p>www.arizonaathletics.com</p>	<p>LOCATION: Tucson, Ariz. ATHLETICS DIRECTOR: Jim Livengood CONFERENCE: Pac-10 STADIUM: Arizona Stadium (56,002) 2005 RECORD: 3-8 HEAD COACH: Mike Stoops (Iowa 1986) RECORD AT SCHOOL: 6-16 (2 years) CAREER RECORD: 6-16 (2 years)</p> <p>SID: Tom Duddleston Jr. OFFICE PHONE: (520) 621-4163 HOME PHONE: (520) 881-1203 SID FAX: (520) 621-2681 E-MAIL: tduddles@arizona.edu</p>	<p>Sept. 2 Brigham Young Sept. 9 at LSU Sept. 16 Stephen F. Austin Sept. 23 Southern California Sept. 30 Washington Oct. 7 at UCLA Oct. 14 at Stanford Oct. 21 Oregon State Nov. 4 at Washington State Nov. 11 California Nov. 18 at Oregon Nov. 25 Arizona State</p>
 <p>at AUBURN SEPTEMBER 16 JORDAN-HARE STADIUM</p>	 <p>Tommy Tuberville Head Coach</p>	 <p>Will Herring Senior LB</p> <p>www.auburntigers.com</p>	<p>LOCATION: Auburn, Ala. ATHLETICS DIRECTOR: Jay Jacobs CONFERENCE: Southeastern STADIUM: Jordan-Hare Stadium (87,451) 2005 RECORD: 9-3 HEAD COACH: Tommy Tuberville (Southern Arkansas, 1976) RECORD AT SCHOOL: 60-27 (7 years) CAREER RECORD: 85-47 (11 years)</p> <p>SID: Kirk Sampson OFFICE PHONE: (334) 844-0455 HOME PHONE: (334) 887-0839 SID FAX: (334) 844-9807 E-MAIL: sampska@auburn.edu</p> <p>ROAD HEADQUARTERS: Montgomery Embassy Suites 300 Tallapoosa Street Montgomery, AL 36104 (334) 269-5055</p>	<p>Sept. 2 Washington State Sept. 9 at Mississippi State Sept. 16 LSU Sept. 23 Buffalo Sept. 28 at South Carolina Oct. 7 Arkansas Oct. 14 Florida Oct. 21 Tulane Oct. 28 at Ole Miss Nov. 4 Arkansas State Nov. 11 Georgia Nov. 18 at Alabama</p>
 <p>TULANE SEPTEMBER 23 TIGER STADIUM</p>	 <p>Chris Scelfo Head Coach</p>	 <p>Israel Route Senior CB</p> <p>www.tulanegreenwave.com</p>	<p>LOCATION: New Orleans, La. ATHLETICS DIRECTOR: Rick Dickson CONFERENCE: Conference USA STADIUM: Louisiana Superdome (64,900) 2005 RECORD: 2-9 HEAD COACH: Chris Scelfo (Northeast Louisiana, 1985) RECORD AT SCHOOL: 33-49 (7 years) CAREER RECORD: 33-49 (7 years)</p> <p>SID: Richie Weaver OFFICE PHONE: (504) 314-7232 HOME PHONE: (504) 352-5802 SID FAX: (504) 865-5512 E-MAIL: rweaver@tulane.edu</p>	<p>Sept. 9 at Houston Sept. 16 at Mississippi State Sept. 23 at LSU Sept. 30 SMU Oct. 7 Rice Oct. 14 at UTEP Oct. 21 at Auburn Oct. 28 Army Nov. 4 at Marshall Nov. 11 Southern Miss Nov. 18 UCF Nov. 24 at Tulsa</p>
 <p>MISSISSIPPI ST. SEPTEMBER 30 TIGER STADIUM</p>	 <p>Sylvester Croom Head Coach</p>	 <p>Quinton Culbertson Senior LB</p> <p>www.mstateathletics.com</p>	<p>LOCATION: Starkville, Miss. ATHLETICS DIRECTOR: Larry Templeton CONFERENCE: Southeastern STADIUM: Davis Wade Stadium (55,082) 2005 RECORD: 3-8 HEAD COACH: Sylvester Croom (Alabama, 1975) RECORD AT SCHOOL: 6-16 (2 years) CAREER RECORD: 6-16 (2 years)</p> <p>SID: Mike Nemeth OFFICE PHONE: (662) 325-2703 HOME PHONE: (662) 323-7780 SID FAX: (662) 325-2563 E-MAIL: nemeth@athletics.msstate.edu</p>	<p>Aug 31 South Carolina Sept. 9 Auburn Sept. 16 Tulane Sept. 23 at UAB Sept. 30 at LSU Oct. 7 West Virginia Oct. 14 Jacksonville State Oct. 21 at Georgia Oct. 28 Kentucky Nov. 4 at Alabama Nov. 18 Arkansas Nov. 25 at Mississippi</p>
 <p>at FLORIDA OCTOBER 7 BEN HILL GRIFFIN STADIUM</p>	 <p>Urban Meyer Head Coach</p>	 <p>Chris Leak Senior QB</p> <p>www.gatorzone.com</p>	<p>LOCATION: Gainesville, Fla. ATHLETICS DIRECTOR: Jeremy Foley CONFERENCE: Southeastern STADIUM: Ben Hill Griffin Stadium at Florida Field (88,548) 2005 RECORD: 9-3 HEAD COACH: Urban Meyer RECORD AT SCHOOL: 9-3 (1 year) CAREER RECORD: 48-11(5 years)</p> <p>SID: Steve McClain OFFICE PHONE: (352) 375-4683 HOME PHONE: (352) 332-9131 SID FAX: (352) 375-4809 E-MAIL: steveM@gators.uua.ufl.edu</p> <p>ROAD HEADQUARTERS: Ocala Hilton Hotel 3600 SW 36th Avenue Ocala, FL 34474 (352) 854-1400</p>	<p>Sept. 2 Southern Miss Sept. 9 UCF Sept. 16 at Tennessee Sept. 23 Kentucky Sept. 30 Alabama Oct. 7 LSU Oct. 14 at Auburn Oct. 28 Georgia (Jacksonville) Nov. 4 at Vanderbilt Nov. 11 South Carolina Nov. 18 Western Carolina Nov. 25 Florida State</p>



GAME 7	QUICK FACTS		2006 SCHEDULE
 KENTUCKY OCTOBER 14 TIGER STADIUM	 Rich Brooks Head Coach	 Rafael Little Junior RB	LOCATION: Lexington, Ky. ATHLETICS DIRECTOR: Mitch Barnhart CONFERENCE: Southeastern STADIUM: Commonwealth Stadium (67,606) 2005 RECORD: 3-8 HEAD COACH: Rich Brooks (Oregon State, 1963) RECORD AT SCHOOL: 9-25 (3 years) CAREER RECORD: 100-134-4 (23 years)
www.ukathletics.com		SID: Tony Neely OFFICE PHONE: (859) 257-3838 HOME PHONE: (859) 224-9493 SID FAX: (859) 323-4310 E-MAIL: tneely@uky.edu	Sept. 2 at Louisville Sept. 9 Texas State Sept. 16 Ole Miss Sept. 23 at Florida Sept. 30 Central Michigan Oct. 7 South Carolina Oct. 14 at LSU Oct. 28 at Mississippi State Nov. 4 Georgia Nov. 11 Vanderbilt Nov. 18 UL-Monroe Nov. 25 at Tennessee
GAME 8	QUICK FACTS		2006 SCHEDULE
 FRESNO STATE OCTOBER 21 TIGER STADIUM	 Pat Hill Head Coach	 Paul Williams Senior WR	LOCATION: Fresno, Calif. ATHLETICS DIRECTOR: Thomas Boeh CONFERENCE: Western Athletic STADIUM: Bulldog Stadium at Jim Sweeney Field (41,031) 2005 RECORD: 8-5 HEAD COACH: Pat Hill (UC Riverside, 1973) RECORD AT SCHOOL: 72-43 (8 years) CAREER RECORD: 72-43 (8 years)
www.gobulldogs.com		SID: Steve Weakland OFFICE PHONE: (559) 278-2509 HOME PHONE: (559) 437-0523 SID FAX: (559) 278-4689 E-mail: sweaklan@csufresno.edu	Sept. 1 Nevada Sept. 9 Oregon Sept. 16 at Washington Sept. 30 Colorado State Oct. 7 at Utah State Oct. 14 Hawaii Oct. 21 at LSU Nov. 1 at Boise State Nov. 11 New Mexico State Nov. 24 at Louisiana Tech Dec. 2 San Jose State
GAME 9	QUICK FACTS		2006 SCHEDULE
 TENNESSEE NOVEMBER 4 NEYLAND STADIUM	 Phillip Fulmer Head Coach	 Erik Ainge Junior QB	LOCATION: Knoxville, Tenn. ATHLETICS DIRECTOR: Mike Hamilton CONFERENCE: Southeastern STADIUM: Neyland Stadium (104,079) 2005 RECORD: 5-6 HEAD COACH: Phillip Fulmer (Tennessee, 1972) RECORD AT SCHOOL: 128-37 (14 years) CAREER RECORD: 128-37 (14 years)
www.utsports.com		SID: Harris D. Ford OFFICE PHONE: (865) 974-1212 HOME PHONE: (865) 922-1657 SID FAX: (865) 974-1269 E-MAIL: hford@tennessee.edu ROAD HEADQUARTERS: Airport Hilton 2001 Alcoa Hwy Alcoa, TN 37701 (800) 346-8357	Sept. 2 California Sept. 9 Air Force Sept. 16 Florida Sept. 23 Marshall Sept. 30 at Memphis Oct. 7 at Georgia Oct. 21 Alabama Oct. 28 at South Carolina Nov. 4 LSU Nov. 11 at Arkansas Nov. 18 at Vanderbilt Nov. 25 Kentucky
GAME 10	QUICK FACTS		2006 SCHEDULE
 ALABAMA NOVEMBER 11 TIGER STADIUM	 Mike Shula Head Coach	 Kenneth Darby Senior TB	LOCATION: Tuscaloosa, Ala. ATHLETICS DIRECTOR: Mal Moore CONFERENCE: Southeastern STADIUM: Bryant-Denny Stadium (92,138) 2005 RECORD: 10-2 HEAD COACH: Mike Shula (Alabama, 1987) RECORD AT SCHOOL: 20-17 (3 years) CAREER RECORD: 20-17 (3 years)
www.rolltide.com		SID: Doug Walker OFFICE PHONE: (205)-348-6084 HOME PHONE: (205)-333-1640 SID FAX: (205)-348-8841 E-MAIL: lwhite@ia.ua.edu	Sept. 2 Hawaii Sept. 9 Vanderbilt Sept. 16 UL-Monroe Sept. 23 at Arkansas Sept. 30 at Florida Oct. 7 Duke Oct. 14 Ole Miss Oct. 21 at Tennessee Oct. 28 Florida International Nov. 4 Mississippi State Nov. 11 at LSU Nov. 18 Auburn
GAME 11	QUICK FACTS		2006 SCHEDULE
 OLE MISS NOVEMBER 18 TIGER STADIUM	 Ed Orgeron Head Coach	 Patrick Willis Senior LB	LOCATION: Oxford, Miss. ATHLETICS DIRECTOR: Pete Boone CONFERENCE: Southeastern STADIUM: Vaught-Hemingway Stadium/Hollingsworth Field (60,580) 2005 RECORD: 3-8 HEAD COACH: Ed Orgeron (Northwestern State, 1984) RECORD AT SCHOOL: 3-8 (1 year) CAREER RECORD: 3-8 (1 year)
www.olemisssports.com		SID: Langston Rogers OFFICE PHONE: (662)-915-7522 HOME PHONE: (662)-236-3535 SID FAX: (662)-915-7006 E-MAIL: lrogers@olemiss.edu	Sept. 2 Memphis Sept. 9 at Missouri Sept. 16 at Kentucky Sept. 23 Wake Forest Sept. 30 Georgia Oct. 7 Vanderbilt Oct. 14 at Alabama Oct. 21 at Arkansas Oct. 28 Auburn Nov. 4 Northwestern State Nov. 18 at LSU Nov. 25 Mississippi State
GAME 12	QUICK FACTS		2006 SCHEDULE
 ARKANSAS NOVEMBER 25 WAR MEMORIAL	 Houston Nutt Head Coach	 Marcus Monk Junior WR	LOCATION: Fayetteville, Ark. ATHLETICS DIRECTOR: Frank Broyles CONFERENCE: Southeastern STADIUM: Reynolds Razorback (72,000) 2005 RECORD: 4-7 HEAD COACH: Houston Nutt RECORD AT SCHOOL: 57-40 (8 years) CAREER RECORD: 93-62(13 years)
www.hogwired.com		SID: Kevin Trainor OFFICE PHONE: (479) 575-2751 HOME PHONE: (479) 582-9046 SID FAX: (479) 575-7481 E-MAIL: ktrainor@uark.edu ROAD HEADQUARTERS: The Peabody Hotel 3 Statehouse Plaza Little Rock, AR 72201 (501) 906-4000	Sept. 2 USC Sept. 9 Utah State Sept. 16 at Vanderbilt Sept. 23 Alabama Oct. 7 at Auburn Oct. 14 Southeast Missouri State Oct. 21 Ole Miss Oct. 28 Louisiana-Monroe Nov. 4 at South Carolina Nov. 11 Tennessee Nov. 18 at Mississippi State Nov. 25 LSU



Series Records vs. 2006 Opponents

INTRO

THIS IS LSU

TIGERS

COACHES

REVIEW

HISTORY

LSU

UL-Lafayette Series

LSU leads 20-0

1902: LSU, 42-0	Oct. 16 at Lafayette
1911: LSU, 42-0	Oct. 7 at Baton Rouge
1912: LSU, 85-3	Oct. 5 at Baton Rouge
1913: LSU, 26-0	Oct. 11 at Lafayette
1914: LSU, 54-0	Sept. 27 at Baton Rouge
1916: LSU, 24-0	Sept. 30 at Lafayette
1917: LSU, 20-6	Oct. 6 at Baton Rouge
1919: LSU, 39-0	Oct. 4 at Baton Rouge
1923: LSU, 7-3	Oct. 6 at Baton Rouge
1924: LSU, 31-7	Oct. 4 at Baton Rouge
1925: LSU, 38-0	Oct. 3 at Baton Rouge
1926: LSU, 34-0	Oct. 2 at Baton Rouge
1927: LSU, 52-0	Oct. 1 at Baton Rouge
1928: LSU, 46-0	Oct. 6 at Baton Rouge
1929: LSU, 58-0	Oct. 5 at Baton Rouge
1930: LSU, 85-0	Oct. 4 at Baton Rouge
1935: LSU, 56-0	Nov. 23 at Baton Rouge
1936: LSU, 93-0	Nov. 21 at Baton Rouge
1938: LSU, 32-0	Nov. 19 at Baton Rouge
2002: LSU, 48-0	Oct. 5 at Baton Rouge

At Baton Rouge: LSU leads 17-0 At Lafayette: LSU leads 3-0

Series Notes: Teams will meet for the 21st time when the Tigers open the 2006 season against the Cajuns in Tiger Stadium ... Will be only the second meeting between the teams since 1938 ... Last meeting came on 2002 when LSU posted a 48-0 win over the Cajuns on Homecoming ... LSU has held UL-Lafayette without a point in 10 straight games ... The Cajuns have gone scoreless in 16 of the 20 games against the Tigers ... LSU has yielded just 19 points to the Cajuns in 20 games ... On the other hand, LSU has scored 912 points over the 20-game span ... The largest margin of victory in school history came against UL-Lafayette in 1936 by a 93-0 margin.

Arizona

LSU leads 2-0

1984: LSU, 27-26	Sept. 22 at Baton Rouge
2003: LSU, 59-13	Sept. 6 at Tucson, Ariz.

At Baton Rouge: LSU leads 1-0 At Tucson: LSU leads 1-0

Series Notes: Teams will meet for the third time when the Wildcats come to Tiger Stadium on Sept. 9 ... LSU is 2-0 all-time against Arizona, which includes a 59-13 win in Tucson in 2003 ... First meeting between the teams came in 1984 when LSU posted a 27-26 win in Tiger Stadium ... Contest will mark the fourth straight year in which the Tigers will face a member of the Pac-10 ... LSU is 9-3 all-time against teams from the Pac-10 ... LSU is currently riding an eight-game winning streak against Pac-10 teams, a streak that dates back to a 27-24 win over Oregon State in 1981 ... LSU's last loss to a Pac-10 team came in 1979 when USC beat the Tigers, 17-12, in Baton Rouge ... LSU coach Les Miles is 2-1 vs. the Pac-10 (1-0 vs. Arizona State, 1-1 vs. UCLA).

Tulane

LSU leads 65-22-7

1893: TU, 34-0	Nov. 25 at New Orleans
1895: LSU, 8-4	Oct. 26 at Baton Rouge
1896: LSU, 6-0	Oct. 24 at New Orleans
1898: LSU, 37-0	Dec. 14 at Baton Rouge
1899: LSU, 38-0	Dec. 8 at Baton Rouge
1900: TU, 29-0	Nov. 17 at New Orleans
1901: LSU, 11-0	Nov. 16 at New Orleans
1904: TU, 5-0	Nov. 19 at New Orleans
1905: LSU, 5-0	Nov. 25 at New Orleans
1911: LSU, 6-0	Dec. 9 at Baton Rouge
1912: LSU, 21-3	Nov. 28 at New Orleans
1913: LSU, 40-0	Nov. 22 at Baton Rouge
1914: Tie, 0-0	Nov. 26 at New Orleans
1915: LSU, 12-0	Nov. 25 at Baton Rouge
1916: Tie, 14-14	Nov. 30 at New Orleans
1917: TU, 28-6	Nov. 29 at Baton Rouge
1919: LSU, 27-6	Nov. 22 at New Orleans
1920: TU, 21-0	Nov. 25 at Baton Rouge
1921: TU, 21-0	Nov. 19 at New Orleans
1922: LSU, 25-14	Nov. 30 at New Orleans
1923: TU, 20-0	Nov. 24 at New Orleans
1924: TU, 13-0	Nov. 25 at Baton Rouge
1925: TU, 16-0	Nov. 21 at Baton Rouge
1926: LSU, 7-0	Nov. 25 at New Orleans
1927: TU, 13-6	Nov. 24 at Baton Rouge
1928: Tie, 0-0	Nov. 29 at New Orleans
1929: TU, 21-0	Nov. 28 at Baton Rouge
1930: TU, 12-7	Nov. 27 at New Orleans
1931: TU, 34-7	Nov. 28 at New Orleans
1932: LSU, 14-0	Nov. 26 at Baton Rouge
1933: Tie, 7-7	Dec. 2 at New Orleans
1934: TU, 13-12	Dec. 1 at Baton Rouge
1935: LSU, 41-0	Nov. 30 at New Orleans
1936: LSU, 33-0	Nov. 28 at New Orleans
1937: LSU, 20-7	Nov. 27 at New Orleans
1938: TU, 14-0	Nov. 26 at Baton Rouge
1939: TU, 33-20	Dec. 2 at New Orleans
1940: LSU, 14-0	Nov. 30 at Baton Rouge
1941: LSU, 19-0	Nov. 29 at New Orleans

1942: LSU, 18-6	Nov. 26 at Baton Rouge
1943: TU, 27-0	Nov. 20 at New Orleans
1944: LSU, 25-6	Nov. 30 at Baton Rouge
1945: LSU, 33-0	Dec. 1 at New Orleans
1946: LSU, 41-27	Nov. 29 at Baton Rouge
1947: Tie, 6-6	Dec. 6 at New Orleans
1948: TU, 46-0	Nov. 27 at Baton Rouge
1949: LSU, 21-0	Nov. 26 at New Orleans
1950: Tie, 14-14	Dec. 2 at New Orleans
1951: LSU, 14-13	Dec. 1 at Baton Rouge
1952: LSU, 16-0	Nov. 29 at New Orleans
1953: LSU, 32-13	Nov. 28 at New Orleans
1954: LSU, 14-13	Nov. 27 at New Orleans
1955: Tie, 13-13	Nov. 26 at Baton Rouge
1956: LSU, 7-6	Dec. 1 at New Orleans
1957: LSU, 25-6	Nov. 30 at Baton Rouge
1958: LSU, 62-0	Nov. 22 at New Orleans
1959: LSU, 14-6	Nov. 21 at Baton Rouge
1960: LSU, 17-6	Nov. 26 at New Orleans
1961: LSU, 62-0	Nov. 25 at Baton Rouge
1962: LSU, 38-8	Nov. 24 at New Orleans
1963: LSU, 20-0	Nov. 23 at Baton Rouge
1964: LSU, 13-3	Nov. 21 at New Orleans
1965: LSU, 62-0	Nov. 20 at Baton Rouge
1966: LSU, 21-7	Nov. 19 at New Orleans
1967: LSU, 41-27	Nov. 25 at Baton Rouge
1968: LSU, 34-10	Nov. 23 at New Orleans
1969: LSU, 27-0	Nov. 22 at Baton Rouge
1970: LSU, 26-14	Nov. 28 at New Orleans
1971: LSU, 36-7	Nov. 27 at Baton Rouge
1972: LSU, 9-3	Dec. 2 at New Orleans
1973: TU, 14-0	Dec. 1 at New Orleans
1974: LSU, 24-22	Nov. 23 at Baton Rouge
1975: LSU, 42-6	Nov. 22 at New Orleans
1976: LSU, 17-7	Nov. 20 at Baton Rouge
1977: LSU, 20-17	Nov. 19 at New Orleans
1978: LSU, 40-21	Nov. 25 at Baton Rouge
1979: TU, 24-13	Nov. 24 at New Orleans
1980: LSU, 24-7	Nov. 22 at Baton Rouge
1981: TU, 48-7	Nov. 28 at New Orleans
1982: TU, 31-28	Nov. 27 at Baton Rouge
1983: LSU, 20-7	Nov. 24 at New Orleans
1984: LSU, 33-15	Nov. 24 at Baton Rouge
1985: LSU, 31-19	Nov. 30 at New Orleans
1986: LSU, 37-17	Nov. 29 at Baton Rouge
1987: LSU, 41-36	Nov. 21 at New Orleans
1988: LSU, 44-14	Nov. 26 at Baton Rouge
1989: LSU, 27-7	Nov. 25 at New Orleans
1990: LSU, 16-13	Nov. 24 at Baton Rouge
1991: LSU, 39-20	Nov. 23 at New Orleans
1992: LSU, 24-12	Nov. 21 at Baton Rouge
1993: LSU, 24-10	Nov. 20 at Baton Rouge
1994: LSU, 49-25	Nov. 19 at New Orleans
1996: LSU, 35-17	Nov. 23 at Baton Rouge
2001: LSU, 48-17	Sept. 1 at Baton Rouge

At Baton Rouge: LSU leads 35-10-1 At New Orleans: LSU leads 30-12-6

Series Notes: The teams renew their rivalry this year in Baton Rouge in what will be the first contest in a 10-game series between the schools ... Last meeting between teams came in 2001 when the Tigers won in Baton Rouge by a 48-17 count ... LSU has won 14 straight against the Green Wave ... The teams met every year from 1911 to 1994 before taking a break in the series ... Since then, the teams have played twice, with the Tigers winning both times, 35-17, in 1996 and 48-17, in 2001.

Tennessee Series

Tennessee leads 20-5-3

1925: Tie, 0-0	Oct. 24 at Knoxville
1926: UT, 14-7	Oct. 9 at Baton Rouge
1933: LSU, 7-0	Dec. 2 at Baton Rouge
1934: UT, 19-13	Dec. 8 at Knoxville
1938: UT, 14-6	Oct. 29 at Knoxville
1939: UT, 20-0	Nov. 4 at Baton Rouge
1940: UT, 28-0	Nov. 2 at Knoxville
1941: UT, 13-6	Nov. 1 at Baton Rouge
1942: UT, 26-0	Oct. 31 at Knoxville
1944: UT, 13-0	Nov. 4 at Baton Rouge
1952: UT, 22-3	Nov. 8 at Baton Rouge
1953: UT, 32-14	Nov. 7 at Knoxville
1959: UT, 14-13	Nov. 7 at Knoxville
1964: Tie, 3-3	Oct. 24 at Baton Rouge
1967: UT, 17-14	Oct. 28 at Knoxville
*1972: UT, 24-17	Dec. 30 at Houston
1974: LSU, 20-10	Oct. 12 at Baton Rouge
1975: UT, 24-10	Oct. 4 at Knoxville
1982: Tie, 24-24	Oct. 9 at Baton Rouge
1987: UT, 20-6	Oct. 8 at Knoxville
1988: LSU, 34-9	Sept. 17 at Knoxville
1989: UT, 45-39	Oct. 28 at Baton Rouge
1992: UT, 20-0	Oct. 3 at Baton Rouge
1993: UT, 42-20	Sept. 25 at Knoxville
2000: LSU, 38-31(OT)	Sept. 30 at Baton Rouge
2001: UT, 26-18	Sept. 29 at Knoxville
2001: LSU, 31-20	Dec. 8 at Atlanta
2005: UT, 30-27 (OT)	Sept. 26 at Baton Rouge

* - Bluebonnet Bowl

At Baton Rouge: Tennessee leads 8-3-2 At Knoxville: Tennessee leads 11-1-1 At Neutral Sites: Tied 1-1

Series Notes: The Tigers will play in Knoxville for just the 14th time, and first since a 26-18 defeat in 2001 ... LSU is 1-11 against Tennessee in Knoxville with the lone win coming in 1988 by a 34-9 count ... LSU and UT tied in Knoxville, 0-0, in 1925 in what was the first meeting between the teams ... Two of the last four games between the teams have gone to overtime (LSU won 38-31 in OT in 2000; UT won 30-27 in OT in 2005) ... Last year's LSU-Tennessee game was played on a Monday night due to Hurricane Rita and drew the largest viewing audience for a college football game in the history of ESPN.

Mississippi State

LSU leads 63-33-3

1896: LSU, 52-0	Nov. 20 at Baton Rouge
1902: LSU, 6-0	Nov. 27 at Starkville
1903: MSU, 11-0	Nov. 7 at Starkville
1905: LSU, 15-0	Dec. 1 at Baton Rouge
1906: Tie, 0-0	Oct. 27 at Starkville
1907: LSU, 23-11	Nov. 9 at Baton Rouge
1908: LSU, 50-0	Nov. 7 at Baton Rouge
1909: LSU, 15-0	Oct. 16 at Baton Rouge
1910: MSU, 3-0	Oct. 21 at Columbus
1911: MSU, 6-0	Nov. 12 at Gulfport
1912: MSU, 7-0	Nov. 2 at Baton Rouge
1913: Tie, 0-0	Nov. 15 at Starkville
1915: LSU, 10-0	Oct. 29 at Baton Rouge
1916: LSU, 13-3	Nov. 12 at Starkville
1917: MSU, 9-0	Nov. 29 at Baton Rouge
1919: MSU, 6-0	Nov. 1 at Starkville
1920: MSU, 12-7	Oct. 23 at Baton Rouge
1921: LSU, 17-14	Dec. 3 at Starkville
1922: MSU, 7-0	Nov. 18 at Baton Rouge
1923: MSU, 14-7	Dec. 1 at Starkville
1926: MSU, 7-6	Oct. 23 at Jackson
1927: LSU, 9-7	Oct. 22 at Jackson
1928: LSU, 31-0	Oct. 20 at Jackson
1929: LSU, 31-6	Oct. 19 at Jackson
1930: MSU, 8-6	Oct. 18 at Jackson
1931: LSU, 31-0	Oct. 17 at Baton Rouge
1932: LSU, 24-0	Oct. 15 at Monroe
1933: LSU, 21-6	Nov. 25 at Monroe
1934: LSU, 25-3	Nov. 3 at Baton Rouge
1935: LSU, 28-13	Nov. 9 at Baton Rouge
1936: LSU, 12-0	Nov. 7 at Baton Rouge
1937: LSU, 41-0	Nov. 6 at Baton Rouge
1938: LSU, 32-7	Nov. 5 at Baton Rouge
1939: MSU, 15-12	Nov. 11 at Baton Rouge
1940: MSU, 22-7	Nov. 9 at Baton Rouge
1941: Tie, 0-0	Oct. 11 at Baton Rouge
1942: LSU, 16-6	Oct. 10 at Baton Rouge
1944: MSU, 13-6	Oct. 21 at Baton Rouge
1945: MSU, 27-20	Nov. 10 at Baton Rouge
1946: LSU, 13-6	Oct. 5 at Baton Rouge
1947: LSU, 21-6	Nov. 15 at Baton Rouge
1948: MSU, 7-0	Nov. 13 at Baton Rouge
1949: LSU, 34-7	Nov. 12 at Baton Rouge
1950: MSU, 13-7	Nov. 18 at Baton Rouge
1951: LSU, 3-0	Nov. 17 at Baton Rouge
1952: MSU, 33-14	Nov. 15 at Baton Rouge
1953: MSU, 26-13	Nov. 14 at Baton Rouge
1954: MSU, 25-0	Nov. 13 at Baton Rouge
1955: LSU, 34-7	Nov. 12 at Baton Rouge
1956: MSU, 32-13	Nov. 17 at Baton Rouge
1957: MSU, 14-6	Nov. 16 at Baton Rouge
1958: LSU, 7-6	Nov. 15 at Jackson
1959: LSU, 27-0	Nov. 14 at Baton Rouge
1960: LSU, 7-3	Nov. 12 at Baton Rouge
1961: LSU, 14-6	Nov. 18 at Baton Rouge
1962: LSU, 28-0	Nov. 17 at Jackson
1963: MSU, 7-6	Nov. 16 at Jackson
1964: LSU, 14-10	Nov. 14 at Baton Rouge
1965: LSU, 37-20	Nov. 13 at Baton Rouge
1966: LSU, 17-7	Nov. 12 at Baton Rouge
1967: LSU, 55-0	Nov. 18 at Baton Rouge
1968: LSU, 20-16	Nov. 16 at Baton Rouge
1969: LSU, 61-6	Nov. 15 at Baton Rouge
1970: LSU, 38-7	Nov. 14 at Baton Rouge
1971: LSU, 28-3	Nov. 13 at Jackson
1972: LSU, 28-14	Nov. 18 at Baton Rouge
1973: LSU, 26-7	Nov. 17 at Baton Rouge
1974: MSU, 7-6	Nov. 16 at Jackson
*1975: MSU, 16-6	Nov. 15 at Baton Rouge
*1976: MSU, 21-13	Nov. 13 at Jackson
1977: LSU, 27-24	Nov. 12 at Baton Rouge
1978: MSU, 16-14	Nov. 18 at Jackson
1979: LSU, 21-3	Nov. 17 at Baton Rouge
1980: MSU, 55-31	Nov. 15 at Jackson
1981: MSU, 17-9	Nov. 14 at Baton Rouge
1982: MSU, 27-24	Nov. 13 at Starkville
1983: MSU, 45-26	Nov. 12 at Baton Rouge
1984: MSU, 16-14	Nov. 17 at Starkville
1985: LSU, 17-15	Nov. 16 at Baton Rouge
1986: LSU, 47-0	Nov. 15 at Jackson
1987: LSU, 34-14	Nov. 14 at Baton Rouge
1988: LSU, 20-3	Nov. 12 at Starkville
1989: LSU, 44-20	Nov. 18 at Baton Rouge
1990: MSU, 34-22	Nov. 17 at Jackson
1991: MSU, 28-19	Nov. 16 at Baton Rouge
1992: LSU, 24-3	Sept. 12 at Baton Rouge

1993: LSU, 18-16	Sept. 11 at Starkville
1994: LSU, 44-24	Sept. 10 at Baton Rouge
1995: LSU, 34-16	Sept. 9 at Starkville
1996: LSU, 28-20	Oct. 26 at Baton Rouge
1997: LSU, 24-9	Sept. 13 at Starkville
1998: LSU, 41-6	Oct. 24 at Baton Rouge
1999: MSU, 17-16	Oct. 23 at Starkville
2000: LSU, 45-38(OT)	Oct. 21 at Baton Rouge
2001: LSU, 42-0	Oct. 20 at Starkville
2002: LSU 31-13	Sept. 28 at Baton Rouge
2003: LSU, 41-6	Sept. 27 at Starkville
2004: LSU, 51-0	Sept. 25 at Baton Rouge
2005: LSU, 37-7	Oct. 1 at Starkville

* - Forfeited to LSU by NCAA

At Baton Rouge: LSU leads 43-18-1 At Starkville: LSU leads 10-6-2 At Jackson: LSU leads 8-7 At Other Sites: Series tied 2-2

Series Notes: LSU and Mississippi State will play for the 100th time with the Tigers holding a 63-33-3 advantage in the series that dates back to 1896 ... LSU has won six straight and 13 of the last 14 with the Bulldogs ... LSU has outscored MSU 202-26 in the last five games, including a 37-7 win last year in Starkville ... LSU has scored 30 or more points in five straight and six of the last seven against MSU.

Florida

Florida leads 27-22-3

1937: LSU, 19-0	Sept. 25 at Baton Rouge
1941: LSU, 10-7	Oct. 25 at Baton Rouge
1953: Tie, 21-21	Oct. 24 at Gainesville
1954: LSU, 20-7	Oct. 23 at Baton Rouge
1955: UF, 18-14	Oct. 15 at Gainesville
1956: UF, 21-6	Oct. 27 at Baton Rouge
1957: UF, 22-14	Oct. 26 at Gainesville
1958: LSU, 10-7	Oct. 25 at Baton Rouge
1959: LSU, 9-0	Oct. 24 at Gainesville
1960: UF, 13-10	Oct. 22 at Baton Rouge
1961: LSU, 23-0	Oct. 28 at Gainesville
1962: LSU, 23-0	Oct. 27 at Baton Rouge
1963: LSU, 14-0	Oct. 26 at Gainesville
1964: UF, 20-6	Nov. 28 at Baton Rouge
1965: UF, 14-7	Oct. 2 at Gainesville
1966: UF, 28-7	Oct. 22 at Baton Rouge
1967: LSU, 37-6	Oct. 7 at Gainesville
1971: LSU, 48-7	Oct. 9 at Baton Rouge
1972: Tie, 3-3	Nov. 25 at Gainesville
1973: LSU, 24-3	Oct. 6 at Baton Rouge
1974: UF, 24-14	Oct. 5 at Gainesville
1975: UF, 34-6	Oct. 4 at Baton Rouge
1976: UF, 28-23	Oct. 2 at Gainesville
1977: LSU, 36-14	Oct. 1 at Baton Rouge
1978: LSU, 34-21	Oct. 7 at Gainesville
1979: LSU, 20-3	Oct. 6 at Baton Rouge
1980: LSU, 24-7	Oct. 4 at Gainesville
1981: UF, 24-10	Oct. 3 at Baton Rouge
1982: LSU, 24-13	Oct. 2 at Gainesville
1983: UF, 31-17	Oct. 1 at Baton Rouge
1984: Tie, 21-21	Sept. 8 at Gainesville
1985: UF, 20-0	Oct. 5 at Baton Rouge
1986: LSU, 28-17	Oct. 4 at Gainesville
1987: LSU, 13-10	Oct. 3 at Baton Rouge
1988: UF, 19-6	Oct. 1 at Gainesville
1989: UF, 16-13	Oct. 7 at Baton Rouge
1990: UF, 34-8	Oct. 6 at Gainesville
1991: UF, 16-0	Oct. 5 at Baton Rouge
1992: UF, 28-21	Oct. 10 at Gainesville
1993: UF, 58-3	Oct. 9 at Baton Rouge
1994: UF, 42-18	Oct. 8 at Gainesville
1995: UF, 28-10	Oct. 7 at Baton Rouge
1996: UF, 56-13	Oct. 12 at Gainesville
1997: LSU 28-21	Oct. 11 at Baton Rouge
1998: UF, 22-10	Oct. 10 at Gainesville
1999: UF, 31-10	Oct. 9 at Baton Rouge
2000: UF, 41-9	Oct. 7 at Gainesville
2001: UF, 44-15	Oct. 6 at Baton Rouge</

Series Records vs. 2006 Opponents

Kentucky

LSU leads 37-15-1

1949: UK, 19-0	Sept. 24 at Baton Rouge
1950: UK, 14-0	Sept. 23 at Lexington
1952: LSU, 34-7	Oct. 11 at Baton Rouge
1953: Tie, 6-6	Oct. 10 at Baton Rouge
1954: UK, 7-6	Oct. 2 at Baton Rouge
1955: LSU, 19-7	Sept. 17 at Baton Rouge
1956: UK, 14-0	Oct. 20 at Lexington
1957: LSU, 21-0	Oct. 19 at Baton Rouge
1958: LSU, 32-7	Oct. 18 at Baton Rouge
1959: LSU, 9-0	Oct. 17 at Baton Rouge
1960: UK, 3-0	Oct. 15 at Lexington
1961: LSU, 24-14	Oct. 21 at Baton Rouge
1962: LSU, 7-0	Oct. 20 at Lexington
1963: LSU, 28-7	Oct. 19 at Baton Rouge
1964: LSU, 27-7	Oct. 17 at Baton Rouge
1965: LSU, 31-21	Oct. 16 at Baton Rouge
1966: LSU, 30-0	Oct. 15 at Lexington
1967: LSU, 30-7	Oct. 21 at Baton Rouge
1968: LSU, 13-3	Oct. 19 at Baton Rouge
1969: LSU, 37-10	Oct. 18 at Lexington
1970: LSU, 14-7	Oct. 17 at Baton Rouge
1971: LSU, 17-13	Oct. 16 at Lexington
1972: LSU, 10-0	Oct. 21 at Baton Rouge
1973: LSU, 28-21	Oct. 20 at Baton Rouge
1974: UK, 20-13	Oct. 19 at Baton Rouge
1975: LSU, 17-14	Oct. 18 at Baton Rouge
1976: UK, 21-7	Oct. 16 at Lexington
1977: UK, 33-13	Oct. 15 at Baton Rouge
1978: LSU, 21-0	Oct. 21 at Baton Rouge
1979: LSU, 23-19	Oct. 20 at Baton Rouge
1980: LSU, 17-10	Oct. 18 at Lexington
1981: LSU, 24-10	Oct. 17 at Baton Rouge
1982: LSU, 34-10	Oct. 16 at Lexington
1983: UK, 21-13	Oct. 15 at Baton Rouge
1984: LSU, 36-10	Oct. 20 at Baton Rouge
1985: LSU, 10-0	Oct. 19 at Baton Rouge
1986: LSU, 25-16	Oct. 18 at Lexington
1987: LSU, 34-9	Oct. 17 at Baton Rouge
1988: LSU, 15-12	Oct. 15 at Baton Rouge
1989: UK, 27-21	Oct. 21 at Baton Rouge
1990: LSU, 30-20	Oct. 20 at Baton Rouge
1991: LSU, 29-26	Oct. 19 at Baton Rouge
1992: UK, 27-25	Oct. 17 at Baton Rouge
1993: UK, 35-17	Oct. 16 at Baton Rouge
1994: LSU, 17-13	Oct. 15 at Baton Rouge
1995: UK, 24-16	Oct. 14 at Baton Rouge
1996: LSU, 41-14	Oct. 19 at Baton Rouge
1997: LSU, 63-28	Nov. 1 at Baton Rouge
1998: UK, 39-36	Oct. 17 at Baton Rouge
1999: UK, 31-5	Oct. 16 at Baton Rouge
2000: LSU, 34-0	Oct. 14 at Baton Rouge
2001: LSU, 29-25	Oct. 13 at Baton Rouge
2002: LSU, 33-30	Nov. 9 at Baton Rouge

At Baton Rouge: LSU leads 21-5-1
At Lexington: LSU leads 16-10

Series Notes: Teams meet for the first time since the "Bluetgrass Miracle" in 2002 when LSU scored on a 75-yard TD pass a time expired to post a 33-30 win ... LSU has won three straight to take a 37-15-1 lead in the series ... Kentucky's last trip to Baton Rouge came in 2000 when the Tigers won 34-0.

Auburn Series

LSU leads 21-18-1

1901: AU, 28-0	Nov. 20 at Baton Rouge
1902: LSU, 5-0	Oct. 27 at Baton Rouge
1903: AU, 12-0	Nov. 11 at Auburn
1908: LSU, 10-2	Oct. 31 at Auburn
1912: AU, 7-0	Nov. 9 at Baton Rouge
1913: AU, 7-0	Nov. 1 at Baton Rouge
1924: AU, 3-0	Oct. 25 at Baton Rouge
1926: LSU, 10-0	Oct. 16 at Baton Rouge
1927: LSU, 9-0	Oct. 15 at Baton Rouge
1934: LSU, 20-6	Oct. 13 at Baton Rouge
1935: LSU, 6-0	Nov. 2 at Baton Rouge
1936: LSU, 19-6	Nov. 14 at Baton Rouge
1937: LSU, 9-7	Nov. 13 at Baton Rouge
1938: AU, 28-6	Nov. 12 at Baton Rouge
1939: AU, 21-7	Nov. 18 at Baton Rouge
1940: LSU, 21-13	Nov. 16 at Baton Rouge
1941: Tie, 7-7	Nov. 15 at Baton Rouge
1942: AU, 25-7	Nov. 14 at Baton Rouge
1969: LSU, 21-20	Oct. 25 at Baton Rouge
1970: LSU, 17-9	Oct. 24 at Baton Rouge
1972: LSU, 35-7	Oct. 14 at Baton Rouge
1973: LSU, 20-6	Oct. 13 at Baton Rouge
1980: LSU, 21-17	Oct. 11 at Baton Rouge
1981: AU, 19-7	Oct. 10 at Baton Rouge
1988: LSU, 7-6	Oct. 8 at Baton Rouge
1989: AU, 10-6	Oct. 14 at Baton Rouge
1992: AU, 30-28	Sept. 19 at Baton Rouge
1993: AU, 34-10	Sept. 18 at Baton Rouge
1994: AU, 30-26	Sept. 17 at Baton Rouge
1995: LSU, 12-6	Sept. 16 at Baton Rouge
1996: LSU, 19-15	Sept. 21 at Baton Rouge
1997: AU, 31-28	Sept. 20 at Baton Rouge
1998: LSU, 31-19	Sept. 19 at Baton Rouge
1999: AU, 41-7	Sept. 18 at Baton Rouge
2000: AU, 34-17	Sept. 16 at Baton Rouge
2001: LSU, 27-14	Dec. 1 at Baton Rouge

2002: AU, 31-7	Oct. 26 at Auburn
2003: LSU, 31-7	Oct. 25 at Baton Rouge
2004: AU, 10-9	Sept. 18 at Auburn
2005: LSU, 20-17 (OT)	Oct. 22 at Baton Rouge

At Baton Rouge: LSU leads 12-5-1
At Auburn: Auburn leads 8-5
At Other Sites: Auburn leads 5-4

Series Notes: LSU and Auburn face each other for the 41st time with LSU holding a 21-18-1 lead in the series ... Winner of LSU-Auburn game has gone on to win the SEC Western Division in four of the last five years (exception came in 2002) ... In games between 1988 and 1997, the contest was decided by a touchdown or less seven of eight times ... Last two games have been decided by a total of four points ... LSU hasn't won at Auburn since a 31-19 victory in 1998 ... Former LSU defensive coordinator Will Muschamp is in his first year as the defensive coordinator at Auburn.

Fresno State

First meeting

Series Notes: Contest will mark the first meeting between LSU and Fresno State ... LSU is 21-1 all-time against current members of the Western Athletic Conference (WAC) ... LSU is 16-1 vs. Louisiana Tech, 2-0 vs. Utah State, and 1-0 against San Jose State, Idaho and New Mexico State ... LSU's last game against a member of the WAC came in 2003 when the Tigers beat Louisiana Tech, 49-10, in Baton Rouge.

Alabama Series

Alabama leads 43-21-5

1895: LSU, 12-6	Nov. 18 at Baton Rouge
1902: LSU, 11-0	Nov. 29 at Tuscaloosa
1903: UA, 18-0	Nov. 9 at Tuscaloosa
1904: UA, 11-0	Dec. 1 at Baton Rouge
1907: UA, 6-4	Nov. 23 at Mobile
1909: LSU, 12-6	Nov. 25 at Birmingham
1919: UA, 23-0	Nov. 15 at Baton Rouge
1920: UA, 21-0	Nov. 13 at Tuscaloosa
1921: Tie, 7-7	Oct. 29 at New Orleans
1922: UA, 47-3	Nov. 10 at Tuscaloosa
1923: UA, 30-3	Nov. 16 at Montgomery
1925: UA, 42-0	Oct. 10 at Baton Rouge
1926: UA, 24-0	Oct. 30 at Tuscaloosa
1927: Tie, 0-0	Oct. 8 at Birmingham
1928: UA, 13-0	Dec. 8 at Birmingham
1930: UA, 33-0	Nov. 15 at Montgomery
1944: Tie, 27-27	Sept. 30 at Baton Rouge
1945: UA, 26-7	Oct. 6 at Baton Rouge
1946: LSU, 31-21	Nov. 9 at Baton Rouge
1947: UA, 41-12	Nov. 22 at Tuscaloosa
1948: LSU, 26-6	Nov. 20 at Baton Rouge
1951: LSU, 13-7	Sept. 29 at Baton Rouge
1952: UA, 21-20	Sept. 27 at Baton Rouge
1953: Tie, 7-7	Sept. 26 at Baton Rouge
1954: UA, 12-0	Sept. 25 at Baton Rouge
1957: LSU, 28-0	Sept. 28 at Baton Rouge
1958: LSU, 13-3	Sept. 27 at Baton Rouge
1964: UA, 17-9	Nov. 7 at Birmingham
1965: UA, 31-7	Nov. 6 at Baton Rouge
1966: UA, 21-0	Nov. 5 at Baton Rouge
1967: UA, 7-6	Nov. 11 at Baton Rouge
1968: UA, 16-7	Nov. 9 at Birmingham
1969: LSU, 20-15	Nov. 8 at Baton Rouge
1970: LSU, 14-9	Nov. 7 at Birmingham
1971: UA, 14-7	Nov. 6 at Baton Rouge
1972: UA, 35-21	Nov. 11 at Birmingham
1973: UA, 21-7	Nov. 22 at Baton Rouge
1974: UA, 30-0	Nov. 9 at Birmingham
1975: UA, 23-10	Nov. 8 at Baton Rouge
1976: UA, 28-17	Nov. 6 at Birmingham
1977: UA, 24-3	Nov. 5 at Baton Rouge
1978: UA, 31-10	Nov. 11 at Birmingham
1979: UA, 3-0	Nov. 10 at Baton Rouge
1980: UA, 28-7	Nov. 8 at Tuscaloosa
1981: UA, 24-7	Sept. 5 at Baton Rouge
1982: LSU, 20-10	Nov. 6 at Birmingham
1983: UA, 32-26	Nov. 10 at Baton Rouge
1984: LSU, 16-14	Nov. 10 at Birmingham
1985: Tie, 14-14	Nov. 9 at Baton Rouge
1986: LSU, 14-10	Nov. 8 at Birmingham
1987: UA, 22-10	Nov. 7 at Baton Rouge
1988: LSU, 19-18	Nov. 5 at Tuscaloosa
1989: UA, 32-16	Nov. 11 at Baton Rouge
1990: UA, 24-3	Nov. 10 at Tuscaloosa
1991: UA, 20-17	Nov. 9 at Baton Rouge
1992: UA, 31-11	Nov. 7 at Baton Rouge
1993: LSU, 17-13	Nov. 6 at Tuscaloosa
1994: UA, 35-17	Nov. 5 at Baton Rouge
1995: UA, 10-3	Nov. 4 at Tuscaloosa
1996: UA, 26-0	Nov. 9 at Baton Rouge
1997: LSU, 27-0	Nov. 8 at Tuscaloosa
1998: UA, 22-16	Nov. 7 at Baton Rouge
1999: UA, 23-17	Nov. 6 at Tuscaloosa
2000: LSU, 30-28	Nov. 4 at Baton Rouge
2001: LSU, 35-21	Nov. 3 at Tuscaloosa
2002: UA, 31-0	Nov. 16 at Baton Rouge
2003: LSU, 27-3	Nov. 15 at Tuscaloosa
2004: LSU, 26-10	Nov. 13 at Baton Rouge
2005: LSU, 16-13 (OT)	Nov. 12 at Tuscaloosa

At Baton Rouge: Alabama leads 24-6-2
At Tuscaloosa: Alabama leads 9-7
At Birmingham: Alabama leads 8-5-1
At Other Sites: Alabama leads 3-2-2

Series Notes: LSU and Alabama meet for the 70th time ... LSU has won three straight and five of the last six against Alabama ... LSU's three-game winning streak is the longest for the Tigers in the series ... It's also the first time in the series that LSU has won five games in a six-year span against the Crimson Tide ... Since 1996, the home team in the series has won just three times in 10 tries ... LSU's 30-28 win over Alabama in Baton Rouge in 2000 was the first for the Tigers over the Crimson Tide in Tiger Stadium since 1969.

Ole Miss Series

LSU leads 53-37-4

1894: UM, 26-6	Dec. 3 at Baton Rouge
1896: LSU, 12-4	Nov. 13 at Vicksburg
1899: UM, 11-0	Nov. 3 at Meridian
1901: LSU, 46-0	Nov. 7 at Baton Rouge
1902: LSU, 6-0	Nov. 8 at New Orleans
1903: UM, 11-0	Nov. 21 at New Orleans
1904: LSU, 5-0	Nov. 5 at Baton Rouge
1906: UM, 9-0	Oct. 20 at Baton Rouge
1907: LSU, 23-0	Nov. 16 at Jackson
1909: LSU, 10-0	Oct. 9 at Baton Rouge
1912: UM, 10-7	Oct. 19 at Baton Rouge
1914: UM, 21-0	Oct. 17 at Baton Rouge
1915: LSU, 28-0	Oct. 15 at Oxford
1916: LSU, 41-0	Nov. 19 at Baton Rouge
1917: LSU, 52-7	Oct. 13 at Oxford
1919: LSU, 13-0	Oct. 18 at Baton Rouge
1921: LSU, 21-0	Nov. 12 at Baton Rouge
1926: LSU, 3-0	Nov. 13 at Baton Rouge
1927: UM, 12-7	Nov. 5 at Oxford
1928: LSU, 19-6	Nov. 10 at Baton Rouge
1929: LSU, 13-6	Nov. 16 at Baton Rouge
1930: LSU, 6-0	Nov. 8 at Baton Rouge
1931: LSU, 26-3	Nov. 14 at Jackson
1933: LSU, 31-0	Nov. 18 at Baton Rouge
1934: LSU, 14-0	Nov. 17 at Jackson
1936: LSU, 13-0	Oct. 17 at Baton Rouge
1937: LSU, 13-0	Oct. 16 at Baton Rouge
1938: UM, 20-7	Sept. 24 at Baton Rouge
1939: UM, 14-7	Sept. 30 at Baton Rouge
1940: UM, 19-6	Sept. 28 at Baton Rouge
1941: UM, 13-12	Nov. 8 at Baton Rouge
1942: LSU, 21-7	Oct. 17 at Baton Rouge
1945: LSU, 32-13	Nov. 3 at Baton Rouge
1946: LSU, 34-21	Nov. 2 at Baton Rouge
1947: UM, 20-18	Nov. 1 at Baton Rouge
1948: UM, 49-19	Oct. 30 at Baton Rouge
1949: LSU, 34-7	Oct. 29 at Baton Rouge
1950: LSU, 40-14	Nov. 4 at Baton Rouge
1951: Tie, 6-6	Nov. 3 at Baton Rouge
1952: UM, 28-0	Nov. 1 at Oxford
1953: UM, 27-16	Oct. 31 at Baton Rouge
1954: UM, 21-6	Oct. 30 at Baton Rouge
1955: UM, 29-26	Oct. 29 at Baton Rouge
1956: UM, 46-17	Nov. 3 at Baton Rouge
1957: UM, 14-12	Nov. 9 at Oxford
1958: LSU, 14-0	Nov. 1 at Baton Rouge
1959: LSU, 7-3	Oct. 31 at Baton Rouge
1960: UM, 21-0	Jan. 1 at New Orleans
1960: Tie, 6-6	Oct. 29 at Oxford
1961: LSU, 10-7	Nov. 4 at Baton Rouge
1962: UM, 15-7	Nov. 3 at Baton Rouge
1963: UM, 37-3	Nov. 2 at Baton Rouge
1964: LSU, 11-10	Oct. 31 at Baton Rouge
1965: UM, 23-0	Oct. 30 at Jackson
1966: UM, 17-0	Oct. 29 at Baton Rouge
1967: Tie, 13-13	Nov. 4 at Jackson
1968: UM, 27-24	Nov. 2 at Baton Rouge
1969: UM, 26-23	Nov. 1 at Jackson
1970: LSU, 61-17	Dec. 5 at Baton Rouge
1971: UM, 24-22	Oct. 30 at Jackson
1972: LSU, 17-16	Nov. 4 at Baton Rouge
1973: LSU, 51-14	Nov. 3 at Jackson
1974: LSU, 24-0	Nov. 2 at Baton Rouge
1975: UM, 17-13	Nov. 1 at Jackson
1976: LSU, 45-0	Oct. 30 at Baton Rouge
1977: LSU, 28-21	Oct. 29 at Jackson
1978: LSU, 30-8	Nov. 4 at Baton Rouge
1979: LSU, 28-24	Nov. 3 at Jackson
1980: LSU, 38-16	Nov. 1 at Baton Rouge
1981: Tie, 27-27	Oct. 31 at Jackson
1982: LSU, 45-8	Oct. 30 at Baton Rouge
1983: UM, 27-24	Oct. 29 at Jackson
1984: LSU, 32-29	Nov. 3 at Baton Rouge
1985: LSU, 14-0	Nov. 2 at Jackson
1986: UM, 21-19	Nov. 1 at Baton Rouge
1987: LSU, 42-13	Oct. 31 at Jackson
1988: LSU, 31-20	Oct. 29 at Baton Rouge
1989: LSU, 35-30	Nov. 4 at Oxford
1990: UM, 19-10	Nov. 3 at Baton Rouge
1991: LSU, 25-22	Nov. 2 at Jackson
1992: UM, 32-0	Oct. 31 at Jackson
1993: LSU, 19-17	Oct. 30 at Baton Rouge
1994: UM, 34-21	Oct. 29 at Oxford
1995: LSU, 38-9	Nov. 11 at Baton Rouge
1996: LSU, 39-7	Nov. 16 at Oxford
1997: UM, 36-21	Oct. 18 at Baton Rouge

1998: UM, 37-31 (OT)	Oct. 31 at Oxford
1999: UM, 42-23	Oct. 3 at Baton Rouge
2000: LSU, 20-9	Nov. 11 at Oxford
2001: UM, 35-24	Oct. 27 at Baton Rouge
2002: LSU, 14-13	Nov. 23 at Baton Rouge
2003: LSU, 17-14	Nov. 22 at Oxford
2004: LSU, 27-24	Nov. 20 at Baton Rouge
2005: LSU, 40-7	Nov. 19 at Oxford

At Baton Rouge: LSU leads 35-22-1
At Oxford: LSU leads 7-5-1
At Jackson: LSU leads 9-6-2
At Other Sites: Ole Miss leads 3-2-0

Series Notes: LSU and Ole Miss meet for the 95th time with the Tigers holding a 53-37-4 lead in the series that dates back to 1894 ... LSU has won four straight and five of the last six against the Rebels ... From 2002-2004, games were decided by a total of seven points ... Last year, Tigers posted a 40-7 win in Oxford, which was the largest margin of victory over the Rebels since a 45-8 win in 1982.

Arkansas Series

LSU leads 32-17-2

1901: LSU, 15-0	Dec. 5 at Baton Rouge
1906: Tie, 6-6	Nov. 29 at Baton Rouge
1907: LSU, 17-12	Nov. 6 at Baton Rouge
1908: LSU, 36-4	Nov. 26 at Little Rock
1909: UA, 16-0	Nov. 13 at Memphis
1910: UA, 51-0	Nov. 24 at Little Rock
1911: UA, 11-0	Nov. 30 at Little Rock
1912: LSU, 7-6	Nov. 16 at Little Rock
1913: LSU, 12-7	Nov. 8 at Shreveport
1914: UA, 20-12	Nov. 7 at Shreveport
1915: LSU, 13-7	Nov. 5 at Shreveport
1916: LSU, 17-7	Nov. 5 at Shreveport
1917: UA, 14-0	Nov. 3 at Shreveport
1919: LSU, 20-0	Oct. 25 at Shreveport
1920: LSU, 3-0	Nov. 6 at Shreveport
1921: LSU, 10-7	Nov. 5 at Shreveport
1922: UA, 40-6	Oct. 28 at Shreveport
1923: UA, 26-13	Oct. 27 at Shreveport
1924: UA, 10-7	Nov. 1 at Shreveport
1925: UA, 12-0	Oct. 31 at Shreveport
1926: LSU, 14-0	Nov. 6 at Shreveport
1927: UA, 28-0	Oct. 29 at Shreveport
1928: UA, 7-0	Nov. 3 at Shreveport
1929: UA, 32-0	Nov. 2 at Shreveport
1930: LSU, 27-12	Nov. 1 at Shreveport
1931: LSU, 13-6	Oct. 24 at Shreveport
1932: LSU, 14-0	Oct. 22 at Shreveport
1933: LSU, 20-0	Oct. 21 at Shreveport
1934: LSU, 16-0	Oct. 20 at Shreveport
1935: LSU, 13-7	Oct. 19 at Shreveport
1936: LSU, 19-7	Oct. 24 at Shreveport
1947: Tie, 0-0	Jan. 1 at Dallas
1953: LSU, 9-8	Nov. 21 at Little Rock
1954: LSU, 7-6	Nov. 20 at Shreveport
1955: LSU, 13-7	Nov. 19 at Little Rock
1956: LSU, 21-7	Nov. 24 at Shreveport
1966: LSU, 14-7	Jan. 1 at Dallas
1992: UA, 30-6	Nov. 27 at Fayetteville
1993: UA, 42-24	Nov. 27 at Baton Rouge
1994: LSU, 30-12	Nov. 26 at Little Rock
1995: LSU, 28-0	Nov.