

INTRO
ROSTERS
LES MILES
COACHES
TIGERS
REVIEW

2006 LSU Football Schedule

DATE	OPPONENT	SITE	SERIES RECORD
Sept. 2	UL-Lafayette	Baton Rouge	LSU leads 20-0
Sept. 9	Arizona	Baton Rouge	LSU leads 2-0
Sept. 16	at Auburn	Auburn, Ala.	LSU leads 21-18-1
Sept. 23	Tulane	Baton Rouge	LSU leads 65-22-7
Sept. 30	Miss. State	Baton Rouge	LSU leads 63-33-3
Oct. 7	at Florida	Gainesville, Fla.	UF leads 27-22-3
Oct. 14	Kentucky	Baton Rouge	LSU leads 37-15-1
Oct. 21	Fresno State	Baton Rouge	First Meeting
Nov. 4	at Tennessee	at Knoxville, Tenn.	UT leads 20-5-3
Nov. 11	Alabama	Baton Rouge	UA leads 43-21-5
Nov. 18	Ole Miss	Baton Rouge	LSU leads 53-27-4
Nov. 24	at Arkansas	Little Rock, Ark.	LSU leads 32-17-2

2005 LSU Football Results

Overall Record: 11-2 | SEC Record: 7-1

Final National Rank: No. 5 USA Today Coaches No. 6 Associated Press

DATE	OPPONENT	RESULT	ATTENDANCE
Sept. 10	at #15 Arizona State (ESPN)	W, 35-31	63,210
Sept. 26	* #10/11 Tennessee (ESPN2)	L, 30-27 OT	91,986
Oct. 1	* at Miss. State (TigerVision)	W, 37-7	48,344
Oct. 8	* at Vanderbilt (ESPN2)	W, 34-6	37,309
Oct. 15	* #11/13 Florida (CBS)	W, 21-17	92,402
Oct. 22	* #15/16 Auburn (ESPN)	W, 20-17 OT	92,664
Oct. 29	North Texas (TigerVision)	W, 56-3	88,887
Nov. 5	Appalachian State (HC)	W, 24-0	91,414
Nov. 12	* at #3/4 Alabama (CBS)	W, 16-13 OT	81,018
Nov. 19	* at Ole Miss (ESPN2)	W, 40-7	59,543
Nov. 25	* Arkansas (CBS)	W, 19-17	92,127
SEC CHAMPIONSHIP GAME • ATLANTA • GEORGIA DOME			
Dec. 3	vs. #13 Georgia (CBS)	L, 34-14	73,717
CHICK-FIL-A PEACH BOWL • ATLANTA • GEORGIA DOME			
Dec. 30	vs. #10 Miami (ESPN)	W, 40-3	65,620



2006 LSU Spring Football Schedule

March

SUN.	MON.	TUES.	WED.	THURS.	FRI.	SAT.
			1	2	3	4 ^{MP} 2 p.m. Practice
5	6 ^P 3:30 p.m. Practice	7	8 ^P 3:30 p.m. Practice	9	10	11 ^M Practice
12	13 3:30 p.m. Practice	14	15 ^{MP} 3:30 p.m. Practice	16	17	18 ^M Practice
19	20 3:30 p.m. Practice	21	22 ^{MP} 3:30 p.m. Practice	23	24	25 ^M Practice
26	27 3:30 p.m. Practice	28	29 ^P 3:30 p.m. Practice	30 ^M Practice	31	1 ^{CP} SPRING GAME

^{MP} Coach Miles and Players Available for Interview After Practice

^M Coach Miles Available for Interview After Practice

^P Players Available for Interview After Practice

2006 Spring Game
April 1 • 1 p.m.
Tiger Stadium



Michael Bonnette
Sports Information Director
mbonnet@lsu.edu
(225) 241-4845



Brian Miller
Associate SID
bmiller@lsu.edu
(225) 939-0204

Credits

EDITOR: Michael Bonnette
ASSISTANT EDITORS: Brian Miller, Bill Martin
LAYOUT & DESIGN: Jason Feirman, Brandon Jantz
COVER DESIGN: Jason Feirman
PRODUCTION ASSISTANTS: Peter Hoang, Krystal Bennett

PHOTOGRAPHY
Steve Franz, Dennis Hodges, Rob Mushermeche,
Jason Feirman, Brad Messina

PRINTING
EBSCO Media - Birmingham, Ala.

The 2006 LSU Football Spring Media Guide was produced by the LSU Sports Information Office on Power Mac G4 using QuarkXpress 6.5 and Adobe Photoshop CS2.

© COPYRIGHT LSU ATHLETICS 2005.

LSUsports.net



media.lsusports.net (LSU Photos Online)

Media can now access images for all LSU athletics team, including action shots, head shots and logos. Contact Michael Bonnette or Brian Miller for a login and password to enter the site and retrieve photos. This service is for media only.

2006 LSU Spring Football Practice Media Guidelines

LSU's practices will take place at the Charles McClendon Practice Facility at the times listed above. LSU's Saturday practice schedule during spring training is TBA. Coach Miles and players will meet with the media at the indoor practice facility at the conclusion of practice on the days listed above. For a 3:30 p.m. practice, Coach Miles will meet with the media at approximately 5:30 p.m. with players to follow at 6 p.m. Player interview requests during the spring should be made to Michael Bonnette at mbonnet@lsu.edu at least one day in advance. LSU's practice policy will remain the same during the spring in that only the individual portion of the workout will be open to the media each day.



- INTRO
- ROSTERS
- LES MILES
- COACHES
- TIGERS
- REVIEW



ONE NATIONAL TITLE

12

FIRST-TEAM ALL-AMERICA SELECTIONS



Josh Reed
2001



Bradie James
2002



Chad Lavalais
2003



Stephen Peterman
2003



Corey Webster
2003, 2004



Skyler Green
2003, 2005



Marcus Spears
2004



Ben Wilkerson
2004



Kyle Williams
2005



Claude Wroten
2005



Bradie James
2002



Rodney Reed
2003



Rudy Niswanger
2005

3

National SCHOLAR-ATHLETES



Rodney Reed
First Team - 2002, 2003



Matt Mauck
Second Team - 2003



Rudy Niswanger
First Team - 2004, 2005

3

Academic ALL-AMERICAS



2 SEC CHAMPIONSHIPS



INTRO
ROSTERS
LES MILES
COACHES
TIGERS
REVIEW



2000 Peach Bowl
LSU 28, Georgia Tech 14



2002 Sugar Bowl
LSU 47, Illinois 34



2003 Cotton Bowl
Texas 35, LSU 20



2004 Sugar Bowl
LSU 21, Oklahoma 14



2005 Capital One Bowl
Iowa 30, LSU 25



2005 Chick-fil-A Peach Bowl
LSU 40, Miami 3




29 Tiger Stadium
CROWDS OF 90,000 OR MORE

6 Bowl Games



50 National TV
APPEARANCES



79 Football Graduates

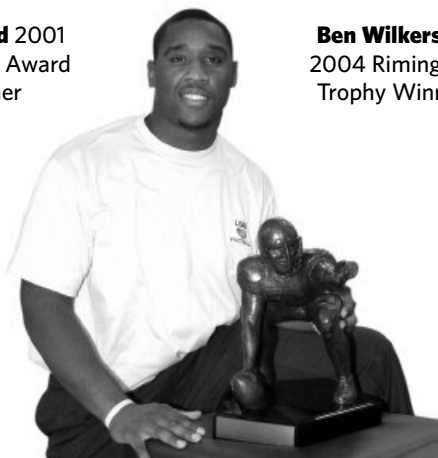
24 NFL
DRAFT PICKS



THREE National Award Winners



Josh Reed 2001 Biletnikoff Award Winner



Ben Wilkerson 2004 Rimington Trophy Winner



Rudy Niswanger 2005 Draddy & Wuerffel Trophy Winner

2006 Spring Rosters - Numerical/Alphabetical

INTRO
ROSTERS
LES MILES
COACHES
TIGERS
REVIEW

NO.	NAME	POS.	HT.	WT.	CL.	EXP.	HOMETOWN HS/COLLEGE
1	Brandon LaFell	WR	6-3	181	Fr.	RS	Houston, Texas (Lamar HS)
3	Craig Davis	WR	6-2	199	Sr.	3L	New Orleans, La. (O.P. Walker HS)
4	JaMarcus Russell	QB	6-6	252	Jr.	2L	Mobile, Ala. (Williamson HS)
6	Colt David	PK	5-9	182	So.	1L	Grapevine, Texas (Grapevine HS)
7	Ali Highsmith	LB	6-1	226	Jr.	2L	Miami, Fla. (Central HS)
7	Paul Rushing	WR	5-11	185	Fr.	SQ	Houston, Texas (Cypress Creek)
8	Trindon Holliday	RB	5-5	165	Fr.	HS	Zachary, La. (Northeast)
9	Early Doucet	WR	6-0	206	Jr.	2L	St. Martinville, La. (St. Martinville HS)
10	Quentin Leday	WR	6-1	180	Fr.	HS	Opelousas, La. (Opelousas)
11	Dominic Cooper	LB	6-4	225	Jr.	SQ	New Orleans, La. (O.P. Walker HS)
11	Ryan Perrilloux	QB	6-2	222	Fr.	RS	Reserve, La. (East St. John HS)
12	James Welker	QB	6-3	225	Jr.	SQ	Tarzana, Calif. (Notre Dame HS)
13	August Mangin	WR	5-10	200	Fr.	HS	Lewisville, Texas (Lewisville)
14	Jeremy Bunting	QB	5-11	195	So	SQ	Tioga, La. (Tioga HS)
14	Sammy Joseph	CB	5-11	185	Sr.	1L	New Orleans, La. (Shaw HS/ Colorado)
15	Matt Flynn	QB	6-3	228	Jr.	2L	Tyler, Texas (Robert E. Lee HS)
15	Keelen Robinson	DB	5-11	177	So.	SQ	Shreveport, La. (Captain Shreve HS)
16	Craig Steltz	S	6-2	203	Jr.	1L	New Orleans, La. (Archbishop Rummel HS)
17	Daniel Bobo	LB	6-0	192	Jr.	SQ	Pineville, La. (Pineville HS)
18	Jacob Hester	FB	6-0	232	Jr.	2L	Shreveport, La. (Evangel HS)
19	Jonathan Zenon	DB	6-0	179	Jr.	1L	Breaux Bridge, La. (Breaux Bridge HS)
21	Chevis Jackson	DB	6-0	189	Jr.	2L	Mobile, Ala. (St. Paul's HS)
21	Donnie Chaucer	RB	5-11	192	Jr.	SQ	Hammond, La. (St. Thomas Aquinas HS)
22	Alley Broussard	RB	6-0	237	Jr.	2L	Lafayette, La. (Acadiana HS)
23	Xavier Carter	WR	6-3	198	Jr.	2L	Palm Bay, Fla. (Palm Bay HS)
23	Renaldo Thompson	DB	5-10	178	Jr.	SQ	Shreveport, La. (Byrd HS)
24	Keron Gordon	S	6-1	203	Sr.	3L	Tampa, Fla. (Plant HS)
24	Sean Gaudet	PK	5-9	170	So.	HS	New Orleans, La. (Jesuit)
25	Justin Vincent	RB	5-10	219	Sr.	3L	Lake Charles, La. (Barbe HS)
26	Jared Fugate	FB	6-1	200	So.	HS	Brentwood, Tenn. (Brentwood)
26	Josh Stoltz	LB	5-11	200	Fr.	SQ	Kenner, La. (Rummel)
27	Josh McManus	WR	5-11	181	Jr.	HS	New Orleans, La. (Brother Martin HS)
27	Curtis Taylor	DB	6-3	199	So.	1L	Franklinton, La. (Franklinton HS)
28	R.J. Jackson	RB	6-0	205	Fr.	RS	Houston, Texas (Westside HS)
29	Chris Hawkins	DB	6-1	182	Fr.	RS	Walker, La. (Walker HS)
29	Chris Reed	PK	5-10	175	So.	HS	Covington, La. (Fountainbleau/Baylor)
30	LaRon Landry	FS	6-2	204	Sr.	3L	Ama, La. (Hahnville HS)
30	Paul Coryell	WR	5-11	185	Sr.	SQ	Baton Rouge, La. (Broadmoor)
31	Jessie Daniels	SS	5-11	203	Sr.	3L	Breaux Bridge, La. (Breaux Bridge HS)
32	Brandon Ledgister	RB	6-0	214	Jr.	SQ	Houston, Texas (Cy-Fair HS)
32	Allen Carey	FB	6-0	215	So.	HS	Plano, Texas (Plano East)
33	Jason Spadoni	LB	6-0	221	Sr.	3L	Kenner, La. (John Curtis HS)
34	Antonio Robinson	RB	6-1	206	Fr.	RS	Winnfield, La. (Winnfield HS)
35	Andre Boagni	PK	5-9	166	Sr.	SQ	Zachary, La. (Zachary HS)
35	Luke Sanders	LB	6-4	229	Jr.	1L	West Monroe, La. (West Monroe HS)
36	Patrick Fisher	P	6-5	241	Jr.	SQ	Hyattsville, Md. (DeMatha HS)
36	Josh Graham	SNP	5-11	185	Fr.	HS	Covington, La. (Covington)
37	Daniel Francis	DB	5-11	183	Sr.	3L	Port Barre, La. (Port Barre HS)
38	Brady Dalfrey	P	6-0	203	So.	SQ	Carencro, La. (Carencro HS)
39	Ryan Gaudet	PK	5-6	154	Sr.	2L	New Orleans, La. (Jesuit HS)
39	Carlos Rachel	WR	5-9	174	Jr.	SQ	New Orleans, La. (Shaw HS)
40	Shawn Jordan	FB	5-11	236	Jr.	1L	El Paso, Texas (Riverside HS)
40	Dustin Adams	LB	5-10	224	Sr.	SQ	Portland, Texas (Portland HS)
41	Chris Jackson	PK	5-11	174	Sr.	3L	River Ridge, La. (John Curtis HS)
42	Steven Korte	FB	6-1	237	So.	SQ	Mandeville, La. (Fontainebleau HS)
42	Micah Metrailer	LB	6-0	240	Jr.	SQ	Baton Rouge, La. (Central HS)
43	Harry Coleman	S	6-2	203	Fr.	RS	Baldwin, La. (West St. Mary HS)
44	Jacob Cantelli	LB	6-1	220	Jr.	HS	Baton Rouge, La. (Woodlawn)
45	Quinn Johnson	FB	6-2	224	So.	SQ	Edgard, La. (West St. John HS)
45	Joe McNulty	TE	6-3	225	Jr.	Trf.	Lafayette, La. (St. Thomas More/Air Force)
45	Anthony Zehyoue	LB	6-1	259	Jr.	SQ	Baton Rouge, La. (McKinley HS)
46	Josh Chauvin	LB	5-11	220	Jr.	HS	Houma, La. (Vandebilt Catholic)
47	Caleb Angelle	TE	6-2	195	Jr.	SQ	Breaux Bridge, La. (Breaux Bridge HS)

Alphabetical Roster

NO.	NAME	POS.
40	Dustin Adams	LB
91	Charles Alexander	DE
47	Caleb Angelle	TE
83	Kyle Anderson	TE
73	Will Arnold	OG
48	Darry Beckwith	LB
53	Jeremy Benton	LB
70	Ciron Black	OT
35	Andre Boagni	PK
17	Daniel Bobo	LB
22	Alley Broussard	RB
80	Dwayne Bowe	WR
86	Cody Brown	LB
14	Jeremy Bunting	QB
44	Jacob Cantelli	LB
32	Allen Carey	FB
23	Xavier Carter	WR
21	Donnie Chaucer	RB
46	Josh Chauvin	LB
87	Terrell Clayton	WR
81	Mit Cole	TE
43	Harry Coleman	S
11	Dominic Cooper	LB
30	Paul Coryell	WR
54	Jacob Cutrera	LB
38	Brady Dalfrey	P
31	Jessie Daniels	SS
6	Colt David	PK
3	Craig Davis	WR
60	Dave Davis	OL
55	Andrew Decker	OL
59	Leo Deselle	DT
61	Josh Dicharry	OL
72	Glenn Dorsey	DT
9	Early Doucet	WR
77	Peter Dyakowski	OT
99	Marlon Favorite	DT
36	Patrick Fisher	P
15	Matt Flynn	QB
58	Ace Foyil	LB
37	Daniel Francis	DB
26	Jared Fugate	FB
39	Ryan Gaudet	PK
24	Sean Gaudet	PK
24	Keron Gordon	S
36	Josh Graham	SNP
88	Donald Hains	DT
29	Chris Hawkins	DB
74	Brett Helms	OG
55	Coy Henderson	LB
18	Jacob Hester	FB
7	Ali Highsmith	LB
95	Lyle Hitt	DT
78	Paris Hodges	OT
8	Trindon Holliday	RB
66	Max Holmes	OL
21	Chevis Jackson	DB
41	Chris Jackson	PK
28	R.J. Jackson	RB

NO.	NAME	POS.	HT.	WT.	CL.	EXP.	HOMETOWN HS/COLLEGE
47	Tremaine Johnson	DE	6-2	270	So.	1L	Galena Park, Texas (Galena Park HS)
48	Darry Beckwith	LB	6-1	229	So.	1L	Baton Rouge, La. (Parkview Baptist HS)
49	Kirston Pittman	DE	6-4	254	Jr.	2L	Garyville, La. (East St. John HS)
50	Michael Ricks	LB	5-11	224	Sr.	SQ	Amite, La. (Oak Forest HS)
52	Ryan Willis	DE	6-3	270	Sr.	2L	New Orleans, La. (Holy Cross HS)
53	Jeremy Benton	LB	6-1	227	So.	SQ	Monroe, La. (Ouachita HS)
54	Jacob Cutrera	LB	6-4	225	Fr.	HS	Lafayette, La. (Acadiana)
55	Andrew Decker	OL	6-3	275	So.	TR	Holland, Ohio (St. John's HS/Toledo)
55	Coy Henderson	LB	6-1	215	Jr.	TR	Baton Rouge, La. (Parkview Bap./Miss. College)
58	Ace Foyil	LB	6-1	225	So.	Trf.	Mandeville, La. (Mandeville/Tulane)
58	Mathu Travis	DE	6-2	226	Jr.	SQ	Selma, Ala. (Dallas County HS)
59	Leo Deselle	DT	6-0	266	Sr.	SQ	New Orleans, La. (Archbishop Shaw HS)
60	Dave Davis	OL	6-1	273	Jr.	SQ	Shreveport, La. (Byrd HS)
61	Josh Dicharry	OL	6-2	300	Sr.	SQ	Gonzales, La. (East Ascension HS)
62	Robert Smith	OL	6-2	269	So.	SQ	Bossier City, La. (Airline HS)
63	Ryan Miller	C	6-6	302	So.	SQ	Lake Charles, La. (Barbe HS)
65	P.J. Zimmermann	SNP	6-2	245	So.	SQ	New Orleans, La. (Jesuit HS)
66	Max Holmes	OL	6-4	280	Fr.	RS	Baton Rouge, La. (Parkview Baptist HS)
67	Brandon Millen	OL	6-2	248	Fr.	RS	Bossier City, La. (Airline HS)
69	Garett Wibel	OG	6-3	287	Sr.	SQ	Metairie, La. (Rummel HS)
70	Ciron Black	OT	6-4	318	Fr.	RS	Tyler, Texas (Robert E. Lee HS)
71	Carnell Stewart	OL	6-4	294	Jr.	SQ	River Ridge, La. (John Curtis HS)
72	Glenn Dorsey	DT	6-2	284	Jr.	2L	Gonzales, La. (East Ascension HS)
72	Cole Louviere	OL	6-5	279	So.	SQ	River Ridge, La. (Archbishop Rummel HS)
73	Will Arnold	OG	6-4	322	Jr.	2L	Gloster, Miss. (Centreville Academy)
74	Brett Helms	OG	6-2	290	So.	1L	Stuttgart, Ark. (Stuttgart HS)
75	Brian Johnson	OT	6-4	297	Sr.	3L	Tallahassee, Fla. (Godby HS)
77	Peter Dyakowski	OT	6-5	294	Sr.	1L	Vancouver, Canada (Vancouver College)
78	Paris Hodges	OT	6-5	315	Sr.	SQ	Vacaville, Calif. (Vanden HS)
79	Herman Johnson	OT	6-7	339	So.	1L	Denton, Texas (Denton HS)
80	Dwayne Bowe	WR	6-3	217	Sr.	3L	Miami, Fla. (Norland HS)
81	Mit Cole	TE	6-4	260	Jr.	2L	Picayune, Miss. (Picayune Memorial HS)
83	Kyle Anderson	TE	6-5	266	Fr.	RS	The Woodlands, Texas (The Woodlands HS)
84	Al Jones	DE	6-3	233	Fr.	RS	New Orleans, La. (St. Augustine HS)
84	Andrew Wright	TE	6-7	280	Jr.	SQ	Lake Charles, La. (Barbe HS)
85	Doug Planchard	TE/C	6-3	281	Sr.	3L	Baton Rouge, La. (Catholic HS)
86	Cody Brown	LB	5-10	200	Fr.	HS	Baton Rouge, La. (Redemptorist)
87	Terrell Clayton	WR	5-9	170	Sr.	SQ	Shreveport, La. (C.E. Byrd HS)
88	Alonzo Manuel	TE	6-3	234	Sr.	SQ	Jennings, La. (Jennings HS)
88	Donald Hains	DT	5-11	254	Jr.	SQ	Diamondhead, Miss. (Hancock HS)
89	Keith Zinger	TE	6-4	259	Sr.	3L	Leesville, La. (Leesville HS)
89	Matt Lauden	DT	5-11	260	Fr.	SQ	Slidell, La. (Slidell)
90	Ricky Jean-Francois	DE	6-3	266	Fr.	RS	Miami, Fla. (Carol City HS)
91	Charles Alexander	DE	6-3	285	So.	SQ	Breaux Bridge, La. (Breaux Bridge HS)
92	Tim Washington	DE	6-3	265	So.	1L	Sugar Land, Texas (Dulles HS)
93	Tyson Jackson	DE	6-5	281	So.	1L	Edgard, La. (West St. John HS)
94	Chase Pittman	DE	6-4	265	Sr.	1L	Shreveport, La. (Evangel HS/Texas)
95	Lyle Hitt	DT	6-2	281	Fr.	RS	Baton Rouge, La. (Parkview Baptist HS)
99	Marlon Favorite	DT	6-1	291	So.	1L	Harvey, La. (West Jefferson HS)

Alphabetical Roster

NO.	NAME	POS.
93	Tyson Jackson	DE
90	Ricky Jean-Francois	DE
75	Brian Johnson	OT
79	Herman Johnson	OT
45	Quinn Johnson	FB
47	Tremaine Johnson	DE
84	Al Jones	DE
40	Shawn Jordan	FB
14	Sammy Joseph	CB
42	Steven Korte	FB
1	Brandon LaFell	WR
30	LaRon Landry	FS
89	Matt Lauden	DT
10	Quentin Leday	WR
32	Brandon Ledgister	RB
72	Cole Louviere	OL
13	August Mangin	WR
88	Alonzo Manuel	TE
27	Josh McManus	WR
45	Joe McNulty	TE
42	Micah Metrailler	LB
67	Brandon Millen	OL
63	Ryan Miller	C
11	Ryan Perrilloux	QB
94	Chase Pittman	DE
49	Kirston Pittman	DE
85	Doug Planchard	TE/C
39	Carlos Rachel	WR
29	Chris Reed	PK
50	Michael Ricks	LB
34	Antonio Robinson	RB
15	Keelen Robinson	DB
7	Paul Rushing	WR
4	JaMarcus Russell	QB
35	Luke Sanders	LB
62	Robert Smith	OL
33	Jason Spadoni	LB
16	Craig Steltz	S
71	Carnell Stewart	OL
26	Josh Stoltz	LB
27	Curtis Taylor	DB
23	Renaldo Thompson	DB
58	Mathu Travis	DE
25	Justin Vincent	RB
92	Tim Washington	DE
12	James Welker	QB
69	Garett Wibel	OG
52	Ryan Willis	DE
84	Andrew Wright	TE
45	Anthony Zehyoue	LB
19	Jonathan Zenon	DB
65	P.J. Zimmermann	SNP
89	Keith Zinger	TE

Pronunciation Guide

Players

70	Ciron BlackSuh-ron
35	Andre BoagniBo-ayn-ee
80	Dwayne BoweBo
22	Alley BroussardAl-ee Brew-sard
23	Xavier CarterZay-vee-er
8	Terrell Claytontuh-Rell
54	Jacob CutreraKuh-trear-uh
85	Brady DalfreyDal-free
6	Colt DavidDavid
59	Leo DeselleDis-ell
9	Early DoucetDoo-sett
77	Peter DyakowskiDye-uh-cow-ski

99	Marlon FavoriteFave-uh-right
39	Ryan GaudetGo-day
25	Sean GaudetGo-day
24	Keron GordonKuh-ron
21	Chevis JacksonShev-is
87	Ricky Jean-FrancoisGene Fran-swah
42	Steve KorteCourt
51	E.J. KualeKwah-lee
1	Brandon LaFellLuh-fell
30	LaRon LandryLuh-ron
62	Cole LouviereLoo-vee-air
57	Alonzo ManuelMan-you-ul
11	Ryan PerrillouxPair-uh-lew

49	Kirston PittmanKer-ston
69	Garett WibelWhy-bul
39	Anthony ZehyoueZaa-you
19	Jonathan ZenonZee-non

Coaches

Todd MonkenMunk-in
Bo PeliniPuh-lean-ee
Bradley Dale PevetoPee-vuh-toe
Stacy SearlesSuh-rules

- INTRO
- ROSTERS**
- LES MILES
- COACHES
- TIGERS
- REVIEW

Returning Starters

OFFENSE

80 Dwayne Bowe	FL	6-3	217	Sr.
3 Craig Davis	WR	6-2	199	Sr.
75 Brian Johnson	RT	6-4	297	Sr.
73 Will Arnold	LG	6-4	322	Jr.
4 JaMarcus Russell	QB	6-6	252	Jr.
89 Keith Zinger	TE	6-4	259	Sr.

DEFENSE

30 LaRon Landry	FS	6-2	204	Sr.
31 Jessie Daniels	SS	5-11	203	Sr.
94 Chase Pittman	DE	6-4	265	Sr.
21 Chevis Jackson	CB	6-0	189	Jr.
7 Ali Highsmith	LB	6-1	226	Jr.

SPECIALISTS

41 Chris Jackson	PK/P	5-11	174	Sr.
6 Colt Davis	PK	5-9	182	So.

Starters Lost

OFFENSE

71 Nate Livings	RG	6-5	295	Sr.
76 Andrew Whitworth	LT	6-7	325	Sr.
64 Rudy Niswanger	C	6-5	293	Sr.
44 Kevin Steltz	FB	5-9	240	Sr.
10 Joseph Addai	RB	6-0	214	Sr.

DEFENSE

98 Claude Wroten	DT	6-3	293	Sr.
95 Kyle Williams	DT	6-2	295	Sr.
90 Melvin Oliver	DE	6-3	274	Sr.
56 Kenneth Hollis	LB	6-0	235	Sr.
46 Cameron Vaughn	LB	6-4	237	Sr.
8 Ronnie Prude	CB	6-0	180	Sr.

Squad Breakdown

Team Information

Base Offense: Multiple
 Base Defense: 4-3

Letterwinners Returning

Offense: 17
 Defense: 20
 Specialty: 2
 Total: 39

Letterwinners Lost

Offense: 12
 Defense: 9
 Specialty: 0
 Total: 21

Starters Returning

Offense: 6
 Defense: 5
 Specialty: 2
 Total: 13

Starters Lost

Offense: 5
 Defense: 6
 Specialty: 0
 Total: 11



Ali Highsmith

Returning Statistics Leaders

RUSHING:	ATTEMPTS	YARDS	AVG.	TDS
* Alley Broussard	142	867	6.1	10
Justin Vincent	121	488	4.0	5

* Stats from 2004 season - missed 2005 season with knee injury

PASSING:	ATT.	COMP	INT.	TDS	YARDS	PCT.
JaMarcus Russell	311	188	9	15	2,443	60.5

RECEIVING:	REC.	YARDS	AVG.	AVG/GAME	TDS
Dwayne Bowe	41	710	17.3	59.2	9

TACKLES:	TOTAL	SOLO	ASST.	INT.	SACKS	TFL (YDS)
Ali Highsmith	36	39	75	0-0	4-36	9.5-43
LaRon Landry	42	27	69	3-42	1-10	4-17

Offense

X	3	Craig Davis	6-2	199	Sr.
-or-	9	Early Doucet	6-0	206	Jr.
	23	Xavier Carter	6-3	198	Jr.
LT	70	Ciron Black	6-4	318	Fr.-RS
	77	Peter Dyakowski	6-5	294	Sr.
LG	73	Will Arnold	6-4	322	Jr.
	79	Herman Johnson	6-7	339	So.
C	74	Brett Helms	6-2	290	So.
	63	Ryan Miller	6-6	302	So.
RG	75	Brian Johnson	6-4	297	Sr.
	78	Paris Hodges	6-5	315	Sr.
	59	Doug Planchard	6-3	281	Jr.
RT	77	Peter Dyakowski	6-5	294	Sr.
	71	Carnell Stewart	6-4	294	Jr.
-or-	78	Paris Hodges	6-5	315	Sr.
TE	89	Keith Zinger	6-4	259	Sr.
	81	Mit Cole	6-4	260	Jr.
Z	80	Dwayne Bowe	6-3	217	Sr.
	1	Brandon LaFell	6-3	181	Fr.-RS
	8	Trindon Holliday	5-5	165	Fr.
QB	4	JaMarcus Russell	6-6	252	Jr.
	15	Matt Flynn	6-3	228	Jr.
	11	Ryan Perrilloux	6-2	222	Fr.-RS
RB	22	Alley Broussard	6-0	237	Jr.
-or-	25	Justin Vincent	5-10	219	Sr.
	18	Jacob Hester	6-0	232	Jr.
FB	18	Jacob Hester	6-0	232	So.
	40	Shawn Jordan	5-11	236	Jr.

Defense

LE	93	Tyson Jackson	6-5	281	So.
	52	Ryan Willis	6-3	270	Sr.
LT	72	Glen Dorsey	6-2	284	Jr.
	99	Marlon Favorite	6-1	291	So.
RT	91	Charles Alexander	6-3	285	So.
	90	Ricky Jean-Francois	6-3	266	Fr.-RS
RE	94	Chase Pittman	6-4	265	Sr.
	47	Tremaine Johnson	6-2	270	So.
Buck	48	Darry Beckwith	6-1	229	So.
	7	Ali Highsmith	6-1	226	So.
Mike	35	Luke Sanders	6-4	229	So.
	54	Jacob Cutrera	6-4	225	Fr.
Will	7	Ali Highsmith	6-1	226	So.
	33	Jason Spadoni	6-0	221	Sr.
LCB	19	Jonathan Zenon	6-0	179	Jr.
	14	Sammy Joseph	5-11	185	Sr.
SS	31	Jessie Daniels	5-11	203	Sr.
	16	Craig Steltz	6-2	203	Jr.
FS	30	LaRon Landry	6-2	204	Sr.
	27	Curtis Taylor	6-3	199	So.
RCB	21	Chevis Jackson	6-0	189	So.
	37	Daniel Francis	5-11	183	Jr.

Specialists

PK	41	Chris Jackson (Long)	5-11	174	Jr.
-or-	6	Colt David (Short)	5-9	182	So.

P	41	Chris Jackson	5-11	174	Sr.
	36	Patrick Fisher	6-5	241	Jr.
	85	Brady Dalfrey	6-0	203	So.
SNP	65	P.J. Zimmerman	6-2	245	So.
-or-	67	Brandon Millen	6-2	248	Fr.-RS
HOLD	15	Matt Flynn	6-3	228	So.

INTRO

ROSTERS

LES MILES

COACHES

TIGERS

REVIEW



Les Miles

LSU FOOTBALL HEAD COACH

It was nothing short of remarkable what LSU coach Les Miles accomplished during his inaugural season with the Tigers in 2005. Consider that Miles led the Tigers to only the third 11-win season in school history, to a top five national ranking and a berth in the Southeastern Conference Championship Game despite numerous distractions that covered most of the months of September and October.

Then, with starting quarterback JaMarcus Russell out with an injury, Miles, along with backup quarterback Matt Flynn, guided the Tigers to the most impressive bowl win in school history, a 40-3 thrashing of ninth-ranked Miami in the Chick-fil-A Peach Bowl. The win over the Hurricanes in the Peach Bowl capped a season that saw the Tigers post an 11-2 overall mark and finish ranked No. 5 in the final USA Today/Coaches Poll and a No. 6 ranking in the Associated Press poll.

INTRO
ROSTERS
LES MILES
COACHES
TIGERS
REVIEW



These were certainly trying times for everyone in the state of Louisiana, but even more so for a football coach who now had his team carrying the banner for a state in need of a diversion.

To appreciate just how adverse the conditions that Miles and the Tigers had to overcome in 2005, you have to go back to late August and Hurricane Katrina, the first of two storms to devastate the state of Louisiana during the fall.

Days before LSU's originally scheduled season-opener against North Texas in Tiger Stadium, Hurricane Katrina blew ashore, packing tremendous winds, and turned the state, in particular New Orleans and southeastern Louisiana, upside down. Massive flooding followed in the wake of the storm as more than 30 LSU players had their families and their homes affected by the hurricane as Miles' first game in Tiger Stadium against North Texas was postponed. With the LSU campus serving as the recovery center for those sick, homeless and displaced due to Hurricane Katrina, football seemed to be the farthest thing from most people's minds. However, Miles was able to successfully manage a delicate situation, one that saw his team and coaching staff volunteer time to those in need, while still attempting to focus on football for at least two hours a day.

After a week of trying to minimize the distractions for a football team that had their apartments and dorms rooms filled with displaced family members and friends due to the storm, it appeared that the Tigers would finally get to play a home game, this time against 15th-ranked Arizona State.

However, just as the Tigers began to

prepare for the Sun Devils and the season-opener in Tiger Stadium, it was learned that the devastation to New Orleans is much greater than originally thought. With the Maravich Assembly Center on the LSU campus serving as what would become the largest field triage unit in United States history, it was mutually decided to move the LSU-Arizona State game to Tempe.

Still, with many in Louisiana under the distress of Hurricane Katrina, the Tigers were going to have to take to the desert to face a powerful offense in their first game of the season.

These were certainly trying times for everyone in the state of Louisiana, but even more so for a football coach who now had his team carrying the banner for a state in need of a diversion. LSU football had become a release for those consumed with the hurricane. LSU even re-stated its team goals, putting playing for the state of Louisiana at the top of the list.

The Tigers didn't disappoint as Miles and his LSU team used a 28-point fourth quarter rally to come back to beat Arizona State, 35-31, in Tempe.

Now with the Arizona State game behind them, it looked as if things for the LSU football team would gradually get back to normal as the Tigers now had a week off before facing Tennessee in Tiger Stadium on Sept. 24.

Then, the unthinkable happened. Another storm, this one named Rita, hit Southwest Louisiana, causing severe dam-

age to more homes, leaving thousands without electricity and displacing even more Louisianans. The combination of Hurricanes Katrina and Rita forced LSU to again shuffle its schedule. Instead of playing Tennessee on a Saturday night in Tiger Stadium, the Tigers would now be forced to face the Volunteers on a Monday night. An emotionally drained LSU team saw a 21-0 halftime lead evaporate into a 30-27 overtime loss against the Vols.

There was no coaching handbook for Miles to refer to when it came to dealing with the hurricanes and preparing a team

for competition during extreme adverse conditions. Miles was on his own, forced to navigate his LSU team through a treacherous stretch of games, while also being sympathetic to those still under the influence of the natural disasters.

With just five days between the Tennessee loss and the Mississippi State game, Miles and the Tigers were obviously dealt an unfair hand, however, he asked his team to respond and they did. The Mississippi State contest was the starting point for a stretch of games for the Tigers that saw LSU win nine straight games. The

The Les Miles File

BIRTHDATE: ...Nov. 10, 1953

HOMETOWN: ...Elyria, Ohio

WIFE:Kathy

CHILDREN: ...Kathryn "Smacker", Leslie Matthew "Manny", Benjamin, and Macy Grace

COLLEGE:Michigan, '76

EDUCATION:

Graduated from the University of Michigan in 1976 with a degree in economics.

PLAYING EXPERIENCE:

Two-year letterman at Michigan in 1974 and 1975. Played on two Big 10 Championship Teams as well as participating in the 1976 Orange Bowl. Earned all-state honors in football at Elyria High School in Ohio and also earned letters in baseball and wrestling.

COACHING EXPERIENCE:

Coached on six Big 10 championship teams and 10 bowl teams at Michigan. Coached offensive line at Colorado from 1982 to 1986 and on two Colorado teams that went to bowl games. Served as offensive coordinator at Oklahoma State from 1995-97. Spent three seasons coaching tight ends for the Dallas Cowboys before returning to OSU as head coach prior to the 2001 season.


- INTRO
- ROSTERS
- LES MILES**
- COACHES
- TIGERS
- REVIEW

Les Miles Year-by-Year

YEAR	TEAM	RECORD	BOWL	NOTES
Assistant Coach				
1980	Michigan	10-2	Rose	Big 10 Champions
1981	Michigan	9-3	Bluebonnet	Ranked No. 12
1982	Colorado	2-8-1		
1983	Colorado	4-7		
1984	Colorado	1-10		
1985	Colorado	7-5	Freedom	
1986	Colorado	6-6	Bluebonnet	
1987	Michigan	8-4	Hall of Fame	Ranked No. 19
1988	Michigan	9-2-1	Rose	Rose Bowl Champions
1989	Michigan	10-2	Rose	Big 10 Champions
1990	Michigan	9-3	Cotton	Cotton Bowl Champions
1991	Michigan	10-2	Rose	Big 10 Champions
1992	Michigan	9-0-3	Rose	Rose Bowl Champions
1993	Michigan	8-4	Hall of Fame	
1994	Michigan	8-4	Holiday	Holiday Bowl Champions
1995	Oklahoma State	4-8		
1996	Oklahoma State	5-6		
1997	Oklahoma State	8-4	Alamo	
1998	Dallas Cowboys	10-6		Divisional Champions
1999	Dallas Cowboys	8-8		
2000	Dallas Cowboys	5-11		

Head Coach

2001	Oklahoma State	4-7		
2002	Oklahoma State	8-5	Houston	Houston Bowl Champions
2003	Oklahoma State	9-4	Cotton	
2004	Oklahoma State	7-5	Alamo	
2005	LSU	11-2	Peach	SEC Western Division Champions
TOTAL	4 Seasons	39-23		



Miles vs. All Opponents

OPPONENT	RECORD	OPPONENT	RECORD
Appalachian State	1-0	North Texas	1-0
Alabama	1-0	Northern Iowa	1-0
Arizona State	1-0	Northwestern State	1-0
Arkansas	1-0	Ohio State	0-1
Auburn	1-0	Oklahoma	2-2
Baylor	4-0	Ole Miss	1-1
Colorado	1-1	SMU	3-0
Florida	1-0	Southern Miss	1-1
Georgia	0-1	Missouri State	1-0
Iowa State	1-1	Tennessee	0-1
Kansas	2-0	Texas	0-4
Kansas State	1-1	Texas A&M	2-2
Louisiana-Lafayette	1-0	Texas Tech	1-3
Louisiana Tech	1-1	Tulsa	1-0
Miami (Fla.)	1-0	UCLA	1-1
Mississippi State	1-0	Vanderbilt	1-0
Missouri	1-1	Wyoming	1-0
Nebraska	1-1	Total	39-23

37-7 win over the Bulldogs was followed by a 34-6 road victory over Vanderbilt as the Tigers had re-established themselves as one of the nation's elite on the football field. During what would be 11-consecutive weeks of play, the Tigers would post a win over Florida along with overtime victories against Auburn and Alabama. In all, the Tigers beat four teams ranked among the top 15 in the nation, a school record for regular season victories over ranked opponents.

After 10 straight weeks of play during the regular season, the Tigers had fashioned a 7-1 conference mark and a berth in the SEC title game.

Miles became the only coach in his first year in the SEC to lead his squad to the league's title game. He also became the first coach in LSU history to beat Alabama, Auburn and Florida in the same season.

Following a loss to Georgia in the league's title game, Miles and the Tigers re-grouped, this time to beat No. 9 Miami, 40-3, in the Chick-fil-A Peach Bowl. The win gave the Tigers 11 victories for the year, making Miles the winningest first-year coach in school history.

Miles, the 2002 Big 12 Conference Coach of the Year and former assistant with Michigan, Colorado and the Dallas Cowboys who built Oklahoma State into a force in the Big 12, became LSU's 32nd head football coach on Jan. 3, 2005.

In four short years, Miles turned the Oklahoma State football program into one

that was nationally competitive, despite competing in-state against one of the country's dominant programs.

Miles honed his head coaching skills at Oklahoma State. Under Miles' direction, the Cowboys were the only team in the nation to beat Oklahoma twice in the last four years, and he was also the first coach in Oklahoma State history to post wins over Nebraska and Oklahoma in the same season.

Miles led the Cowboys to three straight bowl appearances, an accomplishment Oklahoma State had not achieved since Jimmy Johnson started a string of three straight post-season games beginning in 1983. In addition, Oklahoma State's appearance in the Cotton Bowl to cap the 2003 season marked the first time in 55 years that the Cowboys appeared in a January bowl game.

Miles' success as a collegiate head coach has come by combining an explosive offensive system with that of a sound defense scheme. His last two years at Oklahoma State, Miles' offenses put up a total of 857 points for an average of 34.3 points per game.

Miles' college playing and coaching career includes experience under some of the most noted coaches in college football. At Michigan, he played for legendary coach Bo Schembechler and later served on Schembechler's staff. He also worked with Gary Moeller at Michigan and Bill McCartney at Colorado.

As head coach at Oklahoma State, he built a consistent winner out of a program that had recorded only one winning season since 1988, and had posted a record of 13-20 in the three years prior to his arrival at OSU. After going 4-7 in his first year as head coach in 2001, he took the Cowboys to consecutive winning marks of 8-5 in 2002, 9-4 in 2003 and 7-5 in 2004.

Miles led Oklahoma State to a four-year record of 28-21 for a winning percentage of 57.1, the best career winning percentage of an OSU coach since Jim Lookabaugh ended his career in Stillwater in 1949.

In 2004, Miles took Oklahoma State as high as No. 15 in the country with five wins to open the season. The 2004 season included road wins at UCLA, Colorado and Missouri, and the Cowboys never lost to a team outside of the top 25. In addition, his 2004 Cowboys ranked 12th in the nation in rushing, averaging 237 yards per game and Oklahoma State was among the national leaders in scoring offense with 32.3 points a contest.

Oklahoma State's 2003 season was highlighted by victories over eventual Big 12 Champion Kansas State and a bowl-bound Texas Tech squad. Miles and his Cowboys won seven straight in 2003 after a season opening loss at Nebraska and finished the season with back-to-back victories. The seven consecutive victories marked the longest winning streak by an Oklahoma State team since 1949 when the

Cowboys posted a perfect 9-0 record.

Miles' 2003 Oklahoma State team featured one NFL First Round Draft pick in wide receiver Rashaun Woods and second round selection in running back Tatum Bell as the Cowboy offensive attack featured both a 1,000-yard rusher (Bell) and a 1,000-yard receiver (Woods).

Miles was the 2002 Big 12 Conference Coach of the Year after directing his second Oklahoma State team to an 8-5 record and the school's first bowl appearance since 1997. In 2002, Miles' Cowboy offense set the school standard for passing offense (259 yards per game), while averaging 403.3 yards of offense per game, the fourth-highest total at the school.

The Cowboys, who averaged 34.4 points per game, closed the 2002 season with wins in six of their last seven games, including a 38-28 victory over then-No. 3 ranked Oklahoma in the regular-season finale. The Cowboys capped the 2002 season with a 33-23 win over Southern Miss in the Houston Bowl.

Prior to his tenure as head coach at Oklahoma State, Miles was the tight ends coach for the Dallas Cowboys for three seasons from 1998-2000. During his three years with the Cowboys, Dallas won one divisional title while participating in the playoffs twice. In Dallas, Miles learned of LSU and the charm of the school from tight end David LaFleur, who starred for the Tigers in the 1990s. In three years of

INTRO
ROSTERS
LES MILES
COACHES
TIGERS
REVIEW

Miles Career Head Coaching Record

2001 - Oklahoma State

RECORD: 4-7 (2-6 BIG XII, 5TH SOUTH)

Sept. 1	at Southern Miss	L	17-9
Sept. 8	Louisiana Tech	W	30-23
Sept. 22	at Texas A&M	L	21-7
Sept. 29	Northwestern State	W	24-0
Oct. 6	Missouri	L	48-31 3OT
Oct. 13	#11 Texas	L	45-17
Oct. 20	at Iowa State	L	28-14
Oct. 27	#25 Colorado	L	22-19
Nov. 10	Texas Tech	L	49-30
Nov. 17	at Baylor	W	38-22
Nov. 24	at #4 Oklahoma	W	16-13

2002 - Oklahoma State

RECORD: 8-5 (5-3 BIG XII, 4TH SOUTH)

Aug. 31	at Louisiana Tech	L	39-36
Sept. 7	Northern Iowa	W	45-10
Sept. 14	#23 UCLA	L	38-24
Sept. 21	SMU	W	52-16
Oct. 5	at #2 Texas	L	17-15
Oct. 12	at #19 Kansas State	L	44-9
Oct. 19	Nebraska	W	24-21
Nov. 2	Texas A&M	W	28-23
Nov. 9	at Texas Tech	L	49-24
Nov. 16	at Kansas	W	55-20
Nov. 23	Baylor	W	63-28
Nov. 30	#3 Oklahoma	W	38-28
HOUSTON BOWL • HOUSTON, TEXAS • RELIANT STADIUM			
Dec. 27	Southern Miss	W	33-23

2003 - Oklahoma State

RECORD: 9-4 (5-3 BIG XII, 3RD SOUTH)

Aug. 30	at Nebraska	L	17-7
Sept. 6	Wyoming	W	48-24
Sept. 13	SMS	W	42-3
Sept. 20	at SMU	W	52-6
Oct. 9	UL-Lafayette	W	56-3
Oct. 11	#22 Kansas State	W	38-34
#24 Oct. 18	Texas Tech	W	51-49
#19 Nov. 1	at Texas A&M	W	38-10
#15 Nov. 8	at #1 Oklahoma	L	52-9
#22 Nov. 16	#11 Texas	L	55-16
Nov. 23	Kansas	W	44-21
#24 Nov. 30	at Baylor	W	38-21
COTTON BOWL • DALLAS, TEXAS • COTTON BOWL STADIUM			
#22 Jan. 2	Ole Miss	L	31-28

2004 - Oklahoma State

RECORD: 7-5 (4-4 BIG XII, 5TH SOUTH)

Sept. 4	at UCLA	W	31-20
Sept. 11	Tulsa	W	38-21
#25 Sept. 18	SMU	W	59-7
#24 Oct. 2	Iowa State	W	36-7
#21 Oct. 4	at Colorado	W	42-14
#15 Oct. 16	Texas A&M	L	36-20
#21 Oct. 23	at Missouri	W	20-17
#20 Oct. 30	#2 Oklahoma	L	38-35
#19 Nov. 6	at #7 Texas	L	56-35
#24 Nov. 13	Baylor	W	49-21
#23 Nov. 23	at Texas Tech	W	44-21
ALAMO BOWL • SAN ANTONIO, TEXAS • ALAMO DOME			
Dec. 29	#19 Ohio State	L	33-7

2005 - LSU

RECORD: 10-2 (7-1 SEC, 1ST SEC WEST)

#3 Sept. 10	at #15 Arizona State	W	35-31
#4 Sept. 26	#10 Tennessee	L	30-27 OT
#4 Oct. 1	at Mississippi State	W	37-7
#11 Oct. 8	at Vanderbilt	W	34-6
#8 Oct. 15	#11 Florida	W	21-17
#7 Oct. 22	#15 Auburn	W	20-17 OT
#7 Oct. 29	North Texas	W	56-3
#6 Nov. 5	Appalachian State	W	24-0
#5 Nov. 12	at #3 Alabama	W	16-13 OT
#4 Nov. 19	at Ole Miss	W	40-7
#3 Nov. 25	Arkansas	W	19-17
SEC CHAMPIONSHIP GAME • ATLANTA • GEORGIA DOME			
#3 Dec. 3	#13 Georgia	L	34-14
CHICK-FIL-A PEACH BOWL • ATLANTA • GEORGIA DOME			
#9 Dec. 30	#10 Miami	W	40-3

coaching tight ends for the Cowboys, Miles' players combined for 136 receptions for 1,287 yards and 16 touchdowns. LaFleur, a former LSU All-America selection, had his best year under Miles in 1999, starting 16 games and catching 35 passes for 322 yards and seven touchdowns. Miles comes to LSU off of his second tour of duty with Oklahoma State. Before going to Dallas, Miles served as Oklahoma State's offensive coordinator for three seasons from 1995-97, including an 8-3 season and Alamo Bowl berth in 1997. Success has followed Miles at every stop of both his playing and professional career. He was a two-year letterman at Michigan (1974-75). During those two seasons, Michigan was a combined 18-3-2, had final Associated Press national rankings in the top 10 and participated in both the Rose

and Orange Bowls. He joined Bo Schembechler's Michigan coaching staff in 1980 for the first of two stints as a coach in Ann Arbor. In 1980 and 1981, Michigan combined for 19 wins and just five losses, won the Big 10 title in 1980 and played in the Rose and Bluebonnet Bowls, respectively. Miles left Michigan for Colorado, where he served on Bill McCartney's staff from 1982 through 1986. In his final two years at Colorado, the Buffs earned bids to the Freedom Bowl and Bluebonnet Bowl. In 1987, he returned to Michigan, where he would spend the next eight years as part of one of the most successful eras in Michigan football history. From 1987 to 1994, Michigan won 71 games, made eight straight bowl appearances, including four trips to the Rose Bowl, and finished no



Les and Kathy Miles have four children, Kathryn, Leslie Matthew, Benjamin and Macy Grace.

lower than No. 21 in final Associated Press national rankings. The 1989 Michigan squad finished 10-2, won the Big 10 championship and finished ranked No. 7 in the country. That would be Coach Bo Schembechler's final season as Michigan's head coach. When Gary Moeller took over the Michigan program prior to the 1990 season, Miles remained on the staff. The 1990 team finished 9-3, winning the Big 10 title and the Gator Bowl. The following season (1991),

Michigan finished 10-2 and with a No. 6 national ranking. Miles coached some of the best players to wear the Michigan uniform, including eight first-team All-Americans, 10 total All-Americans and 12 players from Wolverine offensive lines that were NFL draftees. Born November 10, 1953, Miles earned his degree in economics from Michigan in 1976. Les and Kathy Miles have four children, Kathryn, Leslie Matthew, Benjamin and Macy Grace.

- INTRO
- ROSTERS
- LES MILES
- COACHES**
- TIGERS
- REVIEW



Jimbo Fisher

Offensive Coordinator/Quarterbacks

One of the nation's top offensive minds, Jimbo Fisher enters his seventh season as LSU's offensive coordinator and quarterbacks coach. In six years with the Tigers, Fisher's offenses have re-written the LSU record books, while at the same time developing the reputation as being one of the most potent balanced units in the Southeastern Conference.

In six years with the Tigers, Fisher has guided Tiger offensive units that have set such school records as points in a season (475 in 2003), total yards (5,857 in 2003), and passing touchdowns (30 in 2003). Fisher's offenses currently hold 13 LSU school records.

Considered an expert in the passing game, LSU quarterback JaMarcus Russell thrived under Fisher's tutelage in 2005 as the sophomore passed for 2,443 yards and 15 touchdowns in leading the Tigers to the SEC title game. Four times in 2005, Russell led the Tigers to comeback wins in either the fourth quarter or overtime, which included a win over Alabama on the final play of the game.

Fisher and the Tigers didn't stop with the passing game in 2005, as running back Joseph Addai rushed for 911 yards and nine scores for the Tigers as LSU ranked among the best in the SEC in scoring (29.5 points per game) and total offense (374.1 yards per game).

Fisher's 2004 offense featured a running game that led the SEC in rushing as the Tigers, behind running backs Alley Broussard, Justin Vincent and Addai, averaged 193.8 yards per game.

Fisher's 2003 offense may have been the best from a production standpoint as the Tigers averaged 34 points per game on their way to scoring a school-record 475 points while also setting the school standard for total yards (5,857), first downs (298), completed passes (255) and passing touchdowns (30).

In all, LSU averaged 418 yards per contest as the Tigers took advantage of their skill position weapons in Michael Clayton, Devery Henderson and Skyler Green, who combined for 179 receptions, 2,459 yards and 27 touchdowns.

Quarterback Matt Mauck completed his LSU career with an 18-2 overall mark after guiding the Tigers to a 13-1 record and the national title in 2003. Mauck tossed a school-record 28 TD passes on his way to earning Second Team All-SEC honors for LSU.

In 2002, with a pair of first-time starters at quarterback in Mauck and Randall, Fisher guided an LSU offense to average 350 yards per contest and nearly 25 points per game. LSU scored 30 or more points seven times in 2002, including a school-record tying mark of six straight contests with at least 30 points during one stretch of the season.

In four years with the Tigers, Fisher has coached four LSU quarterbacks who have gone on to become NFL Draft picks - Josh Booty, Rohan Davey, Craig Nall and Mauck. In addition, under Fisher's guidance, the Tigers have had one First-Team All-SEC quarterback (Booty) and two Second-Team All-SEC selections (Davey and Mauck)

Perhaps Fisher's most impressive season with the Tigers came in 2001 as he developed Davey, then a first-time starter as well, into one of the nation's premier signal callers. In 2001, Davey set a total of six school-records during the regular-season and then broke another seven Sugar Bowl or LSU bowl records in the Tigers' 47-34 win over Illinois. For the year, Davey threw for a school-record 3,347 yards, while Josh Reed caught 94 passes for an SEC record 1,740 yards to give the Tigers two of the nation's most explosive players. Reed was named the winner of the Biletnikoff Award, the honor that goes to the nation's top wide receiver.

In 2001, LSU's offense set several school-records during the regular-season, including passing yards per game (298.5), total offense per game (451.5) and passing yards (3,578).

Fisher's two finest moments as LSU's offensive coordinator came during the 2001 season in a 35-21 win over Alabama and a 31-20 victory over second-ranked Tennessee in the SEC Championship game. Against Alabama, LSU set a school-record with 528 passing yards, the most-ever recorded against the Crimson Tide. Davey tied an SEC record with 540 yards of total offense in the game, while Reed set SEC records for receptions (19) and receiving yards (293).

In 2001 against Tennessee in the SEC Championship game, Fisher altered the Tiger game plan to better suit second team quarterback Mauck, who was forced into action in the first half due to an injury to Davey. Mauck took advantage of his rushing skills to leads the Tigers to a 31-20 win and the SEC title.

In the Sugar Bowl, the Tigers racked up a Sugar Bowl record 595 yards of total offense, including 444 through the air, in their win over Illinois. LSU also set a Sugar Bowl record with 34 first half points, including 27 in the second quarter.

For his efforts in 2001, Fisher was named a finalist for the Broyles Assistant Coach of the Year Award.

In his first year with the Tigers, Fisher's influence on quarterbacks Booty and Davey was nothing short of remarkable as Booty was named First Team All-SEC, while Davey earned Most Outstanding Offensive Player honors at the Peach Bowl. The First Team All-SEC honor for Booty marked the first time since 1989 that an LSU player earned all-league honors at quarterback.

Prior to joining the Tigers, Fisher engineered one of the nation's most potent offensive attacks at Cincinnati in 1999. Cincinnati finished the 1999 season ranked No. 16 in the nation in total offense with an average of 424.4 yards a contest (172.2 rushing, 252.2 passing).

Before joining the Cincinnati staff in 1999, Fisher served as the quarterbacks coach at Auburn under Terry Bowden from 1993-98 where he tutored record-setting quarterbacks Stan White, Patrick Nix and Dameyune Craig, who is the only 3,000-yard passer in Auburn history. He helped lead Auburn to appearances in the 1996 Outback, 1996 Independence and 1998 Peach Bowls.

Fisher, a native of Clarksburg, W. Va., also served as the offensive coordinator and quarterbacks coach at Samford for two years (1991-92) before joining the Auburn staff. He started his coaching career as a graduate assistant tutoring quarterbacks at Samford from 1988-90.

In college, Fisher played quarterback for Terry Bowden for three seasons, two at Salem College (1985-86) and one at Samford (1987). While at Samford he set the national record for touchdowns in a season with 34 and was named the Division III National Player of the Year that season. He also set 13 school passing and total offense records.

Following college, Fisher played for one season with the Chicago Bruisers of the Arena Football League in 1988.

Fisher, who graduated from Salem College in 1989, is married to the former Candi Coogler and the couple has two children, Trey (4) and Ethan (1).

The Fisher File

YEAR AT LSU: ...Seventh (appointed December 6, 1999)
 BIRTHDATE: Oct. 9, 1965, at Clarksburg, WV.
 WIFE: Candi Coogler
 CHILD: Trey (4), Ethan (1)
 HIGH SCHOOL: ... Liberty High
 COLLEGE: Salem College '89

COACHING EXPERIENCE

1988-90 Samford (graduate assistant/quarterbacks)
 1991-92 Samford (offensive coordinator/quarterbacks)
 1993-98 Auburn (quarterbacks)
 1999 Cincinnati (offensive coordinator/quarterbacks)
 2000- LSU (offensive coordinator/quarterbacks)

- INTRO
- ROSTERS
- LES MILES
- COACHES**
- TIGERS
- REVIEW



Bo Pelini

Defensive Coordinator

Bo Pelini, one of the most respected and innovative defensive minds in football, enters his second season as LSU's defensive coordinator. Pelini joined the Tiger staff in the spring of 2005 following a one-year stint at the University of Oklahoma.

Pelini made an immediate impact in his first year with the Tigers, taking over an LSU defense that ranked among the best in the nation the two previous years and making them even better. With an attacking style, Pelini's 2005 LSU defense ranked among the top 10 in the nation in four categories, including No. 3 national rankings in total defense (266.8 yards per game), scoring defense (14.2 points per game) and pass defense efficiency (96.3 rating). The Tigers also ranked No. 6 in the nation in total defense (91.5 yards per game).

Pelini's LSU defense allowed seven points or less six times, including holding Miami to only three points in the Peach Bowl. LSU's defense also held opponents out of the endzone in the first quarter 11 times in 13 games in 2005.

LSU's most dominating defensive performance came in the season-finale against Miami as the Tigers limited the Hurricanes to 153 yards of offense and only six first downs in the 40-3 victory. In the second half, the Hurricanes only mustered three yards of offense as they were held without a first down for the final two quarters.

In 2004, Pelini served as Oklahoma's co-defensive coordinator and defensive backs coach, helping the Sooners to the national championship game against Southern Cal.

In his only season with the Sooners, Oklahoma ranked sixth in the nation in rushing defense, allowing only 94 yards per game. The Sooners were 11th nationally in scoring, limiting opponents to just 16 points per contest in 2004.

Prior to his season with Oklahoma, Pelini spent the 2003 season as the defensive coordinator for 10-3 Nebraska. At Nebraska, Pelini led a Cornhusker defense that tied the school record with 47 turnovers. In addition, the Cornhuskers were No. 2 in the nation in takeaways and they led the nation in turnover margin at +1.77 per game.

Pelini's Nebraska defense also led the nation in pass efficiency defense (88.66 rating), ranked No. 2 in scoring defense (14.5 points per game), were No. 11 in passing yards per game (177.8 yards per game), and No. 11 in total defense (297.2 yards per game).

At the conclusion of the 2003 regular season, Pelini was promoted to interim head coach at Nebraska where he guided the Cornhuskers to a 17-3 win over Michigan State in the Alamo Bowl.

Pelini's coaching background includes nine years in the NFL coaching for the San Francisco 49ers, the New England Patriots and the Green Bay Packers. Pelini broke into the NFL in 1994 as assistant secondary coach for George Seifert and the 49ers. Originally hired as a scouting assistant, Pelini was quickly promoted to defensive backs coach in the spring of 1994. It's a position he held until moving to the Patriots for the 1997 season.

As a member of the Patriots staff, Pelini coached the linebackers under head coach Pete Carroll. Pelini helped the Patriots go 27-21 over a three-year period with the club making the playoffs twice. Pelini's efforts were highlighted with a Pro Bowl appearance by Chris Slade in 1997, the first Patriot linebacker to be named All-Pro since 1989.

After three years with the Patriots, Pelini moved to the Packers, coaching linebackers for three seasons. In three years in Green Bay, the Packers posted a 33-15 record and advanced to the playoffs all three years.

In 2002, the Packer defense ranked fourth in the NFL in pass defense, allowing 188.4 yards per game.

Pelini got his start in coaching in 1991, serving as a graduate assistant coach at Iowa. From there he moved into the high school ranks, serving as quarterbacks coach at Cardinal Mooney High School in Youngstown, Ohio in 1993 before taking the leap to the 49ers.

As a player, Pelini was a standout free safety at Ohio State, earning four letters from 1987-90. He helped the Buckeyes to a 15-8 record over his final two seasons. He was a three-time selection to the Academic All-Big Ten team. He played in two bowl games during his collegiate career, appearing in the Hall of Fame Bowl in January of 1990 and the Liberty Bowl in December of 1990.

Pelini is a 1990 graduate of Ohio State. He and his wife, Mary Pat, have one son, Patrick, and two daughters, Kathryn and Caralyn.

The Pelini File

YEAR AT LSU:First
 BIRTHDATE:December 13, 1967, in Youngstown, Ohio
 WIFE:Mary Pat
 CHILDREN:Patrick, Kathryn and Caralyn
 HIGH SCHOOL:Cardinal Mooney
 COLLEGE:Ohio State, '90

COACHING EXPERIENCE

1991Iowa (graduate assistant)
 1993Cardinal Mooney High School (quarterbacks)
 1994-96San Francisco 49ers (defensive backs)
 1997-99New England Patriots (linebackers)
 2000-02Green Bay Packers (linebackers)
 2003Nebraska (defensive coordinator, interim head coach for Alamo Bowl)
 2004Oklahoma (co-defensive coordinator, defensive backs)
 2005-LSU (defensive coordinator)

INTRO

ROSTERS

LES MILES

COACHES

TIGERS

REVIEW

Tracking the Tigers

WEEK	AP	COACHES	HARRIS	BCS
Preseason	5	6	--	--
Sept. 6	5	5	--	--
Sept. 11	3	3	--	--
Sept. 18	3	3	--	--
Sept. 25	4	4	5	--
Oct. 2	11	11	12	-
Oct. 9	10	8	10	--
Oct. 16	7	7	7	6
Oct. 23	7	7	8	8
Oct. 30	6	6	7	8
Nov. 6	5	5	5	7
Nov. 13	4	4	4	5
Nov. 20	3	3	3	4
Nov. 27	3	3	4	4
Dec. 4	10	10	10	12
Jan. 8	6	5	No poll	No poll

Associated Press Poll

RK.	TEAM	REC.	POINTS
1	Texas(65)	13-0	1,625
2	USC	12-1	1,560
3	Penn State	11-1	1,484
4	Ohio State	10-2	1,428
5	West Virginia	11-1	1,325
6	LSU	11-2	1,314
7	Virginia Tech	11-2	1,197
8	Alabama	10-2	1,081
9	Notre Dame	9-3	1,019
10	Georgia	10-3	994
11	TCU	11-1	937
12	Florida	9-3	817
13	Oregon	10-2	817
14	Auburn	9-3	799
15	Wisconsin	10-3	786
16	UCLA	10-2	778
17	Miami	9-3	589
18	Boston College	9-3	545
19	Louisville	9-3	410
20	Texas Tech	9-3	359
21	Clemson	8-4	339
22	Oklahoma	8-4	329
23	Florida State	8-5	232
24	Nebraska	8-4	128
25	California	8-4	45

USA Today/Coaches Poll

RK.	TEAM	REC.	POINTS
1	Texas(62)	13-0	1,550
2	USC	12-1	1,483
3	Penn State	11-1	1,421
4	Ohio State	10-2	1,357
5	LSU	11-2	1,281
6	West Virginia	11-1	1,235
7	Virginia Tech	11-2	1,176
8	Alabama	10-2	1,066
9	TCU	11-1	914
10	Georgia	10-3	900
11	Notre Dame	9-3	866
12	Oregon	10-2	837
13	UCLA	10-2	774
14	Auburn	9-3	760
15	Wisconsin	10-3	739
16	Florida	9-3	718
17	Boston College	9-3	584
18	Miami	9-3	558
19	Texas Tech	9-3	422
20	Louisville	9-3	342
21	Clemson	8-4	310
22	Oklahoma	8-4	274
23	Florida State	8-5	209
24	Nebraska	8-4	109
25	California	8-4	68

Tigers Close Out 2005 with 40-3 Win Over Miami In Chick-fil-A Peach Bowl

LSU (11-2 overall, 7-1 SEC) closed out its first season under Les Miles with a 40-3 victory over ninth-ranked Miami in the Chick-fil-A Peach Bowl. The 37-point victory marked the largest for LSU in a bowl game. The margin of victory also marked the worst defeat for the Hurricanes in a bowl game in school history. Matt Flynn, subbing for an injured JaMarcus Russell, was named the game's offensive MVP after throwing for 196 yards and 2 touchdowns. Joseph Addai, playing in his final game as a Tiger, ran for 130 yards and a score, while Jacob Hester added 70 yards and a touchdown. Defensively, the Tigers held the Hurricanes to only 153 yards of offense, which included just three net yards and no first downs in the second half. LSU defensive end Melvin Oliver earned MVP on the defensive side of the football after recording five tackles, two tackles for losses and a sack in the victory.

Tigers Win West, Fall To Georgia In SEC Title Game

LSU won the SEC Western Division in 2005, tying a school-record with seven league victories. LSU posted a 7-1 overall league mark and faced Georgia in the SEC Championship Game, where the Bulldogs posted a 34-14 win over the Tigers. The game against Georgia marked the third time the Tigers have played in the SEC title game. LSU's other SEC Championship Game appearances came in 2001 (def. Tennessee, 31-20) and in 2003 (def. Georgia, 34-13). LSU is 2-1 all-time in SEC Championship Games.

Tigers Finish Year Ranked No. 5 In Nation In USA Today Coaches Poll

With its 40-3 win over Miami in the Peach Bowl, LSU capped its first season under Les Miles ranked No. 5 in the nation in the USA Today Coaches poll and No. 6 in the Associated Press poll. The No. 5 ranking in the coaches poll is the second-highest for LSU, behind the No. 1 final ranking during the national championship season in 2003.

LSU's 11 Wins Rank As Second-Best Total In School History

LSU's 11 wins during the 2005 season ranks as the second-highest total in school history, trailing only the 13 victories by the national championship team in 2003. Only three times in school history have the Tigers won at least 11 games in a year - 1958, 2003 and 2005. The 1958 team won the national title with an 11-0 mark.

Miles Is Winningest First-Year Coach in LSU History

By leading the Tigers to 11 wins in his first year, LSU's Les Miles became the winningest first-year coach in school history. The 11 wins for Miles was one better than the 10 victories posted by Mike Archer during his first year with LSU in 1986.

Miles Makes History

First-year LSU coach Les Miles made history in 2005 as he became the only coach in school history to beat Florida, Auburn and Alabama in the same season. LSU beat Florida 21-17 on Oct. 15, then followed that with a 20-17 overtime win over Auburn a week later. The 16-13 overtime win over Alabama clinched the feat for Miles.

Miles Makes History Part II

LSU coach Les Miles was the first coach in SEC history to lead his team to the SEC Championship Game in his first year in the league.

Tigers Make 37th Bowl Appearance

LSU made its 37th bowl appearance when they faced Miami in the Chick-fil-A Peach Bowl. The 37 bowl appearances ranks ninth nationally. LSU ranks fourth in the SEC in bowl appearances, trailing Alabama (53), Tennessee (45) and Georgia (41).

LSU Played In A Bowl Game For Sixth Straight Year

With its appearance in the Chick-fil-A Peach Bowl, LSU played in a bowl game for the sixth straight season, which marks the longest streak in school history. LSU's 6-year bowl streak started with the 2000 Peach Bowl, a 28-14 win over Georgia Tech. Since then, the Tigers have appeared in the Sugar Bowl (2001 and 2003 seasons), Cotton Bowl (2002 season), the Capital One Bowl (2004 season) and the Chick-fil-A Peach Bowl (2005).

Wroten, Williams and Green Are First-Team All-Americans

LSU defensive tackles Claude Wroten and Kyle Williams, along with return specialists Skyler Green, were all named First-Team All-Americans in 2005. Wroten was named First-Team All-America by Collegefootballnews.com, while Williams and Green were on the Rivals.com All-America list. The following is a list of LSU's All-America selections in 2005:

PLAYER	POSITION	PUBLICATION (TEAM)
Claude Wroten	DT	Collegefootballnews.com (First Team)
Kyle Williams	DT	Rivals.com (First Team)
		Walter Camp Foundation (Second Team)
		Associated Press (Second Team)
		Collegefootballnews.com (Second Team)
Skyler Green	RS	Rivals.com (First Team)
Andrew Whitworth	OT	Walter Camp Foundation (Second Team)
		Associated Press (Third Team)
LaRon Landry	FS	Associated Press (Third Team)
		Rivals.com (Second Team)

INTRO
ROSTERS
LES MILES
COACHES
TIGERS
REVIEW

Rudy Niswanger Becomes Most Decorated Student-Athlete In School History

By picking up national awards in the Draddy Trophy and the Wuerffel Trophy, along with being named the SEC Scholar-Athlete of Year in football, center Rudy Niswanger became the most decorated student-athlete in school history. Niswanger is the first player in LSU history to be named the recipient of the Draddy Trophy, known as the Academic Heisman. In addition, Niswanger became the inaugural recipient of the Wuerffel Trophy, which goes to the college football player who best combines exemplary community service with outstanding academic and athletic achievement. The award is named after former Heisman Trophy winner Danny Wuerffel. Niswanger, who opted to return to LSU for his senior season of football this year, graduated in May with a 4.0 grade point average in kinesiology with emphasis on pre-medicine. He graduated with honors, receiving the University Medal as well as graduating Summa Cum Laude. Niswanger has already been accepted to LSU Medical School in Shreveport after scoring a 33 on the MCAT, which placed him among the top eight percent in the nation.

Niswanger Repeats As First-Team Academic All-America

LSU C Rudy Niswanger became only the second two-time First-Team Academic All-America in school history when he was named to the ESPN the Magazine squad this year. Niswanger graduated last May with a 4.0 in pre-medicine. Niswanger joins Rodney Reed as the only two-time First-Team Academic All-America selections in school history. Reed was named to the team in 2002 and 2003.

Four Tigers Named First Team All-SEC By The League's Coaches

Four LSU players were named first-team All-SEC by the league's coaches. Among the first teamers for the Tigers include OT Andrew Whitworth, DT Claude Wroten, FS LaRon Landry and RS Skyler Green. Second-team selections for the Tigers include OG Will Arnold, C Rudy Niswanger and DT Kyle Williams. Green was named the SEC Special Teams Player of the Year, while Niswanger was honored with the SEC's Scholar-Athlete of the Year award. In addition, DL Tyson Jackson was named to the Freshman All-SEC team.

AP Honors Three Tigers

Three members of the LSU squad were named first team All-SEC by the Associated Press. The three AP first team All-SEC selections include OT Andrew Whitworth, DT Claude Wroten and DT Kyle Williams. C Rudy Niswanger, RS Skyler Green and FS LaRon Landry were named second-team All-SEC. QB JaMarcus Russell and OG Nate Livings earned honorable mention all-conference by the media organization.

Tigers Go Undefeated On Road For Second Time in Three Years

LSU's win over Ole Miss gave the Tigers a perfect 5-0 mark on the road this year. It's the second undefeated season on the road for the Tigers in three years. LSU was 5-0 on the road during the national championship season of 2003. Prior to 2003, the last time an LSU team went undefeated on the road came in 1997 when the Tigers were 4-0.

LSU Defense Ranks Among Top 10 In Nation In Four Categories

LSU's defensive unit was among the best in the nation in 2005 as the Tigers were ranked in the top 10 nationally in four categories. LSU was No. 3 nationally in scoring defense (14.2 points per game), No. 3 in total defense (266.8 yards per game), No. 3 in pass defense efficiency (96.3 rating) and No. 6 in rushing defense (91.5 yards per game). The Tigers were also No. 11 in the nation in pass defense (169.6 yards per game).

Whitworth Caps Career With SEC Record 52 Straight Starts On O-Line

LSU OT Andrew Whitworth capped his career by starting in an SEC record 52 straight games on the offensive line for the Tigers. The 52 consecutive starts also ranks second in the NCAA history, trailing the 53 set by Oklahoma defensive back Derrick Strait. Whitworth is the only player in LSU history to start and play in over 50 games in a career.

Addai Finishes Career Ranked No. 5 In School History With 2,557 Yards

With 130 yards against Miami, LSU RB Joseph Addai finished his career with 2,557 yards rushing, which ranks fifth in school history.

LSU Has Second-Best Record In SEC Over Last 6 Seasons

LSU's record of 59-18 over the last 6 seasons is the second-best record in the SEC during that span. Only Georgia, who has a 60-17 mark over that span, has a better 5-year record than LSU. The following is a look at how teams in the SEC rank by wins over the last 5 years:

TEAM	W-L	BOWLS (INCLUDING 2005 BOWL SEASON)
Georgia	60-17	6
LSU	59-18	6
Auburn	55-21	6
Florida	52-23	6
Tennessee	51-24	5
So. Carolina	40-31	3
Arkansas	40-33	4
Alabama	40-33	4
Ole Miss	37-33	3
Miss. State	22-47	1
Kentucky	20-48	0
Vanderbilt	16-52	0

2005 SEC Standings

Eastern Division

TEAM	SEC	PCT.	OVERALL
Georgia	6-2	.750	10-3
Florida	5-3	.625	9-3
South Carolina	5-3	.625	7-5
Tennessee	3-5	.375	5-6
Vanderbilt	3-5	.375	5-6
Kentucky	2-6	.250	3-8

Western Division

TEAM	SEC	PCT.	OVERALL
LSU	7-1	.875	11-2
Auburn	7-1	.875	9-2
Alabama	6-2	.750	9-2
Arkansas	2-6	.250	4-7
Ole Miss	1-7	.125	3-8
Miss. State	1-7	.125	3-8

SEC in the Bowls

FRIDAY, DEC. 30

Independence Bowl

Missouri def. South Carolina, 38-31 (ESPN)

Chick-Fil-A Peach Bowl

LSU def. Miami (Fla.), 40-3 (ESPN)

MONDAY, JAN. 2

AT&T Cotton Bowl

Alabama def. Texas Tech, 13-10 (FOX)

Outback Bowl

Iowa vs. Florida def. Iowa, 31-24 (FOX)

Capital One Bowl

Wisconsin def. Auburn, 24-10 (ABC)

Nokia Sugar Bowl

West Virginia def. Georgia, 38-35 (ABC)

2005 Final Statistics

INTRO

ROSTERS

LES MILES

COACHES

TIGERS

REVIEW

2005 LSU Football Results

Overall Record: 11-2 SEC Record: 7-1

DATE	OPPONENT	RESULT	ATTENDANCE
Sept. 10	at #15 Arizona State (ESPN)	W, 35-31	63,210
Sept. 26	* #10/11 Tennessee (ESPN2)	L, 30-27 OT	91,986
Oct. 1	* at Miss. State (TigerVision)	W, 37-7	48,344
Oct. 8	* at Vanderbilt (ESPN2)	W, 34-6	37,309
Oct. 15	* #11/13 Florida (CBS)	W, 21-17	92,402
Oct. 22	* #15/16 Auburn (ESPN)	W, 20-17 OT	92,664
Oct. 29	North Texas (TigerVision)	W, 56-3	88,887
Nov. 5	Appalachian State (HC)	W, 24-0	91,414
Nov. 12	* at #3/4 Alabama (CBS)	W, 16-13 OT	81,018
Nov. 19	* at Ole Miss (ESPN2)	W, 40-7	59,543
Nov. 25	* Arkansas (CBS)	W, 19-17	92,127
SEC CHAMPIONSHIP GAME			
Dec. 3	vs. #13 Georgia (CBS)	L, 34-14	73,717
CHICK-FIL-A PEACH BOWL			
Dec. 30	vs. #9 Miami (ESPN)	W, 40-3	65,620

Team Statistics

	LSU	OPP				
SCORING						
Points Per Game	29.5	14.2				
FIRST DOWNS						
Rushing	118	63				
Passing	119	101				
Penalty	18	29				
RUSHING YARDAGE						
Yards gained rushing	2353	1649				
Yards lost rushing	402	459				
Rushing Attempts	509	402				
Average Per Rush	3.8	3.0				
Average Per Game	150.1	91.5				
TDs Rushing	21	8				
PASSING YARDAGE						
	2912	2279				
Att-Cmp-Int	360-216-10	431-204-10				
Average Per Pass	8.1	5.3				
Average Per Catch	13.5	11.2				
Average Per Game	224.0	175.3				
TDs Passing	22	12				
TOTAL OFFENSE						
	4863	3469				
Total Plays	869	833				
Average Per Play	5.6	4.2				
Average Per Game	374.1	266.8				
KICK RETURNS: #-YARDS						
	24-409	43-760				
PUNT RETURNS: #-YARDS						
	29-410	14-80				
INT RETURNS: #-YARDS						
	10-124	10-95				
KICK RETURN AVERAGE						
	17.0	17.7				
PUNT RETURN AVERAGE						
	14.1	5.7				
INT RETURN AVERAGE						
	12.4	9.5				
FUMBLES-LOST						
	20-13	21-4				
PENALTIES-YARDS						
	108-907	86-610				
Average Per Game	69.8	46.9				
PUNTS-YARDS						
	63-2575	90-3605				
Average Per Punt	40.9	40.1				
Net punt average	39.0	35.1				
TIME OF POSSESSION/GAME ^{31:32}						
	28:28					
3RD-DOWN CONVERSIONS						
	66/169	55/195				
3rd-Down Pct.	39%	28%				
4TH-DOWN CONVERSIONS						
	8/11	7/17				
4th-Down Pct.	73%	41%				
SACKS BY-YARDS						
	38-284	26-263				
MISC YARDS						
	22	22				
TOUCHDOWNS SCORED						
	48	21				
FIELD GOALS-ATTEMPTS						
	14-24	13-25				
PAT-ATTEMPTS						
	45-46	18-18				
ATTENDANCE						
Games/Avg Per Game	6/91580	5/57885				
Neutral Site Games	2/69668					
SCORE BY QUARTERS						
	1st	2nd	3rd	4th	OT	Total
LSU	73	99	81	118	12	383
Opponents	30	40	45	61	9	185



Dwayne Bowe

Individual Statistics

RUSHING	G	Att	Gain	Loss	Net	Avg	TD	Lng	Avg/G
Joseph Addai	13	187	941	30	911	4.9	9	30	70.1
Justin Vincent	13	121	521	33	488	4.0	5	37	37.5
Shyrone Carey	10	59	251	17	234	4.0	2	23	23.4
Skyler Green	13	16	132	6	126	7.9	0	41	9.7
Jacob Hester	13	25	114	0	114	4.6	2	21	8.8
Matt Flynn	9	12	93	49	44	3.7	0	23	4.9
Xavier Carter	10	4	40	13	27	6.8	1	36	2.7
Steve Korte	6	9	25	0	25	2.8	0	4	4.2
Chris Jackson	13	2	12	2	10	5.0	0	12	0.8
Early Doucet	12	1	5	0	5	5.0	0	5	0.4
Kevin Steltz	13	2	4	0	4	2.0	0	3	0.3
Craig Steltz	13	1	3	0	3	3.0	0	3	0.2
TEAM	7	9	-3	15	-18	-2.0	0	0	-2.6
JaMarcus Russell	12	61	215	237	-22	-0.4	2	22	-1.8
Total	13	509	2353	402	1951	3.8	21	41	150.1
Opponents	13	402	1649	459	1190	3.0	8	74	91.5

PASSING	G	Effic	Att-Cmp-Int	Pct	Yds	TD	Lng	Avg/G
JaMarcus Russell	12	136.56	311-188-9	60.5	2443	15	50	203.6
Matt Flynn	9	180.18	48-27-1	56.2	457	7	55	50.8
Chris Jackson	13	200.80	1-1-0	100.0	12	0	12	1.0
Total	13	142.56	360-216-10	60.0	2912	22	55	224.0
Opponents	13	96.30	431-204-10	47.3	2279	12	66	175.3

RECEIVING	G	No	Yds	Avg	TD	Long	Avg/G
Dwayne Bowe	12	41	710	17.3	9	44	59.2
Craig Davis	11	35	559	16.0	2	51	50.8
Skyler Green	13	32	268	8.4	0	29	20.6
Early Doucet	12	26	389	15.0	5	40	32.4
Joseph Addai	13	20	180	9.0	1	43	13.8
Bennie Brazell	13	13	292	22.5	3	55	22.5
David Jones	12	12	146	12.2	0	26	12.2
Jacob Hester	13	11	63	5.7	0	15	4.8
Justin Vincent	13	9	61	6.8	0	26	4.7
Keith Zinger	12	7	104	14.9	1	22	8.7
Xavier Carter	10	4	86	21.5	1	49	8.6
Shyrone Carey	10	4	36	9.0	0	13	3.6
Ronnie Prude	13	1	12	12.0	0	12	0.9
Mit Cole	4	1	6	6.0	0	6	1.5
Total	13	216	2912	13.5	22	55	224.0
Opponents	13	204	2279	11.2	12	66	175.3

PUNT RETURNS	No	Yds	Avg	TD	Long
Skyler Green	27	359	13.3	1	66
Jacob Hester	1	11	11.0	0	0
Shyrone Carey	1	11	11.0	0	11
Craig Steltz	0	29	0.0	1	29
Total	29	410	14.1	2	66
Opponents	14	80	5.7	0	20



LaRon Landry

INTERCEPTIONS	No	Yds	Avg	TD	Long
LaRon Landry	3	42	14.0	0	22
Chevis Jackson	1	10	10.0	0	10
Jessie Daniels	1	0	0.0	0	0
Ronnie Prude	1	0	0.0	0	0
Jonathan Zenon	2	47	23.5	0	32
Kenneth Hollis	1	3	3.0	1	3
Craig Steltz	1	22	22.0	0	22
Total	10	124	12.4	1	32
Opponents	10	95	9.5	1	27

KICK RETURNS	No	Yds	Avg	TD	Long
Skylar Green	18	355	19.7	0	40
Shawn Jordan	2	22	11.0	0	11
Joseph Addai	1	12	12.0	0	12
Xavier Carter	1	8	8.0	0	8
Jason Spadoni	1	7	7.0	0	7
Jacob Hester	1	5	5.0	0	5
Total	24	409	17.0	0	40
Opponents	40	721	18.0	0	81

FUMBLE RETURNS	No	Yds	Avg	TD	Long
Ali Highsmith	1	22	22.0	1	22
Mario Stevenson	0	0	0.0	1	0
Total	1	22	22.0	2	22
Opponents	3	22	7.3	0	9

SCORING	TD	FGs	Kick	[----- PATS -----]				DXP	Saf	Points
				Rush	Rcv	Pass				
Joseph Addai	10	0-0	0-0	0-0	0	0-0	0	0	60	
Colt David	0	4-5	45-46	0-0	0	0-0	0	0	57	
Dwayne Bowe	9	0-0	0-0	0-0	0	0-0	0	0	54	
Early Doucet	5	0-0	0-0	0-0	1	0-0	0	1	34	
Chris Jackson	0	10-19	0-0	0-0	0	0-0	0	0	30	
Justin Vincent	5	0-0	0-0	0-0	0	0-0	0	0	30	
Bennie Brazell	3	0-0	0-0	0-0	0	0-0	0	0	18	
Shyrone Carey	2	0-0	0-0	0-0	0	0-0	0	0	12	
Xavier Carter	2	0-0	0-0	0-0	0	0-0	0	0	12	
Craig Davis	2	0-0	0-0	0-0	0	0-0	0	0	12	
Jacob Hester	2	0-0	0-0	0-0	0	0-0	0	0	12	
JaMarcus Russell	2	0-0	0-0	0-0	0	1-1	0	0	12	
Skylar Green	1	0-0	0-0	0-0	0	0-0	0	0	6	
Kenneth Hollis	1	0-0	0-0	0-0	0	0-0	0	0	6	
Craig Steltz	1	0-0	0-0	0-0	0	0-0	0	0	6	
Mario Stevenson	1	0-0	0-0	0-0	0	0-0	0	0	6	
Ali Highsmith	1	0-0	0-0	0-0	0	0-0	0	0	6	
Keith Zinger	1	0-0	0-0	0-0	0	0-0	0	0	6	
Chase Pittman	0	0-0	0-0	0-0	0	0-0	0	1	2	
TEAM	0	0-0	0-0	0-0	0	0-0	0	1	2	
Total	48	14-24	45-46	0-0	1	1-1	0	3	383	
Opponents	21	13-25	18-18	1-1	0	0-1	0	0	185	

TOTAL OFFENSE	G	Plays	Rush	Pass	Total	Avg/G
JaMarcus Russell	12	372	-22	2443	2421	201.8
Joseph Addai	13	187	911	0	911	70.1
Matt Flynn	9	60	44	457	501	55.7
Justin Vincent	13	121	488	0	488	37.5
Shyrone Carey	10	59	234	0	234	23.4
Skylar Green	13	16	126	0	126	9.7
Jacob Hester	13	25	114	0	114	8.8
Xavier Carter	10	4	27	0	27	2.7
Steve Korte	6	9	25	0	25	4.2
Chris Jackson	13	3	10	12	22	1.7
Early Doucet	12	1	5	0	5	0.4
Kevin Steltz	13	2	4	0	4	.3
Craig Steltz	13	1	3	0	3	.2
TEAM	7	9	-18	0	-18	-2.6
Total	13	869	1951	2912	4863	374.1
Opponents	13	833	1190	2279	3469	266.8

FIELD GOALS	FGM-FGA	Pct	01-19	20-29	30-39	40-49	50-99	Lg	Blk
Chris Jackson	10-19	52.6	0-0	0-0	4-6	5-11	1-2	50	0
Colt David	4-5	80.0	0-0	1-2	3-3	0-0	0-0	35	0

FG SEQUENCE	LSU	OPPONENTS
Arizona State	--	(26), (47)
Tennessee	(42), (31)	(28)
Mississippi State	(30)	47
Vanderbilt	47, 42, (36)	(36), (48)
Florida	--	(22)
Auburn	38, 28, (44), (30)	41, (26), 54, 37, 49, 39
North Texas	47	24, (50)
Appalachian State	38 (34)	33
Alabama	43, (42) 47, 49	46 (28), (34)
Ole Miss	(48)	--
Arkansas	(26)	41, (30), 28
Georgia	--	(22), (51)
Miami	50, (37), (47), (35), (50)	(21)

Numbers in (parentheses) indicate field goal was made.

PUNTING	No	Yds	Avg	Long	TB	FC	I20	Blkd
Chris Jackson	59	2447	41.5	60	2	26	26	0
Patrick Fisher	3	128	42.7	59	0	1	1	0
TEAM	1	0	0.0	0	0	0	0	1
Total	63	2575	40.9	60	2	27	27	1
Opponents	90	3605	40.1	63	2	30	16	1

ALL PURPOSE	G	Rush	Rec	PR	KOR	IR	Tot	Avg/G
Skylar Green	13	126	268	359	355	0	1108	85.2
Joseph Addai	13	911	180	0	12	0	1103	84.8
Dwayne Bowe	12	0	710	0	0	0	710	59.2
Craig Davis	11	0	559	0	0	0	559	50.8
Justin Vincent	13	488	61	0	0	0	549	42.2
Early Doucet	12	5	389	0	0	0	394	32.8
Bennie Brazell	13	0	292	0	0	0	292	22.5
Shyrone Carey	10	234	36	11	0	0	281	28.1
Jacob Hester	13	114	63	11	5	0	193	14.8
David Jones	12	0	146	0	0	0	146	12.2
Xavier Carter	10	27	86	0	8	0	121	12.1
Keith Zinger	12	0	104	0	0	0	104	8.7
Craig Steltz	13	3	0	29	0	22	54	4.2
Jonathan Zenon	11	0	0	0	0	47	47	4.3
Matt Flynn	9	44	0	0	0	0	44	4.9
LaRon Landry	13	0	0	0	0	42	42	3.2
Steve Korte	6	25	0	0	0	0	25	4.2
Shawn Jordan	11	0	0	0	22	0	22	2.0
Ronnie Prude	13	0	12	0	0	0	12	0.9
Chevis Jackson	13	0	0	0	0	10	10	0.8
Chris Jackson	13	10	0	0	0	10	0.8	
Jason Spadoni	13	0	0	0	7	0	7	0.5
Mit Cole	4	0	6	0	0	0	6	1.5
Kevin Steltz	13	4	0	0	0	0	4	0.3
Kenneth Hollis	13	0	0	0	3	3	0.2	
TEAM	7	-18	0	0	0	0	-18	-2.6
JaMarcus Russell	12	-22	0	0	0	0	-22	-1.8
Total	13	1951	2912	410	409	124	5806	446.6
Opponents	13	1190	2279	80	760	95	4404	338.8

- INTRO
- ROSTERS
- LES MILES
- COACHES
- TIGERS
- REVIEW

2005 Defensive Statistics

INTRO

ROSTERS

LES MILES

COACHES

TIGERS

REVIEW



Glenn Dorsey



Jessie Daniels



Craig Steltz

DEFENSIVE LEADERS	GP	[---Tackles---			TFL/Yds	[Sacks-] No-Yards	[--Pass Def--]		QBH	[Fumbles-]		Blkd Kick	Saf
		Solo	Ast	Total			Int-Yds	BrUp		Rcv-Yds	FF		
46 Cameron Vaughn	13	46	37	83	6.5-23	1.0-11	.	3	2
7 Ali Highsmith	13	36	39	75	9.5-43	4.0-36	.	1	1	1-22	3	.	.
90 Melvin Oliver	13	38	31	69	11.0-57	9.0-53	.	1	14
30 LaRon Landry	13	42	27	69	4.0-17	1.0-10	3-42	8	1
95 Kyle Williams	13	31	30	61	7.5-39	4.5-34	.	5	21	.	.	1	.
8 Ronnie Prude	13	41	13	54	3.5-8	1.0-3	1-0	11	.	.	1	.	.
98 Claude Wroten	13	22	27	49	10.5-44	6.0-27	.	3	26	.	.	1	.
21 Chevis Jackson	13	34	13	47	3.5-13	0.5-3	1-10	3	1	1-0	1	.	.
56 Kenneth Hollis	13	20	25	45	2.5-6	.	1-3	1	.	1-0	.	.	.
16 Craig Steltz	13	28	12	40	.	.	1-22	2	3	1-0	.	.	.
31 Jessie Daniels	11	22	17	39	4.5-30	2.0-21	1-0	4	1	.	2	.	.
94 Chase Pittman	13	23	11	34	7.0-47	3.0-33	.	4	8	.	2	.	1
72 Glenn Dorsey	13	16	12	28	4.0-24	3.0-23	.	.	1
37 Daniel Francis	12	16	5	21	2.0-3	.	.	1	1	.	1	.	.
19 Jonathan Zenon	11	10	7	17	.	.	2-47	4
51 E.J. Kuale	6	6	8	14	2.0-10	2.0-10
93 Tyson Jackson	13	8	5	13	1.0-6	2.0-6	.	.	5
0F Mario Stevenson	6	13	.	13
52 Ryan Willis	13	8	4	12	3.0-11	2.0-10	.	3	5
33 Jason Spadoni	13	8	4	12	1	.	.	.
18 Jacob Hester	13	5	6	11	1	.	.
32 Jeffrey Jack	12	3	5	8	1	.	.	.
48 Darry Beckwith	12	5	3	8
25 Justin Vincent	13	5	2	7	1	.	.	.
35 Luke Sanders	12	3	4	7	.	.	.	1
47 Tremaine Johnson	9	5	2	7	2.0-12	1.0-12	.	.	7
92 Tim Washington	4	4	2	6	1.0-7	1.0-7	.	.	4
24 Keron Gordon	9	3	3	6
59 Leo Desselle	3	4	.	4	2.0-4	.	.	.	2
14 Sammy Joseph	6	3	1	4	1.0-1
97 Brandon Washing	9	1	3	4
4 JaMarcus Russell	12	4	.	4
27 Curtis Taylor	11	2	1	3	.	.	.	1
53 Gant Petty	11	1	2	3
11 Dominic Cooper	4	1	1	2
99 Marlon Favorite	3	1	1	2
17 Bennie Brazell	13	1	.	1
2 Shyrone Carey	10	1	.	1
42 Steve Korte	6	1	.	1
41 Chris Jackson	13	1	.	1
77 Peter Dyakowski	5	1	.	1
9 Early Doucet	12	1	.	1	1.0-6	1
45 Quinn Johnson	1	.	1	1
10 Joseph Addai	13	.	1	1
91 Charles Alexander	1	1	.	1
89 Keith Zinger	12	.	1	1
TM TEAM	7	1
Total	13	525	366	891	89-411	38-284	10-124	56	103	4-22	13	3	3
Opponents	13	-	-	-	-	26-263	10-95	32	15	13-22	14	1	.

2005 Individual Game-by-Game Defensive Statistics

Tackles (UT-AT-TOT)	at ASU	UT	at MSU	at VU	UF	AU	UNT	ASU	at ALA	at UM	ARK	vs. UGA	vs. MIAMI	Totals
Charles Alexander	1-0-1	0-0-0	0-0-0	0-0-0	0-0-0	0-0-0	0-0-0	0-0-0	0-0-0	0-0-0	0-0-0	0-0-0	0-0-0	1-0-1
Darry Beckwith	0-0-0	0-0-0	1-0-0	0-0-0	0-0-0	0-1-1	0-1-1	0-0-0	1-0-1	0-0-0	0-1-1	0-0-0	2-0-2	5-3-8
Dominic Cooper	0-0-0	0-0-0	0-0-0	0-0-0	0-0-0	0-0-0	0-1-1	0-0-0	0-0-0	1-0-1	0-0-0	0-0-0	0-0-0	1-1-2
Jessie Daniels	2-2-4	5-1-6	1-1-2	2-0-2	1-3-4	1-5-6	2-2-4	0-0-0	3-1-4	0-0-0	5-2-7	0-0-0	0-0-0	22-17-39
Leo Desselle	0-0-0	0-0-0	0-0-0	0-0-0	0-0-0	0-0-0	2-0-2	1-0-1	0-0-0	1-0-1	0-0-0	0-0-0	0-0-0	4-0-4
Glenn Dorsey	1-0-1	1-2-3	1-3-4	1-4-5	1-1-2	0-0-0	2-1-3	1-0-1	2-0-2	0-0-0	3-3-6	3-0-3	2-0-2	16-12-28
Marlon Favorite	0-0-0	0-0-0	0-0-0	1-1-2	0-0-0	0-0-0	0-0-0	0-0-0	0-0-0	0-0-0	0-0-0	0-0-0	0-0-0	1-1-2
Daniel Francis	1-0-1	3-0-3	0-0-0	2-0-2	1-0-1	0-1-1	2-2-4	2-0-2	1-0-1	2-1-3	1-1-2	1-0-1	0-0-0	16-5-21
Keron Gordon	0-0-0	0-0-0	3-0-3	0-0-0	0-0-0	0-0-0	0-0-0	0-0-0	0-0-0	0-2-2	0-1-0	0-0-0	0-0-0	3-3-6
Ali Highsmith	5-3-8	3-1-4	6-4-10	2-1-3	3-5-8	0-8-8	2-3-5	5-3-8	2-4-6	4-0-4	1-1-2	1-3-4	2-3-5	36-39-75
Ken Hollis	1-0-1	1-7-8	1-1-2	1-0-1	0-0-0	5-3-8	2-3-5	0-0-0	2-3-5	4-1-5	0-5-5	1-1-2	2-1-3	20-25-45
Jeffrey Jack	1-0-1	0-0-0	0-1-1	1-0-1	0-0-0	0-1-1	0-0-0	1-2-3	0-0-0	0-1-0	0-0-0	0-0-0	0-0-0	3-5-8
Chevis Jackson	3-0-3	2-1-3	1-0-1	2-0-2	4-3-7	1-4-5	2-2-4	6-0-6	3-1-4	3-0-3	2-1-3	3-1-4	2-0-2	34-13-47
Tyson Jackson	1-0-1	1-2-3	3-1-4	0-0-0	0-1-1	0-1-1	0-0-0	1-0-1	1-0-1	0-0-0	0-0-0	1-0-1	0-0-0	8-5-13
Quinn Johnson	0-0-0	0-0-0	0-1-1	0-0-0	0-0-0	0-0-0	0-0-0	0-0-0	0-0-0	0-0-0	0-0-0	0-0-0	0-0-0	0-1-1
Tremaine Johnson	0-0-0	0-0-0	0-0-0	0-0-0	0-0-0	0-0-0	1-0-1	1-0-1	1-0-1	1-2-3	0-0-0	0-0-0	1-0-1	5-2-7
Sammy Joseph	0-0-0	0-0-0	0-1-1	1-0-1	0-0-0	0-0-0	1-0-1	0-0-0	0-0-0	1-0-1	0-0-0	0-0-0	0-0-0	3-1-4
E.J. Kuale	0-0-0	0-0-0	0-0-0	0-0-0	0-0-0	0-0-0	2-1-3	0-0-0	0-0-0	0-0-0	0-5-5	3-2-5	1-0-1	6-8-13
LaRon Landry	6-2-8	6-1-7	0-0-0	1-0-1	2-4-6	6-5-11	3-2-5	4-1-5	3-4-7	3-1-4	1-4-5	4-2-6	3-1-4	42-27-69
Melvin Oliver	2-1-3	1-4-5	5-2-7	2-0-2	3-3-6	2-5-7	3-1-4	5-3-8	3-2-5	1-0-1	3-6-9	5-2-7	3-2-5	38-31-69
Chase Pittman	0-0-0	2-1-3	1-1-2	1-0-1	2-1-3	0-1-1	3-0-3	2-0-2	2-3-5	2-1-3	3-3-6	3-0-3	2-0-2	23-11-34
Ronnie Prude	8-0-8	1-0-1	0-2-2	2-0-2	2-2-4	2-2-4	2-3-5	6-0-6	4-2-6	4-0-4	4-2-6	2-0-2	4-0-0	41-13-54
Luke Sanders	0-0-0	0-2-2	1-2-3	0-0-0	0-0-0	0-0-0	2-0-2	0-0-0	0-0-0	0-0-0	0-0-0	0-0-0	0-0-0	3-4-7
Jason Spadoni	2-0-2	0-1-1	1-0-1	0-1-1	1-0-1	0-0-0	2-0-2	1-0-1	0-1-1	1-1-2	0-0-0	0-0-0	0-0-0	8-4-12
Craig Steltz	2-0-2	3-2-5	4-1-5	3-1-4	0-0-0	0-0-0	3-4-7	3-1-4	1-1-2	3-0-3	0-0-0	6-2-8	0-0-0	28-12-40
Mario Stevenson	4-0-4	4-0-4	0-0-0	2-0-2	0-0-0	0-0-0	0-0-0	0-0-0	0-0-0	3-0-3	0-0-0	0-0-0	0-0-0	13-0-13
Curtis Taylor	0-0-0	1-1-2	0-0-0	0-0-0	0-0-0	0-0-0	0-0-0	1-0-1	0-0-0	0-0-0	0-0-0	0-0-0	0-0-0	2-1-3
Cameron Vaughn	5-1-6	2-8-10	2-5-7	3-2-5	2-2-4	2-6-8	5-3-8	5-0-5	9-3-13	5-2-7	2-3-5	4-1-5	0-1-1	46-37-83
Brandon Washington	0-0-0	0-0-0	0-1-1	0-0-0	0-1-1	0-1-1	0-0-0	0-0-0	1-0-1	0-0-0	0-0-0	0-0-0	0-0-0	1-3-4
Tim Washington	0-0-0	0-0-0	0-1-1	3-0-3	0-0-0	0-0-0	0-0-0	0-0-0	0-0-0	1-1-2	0-0-0	0-0-0	0-0-0	4-2-6
Kyle Williams	5-3-8	4-3-7	3-0-3	3-1-4	0-3-3	1-3-4	0-2-2	2-2-4	5-6-11	2-1-3	0-6-6	5-0-5	1-0-1	31-30-61
Ryan Willis	0-0-0	1-1-2	1-0-1	1-0-1	1-1-2	3-0-3	1-2-3	0-0-0	0-0-0	0-0-0	0-0-0	0-0-0	0-0-0	8-4-12
Claude Wroten	2-1-3	0-1-1	6-4-10	1-1-2	0-2-2	3-5-8	1-1-2	0-3-3	3-2-5	2-1-3	1-3-4	1-1-2	2-2-4	22-27-49
Jonathan Zenon	0-0-0	0-0-0	1-2-3	3-0-3	1-0-1	1-3-4	0-0-0	1-0-1	1-1-2	0-1-1	1-0-1	1-0-1	0-0-0	10-7-17

TFL-Yards	at ASU	UT	at MSU	at VU	UF	AU	UNT	ASU	at ALA	at UM	ARK	UGA	MIAMI	Totals
Jessie Daniels	0-0	2-10	0-0	1-12	1-1	1-2	1-5	0-0	0-0	0-0	0-0	0-0	0-0	6-30
Leo Desselle	0-0	0-0	0-0	0-0	0-0	0-0	1-3	1-1	0-0	0-0	0-0	0-0	0-0	2-4
Glenn Dorsey	0-0	1-4	0-0	1-1	1-9	0-0	0-0	0-0	0-0	0-0	0-0	0-0	1-10	4-24
Daniel Francis	0-0	1-2	0-0	0-0	0-0	0-0	1-1	0-0	0-0	0-0	0-0	0-0	0-0	2-3
Ali Highsmith	0-0	0-0	0-0	2-21	4-18	1-1	1-1	0-0	0-0	0-0	0-0	0-0	0-0	8-41
Ken Hollis	0-0	1-1	0-0	0-0	0-0	1-1	0-0	0-0	0-0	1-4	0-0	0-0	0-0	3-6
Chevis Jackson	0-0	0-0	0-0	0-0	0-0	0-0	0-0	1-1	1-3	1-5	0-0	0-0	1-4	4-13
Tyson Jackson	0-0	1-6	0-0	0-0	0-0	0-0	0-0	0-0	0-0	0-0	0-0	0-0	0-0	1-6
Tremaine Johnson	0-0	0-0	0-0	0-0	0-0	0-0	0-0	0-0	1-12	0-0	0-0	0-0	0-0	1-12
Sammy Joseph	0-0	0-0	0-0	0-0	0-0	0-0	1-1	0-0	0-0	0-0	0-0	0-0	0-0	1-1
E.J. Kuale	0-0	0-0	0-0	0-0	0-0	0-0	0-0	0-0	0-0	0-0	0-0	1-6	1-4	2-10
LaRon Landry	1-1	0-0	0-0	0-0	0-0	0-0	0-0	0-0	1-10	0-0	0-0	1-3	0-0	3-14
Melvin Oliver	0-0	1-1	2-9	1-3	1-9	1-1	0-0	1-6	0-0	0-0	3-17	0-0	2-11	12-57
Chase Pittman	0-0	1-13	1-10	1-10	1-6	0-0	0-0	1-3	1-12	1-1	1-2	0-0	0-0	8-57
Ronnie Prude	0-0	0-0	0-0	0-0	1-2	0-0	0-0	1-1	0-0	0-0	1-3	0-0	1-2	4-8
Mario Stevenson	0-0	0-0	0-0	0-0	0-0	0-0	0-0	0-0	0-0	1-3	0-0	0-0	0-0	1-3
Cameron Vaughn	0-0	1-1	0-0	0-0	0-0	1-2	0-0	1-1	0-0	1-11	2-2	0-0	0-0	6-17
Tim Washington	0-0	0-0	0-0	1-7	0-0	0-0	0-0	0-0	0-0	0-0	0-0	0-0	0-0	1-7
Kyle Williams	1-5	0-0	0-0	1-1	1-1	2-14	0-0	1-3	3-15	1-4	1-1	0-0	0-0	11-44
Ryan Willis	0-0	0-0	1-7	0-0	1-1	1-3	0-0	0-0	0-0	0-0	0-0	0-0	0-0	3-11
Claude Wroten	2-2	0-0	2-14	0-0	0-0	2-6	1-2	0-0	1-4	1-7	0-0	1-4	1-5	11-44

Sacks-Yards	at ASU	UT	at MSU	at VU	UF	AU	UNT	ASU	at ALA	at UM	ARK	UGA	Miami	Totals
Jessie Daniels	0-0	1-9	0-0	1-12	0-0	0-0	0-0	0-0	0-0	0-0	0-0	0-0	0-0	2-21
Glenn Dorsey	0-0	1-4	1-1	0-0	1-9	0-0	0-0	0-0	0-0	0-0	0-0	0-0	1-10	4-24
Ali Highsmith	0-0	0-0	0-0	2-21	2-15	0-0	0-0	0-0	0-0	0-0	0-0	0-0	0-0	4-36
Chevis Jackson	0-0	0-0	0-0	0-0	0-0	0-0	0-0	0-0	1-3	0-0	0-0	0-0	0-0	1-3
Tyson Jackson	0-0	1-6	1-1	0-0	0-0	0-0	0-0	0-0	0-0	0-0	0-0	0-0	0-0	2-7
E.J. Kuale	0-0	0-0	0-0	0-0	0-0	0-0	0-0	0-0	0-0	0-0	0-0	1-6	1-4	2-10
LaRon Landry	0-0	0-0	0-0	0-0	0-0	0-0	0-0	0-0	1-10	0-0	0-0	0-0	0-0	1-10
Melvin Oliver	0-0	0-0	2-9	1-3	1-9	0-0	0-0	1-6	0-0	0-0	3-17	0-0	1-9	9-53
Chase Pittman	0-0	1-13	1-10	1-10	0-0	0-0	0-0	0-0	0-0	0-0	0-0	0-0	0-0	3-33
Ronnie Prude	0-0	0-0	0-0	0-0	0-0	0-0	0-0	0-0	0-0	0-0	1-3	0-0	0-0	1-3
Cameron Vaughn	0-0	0-0	0-0	0-0	0-0	0-0	0-0	0-0	0-0	1-11	0-0	0-0	0-0	1-11
Tim Washington	0-0	0-0	0-0	1-7	0-0	0-0	0-0	0-0	0-0	0-0	0-0	0-0	0-0	1-7
Kyle Williams	1-5	0-0	0-0	0-0	0-0	1-14	0-0	0-0	3-15	0-0	0-0	0-0	0-0	5-34
Ryan Willis	0-0	0-0	1-7	0-0	0-0	1-3	0-0	0-0	0-0	0-0	0-0	0-0	0-0	2-10
Claude Wroten	0-0	0-0	2-14	0-0	0-0	1-4	0-0	0-0	1-4	0-0	0-0	0-0	1-5	5-27

INTRO
ROSTERS
LES MILES
COACHES
TIGERS
REVIEW

2005 Individual Game-by-Game Offensive Statistics

- INTRO
- ROSTERS
- LES MILES
- COACHES
- TIGERS
- REVIEW



JaMarcus Russell

Passing

JaMarcus Russell	Att	Cmp	Int	Yds	TD	Lng
at Arizona State	29	16	0	232	1	39
Tennessee	28	14	1	158	0	47
at Mississippi State	24	21	0	205	2	44
at Vanderbilt	32	21	1	285	2	35
Florida	22	14	2	236	2	43
Auburn	33	16	0	190	1	41
North Texas	21	17	1	244	1	41
Appalachian State	22	16	0	208	2	22
at Alabama	30	16	0	229	1	28
at Ole Miss	22	13	1	142	2	32
Arkansas	29	13	2	194	1	50
Georgia	19	11	1	120	0	26
Miami	-- DNP (injury - shoulder) --					
TOTALS	311	188	9	2,443	15	50

Matt Flynn

Matt Flynn	Att	Cmp	Int	Yds	TD	Lng
at Arizona State	-- DNP at QB --					
Tennessee	-- DNP at QB --					
at Mississippi State	4	2	0	25	0	19
at Vanderbilt	0	0	0	0	0	0
Florida	-- DNP at QB --					
Auburn	-- DNP at QB --					
North Texas	7	7	0	139	3	49
Appalachian State	0	0	0	0	0	0
at Alabama	-- DNP at QB --					
at Ole Miss	4	2	0	61	1	55
Arkansas	-- DNP at QB --					
Georgia	11	3	1	36	1	19
Miami	22	13	0	196	2	51
TOTALS	48	27	1	457	7	55

Rushing

Joseph Addai	Att	Gn	Ls	Net	TD	Lng
at Arizona State	16	112	3	109	2	22
Tennessee	16	93	9	84	1	21
at Mississippi State	17	87	1	86	1	19
at Vanderbilt	24	107	5	102	1	12
Florida	32	158	2	156	1	30
Auburn	24	106	1	105	0	12
North Texas	3	7	0	7	1	3
Appalachian State	3	15	0	15	0	9
at Alabama	2	4	0	4	0	2
at Ole Miss	14	71	1	70	1	18
Arkansas	10	36	0	36	0	9
Georgia	2	7	0	7	0	6
Miami	23	138	8	130	1	25
TOTALS	187	941	30	911	9	30

Justin Vincent

Justin Vincent	Att	Gn	Ls	Net	TD	Lng
at Arizona State	9	33	2	31	0	19
Tennessee	3	6	1	5	0	4
at Mississippi State	4	22	0	22	0	9
at Vanderbilt	11	77	0	77	0	16
Florida	1	1	0	1	0	1
Auburn	1	3	0	3	0	3
North Texas	12	72	2	70	1	37
Appalachian State	16	94	5	89	1	26
at Alabama	20	59	3	56	1	11
at Ole Miss	14	59	5	54	1	18
Arkansas	20	68	9	59	1	15
Georgia	8	21	6	15	0	7
Miami	2	6	0	6	0	5
TOTALS	121	521	33	488	5	37

Syhrone Carey	Att	Gn	Ls	Net	TD	Lng
at Arizona State	11	57	1	56	0	14
Tennessee	5	13	3	10	0	5
at Mississippi State	4	16	0	16	0	8
at Vanderbilt	-- DNP --					
Florida	3	3	0	3	0	2
Auburn	2	1	1	0	0	1
North Texas	8	49	5	44	2	23
Appalachian State	7	22	3	19	0	8
at Alabama	-- DNP --					
at Ole Miss	7	40	0	40	0	17
Arkansas	-- DNP --					
Georgia	10	47	4	43	0	14
Miami	2	3	0	3	0	2
TOTALS	59	251	17	234	2	23

Skyler Green

Skyler Green	Att	Gn	Ls	Net	TD	Lng
at Arizona State	1	41	0	41	0	41
Tennessee	1	0	0	0	0	1
at Mississippi State	0	0	0	0	0	0
at Vanderbilt	1	8	0	8	0	8
Florida	0	0	0	0	0	0
Auburn	1	17	0	17	0	17
North Texas	2	13	2	11	0	13
Appalachian State	0	0	0	0	0	0
at Alabama	1	2	0	2	0	2
at Ole Miss	1	5	0	5	0	5
Arkansas	1	1	0	1	0	1
Georgia	2	26	0	26	0	17
Miami	5	19	4	15	0	16
TOTALS	16	132	6	26	0	41

Jacob Hester

Jacob Hester	Att	Gn	Ls	Net	TD	Lng
at Arizona State	0	0	0	0	0	0
Tennessee	2	6	0	6	0	5
at Mississippi State	1	1	0	1	1	1
at Vanderbilt	0	0	0	0	0	0
Florida	0	0	0	0	0	0
Auburn	0	0	0	0	0	0
North Texas	5	29	0	29	0	12
Appalachian State	0	0	0	0	0	0
at Alabama	1	0	0	0	0	0
at Ole Miss	1	3	0	3	0	3
Arkansas	0	0	0	0	0	0
Georgia	2	5	0	5	0	5
Miami	13	70	70	1	21	
TOTALS	25	114	0	114	2	21

JaMarcus Russell

JaMarcus Russell	Att	Gn	Ls	Net	TD	Lng
at Arizona State	7	3	44	-41	0	2
Tennessee	6	13	20	-7	1	8
at Mississippi State	4	7	13	-6	0	7
at Vanderbilt	3	15	17	-2	0	15
Florida	7	10	50	-40	0	6
Auburn	6	24	0	24	0	9
North Texas	3	14	0	14	0	7
Appalachian State	4	47	5	42	0	22
at Alabama	7	21	28	-7	0	15
at Ole Miss	3	17	10	7	0	9
Arkansas	4	28	14	14	0	11
Georgia	7	15	36	-21	1	6
Miami	-- DNP (injury - shoulder) --					
TOTALS	61	215	237	-22	2	22



Matt Flynn

Matt Flynn	Att	Gn	Ls	Net	TD	Lng
at Arizona State	-- DNP at QB --					
Tennessee	-- DNP at QB --					
at Mississippi State	0	0	0	0	0	0
at Vanderbilt	0	0	0	0	0	0
Florida	-- DNP at QB --					
Auburn	-- DNP at QB --					
North Texas	1	6	0	6	0	6
Appalachian State	2	7	9	-2	0	7
at Alabama	-- DNP at QB --					
at Ole Miss	0	0	0	0	0	0
Arkansas	-- DNP at QB --					
Georgia	4	21	20	1	0	14
Miami	5	59	20	39	0	23
TOTALS	12	93	49	44	0	23



Craig Davis

Receiving

Dwayne Bowe	Rec	Yds	TD	Lng
at Arizona State	-- DNP (injury - ankle) --			
Tennessee	3	28	0	18
at Mississippi State	2	58	2	44
at Vanderbilt	5	98	1	30
Florida	3	82	1	31
Auburn	3	57	1	31
North Texas	3	51	1	29
Appalachian State	5	76	1	21
at Alabama	7	98	1	28
at Ole Miss	1	19	0	19
Arkansas	1	18	0	18
Georgia	5	74	1	20
Miami	3	51	0	32
TOTALS	41	710	9	44

Bennie Brazell

Bennie Brazell	Rec	Yds	TD	Lng
at Arizona State	1	28	0	28
Tennessee	1	3	0	3
at Mississippi State	2	21	0	13
at Vanderbilt	0	0	0	0
Florida	2	52	1	43
Auburn	0	0	0	0
North Texas	2	24	0	14
Appalachian State	1	7	0	7
at Alabama	1	27	0	27
at Ole Miss	2	80	1	55
Arkansas	1	50	1	50
Georgia	0	0	0	0
Miami	0	0	0	0
TOTALS	13	292	3	55

Xavier Carter

Xavier Carter	Rec	Yds	TD	Lng
at Arizona State	1	17	0	17
Tennessee	-- DNP --			
at Mississippi State	1	6	0	6
at Vanderbilt	0	0	0	0
Florida	0	0	0	0
Auburn	0	0	0	0
North Texas	2	63	1	49
Appalachian State	0	0	0	0
at Alabama	0	0	0	0
at Ole Miss	0	0	0	0
Arkansas	0	0	0	0
Georgia	-- DNP --			
Miami	0	0	0	0
TOTALS	4	86	1	49

2005 Individual Game-by-Game Offensive Statistics

INTRO
ROSTERS
LES MILES
COACHES
TIGERS
REVIEW

Craig Davis	Rec	Yds	TD	Lng
at Arizona State	4	49	0	18
Tennessee	3	68	0	47
at Mississippi State	-- DNP (injury) --			
at Vanderbilt	2	13	0	7
Florida	-- DNP (injury) --			
Auburn	3	68	0	41
North Texas	5	97	0	41
Appalachian State	3	34	0	15
at Alabama	4	58	0	23
at Ole Miss	3	45	1	32
Arkansas	2	16	0	8
Georgia	1	12	0	12
Miami	5	99	1	51
TOTALS	35	559	2	51

Early Doucet	Rec	Yds	TD	Lng
at Arizona State	3	62	1	39
Tennessee	1	11	0	11
at Mississippi State	5	60	0	20
at Vanderbilt	5	94	1	30
Florida	2	29	0	24
Auburn	0	0	0	0
North Texas	2	46	2	40
Appalachian State	3	34	0	22
at Alabama	1	6	0	6
at Ole Miss	2	26	1	20
Arkansas	1	5	0	5
Georgia	1	16	0	16
Miami	-- DNP (injury - ankle) --			
TOTALS	26	389	5	40

Skyler Green	Rec	Yds	TD	Lng
at Arizona State	3	34	0	13
Tennessee	2	10	0	5
at Mississippi State	9	64	0	12
at Vanderbilt	3	34	0	23
Florida	0	0	0	0
Auburn	5	27	0	9
North Texas	3	30	0	18
Appalachian State	1	8	0	8
at Alabama	1	4	0	4
at Ole Miss	1	8	0	8
Arkansas	3	45	0	29
Georgia	1	5	0	5
Miami	0	0	0	0
TOTALS	32	268	0	29

David Jones	Rec	Yds	TD	Lng
at Arizona State	0	0	0	0
Tennessee	0	0	0	0
at Mississippi State	1	19	0	19
at Vanderbilt	1	11	0	9
Florida	3	25	0	12
Auburn	0	0	0	0
North Texas	1	15	0	15
Appalachian State	1	18	0	18
at Alabama	0	0	0	0
at Ole Miss	1	4	0	4
Arkansas	0	0	0	0
Georgia	2	28	0	26
Miami	2	26	0	17
TOTALS	12	146	0	26

Joseph Addai	Rec	Yds	TD	Lng
at Arizona State	3	34	0	21
Tennessee	1	7	0	7
at Mississippi State	2	1	0	2
at Vanderbilt	1	9	0	9
Florida	3	37	0	19
Auburn	4	31	0	11
North Texas	0	0	0	0
Appalachian State	0	0	0	0
at Alabama	0	0	0	0
at Ole Miss	2	10	0	9
Arkansas	2	46	0	43
Georgia	0	0	0	0
Miami	2	5	1	4
TOTALS	20	180	2	43



Justin Vincent

Justin Vincent	Rec	Yds	TD	Lng
at Arizona State	0	0	0	0
Tennessee	0	0	0	0
at Mississippi State	0	0	0	0
at Vanderbilt	1	1	0	1
Florida	0	0	0	0
Auburn	0	0	0	0
North Texas	1	10	0	10
Appalachian State	0	0	0	0
at Alabama	2	36	0	26
at Ole Miss	3	11	0	6
Arkansas	1	5	0	5
Georgia	1	-2	0	0
Miami	0	0	0	0
TOTALS	9	61	0	26

Shyrone Carey	Rec	Yds	TD	Lng
at Arizona State	0	0	0	0
Tennessee	0	0	0	0
at Mississippi State	0	0	0	0
at Vanderbilt	-- DNP --			
Florida	0	0	0	0
Auburn	0	0	0	0
North Texas	2	18	0	13
Appalachian State	0	0	0	0
at Alabama	-- DNP --			
at Ole Miss	0	0	0	0
Arkansas	-- DNP --			
Georgia	2	18	0	12
Miami	0	0	0	0
TOTALS	4	36	0	13



Early Doucet

Return Yardage

Skyler Green	Kickoff returns			Punt returns	
	No	Yds	Lng	No	Yds
at Arizona State	1	9	9	0	0
Tennessee	2	47	36	5	90
at Mississippi State	1	30	30	5	78
at Vanderbilt	2	53	38	3	34
Florida	2	44	28	1	1
Auburn	0	0	0	2	65
North Texas	1	15	15	1	4
Appalachian State	0	0	0	1	8
at Alabama	2	28	18	1	1
at Ole Miss	1	24	24	4	32
Arkansas	2	62	40	0	0
Georgia	4	43	15	0	0
Miami	0	0	0	4	46
TOTALS	18	355	40	27	359

Shyrone Carey	Kickoff returns			Punt returns	
	No	Yds	Lng	No	Yds
at Arizona State	0	0	0	0	0
Tennessee	0	0	0	0	0
at Mississippi State	0	0	0	0	0
at Vanderbilt	-- DNP --				
Florida	0	0	0	0	0
Auburn	0	0	0	0	0
North Texas	0	0	0	1	11
Appalachian State	0	0	0	0	0
at Alabama	-- DNP --				
at Ole Miss	0	0	0	0	0
Arkansas	-- DNP --				
Georgia	0	0	0	0	0
TOTALS	0	0	0	1	11

Joseph Addai	Kickoff returns			Punt returns	
	No	Yds	Lng	No	Yds
at Arizona State	0	0	0	0	0
Tennessee	0	0	0	0	0
at Mississippi State	0	0	0	0	0
at Vanderbilt	0	0	0	0	0
Florida	1	12	12	0	0
Auburn	0	0	0	0	0
North Texas	0	0	0	0	0
Appalachian State	0	0	0	0	0
at Alabama	0	0	0	0	0
at Ole Miss	0	0	0	0	0
Arkansas	0	0	0	0	0
Georgia	0	0	0	0	0
TOTALS	1	12	12	0	0

Xavier Carter	Kickoff returns			Punt returns	
	No	Yds	Lng	No	Yds
at Arizona State	0	0	0	0	0
Tennessee	-- DNP --				
at Mississippi State	0	0	0	0	0
at Vanderbilt	0	0	0	0	0
Florida	0	0	0	0	0
Auburn	0	0	0	0	0
North Texas	0	0	0	0	0
Appalachian State	0	0	0	0	0
at Alabama	0	0	0	0	0
at Ole Miss	0	0	0	0	0
Arkansas	1	8	8	0	0
Georgia	-- DNP --				
TOTALS	0	0	0	0	0

INTRO

ROSTERS

LES MILES

COACHES

TIGERS

REVIEW

LSU Superlatives

Highs

Points Scored	56 vs. North Texas (10/29)
Total Yards	566 vs. North Texas (10/29)
Rushing Yards	272 vs. Miami (12/30)
Rushing Attempts	56 vs. Miami (12/30)
Rushing TDs	4 vs. North Texas (10/29)
Passing Yards	383 vs. North Texas (10/29)
Passes Completed	24 vs. North Texas (10/29)
Passes Attempted	33 vs. Auburn (10/22)
Passing TDs	4 vs. North Texas (10/29)
Passes Intercepted	2 vs. Florida (10/15) & vs. Arkansas (11/25)
First Downs	26 vs. Miami (12/30)
Penalties	14 at Vanderbilt (10/8)
Penalty Yards	133 at Vanderbilt (10/8)
Sacks	7 at Mississippi State (10/1)

Lows

Points Scored	14 vs. Georgia (12/3)
Total Yards	230 vs. Georgia (12/3)
Rushing Yards	46 at Alabama (11/12)
Rushing Attempts	33 vs. Tennessee (9/26) & at Alabama (11/12)
Rushing TDs	0 vs. Auburn (10/22) & vs. Georgia (12/3)
Passing Yards	156 vs. Georgia (12/3)
Passes Completed	13 vs. Arkansas (11/25) & vs. Miami (12/30)
Passes Attempted	22 vs. Florida (10/15) & vs. Miami (12/30)
Passing TDs	0 vs. Tennessee (9/26)
Passes Intercepted	0, five times
First Downs	13 vs. Tennessee (9/26)
Penalties	2 vs. Appalachian State (11/5)
Penalty Yards	25 vs. Appalachian State (11/5)
Sacks	0 vs. North Texas (10/29)

Individual

All-Purpose Yds	205 by Joseph Addai vs. Florida (10/15)
Rushing Yards	156 by Joseph Addai vs. Florida (10/15)
Rushing Carries	32 by Joseph Addai vs. Florida (10/15)
Rushing TDs	2 by two players (Addai and Carey)
Longest Rush	41 by Skyler Green at Arizona State (9/10)
Passing Yards	285 by JaMarcus Russell at Vanderbilt (10/8)
Pass Completions	21 by JaMarcus Russell, twice
Passing Attempts	33 by JaMarcus Russell vs. Auburn (10/22)
Passes Intercepted	0 by JaMarcus Russell, five times & Matt Flynn one time
Passing TDs	3 by Matt Flynn vs. North Texas (10/29)
Longest Pass	55 by Matt Flynn at Ole Miss (11/19)
Receiving Yards	99 by Craig Davis vs. Miami (12/30)
Receptions	9 by Skyler Green at Mississippi State (10/1)
Receiving TDs	2 by two players (Bowe and Doucet)
Longest Reception	55 by Bennie Brazell at Ole Miss (11/19)
FG's Made	3 by Chris Jackson vs. Miami (12/30)
FG's Attempted	4 by Chris Jackson at Alabama (11/12) & vs. Miami (12/30)
Longest FG Made	50 yds by Chris Jackson vs. Miami (12/30)
PAT's	8 by Colt David vs. North Texas (10/29)
Punts	8 by Chris Jackson vs. Tennessee (9/26)
Punts Average	55.0 by Chris Jackson at Arizona State (9/10)
Longest Punt	60 by Chris Jackson at Arizona State (9/10)
Punt Return Yds	90 by Skyler Green vs. Tennessee (9/26)
Longest Punt Ret.	66 by Skyler Green (TD) vs. Auburn (10/22)
KO Return Yards	47 by Skyler Green vs. Tennessee (9/26)
Longest KO Ret.	38 by Skyler Green at Vanderbilt (10/8)
Total Tackles	11, by two players
Tackles for Loss	2, by many
Sacks	3, by Melvin Oliver vs. Arkansas (11/25)
Interceptions	1, by many
Int. Return Yards	32 by Jonathan Zenon at Ole Miss (11/19)

Opponent Superlatives

Highs

Points Scored	34 by Georgia (12/3)
Total Yards	560 by Arizona State (9/10)
Rushing Yards	230 by Auburn (10/22)
Rushing Attempts	38 by Auburn (10/22)
Rushing TDs	3 by Tennessee (9/26)
Passing Yards	461 by Arizona State (9/10)
Passes Completed	35 by Arizona State (9/10)
Passes Attempted	56 by Arizona State (9/10)
Passing TDs	4 by Arizona State (9/10)
Passes Intercepted	2 by Tennessee (9/26)
First Downs	29 by Arizona State (9/10)
Penalties	14 by Tennessee (9/26)
Penalty Yards	97 by Tennessee (9/26)
Sacks	5 by Mississippi State (10/1)

Lows

Points Scored	3 by North Texas (10/29) & vs. Miami (12/30)
Total Yards	138 by Vanderbilt (10/8)
Rushing Yards	7 by Ole Miss (11/19)
Rushing Attempts	22 by Ole Miss (11/19)
Rushing TDs	0 by eight teams, last by Miami (12/30)
Passing Yards	80 by Appalachian State (11/5)
Passes Completed	6 by Georgia (12/3)
Passes Attempted	12 by Georgia (12/3)
Passing TDs	0 by five teams, last by Miami (12/30)
Passes Intercepted	0 by five teams, last by Georgia (12/3)
First Downs	6 by Miami (12/30)
Penalties	2 by Georgia (12/3)
Penalty Yards	15 by Georgia (12/3)
Sacks	0 by Auburn (10/22) & by North Texas (10/29)

Individual

All-Purpose Yds	218 by Kenny Irons of Auburn (10/22)
Rushing Yards	218 by Kenny Irons of Auburn (10/22)
Rushing Carries	27 by Kenny Irons of Auburn (10/22)
Rushing TDs	2 by Gerald Riggs of Tennessee (9/26)
Longest Rush	74 by Kenny Irons of Auburn (10/22)
Passing Yards	461 by Sam Keller of Arizona State (9/10)
Pass Completions	35 by Sam Keller of Arizona State (9/10)
Passing Attempts	56 by Sam Keller of Arizona State (9/10)
Passes Intercepted	0 by four players
Passing TDs	4 by Sam Keller of Arizona State (9/10)
Longest Pass	55 by Casey Dick of Arkansas (11/25)
Receiving Yards	95 by Derek Hagan of Arizona State (9/10)
Receptions	8 by C.J. Fayton of Tennessee (9/26)
Receiving TDs	2 by two players
Longest Reception	55 by Marcus Monk of Arkansas (11/25)
FG's Made	2 by three players
FG's Attempted	6 by John Vaughn of Auburn (10/22)
Longest FG Made	51 by Brandon Coult of Georgia (12/3)
PAT's	4 by two players
Punts	10 by E. Wilbur of Florida (10/15)
Punts Average	50.5 by Chris MacDonald of Arizona State (9/10)
Longest Punt	55 by P. Hahnfeldt of Vanderbilt (10/8) & Brian Monroe of Miami (12/30)
Punt Return Yards	20 by Lucas Taylor of Tennessee (9/26)
Longest Punt Ret.	20 by Lucas Taylor of Tennessee (9/26)
KO Return Yards	91 by Derek Pegues of Mississippi State (10/1)
Longest KO Ret.	81 by Darren McFadden of Arkansas (11/25)
Total Tackles	15 by Dale Robinson of Arizona State (9/10)
Tackles for Loss	3 by P. Haralson of Tennessee (9/26)
Sacks	3 by J. Moss of Florida (10/15)
Interceptions	2 by two players
Int. Return Yards	27 by R. Langford of Vanderbilt (10/8)

Career Starts by Position For Current Players ...

		FB				TB			
		Hester 2				Vincent 13 Broussard 8			
				QB				FL	
				Russell 16 Flynn 1				Bowe 16 Doucet 6 Davis 2	
WR	TE	RT	RG	C	LG	LT			
Davis 13 Doucet 2	Zinger 21	B. Johnson 15	Arnold 1 H. Johnson 1	Miller 1	Arnold 13 Helms 2 B. Johnson 1				
CB		LE		LT	RT	RE	CB		
Landry 1				Dorsey 4		C. Pittman 8 K. Pittman 1 Willis 1	Ch. Jackson 12 Prude 2		
Buck				MLB	Will				
Highsmith 2					Highsmith 9 Spadoni 1				
Nickel		SS				FS	Dime		
Zenon 3 C. Steltz 1		J. Daniels 24 C. Steltz 2 Landry 1				Landry 33	Zenon 1		

2005 Offensive Game-by-Game Starters

GAME	X	Z	LT	LG	C	RG	RT	TE	FB	TB	QB
at Arizona State	Doucet	Jones (2 TE)	Whitworth	Helms	Niswanger	Livings	B. Johnson	Zinger	Steltz	Addai	Russell
Tennessee	Doucet	Bowe	Whitworth	Helms	Niswanger	Livings	B. Johnson	Zinger	Steltz	Addai	Russell
at Mississippi State	Doucet	Green	Whitworth	Arnold	Niswanger	Livings	B. Johnson	Zinger	Steltz	Addai	Russell
at Vanderbilt	Davis	Bowe	Whitworth	Arnold	Miller	H. Johnson	Livings	Zinger	Steltz	Addai	Russell
Florida	Doucet	Bowe	Whitworth	Arnold	Niswanger	Livings	B. Johnson	Zinger	Steltz	Addai	Russell
Auburn	Davis	Green	Whitworth	Arnold	Niswanger	Livings	B. Johnson	Zinger	Steltz	Addai	Russell
North Texas	Davis	Bowe	Whitworth	Arnold	Niswanger	Livings	B. Johnson	Zinger	Jones (2 TE)	Addai	Russell
Appalachian State	Davis	Doucet	Whitworth	McGill	Niswanger	Livings	B. Johnson	Zinger	Steltz	Addai	Russell
at Alabama	Brazell	Green	Whitworth	McGill	Niswanger	Livings	B. Johnson	Zinger	Steltz	Addai	Russell
at Ole Miss	Davis	Bowe	Whitworth	McGill	Niswanger	Livings	B. Johnson	Zinger	Steltz	Addai	Russell
Arkansas	Green	Bowe	Whitworth	McGill	Niswanger	Livings	B. Johnson	D. Jones	Steltz	Addai	Russell
vs. Georgia (SEC)	Doucet	Bowe	Whitworth	McGill	Niswanger	Livings	B. Johnson	D. Jones	Brazell (3 WR)	Vincent	Russell
vs. Miami (Peach)	Davis	Bowe	Whitworth	Arnold	Niswanger	Livings	B. Johnson	Zinger	Steltz	Addai	Flynn

2005 Defensive Game-by-Game Starters

GAME	LE	DT	DT	RE	WLB	MLB	BUCK	LCB	RCB	SS	FS
at Arizona State	Oliver	Wroten	Williams	C. Pittman	Spadoni	Vaughn	Hollis	Prude	Che. Jackson	Daniels	Landry
Tennessee	Oliver	Wroten	Williams	C. Pittman	Highsmith	Vaughn	Hollis	Prude	Che. Jackson	Daniels	Landry
at Mississippi State	Oliver	Wroten	Williams	C. Pittman	Highsmith	Vaughn	Hollis	Prude	Che. Jackson	Daniels	Landry
at Vanderbilt	Oliver	Wroten	Williams	C. Pittman	Zenon (dime)	Vaughn	C. Steltz (dime)	Prude	Che. Jackson	Daniels	Landry
Florida	Oliver	Wroten	Williams	C. Pittman	Highsmith	Vaughn	Zenon (nickel)	Prude	Che. Jackson	Daniels	Landry
Auburn	Oliver	Wroten	Williams	C. Pittman	Highsmith	Vaughn	Hollis	Prude	Che. Jackson	Daniels	Landry
North Texas	Oliver	Dorsey	Williams	Willis	Highsmith	Vaughn	Hollis	Prude	Che. Jackson	Daniels	Landry
Appalachian State	Oliver	Wroten	Williams	C. Pittman	Highsmith	Vaughn	Zenon (nickel)	Prude	Che. Jackson	C. Steltz	Landry
at Alabama	Oliver	Wroten	Williams	C. Pittman	Highsmith	Vaughn	Hollis	Prude	Che. Jackson	Daniels	Landry
at Ole Miss	Oliver	Wroten	Williams	C. Pittman	Highsmith	Vaughn	Hollis	Prude	Che. Jackson	Daniels	Landry
Arkansas	Oliver	Wroten	Williams	C. Pittman	Kuale	Vaughn	Hollis	Prude	Che. Jackson	Daniels	Landry
vs. Georgia (SEC)	Oliver	Wroten	Williams	C. Pittman	Kuale	Vaughn	Zenon (nickel)	Prude	Che. Jackson	C. Steltz	Landry
vs. Miami (Peach)	Oliver	Wroten	Williams	C. Pittman	Highsmith	Vaughn	Hollis	Prude	Che. Jackson	Daniels	Landry

INTRO
ROSTERS
LES MILES
COACHES
TIGERS
REVIEW



Chris Jackson

#10 Joseph Addai • RB

Senior Bowl Participant

#73 Will Arnold • OG

Second Team All-SEC (Coaches)

Sports Illustrated All-Bowl Team

#15 Matt Flynn • AB

Offensive MVP Chick-fil-A Peach Bowl (Dec. 30 vs. Miami)

#5 Skyler Green • RS

First-Team All-America (Rivals.com)

Third-Team All-America (AP)

SEC Special Teams Player of the Year (SEC Coaches)

First-Team All-SEC (SEC Coaches)

Second-Team All-SEC (AP)

SEC Special Teams Player of the Week (Oct. 1 vs. Mississippi State)

Senior Bowl Participant

#7 Ali Highsmith • LB

SEC Defensive Player of the Week (Oct. 15 vs. Florida)

#41 Chris Jackson • P/PK

Master Coaches Award Special Teams Player of the Week (Nov. 14 vs. Ala.)

SEC Special Teams Player of the Week (Nov. 19 vs. Ole Miss)

#97 Tyson Jackson • DE

SEC All-Freshman Team


#30 LaRon Landry • FS

Second-Team All-America (Rivals.com)

Third-Team All-America (AP)

First Team All-SEC (SEC Coaches)

Second-Team All-SEC (AP)



Rudy Niswanger accepts the 2005 Draddy Trophy.

#64 Rudy Niswanger • C

Draddy Trophy recipient (National Football Foundation)

Wuerffel Trophy recipient (All Sports Foundation)

National Scholar-Athlete (National Football Foundation)

SEC Scholar Athlete of the Year (SEC Coaches)

First-Team Academic All-America (ESPN the Magazine)

Second Team All-SEC (AP, SEC Coaches)

#90 Melvin Oliver • DE

Defensive MVP Chick-fil-A Peach Bowl (Dec. 30 vs. Miami)

Sports Illustrated All-Bowl Team

SEC Defensive Lineman of the Week (Nov. 25 vs. Arkansas)

#4 JaMarcus Russell • QB

SEC Offensive Player of the Year (Columbus Touchdown Club)

SEC Offensive Player of the Week (Oct. 8 vs. Vanderbilt)

#76 Andrew Whitworth • OT

Second-Team All-America (Walter Camp Foundation)

Third-Team All-America (Associated Press)

First-Team All-SEC (AP, SEC Coaches, Collegefootballnews.com)

Rivals.com All-Bowl Team

East-West Shrine Game Participant

#95 Kyle Williams • DT

First-Team All-America (Rivals.com)

Second-Team All-America (AP, Walter Camp Foundation, Collegefootballnews.com)

First-Team All-SEC (AP, Collegefootballnews.com)

Second Team All-SEC (Coaches)

SEC Defensive Player of the Week (Nov. 14 vs. Alabama)

Senior Bowl Participant

#98 Claude Wroten • DT

First-Team All-America (Collegefootballnews.com)

Second-Team All-America (Sporting News)

First-Team All-SEC (AP, SEC Coaches, Collegefootballnews.com)

SEC Defensive Lineman of the Week (Sept. 10 vs. Arizona State, Oct. 22 vs.

Auburn)