



| | |
|--------------|------|
| Oregon State | 21 |
| #3/4 LSU | 22 |
| ESPN | F/OT |



Sept. 4, 2004
Tiger Stadium
Baton Rouge, La.
91,828

What they said...

"I feel very proud of our team that they came back in the game. They hung in there. They fought their tail off. I feel fortunate that we won, but I think we realize now what we need to do and that may be a good omen."

- LSU HEAD COACH NICK SABAN

"We came back and earned it. We deserved it. We practiced hard all through the week. We deserved this win. We came through in the fourth quarter."

- LSU WR DWAYNE BOWE

"Crazy finish, but we worked hard though. We fought as long as we could fight, and fortunately he missed a field goal. I would like to think we had something to do with that. Whatever the outcome was, we fought pretty hard and we ended up with the 'W'."

- LSU DE MARCUS SPEARS

What they did...

- SEC Defensive Player of the Week
- LSWA Defensive Player of the Week
- COREY WEBSTER



JaMarcus Russell made his highly anticipated debut and sent the game into overtime with his two-point conversion run.

Pair of QB's Lead To 22-21 OT Win

JaMarcus Russell started the comeback and then Marcus Randall finished it as the Tigers rallied from an 8-point deficit with less than two minutes remaining to force overtime and eventually beat Oregon State, 22-21, in Tiger Stadium in the season-opener for both teams. Trailing 9-0 at halftime, Russell replaced an ineffective Randall and pulled the Tigers to within 9-7 late in the third quarter on a 16-yard TD pass to Skyler Green. OSU answered with a 9-play, 65-yard drive to extend its margin to 15-7. The score remained that way until Russell rallied the Tigers on a 4-play, 64-yard drive capped with a 38-yard TD strike to Dwayne Bowe. Russell then con-

verted the two-point conversion to tie the score at 15-15 with just over a minute left. In overtime and with Russell out with cramps, Randall returned to the field and scored on a 5-yard run to give LSU its first lead at 22-15. OSU followed with a TD of its own, however the extra-point attempt sailed wide right, the third missed PAT for the Beavers, and the Tigers escaped with a 22-21 win. For the game, Russell completed 9 of 26 passes for 145 yards and 2 TDs, while Randall was 7 of 18 for 66 yards and 1 interception. Vincent led the Tigers with 48 yards rushing, while Bowe caught 5 passes for 103 yards and a score.

Notes on the Game

- The teams were removed from the field at 5:06 p.m. for 47 minutes due to inclement weather. The game was scheduled to kickoff at 5:07 p.m. and the opening kickoff was at 5:53 p.m. It marked the second consecutive season opener that the game had been delayed due to inclement weather. It was also the third time in the past two seasons a game had been delayed in Tiger Stadium.
- Four Tigers made their first career starts, including Dwayne Bowe, Will Arnold, Claude Wroten and E.J. Kuaile.
- LSU improved to 3-1 in overtime games in its history, including a 3-0 mark in Tiger Stadium.
- LaRon Landry's interception in the endzone with 10:32 remaining in the first quarter was the third of his career.
- Glen Dorsey recovered the first fumble of his career with 6:17 left in the first quarter.
- Skyler Green's 9-yard punt return early in the third quarter moved the junior into 10th-place on LSU's career punt return yards with 471. He passed Chris Williams who collected 470 career yards from 1978-1980.
- JaMarcus Russell completed the first pass of his career in the third quarter, an 8-yard strike to Dwayne Bowe.
- Russell tossed the first touchdown of his career later in the same drive, a 16-yard pass to Skyler Green with 5:41 left in the third quarter.
- Dwayne Bowe's 38-yard TD reception with 1:05 left in the fourth quarter was the first of his career.
- With five receptions for 103 yards, Dwayne Bowe exceeded the 100-yard receiving mark for the first time in his career. The five catches was also a career high for the sophomore.



Individual Statistics

LSU

| RUSHING | ATT. | GAIN | LOST | NET | TD | LONG |
|------------------|------|------|------|-----|----|------|
| Justin Vincent | 15 | 59 | 11 | 48 | 0 | 31 |
| Alley Broussard | 5 | 22 | 1 | 21 | 0 | 15 |
| Marcus Randall | 4 | 18 | 0 | 18 | 1 | 7 |
| Joseph Addai | 2 | 13 | 0 | 13 | 0 | 9 |
| Dwayne Bowe | 1 | 2 | 0 | 2 | 0 | 2 |
| JaMarcus Russell | 1 | 1 | 0 | 1 | 0 | 1 |
| TEAM | 1 | 0 | 6 | -6 | 0 | 0 |
| Skyler Green | 1 | 0 | 6 | -6 | 0 | 0 |

| PASSING | ATT. | COMP | INT | YDS. | TD | LONG | SACKS |
|------------------|------|------|-----|------|----|------|-------|
| JaMarcus Russell | 26 | 9 | 0 | 145 | 2 | 38 | 0 |
| Marcus Randall | 18 | 7 | 1 | 66 | 0 | 23 | 0 |

| RECEIVING | NO. | YDS. | TD | LONG |
|----------------|-----|------|----|------|
| Dwayne Bowe | 5 | 103 | 1 | 38 |
| Joseph Addai | 5 | 65 | 0 | 23 |
| Justin Vincent | 3 | 18 | 0 | 9 |
| Skyler Green | 2 | 16 | 1 | 16 |
| Craig Davis | 1 | 9 | 0 | 9 |

| PUNTING | NO. | YDS. | AVG. | LONG | I20 |
|----------------|-----|------|------|------|-----|
| Patrick Fisher | 3 | 110 | 36.7 | 52 | 1 |
| Chris Jackson | 6 | 232 | 38.7 | 47 | 0 |

| FIELD GOALS | ATT. | MADE | LONG | KICKS |
|---------------|------|------|------|--------------|
| Chris Jackson | 2 | 0 | -- | Missed 41,42 |

| ALL RETURNS | PUNTS | | | KICKOFFS | | | INTERCEPTED | | |
|--------------|-------|------|----|----------|------|----|-------------|------|----|
| | NO. | YDS. | LP | NO. | YDS. | LP | NO. | YDS. | LP |
| Joseph Addai | 0 | 0 | 0 | 2 | 16 | 11 | 0 | 0 | 0 |
| Skyler Green | 1 | 9 | 9 | 2 | 43 | 30 | 0 | 0 | 0 |
| LaRon Landry | 0 | 0 | 0 | 0 | 0 | 0 | 1 | 0 | 0 |

Oregon State

| RUSHING | ATT. | GAIN | LOST | NET | TD | LONG |
|----------------|------|------|------|-----|----|------|
| Dwight Wright | 17 | 88 | 3 | 85 | 0 | 49 |
| Ryan Cole | 8 | 14 | 5 | 9 | 0 | 7 |
| Derek Anderson | 6 | 15 | 25 | -10 | 0 | 15 |

| PASSING | ATT. | COMP | INT | YDS. | TD | LONG | SACKS |
|----------------|------|------|-----|------|----|------|-------|
| Derek Anderson | 47 | 26 | 1 | 231 | 3 | 28 | 3 |

| RECEIVING | NO. | YDS. | TD | LONG |
|----------------|-----|------|----|------|
| Joe Newton | 7 | 71 | 1 | 19 |
| Mike Haas | 5 | 50 | 0 | 28 |
| George Gillett | 5 | 29 | 1 | 9 |
| Dan Haines | 4 | 25 | 0 | 12 |
| Dwight Wright | 2 | 29 | 0 | 18 |
| A. Wheat-Brown | 2 | 14 | 1 | 10 |
| Ryan Cole | 1 | 13 | 0 | 13 |

| PUNTING | NO. | YDS. | AVG. | LONG | I20 |
|--------------|-----|------|------|------|-----|
| Sam Paulescu | 9 | 364 | 40.4 | 54 | 1 |

| FIELD GOALS | ATT. | MADE | LONG | KICKS |
|--------------|------|------|------|---------|
| Alexis Serna | 1 | 40 | 40 | Made 40 |

| ALL RETURNS | PUNTS | | | KICKOFFS | | | INTERCEPTED | | |
|------------------|-------|------|----|----------|------|----|-------------|------|----|
| | NO. | YDS. | LP | NO. | YDS. | LP | NO. | YDS. | LP |
| Sabby Piscitelli | 0 | 0 | 0 | 0 | 0 | 0 | 1 | 7 | 7 |
| Yvenson Bernard | 4 | 26 | 13 | 0 | 0 | 0 | 0 | 0 | 0 |

Scoring Summary

| | | | | | | |
|-----|-------|----|--|---|---|-----|
| OSU | 6 | 3 | 6 | 7 | 6 | -21 |
| LSU | 0 | 0 | 7 | 8 | 7 | -22 |
| OSU | 12:08 | 1Q | Gillett 6 pass from Anderson (Serna kick failed) | | | |
| OSU | 1:35 | 2Q | Serna 40 FG | | | |
| LSU | 5:41 | 3Q | Green 16 pass from Russell (Jackson kick) | | | |
| OSU | 0:48 | 3Q | Wheat-Brown 4 pass from Anderson (Serna kick failed) | | | |
| LSU | 1:05 | 4Q | Bowe 38 pass from Russell (Russell rush) | | | |
| LSU | -- | OT | Randall 5 run (Jackson kick) | | | |
| OSU | -- | OT | Newton 19 pass from Anderson (Serna kick failed) | | | |


Team Statistical Comparisons

| | OSU | LSU |
|-------------------------|----------|-----------|
| FIRST DOWNS | 14 | 15 |
| RUSHING | 3 | 5 |
| PASSING | 11 | 8 |
| PENALTY | 0 | 2 |
| RUSHING ATTEMPTS | 31 | 30 |
| YARDS GAINED RUSHING | 117 | 115 |
| YARDS LOST RUSHING | 33 | 24 |
| NET YARDS RUSHING | 84 | 91 |
| NET YARDS PASSING | 231 | 211 |
| PASSES ATTEMPTED | 47 | 44 |
| PASSES COMPLETED | 26 | 16 |
| HAD INTERCEPTED | 1 | 1 |
| TOTAL OFFENSIVE PLAYS | 78 | 74 |
| TOTAL NET YARDS | 315 | 302 |
| AVERAGE GAIN PER PLAY | 4.0 | 4.1 |
| FUMBLES/LOST | 3-2 | 3-1 |
| PENALTIES/YARDS | 11-70 | 4-24 |
| INTERCEPTIONS/YARDS | 1-7 | 1-0 |
| PUNTS/YARDS | 9 of 364 | 10 of 368 |
| AVERAGE PER PUNT | 40.4 | 36.8 |
| PUNT RETURNS/YARDS | 4-26 | 1-9 |
| KICKOFF RETURNS/YARDS | 0-0 | 4-59 |
| POSSESSION TIME | 32:59 | 27:01 |
| THIRD-DOWN CONVERSIONS | 6 of 20 | 4 of 17 |
| FOURTH-DOWN CONVERSIONS | 1 of 2 | 0 of 1 |
| SACKS BY | 0-0 | 3-18 |



| | |
|----------------|----|
| Arkansas State | 3 |
| #4/6 LSU | 53 |

F



September 11, 2004
Tiger Stadium
Baton Rouge, La.
91,611

What they said...

"I was pleased with the way our players went out and competed in the game. I think we made an effort every day to get better with our execution. I'm pleased with the effort during the week to do that and I think it showed today."

- LSU HEAD COACH NICK SABAN

"We focused on getting things right and dominating up front as far as the offensive line is concerned. Coach Saban said we need to go out there and prove to people that we can play. I think that we showed people that we can compete."

- LSU RB JUSTIN VINCENT

"I think we were able to keep them out of the endzone better than we did last week. Even though they had some field position and things that went on last week, we still didn't let them in the endzone. It is our ultimate job to keep them out of there, and I think that was the best thing we did this week."

- LSU DT KYLE WILLIAMS



Justin Vincent recorded the sixth 100-yard rushing game of his career.

Tigers Overpower Arkansas State

Justin Vincent rushed for 102 yards and 2 TDs and three LSU quarterbacks combined to hit on 12 of 20 passes for 210 yards and 3 scores as the Tigers rolled to a 53-3 win over Arkansas State in Tiger Stadium. LSU wasted little time in establishing itself as the dominant team as the Tigers took the opening kickoff and marched 54 yards in 6 plays for a 7-0 lead following a 5-yard TD run by Vincent just two minutes into the contest. The Indians fumbled the ensuing kickoff and three plays later, **Marcus Randall** found **Corey Webster** for a 6-yard TD pass running the score to 13-0. From there, the rout was on as the Tigers extended their lead to 23-0 after the first quarter and 37-0 at

halftime. Arkansas State got on the board midway through the third quarter with a 34-yard field goal. LSU responded with a pair of touchdowns in a 3-minute span to stretch the lead to 50-3. **Ryan Gaudet** added a 33-yard field goal in the fourth quarter for the final margin. For the game, the Tigers limited ASU to just 54 yards rushing and only 201 yards of offense. **JaMarcus Russell** led all LSU quarterbacks by connecting on 7 of 11 passes for 151 yards and 2 TDs, while **Randall** hit on 5 of 7 for 59 yards and one score. **Craig Davis** led the Tigers with 4 catches for 73 yards, while **Dwayne Bowe** caught a pair of TD passes.

Notes on the Game

- LSU improved to 31-0 against current members of the Sun Belt Conference, including a 3-0 mark against Arkansas State.
- LSU's 50-point victory is the largest margin of victory since the Tigers' 58-0 win over Western Carolina to open the 2000 season (Sept. 2).
- With the Tigers' 53 points, it marked the fourth time LSU has reached the 50-point plateau under head coach **Nick Saban**.
- LSU won its 10th straight game, the third longest winning streak in the nation behind Boise State and Southern Cal.
- **Corey Webster** pulled down a 6-yard touchdown pass from **Marcus Randall** with 11:23 left in the first quarter, giving the senior his first offensive touchdown of his career.
- **Ali Highsmith** recorded the first interception of his career, late in the third quarter.
- **Justin Vincent** recorded the sixth 100-yard rushing game of his career.
- **Travis Daniels** returned a fumble for a touchdown with 3:46 left in the third quarter. It was **Daniels'** second touchdown of his career.
- **Marcus Randall** and **JaMarcus Russell** combined to throw for three touchdowns. They became the first QB tandem to each throw for at least one touchdown since **Randall** and **Matt Mauck** did so against Louisiana Tech on Nov. 1, 2003.
- **Early Doucet** and **Xavier Carter** each recorded their first career receptions in the game, and **E.J. Kuale** registered the first sack of his career.



Individual Statistics

LSU

| RUSHING | ATT. | GAIN | LOST | NET | TD | LONG |
|------------------|-------------|-------------|-------------|------------|-----------|-------------|
| Justin Vincent | 13 | 102 | 0 | 102 | 2 | 27 |
| Joseph Addai | 7 | 95 | 0 | 95 | 1 | 42 |
| Jacob Hester | 9 | 40 | 0 | 40 | 0 | 9 |
| Marcus Randall | 1 | 7 | 0 | 7 | 0 | 7 |
| Jason Spadoni | 5 | 16 | 9 | 7 | 0 | 7 |
| Matt Flynn | 1 | 4 | 0 | 4 | 0 | 4 |
| JaMarcus Russell | 2 | 7 | 5 | 2 | 0 | 7 |

| PASSING | ATT. | COMP | INT | YDS. | TD | LONG | SACKS |
|------------------|-------------|-------------|------------|-------------|-----------|-------------|--------------|
| JaMarcus Russell | 11 | 7 | 0 | 151 | 2 | 32 | 1 |
| Marcus Randall | 7 | 5 | 0 | 59 | 1 | 20 | 0 |
| Matt Flynn | 2 | 0 | 0 | 0 | 0 | 0 | 0 |

| RECEIVING | NO. | YDS. | TD | LONG |
|------------------|------------|-------------|-----------|-------------|
| Craig Davis | 4 | 73 | 0 | 30 |
| Xavier Carter | 3 | 49 | 0 | 22 |
| Dwayne Bowe | 2 | 56 | 2 | 32 |
| Early Doucet | 1 | 20 | 0 | 20 |
| David Jones | 1 | 6 | 0 | 6 |
| Corey Webster | 1 | 6 | 1 | 6 |

| PUNTING | NO. | YDS. | AVG. | LONG | I20 |
|----------------|------------|-------------|-------------|-------------|------------|
| Chris Jackson | 2 | 81 | 40.5 | 43 | 1 |

| FIELD GOALS | ATT. | MADE | LONG | KICKS |
|--------------------|-------------|-------------|-------------|--------------|
| Chris Jackson | 1 | 1 | 34 | made 34 |
| Ryan Gaudet | 1 | 1 | 33 | made 33 |

| ALL RETURNS | PUNTS | | | KICKOFFS | | | INTERCEPTED | | |
|--------------------|--------------|-------------|-----------|-----------------|-------------|-----------|--------------------|-------------|-----------|
| | NO. | YDS. | LP | NO. | YDS. | LP | NO. | YDS. | LP |
| Xavier Carter | 0 | 0 | 0 | 1 | 42 | 42 | 0 | 0 | 0 |
| Early Doucet | 1 | 16 | 16 | 0 | 0 | 0 | 0 | 0 | 0 |
| Corey Webster | 1 | 7 | 7 | 0 | 0 | 0 | 0 | 0 | 0 |
| Joseph Addai | 0 | 0 | 0 | 1 | 15 | 15 | 0 | 0 | 0 |
| Ali Highsmith | 0 | 0 | 0 | 0 | 0 | 0 | 1 | 10 | 10 |
| Travis Daniels | 0 | 0 | 0 | 0 | 0 | 0 | 0 | 1 | 1 |

Arkansas State

| RUSHING | ATT. | GAIN | LOST | NET | TD | LONG |
|----------------|-------------|-------------|-------------|------------|-----------|-------------|
| Antonio Warren | 11 | 38 | 0 | 38 | 0 | 8 |
| Oren O'Neal | 6 | 24 | 0 | 24 | 0 | 6 |
| Clinton Roy | 6 | 11 | 1 | 10 | 0 | 4 |
| Shermar Bracey | 4 | 11 | 3 | 8 | 0 | 7 |

| PASSING | ATT. | COMP | INT | YDS. | TD | LONG | SACKS |
|----------------|-------------|-------------|------------|-------------|-----------|-------------|--------------|
| Nick Noce | 18 | 9 | 1 | 147 | 0 | 60 | 3 |
| Devin Hollins | 4 | 0 | 0 | 0 | 0 | 0 | 0 |

| RECEIVING | NO. | YDS. | TD | LONG |
|------------------|------------|-------------|-----------|-------------|
| Chuck Walker | 3 | 113 | 0 | 60 |
| Mike Brooks | 2 | 6 | 0 | 7 |
| Gary Vincent | 1 | 11 | 0 | 11 |
| Jerome Stegall | 1 | 9 | 0 | 9 |

| PUNTING | NO. | YDS. | AVG. | LONG |
|----------------|------------|-------------|-------------|-------------|
| Jarod Little | 7 | 321 | 45.9 | 66 |

| FIELD GOALS | ATT. | MADE | LONG | KICKS |
|--------------------|-------------|-------------|-------------|--------------------|
| Eric Neihouse | 2 | 1 | 34 | missed 37, made 34 |

| ALL RETURNS | PUNTS | | | KICKOFFS | | | INTERCEPTED | | |
|--------------------|--------------|-------------|-----------|-----------------|-------------|-----------|--------------------|-------------|-----------|
| | NO. | YDS. | LP | NO. | YDS. | LP | NO. | YDS. | LP |
| Antonio Warren | 0 | 0 | 0 | 5 | 75 | 29 | 0 | 0 | 0 |
| Darren Toney | 0 | 0 | 0 | 3 | 45 | 17 | 0 | 0 | 0 |

Scoring Summary

| ASU | 0 | 0 | 3 | 7 | -7 |
|------------|-----------|-----------|-----------|----------|------------|
| LSU | 23 | 14 | 13 | 3 | -53 |

| | | | |
|-----|-------|----|---|
| LSU | 12:58 | 1Q | Vincent 5 run (Jackson kick) |
| LSU | 11:23 | 1Q | Webster 6 pass from Randall (Jackson kick failed) |
| LSU | 5:16 | 1Q | Jackson 34 FG |
| LSU | 1:50 | 1Q | Bowe 32 pass from Russell (Jackson kick) |
| LSU | 7:47 | 2Q | Bowe 24 pass from Russell (Jackson kick) |
| LSU | 4:39 | 2Q | Addai 12 run (Jackson kick) |
| ASU | 8:51 | 3Q | Neihouse 34 FG |
| LSU | 5:51 | 3Q | Vincent 22 run (Jackson kick) |
| LSU | 3:46 | 3Q | T. Daniels 1 fumble return (Jackson kick failed) |

Team Statistical Comparisons

| | ASU | LSU |
|--------------------------|------------|------------|
| FIRST DOWNS | 11 | 24 |
| RUSHING | 4 | 13 |
| PASSING | 6 | 10 |
| PENALTY | 1 | 1 |
| RUSHING ATTEMPTS | 33 | 40 |
| YARDS GAINED RUSHING | 90 | 271 |
| YARDS LOST RUSHING | 36 | 20 |
| NET YARDS RUSHING | 54 | 251 |
| NET YARDS PASSING | 147 | 210 |
| PASSES ATTEMPTED | 22 | 20 |
| PASSES COMPLETED | 9 | 12 |
| HAD INTERCEPTED | 1 | 0 |
| TOTAL OFFENSIVE PLAYS | 55 | 60 |
| TOTAL NET YARDS | 201 | 461 |
| AVERAGE GAIN PER PLAY | 3.7 | 7.7 |
| FUMBLES/LOST | 4-2 | 2-1 |
| PENALTIES/YARDS | 9-78 | 6-56 |
| INTERCEPTIONS/YARDS | 0 of 0 | 1-11 |
| PUNTS/YARDS | 7-321 | 2-81 |
| AVERAGE PER PUNT | 45.9 | 40.5 |
| PUNT RETURNS/YARDS | 23 | 223 |
| KICKOFF RETURNS/YARDS | 8-120 | 2-57 |
| POSSESSION TIME | 30:28 | 29:32 |
| THIRD-DOWN CONVERSIONS | 4 of 14 | 4 of 9 |
| FOURTH-DOWN CONVERSIONS | 0 of 0 | 1 of 1 |
| SACKS BY | 1-5 | 3-27 |



#14/15 Auburn 10

#4/5 LSU 9



F



September 18, 2004
Jordan-Hare Stadium
Auburn, Ala.
87,451

What they said...

"That's a really tough game for our players. We just had a lot of opportunities we squandered, whether it means missing an extra point earlier in the game or situation where we needed to get a stop late in the game. We missed several opportunities to score."

- LSU HEAD COACH NICK SABAN

"We made mistakes, but it wasn't enough to put us in the bad situation that we were in. Two teams like us have to capitalize on each other's mistakes, that's the game of football."

- LSU DE MARCUS SPEARS

"We had the ball in bad field position many times, and we missed opportunities to advance down the field. We just didn't come up with the plays. It could have put Auburn against the wall if we could have scored and put some pressure on them."

- LSU QB JAMARCUS RUSSELL



Kyle Williams and the LSU defense held Carnell Williams and Ronnie Brown to a season low 131 yards.

Auburn Scores Late to Hand LSU a Defeat

Jason Campbell connected with Courtney Taylor on a 16-yard TD pass with just over a minute left to lift 14th-ranked Auburn to a 10-9 win over No. 4 LSU. The victory by Auburn snapped LSU's 10-game winning streak, one that dated back to a 33-7 win over South Carolina last October. The Auburn TD capped a contest that saw the LSU defense hold Auburn in check, limiting the Tigers to just 301 yards of offense, including only 131 yards on the ground. The LSU defense held Auburn's running back tandem of Carnell Williams (75 yards) and Ronnie Brown (67 yards) to 142 combined yards, 70 yards below their season average. LSU appeared to be in good shape early in the contest, taking the opening kickoff and marching 80 yards on 14 plays for a 6-0 lead

following a Marcus Randall 9-yard TD pass to Dwayne Bowe. LSU's Ryan Gaudet pushed the PAT wide right, a point that would come back to haunt LSU. Auburn responded with a 14-play drive of its own that ended with a field goal. LSU, with JaMarcus Russell at QB, answered right back, going 55 yards on eight plays, capped with a 42-yard Chris Jackson field goal. That's all the scoring either team would get until the final minutes of the contest. LSU did have its chances in the second half, getting inside the Auburn 35-yard line twice, but the Tigers failed to capitalize on the opportunity. Alley Broussard led all running back with 84 yards on 10 carries, while Randall and Russell combined to hit on 12 of 28 passes for 168 yards and a TD.

Notes on the Game

- LSU suffered its first loss in 11 games since dropping a 19-7 decision to Florida in Baton Rouge on Oct. 11, 2003. It was also the first regular season loss on the road since being defeated by Arkansas, 21-20, in Little Rock on Nov. 29, 2002.
- The last time LSU lost by more than one point in a regular season game was to Auburn, 31-7, on Oct. 26, 2002.
- Dwayne Bowe extended his streak of at least one touchdown in every game this season when he hauled in a 9-yard reception from Marcus Randall with 8:23 left in the first quarter.
- LaRon Landry sacked Auburn quarterback Jason Campbell late in the first quarter to extend his streak of at least one sack in every game this season.
- Daniel Francis recorded his first career fumble recovery on the first play of the fourth quarter when returner Carnell Williams muffed the punt into Francis' arms.



Individual Statistics

LSU

| RUSHING | | | | | | |
|------------------|------|------|------|-----|----|------|
| | ATT. | GAIN | LOST | NET | TD | LONG |
| Alley Broussard | 10 | 85 | 1 | 84 | 0 | 38 |
| Justin Vincent | 12 | 37 | 3 | 34 | 0 | 6 |
| Marcus Randall | 9 | 32 | 13 | 19 | 0 | 12 |
| Joseph Addai | 3 | 10 | 0 | 10 | 0 | 4 |
| Craig Davis | 1 | 4 | 0 | 5 | 0 | 5 |
| Xavier Carter | 1 | 0 | 1 | -1 | 0 | -1 |
| JaMarcus Russell | 3 | 2 | 13 | -11 | 0 | 2 |

| PASSING | | | | | | | |
|------------------|------|------|-----|------|----|------|-------|
| | ATT. | COMP | INT | YDS. | TD | LONG | SACKS |
| JaMarcus Russell | 19 | 8 | 1 | 123 | 0 | 42 | 2 |
| Marcus Randall | 9 | 4 | 0 | 45 | 1 | 19 | 2 |

| RECEIVING | | | | |
|--------------|-----|------|----|------|
| | NO. | YDS. | TD | LONG |
| Craig Davis | 4 | 88 | 0 | 42 |
| Early Doucet | 3 | 30 | 0 | 12 |
| Dwayne Bowe | 3 | 26 | 1 | 10 |
| David Jones | 2 | 24 | 0 | 19 |

| PUNTING | | | | | |
|---------------|-----|------|------|------|-----|
| | NO. | YDS. | AVG. | LONG | I20 |
| Chris Jackson | 6 | 228 | 38.0 | 52 | 0 |

| FIELD GOALS | | | | |
|---------------|------|------|------|---------|
| | ATT. | MADE | LONG | KICKS |
| Chris Jackson | 1 | 1 | 42 | made 42 |

| ALL RETURNS | | | | | | |
|---------------|-----|------|----|-----|------|----|
| | NO. | YDS. | LP | NO. | YDS. | LP |
| Skyler Green | 1 | -4 | 0 | 0 | 0 | 0 |
| Corey Webster | 1 | 0 | 0 | 0 | 0 | 0 |
| Xavier Carter | 0 | 0 | 1 | 9 | 9 | 0 |

Auburn

| RUSHING | | | | | | |
|------------------|------|------|------|-----|----|------|
| | ATT. | GAIN | LOST | NET | TD | LONG |
| Carnell Williams | 18 | 85 | 10 | 75 | 0 | 22 |
| Ronnie Brown | 9 | 67 | 0 | 67 | 0 | 20 |
| Team | 1 | 0 | 2 | -2 | 0 | 0 |
| Jason Campbell | 6 | 5 | 14 | -9 | 0 | 4 |

| PASSING | | | | | | | |
|----------------|------|------|-----|------|----|------|-------|
| | ATT. | COMP | INT | YDS. | TD | LONG | SACKS |
| Jason Campbell | 27 | 16 | 0 | 170 | 1 | 30 | 2 |

| RECEIVING | | | | |
|------------------|-----|------|----|------|
| | NO. | YDS. | TD | LONG |
| Courtney Taylor | 5 | 71 | 1 | 17 |
| Anthony Mix | 4 | 22 | 0 | 10 |
| Carnell Williams | 3 | 17 | 0 | 19 |
| Cooper Wallace | 2 | 42 | 0 | 30 |
| Ben Obomanu | 1 | 13 | 0 | 13 |
| Ronnie Brown | 1 | 5 | 0 | 5 |

| PUNTING | | | | | |
|------------|-----|------|------|------|-----|
| | NO. | YDS. | AVG. | LONG | I20 |
| Kody Bliss | 6 | 244 | 40.7 | 49 | 4 |

| FIELD GOALS | | | | |
|-------------|------|------|------|-------|
| | ATT. | MADE | LONG | KICKS |
| None | | | | |

| ALL RETURNS | | | | | | |
|------------------|-----|------|----|-----|------|----|
| | NO. | YDS. | LP | NO. | YDS. | LP |
| Carnell Williams | 1 | 0 | 0 | 0 | 0 | 0 |
| Tre Smith | 1 | 12 | 12 | 0 | 0 | 0 |
| Davin Aromashodu | 0 | 0 | 0 | 1 | 13 | 13 |
| Junior Rosegreen | 2 | 12 | 12 | 1 | 13 | 13 |

Scoring Summary

| | | | | | |
|-----|---|---|---|---|-----|
| AU | 3 | 0 | 0 | 7 | -10 |
| LSU | 6 | 3 | 0 | 0 | -9 |

| | | | |
|-----|-------|----|---|
| LSU | 8:23 | 1Q | Bowe 9 pass from Randall (Gaudet kick failed) |
| AU | 1:37 | 1Q | Vaughn 29 FG |
| LSU | 13:48 | 2Q | Jackson 42 FG |
| AU | 1:14 | 4Q | Taylor 16 pass from Campbell |


Team Statistical Comparisons

| | AU | LSU |
|--------------------------|------------|------------|
| FIRST DOWNS | 18 | 16 |
| RUSHING | 10 | 6 |
| PASSING | 7 | 10 |
| PENALTY | 1 | 0 |
| RUSHING ATTEMPTS | 39 | 34 |
| YARDS GAINED RUSHING | 171 | 157 |
| YARDS LOST RUSHING | 31 | 26 |
| NET YARDS RUSHING | 140 | 131 |
| NET YARDS PASSING | 168 | 170 |
| PASSES ATTEMPTED | 28 | 27 |
| PASSES COMPLETED | 12 | 16 |
| HAD INTERCEPTED | 1 | 0 |
| TOTAL OFFENSIVE PLAYS | 67 | 61 |
| TOTAL NET YARDS | 308 | 301 |
| AVERAGE GAIN PER PLAY | 4.6 | 4.9 |
| FUMBLES/LOST | 1-1 | 2-1 |
| PENALTIES/YARDS | 6-37 | 5-60 |
| INTERCEPTIONS/YARDS | 0-0 | 1-5 |
| PUNTS/YARDS | 6-228 | 6-244 |
| AVERAGE PER PUNT | 38.0 | 40.7 |
| PUNT RETURNS/YARDS | 2-(-4) | 2-12 |
| KICKOFF RETURNS/YARDS | 1-9 | 1-13 |
| POSSESSION TIME | 30:20 | 29:40 |
| THIRD-DOWN CONVERSIONS | 6 of 15 | 4 of 13 |
| FOURTH-DOWN CONVERSIONS | 0 of 0 | 1 of 2 |
| SACKS BY | 2-14 | 4-25 |



Mississippi State 0
#13/13 LSU 51

JEFFERSON PILOTSPORTS F



September 25, 2004
Tiger Stadium
Baton Rouge, La.
91,431

What they said...

"This was the first game today that I thought we went out and beat the other team like we want, dominate the line of scrimmage, and I was particularly pleased with the way the team as a whole did that."

- LSU HEAD COACH NICK SABAN

"It feels good. Coach (Saban) challenged us to go out there and identify ourselves, and I think we did a pretty good job of reacting to what went on (at last week's game) at practice this week."

- LSU QB JAMARCUS RUSSELL

"That's the quickest way to get a bitter taste out of your mouth coming out and doing some good things and seeing what the team is capable of. We showed that we're capable of doing some good things when we execute. It was just important for us to come out and play well."

- LSU DE MARCUS SPEARS



Marcus Spears' interception for a touchdown was the second score of his career.

Tigers Score Early and Often

Alley Broussard scored a career-best 3 TDs, all in the first 17 minutes of the game, as the Tigers racked up 599 yards of offense in rolling to a 51-0 win over Mississippi State in Tiger Stadium. LSU set the tone early in the contest going 74 yards on 7 plays, five of which were runs, for a 7-0 lead just three minutes into the game. Following a MSU fumble on its first possession, the Tigers needed only 6 plays to go 18 yards for a 14-0 lead midway through the first quarter. From there, the rout was on as the Tigers built a 27-0 lead early in the second quarter following a 35-yard interception

return for a TD by Marcus Spears. LSU led 34-0 at halftime. In the second half, the Tigers stretched the margin to 41-0 on an 8-yard run by QB JaMarcus Russell and then 48-0 on a 67-yard TD reception by Xavier Carter. For the contest, LSU picked up 31 first downs, while limiting MSU to just 7. LSU also held MSU to only 130 yards of offense, while intercepting a season-high 4 passes. The 51-point margin of victory was the biggest by LSU in an SEC game since a 61-6 win over Mississippi State in 1969. It was also LSU's first shutout since a 42-0 win over Mississippi State in 2001.

Notes on the Game

- LSU's four interceptions in the game marks the first time the Tigers have recorded at least four interceptions in a game since Oct. 12, 2002 at Florida.
- LSU recorded its first shutout since blanking UL-Lafayette on Oct. 5, 2002. It marked the fifth time the Tigers have shut out an opponent in the Nick Saban era. The last time LSU shut out an opponent in the SEC was on Oct. 20, 2001, also against Mississippi State.
- The 599 total yards accumulated by LSU are the most in an SEC game by the Tigers since racking up 611 yards at Alabama on Nov. 13, 2001.
- LSU's 51-point victory is the second most lopsided victory in the Saban era since LSU's 58-0 defeat of Western Carolina in the 2000 season opener.
- LSU's 51-point victory is also the largest margin of victory over an SEC opponent since the Tigers defeated Mississippi State, 61-6, on Nov. 15, 1969.
- LSU tallied 272 rushing yards in the game, the most in an SEC contest since rushing for 400 yards versus Kentucky on Nov. 1, 1997.
- LSU started two true freshmen in the same game on defense (Ali Highsmith and Glen Dorsey) for the first time under head coach Nick Saban.
- Alley Broussard's three touchdowns marked the first time LSU had a player scored at least three rushing touchdowns in a game since Domanick Davis scored four touchdowns in the 2001 Sugar Bowl against Illinois. It was also the first multi-touchdown game of Broussard's career.
- Corey Webster recorded his 15th career interception with 1:15 left in the first quarter to move five behind Chris Williams' 20 on LSU's all-time career interceptions list. Webster also picked up his first career fumble recovery in the game.
- Marcus Spears pulled down the fourth interception of his career and returned it 35 yards for a touchdown, the senior's second career interception return for a touchdown.
- Matt Flynn threw his first career completion and touchdown in the fourth quarter, a 67-yard strike to Xavier Carter.



Individual Statistics

LSU

| RUSHING | ATT. | GAIN | LOST | NET | TD | LONG |
|------------------|------|------|------|-----|----|------|
| Alley Broussard | 13 | 75 | 2 | 73 | 3 | 16 |
| Jacob Hester | 7 | 50 | 0 | 50 | 0 | 18 |
| Joseph Addai | 7 | 45 | 0 | 45 | 0 | 14 |
| Justin Vincent | 9 | 43 | 4 | 39 | 0 | 12 |
| JaMarcus Russell | 4 | 26 | 0 | 26 | 1 | 8 |
| Shyrone Carey | 8 | 25 | 0 | 25 | 0 | 7 |
| Jason Spadoni | 9 | 16 | 8 | 8 | 0 | 5 |
| Marcus Randall | 1 | 6 | 0 | 6 | 0 | 6 |

| PASSING | ATT. | COMP | INT | YDS. | TD | LONG | SACKS |
|------------------|------|------|-----|------|----|------|-------|
| JaMarcus Russell | 12 | 9 | 0 | 137 | 1 | 26 | 0 |
| Marcus Randall | 7 | 7 | 0 | 103 | 0 | 22 | 0 |
| Matt Flynn | 3 | 2 | 0 | 87 | 1 | 67 | 0 |

| RECEIVING | NO. | YDS. | TD | LONG |
|------------------|-----|------|----|------|
| Dwayne Bowe | 6 | 99 | 0 | 26 |
| Craig Davis | 5 | 93 | 0 | 22 |
| Early Doucet | 2 | 22 | 1 | 12 |
| Xavier Carter | 1 | 67 | 1 | 67 |
| Bennie Brazell | 1 | 20 | 0 | 20 |
| Justin Vincent | 1 | 16 | 0 | 16 |
| Jacob Hester | 1 | 10 | 0 | 10 |
| Demetri Robinson | 1 | 0 | 0 | 0 |

| PUNTING | NO. | YDS. | AVG. | LONG | I20 |
|---------|-----|------|------|------|-----|
| None | | | | | |

| FIELD GOALS | ATT. | MADE | LONG | KICKS |
|-------------|------|------|------|---------|
| Ryan Gaudet | 1 | 1 | 37 | made 37 |

| ALL RETURNS | PUNTS | | | KICKOFFS | | | INTERCEPTED | | |
|----------------|-------|------|----|----------|------|----|-------------|------|----|
| | NO. | YDS. | LP | NO. | YDS. | LP | NO. | YDS. | LP |
| Jessie Daniels | 0 | 0 | 0 | 0 | 0 | 0 | 1 | 24 | 24 |
| Keron Gordon | 0 | 0 | 0 | 0 | 0 | 0 | 1 | 13 | 13 |
| Marcus Spears | 0 | 0 | 0 | 0 | 0 | 0 | 1 | 35 | 35 |
| Joseph Addai | 0 | 0 | 0 | 1 | 26 | 26 | 0 | 0 | 0 |
| Shyrone Carey | 5 | 19 | 10 | 0 | 0 | 0 | 0 | 0 | 0 |
| Corey Webster | 0 | 0 | 0 | 0 | 0 | 0 | 1 | 0 | 0 |

Mississippi State

| RUSHING | ATT. | GAIN | LOST | NET | TD | LONG |
|-----------------|------|------|------|-----|----|------|
| Fred Reid | 4 | 23 | 0 | 23 | 0 | 9 |
| Jason Jude | 4 | 18 | 0 | 18 | 0 | 6 |
| Jerious Norwood | 10 | 20 | 3 | 17 | 0 | 9 |
| Omarr Conner | 3 | 4 | 16 | -12 | 0 | 4 |

| PASSING | ATT. | COMP | INT | YDS. | TD | LONG | SACKS |
|--------------|------|------|-----|------|----|------|-------|
| Kyle York | 14 | 4 | 1 | 46 | 0 | 19 | 1 |
| Omarr Conner | 12 | 4 | 3 | 44 | 0 | 25 | 2 |

| RECEIVING | NO. | YDS. | TD | LONG |
|-----------------|-----|------|----|------|
| Tee Milons | 3 | 37 | 0 | 19 |
| Eric Butler | 1 | 25 | 0 | 25 |
| Fred Reid | 1 | 11 | 0 | 11 |
| Jerious Norwood | 1 | 10 | 0 | 10 |
| Will Prosser | 1 | 7 | 0 | 7 |

| PUNTING | NO. | YDS. | AVG. | LONG |
|-----------------|-----|------|------|------|
| Brooks Crabtree | 8 | 276 | 34.5 | 41 |

| FIELD GOALS | ATT. | MADE | LONG | KICKS |
|-------------|------|------|------|-------|
| None | 0 | 0 | 0 | 0 |

| ALL RETURNS | PUNTS | | | KICKOFFS | | | INTERCEPTED | | |
|------------------|-------|------|----|----------|------|----|-------------|------|----|
| | NO. | YDS. | LP | NO. | YDS. | LP | NO. | YDS. | LP |
| Fred Reid | 0 | 0 | 0 | 4 | 66 | 20 | 0 | 0 | 0 |
| Tyler Threadgill | 0 | 0 | 0 | 1 | 23 | 23 | 0 | 0 | 0 |
| Jonathan Lowe | 0 | 0 | 0 | 3 | 40 | 29 | 0 | 0 | 0 |

Scoring Summary

| MSU | 0 | 0 | 0 | 0 | -0 |
|-----|-------|----|--|----|-----|
| LSU | 14 | 20 | 7 | 10 | -51 |
| LSU | 12:18 | 1Q | Broussard 11 run (Jackson kick) | | |
| LSU | 8:29 | 1Q | Broussard 1 run (Jackson kick) | | |
| LSU | 13:40 | 2Q | Broussard 16 run (kick failed) | | |
| LSU | 12:26 | 2Q | Spears 35 interception return (Jackson kick) | | |
| LSU | 2:37 | 2Q | Doucet 12 pass from Russell (Jackson kick) | | |
| LSU | 10:10 | 3Q | Russell 8 run (Jackson kick) | | |
| LSU | 14:45 | 4Q | Carter 67 pass from Flynn (Jackson kick) | | |
| LSU | 9:33 | 4Q | Gaudet 37 FG | | |

Team Statistical Comparisons

| | MSU | LSU |
|--------------------------|------------|------------|
| FIRST DOWNS | 7 | 31 |
| RUSHING | 1 | 16 |
| PASSING | 5 | 15 |
| PENALTY | 1 | 0 |
| RUSHING ATTEMPTS | 22 | 58 |
| YARDS GAINED RUSHING | 65 | 286 |
| YARDS LOST RUSHING | 25 | 14 |
| NET YARDS RUSHING | 40 | 272 |
| NET YARDS PASSING | 90 | 327 |
| PASSES ATTEMPTED | 26 | 23 |
| PASSES COMPLETED | 8 | 18 |
| HAD INTERCEPTED | 4 | 0 |
| TOTAL OFFENSIVE PLAYS | 48 | 81 |
| TOTAL NET YARDS | 130 | 599 |
| AVERAGE GAIN PER PLAY | 2.7 | 7.4 |
| FUMBLES/LOST | 1-1 | 5-4 |
| PENALTIES/YARDS | 1-13 | 9-64 |
| INTERCEPTIONS/YARDS | 0-0 | 4-74 |
| PUNTS/YARDS | 8-276 | 0-0 |
| AVERAGE PER PUNT | 34.5 | 0.0 |
| PUNT RETURNS/YARDS | 0-0 | 6-21 |
| KICKOFF RETURNS/YARDS | 8-129 | 1-16 |
| POSSESSION TIME | 21:04 | 38:56 |
| THIRD-DOWN CONVERSIONS | 2 of 10 | 12 of 15 |
| FOURTH-DOWN CONVERSIONS | 0 of 0 | 0 of 0 |
| SACKS BY | 0-0 | 3-22 |



| | |
|--------------|----|
| #3/3 Georgia | 45 |
| #13/13 LSU | 16 |



F



October 2, 2004
Stanford Stadium
Athens, Ga.
92,746

What they said...

"We had some momentum going into half-time. I thought we would come out in the second half and establish some big drives, but things did not happen that way. I am a little surprised. I thought we could have moved the ball downfield in the second half, and we didn't."

- LSU QB JAMARCUS RUSSELL

"Honestly, we did not come out and play the way we thought we would. We have to learn from this game. (Georgia) tried to establish a running game early, and then they opened up the passing game. The difference is that they made more plays today than they did last year. Their offense is made for their wideouts to stretch the field."

- LSU CB COREY WEBSTER



Craig Davis' 24-yard reception led LSU to a field goal just before the half.

Green Passes Georgia Past LSU

David Greene threw 5 touchdown passes as third-ranked Georgia, behind a pair of first half LSU turnovers, raced out to a 24-0 lead midway through the second quarter and never looked back in a 45-16 win over the Tigers in Athens. Trailing 24-0, LSU mounted a rally that pulled the Tigers to within 24-10 at halftime. First, JaMarcus Russell guided the Tigers on a 7-play, 80-yard drive, capped with an 18-yard TD strike to Dwayne Bowe with 1:23 left before halftime. After holding Georgia to three plays and out on its next series, the Tigers quickly moved 24 yards in two plays setting up a 31-yard field goal by Chris Jackson as time expired in the first half pulling LSU to within 24-10. With an apparent momentum

swing towards LSU, the Tigers got the ball to start the second half and moved all the way to the UGA 34-yard line before the drive stalled out. From there, LSU could muster little offense as the Bulldogs stretched their lead to 31-10 at the 5:12 mark on a Greene-to-Fred Gibson pass. LSU wouldn't get any closer the rest of the way. The Tigers did close the contest with an 8-play, 80-yard TD drive engineered by QB Marcus Randall. For the contest, LSU managed only 314 yards of offense, compared to 430 for the Bulldogs. Russell led LSU by hitting on 9 of 17 passes for 131 yards and 1 TD, while Alley Broussard rushed for 45 yards in his first career start.

Notes on the Game

- With Kyle Williams' sack of Georgia's David Green with 5:40 left in the second half, LSU extended its streak to 30 consecutive games with at least one sack.
- Alley Broussard and Jacob Hester each made their first career starts on offense.
- Skyler Green moved into ninth-place on LSU's career punt return yards with his first return of the game, a 16-yard return in the second quarter. He passed Todd Kinchen (475 career yards from 1989-1991) and now has 483 yards.
- Green extended his streak to 19 games with a reception.
- Dwayne Bowe pulled down his fifth touchdown reception of the season, an 18-yard pass from JaMarcus Russell with 1:23 left in the second quarter.
- Xavier Carter recorded his second touchdown reception of the season, a 2-yard pass from Marcus Randall. It was Randall's third touchdown pass of the year.

CAPITAL ONE BOWL



Individual Statistics

LSU

| RUSHING | ATT. | GAIN | LOST | NET | TD | LONG |
|------------------|------|------|------|-----|----|------|
| Alley Broussard | 12 | 48 | 3 | 45 | 0 | 12 |
| Joseph Addai | 5 | 44 | 0 | 44 | 0 | 35 |
| Jacob Hester | 2 | 20 | 0 | 20 | 0 | 20 |
| Justin Vincent | 2 | 6 | 4 | 2 | 0 | 5 |
| Team | 1 | 0 | 2 | -2 | 0 | 0 |
| Marcus Randall | 2 | 0 | 19 | -19 | 0 | 0 |
| JaMarcus Russell | 5 | 7 | 30 | -23 | 0 | 6 |

| PASSING | ATT. | COMP | INT | YDS. | TD | LONG | SACKS |
|------------------|------|------|-----|------|----|------|-------|
| JaMarcus Russell | 17 | 9 | 0 | 131 | 1 | 38 | 3 |
| Marcus Randall | 13 | 10 | 0 | 116 | 1 | 20 | 2 |

| RECEIVING | NO. | YDS. | TD | LONG |
|---------------|-----|------|----|------|
| Dwayne Bowe | 6 | 78 | 1 | 18 |
| Craig Davis | 4 | 48 | 0 | 24 |
| Joseph Addai | 3 | 57 | 0 | 38 |
| Skyler Green | 3 | 24 | 0 | 12 |
| Early Doucet | 2 | 38 | 0 | 29 |
| Xavier Carter | 1 | 2 | 1 | 2 |

| PUNTING | NO. | YDS. | AVG. | LONG | I20 |
|---------------|-----|------|------|------|-----|
| Chris Jackson | 9 | 340 | 37.8 | 50 | 2 |

| FIELD GOALS | ATT. | MADE | LONG | KICKS |
|---------------|------|------|------|---------|
| Chris Jackson | 1 | 1 | 31 | made 31 |

| ALL RETURNS | PUNTS | | | KICKOFFS | | | INTERCEPTED | | |
|---------------|-------|------|----|----------|------|----|-------------|------|----|
| | NO. | YDS. | LP | NO. | YDS. | LP | NO. | YDS. | LP |
| Skyler Green | 1 | 16 | 16 | 0 | 0 | 0 | 0 | 0 | 0 |
| Xavier Carter | 0 | 0 | 4 | 57 | 22 | 0 | 0 | 0 | 0 |

Georgia

| RUSHING | ATT. | GAIN | LOST | NET | TD | LONG |
|---------------|------|------|------|-----|----|------|
| Danny Ware | 22 | 115 | 6 | 109 | 9 | 20 |
| Thomas Brown | 13 | 82 | 1 | 81 | 1 | 46 |
| D.J. Shockely | 3 | 39 | 0 | 39 | 0 | 27 |
| Jeremy Thomas | 1 | 2 | 0 | 2 | 0 | 0 |
| Dee Williams | 2 | 2 | 0 | 2 | 0 | 2 |
| David Greene | 2 | 6 | 9 | -3 | 0 | 0 |
| Tony Milton | 6 | 4 | 134 | -9 | 0 | 3 |

| PASSING | ATT. | COMP | INT | YDS. | TD | LONG | SACKS |
|---------------|------|------|-----|------|----|------|-------|
| David Greene | 19 | 10 | 0 | 172 | 5 | 30 | 1 |
| D.J. Shockley | 7 | 3 | 0 | 37 | 0 | 47 | 0 |

| RECEIVING | NO. | YDS. | TD | LONG |
|----------------|-----|------|----|------|
| Reggie Brown | 5 | 110 | 3 | 47 |
| Fred Gibson | 3 | 56 | 2 | 30 |
| Danny Ware | 2 | 1 | 0 | 5 |
| Martrez Milner | 1 | 27 | 0 | 27 |
| Sean Bailey | 1 | 21 | 1 | 21 |
| Des Williams | 1 | -6 | 0 | 0 |

| PUNTING | NO. | YDS. | AVG. | LONG | I2 |
|------------------|-----|------|------|------|----|
| Gordon Ely-Kelso | 7 | 260 | 37.1 | 50 | 1 |

| FIELD GOALS | ATT. | MADE | LONG | KICKS |
|-------------|------|------|------|---------|
| Andy Bailey | 1 | 1 | 32 | made 32 |

| ALL RETURNS | PUNTS | | | KICKOFFS | | | INTERCEPTED | | |
|----------------|-------|------|----|----------|------|----|-------------|------|----|
| | NO. | YDS. | LP | NO. | YDS. | LP | NO. | YDS. | LP |
| Tim Jennings | 2 | -2 | 0 | 0 | 0 | 0 | 0 | 0 | 0 |
| Tyson Browning | 0 | 0 | 0 | 1 | 13 | 13 | 0 | 0 | 0 |

Scoring Summary

| | | | | | |
|-----|----|----|----|---|-----|
| UGA | 10 | 14 | 14 | 7 | -45 |
| LSU | 0 | 10 | 0 | 6 | -16 |

| | | | |
|-----|-------|----|---|
| UG | 7:49 | 1Q | Brown 25 pass from Greene (A. Bailey kick) |
| UG | 1:30 | 1Q | A. Bailey 32 FG |
| UG | 11:52 | 2Q | Gibson 2 pass from Greene (A. Bailey kick) |
| UG | 9:40 | 2Q | Brown 29 pass from Greene (A. Bailey kick) |
| LSU | 1:23 | 2Q | Bowe 18 pass from Randall (Jackson kick) |
| LSU | 0:00 | 2Q | Jackson 31 FG |
| UG | 5:12 | 3Q | Gibson 24 pass from Greene (A. Bailey kick) |
| UG | 1:59 | 3Q | S. Bailey 21 pass from Greene (A. Bailey kick) |
| UG | 6:36 | 4Q | Brown 1 run (A. Bailey kick) |
| LSU | 1:51 | 4Q | Xavier Carter 2 pass from Randall (Jackson kick failed) |

Team Statistical Comparisons

| | UGA | LSU |
|--------------------------|------------|------------|
| FIRST DOWNS | 16 | 20 |
| RUSHING | 5 | 11 |
| PASSING | 11 | 8 |
| PENALTY | 0 | 1 |
| RUSHING ATTEMPTS | 29 | 49 |
| YARDS GAINED RUSHING | 125 | 250 |
| YARDS LOST RUSHING | 58 | 29 |
| NET YARDS RUSHING | 67 | 221 |
| NET YARDS PASSING | 247 | 209 |
| PASSES ATTEMPTED | 19 | 13 |
| PASSES COMPLETED | 30 | 26 |
| HAD INTERCEPTED | 0 | 0 |
| TOTAL OFFENSIVE PLAYS | 59 | 74 |
| TOTAL NET YARDS | 314 | 430 |
| AVERAGE GAIN PER PLAY | 5.3 | 5.7 |
| FUMBLES/LOST | 4-3 | 1-0 |
| PENALTIES/YARDS | 4-31 | 1-10 |
| INTERCEPTIONS/YARDS | 0-0 | 0-0 |
| PUNTS/YARDS | 9-340 | 7-260 |
| AVERAGE PER PUNT | 37.8 | 37.1 |
| PUNT RETURNS/YARDS | 1-16 | 2-(-2) |
| KICKOFF RETURNS/YARDS | 5-77 | 1-13 |
| POSSESSION TIME | 26:01 | 33:59 |
| THIRD-DOWN CONVERSIONS | 2 of 11 | 6 of 16 |
| FOURTH-DOWN CONVERSIONS | 1 of 1 | 0 of 0 |
| SACKS | 5-49 | 1-9 |



| | |
|-------------|----|
| #12 Florida | 21 |
| #24 LSU | 24 |

ESPN

F



October 9, 2004
Ben Hill Griffin Stadium
Gainesville, Fla.
90,377

What they said...

"Coach (Saban) just told us to believe in ourselves. We've run through that play a lot during practice. So I mean, it was just like a practice field. Everybody has their man. I criss cross with Skyler Green. I come underneath him. We've practiced that play so much, I kept thinking it was like practice."
- LSU RB JOSEPH ADDAI

"We decided to switch it up this game. We started with JaMarcus Russell first, but the whole team has seen me play too. They've seen me come out second and they've seen me start. We just like to switch it up. I've been playing well. Whether or not coach thinks I'm better coming off the bench is a different thing. That happened again tonight."
- LSU QB MARCUS RANDALL

What they did...

- SEC Offensive Player of the Week
- LSWA Offensive Player of the Week
- Marcus Randall



Marcus Randall engineered the second comeback of the season, with his game-winning touchdown pass to Joseph Addai.

Randall, Addai Lead Tigers Past Florida

Marcus Randall came off the bench to rally LSU from a 14-0 first quarter deficit to beat 12th-ranked Florida, 24-21, in Gainesville. Down 21-17 with just over two minutes left in the contest, Randall guided the Tigers on a 6-play, 50-yard drive, capped with a 10-yard scoring pass to **Joseph Addai**, for the come-from-behind win for the Tigers. Trailing 14-0 following a pair of first quarter interceptions that led to Florida scoring drives of 5 and 3-yards, Randall took over for an injured **JaMarcus Russell**. Randall pulled the Tigers to within 21-14 at halftime after engineering a pair of 80-yard scoring drives. **Alley Broussard** got the Tigers to within 14-7 on a 1-yard plunge early in the second quarter. Florida extended its lead to 21-7 with just over a

minute left in the first half, before Randall engineered a 7-play, 80-yard drive, capped with a 15-yard TD pass to **Early Doucet** with 12 seconds left in the first half. **Chris Jackson** kicked a 47-yard field goal in the third quarter to get the Tigers to within 21-17 before a fourth quarter defensive struggle paved the way for LSU's last-minute comeback against the Gators. For the game, Randall connected on 18 of 27 passes for 198 and 2 TDs, while Addai led the Tigers with 93 yards rushing. Addai also caught 4 passes for 26 yards, including the game-winner. Offensively, the Tigers put up 464 yards (210 rushing, 254 passing) compared to just 236 (94 rushing, 142 passing) for the Gators.

Notes on the Game

- The comeback victory was the seventh time under **Nick Saban** that the Tigers have rallied to win a game despite trailing in the final quarter. LSU came back from a 15-7 fourth quarter deficit against Oregon State in the season opener. It also marked the fourth time **Marcus Randall** has been involved in a comeback victory. **Randall** engineered game winning drives against Ole Miss and Kentucky in 2002 and also ran in the game-winning score versus Oregon State in the season opener.
- LSU won back-to-back games in Gainesville for the first time since doing so in 1980 and 1982.
- LSU had four first-time starters in the game, including **JaMarcus Russell**, **Early Doucet**, **Brian Johnson** and **Ken Hollis**.
- **Marcus Randall** went over 2,000 career passing yards in tonight's game. He entered tonight's game with 1,972 yards and finished the game with 198 yards for a career total of 2,170.
- LSU's sack of Florida's **Chris Leak** on the last play of the third quarter (by **Kirston Pittman**) extended the Tigers streak of recording at least one sack in a game to 31 straight.
- **Chris Jackson's** 47-yard field goal with 7:22 left in the third quarter tied his career-long. He also kicked a 47-yarder against Arkansas last season.
- **Shyrone Carey's** reception in the fourth quarter made him the 14th different LSU player to have at least one reception this season.



Individual Statistics

LSU

| RUSHING | ATT. | GAIN | LOST | NET | TD | LONG |
|------------------|------|------|------|-----|----|------|
| Joseph Addai | 10 | 93 | 0 | 93 | 0 | 16 |
| Marcus Randall | 10 | 64 | 18 | 46 | 0 | 15 |
| Alley Broussard | 13 | 46 | 2 | 44 | 1 | 11 |
| Shyrone Carey | 9 | 35 | 0 | 35 | 0 | 8 |
| Justin Vincent | 1 | 0 | 0 | 0 | 0 | 0 |
| JaMarcus Russell | 2 | 1 | 9 | -8 | 0 | 1 |

| PASSING | ATT. | COMP | INT | YDS. | TD | LONG | SACKS |
|------------------|------|------|-----|------|----|------|-------|
| Marcus Randall | 27 | 18 | 1 | 198 | 2 | 22 | 3 |
| JaMarcus Russell | 10 | 6 | 2 | 56 | 0 | 14 | 1 |
| TEAM | 1 | 0 | 0 | 0 | 0 | 0 | 0 |

| RECEIVING | NO. | YDS. | TD | LONG |
|----------------|-----|------|----|------|
| Craig Davis | 5 | 65 | 0 | 22 |
| Skyler Green | 5 | 44 | 0 | 18 |
| Joseph Addai | 4 | 26 | 1 | 10 |
| Early Doucet | 3 | 52 | 1 | 19 |
| Dwayne Bowe | 2 | 14 | 0 | 14 |
| Keith Zinger | 1 | 14 | 0 | 14 |
| David Jones | 1 | 13 | 0 | 13 |
| Jacob Hester | 1 | 11 | 0 | 11 |
| Shyrone Carey | 1 | 9 | 0 | 9 |
| Justin Vincent | 1 | 6 | 0 | 6 |

| PUNTING | NO. | YDS. | AVG. | LONG | I20 |
|---------------|-----|------|------|------|-----|
| Chris Jackson | 3 | 119 | 39.7 | 42 | 1 |

| FIELD GOALS | ATT. | MADE | LONG | KICKS |
|---------------|------|------|------|------------------------|
| Chris Jackson | 3 | 1 | 47 | made 47, missed 48, 35 |

| ALL RETURNS | PUNTS | | | KICKOFFS | | | INTERCEPTED | | |
|---------------|-------|------|----|----------|------|----|-------------|------|----|
| | NO. | YDS. | LP | NO. | YDS. | LP | NO. | YDS. | LP |
| Skyler Green | 2 | 12 | 9 | 0 | 0 | 0 | 0 | 0 | 0 |
| Xavier Carter | 0 | 0 | 0 | 1 | 17 | 17 | 0 | 0 | 0 |

Florida

| RUSHING | ATT. | GAIN | LOST | NET | TD | LONG |
|-----------------|------|------|------|-----|----|------|
| Ciattrick Fason | 21 | 93 | 1 | 92 | 1 | 13 |
| Andre Caldwell | 1 | 5 | 0 | 5 | 0 | 5 |
| DeShawn Wynn | 1 | 3 | 0 | 3 | 0 | 3 |
| Team | 1 | 0 | 2 | -2 | 0 | 0 |
| Chris Leak | 2 | 5 | 9 | -4 | 0 | 5 |

| PASSING | ATT. | COMP | INT | YDS. | TD | LONG | SACKS |
|------------|------|------|-----|------|----|------|-------|
| Chris Leak | 33 | 15 | 0 | 142 | 2 | 36 | 1 |

| RECEIVING | NO. | YDS. | TD | LONG |
|----------------|-----|------|----|------|
| O.J. Small | 4 | 27 | 1 | 18 |
| Andre Caldwell | 3 | 42 | 0 | 36 |
| Dallas Baker | 2 | 35 | 0 | 22 |
| Billy Latsko | 2 | 17 | 0 | 11 |
| Chad Jackson | 1 | 13 | 0 | 13 |
| Reggie Lewis | 1 | 6 | 0 | 6 |
| Tate Casey | 1 | 3 | 1 | 3 |
| DeShawn Wynn | 1 | -1 | 0 | 0 |

| PUNTING | NO. | YDS. | AVG. | LONG | I20 |
|-------------|-----|------|------|------|-----|
| Eric Wilbur | 8 | 336 | 42.0 | 56 | 4 |

| FIELD GOALS | ATT. | MADE | LONG | KICKS |
|-------------|------|------|------|-------|
| None | | | | |

| ALL RETURNS | PUNTS | | | KICKOFFS | | | INTERCEPTED | | |
|----------------|-------|------|----|----------|------|----|-------------|------|----|
| | NO. | YDS. | LP | NO. | YDS. | LP | NO. | YDS. | LP |
| Andre Caldwell | 0 | 0 | 0 | 3 | 42 | 28 | 0 | 0 | 0 |
| Chad Jackson | 0 | 0 | 0 | 1 | 27 | 27 | 0 | 0 | 0 |

Scoring Summary

| | | | | | |
|------------|----|----|---|---|-----|
| UF | 14 | 7 | 0 | 0 | -21 |
| LSU | 0 | 14 | 3 | 7 | -24 |

| | | | |
|-----|-------|----|---|
| UF | 10:18 | 1Q | Fason 5 run (Leach kick) |
| UF | 4:28 | 1Q | Casey 3 pass from Leak (Leach kick) |
| LSU | 12:30 | 2Q | Broussard 1 run (Gaudet kick) |
| UF | 1:39 | 2Q | Samll 18 pass from Leak (Leach kick) |
| LSU | 0:12 | 2Q | Doucet 15 pass from Randall (Gaudet kick) |
| LSU | 7:22 | 3Q | Jackson 47 FG |
| LSU | 0:27 | 4Q | Addai 10 pass from Randall (Gaudet kick) |

Team Statistical Comparisons


| | UF | LSU |
|--------------------------|------------|------------|
| FIRST DOWNS | 29 | 14 |
| RUSHING | 15 | 6 |
| PASSING | 12 | 5 |
| PENALTY | 2 | 3 |
| RUSHING ATTEMPTS | 45 | 26 |
| YARDS GAINED RUSHING | 239 | 106 |
| YARDS LOST RUSHING | 29 | 12 |
| NET YARDS RUSHING | 210 | 94 |
| NET YARDS PASSING | 254 | 142 |
| PASSES ATTEMPTED | 38 | 33 |
| PASSES COMPLETED | 24 | 15 |
| HAD INTERCEPTED | 3 | 0 |
| TOTAL OFFENSIVE PLAYS | 83 | 59 |
| TOTAL NET YARDS | 310 | 287 |
| AVERAGE GAIN PER PLAY | 5.6 | 4.0 |
| FUMBLES/LOST | 0-0 | 1-0 |
| PENALTIES/YARDS | 8-54 | 7-60 |
| INTERCEPTIONS/YARDS | 0-0 | 3-47 |
| PUNTS/YARDS | 3-119 | 8-336 |
| AVERAGE PER PUNT | 39.7 | 42.0 |
| PUNT RETURNS/YARDS | 2-12 | 0-0 |
| KICKOFF RETURNS/YARDS | 1-17 | 4-69 |
| POSSESSION TIME | 36:07 | 23:53 |
| THIRD-DOWN CONVERSIONS | 8 of 16 | 6 of 14 |
| FOURTH-DOWN CONVERSIONS | 0 of 0 | 0 of 0 |
| SACKS BY | 1-9 | 4-26 |

INTRO
NOTEBOOK
COACHES
TIGERS
REVIEW
THE SEASON
HISTORY



| | |
|------------|----|
| Troy | 20 |
| #17/18 LSU | 24 |

F



October 23, 2004
Tiger Stadium
Baton Rouge, La.
89,493

What they said...

"You certainly have to appreciate every win that you have and I certainly appreciate the fact that we competed, that we came back in the game and found a way to win. I'd like to congratulate Troy's team for playing with a tremendous amount of true grit -- determination."

- LSU HEAD COACH NICK SABAN

"A lot of credit goes out to Troy's defense. They're a really good group of guys and good group of athletes. They were able to move the line a lot and give us some problems here and there. They really busted some drives for us that we really needed to get things rolling."

- LSU C BEN WILKERSON

"That's something that we need to get better at -- stopping teams and holding them to three (points) and making them kick field goals. It just hard for us, and we needed that enthusiasm. Things weren't going well, and we needed to come out and make some plays and get some guys going. The team feeds off of it."

- LSU DE MARCUS SPEARS

What they did...

- LSWA Defensive Player of the Week - MARCUS SPEARS



Marcus Spears collected a season-high three sacks in the game.

Randall's Fourth Quarter Heroics Lift Tigers

Marcus Randall hit David Jones with a 30-yard TD pass with just over two minutes left, lifting LSU to a 24-20 come-from-behind win over Troy in Tiger Stadium. The Randall-to-Jones TD marked the third time this year that LSU has come from behind in the fourth quarter to win a game. The game-winning TD came less than two minutes after Troy had taken a 20-17 lead on a 24-yard FG by Greg Whibbs. LSU's Xavier Carter setup the Tigers' game-winning scoring drive with a 37-yard kickoff return to the LSU 47-yard line. LSU appeared to have picked up where they left off against Florida, taking the opening kickoff and going 79 yards on 9 plays for the game's first points, a 1-yard run by Alley Broussard. However, three first half turnovers by the Tigers kept Troy in

the game as the Trojans had to only go 20 yards for their first TD and then went backwards a yard for a FG following another LSU turnover. Despite the first half miscues, LSU led 17-10 at halftime. Troy tied the game at 17-17 midway through the third quarter after another LSU turnover resulted in a just a 2-play, 2-yard scoring drive for the Trojans. The score remained that way until Whibbs' go-ahead field goal late in the fourth quarter. Randall led the Tigers by connecting on 24 of 37 passes for a career-best 328 yards and 1 TD. Defensively, Marcus Spears had 9 tackles, including 6 for losses and a pair of sacks as LSU limited Troy to only 150 yards of offense.

Notes on the Game

- LSU improved to 32-0 all-time against members of the Sun Belt Conference. The Tigers also improved to 52-25-3 in homecoming games.
- The comeback win represents the eighth time under Nick Saban that the Tigers have rallied to win a game despite trailing in the final quarter. It is also the third time this season the Tigers have registered a comeback victory.
- Alley Broussard registered his fifth rushing touchdown of the season and ninth of his career with his 1-yard run in the first quarter.
- Marcus Spears collected three sacks in the contest, moving the senior to within one sack of the career top-10 list.
- Joseph Addai scored his second rushing touchdown of the season and eighth of his career on a 1-yard run with 7:09 left in the second quarter.
- Ken Hollis recorded the first sack of his career, an 11-yard sack of Troy's D.T. McDowell with 2:17 remaining in the second quarter.
- Marcus Randall set career highs in passing yards (328) and completions (24). The 328 yards are the highest passing total by an LSU quarterback since Rohan Davey's 444-yard passing game versus Illinois in the 2002 Sugar Bowl.
- Craig Davis hauled in a career-high seven receptions, eclipsing his previous high of five set against Florida and Mississippi State earlier this season.
- David Jones' 30-yard game-winning reception was the second touchdown of his career. Jones' only previous score was on a 37-yard touchdown pass against Arkansas last season.
- Early Doucet's five receptions for 86 yards are both career-highs for the freshman. His previous highs were three receptions at Auburn and at Florida and 52 yards at Florida.



Individual Statistics

LSU

| RUSHING | ATT. | GAIN | LOST | NET | TD | LONG |
|-----------------|------|------|------|-----|----|------|
| Joseph Addai | 10 | 34 | 3 | 31 | 1 | 10 |
| Marcus Randall | 13 | 36 | 9 | 27 | 0 | 9 |
| Alley Broussard | 5 | 4 | 2 | 2 | 1 | 2 |
| Skyler Green | 1 | 2 | 0 | 2 | 0 | 2 |
| Shyrone Carey | 4 | 3 | 3 | 0 | 0 | 3 |
| Justin Vincent | 1 | 0 | 1 | -1 | 0 | 0 |
| Team | 2 | 0 | 4 | -4 | 0 | 0 |

| PASSING | ATT. | COMP | INT | YDS. | TD | LONG | SACKS |
|----------------|------|------|-----|------|----|------|-------|
| Marcus Randall | 37 | 24 | 3 | 328 | 1 | 34 | 2 |
| Matt Flynn | 1 | 1 | 0 | 1 | 0 | 1 | 0 |

| RECEIVING | NO. | YDS. | TD | LONG |
|--------------|-----|------|----|------|
| Craig Davis | 7 | 81 | 0 | 20 |
| Skyler Green | 6 | 72 | 0 | 34 |
| Early Doucet | 5 | 86 | 0 | 27 |
| Dwayne Bowe | 4 | 46 | 0 | 13 |
| David Jones | 1 | 30 | 1 | 30 |
| Joseph Addai | 1 | 13 | 0 | 13 |
| Kory Hebert | 1 | 1 | 0 | 1 |

| PUNTING | NO. | YDS. | AVG. | LONG | I20 |
|---------------|-----|------|------|------|-----|
| Chris Jackson | 4 | 161 | 40.3 | 54 | 1 |

| FIELD GOALS | ATT. | MADE | LONG | KICKS |
|-------------|------|------|------|---------|
| Ryan Gaudet | 1 | 1 | 23 | made 23 |

| ALL RETURNS | PUNTS | | | KICKOFFS | | | INTERCEPTED | | |
|---------------|-------|------|----|----------|------|----|-------------|------|----|
| | NO. | YDS. | LP | NO. | YDS. | LP | NO. | YDS. | LP |
| Skyler Green | 4 | 6 | 9 | 0 | 0 | 0 | 0 | 0 | 0 |
| Joseph Addai | 0 | 0 | 0 | 1 | 21 | 21 | 0 | 0 | 0 |
| Xavier Carter | 0 | 0 | 0 | 2 | 60 | 37 | 0 | 0 | 0 |

Troy

| RUSHING | ATT. | GAIN | LOST | NET | TD | LONG |
|----------------|------|------|------|-----|----|------|
| Dew. Betterson | 18 | 59 | 10 | 49 | 1 | 20 |
| J. Richardson | 7 | 40 | 0 | 40 | 0 | 22 |
| Aaron Leak | 1 | 11 | 0 | 11 | 0 | 11 |
| D.T. McDowell | 14 | 46 | 56 | -10 | 0 | 21 |

| PASSING | ATT. | COMP | INT | YDS | TD | LONG | SACKS |
|---------------|------|------|-----|-----|----|------|-------|
| D.T. McDowell | 14 | 7 | 0 | 60 | 1 | 17 | 4 |
| Aaron Leak | 2 | 0 | 0 | 0 | 0 | 0 | 0 |
| Jason Samples | 1 | 0 | 0 | 0 | 0 | 0 | 0 |

| RECEIVING | NO. | YDS. | TD | LONG |
|-----------------|-----|------|----|------|
| Sean Dawkins | 3 | 31 | 0 | 17 |
| James Earl Cray | 2 | 18 | 1 | 14 |
| Eugene Hampton | 1 | 9 | 0 | 9 |
| Jason Samples | 1 | 2 | 0 | 2 |

| PUNTING | NO. | YDS. | AVG. | LONG | I20 |
|----------------|-----|------|------|------|-----|
| Thomas Olmsted | 8 | 341 | 42.6 | 57 | 4 |

| FIELD GOALS | ATT. | MADE | LONG | KICKS |
|-------------|------|------|------|-------------|
| Greg Whibbs | 2 | 2 | 25 | made 25, 24 |

| ALL RETURNS | PUNTS | | | KICKOFFS | | | INTERCEPTED | | |
|-----------------|-------|------|----|----------|------|----|-------------|------|----|
| | NO. | YDS. | LP | NO. | YDS. | LP | NO. | YDS. | LP |
| Derrick Ansley | 0 | 0 | 0 | 0 | 0 | 0 | 1 | 25 | 25 |
| Bernard Davis | 0 | 0 | 0 | 0 | 0 | 0 | 1 | 40 | 40 |
| Adrian Ghent | 0 | 0 | 0 | 1 | 20 | 20 | 0 | 0 | 0 |
| Leodis McKelvin | 1 | 9 | 9 | 1 | 34 | 34 | 0 | 0 | 0 |

Scoring Summary

| | | | | | |
|------|---|----|---|---|-----|
| TROY | 7 | 3 | 7 | 3 | -20 |
| LSU | 7 | 10 | 0 | 7 | -24 |

| | | | |
|------|-------|----|---|
| LSU | 10:42 | 1Q | Broussard 1 run (Gaudet kick) |
| Troy | 5:39 | 1Q | Cray 4 pass from McDowell (Whibbs kick) |
| Troy | 14:11 | 2Q | Whibbs 25 FG |
| LSU | 7:09 | 2Q | Addai 1 run (Gaudet kick) |
| LSU | 3:14 | 2Q | Gaudet 23 FG |
| Troy | 9:23 | 3Q | Betterson 1 run (Whibbs kick) |
| Troy | 3:59 | 4Q | Whibbs 24 FG |
| LSU | 2:18 | 4Q | D. Jones 30 pass from Randall (Gaudet kick) |


Team Statistical Comparisons

| | TU | LSU |
|-------------------------|---------|---------|
| FIRST DOWNS | 9 | 22 |
| RUSHING | 4 | 3 |
| PASSING | 3 | 18 |
| PENALTY | 2 | 1 |
| RUSHING ATTEMPTS | 40 | 36 |
| YARDS GAINED RUSHING | 156 | 79 |
| YARDS LOST RUSHING | 66 | 22 |
| NET YARDS RUSHING | 90 | 57 |
| NET YARDS PASSING | 60 | 329 |
| PASSES ATTEMPTED | 17 | 38 |
| PASSES COMPLETED | 7 | 25 |
| HAD INTERCEPTED | 0 | 3 |
| TOTAL OFFENSIVE PLAYS | 57 | 74 |
| TOTAL NET YARDS | 150 | 386 |
| AVERAGE GAIN PER PLAY | 2.6 | 5.2 |
| FUMBLES/LOST | 1-0 | 1-1 |
| PENALTIES/YARDS | 8-42 | 4-45 |
| INTERCEPTIONS/YARDS | 3-65 | 0-0 |
| PUNTS/YARDS | 8-341 | 4-161 |
| AVERAGE PER PUNT | 42.6 | 40.3 |
| PUNT RETURNS/YARDS | 1-9 | 4-6 |
| KICKOFF RETURNS/YARDS | 2-54 | 3-81 |
| POSSESSION TIME | 28:11 | 31:49 |
| THIRD-DOWN CONVERSIONS | 3 of 14 | 6 of 15 |
| FOURTH-DOWN CONVERSIONS | 0 of 1 | 1 of 2 |
| SACKS BY | 2-4 | 4-48 |



| | |
|------------|----|
| Vanderbilt | 7 |
| #17 LSU | 24 |

F



October 30, 2004
Tiger Stadium
Baton Rouge, La.
90,825

What they said...

"It was a good one for our team. I like the spirit that we played with today. We had some competitive spirit and some internal inspiration that certainly was encouraging to see after not seeming to have it, like we like to have it, last week and I was pleased about that."

- LSU HEAD COACH NICK SABAN

"Coach Saban really challenged us to go out there and play hard. We wanted to run the ball a lot and pass when we needed to and just play 100 percent."

- LSU RB ALLEY BROUSSARD

"It felt good. We came out, and I think we established the line of scrimmage. We were able to dominate both lines of scrimmage. We were lucky enough to some turnovers, whether they be picked off or fumbles. It felt good. It felt good to go out and knock some guys around and get some turnovers."

- LSU DT KYLE WILLIAMS

What they did...

- SEC Defensive Lineman of the Week
- LSWA Defensive Player of the Week
- CLAUDE WROTEN



Skyler Green returned a 65-yard punt for a touchdown, his first of the year.

Tigers Defense Comes Up Big with Win.

Skyler Green returned a punt 65 yards for a touchdown and the LSU defense held Vanderbilt scoreless in the second half as the Tigers won their third straight with a 24-7 victory over the Commodores. Outside of a 13-play, 83-yard drive late in the second quarter, the Vanderbilt offense did very little against the Tigers as LSU held the Commodores to 289 yards of offense and just 15 first downs. The Tigers lead 3-0 after the first quarter on a 26-yard **Ryan Gaudet** field goal and then increased the margin to 10-0 on a 1-yard run by **Alley Broussard** in the second quarter. Vanderbilt cut the lead to 10-7 just before halftime on a 1-yard run by Jay Cutler. The

Tigers stretched their lead to 17-7 by taking the second half kickoff and going 81 yards on 6 plays, capped with a **Marcus Randall** 34-yard TD pass to **Craig Davis**. Green capped the LSU scoring with a 65-yard punt return for a TD midway through the third quarter. For the game, Broussard led the Tigers with 80 yards rushing on 9 carries, while **Joseph Addai** added 77 yards on 14 attempts and Randall 68 yards on eight carries. Randall led the Tigers through the air by completing 4 of 6 passes for 78 yards and 1 TD, while **JaMarcus Russell** hit on 2 of 5 passes for 24 yards.

Notes on the Game

- **Jessie Daniels** blocked Vanderbilt's 47-yard FG attempt in the second quarter. It was LSU's first blocked FG since blocking a 30-yard attempt against Western Illinois on Sept. 13, 2003.
- LSU's fumble recovery in the second quarter was the Tigers' first turnover since intercepting a pass in the fourth quarter against Mississippi State earlier this season, a span of three-plus games.
- **Kirston Pittman** made his first career start and extended LSU's sack streak to 33 straight games by sacking Vanderbilt's **Jay Cutler** with 3:07 remaining in the first quarter.
- **Jessie Daniels** recovered a fumble with 8:24 left in the second quarter. It was the sophomore's first fumble recovery of his career.
- **Alley Broussard** scored his sixth touchdown of the season (all in the first half) on a 7-yard run with 6:12 left in the second quarter.
- **Skyler Green's** 65-yard punt return in the third quarter moved the junior into seventh-place on the career punt return yards list in LSU history, passing both **Tommy Casanova** and **Craig Burns**. **Green** entered the game with 501 yards and finished with 591. The 65-yard punt return for a touchdown with 7:11 in the third quarter was the third of the junior's career and the first by an LSU player since he returned a punt 80 yards against Florida on Oct. 11, 2003.
- **Craig Davis** pulled down his first career touchdown reception on a 34-yard pass from **Marcus Randall** with 11:35 left in the third quarter. He became the 12th different LSU player to score an offensive touchdown this season.
- **Claude Wroten** forced a fumble late in the fourth quarter, which was recovered by **Kyle Williams**. Each was the first of their careers.



Individual Statistics

LSU

| RUSHING | | | | | | |
|------------------|------|------|------|-----|----|------|
| | ATT. | GAIN | LOST | NET | TD | LONG |
| Alley Broussard | 9 | 81 | 1 | 80 | 1 | 32 |
| Joseph Addai | 14 | 77 | 0 | 77 | 0 | 17 |
| Marcus Randall | 8 | 75 | 7 | 68 | 0 | 29 |
| Shyrone Carey | 3 | 16 | 0 | 16 | 0 | 8 |
| Justin Vincent | 6 | 14 | 0 | 14 | 0 | 3 |
| JaMarcus Russell | 1 | 13 | 0 | 13 | 0 | 13 |
| Xavier Carter | 2 | 7 | 4 | 3 | 0 | 7 |
| Skyler Green | 1 | 2 | 0 | 2 | 0 | 2 |

| PASSING | | | | | | | |
|------------------|------|------|-----|------|----|------|-------|
| | ATT. | COMP | INT | YDS. | TD | LONG | SACKS |
| Marcus Randall | 6 | 4 | 0 | 78 | 1 | 34 | 1 |
| JaMarcus Russell | 5 | 2 | 0 | 24 | 0 | 13 | 0 |

| RECEIVING | | | | |
|--------------|-----|------|----|------|
| | NO. | YDS. | TD | LONG |
| Craig Davis | 2 | 47 | 1 | 34 |
| Joseph Addai | 2 | 11 | 0 | 9 |
| David Jones | 1 | 33 | 0 | 33 |
| Skyler Green | 1 | 11 | 0 | 11 |

| PUNTING | | | | | |
|---------------|-----|------|------|------|-----|
| | NO. | YDS. | AVG. | LONG | I20 |
| Chris Jackson | 4 | 163 | 40.8 | 56 | 0 |

| FIELD GOALS | | | | |
|---------------|------|------|------|-----------|
| | ATT. | MADE | LONG | KICKS |
| Ryan Gaudet | 1 | 1 | 26 | made 26 |
| Chris Jackson | 1 | 0 | -- | missed 30 |

| ALL RETURNS | | | PUNTS | | | KICKOFFS | | | INTERCEPTED | | | |
|---------------|-----|------|-------|-----|------|----------|-----|------|-------------|-----|------|----|
| | NO. | YDS. | LP | NO. | YDS. | LP | NO. | YDS. | LP | NO. | YDS. | LP |
| Skyler Green | 4 | 90 | 65 | 1 | 19 | 19 | 0 | 0 | 0 | 0 | 0 | 0 |
| Xavier Carter | 0 | 0 | 0 | 1 | 18 | 18 | 0 | 0 | 0 | 0 | 0 | 0 |

Vanderbilt

| RUSHING | | | | | | |
|-----------------|------|------|------|-----|----|------|
| | ATT. | GAIN | LOST | NET | TD | LONG |
| Norval McKenzie | 9 | 60 | 4 | 56 | 0 | 21 |
| Jay Cutler | 10 | 39 | 5 | 34 | 1 | 11 |
| Kwane Doster | 5 | 17 | 2 | 15 | 0 | 10 |
| Matthew Tant | 2 | 2 | 1 | 1 | 0 | 2 |
| Steven Bright | 10 | 19 | 19 | 0 | 0 | 5 |
| Jeff Jennings | 2 | 0 | 1 | -1 | 0 | 0 |
| Cassen Garrison | 1 | 0 | 2 | -2 | 0 | 0 |

| PASSING | | | | | | | |
|---------------|------|------|-----|------|----|------|-------|
| | ATT. | COMP | INT | YDS. | TD | LONG | SACKS |
| Jay Cutler | 20 | 10 | 0 | 111 | 0 | 34 | 1 |
| Steven Bright | 9 | 7 | 0 | 75 | 0 | 27 | 4 |

| RECEIVING | | | | |
|-----------------|-----|------|----|------|
| | NO. | YDS. | TD | LONG |
| Marlon White | 4 | 72 | 0 | 34 |
| Brandon Smith | 4 | 50 | 0 | 27 |
| Erik Davis | 3 | 34 | 0 | 24 |
| Norval McKenzie | 2 | 9 | 0 | 7 |
| Jonathan Loyte | 1 | 9 | 0 | 9 |
| Dustin Dunning | 1 | 4 | 0 | 4 |
| Cassen Garrison | 1 | 4 | 0 | 4 |
| Jason Burns | 1 | 4 | 0 | 4 |

| PUNTING | | | | | |
|---------------|-----|------|------|------|-----|
| | NO. | YDS. | AVG. | LONG | I20 |
| A. Iranmanesh | 7 | 258 | 36.9 | 49 | 2 |

| FIELD GOALS | | | | |
|-----------------|------|------|------|-------|
| | ATT. | MADE | LONG | KICKS |
| Patrick Johnson | 1 | 0 | -- | -- |

| ALL RETURNS | | | PUNTS | | | KICKOFFS | | | INTERCEPTED | | | |
|--------------|-----|------|-------|-----|------|----------|-----|------|-------------|-----|------|----|
| | NO. | YDS. | LP | NO. | YDS. | LP | NO. | YDS. | LP | NO. | YDS. | LP |
| D. Morris | 1 | 7 | 7 | 0 | 0 | 0 | 0 | 0 | 0 | 0 | 0 | 0 |
| Kwane Doster | 0 | 0 | 0 | 4 | 52 | 16 | 0 | 0 | 0 | 0 | 0 | 0 |

Scoring Summary

| | | | | | |
|-------------------|---|---|----|---|-----|
| VANDERBILT | 0 | 7 | 0 | 0 | -7 |
| LSU | 3 | 7 | 14 | 0 | -24 |

| | | | |
|-----|-------|----|--|
| LSU | 8:16 | 1Q | Gaudet 26 FG |
| LSU | 6:12 | 2Q | Broussard 7 run (Gaudet kick) |
| VU | 1:03 | 2Q | Cutler 1 run (Johnson kick) |
| LSU | 11:35 | 3Q | Davis 34 pass from Randall (Gaudet kick) |
| LSU | 7:11 | 2Q | Green 65 punt return (Gaudet kick) |

Team Statistical Comparisons

| | VU | LSU |
|--------------------------|------------|------------|
| FIRST DOWNS | 15 | 17 |
| RUSHING | 3 | 13 |
| PASSING | 11 | 4 |
| PENALTY | 1 | 0 |
| RUSHING ATTEMPTS | 39 | 44 |
| YARDS GAINED RUSHING | 137 | 285 |
| YARDS LOST RUSHING | 34 | 12 |
| NET YARDS RUSHING | 103 | 273 |
| NET YARDS PASSING | 186 | 102 |
| PASSES ATTEMPTED | 29 | 11 |
| PASSES COMPLETED | 17 | 6 |
| HAD INTERCEPTED | 0 | 0 |
| TOTAL OFFENSIVE PLAYS | 68 | 55 |
| TOTAL NET YARDS | 289 | 375 |
| AVERAGE GAIN PER PLAY | 4.3 | 6.8 |
| FUMBLES/LOST | 3-2 | 3-2 |
| PENALTIES/YARDS | 8-60 | 5-55 |
| INTERCEPTIONS/YARDS | 0-0 | 0-0 |
| PUNTS/YARDS | 7-258 | 4-163 |
| AVERAGE PER PUNT | 36.9 | 40.8 |
| PUNT RETURNS/YARDS | 1-7 | 4-90 |
| KICKOFF RETURNS/YARDS | 4-52 | 2-37 |
| POSSESSION TIME | 34:08 | 25:52 |
| THIRD-DOWN CONVERSIONS | 6 of 16 | 1 of 8 |
| FOURTH-DOWN CONVERSIONS | 0 of 1 | 1 of 1 |
| SACKS BY | 1-7 | 5-21 |



| | |
|------------|----|
| Alabama | 10 |
| #15/17 LSU | 26 |
| ESPN | F |



November 13, 2004
Tiger Stadium
Baton Rouge, La.
91,861

What they said...

"Everybody always asks what have you got to play for. You play for your pride. It means something. You beat Alabama it means something. It was physical. It was tough. They played hard, and they played great."

- LSU HEAD COACH NICK SABAN

"Any time you play Alabama it's a big game and a physical game. We struggled early, but the only thing that held us back was execution. We were playing physically and playing hard, but execution held us back. But it was a good win and a great chance to play a good team."

- LSU OT ANDREW WHITWORTH

"They came in here, and that's basically their game. They like to pound the ball at you and make you stop them. I think we did that well enough, and we kept them out of the end zone."

- LSU DT KYLE WILLIAMS

What they did...

- SEC Defensive Lineman of the Week
- LSWA Defensive Player of the Week
- MARCUS SPEARS



Joseph Addai scored two touchdowns in the fourth quarter to seal the game for the Tigers.

Tiger Defense, Running Game Beat Bama

LSU's defense scored for the third time in 2004 and the Tigers rushed for 192 yards against the nation's No. 1 rated defense in the 26-10 win over Alabama. Trailing 10-6 at halftime, DE **Marcus Spears** sacked **Spencer Pennington** deep in Alabama territory forcing a fumble that LB **Cameron Vaughn** picked up and ran 8 yards for the go-ahead score. Leading 13-10, the Tigers increased the margin to 20-10 on a 35-yard TD pass from **JaMarcus Russell** to **Joseph Addai** with 9:38 left in the contest. Addai capped the scoring with a 47-yard run with just over 4 minutes left in the contest. In what was projected as a defensive battle, the Tigers got the upper hand,

holding the Crimson Tide to just 196 yards of offense, which included just 82 yards on the ground. The Tigers also intercepted a pass in the endzone that thwarted an Alabama drive that could have put the Crimson Tide up 11 early in the third quarter. Instead, Webster returned the interception 44 yards, switching both the momentum of the game as well as the field position into LSU's favor. For the game, Addai led the Tigers with 99 yards rushing, while **Alley Broussard** added 84 yards for LSU. Defensively, Spears paced a Tiger attack with 8 tackles, 2 sacks, 2 QB hurries and a forced fumble.

Notes on the Game

- The fumble recovery for a touchdown by **Cameron Vaughn** was the third defensive touchdown scored by the Tigers this season. Dating back to last season, LSU has scored 10 defensive touchdowns.
- LSU's sack of Alabama's **Spencer Pennington** with 5:01 left in the third quarter (sack by **Marcus Spears**) extended the Tigers streak of recording at least one sack in a game to 34 straight.
- With the win, LSU upped its streak to nine straight wins in Tiger Stadium, including a perfect 6-0 mark in 2004.
- **Rudy Niswanger** made his first career start at center replacing the injured **Ben Wilkerson**.
- **Skyler Green's** 16-yard punt return in the first quarter moved the junior into sixth-place on the career punt return yards list in LSU history, passing **Norman Jefferson** (1983-86). **Green** entered the game with 591 yards and finished with 629.
- **Corey Webster's** interception with 11:15 remaining in the third quarter was the 16th of his career, moving him four interceptions shy of tying the school record of 20 set by **Chris Williams**.
- **Marcus Spears' s** sack with 5:01 to go in the third quarter was the 14th of his career. He recorded his 15th with just over six minutes to go in the game to move into a tie for 10th in all-time sacks at LSU with **Corey White**.
- **Joseph Addai's** 47-yard touchdown run with 4:32 to play gave **Addai** 99 yards on the game, one yard more than his previous career high of 98 yards against UL-Lafayette on Oct. 5, 2002.



Individual Statistics

LSU

| RUSHING | | | | | | |
|-----------------|------|------|------|-----|----|------|
| | ATT. | GAIN | LOST | NET | TD | LONG |
| Joseph Addai | 12 | 100 | 1 | 99 | 1 | 47 |
| Alley Broussard | 18 | 91 | 7 | 84 | 0 | 35 |
| Skyler Green | 1 | 16 | 0 | 16 | 0 | 16 |
| Justin Vincent | 4 | 16 | 0 | 16 | 0 | 8 |
| Jacob Hester | 1 | 10 | 0 | 10 | 0 | 10 |

| PASSING | | | | | | | |
|------------------|------|------|-----|------|----|------|-------|
| | ATT. | COMP | INT | YDS. | TD | LONG | SACKS |
| JaMarcus Russell | 10 | 5 | 0 | 92 | 1 | 35 | 3 |
| Marcus Randall | 4 | 1 | 0 | -1 | 0 | 0 | 1 |

| RECEIVING | | | | |
|--------------|-----|------|----|------|
| | NO. | YDS. | TD | LONG |
| Joseph Addai | 3 | 46 | 1 | 35 |
| Craig Davis | 2 | 36 | 0 | 21 |
| Keith Zinger | 1 | 9 | 0 | 9 |

| PUNTING | | | | | |
|---------------|-----|------|------|------|-----|
| | NO. | YDS. | AVG. | LONG | I20 |
| Chris Jackson | 6 | 243 | 40.5 | 52 | 3 |

| FIELD GOALS | | | | |
|-------------|------|------|------|------------------------|
| | ATT. | MADE | LONG | KICKS |
| Ryan Gaudet | 3 | 2 | 32 | made 32, 28; missed 39 |

| ALL RETURNS | | | PUNTS | | | KICKOFFS | | | INTERCEPTED | | | |
|---------------|-----|------|-------|-----|------|----------|-----|------|-------------|-----|------|----|
| | NO. | YDS. | LP | NO. | YDS. | LP | NO. | YDS. | LP | NO. | YDS. | LP |
| Skyler Green | 3 | 38 | 16 | 2 | 23 | 17 | 0 | 0 | 0 | 0 | 0 | 0 |
| Corey Webster | 0 | 0 | 0 | 0 | 0 | 0 | 1 | 44 | 44 | | | |

Alabama

| RUSHING | | | | | | |
|----------------|------|------|------|-----|----|------|
| | ATT. | GAIN | LOST | NET | TD | LONG |
| Kenneth Darby | 35 | 116 | 7 | 109 | 1 | 15 |
| Le'Ron McClain | 1 | 4 | 0 | 4 | 0 | 4 |

| PASSING | | | | | | | |
|--------------------|------|------|-----|------|----|------|-------|
| | ATT. | COMP | INT | YDS. | TD | LONG | SACKS |
| Spencer Pennington | 15 | 7 | 1 | 114 | 0 | 48 | 4 |

| RECEIVING | | | | |
|----------------|-----|------|----|------|
| | NO. | YDS. | TD | LONG |
| Kenneth Darby | 3 | 15 | 0 | 14 |
| Matt Caddell | 2 | 66 | 0 | 48 |
| Le'Ron McClain | 1 | 24 | 0 | 24 |
| Tyrone Prothro | 1 | 9 | 0 | 9 |

| PUNTING | | | | | |
|------------|-----|------|------|------|-----|
| | NO. | YDS. | AVG. | LONG | I20 |
| Bo Frelend | 9 | 343 | 38.1 | 48 | 2 |

| FIELD GOALS | | | |
|---------------|------|------|------|
| | ATT. | MADE | LONG |
| Brian Bostick | 1 | 1 | 26 |

| ALL RETURNS | | | PUNTS | | | KICKOFFS | | | INTERCEPTED | | | |
|----------------|-----|------|-------|-----|------|----------|-----|------|-------------|-----|------|----|
| | NO. | YDS. | LP | NO. | YDS. | LP | NO. | YDS. | LP | NO. | YDS. | LP |
| Matt Caddell | 0 | 0 | 0 | 1 | 10 | 7 | 0 | 0 | 0 | 0 | 0 | 0 |
| Tyrone Prothro | 1 | 4 | 4 | 1 | 13 | 13 | 0 | 0 | 0 | 0 | 0 | 0 |
| Brandon Brooks | 0 | 0 | 0 | 2 | 6 | 1 | 0 | 0 | 0 | 0 | 0 | 0 |

Scoring Summary

| ALABAMA | 7 | 3 | 0 | 0 | -10 |
|---------|-------|----|--|----|-----|
| LSU | 0 | 6 | 7 | 13 | -26 |
| ALA | 4:27 | 1Q | Darby 1 run (Bostick kick) | | |
| LSU | 12:17 | 2Q | Gaudet 32 FG | | |
| ALA | 5:24 | 2Q | Bostick 26 FG | | |
| LSU | 1:37 | 2Q | Gaudet 28 FG | | |
| LSU | 5:01 | 3Q | Vaughn 8 fumble recovery (Gaudet kick) | | |
| LSU | 9:38 | 4Q | Addai 35 pass from Russell (Gaudet kick) | | |
| LSU | 4:32 | 4Q | Addai 47 run (Gaudet kick failed) | | |


Team Statistical Comparisons

| | ALA | LSU |
|--------------------------|------------|------------|
| FIRST DOWNS | 8 | 14 |
| RUSHING | 4 | 10 |
| PASSING | 4 | 4 |
| PENALTY | 0 | 0 |
| RUSHING ATTEMPTS | 43 | 44 |
| YARDS GAINED RUSHING | 120 | 233 |
| YARDS LOST RUSHING | 38 | 41 |
| NET YARDS RUSHING | 82 | 192 |
| NET YARDS PASSING | 114 | 91 |
| PASSES ATTEMPTED | 15 | 14 |
| PASSES COMPLETED | 7 | 6 |
| HAD INTERCEPTED | 1 | 0 |
| TOTAL OFFENSIVE PLAYS | 58 | 58 |
| TOTAL NET YARDS | 196 | 283 |
| AVERAGE GAIN PER PLAY | 3.4 | 4.9 |
| FUMBLES/LOST | 3-1 | 1-1 |
| PENALTIES/YARDS | 7-45 | 3-15 |
| INTERCEPTIONS/YARDS | 0-0 | 1-44 |
| PUNTS/YARDS | 9-343 | 6-243 |
| AVERAGE PER PUNT | 38.1 | 40.5 |
| PUNT RETURNS/YARDS | 1-4 | 3-38 |
| KICKOFF RETURNS/YARDS | 4-29 | 2-23 |
| POSSESSION TIME | 31:26 | 28:34 |
| THIRD-DOWN CONVERSIONS | 3 of 16 | 4 of 13 |
| FOURTH-DOWN CONVERSIONS | 1 of 1 | 0 of 0 |
| SACKS BY | 4-30 | 4-29 |



| | |
|----------|----|
| Ole Miss | 24 |
| #14 LSU | 27 |

F



November 20, 2004
Tiger Stadium
Baton Rouge, La.
91,413

What they said...

"The thing I'm most happy about is that our seniors went out victorious in their last game in Tiger Stadium. I think it meant a lot to our guys who have done a lot to contribute to the success of this program in the four years or the five years that they've been here."

- LSU HEAD COACH NICK SABAN

"I feel great. I can't even describe it. I was doing things out there I didn't even know I could do. I was spinning and making cuts. I thought I was a power back, but I just had confidence in the game and I have to give credit to my offensive line."

- LSU RB ALLEY BROUSSARD

"There have been some great memories in this place, and I'll never forget them. I want the fans and the crowd to know that I appreciate everything they did for me. The motivation factor that they give us week in and week out is unmatched anywhere in the country."

- LSU DE MARCUS SPEARS

What they did...

- SEC Offensive Player of the Week
- LSWA Offensive Player of the Week
- ALLEY BROUSSARD



Alley Broussard broke the school rushing record with 250 yards.

Broussard and Tigers Run Past Ole Miss

Alley Broussard rushed for an LSU record 250 yards and 3 TDs, while **Joseph Addai** added a career-best 107 yards on the ground as the Tigers overcame another fourth quarter deficit to beat Ole Miss, 27-24. Trailing 24-20 early in the third quarter, Broussard and Addai went to work, combining for all 61 yards during LSU's game-winning drive, which was capped on a 7-yard TD run by Broussard with 10:51 left in the contest. The Tiger defense then kept Ole Miss in check, holding the Rebels to a 3-and-out and on its next possession, followed by two series that were stopped by **Jessie Daniels'** interceptions in the final four minutes of the contest. LSU

jumped out to a 14-3 lead in the first quarter on a pair of 1-yard TD runs by Broussard. Ole Miss pulled to within 17-16 on a 22-yard FG as time expired in the first half. The Rebels then grabbed their only lead of the game, 24-17, on a 48-yard interception return early in the third quarter. PK **Chris Jackson** pulled LSU to within 24-20 on 51-yard FG as time expired in the third quarter setting up the fourth quarter comeback for the Tigers. For the game, LSU held the Rebels to only 254 yards of offense, including just 3 first downs and 35 yards in the second half. LSU racked up 441 yards of offense - 360 on the ground and 81 through the air.

Notes on the Game

- LSU broke the home attendance mark for a season with an average of 91,208 (638,462 total attendance for seven games).
- The win moved LSU to a perfect 7-0 record at home in 2004, the first undefeated season in Tiger Stadium since going 7-0 in 1972.
- The 360 total rushing yards are the most by LSU in a contest since collecting 400 yards versus Kentucky on Nov. 1, 1997.
- LSU recorded two 100-yard rushers in game for the first time since Sept. 11, 1999 versus North Texas. **Rondell Mealey** rushed for 118 yards, while **Domanick Davis** added 109 yards in that contest.
- **Alley Broussard's** 250 yards set the school record for rushing yards. The previous high was 246 yards by **Kevin Faulk** against Houston on Sept. 7, 1996.
- **Broussard's** 58-yard run late in the third quarter was the sophomore's career long, and he has recorded a run of at least 32 yards in three straight games.
- With **Broussard's** 250 yards, he became the eighth different player to rush for over 200 yards in a game and it is the 12th time a player has accomplished the feat.
- **Broussard** also set a career high in carries (28) and tied his career-best for touchdowns in a game with three.
- **Marcus Spears'** recorded two sacks during the game, moving the senior into eighth-place on LSU's career sack list with **Anthony McFarland** at 17 sacks.
- **Chris Jackson's** 51-yard field goal with 1:07 left in the second quarter was a career-high and the longest made by a LSU kicker since **Wade Richey** kicked a 54-yarder against Kentucky in Tiger Stadium on Oct. 19, 1996. It also tied for the fifth longest field goal in school history.
- **Jessie Daniels** recorded the first multi-interception game of his career, making his second and third career picks.
- **Joseph Addai** finished with a career-high 107 yards rushing on 14 carries.



Individual Statistics

LSU

| RUSHING | | | | | | |
|-----------------|------|------|------|-----|----|------|
| | ATT. | GAIN | LOST | NET | TD | LONG |
| Alley Broussard | 26 | 252 | 2 | 250 | 3 | 58 |
| Joseph Addai | 14 | 108 | 1 | 107 | 0 | 53 |
| Marcus Randall | 2 | 14 | 0 | 14 | 0 | 8 |
| Justin Vincent | 3 | 8 | 0 | 8 | 0 | 4 |
| Jacob Hester | 1 | 3 | 0 | 3 | 0 | 3 |

| PASSING | | | | | | |
|------------------|------|------|-----|------|----|------|
| | ATT. | COMP | INT | YDS. | TD | LONG |
| JaMarcus Russell | 19 | 6 | 1 | 66 | 0 | 23 |
| Marcus Randall | 5 | 2 | 0 | 15 | 0 | 8 |

| RECEIVING | | | |
|--------------|-----|------|----|
| | NO. | YDS. | TD |
| Craig Davis | 2 | 37 | 0 |
| Joseph Addai | 2 | 13 | 0 |
| David Jones | 1 | 18 | 0 |
| Dwayne Bowe | 1 | 13 | 0 |
| Early Doucet | 1 | 7 | 0 |
| Skyler Green | 1 | -7 | 0 |

| PUNTING | | | | |
|---------------|-----|------|------|------|
| | NO. | YDS. | AVG. | LONG |
| Chris Jackson | 4 | 170 | 42.5 | 50 |

| FIELD GOALS | | | | |
|---------------|------|------|------|------------------------|
| | ATT. | MADE | LONG | KICKS |
| Chris Jackson | 3 | 2 | 51 | made 51, 42; missed 47 |
| Ryan Gaudet | 1 | 0 | -- | missed 32 |

| ALL RETURNS | | | | | |
|----------------|-------|------|----------|------|-------------|
| | PUNTS | | KICKOFFS | | INTERCEPTED |
| | NO. | YDS. | NO. | YDS. | NO. |
| Joseph Addai | 0 | 0 | 2 | 41 | 0 |
| Skyler Green | 4 | 32 | 1 | 28 | 0 |
| Jessie Daniels | 0 | 0 | 0 | 0 | 2 |

Ole Miss

| RUSHING | | | | | | |
|------------------|------|------|------|-----|----|------|
| | ATT. | GAIN | LOST | NET | TD | LONG |
| Vashon Pearson | 9 | 86 | 0 | 86 | 0 | 37 |
| Robert Lane | 14 | 59 | 16 | 43 | 1 | 10 |
| Cody Ridgeway | 1 | 22 | 0 | 22 | 0 | 22 |
| Jamal Pittman | 3 | 9 | 0 | 9 | 0 | 4 |
| Brandon Jacobs | 3 | 8 | 0 | 8 | 0 | 5 |
| Lorenzo Townsend | 1 | 1 | 0 | 1 | 0 | 1 |

| PASSING | | | | | | |
|-------------|------|------|-----|------|----|------|
| | ATT. | COMP | INT | YDS. | TD | LONG |
| Robert Lane | 13 | 4 | 0 | 23 | 0 | 20 |
| Ethan Flatt | 12 | 6 | 2 | 75 | 0 | 31 |

| RECEIVING | | | |
|---------------|-----|------|----|
| | NO. | YDS. | TD |
| Kerry Johnson | 4 | 74 | 0 |
| Bill Flowers | 3 | 21 | 0 |
| Rick Razzano | 1 | 8 | 0 |
| Mario Hill | 1 | 1 | 0 |
| Mike Espy | 1 | -6 | 0 |

| PUNTING | | | | |
|---------------|-----|------|------|------|
| | NO. | YDS. | AVG. | LONG |
| Cody Ridgeway | 6 | 255 | 42.5 | 51 |

| FIELD GOALS | | | | |
|------------------|------|------|------|-----------------|
| | ATT. | MADE | LONG | KICKS |
| Jonathan Nichols | 3 | 3 | 49 | made 49, 27, 22 |

| ALL RETURNS | | | | | |
|------------------|-------|------|----------|------|-------------|
| | PUNTS | | KICKOFFS | | INTERCEPTED |
| | NO. | YDS. | NO. | YDS. | NO. |
| Mike Espy | 2 | 16 | 1 | 21 | 0 |
| Trumaine McBride | 0 | 0 | 0 | 0 | 1 |
| Larry Kendrick | 0 | 0 | 2 | 65 | 0 |

Scoring Summary

| TEAM | TIME | QTR | PLAYER | DESCRIPTION | SCORE |
|----------|-------|-----|------------------|------------------------------------|-------|
| OLE MISS | | | | | -24 |
| LSU | | | | | -27 |
| LSU | 11:35 | 1Q | Broussard | 1 run (Gaudet kick) | |
| UM | 7:59 | 1Q | Nichols | 49 FG | |
| LSU | 0:00 | 1Q | Broussard | 1 run (Gaudet kick) | |
| UM | 12:29 | 2Q | Nichols | 27 FG | |
| UM | 7:10 | 2Q | Lane | 4 run (Nichols kick) | |
| LSU | 1:07 | 2Q | Jackson | 51 FG | |
| UM | 0:00 | 2Q | Nichols | 22 FG | |
| UM | 11:15 | 3Q | Trumaine McBride | 48 interception return (Lane rush) | |
| LSU | 0:04 | 3Q | Jackson | 42 FG | |
| LSU | 10:51 | 4Q | Broussard | 7 run (Gaudet kick) | |

Team Statistical Comparisons

| | OLE MISS | LSU |
|--------------------------|------------|------------|
| FIRST DOWNS | 20 | 13 |
| RUSHING | 12 | 6 |
| PASSING | 6 | 6 |
| PENALTY | 2 | 1 |
| RUSHING ATTEMPTS | 52 | 33 |
| YARDS GAINED RUSHING | 392 | 185 |
| YARDS LOST RUSHING | 32 | 29 |
| NET YARDS RUSHING | 360 | 156 |
| NET YARDS PASSING | 81 | 98 |
| PASSES ATTEMPTED | 24 | 26 |
| PASSES COMPLETED | 8 | 10 |
| HAD INTERCEPTED | 1 | 2 |
| TOTAL OFFENSIVE PLAYS | 76 | 59 |
| TOTAL NET YARDS | 441 | 254 |
| AVERAGE GAIN PER PLAY | 5.8 | 4.3 |
| FUMBLES/LOST | 0-0 | 1-0 |
| PENALTIES/YARDS | 10-76 | 6-47 |
| INTERCEPTIONS/YARDS | 2-8 | 1-48 |
| PUNTS/YARDS | 4-170 | 6-255 |
| AVERAGE PER PUNT | 42.5 | 42.5 |
| PUNT RETURNS/YARDS | 4-32 | 2-16 |
| KICKOFF RETURNS/YARDS | 3-69 | 3-86 |
| POSSESSION TIME | 34:23 | 25:37 |
| THIRD-DOWN CONVERSIONS | 10 of 19 | 5 of 15 |
| FOURTH-DOWN CONVERSIONS | 0 of 0 | 1 of 1 |
| SACKS BY | 5-29 | 3-27 |


INTRO
NOTEBOOK
COACHES
TIGERS
REVIEW
THE SEASON
HISTORY



| | |
|------------|----|
| Arkansas | 14 |
| #12/14 LSU | 43 |

CBS
SPORTS

F



November 26, 2004
War Memorial Stadium
Little Rock, Ark.
55,829

What they said...

"We dominated the second half, which was critical. The offense dominated the ball in the second half. We controlled the ball and burned a lot of time. The defense had some good turnovers when the game was still a game. I am really proud and impressed with what our team accomplished."

- LSU HEAD COACH NICK SABAN

"I get real touched when I see him out there because a lot of people doubted him and a lot of people said he wasn't good enough. To see him go out and have success like that really means something to me, because I know him personally and I know he strives to be the best player he can be."

- LSU DE MARCUS SPEARS (On Marcus Randall)

What they did...

- SEC Defensive Lineman of the Week
- MARCUS SPEARS
- SEC Special Teams Player of the Week
- CHRIS JACKSON



Marcus Randall ran for two touchdowns and passed for two touchdowns in his final regular season game.

Randall Runs and Passes LSU Past Hogs

Marcus Randall accounted for 4 touchdowns (2 rushing, 2 passing) as the Tigers rolled up 468 yards of offense in a 43-14 win over Arkansas in War Memorial Stadium in Little Rock. The win was the sixth straight for the Tigers and it snapped Arkansas' 17-game winning streak in Little Rock. Starting for the first time since the Troy game, Randall connected on 10 of 14 passes for 173 yards and 2 scores and added another 79 yards rushing and 2 TDs in the Tiger win. Randall threw first half scoring passes of 20 and 29 yards to **Joseph Addai** before scoring on a 1-yard run just before half to give the Tigers a 27-14 lead at intermission.

Randall extended the margin to 34-14 early in the third quarter with a 7-yard run. **Chris Jackson** added a 47-yard field goal and **Shyrone Carey** scored on a 9-yard run to cap the scoring for the Tigers. In all, LSU rolled up 25 first downs to Arkansas' 15, while the Tiger defensive held Razorback quarterback **Matt Jones** to minus-10 yards rushing and only 12 of 29 passing with 2 interceptions. **Alley Broussard** led the Tiger rushing attack with 81 yards, while **Craig Davis** caught 5 passes for 70 yards. **Marcus Spears** keyed an LSU defense with 9 tackles and 2 sacks.

Notes on the Game

- LSU's sack of Arkansas QB **Matt Jones** in the first quarter (sack by DE **Marcus Spears**) extended the Tigers' streak of recording at least one sack in a game to 36 straight.
- LSU's 27 points in the first half are the most points for the Tigers since 34 in the first half vs. Mississippi State on Sept. 25, the fourth game of the season.
- LSU defeated Arkansas in Little Rock for the first time since 1996.
- LSU has now won six straight games, the second-longest current winning streak in the SEC.
- LSU went unbeaten in the month of November for the second straight year and the third time in the last four years. LSU is 14-3 in the month of November under **Nick Saban**.
- **Marcus Spears** recorded two sacks, moving the senior into a tie for fifth-place on LSU's career sack list with **Chuck Wiley** with 19 sacks. Spears' sacks give him nine for the season, tying him for fourth in LSU single-season history with **Gabe Northern** and **Ron Sancho**.
- **Joseph Addai** finished with two receiving touchdowns giving him four on the season, which is the most for an LSU running back since **Eddie Fuller** had nine in 1989. His first touchdown came on a 20-yard reception with 7:38 in the first quarter. Addai's second was a 29-yard TD reception with 13:23 in the second quarter. The two TD receptions give him five for his career.
- **Chris Jackson's** 53-yard field goal with 7:50 in the second quarter was a career long and third longest in LSU history (**Wade Richey** 54 yards vs. Kentucky in 1996 and **Ron Lewis** 54 yards vs. North Carolina in 1985). Jackson is also the first player in LSU history to make 50-yard field goals in consecutive games.
- **Alley Broussard's** 33-yard run with 9:50 in the second quarter gave him a run of at least 32 yards in four straight games.
- **Marcus Randall's** 79 yards rushing today is a career high, bettering his 78 yards against Texas in the 2003 Cotton Bowl.
- **LaRon Landry's** two interceptions in the third quarter were his second and third of the season and the fourth and fifth of his career. This was the first multi-interception game of his career.
- **Shyrone Carey's** fourth quarter touchdown was his first TD of the season.



Individual Statistics

LSU

| RUSHING | ATT. | GAIN | LOST | NET | TD | LONG |
|-----------------|------|------|------|-----|----|------|
| Alley Broussard | 16 | 89 | 8 | 81 | 0 | 33 |
| Marcus Randall | 17 | 131 | 52 | 79 | 2 | 27 |
| Justin Vincent | 10 | 63 | 3 | 60 | 0 | 30 |
| Joseph Addai | 6 | 39 | 0 | 39 | 0 | 15 |
| Shyrone Carey | 4 | 36 | 0 | 36 | 1 | 15 |

| PASSING | ATT. | COMP | INT | YDS. | TD | LONG | SACKS |
|----------------|------|------|-----|------|----|------|-------|
| Marcus Randall | 14 | 10 | 0 | 173 | 2 | 29 | 4 |

| RECEIVING | NO. | YDS. | TD | LONG |
|--------------|-----|------|----|------|
| Craig Davis | 5 | 70 | 0 | 23 |
| Joseph Addai | 2 | 49 | 2 | 29 |
| Dwayne Bowe | 2 | 40 | 0 | 24 |
| David Jones | 1 | 14 | 0 | 14 |

| PUNTING | NO. | YDS. | AVG. | LONG | I20 |
|---------------|-----|------|------|------|-----|
| Chris Jackson | 2 | 80 | 40.0 | 42 | 0 |

| FIELD GOALS | ATT. | MADE | LONG | KICKS |
|---------------|------|------|------|-----------------|
| Chris Jackson | 3 | 3 | 53 | made 46, 53, 27 |

| | PUNTS | | KICKOFFS | | | INTERCEPTED | | |
|----------------|-------|------|----------|------|----|-------------|------|----|
| | NO. | YDS. | NO. | YDS. | LP | NO. | YDS. | LP |
| Ronnie Prude | 0 | 0 | 0 | 0 | 0 | 1 | 27 | 27 |
| Chevis Jackson | 1 | -16 | 0 | 0 | 0 | 0 | 0 | 0 |
| LaRon Landry | 0 | 0 | 0 | 0 | 0 | 2 | 51 | 27 |
| Skyler Green | 1 | 2 | 2 | 2 | 38 | 3 | 78 | 27 |

Arkansas

| RUSHING | ATT. | GAIN | LOST | NET | TD | LONG |
|-------------------|------|------|------|-----|----|------|
| Peyton Hillis | 5 | 66 | 0 | 66 | 0 | 42 |
| DeCori Birmingham | 10 | 36 | 3 | 33 | 0 | 9 |
| Darius Howard | 5 | 9 | 3 | 6 | 0 | 4 |
| Matt Jones | 11 | 27 | 37 | -10 | 0 | 12 |

| PASSING | ATT. | COMP | INT | YDS. | TD | LONG | SACKS |
|----------------|------|------|-----|------|----|------|-------|
| Matt Jones | 29 | 12 | 2 | 152 | 2 | 26 | 3 |
| Robert Johnson | 2 | 0 | 1 | 0 | 0 | 0 | 0 |
| Jeremy Davis | 1 | 0 | 0 | 0 | 0 | 0 | 0 |

| RECEIVING | NO. | YDS. | TD | LONG |
|-------------------|-----|------|----|------|
| Steven Harris | 5 | 57 | 1 | 17 |
| Marcus Monk | 3 | 57 | 0 | 26 |
| Mason Templeton | 1 | 21 | 0 | 21 |
| Chris Baker | 1 | 9 | 0 | 9 |
| Peyton Hillis | 1 | 7 | 1 | 7 |
| DeCori Birmingham | 1 | 1 | 0 | 1 |

| PUNTING | NO. | YDS. | AVG. | LONG | KICKS |
|--------------|-----|------|------|------|-------|
| Jeremy Davis | 4 | 148 | 37.0 | 43 | 1 |

| FIELD GOALS | ATT. | MADE | LONG | KICKS |
|-------------|------|------|------|-------|
| None | | | | |

| | PUNTS | | KICKOFFS | | | INTERCEPTED | | |
|-------------------|-------|------|----------|------|----|-------------|------|----|
| | NO. | YDS. | NO. | YDS. | LP | NO. | YDS. | LP |
| Peyton Hillis | 0 | 0 | 0 | 0 | 0 | 3 | 46 | 22 |
| DeCori Birmingham | 0 | 0 | 0 | 3 | 72 | 47 | 0 | 0 |

Scoring Summary

| TEAM | TIME | QTR | DESCRIPTION | SCORE |
|----------|-------|-----|--|-------|
| ARKANSAS | 7:00 | 1Q | Hillis 7 pass from Jones (Balseiro kick) | 7-0 |
| LSU | 13:23 | 2Q | Addai 29 pass from Randall (Gaudet kick) | 7-7 |
| LSU | 5:57 | 4Q | Jackson 27 FG | 7-14 |
| LSU | 1:37 | 4Q | Carey 9 run (Gaudet kick failed) | 7-14 |

Team Statistical Comparisons

| | ARK | LSU |
|--------------------------|------------|------------|
| FIRST DOWNS | 25 | 15 |
| RUSHING | 16 | 7 |
| PASSING | 9 | 7 |
| PENALTY | 0 | 1 |
| RUSHING ATTEMPTS | 53 | 31 |
| YARDS GAINED RUSHING | 358 | 138 |
| YARDS LOST RUSHING | 63 | 43 |
| NET YARDS RUSHING | 295 | 95 |
| NET YARDS PASSING | 173 | 152 |
| PASSES ATTEMPTED | 14 | 32 |
| PASSES COMPLETED | 10 | 12 |
| HAD INTERCEPTED | 0 | 3 |
| TOTAL OFFENSIVE PLAYS | 67 | 63 |
| TOTAL NET YARDS | 468 | 247 |
| AVERAGE GAIN PER PLAY | 7.0 | 3.9 |
| FUMBLES/LOST | 1-1 | 0-0 |
| PENALTIES/YARDS | 8-48 | 4-15 |
| INTERCEPTIONS/YARDS | 3-78 | 0-0 |
| PUNTS/YARDS | 2-80 | 4-148 |
| AVERAGE PER PUNT | 40.0 | 37.0 |
| PUNT RETURNS/YARDS | 2-(-14) | 0-0 |
| KICKOFF RETURNS/YARDS | 2-38 | 6-118 |
| POSSESSION TIME | 34:06 | 25:54 |
| THIRD-DOWN CONVERSIONS | 7 of 12 | 6 of 15 |
| FOURTH-DOWN CONVERSIONS | 0 of 0 | 0 of 3 |
| SACKS BY | 3-37 | 4-39 |