

2003 SEC Championship Game



Chad Lavalais raises the SEC logo to the fans at the Georgia Dome.

The 2003 Southeastern Conference season will again culminate in a championship game between the champions of the Eastern and Western Divisions of the SEC. This year's game is slated for Saturday Dec. 6, at the Georgia Dome in Atlanta.

The Game will be televised nationally by CBS. Since the first SEC Championship Game in 1992, record crowds, millions of TV viewers and eventual national champions have all taken part in the event. The game's clashing of SEC Titans has provided the entire nation with exciting football that sets the table for the bowl season. The winner walks away with one of the nation's most prestigious football titles and the honor of wearing the SEC Crown.



**SATURDAY DECEMBER 6, 2003
THE GEORGIA DOME
ATLANTA, GA. • CBS SPORTS**



The Tigers celebrate in the locker room after defeating Tennessee in the 2001 SEC Championship game.

SEC TITLE GAME HISTORY

1992 BIRMINGHAM, ALA.

Alabama	28
Florida	21

ATTENDANCE: 83,091

TV RATING: 9.8 (30.1 million viewers)

1993 BIRMINGHAM, ALA.

Florida	28
Alabama	13

ATTENDANCE: 76,345

TV RATING: 8.1 (25.9 million viewers)

1994 ATLANTA, GA.

Florida	24
Alabama	23

ATTENDANCE: 75,751

TV RATING: 10.5 (31.2 million viewers)

1995 ATLANTA, GA.

Florida	35
Arkansas	3

ATTENDANCE: 71,325

TV RATING: 7.2 (25.2 million viewers)

1996 ATLANTA, GA.

Florida	45
Alabama	30

ATTENDANCE: 74,132

TV RATING: 7.0 (28.9 million viewers)

1997 ATLANTA, GA.

Tennessee	30
Auburn	29

ATTENDANCE: 74,896

TV RATING: 8.4 (28.4 million viewers)

1998 ATLANTA, GA.

Tennessee	24
Mississippi St.	14

ATTENDANCE: 74,795

TV RATING: 8.3 (25 million viewers)

1999 ATLANTA, GA.

Alabama	34
Florida	7

ATTENDANCE: 74,309

TV RATING: 7.0 (24.4 million viewers)

2000 ATLANTA, GA.

Florida	28
Auburn	6

ATTENDANCE: 73,247

TV RATING: 5.3 (21.4 million viewers)

2001 ATLANTA, GA.

LSU	31
Tennessee	20

ATTENDANCE: 74,843

TV RATING: 7.9 (25 million viewers)

2002 ATLANTA, GA.

Georgia	30
Arkansas	3

ATTENDANCE: 75,835

TV RATING: 3.2 (5.1 million)

Starting in 1998, the Bowl Championship Series (BCS) has determined the Division I-A National Champion in football. The BCS, which runs through the 2005 regular season and 2006 bowl season, consists of the Tostitos Fiesta Bowl, FedEx Orange Bowl, Rose Bowl and Nokia Sugar Bowl. Conferences with automatic berths include the Atlantic Coast, Big East, Big Ten, Big 12, Pac-10 and the Southeastern Conferences. A year ago, Ohio State won the 2002 crown with a 31-24 double-overtime victory over Miami in the Fiesta Bowl. The Hurricanes captured the 2001 national title, defeating Nebraska 37-14 in the Rose Bowl. In the BCS's first season in 1998, Tennessee defeated Florida State, 23-16, in the Fiesta Bowl to claim the national title. A year later, it was Florida State's turn as the Seminoles topped Virginia Tech 46-29 in the Sugar Bowl. Oklahoma claimed the 2000 national championship defeating Florida State 13-2 in the FedEx Orange Bowl.

The BCS also notes the importance of regional consideration regarding team selection. Specifically, as participating members of the BCS, the four BCS Bowls will host the following conference champions in the years the national championship game is not played at their site. Regional consideration tie-ins include the ACC or Big East champion in the Orange Bowl, the SEC champion in the Sugar Bowl, the Big Ten and the Pac-10 champion in the Rose Bowl and the Big 12 champion in the Fiesta Bowl.

Should a BCS Bowl's regional tie-in champion be ranked number one or two in the final BCS standings, when such bowl is not hosting the national championship game, the number one or two-ranked team shall move to the national championship game and the bowl shall select a replacement team from the BCS pool of eligible teams. The pool will consist of any Division I-A team that is ranked among the Top 12 in the final BCS standings and has achieved nine wins during the regular season excluding NCAA-exempted contests.

Through a conference revenue sharing plan, the BCS group will distribute over \$40 million to non-participating BCS institutions in its 8-year term. Those monies go to Division I-A and I-AA conferences in support of the game of college football. Additionally, the BCS distributes \$200,000 per year to the National Football Foundation and College Hall of Fame.

This coming season, BCS participant will receive between \$13.87-17.05 million depending on the conference affiliation of the at-large participants. Should both at-large participants come from outside the BCS conferences- ACC, Big East, Big Ten, Big 12, Pac-10, or SEC- those participants will receive \$13.87 million. If one or both at-large selections come from within the original BCS group, the first conference participant shall receive \$13.87 million and the second participant from that same conference shall receive a minimum of \$4.5 million. The remaining dollars (the difference between \$13.87 million and \$4.5 million) will be split among the BCS conferences that have just one participant.



BCS Title Game Results

1998 SEASON - FIESTA BOWL

Tennessee	23
Florida St.	16

1999 SEASON - SUGAR BOWL

Florida St.	46
Virginia Tech	29

2000 SEASON - ORANGE BOWL

Oklahoma	13
Florida St.	0

2001 SEASON - ROSE BOWL

Miami	37
Nebraska	14

2002 SEASON - FIESTA BOWL

Ohio State	31
Miami	24

2004 BCS SCHEDULE

January 1, 2004 (4 p.m.)	Rose Bowl
January 1, 2004 (7:30 p.m.)	Orange Bowl
January 2, 2004 (7 p.m.)	Fiesta Bowl
January 4, 2004 (7 p.m.)	Sugar Bowl
- All times central	



2002-03 BOWL GAMES

BOWL	DATE	TV	TIME (CST)	SITE	PARTICIPANTS
Houston Bowl	Dec. 30	ESPN	3:30 p.m.	Houston, Texas	SEC vs. Big 12
Music City Bowl	Dec. 31	ESPN	11 a.m.	Nashville, Tenn.	SEC vs. Big Ten
Independence Bowl	Dec. 31	ESPN	6:30 p.m.	Shreveport, La.	SEC vs. Big 12
Outback Bowl	Jan. 1	ESPN	10 a.m.	Tampa, Fla.	SEC vs. Big Ten
Capital One Bowl	Jan. 1	ABC	Noon	Orlando, Fla.	SEC vs. Big Ten
Cotton Bowl	Jan. 2	FOX	1 p.m.	Dallas, Texas	SEC vs. Big 12
Peach Bowl	Jan. 2	ESPN	3:30 p.m.	Atlanta, Ga.	SEC vs. ACC
Rose Bowl	Jan. 1	ABC	4 p.m.	Pasadena, Calif.	Bowl Championship Series
Orange Bowl	Jan. 1	ABC	7:30 p.m.	Miami, Fla.	Bowl Championship Series
Fiesta Bowl	Jan. 2	ABC	7 p.m.	Tempe, Ariz.	Bowl Championship Series
Sugar Bowl	Jan. 4	ABC	7 p.m.	New Orleans, La.	BSC National Championship Game

Possible Bowl Games For LSU in 2002-03

Series Records vs. 2003 Opponents

Alabama Series

ALABAMA LEADS 43-18-5

1895: LSU, 12-6	Nov. 18 at Baton Rouge
1902: LSU, 11-0	Nov. 29 at Tuscaloosa
1903: UA,18-0	Nov. 9 at Tuscaloosa
1904: UA,11-0	Dec.1 at Baton Rouge
1907: UA,6-4	Nov. 23 at Mobile
1909: LSU, 12-6	Nov. 25 at Birmingham
1919: UA,23-0	Nov. 15 at Baton Rouge
1920: UA,21-0	Nov. 13 at Tuscaloosa
1921: Tie,7-7	Oct.29 at New Orleans
1922: UA,47-3	Nov. 10 at Tuscaloosa
1923: UA,30-3	Nov. 16 at Montgomery
1925: UA,42-0	Oct.10 at Baton Rouge
1926: UA,24-0	Oct.30 at Tuscaloosa
1927: Tie,0-0	Oct.8 at Birmingham
1928: UA,13-0	Dec.8 at Birmingham
1930: UA,33-0	Nov. 15 at Montgomery
1944: Tie,27-27	Sept.30 at Baton Rouge
1945: UA,26-7	Oct.6 at Baton Rouge
1946: LSU, 31-21	Nov. 9 at Baton Rouge
1947: UA,41-12	Nov. 22 at Tuscaloosa
1948: LSU, 26-6	Nov. 20 at Baton Rouge
1951: LSU, 13-7	Sept.29 at Mobile
1952: UA,21-20	Sept.27 at Baton Rouge
1953: Tie,7-7	Sept.26 at Mobile
1954: UA,12-0	Sept.25 at Baton Rouge
1957: LSU, 28-0	Sept.28 at Baton Rouge
1958: LSU, 13-3	Sept.27 at Mobile
1964: UA,17-9	Nov. 7 at Birmingham
1965: UA,31-7	Nov. 6 at Baton Rouge
1966: UA,21-0	Nov. 5 at Birmingham
1967: UA,7-6	Nov. 11 at Baton Rouge
1968: UA,16-7	Nov. 9 at Birmingham
1969: LSU, 20-15	Nov. 8 at Baton Rouge
1970: LSU, 14-9	Nov. 7 at Birmingham
1971: UA,14-7	Nov. 6 at Baton Rouge
1972: UA,35-21	Nov. 11 at Birmingham
1973: UA,21-7	Nov. 22 at Baton Rouge
1974: UA,30-0	Nov. 9 at Birmingham
1975: UA,23-10	Nov. 8 at Baton Rouge
1976: UA,28-17	Nov. 6 at Birmingham
1977: UA,24-3	Nov. 5 at Baton Rouge
1978: UA,31-10	Nov. 11 at Birmingham
1979: UA,3-0	Nov. 10 at Baton Rouge
1980: UA,28-7	Nov. 8 at Tuscaloosa
1981: UA,24-7	Sept.5 at Baton Rouge
1982: LSU, 20-10	Nov. 6 at Birmingham
1983: UA,32-26	Nov. 10 at Baton Rouge
1984: LSU, 16-14	Nov. 10 at Birmingham
1985: Tie,14-14	Nov. 9 at Baton Rouge
1986: LSU, 14-10	Nov. 8 at Birmingham
1987: UA,22-10	Nov. 7 at Baton Rouge
1988: LSU, 19-18	Nov. 5 at Tuscaloosa
1989: UA,32-16	Nov. 11 at Baton Rouge
1990: UA,24-3	Nov. 10 at Tuscaloosa
1991: UA,20-17	Nov. 9 at Baton Rouge
1992: UA,31-11	Nov. 7 at Baton Rouge
1993: LSU, 17-13	Nov. 6 at Tuscaloosa
1994: UA,35-17	Nov. 5 at Baton Rouge
1995: UA,10-3	Nov. 4 at Tuscaloosa
1996: UA,26-0	Nov. 9 at Baton Rouge
1997: LSU, 27-0	Nov. 8 at Tuscaloosa
1998: UA,22-16	Nov. 7 at Baton Rouge
1999: UA,23-17	Nov. 6 at Tuscaloosa
2000: LSU 30-28	Nov. 4 at Baton Rouge
2001:LSU 35-21	Nov. 3 at Tuscaloosa
2002: UA,31-0	Nov. 16 at Baton Rouge

At Baton Rouge: UA leads, 23-6-2



Cedric Donaldson intercepted a pass to help lead LSU to an upset of No. 1 Florida 28-21 in 1997.

At Tuscaloosa: UA leads, 9-5
 At Birmingham: UA leads, 8-5-1
 At Other Sites: UA leads, 3-2-2

Series Notes: LSU and Alabama meet for the 67th time ... Four of the last eight games between the teams have been decided by seven points or less ... Since 1996, the losing team in the game has been shutout, including last year's 31-0 victory by the Crimson Tide ... The teams have split the last six meetings with the home team winning just two of those games ... LSU has won two of its last three games against Alabama in Tuscaloosa ... LSU coach Nick Saban is 2-1 vs. Alabama.

Arkansas Series

LSU LEADS 29-17-2

1901: LSU, 15-0	Dec.5 at Baton Rouge
1906: Tie,6-6	Nov. 29 at Baton Rouge
1907: LSU, 17-12	Nov. 6 at Baton Rouge
1908: LSU, 36-4	Nov. 26 at Little Rock
1909: UA,16-0	Nov. 13 at Memphis
1910: UA,51-0	Nov. 24 at Little Rock
1911: UA,11-0	Nov. 30 at Little Rock
1912: LSU, 7-6	Nov. 16 at Shreveport
1913: LSU, 12-7	Nov. 8 at Shreveport
1914: UA,20-12	Nov. 7 at Shreveport
1915: LSU, 13-7	Nov. 5 at Shreveport
1916: LSU, 17-7	Nov. 5 at Shreveport
1917: UA,14-0	Nov. 3 at Shreveport
1919: LSU, 20-0	Oct.25 at Shreveport
1920: LSU, 3-0	Nov. 6 at Shreveport
1921: LSU, 10-7	Nov. 5 at Shreveport
1922: UA,40-6	Oct.28 at Shreveport
1923: UA,26-13	Oct.27 at Shreveport
1924: UA,10-7	Nov. 1 at Shreveport
1925: UA,12-0	Oct.31 at Shreveport
1926: LSU, 14-0	Nov. 6 at Shreveport
1927: UA,28-0	Oct.29 at Shreveport
1928: UA,7-0	Nov. 3 at Shreveport
1929: UA,32-0	Nov. 2 at Shreveport

1930: LSU, 27-12	Nov. 1 at Shreveport
1931: LSU, 13-6	Oct.24 at Shreveport
1932: LSU, 14-0	Oct.22 at Shreveport
1933: LSU, 20-0	Oct.21 at Shreveport
1934: LSU, 16-0	Oct.20 at Shreveport
1935: LSU, 13-7	Oct.19 at Shreveport
1936: LSU, 19-7	Oct.24 at Shreveport
*1947: Tie,0-0	Jan.1 at Dallas
1953: LSU, 9-8	Nov. 21 at Little Rock
1954: LSU, 7-6	Nov. 20 at Shreveport
1955: LSU, 13-7	Nov. 19 at Little Rock
1956: LSU, 21-7	Nov. 24 at Shreveport
*1966: LSU, 14-7	Jan.1 at Dallas
1992: UA,30-6	Nov. 27 at Fayetteville
1993: UA,42-24	Nov. 27 at Baton Rouge
1994: LSU, 30-12	Nov. 26 at Little Rock
1995: LSU, 28-0	Nov. 18 at Baton Rouge
1996: LSU, 17-7	Nov. 29 at Little Rock
1997: LSU, 31-21	Nov. 28 at Baton Rouge
1998: UA,41-14	Nov. 27 at Little Rock
1999: LSU, 35-10	Nov. 26 at Baton Rouge
2000: UA,14-3	Nov. 24 at Little Rock
2001: LSU, 41-38	Nov. 23 at Baton Rouge
2002: UA,21-20	Nov. 29 at Little Rock

* - Denotes Cotton Bowl games

At Baton Rouge: LSU leads, 6-1-1
 At Fayetteville: Arkansas leads 1-0
 At Little Rock: LSU leads, 6-5
 At Shreveport: LSU leads 16-9
 At Other Sites: Series tied, 1-1-1

Series Notes: LSU and Arkansas meet for the 49th time with the Tigers holding a 29-17-2 advantage in the series ... The teams have played on the Friday after Thanksgiving every year since 1996 ... Since Arkansas joined the SEC in 1992, LSU has a 6-5 mark against the Hogs ... LSU has won four straight over Arkansas in Baton Rouge ... LSU coach Nick Saban is 1-2 vs. Arkansas.

Arizona Series

LSU LEADS 1-0

1984: LSU, 27-26 Sept.22 at Baton Rouge

At Baton Rouge: LSU leads 1-0
At Tucson: First Meeting

Series Notes: Teams will play for just the second time when they meet in September in Tucson ... Only other meeting was a 27-26 win by the Tigers in Baton Rouge in 1984 ... Will be first Pac-10 opponent for LSU since 1984 when the Tigers beat Southern Cal in Los Angeles, 23-3, a week after the win over Arizona in Baton Rouge ... LSU is 8-3 all-time against current members of the Pac-10.

Auburn Series

LSU LEADS 19-17-1

1901: AU, 28-0	Nov. 20 at Baton Rouge
1902: LSU, 5-0	Oct.27 at Baton Rouge
1903: AU, 12-0	Nov. 11 at Auburn
1908: LSU, 10-2	Oct.31 at Auburn
1912: AU, 7-0	Nov. 9 at Mobile
1913: AU, 7-0	Nov. 1 at Mobile
1924: AU, 3-0	Oct.25 at Birmingham
1926: LSU, 10-0	Oct.16 at Montgomery
1927: LSU, 9-0	Oct.15 at Montgomery
1934: LSU, 20-6	Oct.13 at Baton Rouge
1935: LSU, 6-0	Nov. 2 at Baton Rouge
1936: LSU, 19-6	Nov. 14 at Birmingham
1937: LSU, 9-7	Nov. 13 at Baton Rouge
1938: AU, 28-6	Nov. 12 at Birmingham
1939: AU, 21-7	Nov. 18 at Baton Rouge
1940: LSU, 21-13	Nov. 16 at Birmingham
1941: Tie, 7-7	Nov. 15 at Baton Rouge
1942: AU, 25-7	Nov. 14 at Birmingham
1969: LSU, 21-20	Oct.25 at Baton Rouge
1970: LSU, 17-9	Oct.24 at Auburn
1972: LSU, 35-7	Oct.14 at Baton Rouge
1973: LSU, 20-6	Oct.13 at Auburn
1980: LSU, 21-17	Oct.11 at Baton Rouge
1981: AU, 19-7	Oct.10 at Auburn
1988: LSU, 7-6	Oct.8 at Baton Rouge

1989: AU, 10-6	Oct.14 at Auburn
1992: AU, 30-28	Sept.19 at Auburn
1993: AU, 34-10	Sept.18 at Baton Rouge
1994: AU, 30-26	Sept.17 at Auburn
1995: LSU, 12-6	Sept.16 at Baton Rouge
1996: LSU, 19-15	Sept.21 at Auburn
1997: AU, 31-28	Sept.20 at Baton Rouge
1998: LSU, 31-19	Sept.19 at Auburn
1999: AU, 41-7	Sept.18 at Baton Rouge
2000: AU, 34-17	Sept.16 at Auburn
2001: LSU, 27-14	Dec.1 at Baton Rouge
2002: AU, 31-7	Oct.26 at Auburn

At Baton Rouge: LSU leads, 10-5-1

At Auburn: AU leads, 7-5

At Other Sites: AU leads, 5-4

Series Notes: LSU and Auburn face each other for the 38th time with LSU holding a 19-17-1 lead in the series ... In games between 1988 and 1997, the contest was decided by a touchdown or less seven of eight times ... Since then, the winner has won by at least 12 points, including last year's 31-7 Auburn victory ... LSU coach Nick Saban is 1-2 vs. Auburn.

Florida Series

FLORIDA LEADS 26-20-3

1937: LSU, 19-0	Sept.25 at Baton Rouge
1941: LSU, 10-7	Oct.25 at Baton Rouge
1953: Tie, 21-21	Oct.24 at Gainesville
1954: LSU, 20-7	Oct.23 at Baton Rouge
1955: UF, 18-14	Oct.15 at Gainesville
1956: UF, 21-6	Oct.27 at Baton Rouge
1957: UF, 22-14	Oct.26 at Gainesville
1958: LSU, 10-7	Oct.25 at Baton Rouge
1959: LSU, 9-0	Oct.24 at Gainesville
1960: UF, 13-10	Oct.22 at Baton Rouge
1961: LSU, 23-0	Oct.28 at Gainesville
1962: LSU, 23-0	Oct.27 at Baton Rouge
1963: LSU, 14-0	Oct.26 at Gainesville
1964: UF, 20-6	Nov. 28 at Baton Rouge
1965: UF, 14-7	Oct.2 at Gainesville
1966: UF, 28-7	Oct.22 at Baton Rouge
1967: LSU, 37-6	Oct.7 at Gainesville
1971: LSU, 48-7	Oct.9 at Baton Rouge

1972: Tie, 3-3	Nov. 25 at Gainesville
1973: LSU, 24-3	Oct.6 at Baton Rouge
1974: UF, 24-14	Oct.5 at Gainesville
1975: UF, 34-6	Oct.4 at Baton Rouge
1976: UF, 28-23	Oct.2 at Gainesville
1977: LSU, 36-14	Oct.1 at Baton Rouge
1978: LSU, 34-21	Oct.7 at Gainesville
1979: LSU, 20-3	Oct.6 at Baton Rouge
1980: LSU, 24-7	Oct.4 at Gainesville
1981: UF, 24-10	Oct.3 at Baton Rouge
1982: LSU, 24-13	Oct.2 at Gainesville
1983: UF, 31-17	Oct.1 at Baton Rouge
1984: Tie, 21-21	Sept.8 at Gainesville
1985: UF, 20-0	Oct.5 at Baton Rouge
1986: LSU, 28-17	Oct.4 at Gainesville
1987: LSU, 13-10	Oct.3 at Baton Rouge
1988: UF, 19-6	Oct.1 at Gainesville
1989: UF, 16-13	Oct.7 at Baton Rouge
1990: UF, 34-8	Oct.6 at Gainesville
1991: UF, 16-0	Oct.5 at Baton Rouge
1992: UF, 28-21	Oct.10 at Gainesville
1993: UF, 58-3	Oct.9 at Baton Rouge
1994: UF, 42-18	Oct.8 at Gainesville
1995: UF, 28-10	Oct.7 at Baton Rouge
1996: UF, 56-13	Oct.12 at Gainesville
1997: LSU 28-21	Oct.11 at Baton Rouge
1998: UF, 22-10	Oct.10 at Gainesville
1999: UF, 31-10	Oct.9 at Baton Rouge
2000: UF, 41-9	Oct.7 at Gainesville
2001: UF, 44-15	Oct.6 at Baton Rouge
2002: LSU, 36-7	Oct.12 at Gainesville

At Baton Rouge: Florida leads, 14-11

At Gainesville: Florida leads, 12-9-3

Series Notes: The Tigers and Gators play for the 50th time this season with Florida holding a 26-20-3 lead in the series ... Last year's 36-7 LSU win was the largest by the Tigers in the series since a 48-7 win in 1971 ... Florida has won two straight and six of the last seven games in Baton Rouge ... The Tigers last beat Florida in Baton Rouge in 1997 by a 28-21 count ... That game marked the only time in school history that LSU has knocked off the nation's No. 1 ranked team ... LSU coach Nick Saban is 1-2 vs. Florida.

Georgia Series

LSU LEADS 12-9-1

1928: LSU, 13-12	Nov. 17 at Athens
1935: LSU, 13-0	Nov. 16 at Athens
1936: LSU, 47-7	Oct.10 at Baton Rouge
1943: LSU, 34-27	Sept.25 at Baton Rouge
1943: LSU, 27-6	Oct.23 at Columbus, Ga.
1944: LSU, 15-7	Oct.28 at Atlanta
1945: LSU, 32-0	Oct.20 at Athens
1947: UGA, 35-19	Oct.4 at Athens
1948: UGA, 22-0	Oct.16 at Baton Rouge
1949: UGA, 7-0	Oct.14 at Athens
1950: Tie, 13-13	Oct.21 at Baton Rouge
1951: LSU, 7-0	Oct.20 at Athens
1952: UGA, 27-14	Oct.18 at Baton Rouge
1953: LSU, 14-6	Oct.17 at Athens
1978: UGA, 24-17	Oct.14 at Baton Rouge
1979: UGA, 21-14	Oct.13 at Athens
1986: LSU, 23-14	Oct.11 at Baton Rouge
1987: LSU, 26-23	Oct.10 at Athens
1990: LSU, 18-13	Sept.8 at Baton Rouge
1991: UGA, 31-10	Sept.7 at Athens
1998: UGA, 28-27	Oct.3 at Baton Rouge
1999: UGA, 23-22	Oct.2 at Athens



Matt Mauck celebrates with the traveling LSU fans after the 36-7 win at Florida in 2002.

Series Records vs. 2003 Opponents

At Baton Rouge: Tied 4-4-1
 At Athens: LSU leads 6-5
 At Other Sites: LSU leads 2-0

Series Notes: First meeting between the two squads since a 23-22 Georgia win in 1999 ... Four of the last five meetings between the teams have been decided by a total of 10 points, including consecutive 1-point decision games in 1998 and 1999 ... Georgia has won three straight against the Tigers, which includes a 28-27 win over LSU in Baton Rouge in its last visit to Tiger Stadium ... The contest will mark only the 10th meeting between the schools in the last 50 years ... Since 1950, LSU has a 4-5 mark against the Bulldogs.

Louisiana-Monroe Series

FIRST MEETING

Series Notes: Contest will mark the first-ever meeting between LSU and Louisiana-Monroe ... LSU is 76-28-5 all-time in season-openers, which includes a 2-1 mark under Nick Saban ... LSU is 66-14-3 all-time in season-openers in Tiger Stadium ... The Tigers had a six-game season-opening winning streak snapped last year with a loss to Virginia Tech ... The August 30 date will mark the earliest the Tigers have ever played a football game.

Louisiana Tech Series

LSU LEADS 15-1

1901: LSU, 57-0	Oct.28 at Ruston
1903: LSU, 16-0	Oct.30 at Ruston
1904: LSU, 17-0	Oct.16 at Baton Rouge
1904: Tech, 6-0	Oct.23 at Ruston
1905: LSU, 16-0	Nov. 18 at Baton Rouge
1906: LSU, 17-0	Nov. 9 at Baton Rouge
1907: LSU, 28-0	Oct.11 at Baton Rouge
1908: LSU, 22-0	Nov. 23 at Ruston
1909: LSU, 23-0	Nov. 4 at Alexandria, La.
1913: LSU, 20-2	Oct.4 at Ruston
1914: LSU, 60-0	Oct.3 at Baton Rouge
1927: LSU, 45-0	Sept.24 at Baton Rouge
1929: LSU, 53-7	Oct.26 at Baton Rouge
1930: LSU, 71-0	Sept.27 at Baton Rouge
1940: LSU, 39-7	Sept.21 at Baton Rouge
1941: LSU, 25-0	Sept.20 at Baton Rouge

At Baton Rouge: LSU leads 10-0
 At Ruston: LSU leads 4-1
 At Other Sites: LSU leads 1-0

Series Notes: LSU and Louisiana Tech renews a rivalry that dates back to 1901 ... The contest will be the first between LSU and Tech since a 25-0 Tiger victory in 1941 ... In 16 previous meetings with Tech, LSU has yielded only 22 points ... In 16 games, the Tigers have posted 12 shutouts against the Bulldogs.

LSU LEADS 60-33-3

1896: LSU, 52-0	Nov. 20 at Baton Rouge
1902: LSU, 6-0	Nov. 27 at Starkville
1903: MSU, 11-0	Nov. 7 at Starkville
1905: LSU, 15-0	Dec.1 at Baton Rouge
1906: Tie, 0-0	Oct.27 at Starkville
1907: LSU, 23-11	Nov. 9 at Baton Rouge
1908: LSU, 50-0	Nov. 7 at Baton Rouge
1909: LSU, 15-0	Oct.16 at Baton Rouge
1910: MSU, 3-0	Oct.21 at Columbus
1911: MSU, 6-0	Nov. 12 at Gulfport
1912: MSU, 7-0	Nov. 2 at Baton Rouge
1913: Tie, 0-0	Nov. 15 at Starkville
1915: LSU, 10-0	Oct.29 at Baton Rouge
1916: LSU, 13-3	Nov. 12 at Starkville
1917: MSU, 9-0	Nov. 29 at Baton Rouge
1919: MSU, 6-0	Nov. 1 at Starkville
1920: MSU, 12-7	Oct.23 at Baton Rouge
1921: LSU, 17-14	Dec.3 at Starkville
1922: MSU, 7-0	Nov. 18 at Baton Rouge
1923: MSU, 14-7	Dec.1 at Starkville
1926: MSU, 7-6	Oct.23 at Jackson
1927: LSU, 9-7	Oct.22 at Jackson
1928: LSU, 31-0	Oct.20 at Jackson
1929: LSU, 31-6	Oct.19 at Jackson
1930: MSU, 8-6	Oct.18 at Jackson
1931: LSU, 31-0	Oct.17 at Baton Rouge
1932: LSU, 24-0	Oct.15 at Monroe
1933: LSU, 21-6	Nov. 25 at Monroe
1934: LSU, 25-3	Nov. 3 at Baton Rouge
1935: LSU, 28-13	Nov. 9 at Baton Rouge
1936: LSU, 12-0	Nov. 7 at Baton Rouge
1937: LSU, 41-0	Nov. 6 at Baton Rouge
1938: LSU, 32-7	Nov. 5 at Baton Rouge
1939: MSU, 15-12	Nov. 11 at Baton Rouge
1940: MSU, 22-7	Nov. 9 at Baton Rouge
1941: Tie, 0-0	Oct.11 at Baton Rouge
1942: LSU, 16-6	Oct.10 at Baton Rouge
1944: MSU, 13-6	Oct.21 at Baton Rouge
1945: MSU, 27-20	Nov. 10 at Baton Rouge
1946: LSU, 13-6	Oct.5 at Baton Rouge

1947: LSU, 21-6	Nov. 15 at Baton Rouge
1948: MSU, 7-0	Nov. 13 at Baton Rouge
1949: LSU, 34-7	Nov. 12 at Baton Rouge
1950: MSU, 13-7	Nov. 18 at Baton Rouge
1951: LSU, 3-0	Nov. 17 at Baton Rouge
1952: MSU, 33-14	Nov. 15 at Baton Rouge
1953: MSU, 26-13	Nov. 14 at Baton Rouge
1954: MSU, 25-0	Nov. 13 at Baton Rouge
1955: LSU, 34-7	Nov. 12 at Baton Rouge
1956: MSU, 32-13	Nov. 17 at Baton Rouge
1957: MSU, 14-6	Nov. 16 at Baton Rouge
1958: LSU, 7-6	Nov. 15 at Jackson
1959: LSU, 27-0	Nov. 14 at Baton Rouge
1960: LSU, 7-3	Nov. 12 at Baton Rouge
1961: LSU, 14-6	Nov. 11 at Baton Rouge
1962: LSU, 28-0	Nov. 17 at Jackson
1963: MSU, 7-6	Nov. 16 at Jackson
1964: LSU, 14-10	Nov. 14 at Baton Rouge
1965: LSU, 37-20	Nov. 12 at Baton Rouge
1966: LSU, 17-7	Nov. 12 at Baton Rouge
1967: LSU, 55-0	Nov. 18 at Baton Rouge
1968: LSU, 20-16	Nov. 16 at Baton Rouge
1969: LSU, 61-6	Nov. 15 at Baton Rouge
1970: LSU, 38-7	Nov. 14 at Baton Rouge
1971: LSU, 28-3	Nov. 13 at Jackson
1972: LSU, 28-14	Nov. 18 at Baton Rouge
1973: LSU, 26-7	Nov. 17 at Baton Rouge
1974: MSU, 7-6	Nov. 16 at Jackson
*1975: MSU, 16-6	Nov. 15 at Baton Rouge
*1976: MSU, 21-13	Nov. 13 at Jackson
1977: LSU, 27-24	Nov. 12 at Baton Rouge
1978: MSU, 16-14	Nov. 18 at Jackson
1979: LSU, 21-3	Nov. 17 at Baton Rouge
1980: MSU, 55-31	Nov. 15 at Jackson
1981: MSU, 17-9	Nov. 14 at Baton Rouge
1982: MSU, 27-24	Nov. 13 at Starkville
1983: MSU, 45-26	Nov. 12 at Baton Rouge
1984: MSU, 16-14	Nov. 17 at Starkville
1985: LSU, 17-15	Nov. 16 at Baton Rouge
1986: LSU, 47-0	Nov. 15 at Jackson
1987: LSU, 34-14	Nov. 14 at Baton Rouge
1988: LSU, 20-3	Nov. 12 at Starkville



In 2000, LaBrandon Toefield's touchdown defeated Mississippi State, 45-38, in overtime.

Mississippi State Series

1989: LSU, 44-20 Nov. 18 at Baton Rouge
 1990: MSU, 34-22 Nov. 17 at Jackson
 1991: MSU, 28-19 Nov. 16 at Baton Rouge
 1992: LSU, 24-3 Sept.12 at Baton Rouge
 1993: LSU, 18-16 Sept.11 at Starkville
 1994: LSU, 44-24 Sept.10 at Baton Rouge
 1995: LSU, 34-16 Sept.9 at Starkville
 1996: LSU, 28-20 Oct.26 at Baton Rouge
 1997: LSU, 24-9 Sept.13 at Starkville
 1998: LSU, 41-6 Oct.24 at Baton Rouge
 1999: MSU, 17-16 Oct.23 at Starkville
 2000: LSU, 45-38^(OT) Oct.21 at Baton Rouge
 2001: LSU, 42-0 Oct.20 at Starkville
 2002: LSU 31-13 Sept.28 at Baton Rouge

* - Forfeited to LSU by NCAA

At Baton Rouge: LSU leads, 43-18-1

At Starkville: LSU leads, 7-6-2

At Jackson: LSU leads, 8-7

At Other Sites: Series tied, 2-2

Series Notes: LSU and Mississippi State play for the 97th time with the Tigers holding a 60-33-3 advantage in the series that dates back to 1896 ... LSU has won three straight and 10 of the last 11 with the Bulldogs ... Since 1994, the winning team in the game has scored at least 30 points, including last year's 31-13 LSU win in Baton Rouge ... LSU has outscored MSU 73-13 in the last two games ... LSU coach Nick Saban is 3-0 vs. Mississippi State.

Ole Miss Series

LSU LEADS 50-37-4

1894: UM,26-6 Dec.3 at Baton Rouge
 1896: LSU, 12-4 Nov. 13 at Vicksburg
 1899: UM,11-0 Nov. 3 at Meridian
 1901: LSU, 46-0 Nov. 7 at Baton Rouge
 1902: LSU, 6-0 Nov. 8 at New Orleans
 1903: UM,11-0 Nov. 21 at New Orleans
 1904: LSU, 5-0 Nov. 5 at Baton Rouge
 1906: UM,9-0 Oct.20 at Baton Rouge
 1907: LSU, 23-0 Nov. 16 at Jackson
 1909: LSU, 10-0 Oct.9 at Baton Rouge
 1912: UM,10-7 Oct.19 at Baton Rouge
 1914: UM,21-0 Oct.17 at Baton Rouge
 1915: LSU, 28-0 Oct.15 at Oxford
 1916: LSU, 41-0 Nov. 19 at Baton Rouge
 1917: LSU, 52-7 Oct.13 at Oxford
 1919: LSU, 13-0 Oct.18 at Baton Rouge
 1921: LSU, 21-0 Nov. 12 at Baton Rouge
 1926: LSU, 3-0 Nov. 13 at Baton Rouge
 1927: UM,12-7 Nov. 5 at Oxford
 1928: LSU, 19-6 Nov. 10 at Baton Rouge
 1929: LSU, 13-6 Nov. 16 at Baton Rouge
 1930: LSU, 6-0 Nov. 8 at Baton Rouge
 1931: LSU, 26-3 Nov. 14 at Jackson
 1933: LSU, 31-0 Nov. 18 at Baton Rouge
 1934: LSU, 14-0 Nov. 17 at Jackson
 1936: LSU, 13-0 Oct.17 at Baton Rouge
 1937: LSU, 13-0 Oct.16 at Baton Rouge
 1938: UM,20-7 Sept.24 at Baton Rouge
 1939: UM,14-7 Sept.30 at Baton Rouge
 1940: UM,19-6 Sept.28 at Baton Rouge
 1941: UM,13-12 Nov. 8 at Baton Rouge
 1942: LSU, 21-7 Oct.17 at Baton Rouge
 1945: LSU, 32-13 Nov. 3 at Baton Rouge
 1946: LSU, 34-21 Nov. 2 at Baton Rouge
 1947: UM,20-18 Nov. 1 at Baton Rouge
 1948: UM,49-19 Oct.30 at Baton Rouge
 1949: LSU, 34-7 Oct.29 at Baton Rouge

1950: LSU, 40-14 Nov. 4 at Baton Rouge
 1951: Tie,6-6 Nov. 3 at Baton Rouge
 1952: UM,28-0 Nov. 1 at Oxford
 1953: UM,27-16 Oct.31 at Baton Rouge
 1954: UM,21-6 Oct.30 at Baton Rouge
 1955: UM,29-26 Oct.29 at Baton Rouge
 1956: UM,46-17 Nov. 3 at Baton Rouge
 1957: UM,14-12 Nov. 9 at Oxford
 1958: LSU, 14-0 Nov. 1 at Baton Rouge
 1959: LSU, 7-3 Oct.31 at Baton Rouge
 1960: UM,21-0 Jan.1 at New Orleans
 1960: Tie,6-6 Oct.29 at Oxford
 1961: LSU, 10-7 Nov. 4 at Baton Rouge
 1962: UM,15-7 Nov. 3 at Baton Rouge
 1963: UM,37-3 Nov. 2 at Baton Rouge
 1964: LSU, 11-10 Oct.31 at Baton Rouge
 1965: UM,23-0 Oct.30 at Jackson
 1966: UM,17-0 Oct.29 at Baton Rouge
 1967: Tie,13-13 Nov. 4 at Jackson
 1968: UM,27-24 Nov. 2 at Baton Rouge
 1969: UM,26-23 Nov. 1 at Jackson
 1970: LSU, 61-17 Dec.5 at Baton Rouge
 1971: UM,24-22 Oct.30 at Jackson
 1972: LSU, 17-16 Nov. 4 at Baton Rouge
 1973: LSU, 51-14 Nov. 3 at Jackson
 1974: LSU, 24-0 Nov. 2 at Baton Rouge
 1975: UM,17-13 Nov. 1 at Jackson
 1976: LSU, 45-0 Oct.30 at Baton Rouge
 1977: LSU, 28-21 Oct.29 at Jackson
 1978: LSU, 30-8 Nov. 4 at Baton Rouge
 1979: LSU, 28-24 Nov. 3 at Jackson
 1980: LSU, 38-16 Nov. 1 at Baton Rouge
 1981: Tie,27-27 Oct.31 at Jackson
 1982: LSU, 45-8 Oct.30 at Baton Rouge
 1983: UM,27-24 Oct.29 at Jackson
 1984: LSU, 32-29 Nov. 3 at Baton Rouge
 1985: LSU, 14-0 Nov. 2 at Jackson
 1986: UM,21-19 Nov. 1 at Baton Rouge
 1987: LSU, 42-13 Oct.31 at Jackson
 1988: LSU, 31-20 Oct.29 at Baton Rouge
 1989: LSU, 35-30 Nov. 4 at Oxford
 1990: UM,19-10 Nov. 3 at Baton Rouge
 1991: LSU, 25-22 Nov. 2 at Jackson
 1992: UM,32-0 Oct.31 at Jackson
 1993: LSU, 19-17 Oct.30 at Baton Rouge
 1994: UM,34-21 Oct.29 at Oxford
 1995: LSU, 38-9 Nov. 11 at Baton Rouge
 1996: LSU, 39-7 Nov. 16 at Oxford
 1997: UM,36-21 Oct.18 at Baton Rouge
 1998: UM,37-31^(OT) Oct.31 at Oxford
 1999: UM,42-23 Oct.3 at Baton Rouge
 2000: LSU, 20-9 Nov. 11 at Oxford
 2001: UM,35-24 Oct.27 at Baton Rouge
 2002: LSU, 14-13 Nov. 23 at Baton Rouge

At Baton Rouge: LSU leads, 34-22-1

At Oxford: Series tied, 5-5-1

At Jackson: LSU leads, 9-6-2

At Other Sites: UM leads, 3-2-0

Series Notes: LSU and Ole Miss meet for the 92nd time with the Tigers holding a 50-37-4 lead in the series that dates back to 1894 ... Last year, LSU posted a 14-13 win over the Rebels in Baton Rouge to snap a 3-game winning streak by Ole Miss in Tiger Stadium ... LSU has won two of the last three against Ole Miss, including a 20-9 win in Oxford in 2000 ... LSU is 2-3 all-time against Ole Miss with a Manning as the starting quarterback ... LSU coach Nick Saban is 2-1 vs. Ole Miss.

South Carolina Series

LSU LEADS 13-2-1

1930: USC, 7-6 Oct.11 at Columbia
 1931: LSU, 19-12 Oct.10 at Baton Rouge
 1932: LSU, 6-0 Nov. 5 at Columbia
 1933: LSU, 30-7 Nov. 4 at Baton Rouge
 1960: LSU, 35-6 Nov. 5 at Baton Rouge
 1961: LSU, 42-0 Oct.14 at Columbia
 1965: LSU, 21-7 Oct.23 at Baton Rouge
 1966: LSU, 28-12 Sept.17 at Baton Rouge
 1973: LSU, 33-29 Oct.27 at Columbia
 1975: LSU, 24-6 Oct.25 at Baton Rouge
 1982: LSU, 14-6 Oct.23 at Baton Rouge
 1983: LSU, 20-6 Oct.22 at Baton Rouge
 1987: LSU, 30-13 Dec.31 at Jacksonville
 1994: USC, 18-17 Oct.1 at Baton Rouge
 1995: Tie,20-20 Sept.30 at Columbia
 2002: LSU, 38-14 Oct.19 at Baton Rouge

At Baton Rouge: LSU leads 9-1

At Columbia: LSU leads 3-1-1

At Other Sites: LSU leads 1-0

Series Notes: LSU and South Carolina meet for only the 17th time with the Tigers holding a 13-2-1 series advantage ... The Tigers are 3-1-1 against the Gamecocks in Columbia ... LSU and USC have only met four times since the Gamecocks joined the SEC in 1992 ... LSU is 3-1 in those games ... Last year, LSU used a second-half rally to post a 38-14 win over South Carolina in Tiger Stadium ... The teams last played in Columbia in 1995 with the teams tying, 20-20 ... Prior to that, LSU had not played at South Carolina since a 33-29 win in 1973.

Western Illinois Series

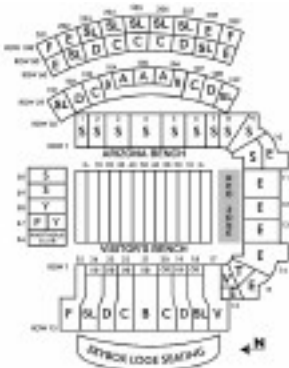
FIRST MEETING

Series Notes: The contest will mark the first game between the teams ... The Western Illinois contest will mark LSU's third game against a I-AA team in its history, all of which have come since the 2000 season ... LSU beat Western Carolina, 58-0, to open the 2000 season and then posted a 35-10 win over The Citadel last year.

Opponent Stadium Diagrams/Team Hotels

at Arizona

SEPTEMBER 6, 2003



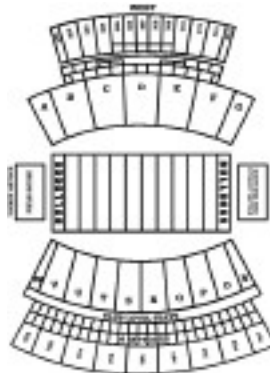
Arizona Stadium
Capacity - 56,002

TEAM HOTEL

Hilton Tucson East
7600 E. Broadway Blvd
Tucson, Ariz. 85710
Phone: 520-721-5600
Fax: 520-721-5698

at Mississippi State

SEPTEMBER 27, 2003



Davis Wade Stadium at Scott Field
Capacity - 55,082

TEAM HOTEL

Landmark Hotel
1200 Highway 45 North
Columbus, Miss. 39705-2108
Phone: 662-327-7077
Fax: 662-327-2807

at South Carolina

OCTOBER 18, 2003



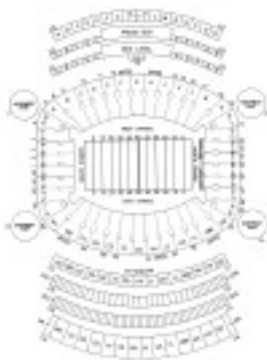
Williams-Brice Stadium
Capacity - 80,250

TEAM HOTEL

Ramada Plaza Hotel
8105 Two Notch Rd.
Columbia, S.C. 29223
Phone: 803-736-5600
Fax: 803-736-1241

at Alabama

NOVEMBER 15, 2003



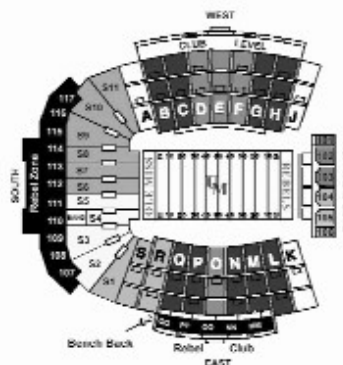
Bryant-Denny Stadium
Capacity - 83,818

TEAM HOTEL

The Wynfrey Hotel
1000 Riverchase Galleria
Birmingham, Ala. 35244
Phone: 205-444-5778
Fax: 205-987-0454

at Ole Miss

NOVEMBER 22, 2003



Vaught-Hemingway Stadium
Capacity - 60,580

TEAM HOTEL

Whispering Woods
11200 East Goodman Rd.
Olive Branch, Miss. 38654
Phone: 662-895-2941
Fax: 662-895-1590