

PREVIEW





SEASON REVIEW NOTEBOOK

2002 LSU Tigers

Tigers Cap 2002 in Cotton Bowl

All things considered, the 2002 season was a pretty good one for LSU, as the Tigers tied for the SEC Western Division title and played in a New Year's Day bowl game for the second-straight year. Not too bad for a team that lost its starting quarterback, an all-conference running back and a key member of the secondary in successive weeks during the month of October.

LaBrandon Toefield, an all-conference performer in 2001, broke his arm against Louisiana-Lafayette, and didn't return to action until late in November. A week later, quarterback Matt Mauck, who led LSU to wins in five of its first six games, was lost for the season after injuring ligaments in his foot against Florida. The trend continued the following week as safety Damien James quit the team.

LSU, with strong leadership from its upperclassmen, overcame this adversity and still managed to post an 8-5 overall mark. The Tigers headed into the final week of the regular season with a shot at playing in its second-consecutive SEC Championship game. A late fourth-quarter rally by Arkansas spoiled LSU's bid for an outright SEC Western Division title, but they still became the first Tiger team since the 1960s to play in back-to-back New Year's Day bowl games. After leading ninth-ranked Texas early, the Tigers dropped a 35-20 decision to the Longhorns in the Cotton Bowl.

Among the season's highlights was linebacker Bradie James earning First Team All-America honors on the field as well as being one of only eight players in Division I to earn placement on the National Football Foundation Scholar-Athlete team. Offensive tackle Rodney Reed earned First Team Academic All-

America honors, while offensive lineman Andrew Whitworth was named to the Sporting News' Freshman All-America squad.

Tigers Claim Share of SEC West Title for Fourth Time in Seven Years

With a 5-3 league mark in 2002, LSU claimed a share of the SEC Western Division title for the second time under Nick Saban and the fourth time in the past seven years. The Tigers tied for the SEC West title with Auburn and Arkansas, with the Razorbacks advancing to the league title game due to winning the tiebreaker. In 2001, LSU and Auburn had identical 5-3 league records with LSU advancing to the SEC title game. LSU has also claimed a share of the SEC Western Division title in 1996 and 1997.

Tigers Appeared In 34th Bowl Game

LSU made its 34th appearance in a bowl game, including the 20th on New Year's Day, when they faced Texas in the Cotton Bowl on Jan. 1. LSU is 16-17-1 overall in bowl games, which includes a 2-1-1 mark in the Cotton Bowl. LSU is 7-12-1 in New Year's Day bowl games. LSU's 16 bowl victories rank 13th among all NCAA Division I teams, while the Tigers 34 bowl appearances ranks ninth all-time.

Taking Note Under Nick Saban

The Tigers are 17-4 at home, which includes an 8-3 SEC mark and a 14-3 record at night ... The Tigers are 7-2 in games decided by seven points or less ... LSU is 21-2 when leading at half-

time and 21-2 when leading after the third quarter ... LSU is 20-0 when it scores at least 30 points in a game and 26-3 when scoring 20 or more points ... LSU is 11-0 when having a 100-yard rusher.

James Earns All-America Honors

LSU senior linebacker Bradie James earned the 50th First-Team All-America honor in school history when he was named to the American Football Coaches All-America squad. James, from West Monroe, La., led LSU with a school record 154 tackles. James' honor marked the eighth First-Team All-America award for LSU over the past seven years.

Whitworth Named to Freshman All-America Squad

Redshirt freshman offensive tackle Andrew Whitworth earned First Team Freshman All-America by The Sporting News. Whitworth started all 13 games for the Tigers in 2002 and he gave up only two sacks all season, one against Virginia Tech and one against Arkansas. Melvin Oliver earned a spot on the second team as a defensive lineman after leading the Tigers and ranking among the SEC leaders with six sacks.

Bradie James Named National Scholar-Athlete

Linebacker Bradie James combined his on-field success with that of academic achievement as he was named to the 2002 National Scholar-Athlete class by The National Football Foundation and College Hall of Fame. The 2002 class of National Scholar-Athletes included only 14 players from all divisions. The award, an \$18,000 post-graduate scholarship, is one of the top academic honors available to college football players. Past LSU recipients of the award include punter Chad Kessler in 1997, quarterback Sol Graves in 1990 and center Nacho Albergamo in 1987.



Rodney Reed, Academic All-American

LSU IN THE POLLS

Tracking the Tigers

Week	AP	Coaches	BCS
Preseason	14	13	
Aug. 27	14	14	
Sept. 2	24	23	
Sept. 8	25	22	
Sept. 15	24	20	
Sept. 22	22	20	
Sept. 29	21	19	
Oct. 6	18	15	
Oct. 13	14	12	
Oct. 20	10	10	9
Oct. 27	17	15	14
Nov. 3	16	14	NR
Nov. 10	14	12	13
Nov. 17	21	20	NR
Nov. 24	18	17	NR
Dec. 1	RV	25	NR
Dec. 8	RV	25	NR
Final	RV	RV	NR

Rodney Reed Named First-Team Academic All-America

LSU starting offensive tackle Rodney Reed earned a spot on the Verizon First-Team Academic All-America team as voted on by the College Sports Information Directors of America. Reed, who was a second team selection in 2001, started all 13 games for the Tigers. Reed graduated in May with a 3.93 grade point average in accounting.

Tigers Well Represented On Coaches' All-SEC Team

Eight LSU Tigers were named to the Coaches' All-SEC Teams, with three on the first team and five more on the second team. Senior linebacker Bradie James, junior defensive back Corey Webster and junior offensive guard Stephen Peterman were each named to the first team, while senior running back Domanick Davis, sophomore wide receiver Michael Clayton, junior punter Donnie Jones and senior place kicker John Corbello were all named to the second team. Davis made the second team as a return specialist as well.

'Double D' Breaks Several Career Return Marks

Domanick Davis became the prolific kick returner in LSU history in 2002 as he set the school career mark for kickoff return yards with 2,078 and punt return yards with 1,126.

LSU's 'James Gang' Defense Ranked Eighth in Nation in Total Defense

LSU's "James Gang" defense, named for captain Bradie James, finished the 2002 season ranked eighth in the nation in total defense by allowing 286.8 yards per game. The James Gang also ranked second in pass defense (152.7 ypg), fifth in pass efficiency defense (93.8 rating) and the Tigers were 15th in scoring defense (18.3 points per game). LSU led the SEC in pass efficiency defense and pass defense and the Tigers ranked third in the league in total defense.

James Sets LSU Single-Season Tackles Mark

Bradie James wrapped up his senior season with the Tigers with 154 tackles, breaking the school record of 150 set by Al Richardson in 1981. For his career, James had 418 tackles, which ranks second in LSU history.

Saban Adds Another Notch To His SEC Belt

With LSU's win over South Carolina on Oct. 19, Nick Saban has now recorded at least one victory over every SEC team that he has faced. The only two SEC teams that Saban has yet to beat are the only two hasn't faced - Georgia and Vanderbilt.

How Loud Does Death Valley Get?

Tiger Stadium is called one of the toughest places to play as well as one of the loudest. Against Alabama, members of the LSU

TALKING BLUEGRASS MIRACLE

"It was like a dream. I saw it tipped and tipped again. I reached out my hands and it fell into my hands. I couldn't believe it. I just kept running and all I saw was Kentucky fans and I couldn't see the goal line. Then someone came and tackled me, then there was a pile on top of me. We practice that play every week, but it never works. Michael (Clayton) was supposed to be the tip man, but the tip guys turned out to be Kentucky players. How could you figure something like that? All I remember was bobbling the ball and pulling it in, then running like hell."

- **DEVERY HENDERSON**
LSU WIDE RECEIVER

"Coach Saban said, 'Just throw it as far as you can.' I just let it go. I was thinking, 'How often does that really happen?' You know, they keep playing that over and over. I guess they'll keep replaying this one. This is the biggest play of my life."

- **MARCUS RANDALL**
LSU QUARTERBACK

"If the final play of the game held any real interest for them (Kentucky fans), they didn't show it."

Poor innocent souls. Little did they know that the Tigers had just drawn up a play with a rabbit's foot, blessed it with rosary beads, crossed their fingers as they broke the huddle, rubbed a nearby kid's crewcut, dusted off an old lucky penny, and then sent everybody in a gold helmet running long and deep through a whole bed full of four-leaf clovers.

Sometimes you have to pull out all the stops."
 - **SCOOTER HOBBS**
THE AMERICAN PRESS

"My feeling is that the Cal finish against Stanford is the only final-play saga that comes close to Saturday's game, and that is only because it was so comical. What LSU did to Kentucky was tragic, dramatic and unreal."

- **PETER FINNEY**
TIMES PICAYUNE

"Those of us from here thought of someone else. Of Christian Laettner, in cleats."

- **JOHN CLAY**
HERALD-LEADER (LEXINGTON, KY)

"Fans are up on the goal post. I don't know why?"

- **TOM LEACH**
KENTUCKY RADIO ANNOUNCER

"(LSU-Kentucky) is the best ending to a college football game I have seen in the last few years. Guy Morriss got doused, the fans were ready to rush the field and even the broadcasters were referring to the score as final. It was a tremendous play and that is what college football is all about."

- **MARK MAY**
ESPN GAMEDAY

"Well, you know we always say we need to play for 60 minutes. I guess that's the reason why, right there."

- **NICK SABAN**
LSU HEAD COACH

Department of Geology and Geophysics gathered information about just how loud Tigers Stadium gets. Just after the opening kickoff, the ground motion in the stadium reached 90 decibels. That is twice as loud as a Boeing 747 taking off.



Normen LeJeune and the LSU defense ranked among the top in nation in 2002.

Tigers Sweep SEC East Foes

With the win over Kentucky, the Tigers completed their regular season with a 3-0 mark against the SEC Eastern Division in 2002. The three wins signal the first sweep over the east since 1997 when LSU beat Florida, Kentucky and Vanderbilt. Since the league went to divisional format, LSU has gone perfect against the SEC East prior to this season only one time (1997) in a single-season. Dating back to last year, LSU has won five straight regular-season contests against SEC Eastern Division teams, and, counting the SEC Championship game, the Tigers have won six consecutive games against opponents from the other division. LSU is 7-3 vs. the SEC East under Nick Saban.

Get on The Board First Equals Success

The Tigers were 5-2 in 2002 when scoring first and 20-4 under Nick Saban when they do so.

LSU's Magic Number: 20

LSU is almost automatic under Nick Saban when they score at least 20 points in a game, posting a 25-3 record. However, the Tigers are 1-9 when not reaching the 20-point plateau under Saban. LSU was 8-0 in 2000, 10-1 in 2001 and 7-2 in 2002 when scoring 20 points in game. The only three losses during that span was a 35-24 defeat to Ole Miss, a 21-20 last-minute loss to Arkansas and a 35-20 setback to Texas in the Cotton Bowl.

30's Even Better For Saban's Tigers

LSU is even better under Nick Saban when scoring at least 30 points. The Tigers are 20-0 overall, which included a 7-0 mark in 2002, when reaching the 30-point mark. The Tigers were 5-0 in 2000 and 8-0 last year when scoring at least 30 points in a contest. In fact, LSU has won its past 22 games when scoring at least 30 points, including two wins in the 1999 season. The last time LSU lost a game in which they scored 30 points was Nov. 21, 1998, when Notre Dame defeated the Tigers, 39-36, in South Bend, Ind.

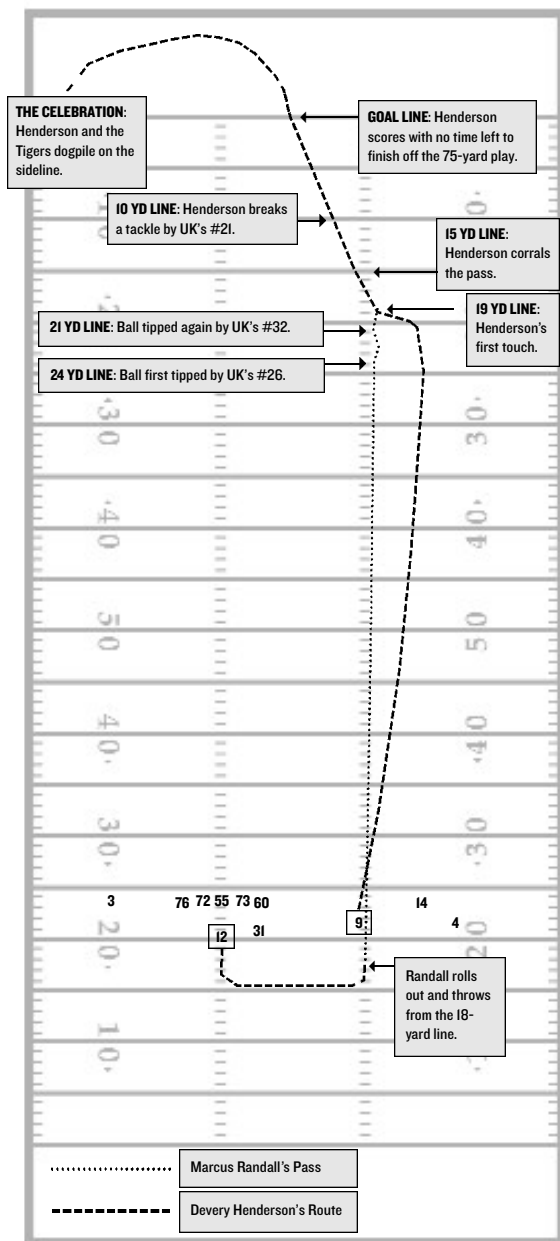
THE BLUEGRASS MIRACLE

THE DRIVE: 2 Plays, 87 Yards, 11 Seconds

LSU 33 Kentucky 30

“Play of the Year.”

- RICHARD ROSENBLATT
AP NATIONAL FOOTBALLWRITER



:15 → THE SITUATION

Kentucky kicked a field goal with 11 seconds in the 4th quarter to take the lead by three, 30-27.

:11 → THE KICKOFF

Devery Henderson returns the kick from the 5-yard line and runs directly out-of-bounds to the 13-yard line with nine seconds remaining.

:09 → THE PENALTY

After taking a 5-yard delay-of-game penalty, LSU was pushed back to the 8-yard line.

:08 → FIRST DOWN

“92 Zorro”
QB Marcus Randall hit WR Michael Clayton for a 17-yard gain over the middle. The Tigers instantly called time out to stop the clock.

:02 → THE PLAY

“Dash Right 93 Berlin”
Shotgun formation. Three wide receivers flanked out to the right. One out to the left. Lone running back in the back field. Randall takes the shotgun snap at the 20 and rolls right and throws the ball from the 18-yard line. The pass is first tipped by two Kentucky defenders, No. 26 Morris Lane and then by No. 32 Earven Flowers, before falling into LSU receiver Devery Henderson’s hands. Henderson bobbles for four yards and then slips past a would be tackler for the touchdown.

:00 → THE CELEBRATION

LSU teammates mob Henderson in the endzone and lift him on their shoulders.

2002 Final Statistics

2002 GAME-BY-GAME RESULTS

RECORD:	OVERALL	HOME	AWAY	NEUTRAL
All Games	8-5-0	6-1-0	2-3-0	0-0-0
Conference (SEC)	5-3-0	3-1-0	2-2-0	0-0-0
Non-Conference	3-2-0	3-0-0	0-1-0	0-1-0

DATE	OPPONENT	RESULT	ATTEND
Sept. 1	at #16 Virginia Tech	L, 8-26	65,049
Sept. 7	The Citadel	W, 35-10	85,022
Sept. 14	Miami (Ohio)	W, 33-7	90,010
Sept. 28	Mississippi State *	W, 31-13	90,793
Oct. 5	UL-Lafayette	W, 48-0	91,357
Oct. 12	at #16 Florida *	W, 36-7	85,252
Oct. 19	South Carolina *	W, 38-14	91,340
Oct. 26	at Auburn *	L, 7-31	85,366
Nov. 9	at Kentucky *	W, 33-30	66,262
Nov. 16	#10 Alabama *	L, 0-31	92,012
Nov. 23	Ole Miss *	W, 14-13	91,613
Nov. 27	at Arkansas *	L, 20-21	55,553
Jan. 1	vs. Texas ^	L, 20-35	70,817

* denotes conference game | ^ -SBC Cotton Bowl

Team Statistics

	LSU	OPP			
SCORING	323	238			
Points Per Game	24.8	18.3			
FIRST DOWNS	241	200			
Rushing	127	89			
Passing	89	90			
Penalty	25	21			
RUSHING YARDAGE	2560	1743			
Yards gained rushing	2883	2064			
Yards lost rushing	323	321			
Rushing Attempts	558	464			
Average Per Rush	4.6	3.8			
Average Per Game	196.9	134.1			
TDs Rushing	19	16			
PASSING YARDAGE	1990	1985			
Att-Comp-Int	325-155-8	361-163-17			
Average Per Pass	6.1	5.5			
Average Per Catch	12.8	12.2			
Average Per Game	153.1	152.7			
TDs Passing	16	13			
TOTAL OFFENSE	4550	3728			
Total Plays	883	825			
Average Per Play	5.2	4.5			
Average Per Game	350.0	286.8			
KICK RETURNS: #-YARDS	38-914	52-872			
PUNT RETURNS: #-YARDS	41-569	35-283			
INT RETURNS: #-YARDS	17-240	8-192			
KICK RETURN AVERAGE	24.1	16.8			
PUNT RETURN AVERAGE	13.9	8.1			
INT RETURN AVERAGE	14.1	24.0			
FUMBLES-LOST	35-18	16-8			
PENALTIES-YARDS	92-740	78-687			
Average Per Game	56.9	52.8			
PUNTS-YARDS	69-2869	93-3772			
Average Per Punt	41.6	40.6			
Net punt average	37.5	34.4			
TIME OF POSSESSION/GAME	31:40	28:19			
3RD-DOWN CONVERSIONS	66/194	54/184			
3rd-Down Pct	34%	29%			
4TH-DOWN CONVERSIONS	10/20	10/15			
4th-Down Pct	50%	67%			
SACKS-BY-YARDS	27-187	16-122			
MISC YARDS	0	68			
TOUCHDOWNS SCORED	39	30			
FIELD GOALS-ATTEMPTS	17-24	9-14			
PAT-ATTEMPTS	34-34	27-28			
ATTENDANCE	632147	357482			
Games/Avg Per Game	7/90307	5/71496			
SCORE BY QUARTERS	1st	2nd	3rd	4th	Total
LSU	88	78	86	71	323
Opponents	41	80	41	76	238



Michael Clayton

Individual Statistics

RUSHING	G	Att	Gain	Loss	Net	Avg	TD	Lng	Avg/G
Domanick Davis	13	193	965	34	931	4.8	7	44	71.6
L. Toefield	9	116	508	33	475	4.1	2	59	52.8
Joseph Addai	12	80	456	18	438	5.5	4	63	36.5
Marcus Randall	11	73	442	94	348	4.8	2	76	31.6
Matt Mauck	6	50	242	67	175	3.5	2	27	29.2
Shyrone Carey	9	17	99	2	97	5.7	1	42	10.8
Blain Bech	11	1	35	0	35	35.0	1	35	3.2
Bradie James	13	2	31	0	31	15.5	0	29	2.4
Skyler Green	7	3	28	0	28	9.3	0	14	4.0
Ryan Gilbert	3	10	42	20	22	2.2	0	15	7.3
Dev. Henderson	11	5	19	12	7	1.4	0	9	0.6
Solomon Lee	11	1	6	0	6	6.0	0	6	0.5
Michael Clayton	13	1	3	0	3	3.0	0	3	0.2
Jason Spadoni	9	1	0	2	-2	-2.0	0	0	-0.2
Team	8	1	0	4	-4	-4.0	0	0	-0.5
Rick Clausen	3	4	0	37	-37	-9.2	0	0	-12.3
Total	13	558	2883	323	2560	4.6	19	76	196.9
Opponents	13	464	2064	321	1743	3.8	16	56	134.1

PASSING	G	Effic	Att-Cmp-Int	Pct	Yds	TD	Lng	Avg/G
Marcus Randall	11	109.74	181-87-5	48.1	1173	7	75	106.6
Matt Mauck	6	118.76	130-63-2	48.5	782	9	42	130.3
Rick Clausen	3	49.50	12-5-1	41.7	35	0	15	11.7
Blain Bech	11	0.00	1-0-0	0.0	0	0	0	0.0
Jerel Myers	13	0.00	1-0-0	0.0	0	0	0	0.0
Total	13	110.45	325-155-8	47.7	1990	16	75	153.1
Opponents	13	93.81	361-163-17	45.2	1985	13	75	152.7

RECEIVING	G	No.	Yds	Avg	TD	Long	Avg/G
Michael Clayton	13	57	749	13.1	5	48	57.6
Dev. Henderson	11	23	447	19.4	8	75	40.6
Jerel Myers	13	17	181	10.6	0	26	13.9
Domanick Davis	13	16	130	8.1	0	27	10.0
Skyler Green	7	7	123	17.6	1	67	17.6
Reggie Robinson	13	7	119	17.0	0	24	9.2
Joseph Addai	12	6	81	13.5	0	42	6.8
Eric Edwards	9	6	35	5.8	0	11	3.9
Shyrone Carey	9	5	41	8.2	0	12	4.6
L. Toefield	9	5	41	8.2	1	20	4.6
Bennie Brazell	8	3	28	9.3	0	12	3.5
Dem. Robinson	9	2	11	5.5	1	6	1.2
Solomon Lee	11	1	4	4.0	0	4	0.4
Total	13	155	1990	12.8	16	75	153.1
Opponents	13	163	1985	12.2	13	75	152.7

PUNT RETURNS	No.	Yds	Avg	TD	Long
Domanick Davis	36	499	13.9	1	78
Shyrone Carey	4	70	17.5	0	52
Randall Gay	1	0	0.0	0	0
Total	41	569	13.9	1	78
Opponents	35	283	8.1	0	21

INTERCEPTIONS	No.	Yds	Avg	TD	Long
Corey Webster	7	75	10.7	1	45
Dem.Hoofkin	5	104	20.8	1	49
Damien James	2	32	16.0	1	32
Marcus Spears	2	29	14.5	0	18
Bradie James	1	0	0.0	0	0
Total	17	240	14.1	3	49
Opponents	8	192	24.0	0	64

KICK RETURNS	No.	Yds	Avg	TD	Long
Domanick Davis	24	560	23.3	0	39
Dev. Henderson	11	305	27.7	0	69
Shyrone Carey	3	49	16.3	0	19
Total	38	914	24.1	0	69
Opponents	52	872	16.8	0	41

FUMBLE RETURNS	No.	Yds	Avg	TD	Long
Total	0	0	0.0	0	0
Opponents	3	68	22.7	1	46

SCORING	[----- PATs -----]								Points
	TD	FGs	Kick	Rush	Rcv	Pass	DXP	Saf	
John Corbello	0	17-24	34-34	0-0	0	0-0	0	0	85
Dev. Henderson	8	0-0	0-0	0-0	0	0-0	0	0	48
Domanick Davis	8	0-0	0-0	0-0	0	0-0	0	0	48
Michael Clayton	5	0-0	0-0	0-0	2	0-0	0	0	34
Joseph Addai	4	0-0	0-0	0-0	0	0-0	0	0	24
L. Toefield	3	0-0	0-0	0-0	0	0-0	0	0	18
Matt Mauck	2	0-0	0-0	0-0	0	1-2	0	0	12
Marcus Randall	2	0-0	0-0	0-0	0	1-1	0	0	12
Blain Bech	1	0-0	0-0	0-0	0	0-0	0	0	6
Dem.Robinson	1	0-0	0-0	0-0	0	0-0	0	0	6
Skyler Green	1	0-0	0-0	0-0	0	0-0	0	0	6
Damien James	1	0-0	0-0	0-0	0	0-0	0	0	6
Dem.Hoofkin	1	0-0	0-0	0-0	0	0-0	0	0	6
Shyrone Carey	1	0-0	0-0	0-0	0	0-0	0	0	6
Corey Webster	1	0-0	0-0	0-0	0	0-0	0	0	6
Team	0	0-0	0-0	0-1	0	0-0	0	0	0
Total	39	17-24	34-34	0-1	2	2-3	0	0	323
Opponents	30	9-14	27-28	1-1	0	0-1	0	1	238

TOTAL OFFENSE	G	Plays	Rush	Pass	Total	Avg/G
Marcus Randall	11	254	348	1173	1521	138.3
Matt Mauck	6	180	175	782	957	159.5
Domanick Davis	13	193	931	0	931	71.6
L. Toefield	9	116	475	0	475	52.8
Joseph Addai	12	80	438	0	438	36.5
Shyrone Carey	9	17	97	0	97	10.8
Blain Bech	11	2	35	0	35	3.2
Bradie James	13	2	31	0	31	2.4
Skyler Green	7	3	28	0	28	4.0
Ryan Gilbert	3	10	22	0	22	7.3
S. Peterman	12	0	7	0	7	0.6
Dev. Henderson	11	5	7	0	7	0.6
Solomon Lee	11	1	6	0	6	0.5
Michael Clayton	13	1	3	0	3	0.2
Jason Spadoni	9	1	-2	0	-2	-0.2
Rick Clausen	3	16	-37	35	-2	-0.7
Team	8	1	-4	0	-4	-0.5
Total	13	883	2560	1990	4550	350.0
Opponents	13	825	1743	1985	3728	286.8

FIELD GOALS	FGM-FGA	Pct	01-19	20-29	30-39	40-49	50-99	Lg	Blk
John Corbello	17-24	70.8	1-1	5-5	4-5	7-12	0-1	49	3

FG SEQUENCE	LSU	OPPONENTS
Virginia Tech	-	(41)
The Citadel	-	(36)
Miami (Ohio)	(42),(29),(35),(41)	-
Mississippi State	(26)	(21),47,(52)
Louisiana-Lafayette	50,41	-
Florida	(37),(45),(20)	-
South Carolina	(42),42,(48),(37),41	-
Auburn	-	46,(19),34
Kentucky	45,(49),(19)	(29)
Alabama	44	(46)



Marcus Randall

Ole Miss	-	(36),(39)
Arkansas	(49),(29)	-
Texas	(26),36,(39)	40,35

Numbers in (parentheses) indicate field goal was made.

PUNTING	No.	Yds	Avg	Long	TB	FC	I20	Blkd
Donnie Jones	64	2813	44.0	86	10	6	17	2
Team	4	17	4.2	17	0	0	0	2
John Corbello	1	39	39.0	39	0	0	1	0
Total	69	2869	41.6	86	10	6	18	4
Opponents	93	3772	40.6	60	5	12	27	0

ALL PURPOSE	G	Rush	Rec	PR	KOR	IR	Tot	Avg/G
Domanick Davis	13	931	130	499	560	0	2120	163.1
Dev. Henderson	11	7	447	0	305	0	759	69.0
Michael Clayton	13	3	749	0	0	0	752	57.8
Joseph Addai	12	438	81	0	0	0	519	43.2
L. Toefield	9	475	41	0	0	0	516	57.3
Marcus Randall	11	348	0	0	0	0	348	31.6
Shyrone Carey	9	97	41	70	49	0	257	28.6
Jerel Myers	13	0	181	0	0	0	181	13.9
Matt Mauck	6	175	0	0	0	0	175	29.2
Skyler Green	7	28	123	0	0	0	151	21.6
Reggie Robinson	13	0	119	0	0	0	119	9.2
Dem.Hoofkin	13	0	0	0	0	104	104	8.0
Corey Webster	13	0	0	0	0	75	75	5.8
Blain Bech	11	35	0	0	0	0	35	3.2
Eric Edwards	9	0	35	0	0	0	35	3.9
Damien James	7	0	0	0	0	32	32	4.6
Bradie James	13	31	0	0	0	0	31	2.4
Marcus Spears	12	0	0	0	0	29	29	2.4
Bennie Brazell	8	0	28	0	0	0	28	3.5
Ryan Gilbert	3	22	0	0	0	0	22	7.3
Dem.Robinson	9	0	11	0	0	0	11	1.2
Solomon Lee	11	6	4	0	0	0	10	0.9
S. Peterman	12	7	0	0	0	0	7	0.6
Jason Spadoni	9	-2	0	0	0	0	-2	-0.2
Team	8	-4	0	0	0	0	-4	-0.5
Rick Clausen	3	-37	0	0	0	0	-37	-12.3
Total	13	2560	1990	569	914	240	6273	482.5
Opponents	13	1743	1985	283	872	192	5075	390.4

2002 Final Defensive Statistics

INTRO
 THIS IS LSU
 PLAYERS
 COACHES
 PREVIEW
REVIEW
 RECORDS
 HONORS
 HISTORY
 LSU
 MEDIA

	GP	Tackles			Sacks	Pass Def		Fumbles		Blkd		Kick	Saf
		Solo	Ast	Total	TFL/Yds	No-Yards	Int-Yds	BrUp	QBH	Rev-Yds	FF		
11 Bradie James	13	83	71	154	9.5-32	3-17	1-0	3	18	.	1	.	.
36 Norman Lejeune	13	70	37	107	10.0-56	5-46	.	15	4	.	1	.	.
58 Lionel Turner	12	39	32	71	9.5-43	3-20	.	5	4	2-0	.	.	.
93 Chad Lavalais	13	43	23	66	8.5-26	2-6	.	2	21	1-0	.	.	.
21 Randall Gay	13	46	18	64	1.0-1	.	.	11	4
8 Jack Hunt	13	38	20	58	2.5-11	2-9	.	8	2
94 Marquise Hill	13	32	26	58	4.5-29	3-21	.	2	16
56 Jeremy Lawrence	13	32	17	49	8.5-26	4-14	.	.	12
84 Marcus Spears	12	31	15	46	3.5-11	3-8	2-29	2	16
46 Cameron Vaughn	12	19	19	38	3.0-18	2-17	.	1	1
13 Corey Webster	13	31	5	36	1.0-4	.	7-75	17	4	.	1	.	.
33 Dem.Hoofkin	13	26	8	34	.	.	5-104	17	1	1-0	1	.	.
5 Damien James	7	19	12	31	.	.	2-32	7	.	1-0	.	.	.
96 Byron Dawson	13	19	11	30	4.5-11	3-10	.	.	9
90 Melvin Oliver	13	12	17	29	5.5-26	6-25	.	1	3
54 Kenderick Allen	12	15	8	23	1.0-2	.	.	2	6
92 Bryce Wyatt	13	12	8	20	2.0-11	2-11	.	.	1	1-0	1	.	.
14 Michael Clayton	13	11	3	14
7 Adrian Mayes	12	13	.	13	.	.	.	1	.	1-0	.	.	.
49 Ryan O'Neal	13	10	3	13	1-0	1	.	.
98 Torran Williams	11	4	5	9	1.0-1	1-1	.	.	3
1 Ronnie Prude	11	7	2	9
26 Travis Moses	8	7	2	9
32 Jason Spadoni	9	6	2	8
9 Dev. Henderson	11	6	2	8
95 Kyle Williams	7	4	3	7	.	2-0	.	.	1
99 Jason Ledoux	7	5	1	6	2.0-4	.	.	1	1
27 Eric Alexander	11	1	4	5
43 Chad White	13	4	.	4
62 Brandon Hurley	10	1	3	4
97 B. Washington	6	2	2	4
34 Dorsett Buckels	9	3	1	4
29 Travis Daniels	5	3	.	3	1.0-1	.	.	1	2
51 Wendell York	11	3	.	3	1-0	.	.	.
80 Donnie Jones	13	2	.	2
25 Greg Hercules	4	1	.	1
TM Team	8	1	.	1	1	.	.	.
48 Jarvus Ryes	3	.	1	1
Total	13	673	385	1058	78-313	27-187	17-240	96	129	9-0	7	.	.
Opponents	13	-	-	-	-	16-122	8-192	40	.	18-68	24	6	1

Offensive Game-by-Game Statistics

Passing

MATT MAUCK	ATT	CMP	INT	YDS	TD	LG
at Virginia Tech	35	15	1	134	0	17
Citadel	18	8	1	90	0	14
Miami (Ohio)	26	15	0	215	3	32
Mississippi State	12	4	0	52	1	36
UL-Lafayette	19	8	0	138	3	42
at Florida	20	13	0	153	2	39
South Carolina	did not play					
at Auburn	did not play					
at Kentucky	did not play					
Alabama	did not play					
Ole Miss	did not play					
at Arkansas	did not play					
vs. Texas (Cotton Bowl)	did not play					
MARCUS RANDALL	ATT	CMP	INT	YDS	TD	LG
at Virginia Tech	did not play					
Citadel	4	2	0	17	0	9
Miami (Ohio)	0	0	0	0	0	0
Mississippi State	did not play					
UL-Lafayette	4	2	0	16	0	11
at Florida	0	0	0	0	0	0

South Carolina	23	12	0	183	0	26
at Auburn	20	9	4	79	0	21
at Kentucky	23	10	0	264	3	75
Alabama	17	6	0	39	0	17
Ole Miss	20	13	0	179	2	27
at Arkansas	25	14	0	203	1	67
vs. Texas (Cotton Bowl)	45	19	1	193	1	27

Rushing

DOMANICK DAVIS	ATT	GN	LS	NET	TD	LNG
at Virginia Tech	7	26	3	23	1	11
Citadel	15	86	2	84	2	22
Miami (Ohio)	11	54	3	51	0	18
Mississippi State	18	122	0	122	1	19
UL-Lafayette	15	58	8	50	2	13
at Florida	14	84	0	84	0	39
South Carolina	26	113	0	113	1	15
at Auburn	14	42	0	42	0	8
at Kentucky	20	79	3	76	0	12
Alabama	9	47	0	47	0	15
Ole Miss	17	89	2	87	0	10
at Arkansas	14	71	4	67	0	12
vs. Texas (Cotton Bowl)	13	92	7	85	1	44

2002 Individual Offensive Game-by-Game Statistics

LABRANDON TOEFIELD	ATT	GN	LS	NET	TD	LNG
at Virginia Tech	10	46	0	46	1	11
Citadel	6	85	0	85	1	59
Miami (Ohio)	17	115	4	111	0	16
Mississippi State	21	76	3	73	0	17
UL-Lafayette	3	8	0	8	0	6
at Florida	did not play					
South Carolina	did not play					
at Auburn	did not play					
at Kentucky	did not play					
Alabama	6	26	4	22	0	12
Ole Miss	17	47	12	35	0	9
at Arkansas	14	32	4	28	0	7
vs. Texas (Cotton Bowl)	22	73	6	67	0	13

JOSEPH ADDAI	ATT	GN	LS	NET	TD	LNG
at Virginia Tech	1	5	0	5	0	5
Citadel	14	89	1	88	0	23
Miami (Ohio)	5	20	0	20	0	7
Mississippi State	0	0	0	0	0	0
UL-Lafayette	11	104	6	98	2	34
at Florida	14	57	1	56	0	9
South Carolina	7	18	4	14	0	7
at Auburn	10	46	2	44	1	19
at Kentucky	9	92	1	91	1	63
Alabama	5	18	3	15	0	9
Ole Miss	did not play					
at Arkansas	0	0	0	0	0	0
vs. Texas (Cotton Bowl)	1	5	0	5	0	5

SHYRONE CAREY	ATT	GN	LS	NET	TD	LNG
at Virginia Tech	0	0	0	0	0	0
Citadel	0	0	0	0	0	0
Miami (Ohio)	0	0	0	0	0	0
Mississippi State	did not play					
UL-Lafayette	6	21	0	21	0	9
at Florida	2	7	0	7	0	4
South Carolina	6	68	0	68	1	42
at Auburn	did not play					
at Kentucky	did not play					
Alabama	did not play					
Ole Miss	1	0	2	-2	0	0
at Arkansas	2	3	0	3	0	2
vs. Texas (Cotton Bowl)	0	0	0	0	0	0

MARCUS RANDALL	ATT	GN	LS	NET	TD	LNG
at Virginia Tech	did not play					
Citadel	1	14	0	14	0	14
Miami (Ohio)	1	2	0	2	0	2
Mississippi State	did not play					
UL-Lafayette	3	7	10	-3	0	7
at Florida	0	0	0	0	0	0
South Carolina	6	39	3	36	1	14
at Auburn	16	84	10	74	0	12
at Kentucky	10	47	11	36	0	11
Alabama	6	54	0	54	0	16
Ole Miss	9	44	13	31	0	15
at Arkansas	10	42	16	26	1	9
vs. Texas (Cotton Bowl)	11	109	31	78	0	76

Receiving

MICHAEL CLAYTON	REC	YDS	TD	LNG
at Virginia Tech	5	49	0	17
Citadel	5	55	0	12
Miami (Ohio)	7	91	2	24
Mississippi State	1	7	0	7
UL-Lafayette	3	56	2	36
at Florida	3	83	0	39
South Carolina	5	77	0	25
at Auburn	2	10	0	7
at Kentucky	4	54	0	17
Alabama	3	13	0	6
Ole Miss	6	77	1	27
at Arkansas	7	89	0	48
vs. Texas (Cotton Bowl)	6	88	0	24

JEREL MYERS	REC	YDS	TD	LNG
at Virginia Tech	1	6	0	6
Citadel	0	0	0	0
Miami (Ohio)	1	23	0	23
Mississippi State	0	0	0	0
UL-Lafayette	0	0	0	0
at Florida	0	0	0	0
South Carolina	2	45	0	26
at Auburn	3	44	0	21
at Kentucky	0	0	0	0
Alabama	0	0	0	0
Ole Miss	4	40	0	17
at Arkansas	2	7	0	4
vs. Texas (Cotton Bowl)	4	16	0	8

REGGIE ROBINSON	REC	YDS	TD	LNG
at Virginia Tech	0	0	0	0
Citadel	1	10	0	10
Miami (Ohio)	1	23	0	23
Mississippi State	0	0	0	0
UL-Lafayette	0	0	0	0
at Florida	0	0	0	0
South Carolina	3	55	0	21
at Auburn	1	7	0	7
at Kentucky	0	0	0	0
Alabama	0	0	0	0
Ole Miss	1	24	0	24
at Arkansas	0	0	0	0
vs. Texas (Cotton Bowl)	0	0	0	0

DEVERY HENDERSON	REC	YDS	TD	LNG
at Virginia Tech	1	10	0	10
Citadel	3	31	0	14
Miami (Ohio)	1	32	0	32
Mississippi State	2	44	1	36
UL-Lafayette	1	20	1	20
at Florida	4	49	2	25
South Carolina	0	0	0	0
at Auburn	2	16	0	14
at Kentucky	5	201	3	75
Alabama	3	25	0	15
Ole Miss	1	19	1	19
at Arkansas	did not play			
vs. Texas (Cotton Bowl)	did not play			

2002 Individual Offensive Game-by-Game Statistics

INTRO
 THIS IS LSU
 PLAYERS
 COACHES
 PREVIEW
REVIEW
 RECORDS
 HONORS
 HISTORY
 LSU
 MEDIA

SKYLER GREEN	REC	YDS	TD	LNG
at Virginia Tech	did not play			
Citadel	did not play			
Miami (Ohio)	0	0	0	0
Mississippi State	0	0	0	0
UL-Lafayette	0	0	0	0
at Florida	did not play			
South Carolina	did not play			
at Auburn	did not play			
at Kentucky	did not play			
Alabama	0	0	0	0
Ole Miss	1	7	0	7
at Arkansas	3	92	1	67
vs. Texas (Cotton Bowl)	3	24	0	13

SHYRONE CAREY	REC	YDS	TD	LNG
at Virginia Tech	1	9	0	9
Citadel	1	11	0	11
Miami (Ohio)	0	0	0	0
Mississippi State	did not play			
UL-Lafayette	2	12	0	12
at Florida	0	0	0	0
South Carolina	0	0	0	0
at Auburn	did not play			
at Kentucky	did not play			
Alabama	did not play			
Ole Miss	1	9	0	9
at Arkansas	0	0	0	0
vs. Texas (Cotton Bowl)	0	0	0	0

BENNIE BRAZELL	REC	YDS	TD	LNG
at Virginia Tech	1	12	0	12
Citadel	0	0	0	0
Miami (Ohio)	0	0	0	0
Mississippi State	0	0	0	0
UL-Lafayette	2	16	0	11
at Florida	0	0	0	0
South Carolina	0	0	0	0
at Auburn	did not play			
at Kentucky	did not play			
Alabama	did not play			
Ole Miss	did not play			
at Arkansas	did not play			
vs. Texas (Cotton Bowl)	did not play			

ERIC EDWARDS	REC	YDS	TD	LNG
at Virginia Tech	1	11	0	11
Citadel	did not play			
Miami (Ohio)	did not play			
Mississippi State	0	0	0	0
UL-Lafayette	0	0	0	0
at Florida	1	6	0	6
South Carolina	1	2	0	2
at Auburn	0	0	0	0
at Kentucky	0	0	0	0
Alabama	2	10	0	5
Ole Miss	0	0	0	0
at Arkansas	1	6	0	6
vs. Texas (Cotton Bowl)				

DOMANICK DAVIS	REC	YDS	TD	LNG
at Virginia Tech	1	8	0	8
Citadel	0	0	0	0
Miami (Ohio)	3	35	0	11
Mississippi State	0	0	0	0
UL-Lafayette	0	0	0	0
at Florida	3	3	0	3
South Carolina	1	4	0	4
at Auburn	1	2	0	2
at Kentucky	1	9	0	9
Alabama	1	17	0	17
Ole Miss	2	21	0	13
at Arkansas	0	0	0	0
vs. Texas (Cotton Bowl)	3	31	0	27

Return Yards

DOMANICK DAVIS	KICKOFF RETURNS			PUNT RETURNS		
	NO.	YARDS	LNG	NO.	YARDS	LNG
at Virginia Tech	4	85	25	4	52	24
Citadel	1	32	32	3	17	15
Miami (Ohio)	0	0	0	5	116	57
Mississippi State	1	36	36	4	128	78
UL-Lafayette	0	0	0	1	41	41
at Florida	1	14	14	4	62	31
South Carolina	2	61	39	2	23	18
at Auburn	2	48	31	1	9	9
at Kentucky	1	31	31	3	19	11
Alabama	5	107	26	3	13	12
Ole Miss	2	45	25	4	12	7
at Arkansas	1	11	11	1	7	7
vs. Texas (Cotton Bowl)	1	0	0	4	90	25

Punting

DONNIE JONES	NO.	YDS	AVG	LG	I-20
at Virginia Tech	7	245	35.0	50	1
Citadel	4	211	52.8	56	2
Miami (Ohio)	0	0	0.0	0	0
Mississippi State	4	172	43.0	53	0
UL-Lafayette	6	248	41.3	52	2
at Florida	5	215	43.0	51	0
South Carolina	2	92	46.0	56	2
at Auburn	5	203	40.6	47	0
at Kentucky	6	305	50.2	86	2
Alabama	8	344	43.0	60	2
Ole Miss	8	364	45.5	54	3
at Arkansas	5	209	41.8	47	2
vs. Texas (Cotton Bowl)	4	195	48.8	65	1

Field Goals

JOHN CORBELLO	MADE	MISSED
at Virginia Tech	none	none
Citadel	none	none
Miami (Ohio)	42, 29, 35, 41	none
Mississippi State	26	none
UL-Lafayette	none	50, 41
at Florida	37, 45, 20	none
South Carolina	42, 48, 37	42, 41
at Auburn	none	none
at Kentucky	49, 19	45 (blocked)
Alabama	none	44 (blocked)
Ole Miss	none	none
at Arkansas	49, 29	none
vs. Texas (Cotton Bowl)	26, 39	36

2002 Individual Defensive Game-by-Game Statistics

TACKLES (UT-AT-TOT)	VT	CIT	MIA	MSU	ULL	UF	USC	AU	UK	ALA	OM	ARK	TEX
Eric Alexander, LB	0-0-0	0-0-0	0-0-0	0-0-0	0-3-3	0-1-1	0-0-0	1-0-1	0-0-0	0-0-0	DNP	DNP	0-0-0
Kenderick Allen, DE	DNP	1-0-0	0-0-0	0-0-0	0-0-0	1-1-2	0-0-0	1-2-3	3-2-5	1-0-1	1-1-2	4-1-5	1-0-1
Dorsett Buckles, LB	DNP	0-1-1	0-0-0	0-0-0	1-0-1	1-0-1	0-0-0	0-0-0	0-0-0	1-0-1	DNP	DNP	DNP
Travis Daniels, CB	DNP	3-0-3	0-0-0	DNP	DNP	0-0-0	DNP	DNP	DNP	0-0-0	DNP	0-0-0	DNP
Byron Dawson, DT	4-2-6	0-1-1	0-0-0	1-1-2	3-1-4	1-1-2	2-0-2	3-3-6	1-0-1	1-0-1	1-0-1	2-0-2	1-1-2
Randall Gay, CB	3-2-5	5-1-6	8-0-8	2-3-5	1-1-2	5-1-6	3-3-6	4-0-4	4-4-8	2-1-3	6-2-8	1-1-2	1-1-2
Marquise Hill, DE	3-3-6	2-2-4	3-1-4	1-2-3	2-2-4	2-2-4	2-4-6	4-3-7	3-1-4	3-0-3	2-2-4	1-3-4	3-0-3
Demetrius Hookfin, CB	3-0-3	2-0-2	1-0-1	4-3-7	1-0-1	3-1-4	4-3-7	2-0-2	1-0-1	1-1-2	3-0-3	2-0-2	0-1-1
Jack Hunt, FS	1-2-3	1-0-1	2-1-3	1-0-1	0-3-3	1-1-2	2-0-2	1-0-1	9-6-15	7-0-7	5-3-8	3-2-5	5-2-7
Bradie James, LB	11-8-19	7-11-18	5-2-7	5-7-12	2-6-8	7-4-11	5-6-11	9-5-14	4-5-9	9-6-15	2-3-5	11-7-18	6-1-7
Damien James, FS	1-0-1	6-4-10	3-0-3	3-2-5	1-3-4	2-3-5	3-0-3	DNP	DNP	DNP	DNP	DNP	DNP
Chad Lavalais, DT	10-1-11	1-1-2	1-1-2	8-1-9	1-3-4	0-4-4	4-4-8	5-1-6	3-3-6	5-0-5	4-1-5	3-2-5	1-0-1
Jeremy Lawrence, LB	2-2-4	1-1-2	1-1-2	4-0-4	1-2-3	3-1-4	2-2-4	4-2-6	2-0-2	7-4-11	3-1-4	1-0-1	1-0-1
Jason LeDoux, LB	0-0-0	2-0-2	0-0-0	0-0-0	2-1-3	DNP	0-0-0	DNP	DNP	1-0-1	DNP	DNP	0-0-0
Norman LeJeune, SS	8-3-11	3-1-4	1-1-2	5-3-8	6-5-11	7-1-8	5-3-8	4-2-6	5-6-11	8-3-11	10-3-13	7-4-11	1-2-3
Adrian Mays, FS	0-0-0	2-0-2	2-0-2	2-0-2	2-0-2	1-0-1	1-0-1	0-0-0	2-0-2	1-0-1	DNP	0-0-0	0-0-0
Travis Moses, CB	DNP	0-0-0	0-0-0	2-0-2	0-2-2	1-0-1	2-0-2	DNP	1-0-1	DNP	DNP	DNP	1-0-1
Melvin Oliver, DT	2-2-4	0-1-1	1-1-2	1-1-2	1-3-4	0-2-2	2-1-3	1-3-4	0-0-0	2-0-2	0-1-1	0-2-2	1-1-2
Ronnie Prude, CB	1-0-1	1-0-1	3-0-3	1-2-3	1-0-1	0-0-0	0-0-0	0-0-0	0-0-0	0-0-0	DNP	DNP	DNP
Marcus Spears, DE	4-1-5	3-3-6	3-1-4	2-3-5	3-1-4	2-1-3	2-0-2	DNP	2-2-4	1-0-1	1-1-2	4-3-7	2-0-2
Lionel Turner, LB	3-2-5	4-2-6	1-1-2	3-1-4	3-1-4	3-1-4	4-4-8	6-6-12	3-6-9	4-3-7	1-2-3	DNP	5-2-7
Cameron Vaughn, LB	2-1-3	1-2-3	1-0-1	0-1-1	4-4-8	0-0-0	1-2-3	0-0-0	0-1-1	1-1-2	0-1-1	9-6-15	0-0-0
Brandon Washington, DE	DNP	1-0-1	1-0-1	DNP	0-2-2	0-0-0	DNP	DNP	DNP	0-0-0	DNP	DNP	DNP
Corey Webster, CB	0-0-0	0-0-0	3-1-4	3-0-3	2-0-2	3-0-3	2-0-2	2-1-3	1-0-1	5-0-5	6-2-8	2-1-3	2-0-2
Chad White, DT	0-0-0	1-0-1	0-0-0	0-0-0	0-0-0	1-0-1	1-0-1	0-0-0	0-0-0	0-0-0	1-0-1	0-0-0	0-0-0
Kyle Williams, DT	DNP	0-1-1	2-1-3	1-0-1	1-1-2	0-0-0	DNP	DNP	DNP	0-0-0	DNP	DNP	0-0-0
Torran Williams, DT	1-0-1	0-1-1	1-0-1	0-0-0	1-1-2	0-0-0	0-0-0	0-1-1	1-0-1	1-0-1	0-1-1	DNP	0-0-0
Bryce Wyatt, DE	1-1-2	0-0-0	1-1-2	0-0-0	5-2-7	0-0-0	0-1-1	0-1-1	0-1-1	2-0-2	2-1-3	0-0-0	1-0-1

TFL-YARDS	VT	CIT	MIA	MSU	ULL	UF	USC	AU	UK	ALA	OM	ARK	TEX
Kenderick Allen, DT	---	---	---	---	---	---	---	---	1-2	---	---	---	---
Byron Dawson, DT	---	---	---	---	1-1	---	---	2-2	---	---	---	---	1-8
Travis Daniels, CB	---	1-1	---	---	---	---	---	---	---	---	---	---	---
Randall Gay, CB	---	---	---	---	---	---	1-1	---	---	---	---	---	---
Marquise Hill, DE	---	---	1-8	1-3	1-10	---	---	1-4	---	---	---	---	1-4
Jack Hunt, FS	---	---	1-9	---	---	---	---	---	---	---	---	1-2	---
Bradie James, LB	1-3	1-3	---	1-5	1-5	1-1	1-1	1-1	---	1-1	1-2	1-9	1-1
Chad Lavalais, DT	2-8	---	---	1-1	---	---	---	---	2-6	2-3	1-4	---	1-4
Jeremy Lawrence, LB	---	---	---	---	---	2-6	1-1	2-7	---	4-12	---	---	---
Jason LeDoux, LB	---	2-4	---	---	---	---	---	---	---	---	---	---	---
Norman LeJeune, CB	---	---	---	---	2-16	---	---	---	1-1	1-1	3-21	2-4	1-13
Melvin Oliver, DT	---	---	---	---	1-5	---	2-9	---	---	---	---	---	1-11
Marcus Spears, DE	2-5	1-1	---	---	---	1-5	---	---	---	---	---	---	---
Lionel Turner, LB	---	---	1-2	1-3	---	1-3	---	2-5	1-6	2-14	1-2	---	1-8
Cameron Vaughn, LB	1-9	---	---	---	2-9	---	---	---	---	---	---	---	---
Corey Webster, CB	---	---	---	---	---	---	1-4	---	---	---	---	---	---
Torran Williams, DL	---	---	1-1	---	---	---	---	---	---	---	---	---	---
Bryce Wyatt, DE	---	---	---	---	2-11	---	---	---	---	---	---	---	---

SACKS-YARDS	VT	CIT	MIA	MSU	ULL	UF	USC	AU	UK	ALA	OM	ARK	TEX
Byron Dawson, DT	---	---	---	---	---	---	---	1-0-2	---	---	---	---	1-0-8
Marquise Hill, DE	---	---	1-0-8	1-0-3	1-0-10	---	---	---	---	---	---	---	---
Jack Hunt, FS	---	---	1-0-9	---	---	---	---	---	---	---	---	---	---
Bradie James, LB	0.5-3	---	---	---	1-0-5	---	---	---	---	---	---	1-0-9	---
Chad Lavalais, DT	1-0-6	---	---	---	---	---	---	---	---	---	---	---	---
Jeremy Lawrence, LB	---	---	---	---	---	1.5-6	1-0-1	1-0-7	---	---	---	---	---
Norman LeJeune, CB	---	---	---	---	1-0-15	---	---	---	---	---	3-0-21	---	1-0-13
Melvin Oliver, DT	---	---	---	---	1.5-5	---	2-0-9	---	---	---	---	---	1-0-11
Marcus Spears, DT	0.5-3	---	---	---	---	0.5-5	---	---	---	---	---	---	---
Lionel Turner, LB	---	---	---	---	---	---	---	---	1-0-6	2-0-14	---	---	---
Cameron Vaughn, LB	1-0-9	---	---	---	1-0-8	---	---	---	---	---	---	---	---
Torran Williams, DL	---	---	1-0-1	---	---	---	---	---	---	---	---	---	---
Bryce Wyatt, DE	---	---	---	---	2-0-11	---	---	---	---	---	---	---	---

INTERCEPTIONS-YARDS	VT	CIT	MIA	MSU	ULL	UF	USC	AU	UK	ALA	OM	ARK	TEX
Demetrius Hookfin, CB	---	---	---	1-49	---	---	1-10	---	---	1-0	1-45	---	---
Bradie James, LB	---	---	1-0	---	---	---	---	---	---	---	---	---	---
Damien James, FS	---	1-32	---	---	1-0	---	---	---	---	---	---	---	---
Marcus Spears, DE	---	---	---	---	---	1-18	---	---	---	---	---	---	1-11
Corey Webster, CB	---	---	---	2-26	---	3-49	---	---	---	---	1-0	1-0	--

INTRO THIS IS LSU PLAYERS COACHES PREVIEW **REVIEW** RECORDS HONORS HISTORY LSU MEDIA

2002 Superlatives

LSU Superlatives

HIGHS

Points Scored	48	vs.UL-Lafayette (10/5)
Total Yards	477	vs.Kentucky (11/9)
Rushing Yards	293	vs.Citadel (9/7)
Rushing Attempts	53	vs.Mississippi State (9/28)
Rushing TDs	4	vs.Citadel (9/7)
Passing Yards	264	vs.Kentucky (11/9)
Passes Completed	19	vs. Texas (1/3/03)
Passes Attempted	46	vs. Texas (1/3/03)
Passing TDs	3	vs.Miami (Ohio) (9/14),Kentucky (11/9)
Passes Intercepted	4	vs.Auburn (10/26)
First Downs	25	vs. Texas (1/3/03)
Penalties	13	vs.Kentucky (11/9)
Penalty Yards	104	vs.Kentucky (11/9)
Sacks	9	vs.UL-Lafayette (10/5)

LOWS

Points Scored	0	vs.Alabama (11/16)
Total Yards	196	vs.Alabama (11/16)
Rushing Yards	80	at Virginia Tech (9/1)
Rushing Attempts	28	at Virginia Tech (9/1)
Rushing TDs	0	vs.Miami (9/14), Ole Miss (11/23)
Passing Yards	52	vs.Mississippi State (9/28)
Passes Completed	9	vs.Auburn (10/26),Alabama (11/16)
Passes Attempted	20	vs.Florida (10/12)
Passing TDs	0	five times,last vs.Alabama (11/16)
Passes Intercepted	0	six times,last vs.Alabama (11/16)
First Downs	14	three times,last vs.Alabama (11/16)
Penalties	2	vs.Ole Miss (11/23)
Penalty Yards	25	vs.Ole Miss (11/23)
Sacks	0	vs.Citadel (9/7),Auburn (10/26)

INDIVIDUAL

All-Purpose Yds	298	by D. Henderson vs.Kentucky (11/9)
Rushing Yards	122	by D. Davis vs.Mississippi State (9/28)
Rushing Carries	26	by D. Davis vs.South Carolina (10/19)
Rushing TDs	2	three times
Longest Rush	76	by Marcus Randall vs. Texas (1/3/03)
Passing Yards	264	by Marcus Randall vs.Kentucky (11/9)
Pass Completions	19	by Marcus Randall vs. Texas (1/3/03)
Passing Attempts	45	by Marcus Randall vs. Texas (1/3/03)
Passes Intercepted	4	by Marcus Randall vs.Auburn (10/26)
Passing TDs	3	three times,last by Randall vs.UK (11/9)
Longest Pass	75	by Marcus Randall vs.Kentucky (11/9)
Receiving Yards	201	by D. Henderson vs.Kentucky (11/9)
Receptions	7	by M.Clayton vs.Miami (Ohio) (9/14)
Receiving TDs	3	by D. Henderson vs.Kentucky (11/9)
Longest Reception	75	by D. Henderson vs.Kentucky (11/9)
FG's Made	4	by J. Corbello vs.Miami (Ohio) (9/14)
FG's Attempted	5	by J. Corbello vs. S. Carolina (10/19)
Longest FG Made	49	by J. Corbello vs. Ky. (11/9),Ark.(11/27)
PAT's	6	by John Corbello vs.UL-Lafayette (10/5)
Punts	8	twice by Jones,last vs.Ole Miss (11/23)
Punts Average	52.8	by Donnie Jones vs.Citadel (9/7)
Longest Punt	86	by Donnie Jones vs.Kentucky (11/9)
Punt Return Yds	128	by D. Davis vs.Mississippi State (9/28)
Longest Punt Ret.	78	by D. Davis vs.Mississippi State (9/28)
KO Return Yards	107	by D. Davis vs.Alabama (11/16)
Longest KO Ret.	69	by Devery Henderson vs.ULL (10/5)
Total Tackles	19	by Bradie James at Virginia Tech (9/1)
Tackles for Loss	4	by Jeremy Lawrence vs.Alabama (11/16)
Sacks	2.0	four times, last by LeJeune vs. OM (11/23)
Interceptions	3	by Corey Webster vs.Florida (10/12)
Int. Return Yards	49	by Demetrius Hookfin Miss.State (9/28)

Team Superlatives

HIGHS

Points Scored	35	by Texas (1/3/03)
Total Yards	477	by Alabama (11/16)
Rushing Yards	300	by Alabama (11/16)
Rushing Attempts	65	by Virginia Tech (9/1)
Rushing TDs	3	by three teams,last by Alabama (11/16)
Passing Yards	269	by Texas (1/3/03)
Passes Completed	22	by Miami (Ohio) (9/14)
Passes Attempted	44	by Florida (10/12)
Passing TDs	4	by Kentucky (11/9)
Passes Intercepted	4	by Florida (10/12)
First Downs	27	by Alabama (11/16)
Penalties	9	by Miami (Ohio) (9/14)
Penalty Yards	94	by Miami (Ohio) (9/14)
Sacks	4	by Virginia Tech (9/1)

LOWS

Points Scored	0	by UL-Lafayette (10/5)
Total Yards	70	by UL-Lafayette (10/5)
Rushing Yards	17	by UL-Lafayette (10/5)
Rushing Attempts	17	by Miami (Ohio) (10/14)
Rushing TDs	0	four times, last by Ole Miss (11/23)
Passing Yards	53	by UL-Lafayette (10/5)
Passes Completed	7	by Virginia Tech (9/1)
Passes Attempted	11	by Auburn (10/26)
Passing TDs	0	four times, last by UL-Lafayette (10/5)
Passes Intercepted	0	three times,last by Kentucky (11/9)
First Downs	7	by UL-Lafayette (10/5)
Penalties	1	by UL-Lafayette (10/5),Ole Miss (11/23)
Penalty Yards	6	by UL-Lafayette (10/5)
Sacks	0	four times, last by Auburn (10/26)

INDIVIDUAL

All-Purpose Yds	181	by Roy Williams of Texas (1/3/03)
Rushing Yards	143	by Artose Pinner of Kentucky (11/9)
Rushing Carries	22	by Lee Suggs of Virginia Tech (9/1)
Rushing TDs	2	twice,last by Brown of Auburn (10/26)
Longest Rush	56	by Fred Talley of Arkansas (11/27)
Passing Yards	269	by Chris Simms of Texas (1/3/03)
Pass Completions	22	by Roethlisberger of Miami (Ohio) (9/14)
Passing Attempts	44	by Rex Grossman of Florida (10/12)
Passes Intercepted	4	by Rex Grossman of Florida (10/12)
Passing TDs	2	by Chris Simms of Texas (1/3/03)
Longest Pass	75	by Chris Simms of Texas (1/3/03)
Receiving Yards	142	by Roy Williams of Texas (1/3/03)
Receptions	6	by Carlos Perez of Florida (10/12)
Receiving TDs	1	by eight players
Longest Reception	75	by Roy Williams of Texas (1/3/03)
FG's Made	2	by Brent Smith of Mississippi St.(9/28)
FG's Attempted	3	twice,last by P.Yost of Auburn (10/26)
Longest FG Made	46	by Kyle Robinson of Alabama (11/16)
PAT's	4	by Philip Yost of Auburn (10/26)
Punts	12	by Grant Autrey of UL-Lafayette (10/5)
Punts Average	46.3	by Damon Duval of Auburn (10/26)
Longest Punt	58	by Vinnie Burns of Virginia Tech (9/1)
Punt Return Yards	43	by Keiwan Ratliff of Florida (10/12)
Longest Punt Ret.	20	by two players,last Abney of UK (11/9)
KO Return Yards	115	by Fred Reid of Mississippi State (9/28)
Longest KO Ret.	41	by Mile Bowen of Miami (Ohio) (9/14)
Total Tackles	17	by Mario Haggan of Miss.State (9/28)
Tackles for Loss	3.0	by Jim Davis of Virginia Tech (9/1)
Sacks	3.0	by Jim Davis of Virginia Tech (9/1)
Interceptions	2	by Karlos Dansby of Auburn (10/26)
Int. Return Yards	64	by T. Robinson of Auburn (10/26)

TIGER TRENDS

	<u>2002</u>	<u>SABAN</u>
September	3-1	8-4
October	3-1	7-4
November	2-2	7-3
December-January	0-1	4-1
LSU'S CONFERENCE RECORD		
at home	3-1	9-3
on the road	2-2	6-7
neutral	0-0	1-0
LSU'S NON-CONFERENCE RECORD		
at home	3-0	8-1
on the road	0-1	0-1
neutral	0-1	2-1
LSU VS. RANKED OPPONENTS		
at home	0-1	4-2
on the road	1-1	1-4
neutral	0-1	4-0
LSU'S RECORD IN GAMES		
decided by 7 pts or less	2-1	7-2
decided by 3 pts or less	2-1	3-1
Away during the day	1-2	2-4
Away at night	1-0	4-2
Home during the day	2-0	4-1
Home at night	4-1	13-3
LSU'S RECORD WHEN SCORING		
less than 20 points	1-3	1-9
20+ points	7-2	25-3
25+ points	7-0	24-0
LSU'S RECORD WHEN ALLOWING		
14 or fewer points	7-0	16-2
24 or fewer points	7-1	19-3
25+ points	1-4	7-9
LSU'S RECORD WHEN		
Leading after the 1st qtr	5-2	18-4
Leading after the 2nd qtr	6-1	21-2
Leading after the 3rd qtr	6-1	19-2
Tied after the 4th qtr	0-0	2-0
Trailing after the 1st qtr	3-2	6-7
Trailing after the 2nd qtr	2-4	5-10
Trailing after the 3rd qtr	1-4	4-10
LSU'S RECORD WITH		
less than 300 yards	0-3	2-7
400+ yards total offense	5-1	18-2
500+ yards total offense	0-0	5-0
600+ yards total offense	0-0	2-0
less than 100 yards rush	0-1	1-5
100+ yards rushing	8-4	25-7
150+ yards rushing	7-2	16-4
200+ yards rushing	7-1	10-1
250+ yards rushing	2-0	4-0
less than 200 yards pass	6-4	9-7
300+ yards passing	0-0	7-1
350+ yards passing	0-0	5-1
400+ yards passing	0-0	3-0
450+ yards passing	0-0	2-0
LSU'S RECORD WHEN ALLOWING		
less than 200 total yards	1-0	2-1
less than 300 total yards	7-1	9-3
less than 400 total yards	8-4	20-7
400+ yards total offense	0-1	6-5
less than 100 yards rush	5-0	14-0
100+ yards rush	3-5	12-12
less than 200 yards pass	6-4	11-6
less than 250 yards pass	8-3	17-7
less than 300 yards pass	8-4	21-9
300+ yards pass	0-0	5-2

Turnovers

OPPONENT	LSU					MARGIN	OPPONENT			
	FUM	INT	TOT	TOPTS	TOPTS		TOT	FUM	INT	
Virginia Tech	1	1	2	7	-1	0	1	1	0	
Citadel	2	1	3	3	-1	14	2	1	1	
Miami (OH)	1	0	1	0	even	7	1	0	1	
Mississippi St.	3	0	3	10	even	3	3	0	3	
UL-Lafayette	2	0	2	0	+1	13	3	2	1	
Florida	0	0	0	0	+4	13	4	0	4	
South Carolina	0	0	0	0	+2	10	2	0	2	
Auburn	1	4	5	17	-4	0	1	1	0	
Kentucky	0	0	0	0	+2	3	2	2	0	
Alabama	2	0	2	7	-1	0	1	0	1	
Ole Miss	3	1	4	6	-1	0	3	1	2	
Arkansas	1	0	1	0	even	0	1	0	1	
Texas	0	1	1	7	+1	0	2	1	1	
TOTALS	16	8	24	57	+2	63	26	7	17	

LSU Big Plays

OPPONENT	RUSHING		PASSING		SPECIAL TEAMS			50+	BLOCK	RET. TD
	15+	20+	30+	40+	20+	30+	40+			
Virginia Tech	0	0	0	0	0	0	0	0	0	0
Citadel	3	3	1	1	0	0	0	0	0	0
Miami (OH)	4	0	0	0	4	1	0	0	0	0
Mississippi St.	3	1	0	0	1	1	0	0	0	1
UL-Lafayette	3	3	3	0	3	2	1	0	0	0
Florida	4	4	2	0	4	1	0	0	0	0
South Carolina	2	1	1	1	3	0	0	0	0	0
Auburn	1	0	0	0	1	0	0	0	0	0
Kentucky	1	1	1	1	4	3	2	2	0	0
Alabama	3	0	0	0	0	0	0	0	0	0
Ole Miss	1	0	0	0	2	0	0	0	0	0
Arkansas	0	0	0	0	2	2	2	1	0	0
Texas	2	1	1	1	2	0	0	0	0	0
TOTALS	27	14	9	4	26	10	5	3	0	1

Opponent Big Plays

OPPONENT	RUSHING		PASSING		SPECIAL TEAMS			50+	BLOCK	RET. TD
	15+	20+	30+	40+	20+	30+	40+			
Virginia Tech	1	1	1	0	0	0	0	0	2 punt	0
Citadel	1	1	1	0	1	0	0	0	0	0
Miami (OH)	0	0	0	0	1	0	0	0	0	0
Mississippi St.	2	2	0	0	1	1	0	0	0	0
UL-Lafayette	0	0	0	0	0	0	0	0	0	0
Florida	1	1	0	0	0	0	0	0	0	0
South Carolina	3	1	0	0	2	1	1	1	0	0
Auburn	4	2	1	0	1	1	1	0	0	0
Kentucky	3	1	0	0	3	2	2	0	1 FG, 1 punt	0
Alabama	7	3	1	0	4	1	0	0	1 FG	0
Ole Miss	1	0	0	0	2	0	0	0	0	0
Arkansas	3	2	2	2	3	3	1	1	0	0
Texas	3	1	1	0	6	3	2	2	0	0
TOTALS	29	15	8	2	24	12	7	4	3 punt, 2 FG	0

LSU Average Scoring Drives

OPPONENT	NO.	PLAYS	YARDS	TIME	FOR TD	PLAYS	YARDS	TIME
Virginia Tech	1	10.0	82.0	4:02	1	10.0	82.0	4:02
Citadel	4	5.8	56.8	2:16	4	5.8	56.8	2:16
Miami (OH)	7	7.7	46.3	2:57	3	5.3	49.3	1:53
Mississippi St.	4	8.0	49.3	3:44	3	10.0	73.3	4:41
UL-Lafayette	7	5.4	44.3	2:12	7	5.4	44.3	2:12
Florida	6	6.2	35.3	2:40	3	6.7	49.7	3:09
South Carolina	6	9.0	60.8	4:05	3	8.3	61.0	4:10
Auburn	1	7.0	81.0	3:55	1	7.0	81.0	3:55
Kentucky	6	5.3	58.7	2:00	4	4.3	75.8	1:20
Alabama	0	0.0	0.0	0:00	0	0.0	0.0	0:00
Ole Miss	2	8.5	75.0	2:06	2	8.5	75.0	2:06
Arkansas	4	9.8	71.3	3:51	2	7.5	87.0	3:09
Texas	4	8.0	68.8	2:51	2	7.0	88.5	2:25
TOTALS	52	7.3	55.5	2:55	35	6.6	63.0	2:42

Miscellaneous Statistics

Field Position

LSU

OPPONENT	NO. OF DRIVES	AVG. START	OFF KO	OFF PUNT	INSIDE 20	PAST 50
Virginia Tech	15	Own 24	Own 26	Own 24	6	1
Citadel	13	Own 33	Own 34	Own 28	4	3
Miami (OH)	10	Own 42	Own 32	Own 45	1	4
Mississippi St.	14	Own 34	Own 28	Own 26	3	3
UL-Lafayette	17	Own 48	Opp 31	Own 43	2	7
Florida	14	Own 34	Own 25	Own 36	3	2
South Carolina	10	Own 32	Own 31	Own 34	2	2
Auburn	12	Own 23	Own 23	Own 15	3	0
Kentucky	14	Own 26	Own 25	Own 19	5	1
Alabama	12	Own 30	Own 32	Own 30	1	0
Ole Miss	15	Own 27	Own 22	Own 29	3	1
Arkansas	11	Own 23	Own 19	Own 27	4	1
Texas	17	Own 33	Own 32	Own 34	4	4
TOTALS	174	Own 32	Own 27	Own 31	37	25

OPPONENTS

OPPONENT	NO. OF DRIVES	AVG. START	OFF KO	OFF PUNT	INSIDE 20	PAST 50
Virginia Tech	15	Own 43	Own 23	Own 43	2	6
Citadel	14	Own 25	Own 23	Own 14	8	1
Miami (OH)	11	Own 23	Own 26	Own 11	5	0
Mississippi St.	15	Own 40	Own 30	Own 29	1	3
UL-Lafayette	18	Own 26	Own 19	Own 29	6	2
Florida	14	Own 26	Own 22	Own 36	2	1
South Carolina	11	Own 17	Own 17	Own 9	7	0
Auburn	12	Opp 49	Own 22	Own 44	1	6
Kentucky	13	Own 31	Own 22	Own 41	3	2
Alabama	12	Own 24	Own 10	Own 26	3	0
Ole Miss	16	Own 32	Own 21	Own 25	6	4
Arkansas	10	Own 27	Own 20	Own 29	2	1
Texas	15	Own 36	Own 30	Own 32	1	4
TOTALS	176	Own 31	Own 22	Own 31	46	30

Drive Statistics

LSU

OPPONENT	3 &		PCT.	SCORE	PCT.	TD	PCT.
	NO.	OUT					
Virginia Tech	15	8	53.3	1	6.7	1	6.7
Citadel	13	1	7.7	4	30.8	4	30.8
Miami (OH)	10	1	10.0	7	70.0	3	30.0
Mississippi St.	14	2	14.3	4	28.6	3	21.4
UL-Lafayette	17	5	29.4	7	41.2	7	41.2
Florida	14	4	28.6	5	35.7	3	21.4
South Carolina	10	2	20.0	6	60.0	3	30.0
Auburn	12	4	33.3	1	8.3	1	8.3
Kentucky	14	5	35.7	6	42.9	4	28.6
Alabama	12	5	41.7	0	0.0	0	0.0
Ole Miss	15	5	33.3	2	13.3	2	13.3
Arkansas	11	3	27.3	4	36.4	2	18.2
Texas	17	3	17.6	4	23.5	2	11.8
TOTALS	174	48	28.6	51	29.3	36	20.7

OPPONENTS

OPPONENT	3 &		PCT.	SCORE	PCT.	TD	PCT.
	NO.	OUT					
Virginia Tech	15	5	33.3	4	26.7	3	20.0
Citadel	14	5	35.7	2	14.3	1	7.1
Miami (OH)	11	3	27.3	1	18.2	1	18.2
Mississippi St.	15	4	26.7	3	20.0	1	6.7
UL-Lafayette	18	12	66.7	0	0.0	0	0.0
Florida	14	3	21.4	1	7.1	1	7.1
South Carolina	11	3	27.3	2	18.2	2	18.2
Auburn	12	2	16.7	5	41.7	4	33.3
Kentucky	13	3	23.1	5	38.5	4	30.8
Alabama	12	2	18.3	5	41.7	4	33.3
Ole Miss	16	5	31.3	3	18.8	1	6.3
Arkansas	10	3	30.0	3	30.0	3	30.0
Texas	15	4	26.7	5	33.3	5	33.3
TOTALS	176	51	29.0	39	22.2	29	16.5

In the Redzone

LSU

OPPONENT	INSIDE		RUN/		FG	SCORE
	20	TD	PASS	TDPCT.		
Virginia Tech	1	1	1/0	100.0	0	100.0
Citadel	2	2	2/0	100.0	0	100.0
Miami (OH)	5	2	0/2	40.0	2	80.0
Mississippi St.	3	2	2/0	66.7	1	100.0
UL-Lafayette	6	5	3/2	83.3	0	83.3
Florida	5	1	0/1	20.0	3	80.0
South Carolina	3	2	2/0	66.7	1	100.0
Auburn	2	1	1/0	50.0	0	50.0
Kentucky	1	0	0/0	0.0	1	100.0
Alabama	0	0	0/0	0.0	0	0.0
Ole Miss	1	0	0/0	0.0	0	0.0
Arkansas	2	1	1/0	50.0	1	100.0
Texas	4	2	1/1	50.0	1	75.0
TOTALS	35	19	13/6	54.3	10	82.9

OPPONENTS

OPPONENT	INSIDE		RUN/		FG	SCORE
	20	TD	PASS	TDPCT.		
Virginia Tech	4	3	3/0	75.0	0	75.0
Citadel	1	1	1/0	100.0	0	100.0
Miami (OH)	1	1	0/1	100.0	0	100.0
Mississippi St.	2	0	0/0	0.0	1	50.0
UL-Lafayette	1	0	0/0	0.0	0	0.0
Florida	1	1	0/1	100.0	0	100.0
South Carolina	2	1	1/0	50.0	0	50.0
Auburn	7	4	3/1	57.1	1	71.4
Kentucky	2	1	0/1	50.0	1	100.0
Alabama	5	4	3/1	80.0	1	100.0
Ole Miss	2	0	0/0	0.0	1	50.0
Arkansas	2	1	1/0	50.0	0	50.0
Texas	3	2	1/1	66.7	0	66.7
TOTALS	33	19	13/6	57.6	5	72.7

3rd Down and...

LSU

YARDS	VT	CI	MU	MS	UL	UF	SC	AU	UK	AL	OM	AR	TEX	TOT
1-3	0-2	2-3	2-4	3-6	2-3	2-4	2-2	1-2	2-4	2-3	2-4	4-4	2-2	26-43
4-6	1-3	1-3	2-4	1-3	1-1	1-4	1-2	2-5	2-3	1-1	3-6	3-7	2-5	21-47
7-9	0-2	1-3	1-2	0-2	1-4	1-7	3-6	1-4	0-3	0-3	1-4	1-4	0-7	10-51
10-14	0-4	0-1	1-4	1-2	2-6	1-2	0-2	0-2	2-5	0-5	0-1	0-1	0-5	7-40
15+	0-2	0-0	0-2	0-1	0-1	0-0	0-1	0-0	0-1	0-1	0-2	1-1	1-2	2-14
4+	1-11	2-7	4-12	2-8	4-11	3-13	4-11	3-11	4-12	1-10	4-13	5-13	3-19	40-151
7+	0-8	1-4	2-8	1-5	3-10	2-9	3-8	1-6	2-9	0-9	1-7	2-6	1-4	19-104
10+	0-6	0-1	1-6	1-3	2-7	1-2	0-3	0-2	2-6	0-6	0-3	1-2	1-7	9-54
TOT	1-13	4-9	6-16	5-14	6-15	5-17	6-13	4-13	6-16	3-13	6-17	9-17	5-21	66-194

OPPONENTS

YARDS	VT	CI	MU	MS	UL	UF	SC	AU	UK	AL	OM	AR	TEX	TOT
1-3	1-3	2-3	1-1	2-4	0-2	3-5	0-1	3-4	2-3	0-0	4-5	1-4	0-0	19-35
4-6	2-5	1-5	0-4	0-6	0-5	2-5	1-4	3-4	1-2	4-5	1-5	3-4	1-6	19-60
7-9	0-3	1-4	1-3	1-3	0-5	1-1	1-4	0-3	1-3	3-7	0-2	0-6	0-1	8-45
10-14	1-3	0-3	0-1	2-5	0-2	1-5	0-1	0-0	1-3	0-0	0-4	0-0	1-4	6-31
15+	0-1	0-1	0-0	0-1	0-2	0-1	0-0	1-3	0-1	0-2	0-0	0-0	0-1	1-13
4+	3-12	2-13	1-8	3-15	0-14	4-12	2-9	4-10	3-9	7-14	1-11	3-10	2-12	34-149
7+	1-7	1-8	1-4	3-9	0-9	2-7	1-5	1-6	2-7	3-9	0-6	0-6	1-6	16-89
10+	1-4	0-4	0-1	2-6	0-4	1-6	0-1	1-3	1-4	0-2	0-4	0-0	1-5	7-44
TOT	4-15	4-16	2-9	5-19	0-16	7-17	2-10	7-14	5-12	7-14	5-16	4-14	2-12	54-184

2002 Starting Lineups/Career Statistics

INTRO THIS IS LSU PLAYERS COACHES PREVIEW REVIEW RECORDS HONORS HISTORY LSU MEDIA

2002 Offensive Game-by-Game Starters

Game	X	Z	LT	LG	C	RG	RT	TE	FB	TB	QB
Virginia Tech	Myers	Clayton	Whitworth	Peterman	Wilkerson	Sale	Reed	Edwards	Addai	Toefield	Mauck
Citadel	Myers	Clayton	Whitworth	Peterman	Young	Sale	Reed	D. Robinson	Lee	Davis	Mauck
Miami (Ohio)	Myers	Clayton	Whitworth	Peterman	Young	Sale	Reed	D. Robinson	Lee	Davis	Mauck
Mississippi St.	Myers	Clayton	Whitworth	Peterman	Wilkerson	Sale	Reed	Edwards	D. Robinson (TE)	Toefield	Mauck
UL-Lafayette	Myers	Clayton	Whitworth	Peterman	Wilkerson	Sale	Reed	Edwards	Addai	Davis	Mauck
Florida	Myers	Clayton	Whitworth	Peterman	Wilkerson	Sale	Reed	Edwards	Lee	Davis	Mauck
S. Carolina	Myers	Clayton	Whitworth	Peterman	Wilkerson	Sale	Reed	Edwards	Lee	Davis	Randall
Auburn	Myers	Clayton	Whitworth	Peterman	Wilkerson	Sale	Reed	Henderson (WR)	R. Robinson (WR)	Davis	Randall
Kentucky	Myers	Clayton	Whitworth	Peterman	Wilkerson	Sale	Reed	Edwards	R. Robinson (WR)	Davis	Randall
Alabama	Myers	Clayton	Whitworth	Peterman	Wilkerson	Sale	Reed	Edwards	Lee	Davis	Randall
Ole Miss	Myers	Clayton	Whitworth	Peterman	Wilkerson	Sale	Reed	Edwards	Lee	Davis	Clausen
Arkansas	Myers	Clayton	Whitworth	Peterman	Wilkerson	Sale	Reed	Edwards	R. Robinson (WR)	Davis	Randall
Texas	Myers	Clayton	Whitworth	Peterman	Young	Sale	Reed	Edwards	Lee	Davis	Randall

2002 Defensive Game-by-Game Starters

Game	LE	DT	DT	RE	Will	Mike	Sam	LCB	RCB	SS	FS
Virginia Tech	Spears	Dawson	Lavalais	Hill	Turner	B. James	Lawrence	Gay	Hookfin	LeJeune	Hunt
Citadel	Spears	Dawson	Lavalais	Hill	Turner	B. James	Lawrence	Gay	Hookfin	LeJeune	D. James
Miami (Ohio)	Spears	Dawson	Lavalais	Hill	Turner	B. James	Webster (N)	Gay	Hookfin	LeJeune	D. James
Mississippi St.	Spears	Allen	Lavalais	Hill	Turner	B. James	Lawrence	Gay	Hookfin	LeJeune	D. James
UL-Lafayette	Spears	Allen	Lavalais	Hill	Turner	B. James	Lawrence	Gay	Hookfin	LeJeune	D. James
Florida	Spears	Allen	Lavalais	Hill	Turner	B. James	Lawrence	Gay	Hookfin	LeJeune	D. James
S. Carolina	Spears	Allen	Lavalais	Hill	Turner	B. James	Webster (N)	Gay	Hookfin	LeJeune	D. James
Auburn	Oliver	Allen	Lavalais	Hill	Turner	B. James	Lawrence	Webster	Hookfin	LeJeune	Gay
Kentucky	Spears	Allen	Lavalais	Hill	Turner	B. James	Lawrence	Gay	Webster	LeJeune	Hunt
Alabama	Spears	Allen	Lavalais	Hill	Turner	B. James	Webster (N)	Gay	Hookfin	LeJeune	Hunt
Ole Miss	Spears	Allen	Lavalais	Wyatt	Turner	B. James	Lawrence	Gay	Hookfin	LeJeune	Hunt
Arkansas	Spears	Allen	Lavalais	Wyatt	Vaughn	B. James	Lawrence	Gay	Hookfin	LeJeune	Hunt
Texas	Spears	Allen	Lavalais	Hill	Turner	B. James	Lawrence	Gay	Webster	LeJeune	Hunt

Career Starts by Position...

FB		TB		QB		FL							
Lee	6	Toefield	24	Mauck	6	Robinson	19						
Addai	1	Davis	13	Randall	4	Clayton	12						
				Clausen	1								
WR		TE		RT		RG		C		LG		LT	
Myers	47	Edwards	7	Reed	12	Sale	14	Wilkerson	19	Peterman	24	Reed	19
Clayton	5	D. Robinson	3					Sale	4	Sale	7	Whitworth	11
Henderson	1							Young	2	Reed	2		
CB		LE		LT		RT		RE		CB			
Gay	12	Allen	12	Dawson	9	Lavalais	29	Hill	11	Hookfin	31		
Webster	5	Spears	10	Allen	10			Lawrence	5				
Moses	1							Wyatt	1				
SLB		MLB		WLB									
Lawrence	29	James	12	James	23								
LeJeune	5			Turner	11								
				Vaughn	1								
SS		FS											
LeJeune	18	Hunt	5										
		Gay	1										

The Last Time ...

Scoring

Scored 30 or more points	33 at Kentucky (11/9/02)
Scored 40 or more points	48 vs.UL-Lafayette (10/5/02)
Scored 50 or more points	58 vs. Western Carolina (9/2/02)
Scored 60 or more points	63 vs.Kentucky (11/1/97)
Scored 70 or more points	77 vs.Rice (9/24/77)

Total Offense

Had more than 400 total yards	441 vs. Texas (1/3/03)
Had more than 450 total yards	477 at Kentucky (11/9/02)
Had more than 500 total yards	595 vs.Illinois (Sugar Bowl) (1/1/02)
Had more than 550 total yards	595 vs.Illinois (Sugar Bowl) (1/1/02)
Had more than 600 total yards	611 at Alabama (11/3/01)
Had more than 650 total yards	680 vs. Western Carolina (9/2/02)
Had more than 700 total yards	746 vs.Rice (9/24/77)

Rushing Offense

Rushed for 150 or more yards	193 vs. Texas (1/3/03)
Rushed for 200 or more yards	213 at Kentucky (11/9/02)
Rushed for 250 or more yards	256 vs.Mississippi State (9/28/02)
Rushed for 300 or more yards	350 vs.North Texas (9/11/99)
Rushed for 350 or more yards	350 vs.North Texas (9/11/99)
Rushed for 400 or more yards	400 vs.Kentucky (11/1/97)
Rushed for 425 or more yards	433 vs.Houston (9/7/96)
Rushed for 500 or more yards	503 vs.Oregon (10/22/77)

Passing Offense

Passed for 250 or more yards	264 at Kentucky (11/9/02)
Passed for 300 or more yards	444 vs.Illinois (Sugar Bowl) (1/1/02)
Passed for 350 or more yards	444 vs.Illinois (Sugar Bowl) (1/1/02)
Passed for 400 or more yards	444 vs.Illinois (Sugar Bowl) (1/1/02)
Passed for 450 or more yards	528 at Alabama (11/3/01)
Passed for 500 or more yards	528 at Alabama (11/3/01)

Scoring Defense

Allowed 0 points	0 vs.UL-Lafayette (10/5/02)
Allowed 3 or fewer points	0 vs.UL-Lafayette (10/5/02)
Allowed 7 or fewer points	7 at Florida (10/12/02)
Allowed 10 or fewer points	7 at Florida (10/12/02)
Allowed 14 or fewer points	13 vs.Ole Miss (11/23/02)

Total Defense


Allowed fewer than 75 total yards	70 vs.UL-Lafayette (10/5/02)
Allowed fewer than 100 total yards	70 vs.UL-Lafayette (10/5/02)
Allowed fewer than 125 total yards	70 vs.UL-Lafayette (10/5/02)
Allowed fewer than 150 total yards	70 vs.UL-Lafayette (10/5/02)
Allowed fewer than 175 total yards	70 vs.UL-Lafayette (10/5/02)
Allowed fewer than 200 total yards	70 vs.UL-Lafayette (10/5/02)
Allowed fewer than 225 total yards	70 vs.UL-Lafayette (10/5/02)
Allowed fewer than 250 total yards	237 at Florida (10/12/02)
Allowed fewer than 275 total yards	275 vs.South Carolina (10/19/02)
Allowed fewer than 300 total yards	279 vs.Ole Miss (11/23/02)

Rushing Defense


Allowed 0 or fewer yards	minus-50 vs.Ole Miss (10/30/82)
Allowed 10 or fewer yards	10 at Tulane (11/30/85)
Allowed 20 or fewer yards	17 vs.UL-Lafayette (10/5/02)
Allowed 30 or fewer yards	17 vs.UL-Lafayette (10/5/02)
Allowed 40 or fewer yards	17 vs.UL-Lafayette (10/5/02)
Allowed 50 or fewer yards	17 vs.UL-Lafayette (10/5/02)
Allowed 60 or fewer yards	17 vs.UL-Lafayette (10/5/02)
Allowed 70 or fewer yards	61 vs.Ole Miss (11/23/02)
Allowed 80 or fewer yards	61 vs.Ole Miss (11/23/02)
Allowed 90 or fewer yards	61 vs.Ole Miss (11/23/02)
Allowed 100 or fewer yards	61 vs.Ole Miss (11/23/02)

Passing Defense

Allowed 0 passing yards	0 vs.Alabama (11/6/71)
Allowed 50 or fewer yards	10 vs.North Texas (9/11/99)
Allowed 100 or fewer yards	53 vs.UL-Lafayette (10/5/02)
Allowed 150 or fewer yards	127 at Arkansas (11/29/02)
Allowed 175 or fewer yards	127 at Arkansas (11/29/02)
Allowed 200 or fewer yards	127 at Arkansas (11/29/02)



Matt Mauck



Devery Henderson

Individual Rushing

Had a player rush for 100 or more yards	113 yards by Domanick Davis vs.South Carolina (10/19/02)
Had a player rush for 150 or more yards	173 by LaBrandon Toefield vs.Arkansas (11/23/01)
Had a player rush for 200 or more yards	201 by Kevin Faulk vs.Alabama (11/3/98)
Had a player rush for 225 or more yards	246 by Kevin Faulk vs.Houston (9/7/96)
Had a player rush for 2 or more TDs	2 by Domanick Davis,2 by Joseph Addai vs.UL-Lafayette (10/5/02)
Had a player rush for 3 or more TDs	4 by Domanick Davis vs.Illinois (Sugar Bowl)
Had a player rush for 4 or more TDs	4 by Domanick Davis vs.Illinois (Sugar Bowl)
Had a player rush for 5 or more TDs	5 by Kevin Faulk at Kentucky (11/1/97)

Individual Passing

Had a player pass for 200 or more yards	264 by Marcus Randall at Kentucky (11/9/02)
Had a player pass for 250 or more yards	264 by Marcus Randall at Kentucky (11/9/02)
Had a player pass for 300 or more yards	444 by Rohan Davey vs.Illinois (Sugar Bowl) (1/1/02)
Had a player pass for 350 or more yards	444 by Rohan Davey vs.Illinois (Sugar Bowl) (1/1/02)
Had a player pass for 400 or more yards	444 by Rohan Davey vs.Illinois (Sugar Bowl) (1/1/02)
Had a player pass for 450 or more yards	528 by Rohan Davey at Alabama (11/3/01)
Had a player pass for 500 or more yards	528 by Rohan Davey at Alabama (11/3/01)
Had a player pass for 2 or more TDs	2 by Matt Mauck at Florida (10/12/02)
Had a player pass for 3 or more TDs	3 by Matt Mauck vs.UL-Lafayette (10/5/02)
Had a player pass for 4 or more TDs	4 by Josh Booty vs.Alabama (11/4/2000)
Had a player complete 20 passes	31 by Rohan Davey vs.Illinois (Sugar Bowl)
Had a player complete 25 passes	31 by Rohan Davey vs.Illinois (Sugar Bowl)
Had a player complete 30 passes	31 by Rohan Davey vs.Illinois (Sugar Bowl)
Had a player complete 35 passes	35 by Rohan Davey at Alabama (11/3/02)
Had a player complete 15 straight passes	17 by Rohan Davey vs.Arkansas-6 (11/26/99),vs. Western Carolina-11 (9/2/00)
Had a player throw 30 passes	45 by Marcus Randall vs. Texas (1/1/03) (Cotton Bowl)
Had a player throw 35 passes	45 by Marcus Randall vs. Texas (1/1/03) (Cotton Bowl)
Had a player throw 40 passes	45 by Marcus Randall vs. Texas (1/1/03) (Cotton Bowl)
Had a player throw 45 passes	53 by Rohan Davey vs.Illinois (Sugar Bowl) (1/1/02)
Had a player throw 50 passes	53 by Rohan Davey vs.Illinois (Sugar Bowl) (1/1/02)

Individual Receiving

Had a player with 10 receptions in a game	14 by Josh Reed vs.Illinois (Sugar Bowl) (1/1/02)
Had a player with 11 receptions in a game	14 by Josh Reed vs.Illinois (Sugar Bowl) (1/1/02)
Had a player with 12 receptions in a game	14 by Josh Reed vs.Illinois (Sugar Bowl) (1/1/02)
Had a player with 13 receptions in a game	14 by Josh Reed vs.Illinois (Sugar Bowl) (1/1/02)
Had a player with 14 receptions in a game	14 by Josh Reed vs.Illinois (Sugar Bowl) (1/1/02)
Had a player with 15 receptions in a game	19 by Josh Reed at Alabama (11/3/01)
Had a player receive 100 or more yards	239 by Josh Reed,120 by Michael Clayton vs.Illinois (Sugar Bowl) (1/1/02)
Had a player receive 150 or more yards	239 by Josh Reed vs.Illinois (Sugar Bowl) (1/1/02)
Had a player receive 200 or more yards	239 by Josh Reed vs.Illinois (Sugar Bowl) (1/1/02)
Had a player receive 250 or more yards	293 by Josh Reed at Alabama (11/3/01)
Had a player receive for 2 or more TDs	3 by Devery Henderson at Kentucky (11/9/02)
Had a player receive for 3 or more TDs	3 by Devery Henderson at Kentucky (11/9/02)
Had a player receive for 4 or more TDs	4 by Tony Moss vs.Ohio University (9/30/89)
Had a player receive for 5 or more TDs	5 by Carlos Carson vs.Rice (9/24/77)

Games against Ranked Teams

Beat a top 25 team	No.16 Florida,36-7 (10/12/02 at Gainesville)
Beat a top 10 team	No.7 Illinois,47-34 (1/1/02 in Sugar Bowl at New Orleans)
Beat a top 5 team	No. 2 Tennessee,31-20 (12/8/01 in SEC Championship at Atlanta,Ga.)
Beat a No.1 team	No.1 Florida,28-21 (10/11/97 at Baton Rouge)
Beat a ranked opponent at home	No.25 Auburn,27-14 (12/1/01)
Beat a ranked opponent on the road	No.16 Florida,36-7 (10/12/02 at Gainesville)
Beat a ranked opponent at a neutral site	No.7 Illinois,47-34 (1/1/02 in Sugar Bowl at New Orleans)
Beat back-to-back ranked opponents	11/23 - 1/1/02 vs.#22 Arkansas,#24 Auburn,#2 Tennessee (SEC CG),#7 Illinois (Sugar Bowl)
Beat a ranked team in three straight games	11/23 - 1/1/02 vs.#22 Arkansas,#24 Auburn,#2 Tennessee (SEC CG),#7 Illinois (Sugar Bowl)
Beat a ranked team in four straight games	11/23 - 1/1/02 vs.#22 Arkansas,#24 Auburn,#2 Tennessee (SEC CG),#7 Illinois (Sugar Bowl)
Lost to a ranked opponent at home	No.10 Alabama,31-0 (11/16/02)
Lost to a ranked opponent on the road	No.16 Virginia Tech,26-8 (9/1/02 at Blacksburg)
Lost to a ranked opponent at a neutral site	No. 9 Texas,35-20 (1/3/03 in Cotton Bowl at Dallas)
Lost to an unranked opponent at home	Ole Miss,35-24 (10/27/01)
Lost to an unranked opponent on the road	Arkansas,21-20 (11/29/02)

Great Endings


Won on the last play of the game	Kentucky, 33-30 (11/16/02); 75-yard touchdown Matt Mauck to Devery Henderson
Lost on the last play of the game	UAB, 13-10 (9/23/01); 32-yard field goal by Rhett Gallego
Came back from 10 or more down in 4th quarter	MississippiState,45-38 (ot); down by 14 entering 4th quarter
Lost when leading by 10 or more in 4th quarter	Arkansas,21-20; led 17-7 with eight minutes remaining

Returns/Special Teams


Returned a KO for a TD	Kevin Faulk, 88 yards (11/21/98 at Notre Dame)
Returned a Punt for a TD	Domanick Davis, 78 yards (9/28/02 vs. Mississippi State)
Returned an INT for a TD	Corey Webster, 45 yards (10/12/02 at Florida)
Returned 2 INTs for TDs	3 vs. Arkansas St. (C. Raymond, D. Walkup, C. Buckels)
Returned 3 INTs for TDs	3 vs. Arkansas St. (C. Raymond, D. Walkup, C. Buckels)
Recovered a fumble in endzone for a TD	Chuck Wiley, fumbled by Lance Tucker (11/8/97 at Alabama)
Returned a fumble for a TD	Gabe Northern, 37 yards (12/29/95 vs. Michigan State in Independence Bowl)
Faked a field goal for a touchdown	Blain Bech (holder), 35 yard run (10/12/02 at Florida)
Faked a punt for a first down	Bradie James (upback), 29 yard run (11/16/02 vs. Alabama)
Blocked a FG	Arnold Miller, 42 yard attempt by Jim Sanson (11/21/98 at Notre Dame)
Blocked a PAT (kick)	Mark Roman, attempt by Seth Hanson (10/17/98 vs. Kentucky)
Returned a PAT for a Defensive Extra Point	Mark Roman, kick attempt by Seth Hanson (10/17/98 vs. Kentucky)
Blocked a punt	Clarence LeBlanc (10/23/99 vs. Mississippi State)
Blocked a punt for a safety	Jarvis Green, on an Andy Smith punt (10/16/99 at Kentucky)
Returned a blocked punt for TD	Ryan Clark, 1 yard, off Clarence LeBlanc block, (10/23/99 vs. Mississippi State)
Recovered an onside kick	vs. Auburn (12/1/01)
Recovered an onside kick to start the game	vs. Auburn (12/1/01)
Recorded a Safety (Team)	holding in the endzone (10/13/01 at Kentucky)
Recorded a Safety (Individual tackle)	James Gillyard, sacked Patrick Nix (9/16/95 vs. Auburn)

Opponent Returns/Special Teams

Returned a KO for a TD	Tim Carter, 100 yards (9/16/00 at Auburn)
Returned a Punt for a TD	Kendrick Shanklin, 56 yards (10/16/99 at Kentucky)
Returned an INT for a TD	Quinton Caver, 33 yards (11/24/00 at Arkansas)
Returned 3 INTs for TDs	3, by Alvis, Smith, Robinson (9/17/94 at Auburn)
Recovered a fumble in endzone for a TD	Chris Shelling (9/17/94 at Auburn)
Returned a fumble for a TD	Lamont Bryant, 13 yards (11/21/98 at Notre Dame)
Blocked a FG	Alabama (11/16/02)
Blocked a punt	2 at Virginia Tech 9/1/02
Blocked two punts	2 at Virginia Tech 9/1/02
Blocked a punt for a Safety	blocked Donnie Jones (9/1/02 at Virginia Tech)
Recorded a Safety (Team)	off blocked punt (9/1/02 at Virginia Tech)
Blocked a PAT (kick)	Illinois (1/1/02 in Sugar Bowl)
Returned a PAT for a Defensive Extra Point	Eric Kelly, off bad snap (10/17/98 vs. Kentucky)
Faked a field goal for a TD	Damon Duval, 1 yard run (9/18/99 vs. Auburn)
Recovered an onside kick	Alabama (11/7/98)



Bradie James



Corey Webster