



LSU TIGERS

vs.

Georgia

Sept. 20, 2003 • 2:30 p.m. CDT
Baton Rouge, La. • Tiger Stadium (91,600)

#11/10 LSU (3-0, 0-0 SEC)

AUGUST		
30	UL-Monroe	W, 49-7
SEPTEMBER		
6	at Arizona (TBS)	W, 59-13
13	Western Illinois	W, 35-7
20	* Georgia (CBS)	2:30 p.m.
27	* at Mississippi State	TBA
OCTOBER		
11	* Florida	7 p.m.
18	* at South Carolina	TBA
25	* Auburn (ESPN)	6:45 p.m.
NOVEMBER		
1	Louisiana Tech (HC)	7 p.m.
15	* at Alabama	TBA
22	* at Ole Miss	TBA
28	* Arkansas (CBS)	1:30 p.m.
DECEMBER		
6	SEC Championship (CBS)	7 p.m.

7/7 Georgia (3-0, 1-0 SEC)

AUGUST		
30	at Clemson	W, 30-0
SEPTEMBER		
6	Middle Tennessee	W, 29-10
13	* South Carolina	W, 31-7
20	* at LSU	2:30 p.m.
OCTOBER		
4	* Alabama	TBA
11	* at Tennessee	TBA
18	* at Vanderbilt	TBA
25	UAB	1 p.m.
NOVEMBER		
1	* Florida (played at Jacksonville, Fla.)	TBA
15	* Auburn	TBA
22	* Kentucky	TBA
29	Georgia Tech	TBA

Radio • LSU Sports Network

Jim Hawthorne, play-by-play
Doug Moreau, analyst
Jordy Hultberg, sideline

Television • CBS (live)

Verne Lundquist, play-by-play
Todd Blackledge, analyst
Jill Arrington, sideline

Television • Cox Sports (delay)

Lyn Rollins, play-by-play
Rene Nadeau, analyst
Jordy Hultberg, sideline

No. 10 LSU Opens SEC Slate Against No. 7 Georgia On CBS

LSU (3-0, 0-0) opens its Southeastern Conference schedule today as the 10th-ranked Tigers host seventh-ranked Georgia (3-0, 1-0) at 2:30 p.m. in the Tiger Stadium. The game will be televised to a national audience by CBS. LSU enters the contest coming off a 35-7 win over Western Illinois last week, while Georgia opened its SEC slate with a 31-7 victory over South Carolina in Athens. Saturday's contest will mark the first meeting between LSU and Georgia since a 23-22 Bulldog win in Athens in 1999. Saturday's game will also mark the first time two Top 10 teams will battle in Tiger Stadium since 1987 when fourth-ranked LSU and seventh-ranked Ohio State fought to a 13-13 tie in a game also televised by CBS. The last time a pair of top 10 SEC teams squared off in Tiger Stadium was 30 years ago as No. 2-ranked Alabama beat No. 7-ranked LSU, 21-7, on Nov. 22, 1973. Saturday's contest will feature two of the league's top offensive and defensive teams. The LSU offense, which is led by quarterback **Matt Mauck** and wide receiver **Michael Clayton**, is averaging 47.7 points and 476 yards per game. Georgia's defense is allowing only 5.7 points and 263 yards per game. Mauck, who set career-highs for completions (22), yards (305) and touchdowns (4) against Western Illinois, ranks first in the SEC and fourth nationally in pass efficiency. When Georgia has the ball, the Bulldogs will face a Tiger defense that is allowing only 9.0 points a game to go with just 210 yards per contest, second nationally. Georgia's offense, led by QB David Greene, is averaging 30 points a game and 418.7 yards of offense per outing.

Mauck Passes Tigers Past Western Illinois, 35-7

LSU QB **Matt Mauck** connected on 23 of 32 passes for a career-best 305 yards and four TDs as the Tigers overcame a slow start to post a 35-7 win over Western Illinois last Saturday in Tiger Stadium. **Shyrone Carey** rushed for a career-best 124 yards and a TD to lead the Tiger ground attack, while **Michael Clayton** hauled in 11 receptions for 162 yards and a score. Defensively, **Corey Webster** intercepted two passes for the Tigers. On its first possession, LSU marched 58 yards on 10 plays and took a 6-0 lead on a 10-yard pass from Mauck to Clayton. The Tigers, who fumbled twice inside the Western Illinois 15-yard line in the first quarter, led 13-0 at halftime after a 1-yard TD run by Carey. After an on-side kick to start the second half, the Leathernecks cut the deficit to 13-7 on a 3-yard TD pass from Russ Michna to Terrence Hall at the 10:08 mark in the third quarter. It was all LSU from there as Mauck threw TD passes of 8 and 40 yards to **Skyler Green** to stretch the advantage to 28-7. The Tigers added a final score on a 16-yard TD pass from Mauck to **Devery Henderson** midway through the fourth quarter.

LSU vs. Georgia: The Facts

Date/Time:	Saturday, Sept. 20, 2003 at 2:30 p.m. CDT
Location:	Baton Rouge, La. (Tiger Stadium - 91,600)
Television:	CBS (live) - cable ch. 7 in Baton Rouge Cox Sports Television (delay) - cable ch. 37 in Baton Rouge
The Series:	LSU leads 12-9-1

The Series

LSU and Georgia renew and old rivalry as the teams meet for the first time since 1999 ... LSU leads the overall series, 12-9-1, however Georgia has won three straight over the Tigers ... The last two meetings have been decided by a total of 2 points ... Four of last five games between teams have been decided by a total of 10 points with the exception coming in 1991 when Georgia posted a 31-10 win in Athens ... The last time the teams met Georgia posted a 23-22 win over LSU in Athens ... The last time these two teams met in Tiger Stadium, Georgia was ranked No. 12 and LSU No. 6 and the Bulldogs came away with a 28-27 victory in 1998 ... LSU's last win over Georgia came in 1990 by a 18-13 count ... Game marks only the 10th meeting between the teams in the last 50 years ... Georgia has won five of the last nine games with the Tigers ... The series is tied 4-4-1 in Baton Rouge ... This will mark LSU coach **Nick Saban's** first game against Georgia.

	LSU	Georgia
Record	3-0 (0-0 SEC)	3-0 (1-0 SEC)
Ranking	No. 11 Associated Press No. 10 ESPN/USA Today	No. 7 Associated Press No. 7 ESPN/USA Today
Last Game	Sept. 13 at Baton Rouge, La. def. Western Illinois, 35-7	Sept. 13 at Athens, Ga. def. South Carolina, 31-7
Coach	Nick Saban	Mark Richt
Career Record	72-38-1/10th year	24-5/Third year
LSU Record	29-12/fourth year	24-5/Third year
vs. UGA	first meeting	vs. LSU first meeting

Media Services

Nick Saban Interview Opportunities

Monday Press Luncheon

Each Monday at 11:30 a.m. in the Press Conference Room, which is located on the fifth floor of the LSU Athletic Administration Building, Coach Saban meets with the media. Luncheons are weekly beginning Monday, August 25 through Monday, November 24 with the exception of the open date weeks (Sept. 29 and Nov. 3). A transcript of coach Saban's opening statement and as well as a portion of the question and answer session can be found on the internet at www.LSUsports.net. There is also a listen-only number for media only as part of Coach Saban's Weekly Press Luncheon. Please contact LSU Sports Information for this number and passcode. Coach Saban's Press Luncheon is catered each week by Mike Anderson's Seafood Restaurant.

SEC Teleconference

The 12 SEC coaches are featured on a weekly teleconference each Wednesday at 10 a.m. (CT) during the regular season, beginning August 27. Coach Saban speaks for seven minutes starting at 10:07 a.m.. To access the teleconference dial (706) 645-9713.

Wednesday Post Practice

Coach Saban meets with the media immediately after practice on Wednesday's during the regular-season in the Lawton Room, which is located adjacent to Gate 5 of Tiger Stadium.

By Appointment

Coach Saban is available by appointment each weekday from 11:30 a.m to 12:30 p.m. Contact Michael Bonnette (mbonnet@lsu.edu) in the LSU SID Office to schedule an interview with Coach Saban.

LSU Player Interview Opportunities

Following the Press Luncheon

LSU players will be made available immediately following head coach Nick Saban's Press Luncheon each Monday afternoon. Requests must be made on (or prior to) the Sunday following the game. Contact Brian Miller to schedule a player interview.

Post Practice

LSU players are available after practice Tuesday and Wednesday by appointment. Interview requests must be to the LSU SID Office by 8 a.m. on the day of the interview. Contact Brian Miller (bmiller@lsu.edu) for player interviews.

True Freshmen Interviews

True freshmen interview requests are handled on a case-by-case basis. Contact Michael Bonnette to request an interview with a true freshman.

LSU Satellite Newsfeed

Video highlights of LSU football are available via satellite each Monday during the regular-season. The feed is available each Monday beginning August 25 from 3-3:15 p.m. CT. The coordinates are AMC1, Transponder 17 (C-Band feed). Inside LSU Football with Nick Saban is distributed via satellite each Sunday beginning August 31 from 10:30-11 a.m. The coordinates for the Inside LSU Football feed are AMC1, Transponder 17 (C-Band feed). If there is any trouble with the feed, call (225) 336-2268 or (225) 336-2269.

Who to Contact

Sports Information Office
(225) 578-8226

Sports Information Director

Michael Bonnette - mbonnet@lsu.edu

Associate Sports Information Director

Brian Miller - bmiller@lsu.edu

LSU Television
(225) 578-1797

Asst. AD/Television

Kevin Wagner - jwagne2@lsu.edu

Manager/Television

John Schiebe - jschiebe@lsu.edu

LSU Radio
(225) 578-1882

Asst. AD/Radio

Jim Hawthorne - lsuradio@lsu.edu

On the Internet

www.LSUsports.net

The Official Website of LSU Athletics is home to all the football information you need. Schedules, results, rosters, bios, statistics and game notes can be found and are always up to date. The **GAMEDAY** section, updated daily, has all relevant info for the upcoming game.

<http://media.lsusports.net>

Media can now access images for all LSU athletic teams, including action shots, heads shots, logos, etc. To gain access to the high-resolution pictures, email Michael Bonnette. You will be assigned a login and password that will enable you to retrieve pictures. This service is for the media use only.

On Television

Cox Sports Television

All 12 of LSU's regular-season football games will be broadcast on a tape-delay basis by Cox Sports Television. Replays of the LSU games will be shown each Sunday following the contest at 5 p.m., followed by another airing on Wednesday nights that week. Lyn Rollins will handle the play-by-play, with Rene Nadeau serving as game analyst and Jordy Hultberg as the sideline reporter.

Michael Bonnette mbonnet@lsu.edu		Mississippi State Week						Brian Miller bmiller@lsu.edu					
MONDAY	21	TUESDAY	22	WEDNESDAY	23	THURSDAY	24	FRIDAY	25	SATURDAY	26	SUNDAY	27
Press Luncheon 11:30 a.m. - Athletic Building, 5th Floor	Practice 3 p.m. - McClendon Practice Facility	SEC Teleconference Saban - 10:07 a.m. (706) 645-9713				closed practice		closed practice		GAME FIVE at Miss. State Starkville, Miss. Time: 8 p.m. CDT Live on ESPN2		no practice	
Player Interviews 12:45 p.m. Media Room	Player Interviews approx. 5:45 p.m. Media Room	Practice 3 p.m. - McClendon Practice Facility				no interviews		no interviews		Post Game Coach Saban is available in the Media Room Players are available outside locker room		LSU-MSU Replay 5 p.m. Cox Sports Ch. 37 in Baton Rouge	
Satellite Feed 3-3:15 p.m. CT AMC1, T'ponder 17 (C-Band feed)		Post Practice Saban available in Lawton Room Players available in Media Room										Saban TV Show 10:35 WBRZ Ch. 5 (cable) in Baton Rouge area	

Nick Saban

HEAD COACH • FOURTH YEAR

For years outsiders viewed the LSU football program as an unpolished gem, a potential giant waiting to be reborn in the world of college football. With the wealth of resources LSU has to offer, its tradition and the available talent within the state of Louisiana, all the program needed was the right leader to lead it. Entering his fourth year as head coach of the Tigers, Nick Saban is that leader.

Since taking over in Baton Rouge in 2000, Saban has transformed the LSU football program into one that wins championships, while graduating players at the same time.

Equipped with a plan that gives his players the best chance to be successful on the field as well as in the classroom, Saban's impact on the program has been immediate and it's been powerful.

In just three years as LSU's head coach, Saban's on-field success has been nothing short of remarkable, as he's guided the Tigers to 26 victories, a pair of bowl wins, including one in the Bowl Championship Series, and the 2001 Southeastern Conference title. The Tigers have also played in back-to-back New Year's Day bowls for the first time since the 1960s.

On top of LSU's success on the gridiron, the Tigers are being recognized for their efforts in the classroom. Currently, all 22 of the Tiger seniors from the 2002 team are on pace to graduate within the next 12 months, while Rodney Reed earned First Team Academic All-America honors and Bradie James was awarded an \$18,000 post-graduate scholarship from the National Football Foundation last year.

Off the field, Saban and his players are active in the community, promoting goodwill by participating in such things as community service projects and visiting hospitals and schools in the Baton Rouge area on a regular basis. Saban has also worn the hat of fundraiser during his stay in Baton Rouge as he spearheaded an effort that raised more than \$15 million for a state-of-the-art academic center for student-athletes. The new Cox Communications Academic Center for Student-Athletes is part of Saban's plan to give his players the best opportunity to be successful when they finish their football careers. The center, which spans 54,000 square feet, is the best of its kind and features 100 computers, a 1,000-seat auditorium, a library and a communications center for training student-athletes.

Saban became the 31st head coach of the LSU Tigers on November 30, 1999, after five years as head coach at Michigan State.

He didn't waste anytime making his impact felt as he guided a team coming off back-to-back losing seasons to an 8-4 mark and a win over 15th-ranked Georgia Tech in the Peach Bowl in 2000 to rekindle the fire of a proud football tradition in Baton Rouge.

A year later in 2001, Saban guided the Tigers to their first outright SEC title since 1986 with a 31-20 win over second-ranked Tennessee in the SEC Championship game. LSU followed that with a 47-34 victory over Illinois in the Sugar Bowl to cap a 10-3 season for the Tigers.

Last year, Saban guided the Tigers to an 8-5 overall mark and a share of the SEC Western Division title. The Tigers also played in a New Year's Day bowl game for the second consecutive year, a first for LSU since the 1960's, with an appearance in the Cotton Bowl.

Prior to LSU, Saban spent five years as the head coach at Michigan State, where he built the Spartans into a perennial Big Ten contender after going to four bowl games in five seasons.



The Saban File

Full Name: Nick Lou Saban

Born: Oct. 31, 1951

Birthplace: Fairmont, W.Va.

Wife: Terry Constable of Fairmont, W.Va.,

Wedding Day: Dec. 18, 1971

Children: Nicholas and Kristen

Coaching Experience

1973-74	Grad. Asst. Coach	Kent State
1975-76	Linebackers Coach	Kent State
1977	Outside LB Coach	Syracuse
1978-79	Secondary Coach	West Virginia
1980-81	Secondary Coach	Ohio State
1982	Secondary Coach	Navy
1983-87	Secondary Coach/ Def. Coordinator	Michigan St.
1988-89	Secondary Coach	Oilers (NFL)
1990	Head Coach	Toledo
1991-94	Def. Coordinator	Browns (NFL)
1995-99	Head Coach	Michigan St.
2000-	Head Coach	LSU

Education

High School: Monongah (WV) HS, 1969 **College:**

Kent State, 1973 (business)

Masters: Kent State, 1975 (sports admin.)

Active Head Coaches

Without a Losing Season

<u>Coach</u>	<u>Team</u>	<u>Years</u>
Phillip Fulmer	Tennessee	11
Nick Saban	Tol./Mich. St./LSU	9
Mike Bellotti	Oregon	8
Lloyd Carr	Michigan	8
Tommy Bowden	Tulane/Clemson	8
Bob Pruett	Marshall	6

Saban Year-By-Year

<u>Year</u>	<u>School</u>	<u>Record</u>	<u>Conference</u>	<u>Notes</u>
1990	Toledo	9-2	7-1 (1st)	MAC Co-Champions
1995	Michigan State	6-5-1	4-3-1 (5th)	Independence Bowl
1996	Michigan State	6-6	5-3 (5th)	Sun Bowl
1997	Michigan State	7-5	4-4 (6th)	Aloha Bowl
1998	Michigan State	6-6	4-4 (6th)	Beat No. 1 Ohio State
1999	Michigan State	9-2	6-2 (2nd)	BigTen Runner-Up
2000	LSU	8-4	5-3 (2nd-W)	Peach Bowl Champions
2001	LSU	10-3	5-3 (1st)	SEC and Sugar Bowl Champions
2002	LSU	8-5	5-3 (T-1st-W)	Cotton Bowl
2003	LSU	3-0	0-0	
Total	10th Year	72-38-1	46-26-1	Seven Bowls; Two Conference Titles
LSU Record (4th year)		29-12	15-9	
MSU Record (5 years)		34-24-1	23-16-1	
Toledo Record (1 year)		9-2	7-1	

Tracking the Tigers

<u>Week</u>	<u>AP</u>	<u>Coaches</u>	<u>BCS</u>
Preseason	14	15	
Aug. 24	14	15	
Sept. 1	13	13	
Sept. 7	12	11	
Sept. 14	11	10	
Sept. 21			
Sept. 28			
Oct. 5			
Oct. 12			
Oct. 19			
Oct. 26			
Nov. 2			
Nov. 9			
Nov. 16			
Nov. 23			
Nov. 30			
Dec. 7			

Associated Press

<u>Rk.</u>	<u>Team</u>	<u>Rec.</u>	<u>Points</u>
1	Oklahoma (50)	3-0	1,601
2	Miami (Fla.) (3)	3-0	1,508
3	Michigan (4)	3-0	1,457
4	USC (2)	3-0	1,445
5	Ohio State (6)	3-0	1,402
6	Kansas State	4-0	1,248
7	Georgia	3-0	1,230
8	Virginia Tech	2-0	1,151
9	Pittsburgh	2-0	1,061
10	Florida State	3-0	1,054
11	LSU	3-0	999
12	Tennessee	2-0	956
13	Texas	1-1	677
14	Arkansas	2-0	651
15	Nebraska	3-0	647
16	Arizona State	2-0	643
17	Florida	2-1	602
18	Iowa	3-0	521
19	Washington	1-1	352
20	TCU	2-0	309
21	Alabama	2-1	223
22	Oregon	3-0	150
23	Missouri	3-0	149
24	Washington State	2-1	141
25	Purdue	1-1	122

ESPN/USA Today/Coaches

<u>Rk.</u>	<u>Team</u>	<u>Rec.</u>	<u>Points</u>
1	Oklahoma (46)	3-0	1,551
2	Miami (Fla.) (8)	3-0	1,498
3	USC (1)	3-0	1,397
4	Ohio State (7)	3-0	1,366
5	Michigan (1)	3-0	1,335
6	Kansas State	4-0	1,265
7	Georgia	3-0	1,217
8	Virginia Tech	2-0	1,123
9	Florida State	3-0	1,031
10	LSU	2-0	985
11	Pittsburgh	2-0	933
12	Tennessee	2-0	892
13	Texas	1-1	712
14	Iowa	3-0	648
15	Nebraska	3-0	641
16	Arizona State	2-0	637
17	Florida	2-1	587
18	Arkansas	2-0	420
19	TCU	2-0	298
20	Texas A&M	2-0	249
21	Washington	1-1	204
22	Oregon	3-0	185
23	Notre Dame	1-1	140
24	Minnesota	3-0	153
25	Washington State	2-1	116

This Week

LSU and Georgia are the featured matchup on CBS today as the Tigers and Bulldogs will battle at 2:30 p.m. in Tiger Stadium. The game will mark the conference opener for LSU, while Georgia, the defending SEC Champion, is 1-0 in league play after its 31-7 win over South Carolina last week. Dating back to last year, Georgia has won eight straight, which includes four wins over SEC foes. A sellout crowd is expected as LSU and Georgia play for the first time since 1999 when the Bulldogs held off the Tigers, 23-22, in Athens.

Win One For JB

The LSU football team has dedicated the 2003 season to longtime equipment manager **Jeff Boss**, who was diagnosed with brain cancer last January. Several members of the team, along with coach **Nick Saban**, presented coach Boss with a game ball from the Louisiana-Monroe game last Friday at his home. The UL-Monroe game was the first time in 24 years that coach Boss was not on the sidelines for an LSU contest. LSU will name the football locker room in Boss' honor with a formal ceremony on Sept. 29. In addition, the team will wear the letters "JB" on their helmets for the remainder of the season

ESPN's Gameday Is Here

You know it's a big game when ESPN's GameDay crew is in town, which is the case this week. **Chris Fowler**, **Kirk Herbstreit** and **Lee Corso** and the rest of the GameDay crew will reside on the elevated ramps of the Maravich Assembly Center this weekend to preview all of college football's big games, including the LSU-Georgia contest. GameDay is making its third appearance in Baton Rouge and the first since 1997. The last time GameDay came to the LSU campus it was the week of the Florida game in 1997 and the Tigers upset the top-ranked Gators, 28-21. The other GameDay appearance came in 1996 during the week of the Alabama game. The Crimson Tide won that contest, 26-0.

About Georgia

The Bulldogs are 3-0 overall and 1-0 in SEC play ... They are ranked No. 7 in the nation in both polls ... Georgia is the highest-ranked team to come to Tiger Stadium since Florida brought its No. 2 national ranking to Baton Rouge in 2001 (LSU lost that game 44-15) ... Georgia won the SEC title in 2002 after the Tigers claimed the crown in 2001 ... Georgia and LSU are also the last two winners of the Sugar Bowl ... In three games, Georgia has yet to throw an interception and they have only lost one fumble ... In addition, they have given up only two TDs this year, both of which came thru the air ... The Bulldogs have allowed only three first half points this season.

Who's In and Who's Out For The Tigers

LSU enters today's contest at full strength as both cornerback **Randall Gay** (broken arm) and defensive end **KirstonPittman** (knee) returned to practice this week and could see action against Georgia. Gay has missed the last two games after breaking the ulna in his left arm vs. Louisiana-Monroe, while Pittman sprained his MCL vs. Arizona. In addition, offensive guard **Terrell McGill** could see his first action of the season after missing the first three weeks with a bruised kidney. McGill practiced all week and could see his action since suffering the injury during LSU's final scrimmage of preseason camp.

In The Polls

LSU moved up one spot in each of the national polls this week. The Tigers claimed the No. 10 spot in the ESPN/USA Today Coaches poll, while LSU holds down the No. 11 position in the Associated Press rankings. The No. 10 ranking for LSU is the highest for the Tigers since Oct. 20, 2002 when the Tigers were ranked No. 10 in both the AP and ESPN/USA Today Coaches poll following its win over South Carolina.

Two Top 10 SEC Teams To Battle In Tiger Stadium For First Time in 30 Years

It's been a while, nearly 30 years to be exact, since a pair of SEC teams carrying top 10 rankings have battled in Tiger Stadium. The last time it happened the coaches were the Bear and Coach Mac, the game was LSU-Alabama and the year was 1973. Alabama, then-No. 2 in the nation, posted a 21-7 win over No. 7-ranked LSU in a game televised nationally by ABC on Nov. 22, 1973. The Alabama win snapped LSU's 9-game winning streak. The last time two top 10, regardless of conference affiliation, squared off in Tiger Stadium came on Sept. 26, 1987 when the No. 4-ranked Tigers battle No. 7-ranked Ohio State to a 13-13 tie in a game televised by CBS.

LSU's Goes After 4-0 Start

LSU will go after its first 4-0 start since the 1996 season against Georgia. LSU is 3-0 for the first time since 1997 and ironically it was Georgia that prevented the Tigers from opening 4-0 that year as the Bulldogs posted a 28-27 win in Baton Rouge. In 1996, LSU was 4-0 before falling to No. 1-ranked Florida in Gainesville. Prior to 1996, LSU had not been 4-0 since 1978.

LSU Career Record Book

Punts

1. Chad Kessler	1994-97	186
2. Clay Parker	1981-84	180
3. Donnie Jones	2000-	174
4. Rusty Jackson	1972-74	167
5. Jerry Stovall	1960-62	165

Punting Yardage

1. Chad Kessler	1994-97	7,976
2. Clay Parker	1981-84	7,304
3. Donnie Jones	2000-	7,293
4. Rusty Jackson	1972-74	6,603
5. Jerry Stovall	1960-62	6,477

Punting Average

1. Chad Kessler	1994-97	42.9
2. Donnie Jones	2000-	41.9
3. Clay Parker	1981-84	41.4
4. Eddie Ray	1967-69	41.2
5. Brian Griffith	1988-91	40.5
5. Matt DeFrank	1984-87	40.5

Receiving Touchdowns

1. Wendell Davis	1984-87	19
2. Andy Hamilton	1969-71	18
3. Josh Reed	1999-00	17
3. Ken Kavanaugh	1937-39	17
5. Tony Moss	1986-89	16
6. Michael Clayton	2001-	15
6. Eddie Fuller	1986-89	15
8. Carlos Carnson	1977-79	14
8. Eric Martin	1981-84	14
10. Larry Foster	1996-99	12
11. Devery Henderson	2002-	11

Receptions

1. Wendell Davis	1984-87	183
2. Josh Reed	1999-01	167
3. Eric Martin	1981-84	152
4. Jerel Myers	1999-02	149
5. Tony Moss	1986-89	132
6. Michael Clayton	2001-	127
7. Larry Foster	1996-99	125

Receiving Yards

1. Josh Reed	1999-01	3,001
2. Wendell Davis	1984-87	2,708
3. Eric Martin	1981-84	2,625
4. Tony Moss	1986-89	2,196
5. Andy Hamilton	1969-71	1,995
6. Michael Clayton	2001-	1,926
7. Todd Kinchen	1988-91	1,911

100-yard Receiving Games

1. Josh Reed	1999-01	18
...		
6. Todd Kinchen	1989-91	8
7. Michael Clayton	2001-	6
7. Abram Booty	1997-99	5
7. Tommy Morel	1966-68	5

Jones Punting to the Top

Donnie Jones, a senior punter, ranks in the top three of all three of LSU's career punting stats. The Baton Rouge native ranks second in punting average at 41.9 yards per kick, just one yard behind career leader Chad Kessler's 42.9. Jones ranks third in punting yardage with 7,293 in his career, 11 behind Clay Parker for second place and 683 behind Chad Kessler's top spot. Jones is also third in total punts with 174, 8 behind Parker for second and 12 behind Kessler.

Clayton on the Move

Michael Clayton, a junior wide receiver, is moving up the LSU career record books. The Baton Rouge native enters the Georgia game ranked tied for sixth in career receiving touchdowns with 15. Clayton also ranks sixth in career reception with 127 and he's sixth in career receiving yards with 1,926. Clayton also ranks seventh in school history in career 100-yard games with six. Clayton needs just 74 yards to become only the fifth 2,000-yard receiver in LSU history.

100-150-300 vs. Western Illinois A Rarity For Tigers

LSU's trio of quarterback **Matt Mauck**, running back **Shyrone Carey** and wide receiver **Michael Clayton** combined for a rarity on Saturday vs. Western Illinois. Carey rushed for 124 yards, Clayton caught passes netting 162 yards and Mauck threw for 305 yards as the trio became just the fourth group in school history to have 100-yards rushing, 150-yards receiving and 300-yard passing in the same game. The last time the Tigers had a 100-yard rusher, a 150-yard receiver and a 300-yard passer in the same contest came against Illinois in the 2002 Sugar Bowl. In that game, Domanick Davis rushed for 122 yards, Josh Reed had 239 yards receiving and Rohan Davey threw for 444 yards. The other two times came in 2001 as well as the Tigers did it against Kentucky (Toefield 129 rushing, Reed 160 receiving, Davey 383 passing) and then against vs. Arkansas (Toefield 173 rushing, Reed 183 receiving, Davey 359 passing).

100 On The Ground And 100 In The Air

On Saturday, LSU had its first 100-yard rusher and 100-yard receiver in the same game since the Sugar Bowl in January of 2002. Against Western Illinois, **Shyrone Carey** rushed for 124 yards, while **Michael Clayton** caught 11 passes for 162 yards. It's the first time the Tigers have accomplished that feat since Domanick Davis rushed for 122 yards and Josh Reed had 239 receiving yards vs. Illinois. In addition, Clayton had 120 yards receiving in that Sugar Bowl contest vs. Illinois.

LSU's Offense On Fast Track; Ranks Second In With 47.0 Points A Contest

The LSU offense, despite a couple of first quarter miscues against Western Illinois, appears to still be clicking on all cylinders. Through three games, the Tigers ranked second in the SEC and fourth nationally with 47 points a contest. In three games, the Tigers have had 41 offensive possessions with 18 of those resulting in touchdowns and another culminating with a field goal. Three times that Tigers have had their possessions end either at the half or the end of the contest. The Tigers currently rank second in the SEC in total offense (470.7 yards per game). LSU is second in the league in passing offense (303.3 per game) and eighth in rushing offense (167.3 per game).

What About The Defense

While the Tiger offense had gone out and racked up some pretty big numbers over the first three games, the LSU defense has quietly gone about its job in an impressive fashion. LSU ranks first in the SEC and second nationally in total defense allowing only 210 yards per game. The Tigers are giving up only 155.7 yards passing a contest and just 54.3 yards rushing a game. In addition, the LSU defense has allowed only 20 points this season.

Tiger "D" Keeps First Quarter Streak Alive

By holding Western Illinois scoreless, the LSU defense ran its streak of scoreless first quarters to seven straight dating back to last season. The last time an opposing offense scored on the Tigers in the first quarter came against Kentucky in week 9 of last year. Texas scored a first quarter TD against the Tigers in the Cotton Bowl, but that was on a return of a Marcus Randall fumble. Dating back to last year's season-opener, the LSU defense has allowed on 4 first quarter touchdowns.

Tiger Defense Has Been Stingy

Through 12 quarters this season, LSU's defense has held the opponent out of the endzone in nine of those. In week 1, Louisiana-Monroe didn't score until the fourth quarter and the same was true in week 2 as Arizona's offense didn't score until there was only four minutes left in the contest. For the first time this season, LSU allowed points prior to the fourth quarter as Western Illinois scored on its first second half possession.

Jones Only One Being Victimized By LSU's Potent Offense

The only person that seems to be affected adversely by the potent LSU offense is that of Tiger punter **Donnie Jones**. One week after punting only one time vs. Arizona, Jones didn't even get off a punt against Western Illinois. In his only opportunity to see the field, the snapper sailed the ball over Jones' head for what turned out to be a 27-yard loss. Jones did not get another punting opportunity vs. Western Illinois. A week earlier vs. Arizona, Jones was one of the last Tigers to enter the game as the Tigers were not forced to punt until there was less than eight minutes left in the contest. Through three games, Jones, who is a Ray Guy Award candidate, has punted six times for an average of 42.0 per punt. Jones has not met the minimum number of punts to rank among either the SEC or national leaders.

The Long Ball

LSU did it again on Saturday as the Tigers connected on their fifth touchdown pass of at least 40 yards this year when **Matt Mauck** connected with **Skyler Green** with a 40-yard score in the third quarter against Western Illinois. As a team, LSU has thrown 10 TD passes this season with five of those going for at least 40 yards. Mauck has three TD passes of at least 40 yards this year, while backup QB **Marcus Randall** has accounted for the other two. Last year, the Tigers had just three touchdown passes from over 40 yards, with two of those coming in the Kentucky game.

The following is a look at LSU's scoring plays of 40 yards or more this season:

Game	Yards	Tandem
UL-Monroe	48	Matt Mauck to Michael Clayton
	66	Marcus Randall to Clayton
Arizona	40	Mauck to Clayton
	55	Randall to Henderson
W. Illinois	40	Mauck to Skyler Green

Saban Gets Win No. 29 at LSU and No. 72 Overall

LSU coach **Nick Saban** moved past Mike Archer into sole possession of sixth place in school history in wins with his 28th victory in the Tigers' win over Arizona. Saban picked up win No. 29 last Saturday vs. Western Illinois, moving him to within three of tying Gerry DiNardo for fifth place at LSU. In just over three years with LSU, Saban has posted a 29-12 overall mark. Saban also has 72 career victories. In his 10th season overall, Saban has put together an overall record of 72-38-1. Charles McClendon holds the school-record with 137 victories in 19 years as LSU's head coach.

Saban Gets A Chance To Add Another Notch To SEC Belt

In just over three years as LSU's head coach, **Nick Saban** has won 15 SEC games (16 counting the SEC Championship game), which represents victories over all but two conference teams. The only two teams that Saban has yet to record a win over are the only two he has yet to play - Georgia and Vanderbilt. Saban will get a chance to add another notch to his list on Saturday. Saban has three wins each over Kentucky and Mississippi State, two each against Alabama, Ole Miss and Tennessee and one over Auburn, Florida, South Carolina, and Arkansas. Saban's current SEC mark, which includes regular-season games only, stands at 15-9.

That Tiger Stadium Mystique Is Back Under Saban

LSU coach **Nick Saban** has restored the mystique that has made Tiger Stadium one of the toughest places for opposing teams to play. In his fourth season at LSU, Saban has put together a 19-4 mark at home, which includes a 9-3 record in SEC games. Under Saban, the Tigers are 4-2 vs. Top 25 teams in Tiger Stadium. LSU's 17 wins over Saban's first three years in Baton Rouge is the most over a three-year period for LSU in Tiger Stadium since the Tigers won 18 homes games from 1972-74.

Tigers Are Now 13-3 In Non-Conference Games Under Saban

After Saturday's win over Western Illinois, LSU moved its non-conference record under **Nick Saban** to 13-3. The Tigers were 3-1 in non-league games in 2000, followed by a 4-0 mark in 2001 and a 3-2 record last year. Included in the 13 non-SEC wins over the last three-plus years for the Tigers are bowl victories over Georgia Tech and Illinois.

Taking Notes On The Tigers Under Saban

Here's a look at some notable LSU trends during its first 41 games under **Nick Saban** ... LSU is 24-2 when leading at halftime and 22-2 when leading after three quarters ... The Tigers are 28-3 when scoring 20 or more points and 27-0 when scoring 25 or more points ... On the other hand, LSU is 1-9 when failing to reach the 20-point mark ... LSU is 7-2 in games decided by 7 points or less and 3-1 in games decided by 3 points or less ... LSU is 10-4 in September under Saban ... LSU is 17-0 when holding opponents to fewer than 100 yards rushing and the Tigers are 12-0 when having a 100-yard rusher.

Tiger Trends

	<u>2003</u>	<u>Saban</u>
August	1-0	1-0
September	2-0	10-4
October	0-0	7-4
November	0-0	7-3
December-January	0-0	4-1
<u>LSU's Conference Record</u>		
at home	0-0	9-3
on the road	0-0	6-7
neutral	0-0	1-0
<u>LSU's Non-Conference Record</u>		
at home	2-0	10-1
on the road	1-0	1-1
neutral	0-0	2-1
<u>LSU vs. Ranked Opponents</u>		
at home	0-0	4-2
on the road	0-0	1-4
neutral	0-0	3-1
<u>LSU's Record in Games...</u>		
decided by 7 pts or less	0-0	7-2
decided by 3 pts or less	0-0	3-1
Away during the day	0-0	2-6
Away at night	1-0	5-2
Home during the day	0-0	4-1
Home at night	2-0	15-3
<u>LSU's Record When Scoring...</u>		
less than 20 points	0-0	1-9
20+ points	3-0	27-3
25+ points	3-0	27-0
<u>LSU's Record When Allowing...</u>		
14 or fewer points	3-0	19-2
24 or fewer points	3-0	22-3
25+ points	0-0	7-9
<u>LSU's Record When...</u>		
Leading after the 1st qtr	3-0	21-4
Leading after the 2nd qtr	3-0	24-2
Leading after the 3rd qtr	3-0	22-2
Tied after the 4th qtr	0-0	2-0
Trailing after the 1st qtr	0-0	6-7
Trailing after the 2nd qtr	0-0	5-10
Trailing after the 3rd qtr	0-0	4-10
<u>LSU's Record With...</u>		
less than 300 yards	0-0	2-7
400+ yards total offense	3-0	21-2
500+ yards total offense	0-0	5-0
600+ yards total offense	0-0	2-0
less than 100 yards rush	0-0	1-5
100+ yards rushing	3-0	28-5
150+ yards rushing	3-0	19-3
200+ yards rushing	0-0	10-1
250+ yards rushing	0-0	4-0
less than 200 yards pass	0-0	9-7
300+ yards passing	2-0	9-1
350+ yards passing	0-0	5-1
400+ yards passing	0-0	3-0
450+ yards passing	0-0	2-0
<u>LSU's Record When Allowing...</u>		
less than 200 total yards	1-0	3-1
less than 300 total yards	3-0	12-3
less than 400 total yards	3-0	23-7
400+ yards total offense	0-0	6-5
less than 100 yards rush	3-0	17-0
100+ yards rush	0-0	12-12
less than 200 yards pass	3-0	14-5
less than 250 yards pass	3-0	20-7
less than 300 yards pass	3-0	24-8
300+ yards pass	0-0	5-2

LSU Players of the Game

Offensive

UL-Monroe	Michael Clayton
at Arizona	M. Mauck/J. Addai
Western Illinois	S. Carey/M.Mauck
Georgia	
at Mississippi St.	
Florida	
at South Carolina	
Auburn	
Louisiana Tech	
at Alabama	
at Ole Miss	
Arkansas	

Defensive

UL-Monroe	Jack Hunt
at Arizona	M. Spears/M. Hill
Western Illinois	C. Webster/C/ Lavalais
Georgia	
at Mississippi St.	
Florida	
at South Carolina	
Auburn	
Louisiana Tech	
at Alabama	
at Ole Miss	
Arkansas	

Special Teams

UL-Monroe	S. Carey/G. Giambelluca
at Arizona	G. Giambelluca/C. Webster
Western Illinois	Travis Daniels
Georgia	
at Mississippi St.	
Florida	
at South Carolina	
Auburn	
Louisiana Tech	
at Alabama	
at Ole Miss	
Arkansas	

Weekly Honors

Aug. 30

Michael Clayton - LSWA Offensive POW
Jack Hunt - LSWA Defensive POW

Webster Gets Two More Picks

With a pair of interceptions against Western Illinois, LSU cornerback **Corey Webster** ran his career total to nine. In just his second year playing defense, Webster has now recorded three multiple-interception games during his career. Last year, Webster tied a school-record with three interceptions vs. Florida and he picked off two passes against Mississippi State. Webster began his career at LSU as a wide receiver, catching seven passes for 74 yards in 12 games as a freshman. In 16 games on defense, Webster has nine interceptions for 88 yards and 1 TD.

Skyler Has Memorable Debut As Punt Returner

Skyler Green's first career punt return will go down as one that will be hard to forget. Green returned his first career punt 62 yards for a touchdown in LSU's win over Arizona. The 62-yard return is the longest by a Tiger since Domanick Davis had a 78-yard punt return for a TD vs. Mississippi State last season.

Mauck's 8 TD Passes Most Ever By QB At LSU Thru 3 Games

Matt Mauck's 8 TD passes through LSU's first three games is the most-ever by a Tiger quarterback over that span. The 8 TD passes eclipsed the mark of 7 set by Tommy Hodson and Alan Risher. Hodson threw 7 TD passes over LSU's first three games to start the 1989 season, while Risher did it to open 1982.

Mauck Is An Accountable Starting QB

Since taking over as LSU's starting quarterback at the beginning of last season, **Matt Mauck** has led the Tigers to an 8-1 mark. What Mauck has also done is be directly involved in 20 of LSU's 38 offensive touchdowns over that 9-game span. In 8 games as a starter, the Tigers have scored 38 offensive touchdowns (these numbers take in to account whether Mauck was in the game or not), and he's either passed or rushed for 20 of those. Of the 38 offensive TDs that LSU has scored in his eight starts, Mauck has passed for 17 TDs and rushed for another three.

Mauck and Randall... A Nice 1-2 Punch At Quarterback

LSU's **Matt Mauck** and **Marcus Randall** have proven to be a nice 1-2 punch for LSU at quarterback. Mauck, the starter, has completed 46 of 71 passes for 608 yards and 8 TDs in the first three games, while Randall has hit on 14 of 21 passes for 302 yards and a pair of TDs. Both quarterbacks have only thrown one interception.

Mauck Moves To 8-1 As A Starter

Matt Mauck ran his record as LSU's starting quarterback to 8-1 with the Tiger win over Western Illinois. The 8-1 start by Mauck is the best by an LSU quarterback since Herb Tyler won 10 of his first 11, including his first eight, as a starter from 1995-96. In addition, Mauck has played in 12 games in his LSU career and the Tigers are 10-2 in those contests.

Jimbo Keeps Spreading It Around In The Passing Game

LSU offensive coordinator **Jimbo Fisher** has done a good job keeping opposing defenses off balance when it comes to the passing game. Through 3 games this year, LSU has had at 12 players catch at least one pass. In the opener vs. UL-Monroe, LSU had seven players catch at least one pass. A week later vs. Arizona, eight Tigers caught passes. Last week vs. Western Illinois, six LSU players had a catch, but two of those made their first reception in2003. In three games, LSU has completed 60 passes with the wide receivers accounting for 49 of those receptions, while the tight ends have five catches and the running backs six receptions.

Clayton Runs Streak To 29 Straight Games; Has Fifth Career 100-Yard Game

LSU wideout **Michael Clayton** ran his streak of consecutive games with at least one reception to 29 after recording 11 catches vs. Western Illinois. Clayton has caught at least one pass in every game in which he has played during his career. With a career-best 162 yards receiving against Western Illinois, Clayton now has recorded six 100-yard games during his career, including all three games this season. In three games, Clayton has caught 23 passes for 423 yards and 4 TDs.

Tigers Have Block Party vs. Western Illinois

LSU recorded both a blocked field goal and as well as a blocked punt against Western Illinois. **Travis Daniels** blocked the punt, which was the first for the Tigers since the 1999 game against Mississippi State, while **Chad Lavalais** blocked the field goal attempt. The blocked field goal was the first for LSU since 1998 when Arnold Miller blocked a kick against Notre Dame.

Add Two More True Freshmen To The List

You can add two more true freshmen to the list of first time players for LSU as WR **Craig Davis** and DE **Brian West** both played for the first time vs. Western Illinois. Through three games, LSU has now played 14 true freshmen. LSU opened the season by playing 11 true freshmen against UL-Monroe and then 12 played against Arizona. The following is a listing of the true freshmen who have played this season and the number

of games they have seen action in: DB **Jessie Daniels** (3 games), S **LaRon Landry** (3), CB **Nick Child** (3), DB **Daniel Francis** (3), DT **Carnell Stewart** (2), DE **Kirston Pittman** (2), RB **Alley Broussard** (2), RB **Justin Vincent** (3), WR **Dwayne Bowe** (3), TE **Keith Zinger** (3), PK **Chris Jackson** (3), RB **Barrington Edwards** (2), WR **Craig Davis** (1) and DE **Brian West** (1).

Tigers Have Experience on the O-Line

The LSU offensive line has been touted as one of the best in the nation. The Tiger offensive line may be one of the most experienced as the LSU front five have 106 career starts between them. **Rodney Reed** leads the way with 37, followed by **Stephen Peterman** with 28, **Ben Wilkerson** with 22 and **Andrew Whitworth** 16. **Nate Livings** has started all three games this season. LSU is 17-4 when Reed, Peterman and Wilkerson start on the offensive line together (8-0 in 2001, 6-4 in 2002, 3-0 in 2003).

Reed Among Nation's Elite In Starts on Offensive Line

Senior offensive tackle **Rodney Reed** started his 37th straight game last week against Western Illinois. Reed's 37 career starts ranks as the sixth-highest total among active Division I players. Marshall's Nate McPeek leads the way with 42 career starts.

Pancakes Are Breakfast of Choice For LSU O-Line

A new wrinkle to this year's offensive grade sheet is the tracking of both pancakes and knockdowns for the LSU offensive line. Through three games **Andrew Whitworth** leads the Tigers with 8 pancakes. Offensive guard **Stephen Peterman** is tops among the Tigers with 35 knockdowns after recording 15 vs. Western Illinois.

Carey Fills In Nicely For Domanick

A concern for LSU heading into the season was how to replace the departed Domanick Davis, the school's all-time leader in both punt return and kickoff return yards. **Shyrone Carey** has put some of that concern to rest as he's averaging 13.9 yards on 12 punt returns this season. Against Arizona, Carey returned returned five punts for 58 yards, including a 35-yard return that setup LSU's first quarter field goal that put the lead at 10-0. In all, LSU is averaging 14.9 yards on 16 punt returns, a figure that ranks second in the SEC and 23rd nationally.

Cap and Gown Tigers

LSU has two players on this year's roster who have already earned their bachelor's degree - offensive tackle **Rodney Reed** and center **Jimmy Courtenay**. Reed and Courtenay both graduated last May. Reed, who earned First Team Academic All-America honors last year, graduated with a 3.9 grade point average in accounting. He is currently pursuing his Master's in accounting.

Clayton Has Teams Seeing Double (Triple, really)

Michael Clayton finally had his much-anticipated debut on defense vs. Arizona as the two-way player saw action on three plays at safety. Clayton did not record any statistics on defense, however he did make a tackle from his wide receiver position after an intercepted pass on offense. Clayton is actually playing three ways for the Tigers as he also serves as the Tiger holder on all placekicks as well as being on the kickoff coverage team. The Arizona contest marked the second time in Clayton's career that he has seen action on both sides of the ball. He did it for the first time last year vs. Texas in the Cotton Bowl. Clayton did not see any action on defense for the Tigers vs. Western Illinois.

Peterman's Pulling Double-Duty Too

As of Tuesday, Aug. 26, senior offensive lineman **Stephen Peterman** began pulling double-duty as well, only his is as a player and daddy. Peterman's wife Colleen gave birth to a 6-pound, 10-ounce baby boy in Metairie, La. Peterman missed two days of practice to be with his wife during the birth, but he returned to the squad on Thursday and started on Saturday against UL-Monroe. The newest Peterman, Stephen Frederick, Jr., checked in at some 318 pounds lighter than his daddy.

Gaudet Joins Elite List With 47-Yard FG

Ryan Gaudet added his name to a very short list of LSU kickers with his 47-yard field goal against Arizona. Gaudet's 47-yard field goal marked the first of his career and it marked the third-longest at LSU for a kicker on his first career make. Juan Roca holds the record as he connected on a 52-yard field goal vs. Wisconsin for his career make, while Wade Richey's first career make was a 48-yarder vs. Michigan State in 1995.

Give Devery An ESPY

LSU wide receiver **Devery Henderson** became the second Tiger to win an ESPY when he claimed the honor for Best Play in July in Hollywood for his part in the Bluegrass Miracle. Henderson beat out Barry Bonds, Kobe Bryant, LeBron James and Michael Vick to win the award. Henderson joined Warren Morris as the two LSU athletes to be named winners of an ESPY. Morris was honored in 1997 with the Showstopper of the Year

O-Line Stats

<u>Player</u>	<u>Pancakes</u>	<u>Knockdowns</u>
---------------	-----------------	-------------------

UL-Monroe

Andrew Whitworth	6	6
------------------	---	---

Nate Livings	1	6
--------------	---	---

Ben Wilkerson	2	10
---------------	---	----

Stephen Peterman	1	13
------------------	---	----

Rodney Reed	3	8
-------------	---	---

Rudy Niswanger	2	7
----------------	---	---

at Arizona

Andrew Whitworth	2	6
------------------	---	---

Nate Livings	1	12
--------------	---	----

Ben Wilkerson	1	6
---------------	---	---

Stephen Peterman	1	7
------------------	---	---

Rodney Reed	1	10
-------------	---	----

Rudy Niswanger	2	3
----------------	---	---

Western Illinois

Andrew Whitworth	0	5
------------------	---	---

Nate Livings	3	11
--------------	---	----

Ben Wilkerson	0	6
---------------	---	---

Stephen Peterman	1	15
------------------	---	----

Rodney Reed	1	8
-------------	---	---

Georgia

at Miss State

Florida

at South Carolina

Auburn

Louisiana Tech

at Alabama

at Ole Miss

Arkansas

Tigers in the NFL

Former LSU Tigers on Active NFL Rosters (as of opening day 2003)

Name	Team	Pos.	Exp.
Ryan Clark	Giants	S	2
Rohan Davey	Patriots	QB	2
Domanick Davis	Texans	RB/KR	R
Alan Faneca	Steelers	G	6
Kevin Faulk	Patriots	RB	5
Larry Foster	Cardinals	WR	4
Jarvis Green	Patriots	DE	2
Bradie James	Cowboys	LB	R
Tory James	Bengals	CB	8
Eddie Kennison	Chiefs	WR	8
Todd McClure	Falcons	C	5
Booger McFarland	Buccaneers	DT	5
Kevin Mawae	Jets	C	10
Kenny Mixon	Vikings	DE	6
Marcus Price	Bills	T	5
Josh Reed	Bills	WR	2
Wade Richey	Ravens	K	6
Mark Roman	Bengals	CB	4
Robert Royal	Redskins	TE	1
LaBrandon Toefield	Jaguars	RB/KR	R
Denard Walker	Vikings	CB	7
Chuck Wiley	Vikings	DE	5
Brandon Winey	Redskins	T	2

compiled by Bill Martin of LSU Sports Information and Sheldon Mickles of the Baton Rouge Advocate

award for his ninth-inning game-winning home run against Miami in the championship game of the 1996 College World Series.

Among the SEC's Best

LSU was selected to finished second in the SEC West by the media at the annual SEC Media Days in Birmingham in late July. The Tigers received 162 points and 13 first-place votes. Auburn was picked to win the West and the overall title, while Georgia was tabbed as East champions.

Preseason All-SEC

LSU was well represented on the preseason All-SEC teams selected by the media at the 2003 SEC Media Days. Junior center **Ben Wilkerson**, junior wide receiver **Michael Clayton**, senior defensive tackle **Chad Lavalais** and junior cornerback **Corey Webster** were all selected to the first-team, while senior offensive guard **Stephen Peterman** and senior punter **Donnie Jones** were named to the second-team.

Wilkerson Named to Rimington Watch List

Junior center **Ben Wilkerson** is one of 38 players named to the watch list for the Rimington Trophy. The award, established in 2000, is named for Nebraska's Dave Rimington, one of college football's most decorated offensive linemen. This is the second straight season Wilkerson has made the preseason watch list for the award. Wilkerson has started 20 games in his career and LSU is 15-5 in those games.

Webster on Thorpe and Nagurski Watch List

Junior cornerback **Corey Webster**, who led the Southeastern Conference last season with seven interceptions, has been named to the Jim Thorpe Award and the Bronko Nagurski watch lists. The Thorpe award, presented annually to the nation's top defensive back, is named after history's greatest all-around athlete who excelled on both defense and offense during his football career. The Nagurski award is presented to the nation's top all-around defensive player.

Peterman on Lombardi Watch List

Senior offensive guard **Stephen Peterman**, a 2002 first-team All-SEC selection, has been named to the preliminary watch list for the Rotary Lombardi Award. Peterman is one of 41 players on the list for the award that is presented annually to the nation's top offensive or defensive lineman.

Turner on Butkus Watch List

Junior linebacker **Lionel Turner** has been named to the preseason Butkus Award watch list. The Walker, La., native finished third on the team is tackles last season with 71 and recorded three sacks. The award is presented annually to the nation's top linebacker.

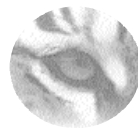
LSU and Cox Sports Television

LSU and Cox Sports Television will team up this year to provide tape-delay coverage of all 12 of the Tigers' regular-season contests. A replay of each LSU game can be seen on Cox Sports Television (cable ch. 37 in Baton Rouge) at 5 p.m. on the Sunday following the game. Cox Sports Television will also re-air the game at 7 p.m. on Wednesday each week.

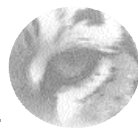
Inside LSU Football

Inside LSU Football with **Nick Saban** airs each week on cable systems throughout the state of Louisiana as well as the southeastern region of the United States. The 30-minute weekly television show is the primary source for LSU football and it provides detailed game highlights, in-depth analysis and features on different aspects of the football program. Also, each week a different player is profiled to go along with an "ask the coach" segment. **Jordy Hultberg**, a sideline reporter for the LSU Sports Network, returns for his eighth year as the host of the show. In addition to the markets in which the show is shown across Louisiana, it can also be viewed on LSU's official athletic website, www.LSUsports.tv. The following is a list of affiliates as well as air dates and times for Inside LSU Football:

City	Affiliate	Day	Time (Central)
Baton Rouge	WBRZ	Sunday	10:35 p.m.
Alexandria	KLAX	Sunday	11 p.m.
Monroe	KNOE	Sunday	11 p.m.
Lake Charles	KPLC	Sunday	11 p.m.
Shreveport	KSHV	Saturday	Noon
Morgan City	KWBJ	Sunday	9 p.m.
New Orleans	WWL	Sunday	11:05 p.m.
Baton Rouge	Cox 4	Monday	9:30 p.m.
Statewide (Louisiana)	Cox Sports	Wednesday	6:30 p.m.
		Thursday	10 p.m.



Eyes on the Tigers



Preseason Honors/Watch Lists

14 • Michael Clayton • Jr. • WR • Baton Rouge, La.
College Football News honorable mention All-American ... Lindy's Top 20 Wide Receivers, ranked No. 12 ... Lindy's All-SEC First-team ... All-SEC First-team ... Sporting News -No. 1 SEC Wide Receiver - Route Runner ... Street & Smith's -All-SEC First-team

47 • Eric Edwards • Sr. • TE • Monroe, La.
Street & Smith's All-SEC Third-team ... Sporting News No. 2 SEC Tight End - Blocker

94 • Marquise Hill • Jr. • DE • New Orleans, La.
Street & Smith's All-SEC Third-team

80 • Donnie Jones • Sr. • P • Baton Rouge, La.
RAY GUY AWARD CANDIDATE
College Football News Third-team All-American ... Lindy's Top 10 Punters, ranked No. 4 ... All-SEC Second-team ... Sporting News No. 1 SEC Punter ... Street & Smith's All-SEC Second-team

93 • Chad Lavalais • Sr. • DT • Marksville, La.
Lindy's Top 20 Defensive Tackles, ranked No. 8 ... Lindy's All-SEC First-team ... Preseason All-SEC First-team ... Sporting News No. 3 SEC Defensive Tackle ... Street & Smith's All-SEC First-team

84 • Marcus Spears • Jr. • DE • Baton Rouge, La.
Sporting News No. 2 SEC Defensive End

58 • Lionel Turner • Jr. • LB • Walker, La.
BUTKUS AWARD CANDIDATE

72 • Stephen Peterman • Sr. • OG • Waveland, Miss.
LOMBARDI AWARD CANDIDATE
Athlon Sports First-team All-American ... College Football News First-team All-American ... Lindy's Second-team All-American ... Lindy's Top 10 Guards, ranked No. 4 ... All-SEC Second-team ... Sporting News No. 1 SEC Guard ... Sporting News First-team All-American ... Sports Illustrated First-team All-American ... Street & Smith's All-SEC First-team

13 • Corey Webster • Jr. • CB • Vacherie, La.
NAGURSKI AWARD CANDIDATE
THORPE AWARD CANDIDATE
Athlon Sports Second-team All-American ... College Football News honorable mention All-American ... Lindy's Top 20 Cornerbacks, ranked No. 6 ... Lindy's All-SEC First-team ... All-SEC First-team ... Sporting News No. 4 SEC Cornerback ... Street & Smith's All-SEC First-team

76 • Andrew Whitworth • So. • OT • West Monroe, La.
Sporting News No. 1 SEC Offensive Tackle - Left side ... Street & Smith's All-SEC Third-team

55 • Ben Wilkerson • Jr. • C • Hemphill, Texas
RIMINGTON TROPHY CANDIDATE
Lindy's Top 10 Centers, ranked No. 3 ... Lindy's All-SEC First-team ... All-SEC First-team ... Sporting News No. 1 SEC Center ... Street & Smith's All-SEC Second-team ... Rivals.com first-team All-American

Streaking

Starts (includes bowl games)
37 by Rodney Reed
24 by Chad Lavalais
22 by Stephen Peterman
16 by Michael Clayton
16 by Andrew Whitworth
8 by Marcus Spears
8 by Jack Hunt

Wins
Home - 3
(dating back to Ole Miss, 2002)
SEC Home - 1
(dating back to Ole Miss, 2002)

Weeks in the Top 25 (through Sept. 14 polls)
5

Games With a Reception
29 by Michael Clayton
7 by Devery Henderson
6 by Skyler Green

Games With a Tackle
33 by Chad Lavalais
21 by Randall Gay
16 by Jack Hunt
16 by Marquise Hill
15 by Lionel Turner
15 by Marcus Spears
14 by Corey Webster

Moving on Up

- **Donnie Jones** needs seven punts to move past Clay Parker for second place at LSU for career punts.
- **Donnie Jones** needs 12 punting yards to move past Clay Parker for second place at LSU for career punting yards.
- With one touchdown reception, **Michael Clayton** will move into a tie for fifth-place with Tony Moss on LSU career receiving touchdowns list. Clayton also needs two TD catches to tie for third-place.
- **Michael Clayton** needs five receptions to move into a tie with Tony Moss for fifth-place on LSU's career list.
- **Michael Clayton** needs 69 receiving yards to move into a tie with Andy Hamilton for fifth-place in career receiving yards. Clayton also needs 74 yards to become the fifth player in school history to reach 2,000 career receiving yards.
- **Devery Henderson** needs one more touchdown reception to move into the career top 10 list at LSU.

With a Win ...

- LSU will be 4-0 to open the season for the first time since 1996.
- LSU will have four straight wins in Tiger Stadium.
- LSU will have defeated Georgia for the first time since 1990.

Sept. 20 in LSU History

- LSU is 5-4 on Sept. 20 and 4-4 in games played in Tiger Stadium on this day.

Memories vs. Georgia

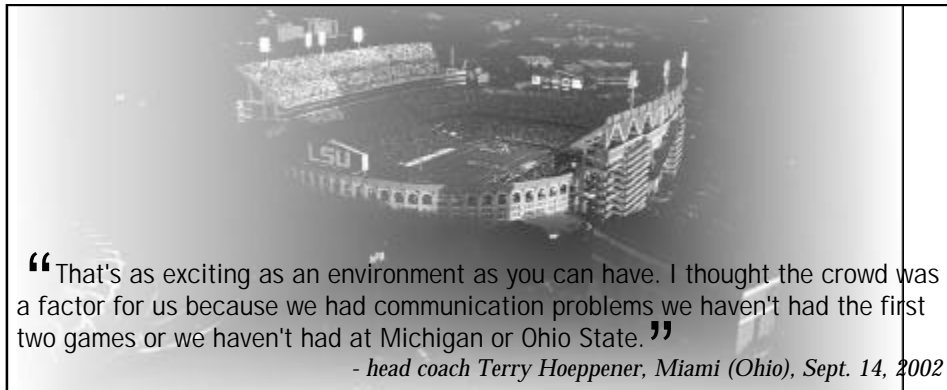
- Georgia had not visited Baton Rouge since 1998.
- LSU has not defeated Georgia since 1990.

Death Valley

LSU

5 10 15 20 25 30 35 40 45 45 40 35 30 25 20 15 10 5

LSU



- LSU began playing football in Tiger Stadium in 1924 and is currently in its 80th year in the venerable stadium on **SATURDAY NIGHT**.
- Under **Nick Saban**, the Tigers have posted a **19-4 HOME RECORD**, including a 4-2 mark against ranked opponents. Against conference foes, Saban is 8-3 in Death Valley. In home games at night, LSU is 15-3 since Saban took over.
- LSU has won **NINE OF ITS LAST 10** games at home, including an eight-game win streak during the stretch. That was the longest home streak for the Tigers since winning eight straight from 1995-96.
- More than **85,000 FANS** have attended each of LSU’s last 21 home games. In that span, the Tigers have eclipsed the 90,000 mark 13 times, including a school-record 92,141 for the 2001 Auburn contest, which LSU won 27-14.
- Since national attendance figures began being kept in 1957, LSU has ranked in the top 20 all 45 seasons. The Tigers have been in the top 15 for 43 of the 45 years and in the top 10 on 37 occasions, including 32 straight from 1957-88. Fourteen times, LSU has ranked in the **TOP FIVE IN THE NATION**, including the last three.
- Since 1960, LSU owns a stellar **184-61-4 (.745)** record in traditional Tiger Stadium night games. On the other hand, the Tigers are just 14-20-3 (.419) at home during the day in that span.
- Death Valley is the **SIXTH LARGEST** on-campus stadium in the nation holding 91,600 fans.

The Legend

“Baton Rouge happens to be the worst place in the world for a visiting team. It’s like being inside a drum.”

-- **PAUL “BEAR” BRYANT**

“It makes a body tingle -- these folks go berserk when the band marches on the field.”

-- **DOUGLAS LOONEY, Sports Illustrated**

“The Tiger Stadium sound was like nothing I had ever heard in my life. It’s not like any other place.”

-- **BILL CURRY**

“College football is never better than when there’s a good team in Tiger Stadium.”

-- **LEE CORSO**

Earthquake Game

October 8, 1988. Tommy Hodson connected with Eddie Fuller on 4-and-10 with 1:41 to play for the game-winning touchdown as LSU upset No. 4 Auburn. The play caused such a thunderous explosion from the crowd of 79,341 that the tremor caused by the vibrations measured on the seismograph across campus.

Halloween Night

October 31, 1959. No. 1 LSU trailed No. 3 Ole Miss, 3-0, late in the fourth quarter when Billy Cannon fielded a punt off the bounce at the 11-yard line. He raced 89 yards, careening off seven Rebel defenders, to paydirt to give the Tigers victory and all but clinch the 1959 Heisman Trophy.

By the Numbers

- 92,141** the largest crowd (Auburn, 2001)
- 1,500** old dorm rooms below the east & west stands
- .700** winning percentage after 484 home games
- 184-61-4** night record since 1960
- 89** yard punt return by Billy Cannon to beat Ole Miss on Halloween Night in 1959
- 79** th year of LSU football in Tiger Stadium dating back to 1924
- 70** “Tiger Den” skybox suites in the East Upper Deck
- 37** years ranked in the top 10 in the nation in attendance
- 17** straight wins to set school record from 1935-37
- 19-4** is LSU’s home record since Nick Saban took over
- 13** times the crowd has exceeded 90,000 for a game
- 9** undefeated home seasons
- 6** the sixth largest on-campus stadium in the nation
- 3** times named the toughest place in the nation to play a road game
- 3** trips by the “ESPN College GameDay” crew
- 3** length of LSU’s latest Tiger Stadium win streak
- 1** win over a No. 1 ranked team (def. Florida, 28-21, in 1997)

The Last Time



LSU 22
#10 Georgia 23



Oct. 2, 1999 • Athens, Ga. • 86,117

LSU Falls Short in Upset Bid of 10th-Ranked Georgia

Josh Booty hit Reggie Robinson with a 39-yard touchdown pass with 18 seconds left, but the Tigers were denied the victory when Will Witherspoon tipped away Booty's pass on the 2-point conversion attempt as 10th-ranked Georgia held on for a 23-22 victory over LSU in Athens. LSU led 10-3 after a 9-yard touchdown run by Rondell Mealey in the first quarter and the Tigers went up 16-13 at halftime after a 40-yard field goal by John Corbello. Georgia regained the lead at 20-16 on a Quincy Carter 12-yard touchdown pass to Randy McMichael and the Bulldogs stretched the margin to 23-16 on Hap Hines' 33-yard field goal. Booty, making his first collegiate start, connected on 19-of-45 passes for 280 yards and a touchdown, while Mealey led the Tigers in both rushing (25 yards, 1 touchdown) and receiving (5 receptions for 43 yards).

	Scoring				
LSU	10	6	0	6	- 22
GEORGIA	3	10	0	10	- 23

UGA	7:13	1st	Hap Hines 31-yard field goal
LSU	2:49	1st	John Corbello 37-yard field goal
LSU	0:28	1st	Rondell Mealey 9-yard run (Corbello kick)
UGA	13:05	2nd	Patrick Pass 58-yard run (Hines kick)
UGA	9:04	2nd	Hines 20-yard field goal
LSU	2:25	2nd	Corbello 31-yard field goal
LSU	0:16	2nd	Corbello 40-yard field goal
UGA	13:33	4th	R. McMichael 12-yard pass from Q. Carter (Hines kick)
UGA	3:59	4th	Hines 33-yard field goal
LSU	0:18	4th	Reggie Robinson 39-yard pass from Josh Booty (Booty pass failed)

Statistical Comparison

Category	LSU	UGA	SEC (NCAA) RANKING	
			LSU	UGA
Record:	3-0	3-0	--	--
Conference:	0-0	1-0	--	--
Scoring Offense:	47.7	30.0	2nd (4)	6th (41)
Total Offense:	470.7	418.7	2nd (15)	7th (39)
Rushing Offense:	167.3	170.7	8th (52)	7th (49)
Passing Offense:	303.3	248.0	2nd (15)	5th (41)
Scoring Defense:	9.0	5.7	2nd (9)	1st (3)
Total Defense:	210.0	263.0	1st (2)	4th (15)
Rushing Defense:	54.3	71.0	3rd (10)	4th (14)
Passing Defense:	155.7	192.0	3rd (18)	6th (38)
KO Ret. Avg.:	29.2	17.5	2nd (12)	12th (99)
Punt Ret. Avg.:	14.9	14.2	2nd (23)	3rd (26)
Time of Poss.:	34:29	30:52	1st	8th
3rd Down Conv.:	19/37	18/41	3rd	4th
Opp. 3rd-D Conv.:	7/44	14/40	1st	9th
TO Margin:	0.0	+6.0	7th (59)	1st (3)

Statistical Leaders

LSU		Georgia	
PASSING YARDS/GAME			
Matt Mauck	202.7	David Greene	226.0
Marcus Randall	100.7	D.J. Shockley	22.0
RUSHING YARDS/GAME			
Joseph Addai	65.3	Michael Cooper	72.3
Shyrone Carey	61.3	Ronnie Powell	38.0
Justin Vincent	21.3	D.J. Shockley	25.7
RECEIVING YARDS/GAME			
Michael Clayton	141.0	Reggie Brown	71.1
Devery Henderson	57.3	Fred Gibson	68.0
Skyler Green	32.0	Damien Gary	30.7

The Series: LSU leads 12-9-1

1928: LSU, 13-12	Nov. 17 at Athens	at Baton Rouge: Tied 4-4-1
1935: LSU, 13-0	Nov. 16 at Athens	at Athens: LSU leads 6-5
1936: LSU, 47-7	Oct. 10 at Baton Rouge	at other sites: LSU leads 2-0
1943: LSU, 34-27	Sept. 25 at Baton Rouge	Games decided by 3 points or less: Tied 2-2-1
1943: LSU, 27-6	Oct. 23 at Columbus, Ga.	Games decided by 7 points or less: Tied 5-5-1
1944: LSU, 15-7	Oct. 28 at Atlanta	
1945: LSU, 32-0	Oct. 20 at Athens	
1947: UGA, 35-19	Oct. 4 at Athens	
1948: UGA, 22-0	Oct. 16 at Baton Rouge	
1949: UGA, 7-0	Oct. 14 at Athens	
1950: Tie, 13-13	Oct. 21 at Baton Rouge	
1951: LSU, 7-0	Oct. 20 at Athens	
1952: UGA, 27-14	Oct. 18 at Baton Rouge	
1953: LSU, 14-6	Oct. 17 at Athens	
1978: UGA, 24-17	Oct. 14 at Baton Rouge	
1979: UGA, 21-14	Oct. 13 at Athens	
1986: LSU, 23-14	Oct. 11 at Baton Rouge	
1987: LSU, 26-23	Oct. 10 at Athens	
1990: LSU, 18-13	Sept. 8 at Baton Rouge	
1991: UGA, 31-10	Sept. 7 at Athens	
1998: UGA, 28-27	Oct. 3 at Baton Rouge	
1999: UGA, 23-22	Oct. 2 at Athens	

LSU Tigers

DEPTH CHART

Pronunciation Guide			Offense				Defense					
9	Devery Henderson Dev-ree	WR	X 9	Devery Henderson	6-0	189	Sr.	LE 84	Marcus Spears	6-4	297	Jr.
				5 Skyler Green	5-9	190	So.	90	Melvin Oliver	6-3	269	So.
				38 Gino Giambelluca	5-8	173	So.					
10	Joseph Addai uh-Die	RB	86	Junior Joseph	6-0	176	Fr.-RS	LT 92	Bryce Wyatt	6-4	273	Sr.
								97	Brandon Washington	6-4	302	So.
17	Bennie Brazell Bra-zil	WR	LT 76	Andrew Whitworth	6-7	325	So.	RT 93	Chad Lavalais	6-3	292	Sr.
			64	Rudy Niswanger	6-5	294	So.	95	Kyle Williams	6-3	288	So.
18	Matt Mauck Mawk	QB	LG 71	Nate Livings	6-5	313	So.	98	Torran Williams	6-2	297	Sr.
			59	Doug Planchard	6-3	299	Fr.-RS	RE 94	Marquise Hill	6-7	295	Jr.
22	Alley Broussard Al-ee Brew-sard	RB	C 55	Ben Wilkerson	6-4	296	Jr.	48	Kirston Pittman	6-3	238	Fr.
			64	Rudy Niswanger	6-5	294	So.	Sam 27	Eric Alexander	6-3	223	Sr.
			61	Jimmy Courtenay	6-2	295	Sr.	57	Dave Peterson	6-3	247	Sr.
24	Keron Gordon Kuh-ron	CB	RG 72	Stephen Peterman	6-4	321	Sr.	56	Kenneth Hollis	6-0	241	Jr.
			62	Brandon Hurley	6-2	268	So.	Mike 58	Lionel Turner	6-2	257	Jr.
30	LaRon Landry Luh-ron	FS	RT 60	Rodney Reed	6-4	287	Sr.	99	Jason LeDoux	6-3	228	Sr.
			75	Brian Johnson	6-4	307	Fr-RS	Will 7	Adrian Mayes	6-1	213	Sr.
			63	Mac McLachlan	6-4	331	Jr.	46	Cameron Vaughn	6-4	220	So.
38	Gino Giambelluca Gam-buh-lou-kuh	WR	Y 47	Eric Edwards	6-5	244	Sr.	57	Dave Peterson	6-3	247	Sr.
			88	Demetri Robinson	6-3	251	Jr.	LCB 13	Corey Webster	6-0	201	Jr.
39	Ryan Gaudet Go-day	PK	T 82	David Jones	6-4	259	So.	1	Ronnie Prude	5-11	176	Jr.
			89	Keith Zinger	6-4	255	Fr.	24	Keron Gordon	6-1	188	Fr.-RS
48	Kirston Pittman Ker-ston	DL	Z 14	Michael Clayton	6-4	200	Jr.	-or- 37	Daniel Francis	5-11	179	Fr.
			17	Bennie Brazell	6-1	166	So.	SS 8	Jack Hunt	6-1	197	Sr.
64	Rudy Niswanger Nis-wang-er	OL	81	Dwayne Bowe	6-3	202	Fr.	31	Jessie Daniels	5-11	195	Fr.
69	Garett Wibel Why-bul	OL	QB 18	Matt Mauck	6-2	213	Jr.	FS 29	Travis Daniels	6-1	187	Jr.
			12	Marcus Randall	6-2	223	Jr.	30	LaRon Landry	6-2	180	Fr.
			15	Matt Flynn	6-2	224	Fr.	RCB 1	Ronnie Prude	5-11	176	Jr.
			-or-4	JaMarcus Russell	6-5	236	Fr.	21	Randall Gay	5-11	178	Sr.
77	Peter Dyakowski Die-uh-cow-ski	OL	RB 10	Joseph Addai	6-0	205	So.	26	Nick Child	6-0	169	Fr.
			2	Shyrone Carey	5-6	198	Jr.					
81	Dwayne Bowe Bo	WR	32	Barrington Edwards	6-0	213	Fr.					
			-or-22	Alley Broussard	6-0	235	Fr.					
			-or-25	Justin Vincent	5-10	208	Fr.-RS					
83	Kory Hebert A-bear	TE	FB 44	Kevin Steltz	5-9	243	Fr.-RS					
			40	Shawn Jordan	5-11	242	Fr.					
93	Chad Lavalais Lav-uh-lay	DT										
94	Marquise Hill Mar-keese	DE										
99	Jason LeDoux Luh-doo	LB										
Specialists												
			PR 2	Shyrone Carey	5-6	198	Jr.	P 80	Donnie Jones	6-3	222	Sr.
			KOR 9	Devery Henderson	6-0	189	Sr.	41	Chris Jackson	5-11	179	Fr.
			5	Skyler Green	5-9	190	So.	SNP 86	Steve Damen	5-10	221	So.
			17	Bennie Brazell	6-1	166	So.	55	Ben Wilkerson	6-4	296	Jr.
			PK 39	Ryan Gaudet	5-6	155	Fr.-RS	HLD 14	Michael Clayton	6-4	200	Jr.
			41	Chris Jackson	5-11	179	Fr.	18	Matt Mauck	6-2	213	Jr.

Georgia

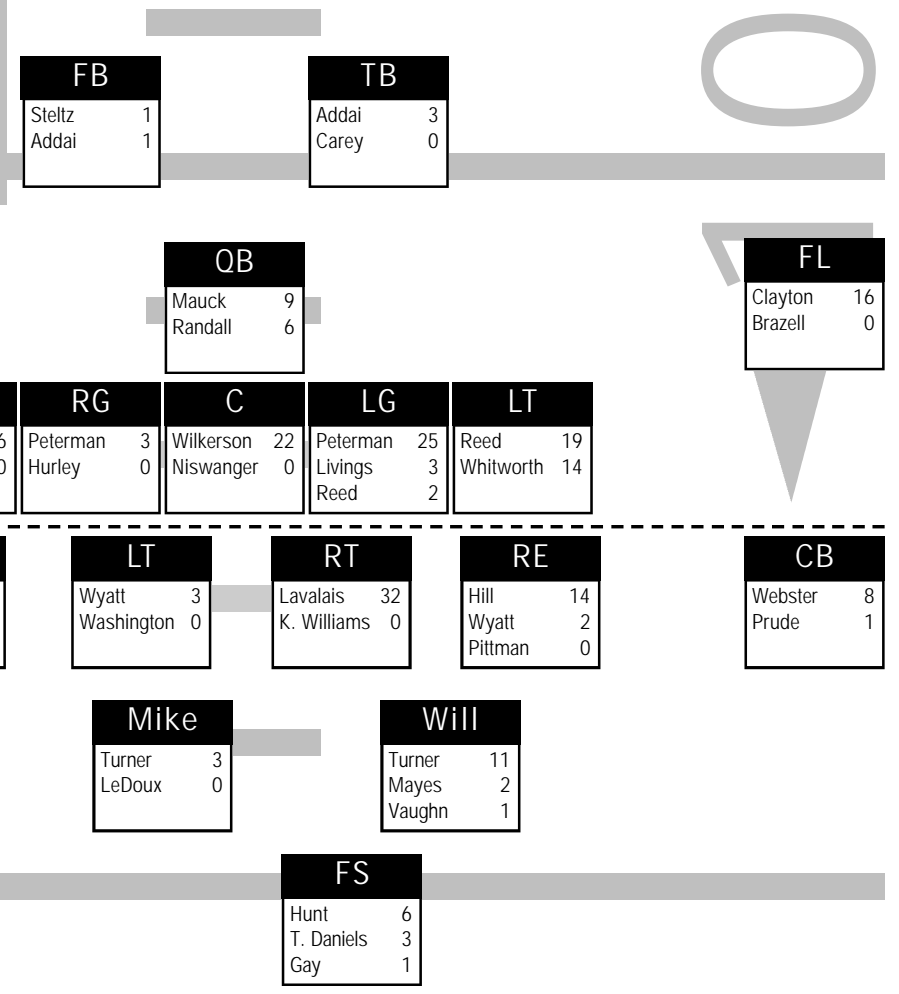
DEPTH CHART

Offense						Defense					
SE	1	Reggie Brown	6-1	195	Jr.	DE	90	Robert Geathers	6-3	270	Jr.
	25	Michael Johnson	6-3	230	Sr.		94	Quentin Moses	6-5	249	Fr.-RS
ST	72	Daniel Inman	6-7	321	Fr.-RS	DT	51	Ray Gant	6-2	268	Fr.-RS
	66	Dennis Roland	6-9	317	So.		98	Ken Veal	6-1	305	Sr.
	79	Ken Shackelford	6-5	306	Fr.		54	Dale Dixson	6-2	283	Fr.-RS
SG	60	Josh Brock	6-3	284	So.	N	97	Kedric Golston	6-4	300	So.
	52	Ryan Schnetzer	6-3	300	So.		98	Darrius Swain	6-2	318	So.
C	50	Russ Tanner	6-4	290	So.		92	Gerald Anderson	6-2	318	So.
	70	Nick Jones	6-3	272	Fr.	DE	47	David Pollack	6-3	276	Jr.
	61	Michael Turner	6-4	287	So.		44	Marcus Jackson	6-2	261	Fr.-RS
TG	73	Bartley Miller	6-4	301	So.	Sam	46	Arnold Harrison	6-3	225	Jr.
	67	Reggie Weeks	6-4	295	So.		42	Danny Verdun Wheeler	6-2	235	Fr.
TT	74	Max Jean-Gilles	6-4	340	So.	Mike	33	Odell Thurman	6-1	230	So.
	66	Dennis Roland	6-9	317	So.		36	Des Williams	6-1	245	Fr.
TE	89	Ben Watson	6-3	255	Sr.	Will	43	Tony Taylor	6-1	225	So.
	84	Robert Brannon	6-4	242	Sr.		53	Derrick White	6-2	233	So.
	87	Martrez Milner	6-4	249	So.	SC	7	Bruce Thornton	5-11	200	Sr.
	81	Leonard Pope	6-7	250	Fr.		23	Tim Jennings	5-8	164	So.
QB	14	David Greene	6-3	230	Jr.		15	Kenny Bailey	5-11	192	Sr.
	3	D.J. Shockley	6-1	194	So.	FS	10	Thomas Davis	6-1	220	So.
	13	Joe Tereshinski	6-3	217	Fr.-RS		2	DeMario Minter	6-0	185	So.
FB	41	Jeremy Thomas	5-11	238	Jr.		39	Olaolu Sanni-Osomo	6-1	211	Fr.-RS
	37	Jamarion Smith	5-10	210	So.	ROV	6	Sean Jones	6-2	209	Jr.
TB	5	Michael Cooper	5-11	215	Fr.-RS		9	Tra Battle	5-11	170	Fr.
	20	Ronnie Powell	5-11	210	Jr.		4	Kentrell Curry	6-1	198	Sr.
	9	Tony Milton	5-10	198	So.	WC	22	Decory Bryant	5-11	187	Sr.
	28	Kregg Lumpkin	6-1	211	Fr.		26	Mike Gilliam	5-7	180	So.
FLK	18	Damien Gary	5-10	182	Sr.						
	12	Sean Bailey	6-1	170	Fr.						

Specialists

PK	30	Billy Bennett	5-8	170	Sr.	PR	18	Damien Gary	5-10	182	Sr.
	93	Andy Bailey	6-2	214	Fr.		6	Sean Jones	6-2	209	Jr.
HLD	49	Lee Jackson	5-9	179	So.	KOR	23	Tim Jennings	5-8	164	So.
	3	D.J. Shockley	6-1	194	So.		22	Decory Bryant	5-11	187	Sr.
P	95	Gordon Ely-Kelso	6-2	227	Fr.-RS	SNP	59	Brian Jordan	6-1	222	So.
	93	Andy Bailey	6-2	214	Fr.						

Career starts by position ...



2003 Offensive Game-by-Game Starters

Game	X	Z	LT	LG	C	RG	RT	TE	FB	TB	QB
UL-Monroe	Henderson	M. Clayton	Whitworth	Livingston	Wilkerson	Peterman	Reed	Edwards	D. Robinson (HB)	Addai	Mauck
at Arizona	Henderson	M. Clayton	Whitworth	Livingston	Wilkerson	Peterman	Reed	Edwards	Steltz	Addai	Mauck
Western Illinois	Henderson	M. Clayton	Whitworth	Livingston	Wilkerson	Peterman	Reed	Edwards	D. Robinson (HB)	Addai	Mauck
Georgia											
at Mississippi St.											
Florida											
at South Carolina											
Auburn											
Louisiana Tech											
at Alabama											
at Ole Miss											
Arkansas											

2003 Defensive Game-by-Game Starters

Game	LE	DT	DT	RE	WILL	MIKE	SAM	LCB	RCB	SS	FS
UL-Monroe	Spears	Wyatt	Lavalais	Hill	J. Daniels (dime)	Turner	E. Alexander	Webster	Prude	Hunt	T. Daniels
at Arizona	Spears	Wyatt	Lavalais	Hill	Mayes	Turner	E. Alexander	Webster	Prude	Hunt	T. Daniels
Western Illinois	Spears	Wyatt	Lavalais	Hill	Mayes	Turner	E. Alexander	Webster	Prude	Hunt	T. Daniels
Georgia											
at Mississippi St.											
Florida											
at South Carolina											
Auburn											
Louisiana Tech											
at Alabama											
at Ole Miss											
Arkansas											

The Last Time LSU ...

ALL GAMES

Scoring

Scored 30 or more points.....	35 vs. Western Illinois (9/13/03)
Scored 40 or more points.....	59 at Arizona (9/6/03)
Scored 50 or more points.....	59 at Arizona (9/6/03)
Scored 60 or more points.....	63 vs. Kentucky (11/1/97)
Scored 70 or more points.....	77 vs. Rice (9/24/77)

Total Offense

Had more than 400 total yards.....	457 vs. Western Illinois (9/13/03)
Had more than 450 total yards.....	457 vs. Western Illinois (9/13/03)
Had more than 500 total yards.....	595 vs. Illinois (Sugar Bowl) (1/1/02)
Had more than 550 total yards.....	595 vs. Illinois (Sugar Bowl) (1/1/02)
Had more than 600 total yards.....	611 at Alabama (11/3/01)
Had more than 650 total yards.....	680 vs. Western Carolina (9/2/02)
Had more than 700 total yards.....	746 vs. Rice (9/24/77)

Rushing Offense

Rushed for 150 or more yards.....	152 vs. Western Illinois (9/13/03)
Rushed for 200 or more yards.....	213 at Kentucky (11/9/02)
Rushed for 250 or more yards.....	256 vs. Mississippi State (9/28/02)
Rushed for 300 or more yards.....	350 vs. North Texas (9/11/99)
Rushed for 350 or more yards.....	350 vs. North Texas (9/11/99)
Rushed for 400 or more yards.....	400 vs. Kentucky (11/1/97)
Rushed for 425 or more yards.....	433 vs. Houston (9/7/96)
Rushed for 500 or more yards.....	503 vs. Oregon (10/22/77)

Passing Offense

Passed for 250 or more yards.....	305 vs. Western Illinois (9/13/03)
Passed for 300 or more yards.....	305 vs. Western Illinois (9/13/03)
Passed for 350 or more yards.....	444 vs. Illinois (Sugar Bowl) (1/1/02)
Passed for 400 or more yards.....	444 vs. Illinois (Sugar Bowl) (1/1/02)
Passed for 450 or more yards.....	528 at Alabama (11/3/01)
Passed for 500 or more yards.....	528 at Alabama (11/3/01)

Scoring Defense

Allowed 0 points.....	0 vs. UL-Lafayette (10/5/02)
Allowed 3 or fewer points.....	0 vs. UL-Lafayette (10/5/02)
Allowed 7 or fewer points.....	7 vs. Western Illinois (9/13/03)
Allowed 10 or fewer points.....	7 vs. Western Illinois (9/13/03)
Allowed 14 or fewer points.....	13 at Arizona (9/6/03)

Total Defense

Allowed fewer than 75 total yards.....	70 vs. UL-Lafayette (10/5/02)
Allowed fewer than 100 total yards.....	70 vs. UL-Lafayette (10/5/02)
Allowed fewer than 125 total yards.....	70 vs. UL-Lafayette (10/5/02)
Allowed fewer than 150 total yards.....	70 vs. UL-Lafayette (10/5/02)
Allowed fewer than 175 total yards.....	70 vs. UL-Lafayette (10/5/02)
Allowed fewer than 200 total yards.....	182 at Arizona (9/6/03)
Allowed fewer than 225 total yards.....	208 vs. Western Illinois (9/13/03)
Allowed fewer than 250 total yards.....	208 vs. Western Illinois (9/13/03)
Allowed fewer than 275 total yards.....	208 vs. Western Illinois (9/13/03)
Allowed fewer than 300 total yards.....	208 vs. Western Illinois (9/13/03)

Rushing Defense

Allowed 0 or fewer yards.....	minus-50 vs. Ole Miss (10/30/82)
Allowed 10 or fewer yards.....	10 at Tulane (11/30/85)
Allowed 20 or fewer yards.....	13 vs. Western Illinois (9/13/03)
Allowed 30 or fewer yards.....	13 vs. Western Illinois (9/13/03)
Allowed 40 or fewer yards.....	13 vs. Western Illinois (9/13/03)
Allowed 50 or fewer yards.....	13 vs. Western Illinois (9/13/03)
Allowed 60 or fewer yards.....	13 vs. Western Illinois (9/13/03)
Allowed 70 or fewer yards.....	13 vs. Western Illinois (9/13/03)

The Last Time LSU ...

ALL GAMES

Allowed 80 or fewer yards	13 vs. Western Illinois (9/13/03)
Allowed 90 or fewer yards	13 vs. Western Illinois (9/13/03)
Allowed 100 or fewer yards	13 vs. Western Illinois (9/13/03)

Passing Defense

Allowed 0 passing yards	0 vs. Alabama (11/6/71)
Allowed 50 or fewer yards	10 vs. North Texas (9/11/99)
Allowed 100 or fewer yards	91 at Arizona (9/6/03)
Allowed 150 or fewer yards	91 at Arizona (9/6/03)
Allowed 175 or fewer yards	91 at Arizona (9/6/03)
Allowed 200 or fewer yards	195 vs. Western Illinois (9/13/03)

Individual Rushing

Had a player rush for 100 or more yards	124 by Shyrone Carey vs. Western Illinois (9/13/03)
Had a player rush for 150 or more yards	173 by LaBrandon Toefield vs. Arkansas (11/23/01)
Had a player rush for 200 or more yards	201 by Kevin Faulk vs. Alabama (11/3/98)
Had a player rush for 225 or more yards	246 by Kevin Faulk vs. Houston (9/7/96)
Had a player rush for 2 or more TDs	2 by Joseph Addai at Arizona (9/6/03)
Had a player rush for 3 or more TDs	4 by Domanick Davis vs. Illinois (Sugar Bowl)
Had a player rush for 4 or more TDs	4 by Domanick Davis vs. Illinois (Sugar Bowl)
Had a player rush for 5 or more TDs	5 by Kevin Faulk at Kentucky (11/1/97)

Individual Passing

Had a player pass for 200 or more yards	305 by Matt Mauck vs. Western Illinois (9/13/03)
Had a player pass for 250 or more yards	305 by Matt Mauck vs. Western Illinois (9/13/03)
Had a player pass for 300 or more yards	305 by Matt Mauck vs. Western Illinois (9/13/03)
Had a player pass for 350 or more yards	444 by Rohan Davey vs. Illinois (Sugar Bowl) (1/1/02)
Had a player pass for 400 or more yards	444 by Rohan Davey vs. Illinois (Sugar Bowl) (1/1/02)
Had a player pass for 450 or more yards	528 by Rohan Davey at Alabama (11/3/01)
Had a player pass for 500 or more yards	528 by Rohan Davey at Alabama (11/3/01)
Had a player pass for 2 or more TDs	4 by Matt Mauck vs. Western Illinois (9/13/03)
Had a player pass for 3 or more TDs	4 by Matt Mauck vs. Western Illinois (9/13/03)
Had a player pass for 4 or more TDs	4 by Matt Mauck vs. Western Illinois (9/13/03)
Had a player complete 20 passes	23 by Matt Mauck vs. Western Illinois (9/13/03)
Had a player complete 25 passes	31 by Rohan Davey vs. Illinois (Sugar Bowl)
Had a player complete 30 passes	31 by Rohan Davey vs. Illinois (Sugar Bowl)
Had a player complete 35 passes	35 by Rohan Davey at Alabama (11/3/02)
Had a player complete 15 straight passes.....	17 by Rohan Davey vs. Arkansas-6 (11/26/99), vs. Western Carolina-11 (9/2/00)
.....	17 by Matt Mauck vs. Arizona-11(9/6/03), vs. Western Illinois-6 (9/13/03)
Had a player throw 30 passes	33 by Matt Mauck vs. Western Illinois (9/13/03)
Had a player throw 35 passes	45 by Marcus Randall vs. Texas (1/1/03) (Cotton Bowl)
Had a player throw 40 passes	45 by Marcus Randall vs. Texas (1/1/03) (Cotton Bowl)
Had a player throw 45 passes	53 by Rohan Davey vs. Illinois (Sugar Bowl) (1/1/02)
Had a player throw 50 passes	53 by Rohan Davey vs. Illinois (Sugar Bowl) (1/1/02)

Individual Receiving

Had a player with 10 receptions in a game	11 by Michael Clayton vs. Western Illinois (9/13/03)
Had a player with 11 receptions in a game	11 by Michael Clayton vs. Western Illinois (9/13/03)
Had a player with 12 receptions in a game	14 by Josh Reed vs. Illinois (Sugar Bowl) (1/1/02)
Had a player with 13 receptions in a game	14 by Josh Reed vs. Illinois (Sugar Bowl) (1/1/02)
Had a player with 14 receptions in a game	14 by Josh Reed vs. Illinois (Sugar Bowl) (1/1/02)
Had a player with 15 receptions in a game	19 by Josh Reed at Alabama (11/3/01)
Had a player receive 100 or more yards	162 by Michael Clayton vs. Western Illinois (9/13/03)
Had a player receive 150 or more yards	162 by Michael Clayton vs. Western Illinois (9/13/03)
Had a player receive 200 or more yards	239 by Josh Reed vs. Illinois (Sugar Bowl) (1/1/02)
Had a player receive 250 or more yards	293 by Josh Reed at Alabama (11/3/01)
Had a player receive for 2 or more TDs	2 by Skyler Green vs. Western Illinois (9/13/03)
Had a player receive for 3 or more TDs	3 by Devery Henderson at Kentucky (11/9/02)
Had a player receive for 4 or more TDs	4 by Tony Moss vs. Ohio University (9/30/89)
Had a player receive for 5 or more TDs	5 by Carlos Carson vs. Rice (9/24/77)

The Last Time LSU ...

ALL GAMES

Games against Ranked Teams

Beat a top 25 team.....	No. 16 Florida, 36-7 (10/12/02 at Gainesville)
Beat a top 10 team.....	No. 7 Illinois, 47-34 (1/1/02 in Sugar Bowl at New Orleans)
Beat a top 5 team.....	No. 2 Tennessee, 31-20 (12/8/01 in SEC Championship at Atlanta, Ga.)
Beat a No. 1 team	No. 1 Florida, 28-21 (10/11/97 at Baton Rouge)
Beat a ranked opponent at home	No. 25 Auburn, 27-14 (12/1/01)
Beat a ranked opponent on the road	No. 16 Florida, 36-7 (10/12/02 at Gainesville)
Beat a ranked opponent at a neutral site.....	No. 7 Illinois, 47-34 (1/1/02 in Sugar Bowl at New Orleans)
Beat back-to-back ranked opponents	11/23 - 1/1/02 vs. #22 Arkansas, #24 Auburn, #2 Tennessee (SEC CG), #7 Illinois (Sugar Bowl)
Beat a ranked team in three straight games	11/23 - 1/1/02 vs. #22 Arkansas, #24 Auburn, #2 Tennessee (SEC CG), #7 Illinois (Sugar Bowl)
Beat a ranked team in four straight games	11/23 - 1/1/02 vs. #22 Arkansas, #24 Auburn, #2 Tennessee (SEC CG), #7 Illinois (Sugar Bowl)
Lost to a ranked opponent at home.....	No. 10 Alabama, 31-0 (11/16/02)
Lost to a ranked opponent on the road	No. 16 Virginia Tech, 26-8 (9/1/02 at Blacksburg)
Lost to a ranked opponent at a neutral site	No. 9 Texas, 35-20 (1/3/03 in Cotton Bowl at Dallas)
Lost to an unranked opponent at home.....	Ole Miss, 35-24 (10/27/01)
Lost to an unranked opponent on the road	Arkansas, 21-20 (11/29/02)

Great Endings

Won on the last play of the game	Kentucky, 33-30 (11/16/02); 75-yard touchdown Marcus Randall to Devery Henderson
Lost on the last play of the game.....	UAB, 13-10 (9/23/01); 32-yard field goal by Rhett Gallego
Came back from 10 or more down in 4th quarter	Mississippi State, 45-38 (ot); down by 14 entering 4th quarter
Lost when leading by 10 or more in 4th quarter	Arkansas, 21-20; led 17-7 with eight minutes remaining

Returns/Special Teams

Returned a KO for a TD	Kevin Faulk, 88 yards (11/21/98 at Notre Dame)
Returned a Punt for a TD.....	Skyler Green, 62 yards (9/6/03 at Arizona)
Returned an INT for a TD	Jack Hunt vs. UL-Monroe (8/30/03)
Returned 2 INTs for TDs	3 vs. Arkansas St. (C. Raymond, D. Walkup, C. Buckels)
Returned 3 INTs for TDs	3 vs. Arkansas St. (C. Raymond, D. Walkup, C. Buckels)
Recovered a fumble in endzone for a TD	Chuck Wiley, fumbled by Lance Tucker (11/8/97 at Alabama)
Returned a fumble for a TD	Gabe Northern, 37 yards (12/29/95 vs. Michigan State in Independence Bowl)
Faked a field goal for a touchdown	Blain Bech (holder), 35 yard run (10/12/02 at Florida)
Faked a punt for a first down	Bradie James (upback), 29 yard run (11/16/02 vs. Alabama)
Blocked a FG	Chad Lavalais, 30-yard attempted by Western Illinois (9/13/03)
Blocked a PAT (kick)	Mark Roman, attempt by Seth Hanson (10/17/98 vs. Kentucky)
Returned a PAT for a Defensive Extra Point	Mark Roman, kick attempt by Seth Hanson (10/17/98 vs. Kentucky)
Blocked a punt	Travis Daniels vs. Western Illinois (9/13/03)
Blocked a punt for a safety	Jarvis Green, on an Andy Smith punt (10/16/99 at Kentucky)
Returned a blocked punt for TD.....	Ryan Clark, 1 yard, off Clarence LeBlanc block, (10/23/99 vs. Mississippi State)
Recovered an onside kick	vs. Auburn (12/1/01)
Recovered an onside kick to start the game	vs. Auburn (12/1/01)
Recorded a Safety (Team)	holding in the endzone (10/13/01 at Kentucky)
Recorded a Safety (Individual tackle)	James Gillyard, sacked Patrick Nix (9/16/95 vs. Auburn)

Opponent Returns/Special Teams

Returned a KO for a TD	Tim Carter, 100 yards (9/16/00 at Auburn)
Returned a Punt for a TD.....	Kendrick Shanklin, 56 yards (10/16/99 at Kentucky)
Returned an INT for a TD	Quinton Caver, 33 yards (11/24/00 at Arkansas)
Returned 3 INTs for TDs	3, by Alvis, Smith, Robinson (9/17/94 at Auburn)
Recovered a fumble in endzone for a TD	Chris Shelling (9/17/94 at Auburn)
Returned a fumble for a TD	Zeonte Sherman, 1 yard (9/6/03 at Arizona)
Blocked a FG	UL-Monroe (8/30/03)
Blocked a punt	2 at Virginia Tech 9/1/02
Blocked two punts	2 at Virginia Tech 9/1/02
Blocked a punt for a Safety	blocked Donnie Jones (9/1/02 at Virginia Tech)
Recorded a Safety (Team)	off blocked punt (9/1/02 at Virginia Tech)
Blocked a PAT (kick)	Illinois (1/1/02 in Sugar Bowl)
Returned a PAT for a Defensive Extra Point	Eric Kelly, off bad snap (10/17/98 vs. Kentucky)
Faked a field goal for a TD	Damon Duval, 1 yard run (9/18/99 vs. Auburn)
Recovered an onside kick	Western Illinois (9/13/03)

The Last Time LSU ...

IN THE SEC

Scoring

Scored 30 or more points.....	33 at Kentucky (11/9/02)
Scored 35 or more points.....	38 vs. South Carolina (10/19/02)
Scored 40 or more points.....	41 vs. Arkansas (11/23/01)
Scored 45 or more points.....	45 vs. Mississippi State-OT (10/21/00)
Scored 50 or more points.....	63 vs. Kentucky (11/1/97)
Scored 55 or more points.....	63 vs. Kentucky (11/1/97)
Scored 60 or more points.....	63 vs. Kentucky (11/1/97)

Total Offense

Had more than 400 total yards.....	477 at Kentucky (11/9/02)
Had more than 450 total yards.....	477 at Kentucky (11/9/02)
Had more than 500 total yards.....	518 vs. Arkansas (11/23/01)
Had more than 550 total yards.....	611 vs. Alabama (11/13/01)
Had more than 600 total yards.....	611 vs. Alabama (11/13/01)

Rushing Offense

Rushed for 150 or more yards.....	150 at Arkansas (11/29/02)
Rushed for 200 or more yards.....	213 at Kentucky (11/9/02)
Rushed for 250 or more yards.....	256 vs. Mississippi State (9/28/02)
Rushed for 300 or more yards.....	400 vs. Kentucky (11/1/97)
Rushed for 350 or more yards.....	400 vs. Kentucky (11/1/97)
Rushed for 400 or more yards.....	400 vs. Kentucky (11/1/97)
Rushed for 425 or more yards.....	426 vs. Ole Miss (10/30/76)

Passing Offense

Passed for 250 or more yards	264 at Kentucky (11/9/02)
Passed for 300 or more yards	359 vs. Arkansas (11/23/01)
Passed for 350 or more yards	359 vs. Arkansas (11/23/01)
Passed for 400 or more yards	528 vs. Alabama (11/3/01)
Passed for 450 or more yards	528 vs. Alabama (11/3/01)
Passed for 500 or more yards	528 vs. Alabama (11/3/01)

Scoring Defense

Allowed 0 points.....	0 at Mississippi State (10/20/01)
Allowed 3 or fewer points.....	0 at Mississippi State (10/20/01)
Allowed 7 or fewer points.....	7 at Florida (10/12/02)
Allowed 10 or fewer points.....	7 at Florida (10/12/02)
Allowed 14 or fewer points.....	14 vs. South Carolina (10/19/02)

Total Defense

Allowed fewer than 100 total yards	90 vs. Auburn (10/13/73)
Allowed fewer than 125 total yards	114 vs. Kentucky (10/19/85)
Allowed fewer than 150 total yards	144 vs. Arkansas (11/18/95)
Allowed fewer than 175 total yards	144 vs. Arkansas (11/18/95)
Allowed fewer than 200 total yards	188 vs. Ole Miss (11/16/96)
Allowed fewer than 225 total yards	207 vs. Vanderbilt (10/5/96)
Allowed fewer than 250 total yards	237 at Florida (10/12/02)
Allowed fewer than 275 total yards	275 vs. South Carolina (10/19/02)
Allowed fewer than 300 total yards	279 vs. Ole Miss (11/23/02)

Rushing Defense

Allowed 0 or fewer yards	minus-50 vs. Ole Miss (10/30/82)
Allowed 10 or fewer yards	minus-50 vs. Ole Miss (10/30/82)
Allowed 20 or fewer yards	minus-50 vs. Ole Miss (10/30/82)
Allowed 30 or fewer yards	21 vs. Auburn (9/19/98)
Allowed 40 or fewer yards	21 vs. Auburn (9/19/98)
Allowed 50 or fewer yards	50 vs. Tennessee (SECCG) (12/8/01)
Allowed 60 or fewer yards	50 vs. Tennessee (SECCG) (12/8/01)
Allowed 70 or fewer yards	50 vs. Tennessee (SECCG) (12/8/01)
Allowed 80 or fewer yards	61 vs. Ole Miss (11/23/02)
Allowed 90 or fewer yards	61 vs. Ole Miss (11/23/02)
Allowed 100 or fewer yards	61 vs. Ole Miss (11/23/02)

The Last Time LSU ...

IN THE SEC

Passing Defense

Allowed 0 passing yards	0 vs. Alabama (11/6/71)
Allowed 25 or fewer passing yards	23 at Alabama (11/27/93)
Allowed 50 or fewer passing yards	23 at Alabama (11/27/93)
Allowed 75 or fewer passing yards	61 vs. Alabama (11/9/96)
Allowed 100 or fewer passing yards	93 at Alabama (11/8/97)
Allowed 125 or fewer passing yards	105 vs. Auburn (10/26/02)
Allowed 150 or fewer passing yards	127 at Arkansas (11/29/02)
Allowed 175 or fewer passing yards	127 at Arkansas (11/29/02)
Allowed 200 or fewer passing yards	127 at Arkansas (11/29/02)

Rushing

Had a player rush for 100 or more yards	113 yards by Domanick Davis vs. South Carolina (10/19/02)
Had a player rush for 125 or more yards	173 by LaBrandon Toefield vs. Arkansas (11/23/01)
Had a player rush for 150 or more yards	173 by LaBrandon Toefield vs. Arkansas (11/23/01)
Had a player rush for 175 or more yards	201 by Kevin Faulk vs. Alabama (11/3/98)
Had a player rush for 200 or more yards	201 by Kevin Faulk vs. Alabama (11/3/98)
Had a player rush for 225 or more yards	232 by Cecil Collins vs. Auburn (9/20/97)
Had a player rush for 2 or more TD's	3 by LaBrandon Toefield vs. Arkansas (11/23/01)
Had a player rush for 3 or more TD's	3 by LaBrandon Toefield vs. Arkansas (11/23/01)
Had a player rush for 4 or more TD's	5 by Kevin Faulk at Kentucky (11/1/97)
Had a player rush for 5 or more TD's	5 by Kevin Faulk at Kentucky (11/1/97)

Passing

Had a player pass for 200 or more yards	203 by Marcus Randall at Arkansas (11/29/02)
Had a player pass for 225 or more yards	264 by Marcus Randall at Kentucky (11/9/02)
Had a player pass for 250 or more yards	264 by Marcus Randall at Kentucky (11/9/02)
Had a player pass for 275 or more yards	359 by Rohan Davey vs. Arkansas (11/23/01)
Had a player pass for 300 or more yards	359 by Rohan Davey vs. Arkansas (11/23/01)
Had a player pass for 325 or more yards	359 by Rohan Davey vs. Arkansas (11/23/01)
Had a player pass for 350 or more yards	359 by Rohan Davey vs. Arkansas (11/23/01)
Had a player pass for 375 or more yards	528 by Rohan Davey at Alabama (11/3/01)
Had a player pass for 400 or more yards	528 by Rohan Davey at Alabama (11/3/01)
Had a player pass for 425 or more yards	528 by Rohan Davey at Alabama (11/3/01)
Had a player pass for 450 or more yards	528 by Rohan Davey at Alabama (11/3/01)
Had a player pass for 500 or more yards	528 by Rohan Davey at Alabama (11/3/01)
Had a player pass for 2 or more TD's	2 by Marcus Randall vs. Ole Miss (11/23/02)
Had a player pass for 3 or more TD's	3 by Marcus Randall at Kentucky (11/9/02)
Had a player pass for 4 or more TD's	4 by Josh Booty vs. Alabama (11/4/2000)
Had a player complete 20 passes	35 by Rohan Davey at Alabama (11/3/02)
Had a player complete 25 passes	35 by Rohan Davey at Alabama (11/3/02)
Had a player complete 30 passes	35 by Rohan Davey at Alabama (11/3/02)
Had a player complete 35 passes	35 by Rohan Davey at Alabama (11/3/02)
Had a player throw 30 passes	34 by Rohan Davey vs. Auburn (12/1/01)
Had a player throw 35 passes	44 by Rohan Davey vs. Alabama (11/3/01)
Had a player throw 40 passes	44 by Rohan Davey vs. Alabama (11/3/01)
Had a player throw 45 passes	45 by Josh Booty vs. Georgia (10/2/99)
Had a player throw 50 passes	58 by Josh Booty vs. Auburn (9/18/99)

Receiving

Had a player with 10 receptions in a game	10 by Josh Reed vs. Auburn (12/1/01)
Had a player with 11 receptions in a game	19 by Josh Reed at Alabama (11/3/01)
Had a player with 12 receptions in a game	19 by Josh Reed at Alabama (11/3/01)
Had a player with 13 receptions in a game	19 by Josh Reed at Alabama (11/3/01)
Had a player with 14 receptions in a game	19 by Josh Reed at Alabama (11/3/01)
Had a player with 15 receptions in a game	19 by Josh Reed at Alabama (11/3/01)
Had a player receive 100 or more yards	201 by Devery Henderson at Kentucky (11/9/02)
Had a player receive 125 or more yards	201 by Devery Henderson at Kentucky (11/9/02)
Had a player receive 150 or more yards	201 by Devery Henderson at Kentucky (11/9/02)
Had a player receive 175 or more yards	201 by Devery Henderson at Kentucky (11/9/02)
Had a player receive 200 or more yards	201 by Devery Henderson at Kentucky (11/9/02)
Had a player receive 250 or more yards	293 by Josh Reed at Alabama (11/3/01)
Had a player receive 2 or more TD's	3 by Devery Henderson at Kentucky (11/9/02)
Had a player receive 3 or more TD's	3 by Devery Henderson at Kentucky (11/9/02)

Special Teams Defense

Player	Tot	Solo	Asst	Other
UL-Monroe				
Gino Giambelluca	2	1	1	
Steve Damen	2	1	1	
Jack Hunt	1	0	1	
Justin Vincent	1	1	0	
Devery Henderson	1	1	0	
Daniel Francis	1	1	0	
Bennie Brazell	1	0	1	
at Arizona				
Bennie Brazell	2	1	1	
Corey Webster	1	1	0	
Steve Damen	1	0	1	
Alley Broussard	1	1	0	
Gino Giambelluca	1	1	0	FF
Barrington Edwards	1	0	1	
Western Illinois				
Chris Jackson	2	2	0	
Michael Clayton	1	1	0	
Daniel Francis	1	1	0	
Georgia				
at Miss State				
Florida				
at South Carolina				
Auburn				
Louisiana Tech				
at Alabama				
at Ole Miss				
Arkansas				

Turnovers

OPPONENT	LSU					Opponent			
	Fum	Int	Tot	Pts Off	Margin	Fum	Int	Tot	Pts Off
UL-Monroe	1	1	2	7	+1	0	1	1	0
at Arizona	1	2	3	7	-1	3	1	4	7
Western Illinois	0	3	3	0	0	3	0	3	7
Georgia									
at Miss State									
Florida									
at South Carolina									
Auburn									
Louisiana Tech									
at Alabama									
at Ole Miss									
Arkansas									
TOTALS	2	6	8	14	0	6	2	8	14

LSU Big Plays

OPPONENT	Rushing				Passing				Special Teams	
	15+	20+	30+	40+	20+	30+	40+	50+	Block	Ret. TD
UL-Monroe	3	0	0	0	3	2	2	1	0	0
at Arizona	1	1	0	0	3	2	2	1	0	1
Western Illinois	3	1	1	0	4	2	1	0	2	0
Georgia										
at Miss State										
Florida										
at South Carolina										
Auburn										
Louisiana Tech										
at Alabama										
at Ole Miss										
Arkansas										
TOTALS	7	2	1	0	10	6	5	2	2	1

Opponent Big Plays

OPPONENT	Rushing				Passing				Special Teams	
	15+	20+	30+	40+	20+	30+	40+	50+	Block	Ret. TD
UL-Monroe	1	0	0	0	2	1	0	0	1	0
at Arizona	2	0	0	0	0	0	0	0	0	0
Western Illinois	0	0	0	0	3	1	1	0	1	0
Georgia										
at Miss State										
Florida										
at South Carolina										
Auburn										
Louisiana Tech										
at Alabama										
at Ole Miss										
Arkansas										
TOTALS	3	0	0	0	5	2	1	0	2	0

LSU Average Scoring Drives

OPPONENT	No.	Plays	Yards	Time	For TD	Plays	Yards	Time
UL-Monroe	6	4.3	49.7	1:40	6	4.3	49.7	1:40
at Arizona	8	6.9	51.1	2:48	7	7.2	58.4	2:53
Western Illinois	5	8.2	54.4	3:21	5	8.2	54.4	3:21
Georgia								
at Miss State								
Florida								
at South Carolina								
Auburn								
Louisiana Tech								
at Alabama								
at Ole Miss								
Arkansas								
TOTALS	19	6.5	51.7	2:36	18	6.6	54.2	2:58

Field Position					Opponents				
OPPONENT	No. of Drives	LSU			OPPONENT	No. of Drives	Opponents		
		Avg. Start	Inside 20	Past 50			Avg. Start	Inside 20	Past 50
UL-Monroe	14	Own 47	1	5	UL-Monroe	15	Own 22	3	0
at Arizona	14	Own 34	3	3	at Arizona	15	Own 26	1	2
Western Illinois	11	Own 40	1	3	Western Illinois	13	Own 29	2	2
Georgia					Georgia				
at Miss State					at Miss State				
Florida					Florida				
at South Carolina					at South Carolina				
Auburn					Auburn				
Louisiana Tech					Louisiana Tech				
at Alabama					at Alabama				
at Ole Miss					at Ole Miss				
Arkansas					Arkansas				
TOTALS	39	Own 40	5	11	TOTALS	43	Own 26	6	4

Drive Statistics															
OPPONENT	No.	LSU						OPPONENT	No.	Opponents					
		3 & Out	Pct.	Score	Pct.	TD	Pct.			3 & Out	Pct.	Score	Pct.	TD	Pct.
UL-Monroe	14	2	14.3	6	42.9	6	42.9	UL-Monroe	15	7	46.7	1	6.7	1	6.7
at Arizona	14	1	7.1	8	57.1	7	50.0	at Arizona	15	7	46.7	1	6.7	1	6.7
Western Illinois	11	1	9.1	5	45.5	5	45.5	Western Illinois	13	2	15.4	1	7.7	1	7.7
Georgia								Georgia							
at Miss State								at Miss State							
Florida								Florida							
at South Carolina								at South Carolina							
Auburn								Auburn							
Louisiana Tech								Louisiana Tech							
at Alabama								at Alabama							
at Ole Miss								at Ole Miss							
Arkansas								Arkansas							
TOTALS	39	4	10.2	19	48.5	18	46.1	TOTALS	43	16	36.3	3	7.0	3	7.0

In the Redzone													
OPPONENT	LSU						OPPONENT	Opponents					
	Inside 20	TD	Run/Pass	TD Pct.	FG	Pct.		Inside 20	TD	Run/Pass	TD Pct.	FG	Pct.
UL-Monroe	6	4	2/2	66.7	0	66.7	UL-Monroe	1	1	1/0	100.0	0	100.0
at Arizona	6	5	5/0	83.3	1	100.0	at Arizona	1	1	1/0	100.0	0	100.0
Western Illinois	7	4	1/3	57.1	0	57.1	Western Illinois	3	1	0/1	33.3	0	33.3
Georgia							Georgia						
at Miss State							at Miss State						
Florida							Florida						
at South Carolina							at South Carolina						
Auburn							Auburn						
Louisiana Tech							Louisiana Tech						
at Alabama							at Alabama						
at Ole Miss							at Ole Miss						
Arkansas							Arkansas						
TOTALS	19	13	8/5	69.0	1	74.6	TOTALS	5	3	2/1	77.8	0	77.8

3rd Down and ...																										
Yards	LSU										Yards	Opponents														
	ULM	Arz	WIU	UGa	MSU	UF	USC	AU	LTU	Ala.		UM	Ark.	Tot	ULM	Arz	WIU	UGa	MSU	UF	USC	AU	LTU	Ala.	UM	Ark.
1-3	5-6	2-2	1-1											1-3	1-6	1-2	1-3									
4-6	0-2	1-4	2-2											4-6	0-3	0-3	0-1									
7-9	1-6	2-4	1-3											7-9	1-2	0-2	2-3									
10-14	0-2	1-1	1-2											10-14	0-3	0-4	1-5									
15+	0-0	1-1	1-1											15+	0-1	0-2	0-4									
4+	1-10	5-8	5-9											4+	2-7	0-11	3-13									
7+	1-8	4-5	3-6											7+	1-6	0-9	4-12									
10+	0-2	2-2	2-3											10+	0-4	0-7	1-8									
TOT	6-16	7-12	6-9											TOT	2-15	1-13	4-16									

LSU Superlatives

Highs	
Points Scored	59 at Arizona (9/6)
Total Yards	481 at Arizona (9/6)
Rushing Yards	182 at Arizona (9/6)
Rushing Attempts	56 at Arizona (9/6)
Rushing TDs	5 at Arizona (9/6)
Passing Yards	306 vs. UL-Monroe (8/30)
Passes Completed	23 vs. Western Illinois (9/13)
Passes Attempted	35 vs. UL-Monroe (8/30)
Passing TDs	4 twice, last vs. Western Illinois (9/13)
Passes Intercepted	1 twice, last at Arizona (9/6)
First Downs	31 vs. Western Illinois (9/13)
Penalties	7 twice, last at Arizona (9/6)
Penalty Yards	60 at Arizona (9/6)
Sacks	2 three times, last vs. Western Illinois (9/13)
Lows	
Points Scored	35 vs. Western Illinois (9/13)
Total Yards	457 vs. Western Illinois (9/13)
Rushing Yards	152 vs. Western Illinois (9/13)
Rushing Attempts	43 twice, last vs. Western Illinois (9/13)
Rushing TDs	1 vs. Western Illinois (9/13)
Passing Yards	299 at Arizona (9/6)
Passes Completed	18 vs. UL-Monroe (8/30)
Passes Attempted	25 at Arizona (9/6)
Passing TDs	2 at Arizona (9/6)
Passes Intercepted	0 vs. Western Illinois (9/13)
First Downs	23 vs. UL-Monroe (8/30)
Penalties	3 vs. Western Illinois (9/13)
Penalty Yards	35 vs. Western Illinois (9/13)
Sacks	2 three times, last vs. Western Illinois (9/13)
Individual	
All-Purpose Yds	169 by Michael Clayton vs. UL-Monroe (8/30)
Rushing Yards	129 by Shyrone Carey vs. Western Illinois (9/13)
Rushing Carries	21 by Shyrone Carey vs. Western Illinois (9/13)
Rushing TDs	2 by Joseph Addai at Arizona (9/6)
Longest Rush	32 by Shyrone Carey vs. Western Illinois (9/13)
Passing Yards	305 by Matt Mauck vs. Western Illinois (9/13)
Pass Completions	23 by Matt Mauck vs. Western Illinois (9/13)
Passing Attempts	33 by Matt Mauck vs. Western Illinois (9/13)
Passes Intercepted	1 twice, last by Marcus Randall at Arizona (9/6)
Passing TDs	4 by Matt Mauck vs. Western Illinois (9/13)
Longest Pass	66 by Matt Mauck vs. UL-Monroe (8/30)
Receiving Yards	162 by Michael Clayton vs. Western Illinois (9/13)
Receptions	11 by Michael Clayton vs. Western Illinois (9/13)
Receiving TDs	2 by Michael Clayton vs. UL-Monroe (8/30)
Longest Reception	66 by Michael Clayton vs. UL-Monroe (8/30)
FG's Made	1 by Ryan Gaudet at Arizona (9/6)
FG's Attempted	1 by two players
Longest FG Made	47 yards by Ryan Gaudet at Arizona (9/6)
PAT's	5 by Ryan Gaudet at Arizona (9/6)
Punts	4 by Donnie Jones vs. UL-Monroe (8/30)
Punts Average	47.0 by Donnie Jones at Arizona (9/6)
Longest Punt	53 by Donnie Jones vs. UL-Monroe (8/30)
Punt Return Yds	82 by Shyrone Carey vs. UL-Monroe (8/30)
Longest Punt Ret.	62 by Skyler Green at Arizona (9/6)
KO Return Yards	41 by Skyler Green at Arizona (9/6)
Longest KO Ret.	40 by Bennie Brazell vs. UL-Monroe (8/30)
Total Tackles	9 by Jack Hunt vs. UL-Monroe (8/30)
Tackles for Loss	3 by two players
Sacks	1 by four players
Interceptions	2 by Corey Webster vs. Western Illinois (9/13)
Int. Return Yards	31 by Jack Hunt vs. UL-Monroe (8/30)

Opponent Superlatives

Highs	
Points Scored	13 by Arizona (9/6)
Total Yards	240 by UL-Monroe (8/30)
Rushing Yards	91 by Arizona (9/6)
Rushing Attempts	27 by Arizona (9/6)
Rushing TDs	1 twice, last by Arizona (9/6)
Passing Yards	195 by Western Illinois (9/13)
Passes Completed	17 by Western Illinois (9/13)
Passes Attempted	39 by Western Illinois (9/13)
Passing TDs	1 by Western Illinois (9/13)
Passes Intercepted	3 by Western Illinois (9/13)
First Downs	12 by Western Illinois (9/13)
Penalties	12 by Western Illinois (9/13)
Penalty Yards	91 by Arizona (9/6)
Sacks	3 by Arizona (9/6)
Lows	
Points Scored	7 twice, last by Western Illinois (9/13)
Total Yards	182 by Arizona (9/6)
Rushing Yards	13 by Western Illinois (9/13)
Rushing Attempts	25 by Western Illinois (9/13)
Rushing TDs	1 twice, last by Arizona (9/6)
Passing Yards	91 by Arizona (9/6)
Passes Completed	10 by Arizona (9/6)
Passes Attempted	32 by Arizona (9/6)
Passing TDs	0 twice, last by Arizona (9/6)
Passes Intercepted	1 by UL-Monroe (8/30)
First Downs	10 by Arizona (9/6)
Penalties	10 by UL-Monroe (8/30)
Penalty Yards	52 by UL-Monroe (8/30)
Sacks	
Individual	
All-Purpose Yds	104 by Kevin Payne of UL-Monroe (8/30)
Rushing Yards	64 by Kevin Payne of UL-Monroe (8/30)
Rushing Carries	16 twice, last by T. Glasford of W. Illinois (9/13)
Rushing TDs	1 twice, last by Clarence Farmer of Arizona (9/6)
Longest Rush	28 by Clarence Farmer of Arizona (9/6)
Passing Yards	195 by Russ Michna of Western Illinois (9/13)
Pass Completions	17 by Russ Michna of Western Illinois (9/13)
Passing Attempts	39 by Russ Michna of Western Illinois (9/13)
Passes Intercepted	3 by Russ Michna of Western Illinois (9/13)
Passing TDs	1 by Russ Michna of Western Illinois (9/13)
Longest Pass	43 by Russ Michna of Western Illinois (9/13)
Receiving Yards	46 by Mark Vincent of UL-Monroe (8/30)
Receptions	5 twice, last by Terrence Hall of W. Illinois (9/13)
Receiving TDs	1 by Terrence Hall of Western Illinois (9/13)
Longest Reception	43 by Jermaine High of Western Illinois (9/13)
FG's Made	n/a
FG's Attempted	1 by Justin Langan of Western Illinois (9/13)
Longest FG Made	n/a
PAT's	1 three times, last by Langan of W. Illinois (9/13)
Punts	8 by James Molina of Arizona (9/6)
Punts Average	40.1 by James Molina of Arizona (9/6)
Longest Punt	56 by Joel Stelly of UL-Monroe (8/30)
Punt Return Yards	6 by Mike Jefferson of Arizona (9/6)
Longest Punt Ret.	6 by Mike Jefferson of Arizona (9/6)
KO Return Yards	79 by S. Steptoe of Arizona (9/6)
Longest KO Ret.	34 by S. Steptoe of Arizona (9/6)
Total Tackles	13 by Darrell Brooks of Arizona (9/6)
Tackles for Loss	3 by Andre Torrey of Arizona (9/6)
Sacks	1 by four players
Interceptions	1 by two players, last D. Brooks of Arizona (9/6)
Int. Return Yards	n/a

Statistics

GAME-BY-GAME

Passing

<u>Matt Mauck</u>	<u>Att</u>	<u>Cmp</u>	<u>Int</u>	<u>Yds</u>	<u>TD</u>	<u>Lng</u>
UL-Monroe	28	13	1	153	3	40
at Arizona	11	10	0	150	1	48
Western Illinois	33	23	0	305	4	40
Georgia						
at Miss State						
Florida						
at South Carolina						
Auburn						
Louisiana Tech						
at Alabama						
at Ole Miss						
Arkansas						

<u>Marcus Randall</u>	<u>Att</u>	<u>Cmp</u>	<u>Int</u>	<u>Yds</u>	<u>TD</u>	<u>Lng</u>
UL-Monroe	7	5	0	153	1	66
at Arizona	14	9	1	149	1	55
Western Illinois	0	0	0	0	0	0
Georgia						
at Miss State						
Florida						
at South Carolina						
Auburn						
Louisiana Tech						
at Alabama						
at Ole Miss						
Arkansas						

Rushing

<u>Joseph Addai</u>	<u>Att</u>	<u>Gn</u>	<u>Ls</u>	<u>Net</u>	<u>TD</u>	<u>Lng</u>
UL-Monroe	15	81	0	81	0	19
at Arizona	18	86	0	86	2	11
Western Illinois	8	37	8	29	0	15
Georgia						
at Miss State						
Florida						
at South Carolina						
Auburn						
Louisiana Tech						
at Alabama						
at Ole Miss						
Arkansas						

<u>Shyrone Carey</u>	<u>Att</u>	<u>Gn</u>	<u>Ls</u>	<u>Net</u>	<u>TD</u>	<u>Lng</u>
UL-Monroe	3	11	0	11	1	7
at Arizona	10	50	1	49	1	11
Western Illinois	21	129	5	124	1	32
Georgia						
at Miss State						
Florida						
at South Carolina						
Auburn						
Louisiana Tech						
at Alabama						
at Ole Miss						
Arkansas						

<u>Justin Vincent</u>	<u>Att</u>	<u>Gn</u>	<u>Ls</u>	<u>Net</u>	<u>TD</u>	<u>Lng</u>
UL-Monroe	8	40	0	40	0	10
at Arizona	6	18	0	18	1	7
Western Illinois	6	8	2	6	0	3
Georgia						
at Miss State						
Florida						
at South Carolina						
Auburn						
Louisiana Tech						
at Alabama						
at Ole Miss						
Arkansas						

<u>Alley Brouard</u>	<u>Att</u>	<u>Gn</u>	<u>Ls</u>	<u>Net</u>	<u>TD</u>	<u>Lng</u>
UL-Monroe	7	11	0	11	1	6
at Arizona	4	6	9	-3	0	4
Western Illinois	-- DNP --					
Georgia						
at Miss State						
Florida						
at South Carolina						
Auburn						
Louisiana Tech						
at Alabama						
at Ole Miss						
Arkansas						

<u>Barrington Edwards</u>	<u>Att</u>	<u>Gn</u>	<u>Ls</u>	<u>Net</u>	<u>TD</u>	<u>Lng</u>
UL-Monroe	-- DNP --					
at Arizona	9	40	6	34	0	22
Western Illinois	0	0	0	0	0	0
Georgia						
at Miss State						
Florida						
at South Carolina						
Auburn						
Louisiana Tech						
at Alabama						
at Ole Miss						
Arkansas						

<u>Matt Mauck</u>	<u>Att</u>	<u>Gn</u>	<u>Ls</u>	<u>Net</u>	<u>TD</u>	<u>Lng</u>
UL-Monroe	7	22	12	10	0	8
at Arizona	4	5	15	-10	1	4
Western Illinois	5	9	7	2	0	6
Georgia						
at Miss State						
Florida						
at South Carolina						
Auburn						
Louisiana Tech						
at Alabama						
at Ole Miss						
Arkansas						

Statistics

GAME-BY-GAME

Receiving

<u>Michael Clayton</u>	<u>Rec</u>	<u>Yds</u>	<u>TD</u>	<u>Lng</u>
UL-Monroe	6	152	2	66
at Arizona	6	109	1	48
Western Illinois	11	162	1	27
Georgia				
at Miss State				
Florida				
at South Carolina				
Auburn				
Louisiana Tech				
at Alabama				
at Ole Miss				
Arkansas				

<u>Devery Henderson</u>	<u>Rec</u>	<u>Yds</u>	<u>TD</u>	<u>Lng</u>
UL-Monroe	4	32	1	15
at Arizona	3	75	1	55
Western Illinois	6	65	1	16
Georgia				
at Miss State				
Florida				
at South Carolina				
Auburn				
Louisiana Tech				
at Alabama				
at Ole Miss				
Arkansas				

<u>Skyler Green</u>	<u>Rec</u>	<u>Yds</u>	<u>TD</u>	<u>Lng</u>
UL-Monroe	2	14	0	8
at Arizona	2	28	0	19
Western Illinois	3	54	2	40
Georgia				
at Miss State				
Florida				
at South Carolina				
Auburn				
Louisiana Tech				
at Alabama				
at Ole Miss				
Arkansas				

<u>Bennie Brazell</u>	<u>Rec</u>	<u>Yds</u>	<u>TD</u>	<u>Lng</u>
UL-Monroe	0	0	0	0
at Arizona	0	0	0	0
Western Illinois	0	0	0	0
Georgia				
at Miss State				
Florida				
at South Carolina				
Auburn				
Louisiana Tech				
at Alabama				
at Ole Miss				
Arkansas				

<u>Eric Edwards</u>	<u>Rec</u>	<u>Yds</u>	<u>TD</u>	<u>Lng</u>
UL-Monroe	0	0	0	0
at Arizona	0	0	0	0
Western Illinois	1	5	0	5
Georgia				
at Miss State				
Florida				
at South Carolina				
Auburn				
Louisiana Tech				
at Alabama				
at Ole Miss				
Arkansas				

<u>Demetri Robinson</u>	<u>Rec</u>	<u>Yds</u>	<u>TD</u>	<u>Lng</u>
UL-Monroe	1	15	0	15
at Arizona	0	0	0	0
Western Illinois	0	0	0	0
Georgia				
at Miss State				
Florida				
at South Carolina				
Auburn				
Louisiana Tech				
at Alabama				
at Ole Miss				
Arkansas				

<u>Joseph Addai</u>	<u>Rec</u>	<u>Yds</u>	<u>TD</u>	<u>Lng</u>
UL-Monroe	2	21	1	17
at Arizona	1	-1	0	0
Western Illinois	0	0	0	0
Georgia				
at Miss State				
Florida				
at South Carolina				
Auburn				
Louisiana Tech				
at Alabama				
at Ole Miss				
Arkansas				

<u>Dwayne Bowe</u>	<u>Rec</u>	<u>Yds</u>	<u>TD</u>	<u>Lng</u>
UL-Monroe	2	39	0	24
at Arizona	3	32	0	14
Western Illinois	0	0	0	0
Georgia				
at Miss State				
Florida				
at South Carolina				
Auburn				
Louisiana Tech				
at Alabama				
at Ole Miss				
Arkansas				

Statistics

GAME-BY-GAME

Return Yardage

	Kickoff returns			Punt returns		
	<u>No.</u>	<u>Yds</u>	<u>Lng</u>	<u>No.</u>	<u>Yds</u>	<u>Lng</u>
<u>Shyrone Carey</u>						
UL-Monroe	0	0	0	4	82	33
at Arizona	0	0	0	5	58	35
Western Illinois	0	0	0	3	27	16
Georgia						
at Miss State						
Florida						
at South Carolina						
Auburn						
Louisiana Tech						
at Alabama						
at Ole Miss						
Arkansas						

	Kickoff returns			Punt returns		
	<u>No.</u>	<u>Yds</u>	<u>Lng</u>	<u>No.</u>	<u>Yds</u>	<u>Lng</u>
<u>Skyler Green</u>						
UL-Monroe	1	32	1	0	0	0
at Arizona	2	41	26	1	62	62
Western Illinois	0	0	0	0	0	0
Georgia						
at Miss State						
Florida						
at South Carolina						
Auburn						
Louisiana Tech						
at Alabama						
at Ole Miss						
Arkansas						

	Kickoff returns			Punt returns		
	<u>No.</u>	<u>Yds</u>	<u>Lng</u>	<u>No.</u>	<u>Yds</u>	<u>Lng</u>
<u>Bennie Brazell</u>						
UL-Monroe	1	40	40	0	0	0
at Arizona	0	0	0	0	0	0
Western Illinois	0	0	0	0	0	0
Georgia						
at Miss State						
Florida						
at South Carolina						
Auburn						
Louisiana Tech						
at Alabama						
at Ole Miss						
Arkansas						

Punting

	<u>No.</u>	<u>Yds</u>	<u>Avg</u>	<u>Lng</u>	<u>I-20</u>
<u>Donnie Jones</u>					
UL-Monroe	4	158	39.5	53	2
at Arizona	2	94	47.0	52	0
Western Illinois	0	0	0	0	0
Georgia					
at Miss State					
Florida					
at South Carolina					
Auburn					
Louisiana Tech					
at Alabama					
at Ole Miss					
Arkansas					

Field Goals

	<u>Made</u>	<u>Missed</u>
<u>Ryan Gaudet</u>		
UL-Monroe	none	34
at Arizona	47	none
Western Illinois	none	45
Georgia		
at Miss State		
Florida		
at South Carolina		
Auburn		
Louisiana Tech		
at Alabama		
at Ole Miss		
Arkansas		

Statistics

GAME-BY-GAME

Defense

<u>Tackles (UT-AT-TOT)</u>	<u>ULM</u>	<u>Arz.</u>	<u>WIU</u>	<u>UGa</u>	<u>MSU</u>	<u>UF</u>	<u>USC</u>	<u>AU</u>	<u>LTU</u>	<u>Ala.</u>	<u>UM</u>	<u>Ark.</u>
Eric Alexander, LB	2-1-3	2-0-2	4-1-5									
Nick Child, CB	0-0-0	1-0-1	0-0-0									
Michael Clayton, SS	0-0-0	1-0-1	1-0-1									
Jessie Daniels, DB	4-1-5	2-1-3	2-1-3									
Travis Daniels, SS	2-3-5	1-0-1	0-0-0									
Willie Demps, LB	0-0-0	1-0-1	0-0-0									
Daniel Francis, DB	0-0-0	0-0-0	1-0-1									
Randall Gay, CB	3-0-3	0-0-0	0-0-0									
Keron Gordon, DB	0-0-0	1-0-1	0-0-0									
Marquise Hill, DE	1-1-2	3-1-4	0-2-2									
Jack Hunt, FS	4-5-9	1-1-2	1-1-2									
LaRon Landry, DB	2-1-3	2-0-2	0-1-1									
Chad Lavalais, DT	0-1-1	0-1-1	2-1-3									
Jason LeDoux, LB	0-0-0	2-1-3	0-0-0									
Adrian Mayes, LB	1-0-1	0-0-0	1-1-2									
Melvin Oliver, DT	0-1-1	1-2-3	0-0-0									
Dave Peterson, LB	1-0-1	2-0-2	0-0-0									
Kirston Pittman, DE	0-2-2	0-1-1	0-0-0									
Ronnie Prude, CB	0-1-1	3-0-3	2-3-5									
Marcus Spears, DE	1-0-1	3-0-3	2-0-2									
Carnell Stewart, DT	0-0-0	0-0-0	0-0-0									
Lionel Turner, LB	5-3-8	3-1-4	4-0-4									
Cameron Vaughn, LB	3-1-4	2-3-5	3-2-5									
Corey Webster, CB	1-0-1	3-1-4	2-0-2									
Brian West, DE	0-0-0	0-0-0	2-0-2									
Kyle Williams, DT	0-1-1	0-1-1	0-1-1									
Torran Williams, DT	0-2-2	1-0-1	0-0-0									
Ryan Willis, DE	0-0-0	1-1-2	0-0-0									
Bryce Wyatt, DT	2-0-2	0-1-1	0-3-3									

<u>TFL-Yards</u>	<u>ULM</u>	<u>Arz.</u>	<u>WIU</u>	<u>UGa</u>	<u>MSU</u>	<u>UF</u>	<u>USC</u>	<u>AU</u>	<u>LTU</u>	<u>Ala.</u>	<u>UM</u>	<u>Ark.</u>
Eric Alexander, LB	1.0-5	0-0	1.5/7									
Jessie Daniels, DB	0-0	0-0	1.0/4									
Travis Daniels, SS	1.0-4	0-0	1.5/6									
Willis Demps, LB	0-0	1.0/2	0-0									
Marquise Hill, DE	0-0	0-0	0.5/1									
Jack Hunt, SS	0-0	0.5/1	0.5/1									
LaRon Landry, DB	1.0-10	0-0	0-0									
Chad Lavalais, DT	0-0	0-0	3.0/17									
Dave Peterson, LB	1.0-4	1.5/3	0-0									
Marcus Spears, DE	0-0	3.0/7	1.0/0									
Lionel Turner, LB	1.0-1	1.0-11	0-0									
Cameron Vaughn, LB	0-0	0-0	0.5/2									
Corey Webster, CB	0-0	0-0	1.0/3									
Brian West, DE	0-0	0-0	1.0/3									
Kyle Williams, DE	0-0	0-0	0.5/4									
Torran Williams, DL	0-0	1.0/3	0-0									
Bryce Wyatt, DT	2.0-4	0.5/0	0-0									

<u>Sacks-Yards</u>	<u>ULM</u>	<u>Arz.</u>	<u>WIU</u>	<u>UGa</u>	<u>MSU</u>	<u>UF</u>	<u>USC</u>	<u>AU</u>	<u>LTU</u>	<u>Ala.</u>	<u>UM</u>	<u>Ark.</u>
Eric Alexander, LB	1.0-5	0-0	1/7									
LaRon Landry, DB	1.0-10	0-0	0-0									
Chad Lavalais, DT	0-0	0-0	1/7									
Marcus Spears, DE	0-0	1.0/3	0-0									
Lionel Turner, LB	0-0	1.0/11	0-0									

Matt Mauck • Quarterback

	Career	2003 Season		Career	2003 Season
20 completion games	.1	.1	200-yard passing games	.2	.1
25 completion games	.0	.0	250-yard passing games	.1	.1
Two touchdown games	.5	.2	300-yard passing games	.1	.1
Three touchdown games	.4	.2	50-yard rushing games	.1	.0
Two TD rushing games	.1	.0	75-yard rushing games	.0	.0
	Career Highs			2003 Season Highs	
Attempts	35 vs. Virginia Tech (9/1/02)		Attempts	33 vs. Western Illinois (9/13)	
Completions	23 vs. Western Illinois (9/13/03)		Completions	23 vs. Western Illinois (9/13)	
Yards	305 vs. Western Illinois (9/13/03)		Yards	305 vs. Western Illinois (9/13)	
Touchdowns	4 vs. Western Illinois (9/13/03)		Touchdowns	4 vs. Western Illinois (9/13)	
Longest Completion	48 at Arizona (9/6/03)		Longest Completion	48 at Arizona (9/6)	
Interceptions	2 vs. Florida (10/6/01)		Interceptions	1 vs. UL-Monroe (8/30)	
Carries	15 vs. Florida (10/12/02)		Carries	7 vs. UL-Monroe (8/30)	
Rushing Yards	67 vs. Florida (10/12/02)		Rushing Yards	22 vs. UL-Monroe (8/30)	

Marcus Randall • Quarterback

	Career	2003 Season		Career	2003 Season
20 completion games	.0	.0	200-yard passing games	.2	.0
25 completion games	.0	.0	250-yard passing games	.1	.0
Two touchdown games	.2	.0	50-yard rushing games	.3	.0
Two TD rushing games	.0	.0	75-yard rushing games	.1	.0
	Career Highs			2003 Season Highs	
Attempts	45 vs. Texas (1/1/03)		Attempts	14 at Arizona (9/6)	
Completions	19 vs. Texas (1/1/03)		Completions	9 at Arizona (9/6)	
Yards	264 vs. Kentucky (11/9/02)		Yards	153 vs. UL-Monroe (8/30)	
Touchdowns	3 vs. Kentucky (11/9/02)		Touchdowns	1 twice, last at Arizona (9/6)	
Longest Completion	75 vs. Kentucky (11/9/02)		Longest Completion	66 vs. UL-Monroe (8/30)	
Interceptions	4 vs. Auburn (10/26/02)		Interceptions	1 at Arizona (9/6)	
Carries	16 vs. Auburn (10/26/02)		Carries	3 at Arizona (9/6)	
Rushing Yards	78 vs. Texas (1/1/03)		Rushing Yards	5 vs. Western Illinois (9/13)	

Joseph Addai • Running Back

	Career	2003 Season		Career	2003 Season
20 carry games	.0	.0	100-yard rushing games	.0	.0
Two touchdown games	.2	.1	5 reception games	.0	.0
Three touchdown games	.0	.0	50-yard receiving games	.0	.0
	Career Highs			2003 Season Highs	
Carries	18 at Arizona (9/6/03)		Carries	18 at Arizona (9/6)	
Yards Rushing	98 vs. UL-Lafayette (10/5/02)		Yards Rushing	86 at Arizona (9/6)	
Touchdowns (rush)	2 twice, last at Arizona (9/6/03)		Touchdowns (rush)	2 at Arizona (9/6)	
Longest Rush	63 vs. Kentucky (11/9/03)		Longest Rush	19 vs. UL-Monroe (8/30)	
Receptions	2 vs. UL-Lafayette (10/5/02)		Receptions	2 vs. UL-Monroe (8/30)	
Yards Receiving	50 vs. UL-Lafayette (10/5/02)		Yards Receiving	21 vs. UL-Monroe (8/30)	
Longest Reception	42 vs. UL-Lafayette (10/5/02)		Longest Reception	17 vs. UL-Monroe (8/30)	
Touchdowns (rec)	1 vs. UL-Monroe (8/30/03)		Touchdowns (rec)	1 vs. UL-Monroe (8/30)	
All-Purpose Yards	148 vs. UL-Lafayette (10/5/02)		All-Purpose Yards	102 vs. UL-Monroe (8/30)	

Shyrone Carey • Running Back

	Career	2003 Season		Career	2003 Season
20 carry games	.1	.1	100-yard rushing games	.1	.1
Two touchdown games	.0	.0	5 reception games	.0	.0
Three touchdown games	.0	.0	50-yard receiving games	.0	.0
	Career Highs			2003 Season Highs	
Carries	21 vs. Western Illinois (9/13/03)		Carries	21 vs. Western Illinois (9/13/03)	
Yards Rushing	129 vs. Western Illinois (9/13/03)		Yards Rushing	129 vs. Western Illinois (9/13/03)	
Touchdowns (rush)	1 four times, last vs. Western Illinois (9/13/03)		Touchdowns (rush)	1 three times, last vs. Western Illinois (9/13/03)	
Longest Rush	42 vs. South Carolina (10/19/02)		Longest Rush	32 vs. Western Illinois (9/13/03)	
Receptions	2 vs. UL-Lafayette (10/5/02)		Receptions	1 vs. Western Illinois (9/13/03)	
Yards Receiving	12 vs. UL-Lafayette (10/5/02)		Yards Receiving	10 vs. Western Illinois (9/13/03)	
Longest Reception	12 vs. UL-Lafayette (10/5/02)		Longest Reception	10 vs. Western Illinois (9/13/03)	
Longest Kick Return	19 twice, last vs. Texas (1/1/03)		Longest Kick Return	n/a	
Longest Punt Return	35 at Arizona (9/6/03)		Longest Punt Return	35 at Arizona (9/6/03)	
All-Purpose Yards	161 vs. Western Illinois (9/13/03)		All-Purpose Yards	161 vs. Western Illinois (9/13/03)	

Michael Clayton • Wide Receiver

	Career	2003 Season		Career	2003 Season
5-reception games	.15	.3	50-yard receiving games	.19	.3
10-reception games	.1	.1	75-yard receiving games	.14	.3
Two touchdown games	.4	.1	100-yard receiving games	.5	.3
	Career Highs			2003 Season Highs	
Receptions	11 vs. Western Illinois (9/13/03)		Receptions	11 vs. Western Illinois (9/13)	
Yards Receiving	162 vs. Western Illinois (9/13/03)		Yards Receiving	162 vs. Western Illinois (9/13)	
Longest Reception	67 vs. Tennessee (9/29/01)		Longest Reception	66 vs. UL-Monroe (8/30)	
Touchdowns (rec)	2 four times, last vs. UL-Monroe (8/30/03)		Touchdowns (rec)	2 vs. UL-Monroe (8/30)	
Carries	1 three times, last vs. UL-Monroe (8/30/03)		Carries	1 twice, last at Arizona (9/6)	
Yards Rushing	29 vs. Ole Miss (10/27/01)		Yards Rushing	17 vs. UL-Monroe (8/30)	
Longest Rush	29 vs. Ole Miss (10/27/01)		Longest Rush	17 vs. UL-Monroe (8/30)	
Touchdowns (rush)	1 vs. Ole Miss (10/27/01)		Touchdowns (rush)	n/a	
All-Purpose Yards	169 vs. UL-Monroe (8/30/03)		All-Purpose Yards	169 vs. UL-Monroe (8/30)	

Devery Henderson • Wide Receiver

	Career	2003 Season		Career	2003 Season
5-reception games	.2	.1	50-yard receiving games	.3	.2
10-reception games	.0	.0	100-yard receiving games	.1	.0
Two touchdown games	.2	.0	150-yard receiving games	.1	.0
	Career Highs			2003 Season Highs	
Carries	19 vs. Tulane (9/1/01)		Carries	1 three times, last vs. Western Illinois (9/13)	
Yards Rushing	86 vs. Florida (10/6/01)		Yards Rushing	13 vs. Western Illinois (9/13)	
Touchdowns (rush)	1 three times, last vs. Miss. State (10/20/01)		Touchdowns (rush)	n/a	
Longest Rush	50 vs. Florida (10/6/01)		Longest Rush	13 vs. Western Illinois (9/13)	
Receptions	6 vs. Western Illinois (9/13/03)		Receptions	6 vs. Western Illinois (9/13)	
Yards Receiving	201 vs. Kentucky (11/9/02)		Yards Receiving	75 at Arizona (9/6)	
Longest Reception	75 vs. Kentucky (11/9/02)		Longest Reception	55 at Arizona (9/6)	
Touchdowns (rec)	3 vs. Kentucky (11/9/02)		Touchdowns (rec)	1 three times, last vs. Western Illinois (9/13)	
Longest Kick Return	69 vs. UL-Lafayette (10/5)		Longest Kick Return	33 vs. Western Illinois (9/13)	
All-Purpose Yards	298 vs. Kentucky (11/9/02)		All-Purpose Yards	111 vs. Western Illinois (9/13)	

Skyler Green • Wide Receiver

	Career	2003 Season		Career	2003 Season
5-reception games	.0	.0	50-yard receiving games	.2	.1
10-reception games	.0	.0	75-yard receiving games	.1	.0
Two touchdown games	.1	.1	100-yard receiving games	.0	.0
	Career Highs			2003 Season Highs	
Receptions	3 three times, last vs. Western Illinois (9/13/03)		Receptions	3 vs. Western Illinois (9/13)	
Yards Receiving	92 at Arkansas (11/27/02)		Yards Receiving	54 vs. Western Illinois (9/13)	
Longest Reception	67 at Arkansas (11/27/02)		Longest Reception	40 vs. Western Illinois (9/13)	
Touchdowns (rec)	2 vs. Western Illinois (9/13/03)		Touchdowns (rec)	2 vs. Western Illinois (9/13)	
Longest Kick Return	32 vs. UL-Monroe (8/30/03)		Longest Kick Return	32 vs. UL-Monroe (8/30)	
Longest Punt Return	62 at Arizona (9/6/03)		Longest Punt Return	62 at Arizona (9/6)	
All-Purpose Yards	131 at Arizona (9/6/03)		All-Purpose Yards	131 at Arizona (9/6)	

Eric Edwards • Tight End

	Career	2003 Season		Career	2003 Season
5 reception games	.0	.0	One touchdown games	.4	.0
50-yard receiving games	.1	.0	Two touchdown games	.0	.0
	Career Highs			2003 Season Highs	
Receptions	2 twice, last vs. Alabama (11/16/02)		Receptions	1 vs. Western Illinois (9/13)	
Yards Receiving	59 vs. Kentucky (9/14/00)		Yards Receiving	5 vs. Western Illinois (9/13)	
Longest Reception	34 vs. Kentucky (9/14/00)		Longest Reception	5 vs. Western Illinois (9/13)	
Touchdowns	1 four times, last vs. Miss. St. (10/20/01)		Touchdowns	n/a	

Game	UL-MONROE	7
1	#14/15 LSU	49

Aug. 30, 2003 • Baton Rouge, La. • 89,148

LSU's Rolls Past UL-Monroe, 49-7

Matt Mauck threw three touchdown passes, Joseph Addai rushed for 81 yards and Michael Clayton caught six passes for 152 yards and a pair of TD passes as LSU rolled to a 49-7 win over Louisiana-Monroe in the season-opener for both teams. The game was only four minutes old when a thunderstorm rolled into Baton Rouge and caused a 39-minute delay because of lightning. After a scoreless first quarter, Mauck then threw three TD passes over the final seven minutes of the second quarter to put the Tigers up 21-0 at halftime. Shyrone Carey added a 1-yard run midway through the third quarter to give LSU a 28-0 advantage and the Tigers stretched the margin to 35-0 with a 31-yard interception return just 16 seconds later. Louisiana-Monroe scored its only points of the contest on a 12-yard run by Kevin Payne with 14:10 left in the fourth quarter. Freshman Alley Broussard capped the scoring for the Tigers with a 1-yard run with 10:39 left in the contest. For the game, the Tigers racked up 474 yards of offense (306 passing, 168 rushing) compared to just 240 yard for the Indians (59 rushing, 181 passing).

Scoring

ULM	0	0	0	7	-7
LSU	0	21	21	7	-49

LSU	6:37	2Q	Henderson 8 pass from Mauck (Gaudet kick)
LSU	4:55	2Q	Addai 17 pass from Mauck (Gaudet kick)
LSU	0:07	2Q	Clayton 40 pass from Mauck (Gaudet kick)
LSU	7:16	3Q	Carey 1 run (Gaudet kick)
LSU	7:00	3Q	Hunt 31 interception return (Jackson kick)
LSU	2:52	3Q	Clayton 66 pass from Randall (Jackson kick)
ULM	14:10	4Q	Payne 12 run (Kuecker kick)
LSU	10:39	4Q	Broussard 1 run (Jackson kick)

Team Stats

	ULM	LSU
FIRST DOWNS	11	23
RUSHING	4	10
PASSING	6	12
PENALTY	1	1
RUSHING ATTEMPTS	26	43
YARDS GAINED RUSHING	87	182
YARDS LOST RUSHING	28	14
NET YARDS RUSHING	59	168
NET YARDS PASSING	181	306
PASSES ATTEMPTED	34	35
PASSES COMPLETED	15	18
HAD INTERCEPTED	1	1
TOTAL OFFENSIVE PLAYS	60	78
TOTAL NET YARDS	240	474
AVERAGE GAIN PER PLAY	4.0	6.1
FUMBLES/LOST	1-1	2-0
PENALTIES/YARDS	10-52	7-48
INTERCEPTIONS/YARDS	1-0	1-31
PUNTS/YARDS	10-368	4-158
AVERAGE PER PUNT	36.8	39.5
PUNT RETURNS/YARDS	0-0	5-82
KICKOFF RETURNS/YARDS	6-98	2-72
POSSESSION TIME	24:45	35:15
THIRD-DOWN CONVERSIONS	2 of 15	6 of 15
FOURTH-DOWN CONVERSIONS	2 of 3	2 of 3
SACKS BY	0-0	2-15

LSU

RUSHING	Att.	Gain	Lost	Net	TD	Long
Joseph Addai	15	81	0	81	0	19
Justin Vincent	8	40	0	40	0	10
Michael Clayton	1	17	0	17	0	17
Alley Broussard	7	11	0	11	1	6
Shyrone Carey	3	11	0	11	1	7
Matt Mauck	7	22	12	10	0	8
Marcus Randall	1	0	1	-1	0	0
Dev. Henderson	1	0	1	-1	0	0

PASSING	Att.	Comp	Int	yds	TD	Long	Sacks
Matt Mauck	28	13	1	153	3	40	0
Marcus Randall	7	5	0	153	1	66	0

RECEIVING	No.	Yds.	TD	Long
Michael Clayton	6	152	2	66
D. Henderson	4	32	1	15
Dwayne Bowe	2	39	0	24
Joseph Addai	2	21	1	17
Skyler Green	2	14	0	8
David Jones	1	33	0	33
D. Robinson	1	15	0	15

PUNTING	No.	Yds.	Avg.	Long	I20
Donnie Jones	4	158	39.5	53	2

FIELD GOALS	Att.	Made	Long	KICKS
Ryan Gaudet	1	0	0	34 - blocked

ALL RETURNS	No.	Yds	LP	No.	Yds	LP	No.	Yds	LP
Skyler Green	0	0	1	32	32	0	0	0	0
Jack Hunt	0	0	0	0	0	0	1	31	31
Shyrone Carey	4	82	33	0	0	0	0	0	0
Ronnie Prude	1	0	0	0	0	0	0	0	0
Bennie Brazell	5	82	33	2	72	40	1	31	31

UL-Monroe

RUSHING	Att.	Gain	Lost	Net	TD	Long
Kevin Payne	16	72	8	64	1	18
Jason Schule	3	10	0	10	0	7
Steven Jyles	4	0	15	-15	0	0

PASSING	Att.	Comp	Int.	Yds.	TD	Long	Sacks
Steven Jyles	30	14	1	180	0	34	2
Daniel DaPrato	4	1	0	1	0	1	0

RECEIVING	No.	Yds.	TD	Long
Kevin Payne	5	40	0	14
Mack Vincent	2	46	0	30
Floyd Smith	2	43	0	34
L. Davenport	2	12	0	8
Jason Schule	1	20	0	20
H.J. Adams	1	10	0	10

PUNTING	No.	Yds.	Avg.	Long
Tyler Kuecker	1	31	31.0	31
Joel Stelly	7	268	38.3	56
Nick Bascle	2	69	34.5	36

ALL RETURNS	No.	Yds	LP	No.	Yds	LP	No.	Yds	LP
Chris Harris	0	0	0	0	0	0	1	0	0
Joe Merritt	0	0	0	1	24	24	0	0	0
Charles Estes	0	0	0	4	69	22	0	0	0

Sept. 6, 2003 • Tucson, Ariz. • 46,110

LSU Storms Past Arizona, 59-13, In The Desert

LSU scored on its first seven possessions, including a 15-play, 80-yard drive to open the contest, as the Tigers had little trouble with Arizona, posting a 59-13 win over the Wildcats in Tucson, Ariz. Quarterbacks Matt Mauck and Marcus Randall combined to connect on 19 of 25 passes for 299 yards and two TDs and Joseph Addai rushed for 86 yards and a pair of scores to lead the Tigers. Michael Clayton led all receivers with six catches for 109 yards and a 48-yard TD reception. Addai opened the scoring for LSU with a 1-yard run midway through the first quarter. Ryan Gaudet nailed a 47-yard field goal three minutes later and then Addai added an 8-yard TD run less than a minute after Gaudet's field goal to give the Tigers a 17-0 lead. LSU stretched the advantage to 38-0 at halftime, as the Tigers were never threatened in the contest. In all the Tigers, had five rushing TDs, two passing TDs and Skyler Green returned a punt 65 yards for a TD. Arizona scored its first points with 10 minutes left in the contest on a 1-yard fumble return. Defensively, LSU limited the Wildcats to only 182 yards of offense.

Scoring

LSU	17	21	7	14	-59
Arizona	0	0	0	13	-13

LSU	8:35	1Q	Addai 1 run (Gaudet kick)
LSU	5:21	1Q	Gaudet 47 FG
LSU	4:23	1Q	Addai 8 run (Gaudet kick)
LSU	13:52	2Q	Mauck 4 run (Gaudet kick)
LSU	9:32	2Q	Clayton 48 pass from Mauck (Gaudet kick)
LSU	5:20	2Q	Henderson 55 pass from Randall (Gaudet kick)
LSU	10:41	3Q	Carey 1 run (Jackson kick)
LSU	12:49	4Q	Vincent 1 run (Jackson kick)
AZ	10:49	4Q	Sherman 1 fumble return (Gill kick)
LSU	5:40	4Q	Green 62 punt return (Jackson kick)
AZ	4:01	4Q	Famer 11 run (kick failed)

Team Stats

	LSU	Arizona
FIRST DOWNS	28	10
RUSHING	12	6
PASSING	13	2
PENALTY	3	2
RUSHING ATTEMPTS	56	27
YARDS GAINED RUSHING	227	122
YARDS LOST RUSHING	45	31
NET YARDS RUSHING	182	91
NET YARDS PASSING	299	91
PASSES ATTEMPTED	25	32
PASSES COMPLETED	19	10
HAD INTERCEPTED	1	2
TOTAL OFFENSIVE PLAYS	81	59
TOTAL NET YARDS	481	182
AVERAGE GAIN PER PLAY	5.9	3.1
FUMBLES/LOST	4-3	4-1
PENALTIES/YARDS	7-60	11-91
INTERCEPTIONS/YARDS	2-0	1-0
PUNTS/YARDS	2-94	10-400
AVERAGE PER PUNT	47.0	40.0
PUNT RETURNS/YARDS	7-120	2-4
KICKOFF RETURNS/YARDS	2-41	4-79
POSSESSION TIME	36:13	23:47
THIRD-DOWN CONVERSIONS	7 of 12	1 of 13
FOURTH-DOWN CONVERSIONS	1 of 1	0 of 1
SACKS BY	2-14	3-26

LSU

RUSHING	Att.	Gain	Lost	Net	TD	Long
Joseph Addai	18	86	0	86	2	11
Shyrone Carey	10	50	1	49	1	11
B. Edwards	9	40	6	34	0	22
Justin Vincent	6	18	0	18	1	7
D. Henderson	1	12	0	12	0	12
Michael Clayton	1	5	0	5	0	5
Alley Broussard	4	6	9	-3	0	4
Marcus Randall	3	5	14	-9	0	5
Matt Mauck	4	5	15	-10	1	4

PASSING	Att.	Comp	Int	yds	TD	Long	Sacks
Matt Mauck	11	10	1	150	1	48	2
Marcus Randall	14	9	1	149	1	55	1

RECEIVING	No.	Yds.	TD	Long
Michael Clayton	6	109	1	48
D. Henderson	3	75	1	55
Dwayne Bowe	3	32	0	14
Skyler Green	2	28	0	19
Justin Vincent	2	26	0	13
David Jones	1	21	0	21
Keith Zinger	1	9	0	9
Joseph Addai	1	-1	0	0

PUNTING	No.	Yds.	Avg.	Long	I20
Donnie Jones	2	94	47.0	52	0

FIELD GOALS	Att.	Made	Long	KICKS
Ryan Gaudet	1	1	47	made 47

Punts		Kickoffs			Intercepted				
No.	Yds	LP	No.	Yds	LP	No.	Yds	LP	
Skyler Green	1	62	62	2	41	26	0	0	0
Shyrone Carey	5	58	35	0	0	0	0	0	0
Ronnie Prude	0	0	0	0	0	0	1	0	0
Travis Daniels	0	0	0	0	0	0	1	0	0

Arizona						
RUSHING	Att.	Gain	Lost	Net	TD	Long
C. Farmer	8	66	5	61	1	28
Michael Bell	13	49	8	41	0	16
Nic Costa	4	7	12	-5	0	5
Ryan O'Hara	2	0	6	-6	0	0

PASSING	Att.	Comp	Int.	Yds.	TD	Long	Sacks
Ryan O'Hara	20	7	1	70	0	19	1
Nic Costa	11	3	0	21	0	8	1

RECEIVING	No.	Yds.	TD	Long
Sean Jones	3	27	0	11
C. Farmer	2	23	0	15
Steve Fleming	1	19	0	19
Biren Early	1	7	0	7
Gilbert Harris	1	6	0	6

PUNTING	No.	Yds.	Avg.	Long
Danny Baugher	2	79	39.5	44
James Molina	8	321	40.1	53

ALL RETURNS		Punts			Kickoffs			Intercepted		
No.	Yds	LP	No.	Yds	LP	No.	Yds	LP		
Darrell Brooks	0	0	0	0	0	0	1	0	0	
Mike Jefferson	1	6	6	0	0	0	0	0	0	
S. Steptoe	1	-2	0	4	79	34	0	0	0	

Game	WESTERN ILLINOIS	7
3	#12/11 LSU	35

Sept. 13, 2003 • Baton Rouge, La. • 87,164

Mauck Passes Tigers Past Western Illinois, 35-7

LSU QB Matt Mauck connected on 23 of 32 passes for a career-best 305 yards and four TDs as the Tigers overcame a slow start to post a 35-7 win over Western Illinois last Saturday in Tiger Stadium. Shyrone Carey rushed for a career-best 124 yards and a TD to lead the Tiger ground attack, while Michael Clayton hauled in 11 receptions for 162 yards and a score. Defensively, Corey Webster intercepted two passes for the Tigers. On its first possession, LSU marched 58 yards on 10 plays and took a 6-0 lead on a 10-yard pass from Mauck to Clayton. The Tigers, who fumbled twice inside the Western Illinois 15-yard line in the first quarter, led 13-0 at halftime after a 1-yard TD run by Carey. After an on-side kick to start the second half, the Leathernecks cut the deficit to 13-7 on a 3-yard TD pass from Russ Michna to Terrence Hall at the 10:08 mark in the third quarter. It was all LSU from there as Mauck threw TD passes of 8 and 40 yards to Skyler Green to stretch the advantage to 28-7. The Tigers added a final score on a 16-yard TD pass from Mauck to Devery Henderson midway through the fourth quarter.

Scoring					
Western Illinois	0	0	7	0	-7
LSU	6	7	15	7	-35

LSU	8:18	1Q	Clayton 10 pass from Mauck (kick failed)
LSU	0:42	2Q	Carey 1 run (Jackson kick)
WIU	10:08	3Q	Hall 3 pass from Michna (Langan kick)
LSU	5:00	3Q	Green 8 pass from Mauck (Mauck rush)
LSU	2:26	3Q	Green 40 pass from Mauck (Jackson kick)
LSU	8:29	4Q	Henderson 16 pass from Mauck (Jackson kick)

Team Stats

	WIU	LSU
FIRST DOWNS	12	31
RUSHING	3	12
PASSING	8	16
PENALTY	1	3
RUSHING ATTEMPTS	25	43
YARDS GAINED RUSHING	53	202
YARDS LOST RUSHING	40	50
NET YARDS RUSHING	13	152
NET YARDS PASSING	195	305
PASSES ATTEMPTED	39	32
PASSES COMPLETED	18	23
HAD INTERCEPTED	3	0
TOTAL OFFENSIVE PLAYS	64	75
TOTAL NET YARDS	208	457
AVERAGE GAIN PER PLAY	3.3	6.0
FUMBLES/LOST	0-0	5-3
PENALTIES/YARDS	12-75	3-35
INTERCEPTIONS/YARDS	0-0	3-13
PUNTS/YARDS	6-171	0-0
AVERAGE PER PUNT	28.5	0.0
PUNT RETURNS/YARDS	0-0	4-37
KICKOFF RETURNS/YARDS	4-80	1-33
POSSESSION TIME	27:59	32:01
THIRD-DOWN CONVERSIONS	4 of 16	6 of 9
FOURTH-DOWN CONVERSIONS	2 of 3	0 of 1
SACKS BY	2-2	2-14

LSU						
RUSHING	Att.	Gain	Lost	Net	TD	Long
Shyrone Carey	21	129	5	124	1	32
Joseph Addai	8	37	8	29	0	15
D. Henderson	1	13	0	13	0	13
Justin Vincent	6	8	2	6	0	3
Marcus Randall	1	6	1	5	0	0
Matt Mauck	5	9	7	2	0	6
TEAM	1	0	27	27	0	0

PASSING	Att.	Comp	Int	yds	TD	Long	Sacks
Matt Mauck	32	23	0	305	4	40	2

RECEIVING	No.	Yds.	TD	Long
Michael Clayton	11	162	1	27
D. Henderson	6	65	1	17
Skyler Green	3	54	2	40
Shyrone Carey	1	10	0	10
Craig Davis	1	9	0	9
Eric Edwards	1	5	0	5

PUNTING	No.	Yds.	Avg.	Long	I20
None					

FIELD GOALS	Att.	Made	Long	KICKS
Ryan Gaudet	1	0	0	missed 45
Chris Jackson	1	0	0	missed 34

ALL RETURNS	Punts			Kickoffs			Intercepted		
	No.	Yds	LP	No.	Yds	LP	No.	Yds	LP
D. Henderson	0	0	0	1	33	33	0	0	0
Shyrone Carey	3	27	16	0	0	0	0	0	0
Corey Webster	0	0	0	0	0	0	2	13	13
LaRon Landry	0	0	0	0	0	0	1	0	0
Travis Daniels	1	10	0	0	0	0	0	0	0

Western Illinois						
RUSHING	Att.	Gain	Lost	Net	TD	Long
Travis Glasfrod	16	32	11	21	0	11
Attley Lawson	4	21	3	18	0	12
Reggie Gray	1	0	7	-7	0	0
Russ Michna	4	0	19	-19	0	0

PASSING	Att.	Comp	Int.	Yds.	TD	Long	Sacks
Russ Michna	39	17	3	195	1	43	2

RECEIVING	No.	Yds.	TD	Long
Terrence Hall	5	36	1	21
Travis Glasford	4	43	0	23
Reggie Gray	3	40	0	27
Attley Lawson	3	27	0	13
Jermaine High	1	43	0	43
David Williams	1	6	0	6

PUNTING	No.	Yds.	Avg.	Long
Aaron Kimpton	2	79	39.5	43
Kris Coffee	3	92	30.7	32
Team	1	0	0.0	0

ALL RETURNS	Punts			Kickoffs			Intercepted		
	No.	Yds	LP	No.	Yds	LP	No.	Yds	LP
Reggie Gray	0	0	0	2	39	24	0	0	0
Charles Hayden	0	0	0	1	20	20	0	0	0
James Norris	0	0	0	1	21	21	0	0	0