

GAME

10

# Alabama

## CRIMSON TIDE

NOV. 16, 2002 • TIGER STADIUM • BATON ROUGE, LA.



**LOCATION:** Tuscaloosa, Ala.

**FOUNDED:** 1831

**ENROLLMENT:** 19,400

**INTERIM PRESIDENT:** Dr. J. Barry Mason

**ATHLETICS DIRECTOR:** Mal Moore

**CONFERENCE:** SEC (Western Division)

**NICKNAME:** Crimson Tide

**COLORS:** Crimson and White

**STADIUM:** Bryant-Denny Stadium, Tuscaloosa (Legion Field, Birmingham)

**CAPACITY:** 83,818 (83,091)

### COACHING STAFF



**Dennis Franchione**  
HEAD COACH

**ALMA MATER:** Pittsburgh State, 1973

**RECORD AT UA:** 7-5 (1 year)

**CAREER RECORD:** 145-70-2 (18 years)

**FOOTBALL PHONE:** 205-348-3600

**WEEKLY PRESSCONFERENCE:** Monday 1 p.m.

### ASSISTANT COACHES

Kenith Pope (Oklahoma, 1976)

**-ASST. HEAD COACH/RECEIVERS**

Les Koenning Jr. (Texas, 1981)

**-OFFENSIVE COORDINATOR/QUARTERBACKS**

Carl Torbush (Carson-Newman, 1974)

**-DEFENSIVE COORDINATOR/LINEBACKERS**

Ron Case (Carson-Newman, 1973)

**-SAFETIES**

Stan Eggen (Moorehead State, 1977)

**-DEFENSIVE LINE**

Lee Fobbs (Grambling, 1973)

**-RUNNING BACKS**

Jim Bob Helduser (Texas Lutheran, 1979)

**-OFFENSIVE LINE**

Mark Tommerdahl (Concordia, 1983)

**-TIGHT ENDS/SPECIAL TEAMS**

Chris Thurmond (Tulsa, 1975)

**-CORNERBACKS**



**Tyler Watts**

### TEAM INFORMATION

**2001 RECORD:** 7-5

**CONFERENCE FINISH:** 4-4 (T-3rd West)

**2001 FINAL RANKING:** Not Ranked

**2001 BOWL APPEARANCE:** Independence Bowl, def. Iowa State, 14-13

**OFFENSIVE SYSTEM:** Multiple

**DEFENSIVE SYSTEM:** Pressing

**LETTERMEN RETURNING:** 43

(21 Offense, 20 Defense, 2 Specialists)

**LETTERMEN LOST:** 24

(11 Offense, 11 Defense, 2 Specialists)

**STARTERS RETURNING:** 16

(7 Offense, 6 Defense, 3 Specialists)

**STARTERS LOST:** 12

(4 Offense, 5 Defense, 1 Specialist)

**RETURNING OFFENSIVE STARTERS:** OT Wesley

Britt, OT Justin Smiley, C Alonzo Ephraim,

G Marco Portis, OT Evan Mathis, TB

Ahmaad Galloway, FB Donnie Lowe

**RETURNING DEFENSIVE STARTERS:**

DT Jarret Johnson, NT Kenny King, DE

Kindal Moorehead, LB Cornelius

Wortham, ROV Brooks Daniels, CB Gerald

Dixon, CB Hirschel Bolden, SS Wayne Bacon

### SERIES INFORMATION

**SERIES RECORD:** UA leads 42-18-5

**AT BIRMINGHAM:** UA Leads 8-5-1

**AT TUSCALOOSA:** UA Leads 9-5

**AT LSU:** UA Leads 22-6-2

**AT NEUTRAL SITES:** UA Leads 3-2-2

**GAMES DECIDED BY 3 POINTS OR LESS:**

UA Leads 4-3-5

**GAMES DECIDED BY 7 POINTS OR LESS:**

LSU Leads 7-4-5

**LAST 10 GAMES:** UA Leads 6-4

### 2002 SCHEDULE

**AUG. 31** Middle Tennessee

**SEPT. 7** at Oklahoma

**SEPT. 14** Southern Illinois

**SEPT. 21** Southern Miss

**SEPT. 28** at Arkansas

**OCT. 5** Georgia

**OCT. 19** Ole Miss

**OCT. 26** at Tennessee

**NOV. 2** at Vanderbilt

**NOV. 9** Mississippi State

**NOV. 16** at LSU

**NOV. 23** Auburn

### 2001 RESULTS

**SEPT. 1** UCLA L, 20-17

**SEPT. 8** at Vanderbilt W, 12-9

**SEPT. 22** Arkansas W, 31-10

**SEPT. 29** at South Carolina L, 37-36

**OCT. 6** Texas-El Paso W, 56-7

**OCT. 13** at Ole Miss L, 27-24

**OCT. 20** Tennessee L, 35-24

**NOV. 3** LSU L, 35-21

**NOV. 10** Mississippi State W, 24-17

**NOV. 17** at Auburn W, 31-7

**NOV. 29** Southern Miss W, 28-15

**DEC. 27** Iowa State W, 14-13

### SPORTS INFORMATION



**Larry White**

ASSOCIATE AD/SID

**OFFICE PHONE:** 205-348-6084

**HOME PHONE:** 205-333-1640

**E-MAIL:** lwhite@ia.ua.edu

**ASSISTANT SID:** Barry Allen

**HOME PHONE:** 205-556-1212

**E-MAIL:** ballen@ia.ua.edu

**SID FAX:** 205-348-8841

**SID MAILING ADDRESS:**

P.O. Box 870391

Tuscaloosa, AL 35487-0391

**WEBSITE:** www.rolltide.com



**Bryant-Denny Stadium**

### LSU'S CAREER STATS vs. ALABAMA

RUSHING	GAMES	ATT.	YARDS	TD
LaBrandon Toefield	2	44	158	3
Domanick Davis	2	14	47	0

#### PASSING

None

RECEIVING	GAMES	REC.	YARDS	TD
Michael Clayton	1	7	126	0
Jerel Myers	3	12	126	2
Reggie Robinson	3	5	73	0
Corey Webster	1	1	30	0

# 2002 Opponents

GAME

11

# Ole Miss

REBELS

NOV. 23, 2002 • TIGER STADIUM • BATON ROUGE, LA.



**LOCATION:** Oxford, Miss.  
**FOUNDED:** 1848  
**ENROLLMENT:** 14,429  
**PRESIDENT:** Dr. Robert C. Khayat  
**ATHLETICS DIRECTOR:** John Shafer  
**CONFERENCE:** SEC (Western Division)  
**NICKNAME:** Rebels  
**COLORS:** Cardinal Red and Navy Blue  
**STADIUM:** Vaught-Hemingway/  
 Hollingsworth Field  
**CAPACITY:** 60,580

## COACHING STAFF



**David Cutcliffe**  
HEAD COACH

**ALMA MATER:** Alabama, 1976  
**RECORD AT UM:** 23-13 (3 years)  
**CAREER RECORD:** 23-13 (3 years)  
**FOOTBALL PHONE:** 662-915-1564  
**WEEKLY PRESSCONFERENCE:** Wed. 11:30 a.m.

## ASSISTANT COACHES

Richard Bisaccia (Wayne State, 1986)  
**-ASST. HEAD COACH/RUNNING BACKS/  
 SPECIAL TEAMS**

Chuck Driesbach (Villanova, 1975)

**-DEFENSIVE COORDINATOR/LINEBACKERS**

Marion Hobby (Tennessee, 1989)

**-DEFENSIVE ENDS**

John Latina (Virginia Tech, 1979)

**-OFFENSIVE COORDINATOR/OFFENSIVE LINE**

Mike MacIntyre (Georgia Tech, 1989)

**-DEFENSIVE BACKS/RECRUITING COORDINATOR**

Ron Middleton (Auburn, 1985)

**-TIGHT ENDS**

Rick Petri (Missouri-Rolla, 1976)

**-DEFENSIVE TACKLES**

Kurt Roper (Rice, 1995)

**-QUARTERBACKS**

T.D. Woods (Tennessee, 1990)

**-RECEIVERS**



**Eli Manning**

## TEAM INFORMATION

**2001 RECORD:** 7-4

**CONFERENCE FINISH:** 4-4 (T-3rd West)

**2001 FINAL RANKING:** Not Ranked

**2001 BOWL APPEARANCE:** None

**OFFENSIVE SYSTEM:** Multiple Pro

**DEFENSIVE SYSTEM:** Pro 4-3

**LETTERMEN RETURNING:** 53

(21 Offense, 28 Defense, 4 Specialists)

**LETTERMEN LOST:** 23

(12 Offense, 10 Defense, 1 Specialist)

**STARTERS RETURNING:** 17

(7 Offense, 7 Defense, 3 Specialists)

**STARTERS LOST:** 8

(4 Offense, 4 Defense, 0 Specialists)

**RETURNING OFFENSIVE STARTERS:** QB Eli Manning, WR Chris Collins, TE Doug Zeigler, C Ben Claxton, G Doug Buckels, T Belton Johnson, G Marcus Johnson

**RETURNING DEFENSIVE STARTERS:** DE Charlie Anderson, DE Cory Robinson, LB Lanier Goethie, LB Eddie Strong, LB L.P. Spence, DB Matt Grier, DB Von Hutchins

## SERIES INFORMATION

**SERIES RECORD:** LSU Leads 49-37-4

**AT OXFORD:** Tied 5-5-1

**AT BATON ROUGE:** LSU Leads 38-22-1

**AT JACKSON:** LSU Leads 9-6-2

**AT NEUTRAL SITES:** UM Leads 3-2

**GAMES DECIDED BY 3 POINTS OR LESS:**

UM Leads 10-6-4

**GAMES DECIDED BY 7 POINTS OR LESS:**

LSU Leads 6-3-4

**LAST 10 GAMES:** Tied 5-5

## 2002 SCHEDULE

**AUG. 31** UL-Monroe  
**SEPT. 7** Memphis  
**SEPT. 14** at Texas Tech  
**SEPT. 21** Vanderbilt  
**OCT. 5** Florida  
**OCT. 12** Arkansas State  
**OCT. 19** at Alabama  
**OCT. 26** at Arkansas  
**NOV. 2** Auburn  
**NOV. 9** at Georgia  
**NOV. 23** at LSU  
**NOV. 28** Mississippi State

## 2001 RESULTS

**SEPT. 1** Murray State W, 49-14  
**SEPT. 8** at Auburn L, 27-21  
**SEPT. 29** at Kentucky W, 42-31  
**OCT. 6** Arkansas State W, 35-17  
**OCT. 13** Alabama W, 27-24  
**OCT. 20** Mid. Tennessee W, 45-17  
**OCT. 27** at LSU W, 35-24  
**NOV. 3** Arkansas L, 58-56 (7OT)  
**NOV. 17** Georgia L, 35-15  
**NOV. 22** at Miss.State L, 36-28  
**DEC. 1** Vanderbilt W, 38-27

## SPORTS INFORMATION



**Langston Rogers**

ASSOCIATE AD/MEDIA RELATIONS

**OFFICE PHONE:** 662-915-7522

**HOME PHONE:** 662-236-3535

**E-MAIL:** lrogers@olemiss.edu

**ASSOCIATE SID:** Lamar Chance

**HOME PHONE:** 662-236-2478

**E-MAIL:** rstupak@olemiss.edu

**SID FAX:** 662-915-7006

**SID MAILING ADDRESS:**

Athletics West

Fraternity Row

University, MS 38677

**WEBSITE:** www.olemissports.com



**Vaught-Hemingway Stadium**

## LSU'S CAREER STATS vs. OLE MISS

RUSHING	GAMES	ATT.	YARDS	TD
LaBrandon Toefield	2	11	49	0
Domanick Davis	3	57	229	2
Devery Henderson	2	9	34	0

## PASSING

None

RECEIVING	GAMES	REC.	YARDS	TD
Michael Clayton	1	1	39	1
Jerel Myers	3	10	136	1
Reggie Robinson	2	5	53	0
Eric Edwards	2	1	32	1

GAME

12

# Arkansas

## RAZORBACKS

NOVEMBER 29, 2002 • WAR MEMORIAL STADIUM • LITTLE ROCK, ARK.



LOCATION: Fayetteville, Ark.

FOUNDED: 1871

ENROLLMENT: 15,795

PRESIDENT: Dr. John A. White

ATHLETICS DIRECTOR: Frank Broyles

CONFERENCE: SEC (Western Division)

NICKNAME: Razorbacks

COLORS: Cardinals and White

STADIUM: Donald W. Reynolds Razorback Stadium, Fayetteville (War Memorial Stadium, Little Rock)

CAPACITY: 72,000 (53,727)

### COACHING STAFF



**Houston Nutt**

HEAD COACH

ALMA MATER: Oklahoma State, 1981

RECORD AT ARK: 30-18 (4 years)

CAREER RECORD: 66-40 (9 years)

FOOTBALL PHONE: 479-575-4849

WEEKLY PRESS CONFERENCE: Sunday 4 p.m.

### ASSISTANT COACHES

Bobby Allen (Virginia Tech, 1983)

**-INSIDE LINEBACKERS**

David Lee (Vanderbilt, 1975)

**-QUARTERBACKS**

Mike Markuson (Hamline, 1983)

**-OFFENSIVE LINE**

Danny Nutt (Arkansas, 1985)

**-RUNNING BACKS**

George Pugh (Alabama, 1976)

**-RECRUITING COORDINATOR/TIGHT ENDS**

Kacy Rodgers (Tennessee, 1993)

**-DEFENSIVE LINE**

James Silbest (Arkansas, 1988)

**-CORNERBACKS**

Chris Vaughn (Murray State, 1998)

**-OUTSIDE LINEBACKERS**

Dave Wommack (Missouri Southern, 1978)

**-DEFENSIVE COORDINATOR/SECONDARY**

**Raymond House**

### TEAM INFORMATION

2001 RECORD: 7-5

CONFERENCE FINISH: 4-4 (T-3rd West)

2001 FINAL RANKING: Not Ranked

2001 BOWL APPEARANCE: Cotton Bowl, Lost to Oklahoma, 10-3

OFFENSIVE SYSTEM: Multiple

DEFENSIVE SYSTEM: Multiple

LETTERMEN RETURNING: 52

(26 Offense, 21 Defense, 5 Specialists)

LETTERMEN LOST: 14

(5 Offense, 8 Defense, 1 Specialist)

STARTERS RETURNING: 18

(6 Offense, 7 Defense, 5 Specialists)

STARTERS LOST: 9

(5 Offense, 4 Defense, 0 Specialists)

RETURNING OFFENSIVE STARTERS: SE George

Wilson, RG Mark Bokerman, RT Shawn

Andrews, TE Nathan Ball, FL Richard

Smith, TB Fred Talley

RETURNING DEFENSIVE STARTERS: DT Jerome

Brooks, DE Raymond House, OLB Caleb

Miller, OLB Tony Bua, CB Lawrence

Richardson, FS Ken Hamlin, CB Eddie

Jackson

### SERIES INFORMATION

SERIES RECORD: LSU leads 29-16-2

AT LSU: LSU leads 6-1-1

AT SHREVEPORT: LSU leads 16-9

AT LITTLE ROCK: LSU leads 6-4

AT FAYETTEVILLE: ARK leads 1-0

NEUTRAL SITES: Tied 1-1-1

GAMES DECIDED BY 3 POINTS OR LESS:

LSU leads 6-1

GAMES DECIDED BY 7 POINTS OR LESS:

LSU Leads 7-1

LAST 10 GAMES: LSU Leads 8-2

### 2002 SCHEDULE

SEPT. 7	Boise State
SEPT. 14	South Florida
SEPT. 28	Alabama
OCT. 5	at Tennessee
OCT. 12	at Auburn
OCT. 19	Kentucky
OCT. 26	Ole Miss
NOV. 2	Troy State
NOV. 9	at South Carolina
NOV. 16	Louisiana-Lafayette
NOV. 23	at Mississippi State
NOV. 29	LSU

### 2001 RESULTS

AUG. 30	UNLV	W, 14-10
SEPT. 8	Tennessee	L, 13-3
SEPT. 22	at Alabama	L, 31-10
SEPT. 29	at Georgia	L, 34-23
OCT. 6	Weber State	W, 42-19
OCT. 13	South Carolina	W, 10-7
OCT. 27	Auburn	W, 42-17
NOV. 3	Ole Miss	W, 58-56 (7OT)
NOV. 10	Central Florida	W, 27-20
NOV. 11	at Miss. State	W, 24-21
NOV. 23	at LSU	L, 41-38

### SPORTS INFORMATION



**Kevin Trainor**

SPORTS INFORMATION DIRECTOR

OFFICE PHONE: 479-575-2751

HOME PHONE: 479-582-9046

E-MAIL: ktrainor@uark.edu

ASSISTANT SID: Robby Edwards

HOME PHONE: 479-846-4331

E-MAIL: robbye@uark.edu

SID FAX: 479-575-6622

SID MAILING ADDRESS:

P.O. Box 7777

Fayetteville, AR 72702

WEBSITE: www.hogwired.com



**Donald W. Reynolds Razorback Stadium**

### LSU'S CAREER STATS vs. ARKANSAS

RUSHING	GAMES	ATT.	YARDS	TD
LaBrandon Toefield	1	30	173	3
Domanick Davis	3	21	86	1

### PASSING

None

RECEIVING	GAMES	REC.	YARDS	TD
Michael Clayton	1	4	83	1
Jerel Myers	3	10	92	0
Reggie Robinson	3	8	167	2

# 2002 SEC Championship Game

11th Annual Game  
www.SECsports.net



The 2002 Southeastern Conference season will again culminate in a championship game between the champions of the Eastern and Western Divisions of the SEC. This year's game is slated for Saturday Dec. 7, at the Georgia Dome in Atlanta.

The Game will be televised nationally by CBS. Since the first SEC Championship Game in 1992, record crowds, millions of TV viewers and eventual national champions have all taken part in the event. The game's clashing of SEC Titans has provided the entire nation with exciting football that sets the table for the bowl season. The winner walks away with one of the nation's most prestigious football titles and the honor of wearing the SEC Crown.



Chad Lavalais raises the SEC logo to the fans at the Georgia Dome.



The Tigers celebrate in the locker room after defeating Tennessee in the 2001 SEC Championship game.

## SEC TITLE GAME HISTORY

### 1992 BIRMINGHAM, ALA.

Alabama 28  
Florida 21

ATTENDANCE: 83,091  
TV RATING: 9.8 (30.1 million viewers)

### 1993 BIRMINGHAM, ALA.

Florida 28  
Alabama 13

ATTENDANCE: 76,345  
TV RATING: 8.1 (25.9 million viewers)

### 1994 ATLANTA, GA.

Florida 24  
Alabama 23

ATTENDANCE: 75,751  
TV RATING: 10.5 (31.2 million viewers)

### 1995 ATLANTA, GA.

Florida 35  
Arkansas 3

ATTENDANCE: 71,325  
TV RATING: 7.2 (25.2 million viewers)

### 1996 ATLANTA, GA.

Florida 45  
Alabama 30

ATTENDANCE: 74,132  
TV RATING: 7.0 (28.9 million viewers)

### 1997 ATLANTA, GA.

Tennessee 30  
Auburn 29

ATTENDANCE: 74,896  
TV RATING: 8.4 (28.4 million viewers)

### 1998 ATLANTA, GA.

Tennessee 24  
Mississippi St. 14

ATTENDANCE: 74,795  
TV RATING: 8.3 (25 million viewers)

### 1999 ATLANTA, GA.

Alabama 34  
Florida 7

ATTENDANCE: 74,309  
TV RATING: 7.0 (24.4 million viewers)

### 2000 ATLANTA, GA.

Florida 28  
Auburn 6

ATTENDANCE: 73,247  
TV RATING: 5.3 (21.4 million viewers)

### 2001 ATLANTA, GA.

LSU 31  
Tennessee 20

ATTENDANCE: 74,843  
TV RATING: 7.9 (25 million viewers)

# Bowl Championship Series

Following the 2002 college football regular season, the Bowl Championship Series will determine the National Championship.

The BCS consists of the FedEx Orange, Nokia Sugar, Rose and Tostitos Fiesta Bowls. The conferences with automatic berths include the Atlantic Coast, Big East, Big Ten, Big 12, Pac-10 and Southeastern Conferences.

ABC-TV will televise the four Bowl Championship Series games.

The Bowl Championship Series guarantees a matchup between college football's top two teams in a true national championship game.

Last season, Miami (Fla.) defeated Nebraska, 37-14, in the Rose Bowl presented by AT&T to capture the National Championship.

At the conclusion of the 2002 regular season, the Tostitos Fiesta Bowl will host the National Championship contest. The game will be played on Jan. 3 at 8 p.m. ET in Tempe, Arizona. The Fiesta Bowl shall select the top two teams ranked in the BCS final regular season standings.

The BCS uses regional consideration regarding team selection. Specifically, as a member of the BCS, the Rose Bowl will host the Big Ten and Pac-10 champions in those years in which either the Rose Bowl does not have the national championship game or the Big Ten and Pac-10 champion is not ranked No. 1 or No. 2. Other "regional consideration" tie-ins include the SEC champion in the Sugar Bowl, the ACC or Big East champion in the Orange Bowl and the Big 12 champion in the Fiesta Bowl.

There will be several occasions when the regional consideration tie-ins will be kept. Criteria for moving host team to another bowl include: (1) whether the same team will be hosting the same BCS Bowl for two consecutive years; (2) whether two teams that played against one another in the most recently completed college football season will be for two

## BCS Title Game Results and Schedule

### 1998 SEASON - FIESTA BOWL

Tennessee	23
Florida St.	16

### 1999 SEASON - SUGAR BOWL

Florida St.	46
Virginia Tech	29

### 2000 SEASON - ORANGE BOWL

Oklahoma	13
Florida St.	0

### 2001 SEASON - ROSE BOWL

Miami	37
Nebraska	14

### 2003 BCS SCHEDULE

January 1, 2003 (4 p.m.)	..... Rose Bowl
January 1, 2003 (7:30 p.m.)	..... Sugar Bowl
January 2, 2003 (7 p.m.)	..... Orange Bowl
January 3, 2003 (8 p.m.)	..... Fiesta Bowl

- All times central

consecutive years; (2) whether two teams that played against one another in the most recently completed college football season will be paired against one another in a bowl; (3) whether the

two teams will play against each other in a Bowl game for two consecutive years and (4) whether alternative pairings will have greater appeal to college football fans.

Other BCS games following the 2002 regular season include the Rose Bowl on Jan. 1 at 4 p.m. CT, Sugar Bowl on Jan. 1 at 7:30 p.m. CT and the Orange Bowl on Jan. 2 at 7 p.m.

The current BCS and ABC agreement enables each of the BCS bowls to host the national championship game during the term of the extension and goes through the 2006 bowl games.

## POSSIBLE BOWL GAMES FOR LSU IN 2002-2003

BOWL	DATE / TIME (CT.)	TIE-INS	NETWORK
<b>MAINSTAY INDEPENDENCE</b> Shreveport, La.	Dec. 27 3:30 p.m.	SEC Big 12	ESPN
<b>GAYLORD HOTELS MUSIC CITY</b> Nashville, Tenn.	Dec. 30 TBA	SEC Big Ten	ESPN
<b>CHICK-FIL-A PEACH</b> Atlanta, Ga.	Dec. 31 6:30 p.m.	SEC ACC	ESPN
<b>SBC COTTON</b> Dallas, Texas	Jan. 1 10 a.m.	SEC Big 12	FOX
<b>OUTBACK</b> Tampa, Fla.	Jan. 1 10 a.m.	SEC Big Ten	ESPN
<b>CAPITOLONE/FLORIDA CITRUS</b> Orlando, Fla.	Jan. 1 Noon	SEC Big Ten	ABC
<b>ROSE PRESENTED BY AT&amp;T</b> Pasadena, Calif.	Jan. 1 4 p.m.	#BCS Big Ten/Pac-10	ABC
<b>NOKIA SUGAR</b> New Orleans, La.	Jan. 1 6:30 p.m.	#BCS SEC	ABC
<b>FEDEX ORANGE</b> Miami, Fla.	Jan. 2 7 p.m.	#BCS ACC/Big East	ABC
<b>TOSTITOS FIESTA</b> Tempe, Ariz.	Jan. 3 8 p.m.	#BCS 1 vs. 2	ABC

Date and Times Subject to Change

ROSE BOWL



# Series Records vs. 2002 Opponents

## Alabama Series

ALABAMA LEADS 42-18-5

1895: LSU, 12-6	Nov. 18 at Baton Rouge
1902: LSU, 11-0	Nov. 29 at Tuscaloosa
1903: UA,18-0	Nov. 9 at Tuscaloosa
1904: UA,11-0	Dec.1 at Baton Rouge
1907: UA,6-4	Nov. 23 at Mobile,Ala.
1909: LSU, 12-6	Nov. 25 at Birmingham
1919: UA,23-0	Nov. 15 at Baton Rouge
1920: UA,21-0	Nov. 13 at Tuscaloosa
1921: Tie,7-7	Oct.29 at New Orleans
1922: UA,47-3	Nov. 10 at Tuscaloosa
1923: UA,30-3	Nov. 16 at Montgomery
1925: UA,42-0	Oct.10 at Baton Rouge
1926: UA,24-0	Oct.30 at Tuscaloosa
1927: Tie,0-0	Oct.8 at Birmingham
1928: UA,13-0	Dec.8 at Birmingham
1930: UA,33-0	Nov. 15 at Montgomery
1944: Tie,27-27	Sept.30 at Baton Rouge
1945: UA,26-7	Oct.6 at Baton Rouge
1946: LSU, 31-21	Nov. 9 at Baton Rouge
1947: UA,41-12	Nov. 22 at Tuscaloosa
1948: LSU, 26-6	Nov. 20 at Baton Rouge
1951: LSU, 13-7	Sept.29 at Mobile
1952: UA,21-20	Sept.27 at Baton Rouge
1953: Tie,7-7	Sept.26 at Mobile
1954: UA,12-0	Sept.25 at Baton Rouge
1957: LSU, 28-0	Sept.28 at Baton Rouge
1958: LSU, 13-3	Sept.27 at Mobile
1964: UA,17-9	Nov. 7 at Birmingham
1965: UA,31-7	Nov. 6 at Baton Rouge
1966: UA,21-0	Nov. 5 at Birmingham
1967: UA,7-6	Nov. 11 at Baton Rouge
1968: UA,16-7	Nov. 9 at Birmingham
1969: LSU, 20-15	Nov. 8 at Baton Rouge
1970: LSU, 14-9	Nov. 7 at Birmingham
1971: UA,14-7	Nov. 6 at Baton Rouge
1972: UA,35-21	Nov. 11 at Birmingham
1973: UA,21-7	Nov. 22 at Baton Rouge
1974: UA,30-0	Nov. 9 at Birmingham
1975: UA,23-10	Nov. 8 at Baton Rouge
1976: UA,28-17	Nov. 6 at Birmingham
1977: UA,24-3	Nov. 5 at Baton Rouge
1978: UA,31-10	Nov. 11 at Birmingham
1979: UA,3-0	Nov. 10 at Baton Rouge
1980: UA,28-7	Nov. 8 at Tuscaloosa
1981: UA,24-7	Sept.5 at Baton Rouge
1982: LSU, 20-10	Nov. 6 at Birmingham
1983: UA,32-26	Nov. 10 at Baton Rouge
1984: LSU, 16-14	Nov. 10 at Birmingham
1985: Tie,14-14	Nov. 9 at Baton Rouge
1986: LSU, 14-10	Nov. 8 at Birmingham
1987: UA,22-10	Nov. 7 at Baton Rouge
1988: LSU, 19-18	Nov. 5 at Tuscaloosa
1989: UA,32-16	Nov. 11 at Baton Rouge
1990: UA,24-3	Nov. 10 at Tuscaloosa
1991: UA,20-17	Nov. 9 at Baton Rouge
1992: UA,31-11	Nov. 7 at Baton Rouge
1993: LSU, 17-13	Nov. 6 at Tuscaloosa
1994: UA,35-17	Nov. 5 at Baton Rouge
1995: UA,10-3	Nov. 4 at Tuscaloosa
1996: UA,26-0	Nov. 9 at Baton Rouge
1997: LSU, 27-0	Nov. 8 at Tuscaloosa
1998: UA,22-16	Nov. 7 at Baton Rouge
1999: UA,23-17	Nov. 6 at Tuscaloosa
2000: LSU 30-28	Nov. 4 at Baton Rouge
2001:LSU 35-21	Nov. 3 at Tuscaloosa

*At Baton Rouge:UA leads,22-6-2*

*At Tuscaloosa:UA leads,9-5*

*At Birmingham:UA leads,8-5-1*

*At Other Sites:UA leads,3-2-2*



*The Tigers carry "The Boot"off the field after defeating Arkansas 41-38.*

## Arkansas Series

LSU LEADS 29-16-2

1901: LSU, 15-0	Dec.5 at Baton Rouge
1906: Tie,6-6	Nov. 29 at Baton Rouge
1907: LSU, 17-12	Nov. 6 at Baton Rouge
1908: LSU, 36-4	Nov. 26 at Little Rock
1909: UA,16-0	Nov. 13 at Memphis
1910: UA,51-0	Nov. 24 at Little Rock
1911: UA,11-0	Nov. 30 at Little Rock
1912: LSU, 7-6	Nov. 16 at Little Rock
1913: LSU, 12-7	Nov. 8 at Shreveport
1914: UA,20-12	Nov. 7 at Shreveport
1915: LSU, 13-7	Nov. 5 at Shreveport
1916: LSU, 17-7	Nov. 5 at Shreveport
1917: UA,14-0	Nov. 3 at Shreveport
1919: LSU, 20-0	Oct.25 at Shreveport
1920: LSU, 3-0	Nov. 6 at Shreveport
1921: LSU, 10-7	Nov. 5 at Shreveport
1922: UA,40-6	Oct.28 at Shreveport
1923: UA,26-13	Oct.27 at Shreveport
1924: UA,10-7	Nov. 1 at Shreveport
1925: UA,12-0	Oct.31 at Shreveport
1926: LSU, 14-0	Nov. 6 at Shreveport
1927: UA,28-0	Oct.29 at Shreveport
1928: UA,7-0	Nov. 3 at Shreveport
1929: UA,32-0	Nov. 2 at Shreveport
1930: LSU, 27-12	Nov. 1 at Shreveport
1931: LSU, 13-6	Oct.24 at Shreveport
1932: LSU, 14-0	Oct.22 at Shreveport
1933: LSU, 20-0	Oct.21 at Shreveport
1934: LSU, 16-0	Oct.20 at Shreveport
1935: LSU, 13-7	Oct.19 at Shreveport
1936: LSU, 19-7	Oct.24 at Shreveport
*1947: Tie,0-0	Jan.1 at Dallas
1953: LSU, 9-8	Nov. 21 at Little Rock
1954: LSU, 7-6	Nov. 20 at Shreveport
1955: LSU, 13-7	Nov. 19 at Little Rock
1956: LSU, 21-7	Nov. 24 at Shreveport
*1966: LSU, 14-7	Jan.1 at Dallas
1992: UA,30-6	Nov. 27 at Fayetteville
1993: UA,42-24	Nov. 27 at Baton Rouge
1994: LSU, 30-12	Nov. 26 at Little Rock
1995: LSU, 28-0	Nov. 18 at Baton Rouge
1996: LSU, 17-7	Nov. 29 at Little Rock

1997: LSU, 31-21	Nov. 28 at Baton Rouge
1998: UA,41-14	Nov. 27 at Little Rock
1999: LSU, 35-10	Nov. 26 at Baton Rouge
2000: UA,14-3	Nov. 24 at Little Rock
2001: LSU, 41-38	Nov. 23 at Baton Rouge

\* - Denotes Cotton Bowl games

*At Baton Rouge:LSU leads,6-1-1*

*At Fayetteville:Arkansas leads 1-0*

*At Little Rock:LSU leads,6-4*

*At Shreveport:LSU leads 16-9*

*At Other Sites:Series tied,1-1-1*

## Auburn Series

LSU LEADS 19-16-1

1901: AU, 28-0	Nov. 20 at Baton Rouge
1902: LSU, 5-0	Oct.27 at Baton Rouge
1903: AU, 12-0	Nov. 11 at Auburn
1908: LSU, 10-2	Oct.31 at Auburn
1912: AU, 7-0	Nov. 9 at Mobile
1913: AU, 7-0	Nov. 1 at Mobile
1924: AU, 3-0	Oct.25 at Birmingham
1926: LSU, 10-0	Oct.16 at Montgomery
1927: LSU, 9-0	Oct.15 at Montgomery
1934: LSU, 20-6	Oct.13 at Baton Rouge
1935: LSU, 6-0	Nov. 2 at Baton Rouge
1936: LSU, 19-6	Nov. 14 at Birmingham
1937: LSU, 9-7	Nov. 13 at Baton Rouge
1938: AU, 28-6	Nov. 12 at Birmingham
1939: AU, 21-7	Nov. 18 at Baton Rouge
1940: LSU, 21-13	Nov. 16 at Birmingham
1941: Tie,7-7	Nov. 15 at Baton Rouge
1942: AU, 25-7	Nov. 14 at Birmingham
1969: LSU, 21-20	Oct.25 at Baton Rouge
1970: LSU, 17-9	Oct.24 at Auburn
1972: LSU, 35-7	Oct.14 at Baton Rouge
1973: LSU, 20-6	Oct.13 at Auburn
1980: LSU, 21-17	Oct.11 at Baton Rouge
1981: AU, 19-7	Oct.10 at Auburn
1988: LSU, 7-6	Oct.8 at Baton Rouge
1989: AU, 10-6	Oct.14 at Auburn
1992: AU, 30-28	Sept.19 at Auburn
1993: AU, 34-10	Sept.18 at Baton Rouge
1994: AU, 30-26	Sept.17 at Auburn

# Series Records vs. 2002 Opponents



**Cedric Donaldson intercepted a pass to help lead LSU to an upset of No.1 Florida 28-21 in 1997.**

1995: LSU, 12-6	Sept.16 at Baton Rouge
1996: LSU, 19-15	Sept.21 at Auburn
1997: AU, 31-28	Sept.20 at Baton Rouge
1998: LSU, 31-19	Sept.19 at Auburn
1999: AU, 41-7	Sept.18 at Baton Rouge
2000: AU, 34-17	Sept.16 at Auburn
2001: LSU, 27-14	Dec.1 at Baton Rouge

*At Baton Rouge:LSU leads,10-5-1*

*At Auburn:AU leads,6-5*

*At Other Sites:AU leads,5-4*

## The Citadel Series

FIRST MEETING

## Florida Series

FLORIDA LEADS 26-19-3

1937: LSU, 19-0	Sept.25 at Baton Rouge
1941: LSU, 10-7	Oct.25 at Baton Rouge
1953: Tie,21-21	Oct.24 at Gainesville
1954: LSU, 20-7	Oct.23 at Baton Rouge
1955: UF, 18-14	Oct.15 at Gainesville
1956: UF, 21-6	Oct.27 at Baton Rouge
1957: UF, 22-14	Oct.26 at Gainesville
1958: LSU, 10-7	Oct.25 at Baton Rouge
1959: LSU, 9-0	Oct.24 at Gainesville
1960: UF, 13-10	Oct.22 at Baton Rouge
1961: LSU, 23-0	Oct.28 at Gainesville
1962: LSU, 23-0	Oct.27 at Baton Rouge
1963: LSU, 14-0	Oct.26 at Gainesville
1964: UF, 20-6	Nov. 28 at Baton Rouge
1965: UF, 14-7	Oct.2 at Gainesville
1966: UF, 28-7	Oct.22 at Baton Rouge
1967: LSU, 37-6	Oct.7 at Gainesville
1971: LSU, 48-7	Oct.9 at Baton Rouge
1972: Tie,3-3	Nov. 25 at Gainesville
1973: LSU, 24-3	Oct.6 at Baton Rouge
1974: UF, 24-14	Oct.5 at Gainesville
1975: UF, 34-6	Oct.4 at Baton Rouge
1976: UF, 28-23	Oct.2 at Gainesville
1977: LSU, 36-14	Oct.1 at Baton Rouge
1978: LSU, 34-21	Oct.7 at Gainesville
1979: LSU, 20-3	Oct.6 at Baton Rouge

1980: LSU, 24-7	Oct.4 at Gainesville
1981: UF, 24-10	Oct.3 at Baton Rouge
1982: LSU, 24-13	Oct.2 at Gainesville
1983: UF, 31-17	Oct.1 at Baton Rouge
1984: Tie,21-21	Sept.8 at Gainesville
1985: UF, 20-0	Oct.5 at Baton Rouge
1986: LSU, 28-17	Oct.4 at Gainesville
1987: LSU, 13-10	Oct.3 at Baton Rouge
1988: UF, 19-6	Oct.1 at Gainesville
1989: UF, 16-13	Oct.7 at Baton Rouge
1990: UF, 34-8	Oct.6 at Gainesville
1991: UF, 16-0	Oct.5 at Baton Rouge
1992: UF, 28-21	Oct.10 at Gainesville
1993: UF, 58-3	Oct.9 at Baton Rouge
1994: UF, 42-18	Oct.8 at Gainesville
1995: UF, 28-10	Oct.7 at Baton Rouge
1996: UF, 56-13	Oct.12 at Gainesville
1997: LSU 28-21	Oct.11 at Baton Rouge
1998: UF, 22-10	Oct.10 at Gainesville
1999: UF, 31-10	Oct.9 at Baton Rouge
2000: UF, 41-9	Oct.7 at Gainesville
2001:UF, 44-15	Oct.6 at Baton Rouge

*At Baton Rouge:Florida leads,14-11*

*At Gainesville:Florida leads,12-8-3*

## Kentucky Series

LSU LEADS 36-15-1

1949: UK,19-0	Sept.24 at Baton Rouge
1950: UK,14-0	Sept.23 at Lexington
1952: LSU, 34-7	Oct.11 at Lexington
1953: Tie,6-6	Oct.10 at Baton Rouge
1954: UK,7-6	Oct.2 at Lexington
1955: LSU, 19-7	Sept.17 at Baton Rouge
1956: UK,14-0	Oct.20 at Lexington
1957: LSU, 21-0	Oct.19 at Baton Rouge
1958: LSU, 32-7	Oct.18 at Baton Rouge
1959: LSU, 9-0	Oct.17 at Lexington
1960: UK,3-0	Oct.15 at Lexington
1961: LSU, 24-14	Oct.21 at Baton Rouge
1962: LSU, 7-0	Oct.20 at Lexington
1963: LSU, 28-7	Oct.19 at Baton Rouge
1964: LSU, 27-7	Oct.17 at Lexington
1965: LSU, 31-21	Oct.16 at Baton Rouge

1966: LSU, 30-0	Oct.15 at Lexington
1967: LSU, 30-7	Oct.21 at Baton Rouge
1968: LSU, 13-3	Oct.19 at Baton Rouge
1969: LSU, 37-10	Oct.18 at Lexington
1970: LSU, 14-7	Oct.17 at Baton Rouge
1971: LSU, 17-13	Oct.16 at Lexington
1972: LSU, 10-0	Oct.21 at Baton Rouge
1973: LSU, 28-21	Oct.20 at Baton Rouge
1974: UK,20-13	Oct.19 at Lexington
1975: LSU, 17-14	Oct.18 at Baton Rouge
1976: UK,21-7	Oct.16 at Lexington
1977: UK,33-13	Oct.15 at Baton Rouge
1978: LSU, 21-0	Oct.21 at Lexington
1979: LSU, 23-19	Oct.20 at Baton Rouge
1980: LSU, 17-10	Oct.18 at Lexington
1981: LSU, 24-10	Oct.17 at Baton Rouge
1982: LSU, 34-10	Oct.16 at Lexington
1983: UK,21-13	Oct.15 at Baton Rouge
1984: LSU, 36-10	Oct.20 at Lexington
1985: LSU, 10-0	Oct.19 at Baton Rouge
1986: LSU, 25-16	Oct.18 at Lexington
1987: LSU, 34-9	Oct.17 at Baton Rouge
1988: LSU, 15-12	Oct.15 at Baton Rouge
1989: UK,27-21	Oct.21 at Lexington
1990: LSU, 30-20	Oct.20 at Baton Rouge
1991: LSU, 29-26	Oct.19 at Lexington
1992: UK,27-25	Oct.17 at Baton Rouge
1993: UK,35-17	Oct.16 at Lexington
1994: LSU, 17-13	Oct.15 at Baton Rouge
1995: UK,24-16	Oct.14 at Lexington
1996: LSU, 41-14	Oct.19 at Baton Rouge
1997: LSU, 63-28	Nov. 1 at Lexington
1998: UK,39-36	Oct.17 at Baton Rouge
1999: UK,31-5	Oct.16 at Lexington
2000: LSU, 34-0	Oct 14 at BatonRouge
2001:LSU, 29-25	Oct.13 at Lexington

*At Baton Rouge:LSU leads,21-5-1*

*At Lexington:LSU leads,15-10*

## Louisiana-Lafayette Series

LSU LEADS 19-0

1902: LSU, 42-0	Oct.16 at Lafayette
1911:LSU, 42-0	Oct.7 at Baton Rouge
1912:LSU, 85-3	Oct.5 at Baton Rouge
1913:LSU, 26-0	Oct.11 at Lafayette
1914:LSU, 54-0	Sept.27 at Baton Rouge
1916:LSU, 24-0	Sept.30 at Lafayette
1917: LSU, 20-6	Oct.6 at Baton Rouge
1919:LSU, 39-0	Oct.4 at Baton Rouge
1923:LSU, 7-3	Oct.6 at Baton Rouge
1924:LSU, 31-7	Oct.4 at BatonRouge
1925:LSU, 38-0	Oct.3 at Baton Rouge
1926: LSU, 34-0	Oct.2 at Baton Rouge
1927:LSU, 52-0	Oct.1 at Baton Rouge
1928:LSU, 46-0	Oct.6 at Baton Rouge
1929:LSU, 58-0	Oct.5 at Baton Rouge
1930:LSU, 85-0	Oct.4 at Baton Rouge
1935:LSU, 56-0	Nov. 23 at Baton Rouge
1936:LSU, 93-0	Nov. 21 at Baton Rouge
1938: LSU, 32-0	Nov. 19 at Baton Rouge

*At Baton Rouge:LSU leads 16-0*

*At Lafayette:LSUleads 3-0*

# Series Records vs. 2002 Opponents

## Miami (Ohio) Series

TIED 1-1

1986: UM,21-12 Sept.20 at BatonRouge  
1990:LSU, 35-7 Sept.15 at Baton Rouge

At Baton Rouge: Tied,1-1

## Mississippi State Series

LSU LEADS 59-33-3

1896: LSU, 52-0 Nov. 20 at Baton Rouge  
1902: LSU, 6-0 Nov. 27 at Starkville  
1903: MSU, 11-0 Nov. 7 at Starkville  
1905: LSU, 15-0 Dec.1 at Baton Rouge  
1906: Tie,0-0 Oct.27 at Starkville  
1907: LSU, 23-11 Nov. 9 at Baton Rouge  
1908: LSU, 50-0 Nov. 7 at Baton Rouge  
1909: LSU, 15-0 Oct.16 at Baton Rouge  
1910: MSU, 3-0 Oct.21 at Columbus  
1911: MSU, 6-0 Nov. 12 at Gulfport  
1912: MSU, 7-0 Nov. 2 at Baton Rouge  
1913: Tie,0-0 Nov. 15 at Starkville  
1915: LSU, 10-0 Oct.29 at Baton Rouge  
1916: LSU, 13-3 Nov. 12 at Starkville  
1917: MSU, 9-0 Nov. 29 at Baton Rouge  
1919: MSU, 6-0 Nov. 1 at Starkville  
1920: MSU, 12-7 Oct.23 at Baton Rouge  
1921: LSU, 17-14 Dec.3 at Starkville  
1922: MSU, 7-0 Nov. 18 at Baton Rouge  
1923: MSU, 14-7 Dec.1 at Starkville  
1926: MSU, 7-6 Oct.23 at Jackson  
1927: LSU, 9-7 Oct.22 at Jackson  
1928: LSU, 31-0 Oct.20 at Jackson  
1929: LSU, 31-6 Oct.19 at Jackson  
1930: MSU, 8-6 Oct.18 at Jackson  
1931: LSU, 31-0 Oct.17 at Baton Rouge  
1932: LSU, 24-0 Oct.15 at Monroe  
1933: LSU, 21-6 Nov. 25 at Monroe  
1934: LSU, 25-3 Nov. 3 at Baton Rouge  
1935: LSU, 28-13 Nov. 9 at Baton Rouge  
1936: LSU, 12-0 Nov. 7 at Baton Rouge  
1937: LSU, 41-0 Nov. 6 at Baton Rouge  
1938: LSU, 32-7 Nov. 5 at Baton Rouge  
1939: MSU, 15-12 Nov. 11 at Baton Rouge  
1940: MSU, 22-7 Nov. 9 at Baton Rouge  
1941: Tie,0-0 Oct.11 at Baton Rouge  
1942: LSU, 16-6 Oct.10 at Baton Rouge  
1944: MSU, 13-6 Oct.21 at Baton Rouge  
1945: MSU, 27-20 Nov. 10 at Baton Rouge  
1946: LSU, 13-6 Oct.5 at Baton Rouge  
1947: LSU, 21-6 Nov. 15 at Baton Rouge  
1948: MSU, 7-0 Nov. 13 at Baton Rouge  
1949: LSU, 34-7 Nov. 12 at Baton Rouge  
1950: MSU, 13-7 Nov. 18 at Baton Rouge  
1951: LSU, 3-0 Nov. 17 at Baton Rouge  
1952: MSU, 33-14 Nov. 15 at Baton Rouge  
1953: MSU, 26-13 Nov. 14 at Baton Rouge  
1954: MSU, 25-0 Nov. 13 at Baton Rouge  
1955: LSU, 34-7 Nov. 12 at Baton Rouge  
1956: MSU, 32-13 Nov. 17 at Baton Rouge  
1957: MSU, 14-6 Nov. 16 at Baton Rouge  
1958: LSU, 7-6 Nov. 15 at Jackson  
1959: LSU, 27-0 Nov. 14 at Baton Rouge  
1960: LSU, 7-3 Nov. 12 at Baton Rouge  
1961: LSU, 14-6 Nov. 18 at Baton Rouge  
1962: LSU, 28-0 Nov. 17 at Jackson  
1963: MSU, 7-6 Nov. 16 at Jackson  
1964: LSU, 14-10 Nov. 14 at Baton Rouge  
1965: LSU, 37-20 Nov. 13 at Baton Rouge  
1966: LSU, 17-7 Nov. 12 at Baton Rouge  
1967: LSU, 55-0 Nov. 18 at Baton Rouge



In 2000, LaBrandon Toefield's touchdown defeated Mississippi State, 45-38, in overtime.

1968: LSU, 20-16 Nov. 16 at Baton Rouge  
1969: LSU, 61-6 Nov. 15 at Baton Rouge  
1970: LSU, 38-7 Nov. 14 at Baton Rouge  
1971: LSU, 28-3 Nov. 13 at Jackson  
1972: LSU, 28-14 Nov. 18 at Baton Rouge  
1973: LSU, 26-7 Nov. 17 at Baton Rouge  
1974: MSU, 7-6 Nov. 16 at Jackson  
\*1975: MSU, 16-6 Nov. 15 at Baton Rouge  
\*1976: MSU, 21-13 Nov. 13 at Jackson  
1977: LSU, 27-24 Nov. 12 at Baton Rouge  
1978: MSU, 16-14 Nov. 18 at Jackson  
1979: LSU, 21-3 Nov. 17 at Baton Rouge  
1980: MSU, 55-31 Nov. 15 at Jackson  
1981: MSU, 17-9 Nov. 14 at Baton Rouge  
1982: MSU, 27-24 Nov. 13 at Starkville  
1983: MSU, 45-26 Nov. 12 at Baton Rouge  
1984: MSU, 16-14 Nov. 17 at Starkville  
1985: LSU, 17-15 Nov. 16 at Baton Rouge  
1986: LSU, 47-0 Nov. 15 at Jackson  
1987: LSU, 34-14 Nov. 14 at Baton Rouge  
1988: LSU, 20-3 Nov. 12 at Starkville  
1989: LSU, 44-20 Nov. 18 at Baton Rouge  
1990: MSU, 34-22 Nov. 17 at Jackson  
1991: MSU, 28-19 Nov. 16 at Baton Rouge  
1992: LSU, 24-3 Sept.12 at Baton Rouge  
1993: LSU, 18-16 Sept.11 at Starkville  
1994: LSU, 44-24 Sept.10 at Baton Rouge  
1995: LSU, 34-16 Sept.9 at Starkville  
1996: LSU, 28-20 Oct.26 at Baton Rouge  
1997: LSU, 24-9 Sept.13 at Starkville  
1998: LSU, 41-6 Oct.24 at Baton Rouge  
1999: MSU, 17-16 Oct.23 at Starkville  
2000: LSU, 45-38 (OT) Oct.21 at Baton Rouge  
2001:LSU, 42-0 Oct.20 at Starkville  
\*-Forfeited to LSU by NCAA

At Baton Rouge:LSU leads,42-18-1  
At Starkville:LSUleads,7-6-2  
At Jackson:LSU leads,8-7  
At Other Sites:Series tied,2-2

## Ole Miss Series

LSU LEADS 49-37-4

1894: UM,26-6 Dec.3 at Baton Rouge  
1896: LSU, 12-4 Nov. 13 at Vicksburg  
1899: UM,11-0 Nov. 3 at Meridian  
1901: LSU, 46-0 Nov. 7 at Baton Rouge  
1902: LSU, 6-0 Nov. 8 at New Orleans  
1903: UM,11-0 Nov. 21 at New Orleans  
1904: LSU, 5-0 Nov. 5 at Baton Rouge  
1906: UM,9-0 Oct.20 at Baton Rouge  
1907: LSU, 23-0 Nov. 16 at Jackson  
1909: LSU, 10-0 Oct.9 at Baton Rouge  
1912: UM,10-7 Oct.19 at Baton Rouge  
1914: UM,21-0 Oct.17 at Baton Rouge  
1915: LSU, 28-0 Oct.15 at Oxford  
1916: LSU, 41-0 Nov. 19 at Baton Rouge  
1917: LSU, 52-7 Oct.13 at Oxford  
1919: LSU, 13-0 Oct.18 at Baton Rouge  
1921: LSU, 21-0 Nov. 12 at Baton Rouge  
1926: LSU, 3-0 Nov. 13 at Baton Rouge  
1927: UM,12-7 Nov. 5 at Oxford  
1928: LSU, 19-6 Nov. 10 at Baton Rouge  
1929: LSU, 13-6 Nov. 16 at Baton Rouge  
1930: LSU, 6-0 Nov. 8 at Baton Rouge  
1931: LSU, 26-3 Nov. 14 at Jackson  
1933: LSU, 31-0 Nov. 18 at Baton Rouge  
1934: LSU, 14-0 Nov. 17 at Jackson  
1936: LSU, 13-0 Oct.17 at Baton Rouge  
1937: LSU, 13-0 Oct.16 at Baton Rouge  
1938: UM,20-7 Sept.24 at Baton Rouge  
1939: UM,14-7 Sept.30 at Baton Rouge  
1940: UM,19-6 Sept.28 at Baton Rouge  
1941: UM,13-12 Nov. 8 at Baton Rouge  
1942: LSU, 21-7 Oct.17 at Baton Rouge  
1945: LSU, 32-13 Nov. 3 at Baton Rouge  
1946: LSU, 34-21 Nov. 2 at Baton Rouge  
1947: UM,20-18 Nov. 1 at Baton Rouge  
1948: UM,49-19 Oct.30 at Baton Rouge  
1949: LSU, 34-7 Oct.29 at Baton Rouge  
1950: LSU, 40-14 Nov. 4 at Baton Rouge  
1951: Tie,6-6 Nov. 3 at Baton Rouge  
1952: UM,28-0 Nov. 1 at Oxford  
1953: UM,27-16 Oct.31 at Baton Rouge  
1954: UM,21-6 Oct.30 at Baton Rouge



# Series Records vs. 2002 Opponents



*In 1972, Bert Jones unleashed a touchdown pass with no time left on the scoreboard clock against Ole Miss...*



*In the end zone, Brad Davis' catch tied the game at 16-16 against the Rebels...*



*and Rusty Jackson's extra-point gave LSU a 17-16 win over Ole Miss.*

1955: UM,29-26	Oct.29 at Baton Rouge
1956: UM,46-17	Nov. 3 at Baton Rouge
1957: UM,14-12	Nov. 9 at Oxford
1958: LSU, 14-0	Nov. 1 at Baton Rouge
1959: LSU, 7-3	Oct.31 at Baton Rouge
1960: UM,21-0	Jan.1 at New Orleans
1960: Tie,6-6	Oct.29 at Oxford
1961: LSU, 10-7	Nov. 4 at Baton Rouge
1962: UM,15-7	Nov. 3 at Baton Rouge
1963: UM,37-3	Nov. 2 at Baton Rouge
1964: LSU, 11-10	Oct.31 at Baton Rouge
1965: UM,23-0	Oct.30 at Jackson
1966: UM,17-0	Oct.29 at Baton Rouge
1967: Tie,13-13	Nov. 4 at Jackson
1968: UM,27-24	Nov. 2 at Baton Rouge
1969: UM,26-23	Nov. 1 at Jackson
1970: LSU, 61-17	Dec.5 at Baton Rouge
1971: UM,24-22	Oct.30 at Jackson
1972: LSU, 17-16	Nov. 4 at Baton Rouge
1973: LSU, 51-14	Nov. 3 at Jackson
1974: LSU, 24-0	Nov. 2 at Baton Rouge
1975: UM,17-13	Nov. 1 at Jackson
1976: LSU, 45-0	Oct.30 at Baton Rouge
1977: LSU, 28-21	Oct.29 at Jackson
1978: LSU, 30-8	Nov. 4 at Baton Rouge
1979: LSU, 28-24	Nov. 3 at Jackson
1980: LSU, 38-16	Nov. 1 at Baton Rouge
1981: Tie,27-27	Oct.31 at Jackson
1982: LSU, 45-8	Oct.30 at Baton Rouge
1983: UM,27-24	Oct.29 at Jackson
1984: LSU, 32-29	Nov. 3 at Baton Rouge
1985: LSU, 14-0	Nov. 2 at Jackson
1986: UM,21-19	Nov. 1 at Baton Rouge
1987: LSU, 42-13	Oct.31 at Jackson
1988: LSU, 31-20	Oct.29 at Baton Rouge
1989: LSU, 35-30	Nov. 4 at Oxford
1990: UM,19-10	Nov. 3 at Baton Rouge
1991: LSU, 25-22	Nov. 2 at Jackson
1992: UM,32-0	Oct.31 at Jackson
1993: LSU, 19-17	Oct.30 at Baton Rouge
1994: UM,34-21	Oct.29 at Oxford
1995: LSU, 38-9	Nov. 11 at Baton Rouge
1996: LSU, 39-7	Nov. 16 at Oxford
1997: UM,36-21	Oct.18 at Baton Rouge
1998: UM,37-31 (OT)	Oct.31 at Oxford
1999: UM,42-23	Oct.3 at Baton Rouge
2000: LSU, 20-9	Nov. 11 at Oxford
2001:UM,35-24	Oct.27 at Baton Rouge

*At Baton Rouge:LSU leads,33-22-1*

*At Oxford:Series tied,5-5-1*

*At Jackson:LSU leads,9-6-2*

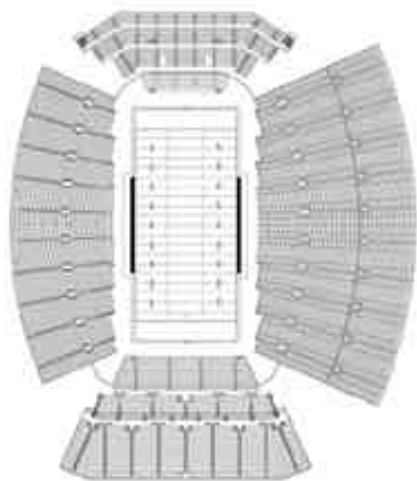
*At Other Sites:UM leads,3-2-0*

## Virginia Tech Series

FIRST MEETING

# Stadium Diagrams/Travel Plans

at Virginia Tech • September 1, 2002

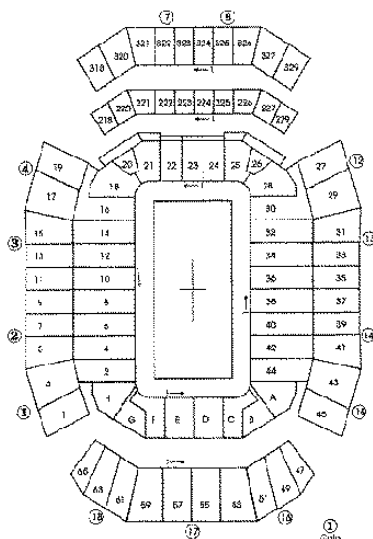


**Lane Stadium**  
Capacity: 65,115

**TEAM HOTEL**

Wyndham Roanoke Airport  
2801 Hershberger Road  
Roanoke, Va. 24017  
Phone: (540) 561-7913  
Fax: (540) 561-7910

at Florida • October 12, 2002

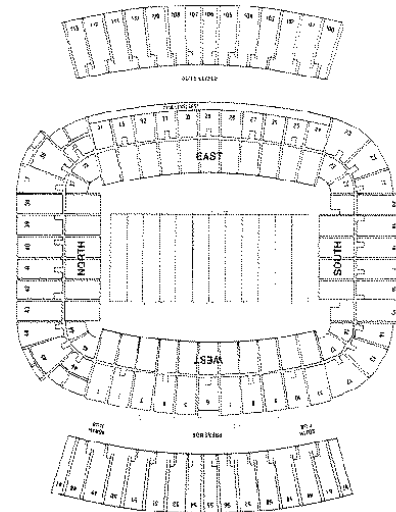


**Ben Hill Griffin Stadium**  
Capacity: 83,000

**TEAM HOTEL**

Hilton Ocala  
3600 Southwest 36th Ave.  
Ocala, Fla. 34474  
Phone: (352) 854-1400  
Fax: (352) 854-6073

at Auburn • October 26, 2002



**Jordan-Hare Stadium**  
Capacity: 85,214

**TEAM HOTEL**

Columbus Hilton  
800 Front Ave.  
Columbus, Ga.  
Phone: (706) 324-1800  
Fax: (706) 327-8042

**ON THEROAD**

LSU Sports Information Director Michael Bonnette will travel one day in advance of the team and will lodge at the team hotel.

at Kentucky • November 9, 2002

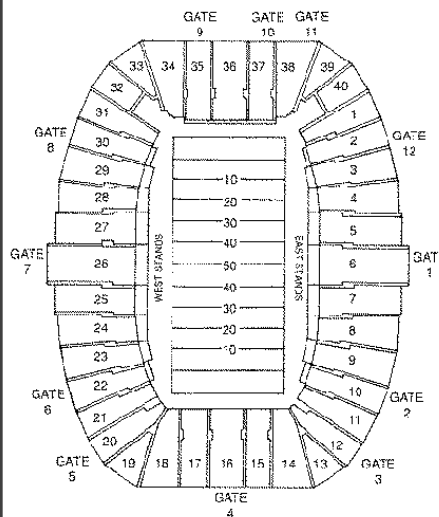


**Commonwealth Stadium**  
Capacity: 67,530

**TEAM HOTEL**

Marriott's Griffin Gate  
1800 Newton Pike  
Lexington, Ky. 40511  
Phone: (859) 231-1500  
Fax: (859) 231-5136

at Arkansas • November 29, 2002



**War Memorial**  
Capacity: 53,727

**TEAM HOTEL**

Holiday Inn Select  
201 South Shackleford  
Little Rock, Ark. 72211  
Phone: (501) 223-3000  
Fax: (501) 223-2833