

# Game 1



#13 LSU 48

TULANE 17

F



September 1, 2001  
Tiger Stadium  
Baton Rouge, La.  
Attendance: 91,782

## What they said...

"Scoring quickly was a big boost for us. It let everyone know there was going to be no let-down and that we were going to exploit some part of their defense."

- LSU QUARTERBACK ROHAN DAVEY

"Obviously it was a great win for us. I thought it was really significant that there were two big plays in the kicking game. The kick return to start the game, the sack on the punt, those plays were really big. I was pleased with the defensive play. Obviously there were a lot of good things that happened on that field today."

- LSU HEAD COACH NICK SABAN

"We played an outstanding football team tonight and they showed it. When we play a team of LSU's caliber and other teams of the same caliber you can't make any mistakes, and tonight we made too many of them in the first half. I think that the LSU running backs are as good as any in the country by the way that those guys played throughout the night."

- TULANE HEAD COACH CHRIS SCELFO



*Damien James came up with his first interception of the season while posting seven tackles to limit Tulane's high powered passing attack.*

## TIGERS ROLL THROUGH GREEN WAVE

LSU scored early and often en route to a 48-17 victory over in-state rival Tulane. LaBrandon Toefield scampered 28 yards less than 30 seconds into the game with the first of three touchdowns on the day for the sophomore, as the Tigers built an insurmountable 34-10 halftime lead. Rohan Davey completed

19-of-29 passes for 253 yards and a pair of TD passes, as the Tigers won their sixth straight season opener in front of an LSU record 91,782 fans. Josh Reed had his eighth 100-yard receiving game in only 15 games at wide receiver, grabbing six passes for 135 yards, as the Tigers dismantled the Green Wave.

## Notes on the Game

- The attendance of 91,782 was the largest to ever see a game in Tiger Stadium, eclipsing the 91,778 that watched LSU beat Alabama in 2000. LSU went on to break the record two more times during the 2001 season.
- LaBrandon Toefield set a then-career high with three touchdowns, becoming the first Tiger ball carrier to score three touchdowns since Herb Tyler did so against Kentucky in 1998.
- Toefield's touchdown run on the first play from scrimmage marked the first time LSU scored on its first play from scrimmage since Harvey Williams' 60-yard TD run opened scoring 17 seconds into a 1987 game against Rice.
- Domanick Davis' 59-yard return of the opening kickoff was LSU's longest kickoff return since Kevin Faulk's 88-yard return for a touchdown at Notre Dame in 1998. It was also Davis' longest return in his career, eclipsing a 56-yard kick return in 1999 against Auburn.
- The 48 yards rushing allowed by LSU were the fewest yielded in the Nick Saban era and the first time the Tigers held an opponent under 50 yards since limiting Arkansas St. to 43 in the 1998 opener.
- LSU extended its winning streak over Tulane to 14 consecutive games, with the last Green Wave win coming in 1982. LSU's longest winning streak in the 94-game series was a 17-game string from 1956-72. LSU is now 42-4-2 against the Wave since 1949.
- LSU won its sixth consecutive season opener, its longest streak in openers since winning eight in a row from 1962-69.

## Individual Statistics

## LSU

RUSHING	ATT.	GAIN	LOST	NET	TD	LONG
D. Henderson	19	65	1	64	0	13
L. Toefield	15	69	11	58	3	28
Derron Parquet	6	43	2	41	0	22
Domanick Davis	2	34	0	34	1	31
Joseph Addai	7	28	0	28	0	10
M. Randall	1	7	0	7	0	7

PASSING	ATT.	COMP	INT.	YDS.	TD	LONG	SACKS
Rohan Davey	29	19	0	253	2	42	0
M. Randall	2	2	0	9	0	7	0

RECEIVING	NO.	YDS.	TD	LONG
Jerel Myers	8	59	0	23
Josh Reed	6	135	0	42
Robert Royal	2	21	1	21
M. Clayton	2	21	0	17
Jack Hunt	1	17	0	17
J. Domingeaux	1	6	0	6
Eric Edwards	1	3	1	3

PUNTING	NO.	YDS.	AVG.	LONG
Donnie Jones	2	88	44.0	44

FIELD GOALS	ATT.	MADE	LONG	KICKS
John Corbello	3	2	32	Made 32, 21; Missed 41

ALL RETURNS	PUNTS			KICKOFFS			INTERCEPTED		
	NO.	YDS	LP	NO.	YDS	LP	NO.	YDS	LP
Domanick Davis	0	0	0	2	60	59	0	0	0
Josh Reed	0	0	0	1	17	17	0	0	0
Damien James	0	0	0	0	0	0	1	7	7

## Tulane

RUSHING	ATT.	GAIN	LOST	NET	TD	LONG
Mewelde Moore	21	61	11	50	0	8
Terrell Harris	1	15	0	15	0	15
Kris Coleman	1	0	1	-1	0	0
P. Ramsey	1	0	-2	-2	0	0
Team	2	0	-14	-14	0	0

PASSING	ATT.	COMP	INT.	YDS.	TD	LONG	SACKS
P. Ramsey	47	25	1	343	2	49	1

RECEIVING	NO.	YDS.	TD	LONG
Mewelde Moore	7	51	0	13
Terrell Harris	6	95	0	46
Z. Robinson	5	79	1	49
Royd. Williams	4	86	1	43
N. Narcisse	2	9	0	5
Carl Davis	1	23	0	23

PUNTING	NO.	YDS.	AVG.	LONG
Casey Roussel	4	186	46.5	56

FIELD GOALS	ATT.	MADE	LONG	KICKS
Seth Marler	1	1	26	Made 26

ALL RETURNS	PUNTS			KICKOFFS			INTERCEPTED		
	NO.	YDS	LP	NO.	YDS	LP	NO.	YDS	LP
Z. Robinson	0	0	0	2	10	7	0	0	0
L. Elphage	2	-26	1	0	0	0	0	0	0
Brant Hocke	0	0	0	5	73	22	0	0	0

## Scoring Summary

TULANE	3	7	7	0	-17
LSU	7	27	7	7	-48

LSU	14:34	1Q	L. Toefield 28 run (J. Corbello kick)
TU	4:51	1Q	Seth Marler 26 field goal
LSU	14:54	2Q	Robert Royal 16 pass from Rohan Davey (Corbello kick)
LSU	9:17	2Q	Corbello 21 field goal
TU	7:16	2Q	Royd. Williams 26 pass from P. Ramsey (Marler kick)
LSU	6:45	2Q	Domanick Davis 3 run (Corbello kick)
LSU	3:56	2Q	Toefield 3 run (Corbello kick)
LSU	0:31	2Q	Corbello 32 field goal
LSU	11:51	3Q	Eric Edwards 3 pass from Davey (Corbello kick)
TU	6:17	3Q	Zander Robinson 6 pass from Ramsey (Marler kick)
LSU	14:55	4Q	Toefield 1 run (Corbello kick)

## Team Statistical Comparison

	TU	LSU
FIRST DOWNS	21	25
RUSHING	2	12
PASSING	17	13
PENALTY	2	0
RUSHING ATTEMPTS	26	50
YARDS GAINED RUSHING	76	246
YARDS LOST RUSHING	28	14
NET YARDS RUSHING	48	232
NET YARDS PASSING	343	262
PASSES ATTEMPTED	47	31
PASSES COMPLETED	25	21
HAD INTERCEPTED	1	0
TOTAL OFFENSIVE PLAYS	73	81
TOTAL NET YARDS	391	494
AVERAGE GAIN PER PLAY	5.4	6.1
FUMBLES/LOST	3-2	3-2
PENALTIES/YARDS	3-16	5-34
INTERCEPTIONS/YARDS	0-0	1-7
PUNTS/YARDS	4-186	2-88
AVERAGE PER PUNT	46.5	44.0
PUNT RETURNS/YARDS	2-(-26)	0-0
KICKOFF RETURNS/YARDS	7-83	3-77
POSSESSION TIME	24:28	35:32
THIRD-DOWN CONVERSIONS	2 of 12	10 of 15
SACKS BY	0-0	1-2

## Game 2



# 14 LSU 31

UTAH STATE 14

F



September 8, 2001  
Tiger Stadium  
Baton Rouge, La.  
Attendance: 87,756

### What they said...

"The holes are just opening up for me and I'm hitting them hard. I'm not doing anything special, it's everyone else who is doing it for me. I'm just running through the holes they are giving me."

- LSU RUNNING BACK LABRANDON TOEFIELD

"We started out pretty well, we kind of tailed off at the end from the offensive standpoint. We knew we had to make plays and we were able to make plays. I think the offensive line did a great job. They made holes for us to run through and the defense did a great job of bending but not breaking."

- LSU QUARTERBACK ROHAN DAVEY

"We made some great big plays on offense and I think we're going to have to be able to do that and we're going to have to be more consistent on defense to be the team we want to be. This kind of game is sometimes scary as a coach because you feel the other team is dangerous because of the unknown. We knew what this team did, but we really didn't know this team. I think they (Utah State) competed well on the field. It was a lot tougher game than what our players thought which is why we say none of them are ever easy. We never shut the door like we could have."

- LSU HEAD COACH NICK SABAN

### What they did...

Louisiana Offensive Player of the Week

- LSU RUNNING BACK LABRANDON TOEFIELD



*LaBrandon Toefield ran for career highs of four touchdowns and 183 yards to become the fastest Tiger to seven touchdowns in a season.*

## TOEFIELD CARRIES TIGERS PAST UTAH STATE

LaBrandon Toefield had a career best performance, carrying the ball 27 times for 183 yards and four touchdowns as the Tigers defeated Utah State, 31-14, to improve to 2-0 for the sixth-consecutive year. The sophomore capped a three-touchdown first half with a 70-yard scamper to give the Tigers a 24-7 halftime lead. He ended his near-flawless evening with a 4-yard run early in the

fourth quarter to help the Tigers to the final margin of victory. Josh Reed chipped in with five receptions for 124 yards, posting his second 100-yard game in as many weeks and his ninth overall at LSU while quarterback Rohan Davey completed 13-of-24 passes for 221 yards. Defensive back Randall Gay had a sack, forced a fumble and recorded his first career interception.

### Notes on the Game

- LSU gained 504 total yards. It was the first time LSU broke the 500-yard mark since gaining 680 in the 2000 season opener against Western Carolina.
- LSU improved to 2-0 for the sixth consecutive season, the longest streak since going 2-0 for eight consecutive seasons from 1923-30.
- LaBrandon Toefield set career highs with 183 yards rushing and four touchdowns.
- Toefield's four-TD effort made him the first Tiger to rush for four TDs since Kevin Faulk set the LSU record with five at Kentucky in 1997. Faulk and Toefield are the only LSU rushers to score seven rushing TDs over a two-game span, as Faulk scored two at Alabama in 1997 one week after the five-TD outburst. Toefield scored three in the 2001 season opener against Tulane.
- Toefield became the sixth LSU player to rush for four or more TDs in a game, joining Faulk (see above), Charles Alexander (1977 vs. Oregon), Dalton Hilliard (1984 at Kentucky), Harvey Williams (1990 vs. Miami of Ohio) and Rondell Mealey (1996 vs. New Mexico St.).
- Toefield became the first Tiger to score three or more TDs in back-to-back games in the modern era (since 1937) of LSU football.
- Toefield also became the first LSU player to score seven TDs in the first two games of a season. The previous record for most TDs in the first two games of a season was five by Carlos Carson in 1977, as he caught five TD passes in the second game of the 1977 campaign against Rice.

## Individual Statistics

## LSU

RUSHING	ATT.	GAIN	LOST	NET	TD	LONG
L. Toefield	27	188	5	183	4	70
D. Henderson	10	76	0	76	0	25
Rohan Davey	5	23	5	18	0	14
Team	1	0	2	-2	0	0

PASSING	ATT.	COMP	INT.	YDS.	TD	LONG	SACKS
Rohan Davey	24	13	0	229	0	45	1

RECEIVING	NO.	YDS.	TD	LONG
Josh Reed	5	124	0	45
Robert Royal	5	72	0	29
Jerel Myers	2	16	0	9
M. Clayton	1	17	0	17

PUNTING	NO.	YDS.	AVG.	LONG	I20
Donnie Jones	4	172	43.0	47	2

FIELD GOALS	ATT.	MADE	LONG	KICKS
John Corbello	1	1	34	Made 34

ALL RETURNS	PUNTS			KICKOFFS			INTERCEPTED		
	NO.	YDS	LP	NO.	YDS	LP	NO.	YDS	LP
Erin Damond	0	0	0	0	0	0	1	3	3
Randall Gay	0	0	0	0	0	0	1	0	0
D. Henderson	0	0	0	1	35	35	0	0	0
Ryan Clark	2	-11	0	0	0	0	0	0	0

## Utah State

RUSHING	ATT.	GAIN	LOST	NET	TD	LONG
Emmett White	22	110	2	108	1	23
Jose Fuentes	2	0	17	-17	0	0

PASSING	ATT.	COMP	INT.	YDS.	TD	LONG	SACKS
Jose Fuentes	52	30	2	235	1	33	2

RECEIVING	NO.	YDS.	TD	LONG
Kevin Curtis	12	100	0	25
Emmett White	6	41	0	18
J.R. Suguturaga	5	33	0	9
C. Stallworth	3	51	0	33
M.Sanders	1	4	0	4
C. Dooley	1	3	1	3
Jason Deml	1	3	0	3
Gary Coleman	1	0	0	0

PUNTING	NO.	YDS.	AVG.	LONG
Steve Mullins	6	276	46.0	59

FIELD GOALS	ATT.	MADE	LONG
None			

ALL RETURNS	PUNTS			KICKOFFS			INTERCEPTED		
	NO.	YDS	LP	NO.	YDS	LP	NO.	YDS	LP
Emmett White	1	-5	0	3	57	25	0	0	0
Steve Tate	0	0	0	1	0	0	0	0	0
R. Fernandez	1	11	11	1	15	15	0	0	0

## Scoring Summary

Utah State	7	0	7	0	-14
LSU	7	17	0	7	-31

USU	8:08	1Q	Chris Cooley 3 pass from Jose Fuentes (Dane Kidman kick)
LSU	5:35	1Q	LaBrandon Toefield 1 run (John Corbello kick)
LSU	14:53	2Q	Toefield 5 run (Corbello kick)
LSU	4:16	2Q	Corbello 34 FG
LSU	0:17	2Q	Toefield 70 run (Corbello kick)
USU	2:41	3Q	Emmett White 1 run (Kidman kick)
LSU	13:37	4Q	Toefield 4 run (Corbello kick)

## Team Statistical Comparison

	USU	LSU
FIRST DOWNS	20	20
RUSHING	6	10
PASSING	11	9
PENALTY	3	1
RUSHING ATTEMPTS	24	43
YARDS GAINED RUSHING	110	287
YARDS LOST RUSHING	19	12
NET YARDS RUSHING	91	275
NET YARDS PASSING	235	229
PASSES ATTEMPTED	52	24
PASSES COMPLETED	30	13
HAD INTERCEPTED	2	0
TOTAL OFFENSIVE PLAYS	76	67
TOTAL NET YARDS	326	504
AVERAGE GAIN PER PLAY	4.3	7.5
FUMBLES/LOST	3-2	6-3
PENALTIES/YARDS	6-56	7-65
INTERCEPTIONS/YARDS	0-0	2-3
PUNTS/YARDS	6-276	4-172
AVERAGE PER PUNT	46.0	43.0
PUNT RETURNS/YARDS	2-6	2-(-11)
KICKOFF RETURNS/YARDS	5-72	1-35
POSSESSION TIME	31:00	29:00
THIRD-DOWN CONVERSIONS	6 of 16	9 of 14
SACKS BY	1-5	2-17

## Game 3

**LSU**  
Tigers

**T**

#14 LSU 18

#7 TENNESSEE 26

ESPN

F



September 29, 2001  
Neyland Stadium  
Knoxville, Tenn.  
Attendance: 108,472

### What they said...

"We just couldn't get (Kelley) Washington covered. We tried about every way you could try."

- LSU HEAD COACH NICK SABAN

"We probably should have gotten a few more points at the beginning of the game. In the second half our defense couldn't get off the field and our offense couldn't convert on third down."

- SABAN

"In the first half I think we should have been up 21-0. We got down there three times and only scored once. We shot ourselves in the foot."

- LSU RUNNING BACK LABRANDON TOEFIELD

"We had an opportunity to be up 21-0 within the first eight plays of the game and didn't take advantage of opportunities that we created and opportunities that they gave us. It's frustrating because we should have jumped on them when we had a chance and we let them off the hook. You can't not show up for an entire quarter like we did in the third quarter and expect to win someplace like Tennessee."

- LSU QUARTERBACK ROHAN DAVEY

### What they did...

Louisiana Defensive Player of the Week

- LSU LINEBACKER TREV FAULK



A national audience watched as LSU and Tennessee return to action for the first time after the tragic events of Sept. 11.

## LSU FALLS JUST SHORT IN LOSS TO VOLS

Rohan Davey's Hail Mary attempt on the game's final play fell just short as LSU dropped a 26-18 decision to seventh-ranked Tennessee in Knoxville. Davey threw for a career-high 356 yards and a pair of touchdown passes. But the Tiger defense could not contain Tennessee receiver Kelley Washington, who hauled in 11 passes for 256 yards, including a 70-yard touchdown reception. The Tigers led 7-6 at halftime by virtue

of a 67-yard strike from Davey to true freshman Michael Clayton. Tennessee took over the game in the third quarter scoring a pair of touchdowns while building an insurmountable 26-7 lead early in the fourth quarter. The Tigers added a touchdown and a field goal in the fourth quarter and were inside the Vols' 45-yard line when time expired. Josh Reed hauled in seven passes for 125 yards and a TD for the Tigers.

### Notes on the Game

- The announced crowd of 108,472 was the largest audience to watch the LSU football team in school history. The previous road attendance record was also set in Knoxville on Sept. 25, 1993, when 95,931 watched Tennessee defeat LSU, 42-20. The crowd was the second largest in Neyland Stadium history.
- LSU fell to 1-11-1 in Knoxville all-time, with its only win coming in 1988 when LSU quarterback Tommy Hodson completed 21-of-31 passes for 246 yards and three touchdowns, leading the Tigers to a 34-9 victory. LSU also fell to 4-19-3 overall against Tennessee.
- Rohan Davey set then-career highs with 43 pass attempts and 356 yards against the Vols.
- The 67-yard touchdown strike from Davey to freshman wide receiver Michael Clayton at the 10:29 mark in the first quarter tied Davey's longest completion of his career (also 67 yards to Reggie Robinson in the 1999 finale against Arkansas). The reception was only the fourth of Clayton's young career and his first touchdown.
- Junior wide receiver Josh Reed moved ahead of Shedrick Wilson (1992-95) into 10th place on the school's all-time receiving yards list on an 11-yard pass from Davey. On the next play from scrimmage, Reed caught his first touchdown of the season (30 yards from Davey) to move ahead of Eddie Kennison (1993-95) into ninth place on the all-time receiving list with 1,568 yards.
- Reed's 11th career receiving touchdown put him one short of Larry Foster (1996-99) for eighth place all-time at LSU.

## Individual Statistics

### LSU

RUSHING						
	ATT.	GAIN	LOST	NET	TD	LONG
L. Toefield	8	22	2	20	0	9
Domanick Davis	4	16	1	15	0	8
Josh Reed	1	5	0	5	0	5
D. Henderson	2	2	1	1	0	2
Rohan Davey	5	8	20	-12	0	6

PASSING							
	ATT.	COMP	INT.	YDS.	TD	LONG	SACKS
Rohan Davey	43	21	0	356	2	67	3

RECEIVING				
	NO.	YDS.	TD	LONG
Josh Reed	7	125	1	30
L. Toefield	4	50	0	31
M. Clayton	3	93	1	67
Jerel Myers	2	46	0	29
Robert Royal	2	18	0	9
Jack Hunt	1	13	0	13
Solomon Lee	1	7	0	7
J. Domingeaux	1	4	0	4

PUNTING					
	NO.	YDS.	AVG.	LONG	I20
Donnie Jones	6	281	46.8	53	0

FIELD GOALS				
	ATT.	MADE	LONG	KICKS
John Corbello	2	1	25	Missed 49, Made 25

ALL RETURNS	PUNTS			KICKOFFS			INTERCEPTED		
	NO.	YDS	LP	NO.	YDS	LP	NO.	YDS	LP
Lionel Thomas	0	0	0	0	0	0	1	0	0
Erin Damond	0	0	0	0	0	0	1	0	0
D. Henderson	0	0	0	1	29	29	0	0	0
D. Davis	1	12	12	3	63	24	0	0	0

### Tennessee

RUSHING						
	ATT.	GAIN	LOST	NET	TD	LONG
Travis Stephens	34	105	10	95	1	17
Troy Fleming	8	42	0	42	0	10
W. Bartholomew	1	1	0	1	0	1
C. Clausen	6	9	8	1	1	6

PASSING							
	ATT.	COMP	INT.	YDS.	TD	LONG	SACKS
C. Clausen	28	18	2	309	1	70	2

RECEIVING				
	NO.	YDS.	TD	LONG
K. Washington	11	256	1	70
Leonard Scott	3	42	0	35
B. Graham	2	14	0	7
W. Bartholomew	1	3	0	3
Troy Fleming	1	-6	0	0

PUNTING				
	NO.	YDS.	AVG.	LONG
D. Colquitt	5	192	38.4	45

FIELD GOALS			
	ATT.	MADE	LONG
Alex Walls	3	2	44

ALL RETURNS	KICKOFFS			INTERCEPTED		
	NO.	YDS	LP	NO.	YDS	LP
Leonard Scott	0	0	0	2	31	17
Rashad Baker	6	49	16	0	0	0
Jason Witten	0	0	0	1	0	0

## Scoring Summary

LSU	7	0	0	11	- 18
Tennessee	0	6	13	7	- 26
LSU	10:29	1Q	Michael Clayton 67 pass from Rohan Davey (John Corbello kick)		
UT	13:55	2Q	Alex Walls 42 field goal		
UT	5:31	2Q	Walls 44 field goal		
UT	7:30	3Q	Casey Clausen 3 run (Pass failed)		
UT	2:32	3Q	Kelly Washinton 70 pass from Clausen (Walls kick)		
UT	11:46	4Q	Travis Stephens 1 run (Walls kick)		
LSU	10:13	4Q	Josh Reed 30 pass from Davey (Reed pass)		
LSU	3:12	4Q	Corbello 25 field goal		

## Team Statistical Comparison

	LSU	UT
FIRST DOWNS	18	21
RUSHING	3	6
PASSING	14	13
PENALTY	1	2
RUSHING ATTEMPTS	20	49
YARDS GAINED RUSHING	53	157
YARDS LOST RUSHING	24	18
NET YARDS RUSHING	29	139
NET YARDS PASSING	356	309
PASSES ATTEMPTED	43	28
PASSES COMPLETED	21	18
HAD INTERCEPTED	0	2
TOTAL OFFENSIVE PLAYS	63	77
TOTAL NET YARDS	385	448
AVERAGE GAIN PER PLAY	6.1	5.8
FUMBLES/LOST	2-1	1-0
PENALTIES/YARDS	6-55	5-36
INTERCEPTIONS/YARDS	2-0	0-0
PUNTS/YARDS	6-281	5-192
AVERAGE PER PUNT	46.8	38.4
PUNT RETURNS/YARDS	1-12	6-49
KICKOFF RETURNS/YARDS	4-92	3-31
POSSESSION TIME	24:20	35:40
THIRD-DOWN CONVERSIONS	4 of 13	9 of 17
SACKS BY	2-5	3-20

# Game 4



#18 LSU 15

#2 Florida 44

CBS  
SPORTS



October 6, 2001  
Tiger Stadium  
Baton Rouge, La.  
Attendance: 92,010

## What they said...

"It's always disappointing to lose a game the way we did today. That's as good an offensive football team as I've seen in college football. We will take this opportunity a chance to look at our mistakes and become a better football team."


- LSU HEAD COACH NICK SABAN

"A lot of the times it seemed as if they had the perfect play called again and again. At the last minute we would get in his (QB Rex Grossman) face, but we couldn't bring him down. We tried to talk to him, but he just stayed with his game plan. This is just a learning process and we just have to keep our heads up and keep moving."

- LSU DEFENSIVE END JARVIS GREEN

"We got beat by a good team tonight. My hat goes off to Florida. There are a lot of things that we need to work on. That game is over now. The 24-hour rule is in effect. We are looking forward to learning from our mistakes and getting ready for the SEC West."

- LSU LINEBACKER BRADIE JAMES



*Damien James thwarts a Florida scoring opportunity with one of two picks on the day.*

## GROSSMAN PASSES GATORS OVER TIGERS

LSU couldn't find the answers to Florida's explosive offense as the second-ranked Gators came up with a 44-15 victory in Tiger Stadium. Rex Grossman passed for 464 yards and five touchdowns to lead the way for the Gators. Redshirt freshman Matt Mauck filled in admirably for Rohan Davey at quarterback, who suffered a knee injury in the second quarter. Mauck completed 11-of-22 passes for 132 yards and rushed for 37 yards on seven carries in relief. Josh Reed

posted the 11th 100-yard game of his career, catching six passes for 123 yards. Devery Henderson posted a career-high 83 yards, including a 50-yarder to set up the Tigers' final score. Florida jumped out to a 21-3 lead 10 minutes into the game and never looked back. The Tigers cut the lead to 12 points in the second quarter when LaBrandon Toefield scored his eighth TD of the season, but LSU never got closer.

## Notes on the Game

- Another Tiger Stadium attendance record fell as 92,010 witnessed the game, breaking the previous record of 91,782, set in the season opener against Tulane. LSU lost for the first time when drawing 90,000 or more.
- Josh Reed moved from 9th to a 6th-place tie on the all-time LSU receiving yardage list. Reed tied Abram Booty at 1,768 career yards and passed Larry Foster (1,747) and Carlos Carson (1,728).
- Redshirt freshman QB Matt Mauck made the first appearance of his LSU career in the second quarter when Rohan Davey hyper-extended his left knee. Mauck played the entire second half and completed 11-of-22 passes for 132 yards.
- Davey went over the 2,000-yard mark for his career, hitting on 7-of-17 passes for 154 yards to bring him to 2,049.
- John Corbello's 44-yard field goal in the first quarter was his first from beyond 40 yards this season after missing his previous two attempts against Tulane (41) and Tennessee (49).

## Individual Statistics

### LSU

RUSHING							
	ATT.	GAIN	LOST	NET	TD	LONG	
Dev. Henderson	6	87	1	86	0	50	
La. Toefield	19	48	8	40	1	19	
Matt Mauck	7	48	11	37	0	27	
Domanick Davis	3	3	0	3	1	2	
Josh Reed	1	2	0	2	0	2	
Rohan Davey	5	3	34	-31	0	2	
PASSING							
	ATT.	COMP	INT.	YDS.	TD	LONG	SACKS
Matt Mauck	22	11	2	132	0	24	2
Rohan Davey	17	7	1	154	0	39	3
RECEIVING							
	NO.	YDS.	TD	LONG			
Josh Reed	6	123	0	39			
M. Clayton	5	79	0	30			
Jerel Myers	2	35	0	24			
Corey Webster	2	24	0	19			
La. Toefield	1	11	0	11			
Domanick Davis	1	9	0	9			
Robert Royal	1	5	0	5			
PUNTING							
	NO.	YDS.	AVG.	LONG		I20	
Donnie Jones	6	222	37.0	43		3	
FIELD GOALS							
	ATT.	MADE	LONG	KICKS			
John Corbello	1	1	44	Made 44			

PUNTS			KICKOFFS			INTERCEPTED			
ALL RETURNS	NO.	YDS	LP	NO.	YDS	LP	NO.	YDS	LP
Jerel Myers	0	0	0	1	11	11	0	0	0
Domanick Davis	2	17	12	2	29	16	0	0	0
Erin Damond	0	0	0	0	0	0	1	-7	0
Damien James	0	0	0	0	0	0	1	37	37
Dev. Henderson	0	0	0	2	47	27	0	0	0

### Florida

RUSHING							
	ATT.	GAIN	LOST	NET	TD	LONG	
Earnest Graham	13	59	4	55	0	18	
R. Gillespie	9	54	0	54	0	17	
Ran Carthon	3	20	0	20	0	13	
Rex Grossman	1	0	1	-1	0	0	
PASSING							
	ATT.	COMP	INT.	YDS.	TD	LONG	SACKS
Rex Grossman	32	22	1	464	5	63	1
Brock Berlin	9	4	1	40	1	18	0
RECEIVING							
	NO.	YDS.	TD	LONG			
Reche Caldwell	6	120	1	34			
Jabar Gaffney	5	164	2	63			
Aaron Walker	5	88	1	28			
Taylor Jacobs	3	43	1	16			
R. Gillespie	2	41	0	21			
Ben Troupe	1	18	0	18			
Ray Snell	1	9	0	9			
Rob Roberts	1	8	0	8			
Kelvin Kight	1	8	1	8			
Ran Carthon	1	5	0	5			
PUNTING							
	NO.	YDS.	AVG.	LONG			
Matt Leach	2	94	47.0	50			
FIELD GOALS							
	ATT.	MADE	LONG				
Jeff Chandler	2	1	42				

PUNTS			KICKOFFS			INTERCEPTED			
ALL RETURNS	NO.	YDS	LP	NO.	YDS	LP	NO.	YDS	LP
R. Gillespie	0	0	0	1	45	45	0	0	0
Lito Sheppard	2	6	8	0	0	0	0	0	0

## Scoring Summary

FLORIDA	21	6	3	14	- 44
LSU	3	6	0	6	- 15
UF	11:59	1Q	Taylor Jacobs 13 pass from Rex Grossman (Jeff Chandler kick)		
LSU	7:29	1Q	John Corbello 44 field goal		
UF	5:19	1Q	Reche Caldwell 34 pass from Grossman (Chandler kick)		
UF	4:33	1Q	Jabar Gaffney 63 pass from Grossman (Chandler kick)		
LSU	12:58	2Q	LaBrandon Toefield 2 run (PAT blocked)		
UF	9:48	2Q	Gaffney 7 pass from Grossman (Chandler kick failed)		
UF	4:20	3Q	Chandler 42 field goal		
UF	14:54	4Q	Aaron Walker 5 pass from Grossman (Chandler kick)		
UF	2:32	4Q	Kelvin Kight 8 pass from Brock Berlin (Chandler kick)		
LSU	0:42	4Q	Domanick Davis 1 run (PAT blocked)		

## Team Statistical Comparison

	UF	LSU
FIRST DOWNS	28	23
RUSHING	7	10
PASSING	20	12
PENALTY	1	1
RUSHING ATTEMPTS	26	41
YARDS GAINED RUSHING	133	191
YARDS LOST RUSHING	5	54
NET YARDS RUSHING	128	137
NET YARDS PASSING	504	286
PASSES ATTEMPTED	41	39
PASSES COMPLETED	26	18
HAD INTERCEPTED	2	3
TOTAL OFFENSIVE PLAYS	67	80
TOTAL NET YARDS	632	423
AVERAGE GAIN PER PLAY	9.4	5.3
FUMBLES/LOST	0-0	0-0
PENALTIES/YARDS	12-68	8-83
INTERCEPTIONS/YARDS	3-26	2-30
PUNTS/YARDS	2-94	6-222
AVERAGE PER PUNT	47.0	37.0
PUNT RETURNS/YARDS	3-16	2-17
KICKOFF RETURNS/YARDS	2-54	5-87
POSSESSION TIME	27:10	32:50
THIRD-DOWN CONVERSIONS	5 of 11	8 of 17
SACKS BY	5-45	1-1



## Game 5



LSU 29

Kentucky 25

F



October 13,2001  
Commonwealth Stadium  
Lexington,Ky.  
Attendance: 52,471

### What they said...

"I told them that drive (the Tigers'last minute game-winning drive) would dictate the rest of our season. Everybody got enthusiastic and we moved the ball down the field."

- **LSU QUARTERBACK ROHAN DAVEY**

"We came through when we had to and a win is a win. It was a great win. We came through and we moved the ball effectively when the game was on the line and we never quit. A drive like that builds character and confidence."

- **LSU HEAD COACH NICK SABAN**

"You have to have confidence in the team or you won't ever get it done on the field.This was a make-or-break game for us and possibly the hardest of the season for us. It was such a good thing for us to win this game because it would have been hard to get back on our feet if we had lost."

- **LSU RECEIVER MICHAEL CLAYTON**



*Michael Clayton hauled in a six-yard pass from Rohan Davey with 13 seconds left as LSU escaped Kentucky with a 29-25 victory.*

## LAST MINUTE HEROICS LIFT LSU

Rohan Davey fired a six-yard touchdown pass to true freshman Michael Clayton with just 13 seconds remaining as LSU rallied for a dramatic 29-25 win over Kentucky in Lexington.Davey threw for a career-high 383 yards – the third best performance in LSU history – while Clayton caught a career-high nine passes for 105 yards and two touchdowns. Josh Reed caught eight balls for 160 yards and on the ground,LaBrandon Toefield

piled up 129 yards.The Tigers built a 19-3 lead in the second quarter behind a 34-yard touchdown run by Toefield and a nine-yard TD pass from Davey to Clayton. With LSU leading 22-10 in the third quarter, Kentucky brought in back-up quarterback Jared Lorenzen who rallied the Cats to back-to-back touchdowns, giving Kentucky a 25-22 lead with just under nine minutes remaining before LSU fought back to win.

### Notes on the Game

- With 383 yards passing,quarterback Rohan Davey tied the LSU record for most 300-yard games with three.Davey tied Jamie Howard who registered three from 1992-95 and went on to pass him later in the season with three more 300-yard games.The 383 yards passing by Davey were the third most in school history at the time.
- Michael Clayton posted the first multiple-touchdown game of his young career with a pair of receptions. He caught a career-high nine passes for 105 yards.The nine receptions were the most in a regular-season game since Oct.21,2000, when both Josh Reed (10 for 113) and Reggie Robinson (10 for 102) had double-digit receptions.
- Sophomore running back LaBrandon Toefield surpassed the 1,000-yard mark for his career on his 34-yard touchdown run to open the scoring in the first quarter. Toefield entered the game with 983 career yards.The touchdown run was also the third longest of his career.
- On the touchdown, Toefield became the fastest Tiger to nine touchdowns, doing so in his fifth game of the season. Charles Alexander (1977) and Dalton Hilliard (1984) both reached nine touchdowns in the sixth game of the season.
- On a 49-yard reception from Rohan Davey in the second quarter, his third catch of the night, Josh Reed became the 11th Tiger to reach the 100-reception barrier. On his next catch, a 10-yarder, Reed moved into sole possession of 10th place on the all-time LSU receptions list with 101, passing Andy Hamilton (100).
- Damien James posted the second multiple-interception game of his career, joining his two interception performance against Houston in 2000.
- The safety recorded by the Tiger defense resulted in the first safety for LSU since Jarvis Green blocked a punt that rolled through the end zone in the Tigers'last visit to Kentucky in 1999.

## Individual Statistics

### LSU

RUSHING						
	ATT.	GAIN	LOST	NET	TD	LONG
La. Toefield	28	138	9	129	1	34
Domanick Davis	5	25	0	25	0	8
Joseph Addai	1	0	1	-1	0	0
Rohan Davey	4	9	30	-21	0	9

PASSING							
	ATT.	COMP	INT.	YDS.	TD	LONG	SACKS
Rohan Davey	38	27	2	383	2	49	2

RECEIVING				
	NO.	YDS.	TD	LONG
Michael Clayton	9	105	2	21
Josh Reed	8	160	0	49
La. Toefield	5	54	0	17
Jerel Myers	3	57	0	27
Corey Webster	1	6	0	6
Marcus Spears	1	1	0	1

PUNTING					
	NO.	YDS.	AVG.	LONG	I20
Donnie Jones	3	150	50.0	68	1

FIELD GOALS				
	ATT.	MADE	LONG	KICKS
John Corbello	3	2	46	34 made, 53 missed, 46 made

ALL RETURNS	PUNTS			KICKOFFS			INTERCEPTED		
	NO.	YDS	LP	NO.	YDS	LP	NO.	YDS	LP
Josh Reed	0	0	0	1	16	16	0	0	0
Jerel Myers	0	0	0	3	51	28	0	0	0
Damien James	0	0	0	0	0	0	2	15	13
Domanick Davis	0	0	0	1	30	30	0	0	0

### Kentucky

RUSHING						
	ATT.	GAIN	LOST	NET	TD	LONG
Artose Pinner	11	50	1	49	0	19
Shane Boyd	5	42	1	41	1	15
Jared Lorenzen	5	28	0	28	0	10
Martez Johnson	3	9	0	9	0	4

PASSING							
	ATT.	COMP	INT.	YDS.	TD	LONG	SACKS
Shane Boyd	31	17	2	140	0	30	0
Jared Lorenzen	11	6	0	146	2	32	0

RECEIVING				
	NO.	YDS.	TD	LONG
Derek Abney	5	65	1	30
Derek Smith	5	65	0	30
Chase Harp	4	33	0	15
Aaron Boone	2	45	1	31
Brad Pyatt	2	15	0	8
Tommy Cook	1	32	0	32
Dougie Allen	1	21	0	21
Mike Williams	1	9	0	9
Ernest Simms	1	1	0	1
Martez Johnson	1	0	0	0

PUNTING				
	NO.	YDS.	AVG.	LONG
Glenn Pakulak	4	170	42.5	50

FIELD GOALS				
	ATT.	MADE	LONG	KICK
Seth Hanson	1	1	24	Made 24

ALL RETURNS	PUNTS			KICKOFFS			INTERCEPTED		
	NO.	YDS	LP	NO.	YDS	LP	NO.	YDS	LP
Derek Abney	0	0	0	4	65	22	0	0	0
Martez Johnson	0	0	0	0	0	0	1	0	0
Chris Gayton	0	0	0	0	0	0	1	14	14
Octavius Bond	0	0	0	1	15	15	0	0	0

## Scoring Summary

LSU	12	10	0	7	- 29
Kentucky	0	10	7	8	- 25

LSU	9:24	1Q	LaBrandon Toefield 34 run (John Corbello kick)
LSU	1:13	1Q	Corbello 34 field goal
LSU	0:48	1Q	Team Safety
UK	10:42	2Q	Seth Hanson 24 field goal
LSU	8:00	2Q	Michael Clayton 9 pass from Rohan Davey (Corbello kick)
UK	3:23	2Q	Shane Boyd 13 run (Hanson kick)
LSU	1:16	2Q	Corbello 46 field goal
UK	4:16	3Q	Aaron Boone 31 pass from Jared Lorenzen (Hanson kick)
UK	8:28	4Q	Derek Abney 23 pass from Lorenzen (Derek Smith pass)
LSU	0:13	4Q	Clayton 6 pass from Davey (Corbello kick)

## Team Statistical Comparison

	LSU	UK
FIRST DOWNS	22	20
RUSHING	5	7
PASSING	17	13
PENALTY	0	0
RUSHING ATTEMPTS	38	24
YARDS GAINED RUSHING	172	129
YARDS LOST RUSHING	40	2
NET YARDS RUSHING	132	127
NET YARDS PASSING	383	286
PASSES ATTEMPTED	38	42
PASSES COMPLETED	27	23
HAD INTERCEPTED	2	2
TOTAL OFFENSIVE PLAYS	76	66
TOTAL NET YARDS	515	413
AVERAGE GAIN PER PLAY	6.8	6.3
FUMBLES/LOST	0-0	0-0
PENALTIES/YARDS	9-56	4-25
INTERCEPTIONS/YARDS	2-15	2-14
PUNTS/YARDS	3-150	4-170
AVERAGE PER PUNT	50.0	42.5
PUNT RETURNS/YARDS	0-0	0-0
KICKOFF RETURNS/YARDS	5-97	5-80
POSSESSION TIME	34:55	25:05
THIRD-DOWN CONVERSIONS	13 of 19	8 of 16
SACKS BY	0-0	3-30

# Game 6



**LSU** 42

**Mississippi State** 0

ESPN F



October 20, 2001  
 Scott Field  
 Starkville, Miss.  
 Attendance: 45,514

## What they said...

"The win means a lot, because we're trying to establish road dominance. We're trying to become road warriors. Confidence is very high right now, it's definitely a new season."  
 - **LSU RECEIVER JOSH REED**

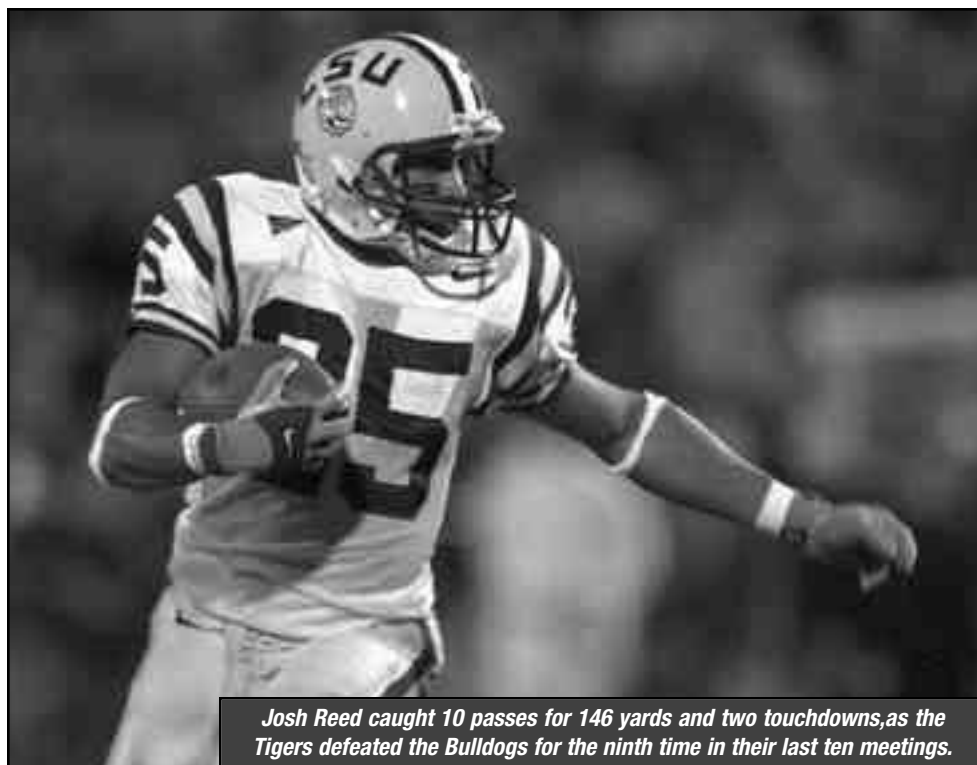
"We wanted to prove a point that we could win on the road."  
 - **LSU CORNERBACK DAMIEN JAMES**

"The one thing we wanted to do was dominate a game for 60 minutes. We were able to do that today."  
 - **LSU HEAD COACH NICK SABAN**

## What they did...

SEC Defensive Player of the Week  
 - **LSU LINEBACKER TREV FAULK**

Louisiana Offensive Player of the Week  
 - **LSU WIDE RECEIVER JOSH REED**



*Josh Reed caught 10 passes for 146 yards and two touchdowns, as the Tigers defeated the Bulldogs for the ninth time in their last ten meetings.*

## TIGERS DOMINATE IN WIN OVER MSU

LSU delivered its most dominant performance of the season, rolling to a 42-0 win over Mississippi State in Starkville. Josh Reed caught 10 passes for 146 yards and two touchdowns while Rohan Davey threw for 255 yards and three TDs as the Tigers took a 14-0 halftime lead and blew it open with a 21-point third quarter. The shutout was the

first for the Tigers in an SEC road game since blanking Alabama 27-0 at Tuscaloosa in 1997. The margin of victory was the highest for LSU in an SEC game since 1986. The Tiger defense forced four turnovers with all four resulting in touchdowns. Damien James picked off his then nation-leading fifth pass in the contest.

## Notes on the Game

- The Tigers defeated Mississippi State for the ninth time in their last 10 meetings and the 14th time in their last 17 contests.
- The shutout was the first by the Tigers on the road in conference play since blanking Alabama 27-0 on Nov. 8, 1997. The margin of victory was the most by an LSU team since shutting out Mississippi State 47-0 in Jackson in 1986.
- With a 29-yard pass to Josh Reed in the second quarter, Rohan Davey moved passed legendary LSU quarterback and NFL Hall of Famer Y.A. Tittle into 10th place in LSU history in passing yardage. The pass gave Davey 2,546 yards at the time. Tittle, a letterwinner from 1944-47, threw for 2,525 yards in his career at LSU. Davey entered the game with 2,443 yards, needing only 83 to pass Tittle.
- On a 16-yard reception from Rohan Davey, LSU receiver Josh Reed moved into fourth place on the all-time LSU receiving yardage list, passing Andy Hamilton who recorded 1,995 yards from 1969-71. In addition, Reed, who entered the game with 1,928 yards, became only the fourth player in LSU history to reach 2,000 career yards joining Wendell Davis (2,708), Eric Martin (2,625) and Tony Moss (2,196). Reed is also the fastest to 2,000 yards, taking only 20 regular season games (counting only his games at receiver, not at running back). It took Wendell Davis 26 games from the time he recorded his first reception to reach 2,000 yards (37 if you add his freshman season where he lettered but did not record a statistic). Eric Martin went over 2,000 yards in his 34th game.
- LaBrandon Toefield matched Charles Alexander for the fewest games needed to score 10 rushing touchdowns in LSU history, doing so in his sixth game after scoring on a 7-yard run in the second quarter. Alexander reached the mark in the sixth game of the 1977 season and eventually went on to score a school-record 17.

## Individual Statistics

### LSU

RUSHING	ATT.	GAIN	LOST	NET	TD	LONG
La. Toefield	15	55	0	55	1	11
Domanick Davis	6	46	0	46	1	19
Dev. Henderson	4	36	5	31	1	28
Derron Parquet	9	18	0	18	0	4
Team	2	0	5	-5	0	0
Matt Mauck	1	0	7	-7	0	0

PASSING	ATT.	COMP	INT.	YDS.	TD	LONG	SACKS
Rohan Davey	25	16	0	255	3	42	0
Matt Mauck	4	2	0	25	0	19	1

RECEIVING	NO.	YDS.	TD	LONG
Josh Reed	10	146	2	42
Michael Clayton	2	47	0	27
Jerel Myers	2	31	0	20
Eric Edwards	1	29	1	29
Marcus Spears	1	19	0	19
Drew Hixon	1	6	0	6
Solomon Lee	1	2	0	2

PUNTING	NO.	YDS.	AVG.	LONG	I20
Donnie Jones	4	185	46.3	55	0

FIELD GOALS	ATT.	MADE	LONG	KICKS
John Corbello	1	0	0	Missed 33

ALL RETURNS	PUNTS			KICKOFFS			INTERCEPTED		
	NO.	YDS	LP	NO.	YDS	LP	NO.	YDS	LP
Damien James	0	0	0	0	0	0	1	21	21
Domanick Davis	3	30	18	1	10	10	0	0	0
Lionel Thomas	0	0	0	0	0	0	1	1	1
Ryan Clark	0	0	0	0	0	0	1	0	0

### Mississippi State

RUSHING	ATT.	GAIN	LOST	NET	TD	LONG
Dicenzo Miller	15	50	0	50	0	13
Wayne Madkin	6	22	4	18	0	8
Fred Reid	3	5	0	5	0	3
Kevin Fant	4	19	15	4	0	12
Justin Jenkins	1	0	0	0	0	0
Dontae Walker	3	2	2	0	0	2
Team	2	0	3	-3	0	0

PASSING	ATT.	COMP	INT.	YDS.	TD	LONG	SACKS
Kevin Fant	26	11	2	168	0	26	2
Wayne Madkin	16	7	1	80	0	30	1

RECEIVING	NO.	YDS.	TD	LONG
Terrell Grindle	4	67	0	26
Dicenzo Miller	3	72	0	30
Fred Reid	3	27	0	10
Donald Lee	2	22	0	14
Clarence Parker	2	9	0	5
Dontae Walker	1	18	0	18
Justin Jenkins	1	15	0	15
Harold Lindsey	1	13	0	13
Aaron Lumpkin	1	5	0	5

PUNTING	NO.	YDS.	AVG.	LONG
Jared Cook	6	259	43.2	63

FIELD GOALS	ATT.	MADE	LONG	KICKS
Seth Hanson	1	0	-	Missed 37

ALL RETURNS	PUNTS			KICKOFFS			INTERCEPTED		
	NO.	YDS	LP	NO.	YDS	LP	NO.	YDS	LP
Ray Ray Bivines	1	3	0	2	34	20	0	0	0
Pig Prather	0	0	0	4	49	16	0	0	0

## Scoring Summary

LSU	0	14	21	7	- 42
Miss.State	0	0	0	0	- 0

LSU	13:53	2Q	LaBrandon Toefield 7 run (John Corbello kick)
LSU	6:51	2Q	Josh Reed 13 pass from Rohan Davey (Corbello kick)
LSU	11:23	3Q	Reed 22 pass from Davey (Corbello kick)
LSU	8:17	3Q	Domanick Davis 1 run (Corbello kick)
LSU	3:06	3Q	Eric Edwards 29 pass from Davey (Corbello kick)
LSU	13:31	4Q	Devery Henderson 28 run (Corbello kick)

## Team Statistical Comparison

	LSU	MSU
FIRST DOWNS	18	19
RUSHING	5	6
PASSING	11	12
PENALTY	2	1
RUSHING ATTEMPTS	37	34
YARDS GAINED RUSHING	155	98
YARDS LOST RUSHING	17	24
NET YARDS RUSHING	138	74
NET YARDS PASSING	280	248
PASSES ATTEMPTED	29	42
PASSES COMPLETED	18	18
HAD INTERCEPTED	0	3
TOTAL OFFENSIVE PLAYS	66	76
TOTAL NET YARDS	418	322
AVERAGE GAIN PER PLAY	6.3	4.2
FUMBLES/LOST	2-0	4-1
PENALTIES/YARDS	7-77	8-57
INTERCEPTIONS/YARDS	3-22	0-0
PUNTS/YARDS	4-185	6-259
AVERAGE PER PUNT	46.3	43.2
PUNT RETURNS/YARDS	3-30	1-3
KICKOFF RETURNS/YARDS	1-10	7-84
POSSESSION TIME	28:41	31:19
THIRD-DOWN CONVERSIONS	4 of 11	6 of 18
SACKS BY	3-19	1-7

# Game 7



LSU 24

Ole Miss 35

ESPN F



October 27, 2001  
Tiger Stadium  
Baton Rouge, La.  
Attendance: 91,941

## What they said...

"I thought the real key to the game was when we were up 24-21 our defense made three stops but we couldn't get it going offensively. Then the field position kept getting worse and worse and finally they scored. We had opportunities to change the momentum of the game and we didn't do it."


- **LSU HEAD COACH NICK SABAN**

"Once we set our mind to do something, we just have to get it done. Tonight, it wasn't the offense, defense, special teams or anybody in particular. At times, when we had the opportunity to put more points on the board in the second half when we got up by three, we had three opportunities to put a drive together and at least change the field position, but we weren't able to get it done as a team."

- **LSU QUARTERBACK ROHAN DAVEY**

"I want to commend our staff and our squad. It was a great plan and well executed against a great LSU team. Coming in, they were the most balanced team we've played. Offensively, defensively and in the kicking game, it was going to take our best effort. I really was pleased with the way our team fought back after losing the lead. I want to commend LSU. They are an outstanding team, an extremely well coached football team."

- **OLE MISS HEAD COACH DAVID CUTCLIFFE**



*Domanick Davis scampered 71-yards for his first career punt return touchdown. He accounted for 266 all-purpose yards on the evening.*

## LSU STUMBLES AGAINST OLE MISS

Ole Miss turned a pair of LSU turnovers and a blocked punt into 21 points as the Rebels posted a 35-24 win over the Tigers in Baton Rouge. Eli Manning threw for 249 yards and three touchdowns to lead the Rebels. Ole Miss won the game despite trailing 24-21 with just under seven minutes left in the contest. Manning hit Doug Ziegler with a 17-yard TD pass with 6:26 to play which proved to be the game winner. LSU got to within the Ole Miss 45 yard line with

five minutes to play but a fumble halted a potential game-winning drive. The Tigers trailed 21-10 at halftime but quickly got touchdowns from Domanick Davis and Michael Clayton to take a three-point lead heading into the final quarter. Davis finished with 266 all-purpose yards including 99 on the ground and a 71-yard punt return for a touchdown, while Clayton had two touchdowns, one rushing and one receiving.

## Notes on the Game

- The 71-yard punt return for a touchdown by Domanick Davis was the first on a return (punt or kick) in his three-year career. The touchdown was the first punt return for a touchdown since Larry Foster returned a punt 50 yards on Sept. 26, 1998 against Idaho.
- The punt return touchdown was the longest since a 78-yarder by Kevin Faulk in 1996 and the first for a Tiger against Ole Miss since Norm Jefferson returned a punt 65 yards against the Rebels in 1983.
- For the first time in the Nick Saban era, LSU lost a game when scoring 20 or more points. Ironically, LSU's last loss when scoring 20 or more came in their 42-23 setback to Ole Miss in 1999.
- Also, LSU lost for the first time under Saban when holding the lead after three quarters; the Tigers were 9-0 under Saban when entering the final 15 minutes with an advantage. LSU's last loss when leading after three quarters came in 1999 at Georgia, when the Tigers squandered a 16-13 edge and lost 23-22.
- Michael Clayton scored the first rushing touchdown of his career, taking a reverse 29 yards for a score in the second quarter. He later caught his fourth touchdown pass of the season giving him five overall touchdowns on the season.
- Domanick Davis made his first offensive start of the season in place of the injured LaBrandon Toefield. Davis started one game this season on the defensive side of the ball when the Tigers started in dime coverage against Kentucky.

## Individual Statistics

### LSU

RUSHING	ATT.	GAIN	LOST	NET	TD	LONG
Domanick Davis	21	101	2	99	0	16
L. Toefield	7	40	0	40	0	13
M. Clayton	1	29	0	29	1	29
Rohan Davey	5	24	13	11	0	13
Dev. Henderson	5	12	3	9	0	7

PASSING	ATT.	COMP	INT.	YDS.	TD	LONG	SACKS
Rohan Davey	23	9	1	183	1	39	2

RECEIVING	NO.	YDS.	TD	LONG
Josh Reed	3	85	0	34
Derron Parquet	2	9	0	6
M. Clayton	1	39	1	39
Robert Royal	1	23	0	23
Domanick Davis	1	15	0	15
Jerel Myers	1	12	0	12

PUNTING	NO.	YDS.	AVG.	LONG	I20
Donnie Jones	5	196	39.2	50	0
Team	1	0	0.0	0	0

FIELD GOALS	ATT.	MADE	LONG	KICKS
John Corbello	2	1	26	Made 26, Missed 46

ALL RETURNS	PUNTS			KICKOFFS			INTERCEPTED		
	NO.	YDS	LP	NO.	YDS	LP	NO.	YDS	LP
Domanick Davis	2	89	71	3	63	23	0	0	0
Josh Reed	0	0	0	1	35	35	0	0	0
Randall Gay	0	0	0	0	0	0	1	0	0

### Ole Miss

RUSHING	ATT.	GAIN	LOST	NET	TD	LONG
Joe Gunn	20	95	4	91	1	33
C. Stackhouse	6	26	0	26	0	16
Eli Manning	3	14	0	14	0	12
Toward Sanford	2	5	0	5	1	4
Team	3	0	7	-7	0	0

PASSING	ATT.	COMP	INT.	YDS.	TD	LONG	SACKS
Eli Manning	44	28	1	249	3	27	0

RECEIVING	NO.	YDS.	TD	LONG
Bill Flowers	6	66	0	27
J. Armstrong	5	29	0	13
C. Stackhouse	5	28	0	9
Doug Ziegler	3	44	2	23
Omar Rayford	3	37	1	17
Chris Collins	3	25	0	11
Joe Gunn	2	13	0	10
T. Fryfogle	1	7	0	7

PUNTING	NO.	YDS.	AVG.	LONG
C. Ridgeway	8	307	38.4	52

FIELD GOALS	ATT.	MADE	LONG
None			

ALL RETURNS	PUNTS			KICKOFFS			INTERCEPTED		
	NO.	YDS	LP	NO.	YDS	LP	NO.	YDS	LP.
Robertson	1	9	0	0	0	0	0	0	0
Matt Grier	0	0	0	0	0	0	1	7	7
J. Armstead	2	16	16	3	62	25	0	0	0

## Scoring Summary

Ole Miss	7	14	0	14	- 35
LSU	3	7	14	0	- 24

UM	6:41	1Q	Toward Sanford 1 run (J. Nichols kick)
LSU	0:43	1Q	John Corbello 26 field goal
LSU	6:52	2Q	Michael Clayton 29 run (Corbello kick)
UM	2:25	2Q	Joe Gunn 1 run (Nichols kick)
UM	0:10	2Q	Omar Rayford 8 pass from Eli Manning (Nichols kick)
LSU	12:31	3Q	Domanick Davis 71 punt return (Corbello kick)
LSU	3:49	3Q	Clayton 39 pass from Rohan Davey (Corbello kick)
UM	6:26	4Q	Doug Ziegler 17 pass from Manning (Nichols kick)
UM	2:19	4Q	Ziegler 4 pass from Manning (Nichols kick)

## Team Statistical Comparison

	UM	LSU
FIRST DOWNS	21	18
RUSHING	10	10
PASSING	10	7
PENALTY	1	1
RUSHING ATTEMPTS	34	39
YARDS GAINED RUSHING	140	206
YARDS LOST RUSHING	11	18
NET YARDS RUSHING	129	188
NET YARDS PASSING	249	183
PASSES ATTEMPTED	44	23
PASSES COMPLETED	28	9
HAD INTERCEPTED	1	1
TOTAL OFFENSIVE PLAYS	78	62
TOTAL NET YARDS	378	371
AVERAGE GAIN PER PLAY	4.8	6.0
FUMBLES/LOST	1-0	2-2
PENALTIES/YARDS	5-39	5-42
INTERCEPTIONS/YARDS	1-7	1-0
PUNTS/YARDS	8-307	6-196
AVERAGE PER PUNT	38.4	32.7
PUNT RETURNS/YARDS	3-25	2-89
KICKOFF RETURNS/YARDS	3-62	4-98
POSSESSION TIME	33:44	26:16
THIRD-DOWN CONVERSIONS	6 of 18	2 of 12
SACKS BY	2-13	0-0