

TABLE OF CONTENTS



SECTION 1: 2017 GENERAL INFORMATION

Table of Contents	1
TCU Media Information/Quick Facts	2-3
Lupton Stadium & Williams-Reilly Field	4-5
2017 Preseason Notebook	6-7
2017 TCU Baseball Roster/Breakdown	8
2017 TCU Baseball TV/Radio Photo Roster	9
2017 TCU Baseball Schedule	10
2017 Opponent Information	11-12



SECTION 2: 2017 PLAYER PROFILES

Luken Baker	13-14
Elliott Barzilli	15-17
Dalton Brown	18
Nolan Brown	19-20
Ryan Burnett	21-22
Durbin Feltman	23-24
Trent Franson	25
Mason Hesse	26-27
Dalton Horton	28
Brian Howard	29-30
Jared Janczak	31-32
Michael Landestoy	33-34
Ryan Merrill	35-36
Evan Skoug	37-39
Mitchell Traver	40-41
Austen Wade	42-43
Connor Wanhanen	44-46
Cam Warner	47-48
Josh Watson	49-50
Evan Williams	51-52
Sean Wymer	53
Austin Boyles	54
Newcomers	54-57



SECTION 3: COACHING STAFF

Head Coach Jim Schlossnagle	58-61
Associate Head Coach Bill Mosiello	62
Assistant Coach Kirk Saarloos	63
Volunteer Assistant Zach Etheredge	64
Director of Ops Meredith Montgomery	65
Athletic Trainer Danny Wheat	66
Professional Staff	67
Chancellor Victor J. Boschini	68
Dir. of Intercollegiate Athletics Chris Del Conte	69



SECTION 4: 2016 SEASON IN-REVIEW

2016 Final Results	70
2016 Final Stats	71
2016 Line Scores	72-74
2016 Team Superlatives	75
2016 Offensive Superlatives	76
2016 Fielding/Pitching Superlatives	77
2016 Postseason Recap	78
2016 Big 12 Standings	79
2016 Big 12 TCU Stats	79
2016 Big 12 Team Stats	80
2016 Big 12 Team Honors	80
2016 NCAA Stats	80



SECTION 5: PROGRAM HISTORY

Individual Records	81
Team Records	82
Individual Season Records	83
Individual Career Records	84
Batting Statistics Since 1966	85
Pitching Statistics Since 1966	86
Individual Accomplishments	87
Postseason Team Awards	88
Conference Tournament History	89-90
NCAA Postseason History	91-98
2010 College World Series	99
2014 College World Series	100
2015 College World Series	101
2016 College World Series	102
Year-By-Year Results	103-109
Opponent Series History	110
Postseason Conference Honors	111-112
TCU Postseason Honors	113
Horned Frogs in the Pros	114-115
All-Time Letterwinners	116-117
Legends of TCU	118-119

Credits

The 2017 TCU Baseball Fact Book was designed by Media Relations Assistant Director Brandie Davidson with editorial and design assistance from Matt Hoover. Photography was provided by the late Linda Kaye, Michael Clements, Jim Boyd, Patrick Green, Keith Robinson, Fort Worth Chamber of Commerce and Anthony Vassar. Special thanks to the TCU Media Relations staff for editorial services.

2017 MEDIA INFORMATION

2017 QUICK FACTS

GENERAL INFORMATION

Location	Fort Worth, Texas
Enrollment	10,033
Founded	1873
Nickname	Horned Frogs
Colors	Purple & White
Conference	Big 12
Chancellor	Dr. Victor J. Boschini, Jr.
Dir. of Intercollegiate Athletics	Chris Del Conte
Faculty Representative	Dr. Rhonda Hatcher
Athletics Phone	(817) 257-5658
Ticket Office Phone	(817) 257-FROG (3764)

STADIUM INFORMATION

Name	Lupton Stadium & Williams-Reilly Field
Capacity	4,500
First Season	2003
All-Time Record	334-111
Playing Surface	Natural Grass
Dimensions	330 Lines; 375 LC, 370 RC, 395 CF
Press Box Phone	(817) 257-7966

COACHING STAFF

Head Coach	Jim Schlossnagle
Alma Mater	Elon College, 1992
Career Record/ Years	642-301 (15)
Record at TCU/ Years	565-254 (13)
Office Fax	(817) 257-5362
E-mail	j.schlossnagle@tcu.edu
Associate Head Coach	Bill Mosiello
Office Phone	(817) 257-5588
E-mail	b.mosiello@tcu.edu
Assistant Coach	Kirk Saarloos
Office Phone	(817) 257-5656
E-mail	k.saarloos@tcu.edu
Volunteer Asst. Coach	Zach Etheredge
Office Phone	(817) 257-6962
E-mail	z.etheredge@tcu.edu
Volunteer Asst. Coach	Josh Elander
Dir. of Baseball Ops.	Meredith Montgomery
Office Phone	(817) 257-5155
E-mail	m.m.montgomery@tcu.edu
Athletic Trainer	Danny Wheat
Office Phone	(817) 257-5156
E-mail	j.wheat@tcu.edu

TEAM INFORMATION

2016 Overall Record	49-18
2016 Big 12 Record/Finish	15-9/3rd
2016 Big 12 Tournament	4-1/Champions
2016 Postseason	College World Series
Final Ranking	3rd
Letterwinners Returning/Lost	22/6
Position Starters Returning/Lost	8/1
Pitchers Returning/Lost	10/2
Newcomers	11

MEDIA RELATIONS

Baseball Contact	Brandie Davidson
Office Phone	(817) 257-7969
Direct Line	(817) 257-7479
Fax	(817) 257-7964
Cell Phone	(817) 343-2050
E-mail	b.i.davidson@tcu.edu
Mailing Address	TCU Box 297600
	Fort Worth, Texas 76129
Website	www.gofrogs.com

MEDIA RELATIONS

The TCU Athletics Media Relations Office is located on the 2nd floor of the Schollmaier Arena. The office is open from 8 a.m. to 5 p.m., Monday through Friday. The main office phone number is **(817) 257-7969** and the fax number is **(817) 257-7964**. **Brandie Davidson**, TCU Athletics Media Relations Assistant Director, is the media relations contact for Horned Frogs Baseball. Any media relations questions may be directed to her by phone at **(817) 257-7479** or via e-mail at **b.i.davidson@tcu.edu**.

JUST TCU, THANK YOU!

Though the TCU Department of Athletics is a proud and integral part of Texas Christian University, it desires to be recognized simply as TCU (acronym only) Athletics. Therefore, we respectfully urge that the university's teams be identified with an appropriate appellation — TCU. In subsequent references of the same presentation, the team may be referred to by nickname — Horned Frogs. A shorter version of the nickname, Frogs, is acceptable in later usage.

NCAA COMPLIANCE RULES

Under NCAA rules, an extra benefit is any special arrangement by an institutional employee or a representative of the institution's athletics interests to provide a student-athlete or the student-athlete's relative or friend a benefit not expressly authorized by NCAA legislation. Receipt of a benefit by student-athletes or their relatives or friends is not a violation of NCAA legislation if it is demonstrated that the same benefit is available to the institution's general student body or their relatives or friends, or to a particular segment of the student body (e.g., foreign students, minority students, etc.) determined on a basis unrelated to athletics ability. Always remember to **ASK BEFORE YOU ACT**. If you have further questions regarding extra benefits or any other compliance issue, please consult the Compliance Office at **817-257-7525**.

BIG 12 CONFERENCE MEDIA RELATIONS

Contact the Big 12 Media Relations Department for any information or questions concerning Big 12 baseball during the 2013 season. The Big 12 baseball media relations contact is **Cody Soto**. She can be reached by phone at **(469) 524-1009** or via e-mail at **csoto@big12sports.com**. For the most up-to-date information regarding Big 12 baseball, visit the official website of the league at **www.big12sports.com**.



INTERVIEW REQUESTS

TCU generally holds practices during the week between 2:30 and 5:30 p.m. All media wishing to cover practice or interview a TCU player or coach before or after practice should contact Brandie Davidson before noon of the day they wish to conduct the interview to confirm the availability of the player or coach.

MEDIA CREDENTIALS

Requests for official working media credentials should be directed to Brandie Davidson. Requests should be made in writing at least one business day prior to the game. Season credentials will be mailed prior to the first game. If time does not allow for credentials to be mailed, they may be picked up with proper identification at the Lupton Stadium ticket booth on game day.

SCOUT PASSES

Professional scouts may obtain credentials through **Assistant Coach Kirk Saarloos**. Saarloos can be reached via e-mail at **k.saarloos@tcu.edu** or by phone at **(817) 257-5656**. Due to limited seating in the press box, scouts will be directed to the general seating area of Lupton Stadium but are welcome to media materials such as updated statistics and an official scorecard. Scouts are asked to be aware of game patrons and respect their desires to watch the game.

2016 MEDIA INFORMATION

PHOTOGRAPHERS

Due to limited space on the field and in the seating areas of Lupton Stadium, all photographers must see Brandie Davidson prior to shooting at TCU home games to obtain rules and regulations.

RADIO BROADCASTS

Lupton Stadium is equipped with two separate radio broadcasting booths. The TCU radio booth is located on the first base side, while the visiting radio booth is on the third base side. Two courtesy telephone lines, as well as two ISDN SPIDS, are available in the visitor's radio booth. The visiting phone line numbers are **(817) 257-7265** and **(817) 257-7962**. The ISDN SPID numbers are **817.314.7091.0101** and **817.314.7095.0101**. Commence all outgoing calls by dialing nine first. Please contact Brandie Davidson two weeks prior to the game you are wishing to broadcast.

PRESSBOX SERVICES

Game notes, an official scorecard, complete team and individual statistics and box scores are provided to working media by the TCU Athletics Media Relations Office at every TCU home game. Given proper notice, the Media Relations Office will offer fax services to all interested media. For any other requests, please contact Brandie Davidson.



POSTGAME INTERVIEWS

Following a brief cooling-off period, media may accompany Brandie Davidson to the lower level of Lupton Stadium for postgame interviews with TCU coaches and players. The TCU clubhouse is always off-limits to the media. Radio wishing to interview coaches and players after the game will be able to plug in a field mike behind home plate to get a live feed from the field. Coach Jim Schlossnagle will be available after all games along with selected players.

TCU ATHLETICS ON THE WEB

TCU maintains a comprehensive athletics department website covering all 20 varsity sports. **Gofrogs.com** features all the information Frog fans need including:


- Schedules/results
- Team statistics
- Rosters
- Press releases
- Game stories
- Facility info
- Online ticket sales
- Gametracker
- Special features
- Webstreaming



In addition, Frog fans can follow the games by listening to the **KTCU** radio broadcasts as well as follow along with **Gametracker** on the site.

The 2007 season also brought a new element to the website with the addition of **webstreaming** of all home contests. Fans will see the game from different angles and can listen along with Chuck LaMendola as he provides the play-by-play of the game.

TCU BASEBALL ON THE RADIO AND INTERNET



For the 21st consecutive season, TCU fans can catch all the excitement of Horned Frog baseball on KTCU 88.7 FM. The broadcasts can also be heard around the world by logging onto www.gofrogs.com. All games are broadcast live with the pregame show beginning 15 minutes before first pitch.

Calling all the action for the Frogs is Chuck LaMendola. The 2017 campaign marks LaMendola's 21st season behind the microphone as the voice of Horned Frog baseball. He has called more than 1,200 TCU baseball games during his time behind the mic.

2010 saw LaMendola move to the television side as TCU's Film-Television-Digital Media department began broadcasting a majority of the last six season's home schedule. The games air either on a live telecast on Fox Sports Southwest or Fox Sports Southwest Plus, as part of TCU's third-tier rights package, or are streamed on the web at Gofrogs.com

As a full time faculty member in TCU's Film-Television-Digital Media department, LaMendola was instrumental in creating the departments Sports Broadcasting degree and teaches television and film production as well as classes in the sports broadcasting.

LaMendola's play-by-play broadcast of TCU baseball has been honored twice. The broadcaster earned a National Award of Distinction in 2002 and the 2004 Communicator Award.

Chuck and his wife, Kelly, have two daughters, Francesca a 2010 graduate of TCU, and Juliana currently a junior at Mount Holyoke College. The LaMendola family resides in Fort Worth.

LUPTON STADIUM



LUPTON STADIUM QUICK FACTS

Capacity: 4,500

Opened: 2003

Dimensions: 330 – Lines
375 – Left Center
370 – Right Center
395 – Center Field

Playing Surface: Natural Grass

All-Time Record: 334-111 (.751)

All-Time Attendance: 1,225,792 (2,811/game)

Season Attendance Record: 149,594 (2011)

STADIUM RENOVATIONS

- 2005:**
- Wired stadium for television
- 2006:**
- Installed new video board
 - Added concrete around the bullpens
 - Added drainage behind the outfield wall
- 2007:**
- Constructed padded outfield wall
 - Added a warning track
 - Replaced infield dirt
 - Developed Walk of Champions
- 2008:**
- Added patios outside right field
 - Expanded sound system
 - Sun covers over the bullpen seating areas
 - Remodeled team entry
- 2009:**
- Added an auxiliary scoreboard along first base line
 - Added concourse signage
 - Installed a wall in the batting cages
- 2010**
- Expanded upperdeck seating
- 2012**
- Moved the outfield fences in
 - Upgraded the warning track
 - Did general landscaping around the stadium
- 2013**
- Relocation of home bullpen
- 2014**
- Addition of a Player Development Facility in left field
 - Addition of dirt base paths and redone infield surface
- 2015**
- Addition of new office building, revamped locker rooms, meeting rooms, equipment area and training room along the left field line
 - Terraced the area behind right field to accommodate fans.
- 2016**
- Debuted a new HD VideoBoard in left field



LUPTON STADIUM

By The Numbers...

2,811 Average attendance per game at Lupton Stadium since it opened in 2003.

33 Record number of home wins the Horned Frogs posted in 2015

.751 TCU's home winning percentage (334-111) since Lupton Stadium opened in 2003.

7,383 Single-game attendance record set June 7, 2015 against Texas A&M.

LUPTON STADIUM ATTENDANCE

TOP 10 CROWDS

1.	6/7/15	Texas A&M	1-2 (10)	L	7,383
2.	6/8/15	Texas A&M	5-4 (16)	W	7,294
3.	6/6/15	Texas A&M	13-4	W	7,199
4.	4/30/16	Texas Tech	13-6	W	6,451
5.	2/18/11	Kansas	8-2	W	6,099
6.	2/17/12	Ole Miss	4-7	L	5,912
7.	5/1/16	Texas Tech	1-3	L	5,829
8.	6/8/14	Pepperdine	2-3	L	5,620
9.	3/13/13	Northwestern St.	13-6	W	5,612
10.	2/25/11	Cal State Fullerton	4-1	W	5,566

TOP 5 SERIES CROWDS

1.	6/6-8/15	Texas A&M	21,876
2.	4/29-5/1/16	Texas Tech	16,814
3.	6/7-9/14	Pepperdine	15,164
4.	2/18-20/11	Kansas	14,893
5.	2/25-27/11	Cal State Fullerton	14,819

YEAR-BY-YEAR ATTENDANCE

Year	Dates	Att.	Avg.	Record
2003	28	38,581	1,377	21-9
2004	28	34,657	1,237	20-9
2005	30	46,848	1,561	24-6
2006	27	40,158	1,487	18-9
2007	29	51,373	1,712	27-3
2008	34	64,049	1,883	28-8
2009	32	69,290	2,165	23-9
2010	29	90,687	3,127	26-4
2011	36	149,334	4,148	24-12
2012	32	131,610	4,112	23-9
2013	30	107,117	3,570	16-14
2014	34	121,957	3,586	27-8
2015	36	147,335	4,092	33-4
2016	31	132,796	4,283	24-7
Totals	436	1,225,792	2,811	334-111



Home Sweet Home

Named for Charlie and Marie Lupton in honor of their \$2 million gift, Lupton Stadium is one of the premier facilities in all of college baseball. In addition, the playing surface is named after former head coach Roger Williams and local businessman, Michael Reilly. It offers many amenities to Horned Frogs baseball players including a spacious home clubhouse located down the left field line. The clubhouse features a team lounge, classroom and state-of-the-art training room with an adjacent rehab room. Additionally, the addition of the Player Development center offers four full-length batting cages and a turf area for practicing. It also offers a unique two-deck structure as well as four luxury suites that allow fans to be extremely close to all of the action. The stadium seats 4,500 fans comfortably and features two patios on each baseline for corporate events or birthday parties.

2017 PRESEASON NOTEBOOK

PRESEASON RESPECT

The last 13 seasons have seen the Horned Frogs gradually imprint themselves on the national scene. No stranger to the rankings, the Frogs find themselves in the preseason polls for the eighth consecutive season.

Fresh off the heels of its third straight appearance in the College World Series and returning a majority of its 2016 roster, TCU is the consensus No. 1 team in six major polls. It's the second time in program history that the Horned Frogs will open the season ranked No. 1 (2011).

Additionally, Luken Baker, Elliott Barzilli, Durbin Feltman, Brian Howard and Evan Skoug have all earned spots on various preseason All-American teams.

2017 SCHEDULE NOTES

TCU's 54-game slate will see the Horned Frogs play 28 home games, 23 road games and three contests at a neutral site. It's highlighted by 16 games against 2016 postseason participants.

Four weekend opponents appear in at least one preseason poll. Arizona State (February 24-26), Oklahoma State (March 24-26), Texas (May 5-7) and Texas Tech (April 28-30) are all ranked.

While the Frogs won't play a weekend series against them, six teams on the schedule also appear in the rankings in Dallas Baptist (March 7, April 11), Ole Miss (March 5), Long Beach State (March 14), LSU (March 3), Rice (Feb. 28) and Texas A&M (March 4).

Additionally, three other schools are receiving votes.

RETURN TO MINUTE MAID

TCU is set to take part in the Shriners Hospital for Children's College Classic. It'll mark the program's seventh appearance in the tournament and its second straight appearance. TCU previously appeared in 2001, 2002, 2006, 2010, 2014 and 2016. TCU was crowned the champions of the 2016 tournament.

The Horned Frogs own an 11-7 record, including and 8-4 mark under head coach Jim Schlossnagle, in the tournament. TCU will face a trio of teams ranked in the preseason polls in LSU, Texas A&M and Ole Miss.

The Frogs are 22-15 in regular-season tournaments under Schlossnagle.

WIN-WIN-WIN

Over the last three seasons, TCU leads the nation with 148 victories. Since the start of the 2010 campaign, the Horned Frogs boast the seventh-best winning percentage (.701) and the eighth-most wins (314) in the nation.

Since taking over the program in 2004, Schlossnagle has done nothing but win. In 13 years under his guidance, the Frogs are 565-254. TCU has posted 10 seasons with at least 40 wins and has appeared in 12 NCAA Regionals.

The 565 wins rank second among Division I programs in the state of Texas as does the .690 winnings percentage.

TCU's 2,165 program victories in 119 years of existence rank 43rd all-time.

ELITE COMPANY

Since missing the postseason in 2013, TCU has rebounded nicely with three straight trips to the College World Series. TCU is the first program to appear in three straight CWS' since North Carolina appeared in four straight from 2006-09. The year 2016 marked the fourth appearance in the last seven years, making TCU one of just two schools to have accomplished that feat (Florida).

Only 12 schools in the NCAA have been in the postseason in at least 12 of the last 13 seasons. Additionally, TCU is one of just seven schools to host at least six regionals in the last eight years. Only four programs have been involved in six of the last eight NCAA Super Regionals.

TOP OF THE PACK

Just three games into the 2016 season, Schlossnagle cemented his TCU legacy by earning win No. 518 in a 5-0 win over Loyola Marymount to become TCU's all-time winningest coach in program history. He surpassed Lance Brown, who compiled a 517-471 record in 17 seasons at his alma mater. Additionally, he picked up his 600th career win on March 1 in a 13-0 win over UT Rio Grande Valley.

In 15 seasons as a head coach, Schlossnagle has a .681 (642-301) winning percentage. He ranks seventh in winning percentage among active coaches with at least five years of experience.

PASSING THROUGH THE TURNSTILES

Over the past seven seasons, the popularity of TCU baseball has reached all new heights. For the sixth straight season, the Frogs averaged over 3,500 fans per game and for just the fourth time in school history, TCU averaged over 4,000 fans per game. Since the start of the 2010 season, the Frogs are averaging 3,863 fans per game.

TCU boasted a program-best average of 4,283 fans in 2016, a mark that ranked 11th nationally and first among private schools. The total attendance of 132,796 fans ranked 13th nationally.

In 2016, the Frogs saw two of their top-10 crowds pour into the stadium during the Texas Tech series. The three-game set against the Red Raiders was the second-most attended series and the top regular-season attended series in program history. All 10 top crowds have come in the last six seasons.

A LOOK AT THE PITCHING STAFF

Returning Pitchers (10):

Name	Yr.	W-L	ERA	IP	K	Avg.
Austin Boyles	Fr.	--	Redshirt--			
Dalton Brown	So.	0-1	5.00	9.0	11	.297
Ryan Burnett	Jr.	3-1	1.97	32.0	31	.204
Durbin Feltman	So.	3-0	1.56	34.2	49	.129
Dalton Horton	So.	8-0	2.58	59.1	27	.215
Brian Howard	Sr.	10-2	3.19	98.2	80	.228
Jared Janczak	So.	7-4	2.61	82.2	80	.248
Shane Mosiello	Fr.	--	Redshirt--			
Mitchell Traver	Sr.	1-3	3.26	30.1	28	.235
Sean Wymer	So.	3-0	4.68	32.2	39	.258

Newcomers (8):

Name	Yr.	Thr.	Previous School
Alec Creel	Fr.	R	Home School (N.C.)
Cal Coughlin	Fr.	R	Oak Ridge (Ill.) HS
Jake Eissler	Fr.	R	Thunder Ridge (Colo.) HS
Haylen Green	Fr.	L	Lufkin (Texas) HS
Dion Henderson	Fr.	L	Oak Park (Mich.) HS
Charles King	Fr.	R	Coppell (Texas) HS
Nick Lodolo	Fr.	L	Damien (Calif.) HS
Trey Morris	Fr.	R	Tyler (Texas) HS

Pitchers Lost (4):

Name	Yr.	W-L	ERA	IP	K	Avg.
Drew Gooch	So.	0-0	2.01	22.1	17	.281
Preston Guillory	Sr.	4-2	4.35	41.1	34	.265
Rex Hill	Jr.	2-3	5.91	45.2	45	.314
Brian Trieglaff	Jr.	4-1	3.22	44.2	39	.276

2017 PRESEASON NOTEBOOK

HOME SWEET HOME

The Frogs have enjoyed the home cooking of Lupton Stadium since it opened in 2003. TCU has an all-time record of 334-111 (.751) at Lupton Stadium, tallying at least 20 wins in 12 of 14 seasons.

The last three seasons have seen Lupton Stadium become one of the toughest places to play. TCU has won 18 of the last 22 series played at Lupton Stadium over the last three years.

Since the start of 2014, TCU has posted a 84-19 (.816) record, including a nation's best 33-4 (.892) record in 2015. The 33 wins at home are a stadium record, topping the previous mark of 28 in 2008.

NEW BLOOD

TCU bid adieu to five everyday senior starters at the end of the 2015 campaign. The Frogs welcomed an influx 18 newcomers in 2016 and TCU didn't miss a beat en route to making its third consecutive trip to the College World Series.

At the plate, seven newcomers combined to hit .310 with 62 doubles, 29 home runs and 193 runs driven in. A pair of freshmen, Luken Baker and Josh Watson, led the team with 11 home runs each.

On the mound, eight pitchers combined to contribute a 3.47 ERA and 226 strikeouts in 233 1/3 innings pitched to go along with a 20-5 record and 10 saves. Freshman Dalton Horton contributed eight wins, while another freshman, Durbin Feltman, went 3-0 with a team-leading nine saves.

SPEED FACTOR

TCU continues to be one of the most prolific base-stealing teams in the nation. The Horned Frogs paced the Big 12 and ranked 18th nationally with 97 stolen bases in 2015. Conversely, the Frogs were dead last in the NCAA in sacrifice bunts, registering just seven on the year.

TCU had six hitters register 10 or more stolen bases. Five of those six base stealers return including Elliott Barzilli who led the team with 14. In addition, the Frogs will welcome Nolan Brown back to the lineup. He totaled 19 stolen bases in 2015 before missing last season with an injury.

Over the last three seasons, TCU has been one of the most prolific base-stealing teams. The Horned Frogs are one of just seven teams to have stolen at least 300 bases over the last three years. The 308 stolen bases ranks seventh in the nation.

STINGY STAFF

Over the last three seasons, only one team in the NCAA has produced a better ERA than the Horned Frogs. The Frogs ranked No. 1 in 2014 with a 2.22 ERA, No. 2 in 2015 with a 2.45 ERA and No. 16 in 2016 with a 3.19 ERA for a combined 2.64 ERA. TCU's 33 shutouts over the last three years are tops in the NCAA.

TCU has limited opponents to two or fewer runs 107 times over the last 199 games played. The staff has surrendered five or more runs just 54 times.

RECORD-BREAKING

In two of the last three seasons, the Frogs have established a school-record fielding percentage. TCU has fielded .972 or better each of the last four years, including a school-record .979 in 2015.

Over the last three seasons, the Frogs have produced a combined .974 fielding percentage. The Frogs have one or fewer errors in 151 of their last 199 games played.

SWINGING FOR THE FENCES

For the first time since the 2011 campaign, the Frogs hit at least 50 home runs during the season. TCU ranked 36th nationally with 55 home runs, its most since the 2010 season. The 55 home runs were more than the previous three years combined (54).

Luken Baker and Josh Watson led the team with 11 home runs each. It's the first time since the 2005 season a freshman has hit double-digit home runs when Andrew Walker tallied 11.

FROGS PICKED TO WIN BIG 12

For the second time since joining the Big 12 Conference in 2012, TCU was tabbed the unanimous choice to win the Big 12. TCU was the unanimous selection in 2015, a season in which it ultimately won the regular season. The Frogs earned all eight first-place votes from league coaches. TCU has never been picked lower than second since joining the league.

Oklahoma State was picked second, while regular-season defending champions, Texas Tech, checked in at No. 3. Texas narrowly topped West Virginia in fourth. Oklahoma, Baylor, Kansas State and Kansas rounded out the preseason poll.

FROGS ON THE AIRWAVES

The Horned Frogs are slated to have 24 games televised this season. Fourteen of the 24 televised games will be home contests, while 10 of TCU's 25 road contests will also be televised.

TCU's TV slate features four games on ESPNU, three games on ESPN2, four on ESPN3 and one on FS1. The remaining 12 games will be on FSSW, FSSW+, FSOK and/or FCS. All games televised on ESPN will be available on the Watch ESPN app, while all games shown on the FOX family of networks will be available on FOX Sports Go.

Head coach Jim Schlossnagle will also join John Denton once a month at Railhead BBQ for Talking TCU Baseball, which will air live on the TCU Sports Network including KTCU 88.7 FM, the Ranch 99.5 FM and world wide on the TuneIn app. The five shows are slated to air Feb. 16, March 23, April 20, May 4 and May 30.

A LOOK AT THE LINEUP

Returning Position Players (13):

Name	Yr.	Avg.	2B	HR	RBI	SB
Luken Baker	So.	.379	16	11	62	1
Elliott Barzilli	Sr.	.339	16	7	48	14
Nolan Brown	Sr.	--Redshirt--				
Trent Franson	Fr.	.400	1	0	2	0
Mason Hesse	Sr.	.275	5	0	14	4
Michael Landestoy Jr.	Jr.	.290	0	1	14	1
Ryan Merrill	Sr.	.298	9	1	25	11
Evan Skoug	Jr.	.301	21	9	51	7
Austen Wade	Jr.	.286	11	1	27	13
Connor Wanhanen Jr.	Jr.	.231	7	0	23	9
Cam Warner	Sr.	.300	17	6	43	10
Josh Watson	So.	.280	12	11	44	12
Evan Williams	Sr.	--Redshirt--				

Newcomers (3):

Name	Yr.	Bats	Previous School
Zach Humphreys	Fr.	R	Desoto (Texas) HS
Austin Ingraham	Jr.	R	North Central Texas
Bryan Sturges	Fr.	R	Seve Lakes (Texas) HS

Position Players Lost (3):

Name	Yr.	Avg.	2B	HR	RBI	SB
Ryan Johnson	Fr.	.214	2	0	3	2
Zack Plunkett	So.	.200	2	0	0	0
Dane Steinhagen	Sr.	.313	20	8	51	12

2017 ROSTER AND BREAKDOWN

FROGS BY CLASS		#	Name	Pos.	Ht.	Wt.	B/T	Yr.	Hometown/Previous School
Seniors (8): Barzilli, Brown, Hesse, Howard, Merrill, Traver, Warner, Williams		1	Mason Hesse	INF	5-9	155	R/R	Sr.	Temple, Texas/Navarro College
		3	Elliott Barzilli	INF	6-1	175	R/R	Sr.	Los Angeles, Calif./Georgia Tech
		4	Cam Warner	INF	6-2	188	R/R	Sr.	Canberra, Australia/Hill College
		5	Ryan Merrill	INF	5-11	185	L/R	Sr.	Omaha, Neb./Iowa Western C.C.
Juniors (6): Burnett, Ingraham, Landestoy, Skoug, Wade, Wanhanen		6	Nolan Brown	OF	5-11	175	L/L	RS-Sr.	Colleyville, Texas/Blinn College
		7	Josh Watson	OF	5-11	195	S/R	So.	Arlington, Texas/Martin H.S.
		8	Austen Wade	OF	6-1	185	L/L	Jr.	Midland, Texas/Midland H.S.
Sophomores (7): Baker, Brown, Feltman, Horton, Janczak, Watson, Wymer		9	Evan Skoug	C	5-11	200	L/R	Jr.	Libertyville, Ill./Libertyville H.S.
		10	Zach Humphreys	C/INF	5-10	185	R/R	Fr.	DeSoto, Texas/Midlothian H.S.
		11	Dalton Horton	LHP	6-4	210	L/L	So.	Center, Texas/Center H.S.
		12	Nick Lodolo	LHP	6-6	185	L/L	Fr.	LaVerne, Calif./Damien H.S.
Freshmen (12): Boyles, Creel, Coughlin, Eissler, Franson, Green, Henderson, Humphreys, King, Lodolo, Morris, Sturges		13	Michael Landestoy	INF	6-3	195	R/R	RS-Jr.	Santo Domingo, D.R./Saint Georg
		15	Durbin Feltman	RHP	6-0	190	R/R	So.	Conroe, Texas/Oak Ridge H.S.
		16	Connor Wanhanen	1B/OF	6-2	195	L/R	Jr.	Flower Mound, Texas/Flower Mound H.S.
		17	Ryan Burnett	LHP	6-2	208	L/L	RS-Jr.	The Woodlands, Texas/The Woodlands H.S.
		19	Luken Baker	RHP/1B	6-4	265	R/R	So.	Spring, Texas/Oak Ridge H.S.
		20	Cal Coughlin	RHP	6-1	205	S/R	Fr.	Lake Forest, Ill./Lake Forest H.S.
		21	Charles King	RHP	6-5	215	R/R	Fr.	Coppell, Texas/Coppell H.S.
		23	Haylen Green	LHP/OF	5-11	180	L/L	Fr.	Lufkin, Texas/Lufkin H.S.
		24	Jake Eissler	RHP	6-1	205	R/R	Fr.	Littleton, Colo./Thunder Ridge H.S.
Texas (22): Baker, Boyles, D. Brown, N. Brown, Burnett, Feltman, Franson, Green, Hesse, Horton, Humphreys, Ingraham, Janczak, King, Morris, Sturges, Traver, Wade, Wanhanen, Watson, Williams, Wymer		25	Trent Franson	INF	5-10	180	R/R	RS-Fr.	Houston, Texas/Lutheran South Academy
		26	Sean Wymer	RHP	6-1	190	R/R	So.	Flower Mound, Texas/Flower Mound H.S.
		27	Evan Williams	OF	6-0	175	L/R	RS-Sr.	McKinney, Texas/McLennan College
California (2): Barzilli, Lodolo		30	Alec Creel	RHP	6-2	205	R/R	Fr.	Wake Forest, N.C./Home School
Illinois (2): Coughlin, Skoug		31	Dalton Brown	RHP	6-1	204	R/R	So.	Benbrook, Texas/Arlington Heights
Australia (1): Warner		33	Mitchell Traver	RHP	6-7	255	R/R	RS-Sr.	Sugar Land, Texas/Houston Christian H.S.
Colorado (1): Eissler		34	Trey Morris	RHP	6-5	207	R/R	Fr.	Katy, Texas/Taylor H.S.
Dominican Republic (1): Landestoy		35	Bryan Sturges	UT	5-10	200	R/R	Fr.	Katy, Texas/Seven Lakes H.S.
Michigan (1): Henderson		37	Austin Boyles	RHP	6-2	187	R/R	RS-Fr.	Spring, Texas/Klein Collins H.S.
Missouri (1): Howard		38	Austin Ingraham	OF	6-1	205	R/R	Jr.	Fort Worth, Texas/North Central Texas
Nebraska (1): Merrill		41	Jared Janczak	RHP	6-1	205	R/R	RS-So.	Belton, Texas/Belton H.S.
North Carolina (1): Creel		43	Dion Henderson	LHP	6-4	180	L/L	Fr.	Detroit, Mich./Oak Park H.S.
		44	Brian Howard	RHP	6-9	185	R/R	Sr.	St. Louis, Mo./St. Louis University H.S.

PRONUNCIATION GUIDE	
Elliott Barzilli	Bar-zil-ee
Cal Coughlin	Cog-lin
Jake Eissler	Ice-ler
Mason Hesse	Hess
Jared Janczak	Jan-zack
Michael Landestoy	Land-ess-toy
Bill Mosiello	Mo-zee-el-o
Kirk Saarloos	Sar-los
Evan Skoug	Scow-g
Mitchell Traver	Tray-ver
Connor Wanhanen	Wan-Hawn-in
Sean Wymer	Why-mer

- 22 Jim Schlossnagle - Head Coach (14th Season), Elon College, 1992
- 14 Bill Mosiello - Associate Head Coach (4th Season), Fresno State, 1986
- 2 Kirk Saarloos - Assistant Coach (5th Season), Cal State Fullerton 2001
- 28 Zach Etheredge - Volunteer Assistant (4th Season), UTSA, 2008
- Meredith Montgomery - Director of Baseball Operations (8th Season), TCU, 2009
- Danny Wheat - Athletic Trainer (13th Season), Texas, 1975

2016 TV/RADIO PHOTO ROSTER



1 MASON HESSE
IF | 5-9 | 155 | R/R | Sr.
Temple, Texas



3 ELLIOTT BARZILLI
IF | 6-11 | 175 | R/R | Sr.
Los Angeles, Calif.



4 CAM WARNER
IF | 6-2 | 188 | R/R | Sr.
Canberra, Australia



5 RYAN MERRILL
IF | 5-11 | 185 | L/R | Sr.
Omaha, Neb.



6 NOLAN BROWN
OF | 5-11 | 175 | L/L | RSr.
Colleyville, Texas



7 JOSH WATSON
OF | 5-11 | 195 | S/R | So.
Arlington, Texas



8 AUSTEN WADE
OF | 6-1 | 185 | L/L | Jr.
Midland, Texas



9 EVAN SKOUG
C | 5-11 | 200 | L/R | Jr.
Libertyville, Ill.



10 ZACH HUMPHREYS
C/IF | 5-10 | 185 | R/R | Fr.
DeSoto, Texas



11 DALTON HORTON
LHP | 6-4 | 210 | L/L | So.
Center, Texas



12 NICK LODOLO
LHP | 6-6 | 185 | L/L | Fr.
LaVerne, Calif.



13 MICHAEL LANDESTOY
IF | 6-3 | 195 | R/R | R.Jr.
Santo Domingo, D.R.



15 DURBIN FELTMAN
RHP | 6-0 | 190 | R/R | So.
Conroe, Texas



16 CONNOR WANHANEN
1B/OF | 6-2 | 195 | L/R | Jr.
Flower Mound, Texas



17 RYAN BURNETT
LHP | 6-2 | 208 | L/L | R.Jr.
The Woodlands, Texas



19 LUKEN BAKER
1B/P | 6-4 | 265 | R/R | So.
Spring, Texas



20 CAL COUGHLIN
RHP | 6-1 | 205 | S/R | Fr.
Lake Forest, Ill.



21 CHARLES KING
RHP | 6-5 | 215 | R/R | Fr.
Coppell, Texas



23 HAYLEN GREEN
LHP | 5-11 | 180 | L/L | Fr.
Lufkin, Texas



24 JAKE EISSLER
RHP | 6-1 | 205 | R/R | Fr.
Littleton, Colo.



25 TRENT FRANSON
IF | 5-10 | 180 | R/R | R.Fr.
Houston, Texas



26 SEAN WYMER
RHP | 6-1 | 190 | R/R | So.
Flower Mound, Texas



27 EVAN WILLIAMS
OF | 6-0 | 175 | L/R | RSr.
McKinney, Texas



30 ALEC CREEL
RHP | 6-2 | 205 | R/R | Jr.
Wake Forest, N.C.



31 DALTON BROWN
RHP | 6-1 | 204 | R/R | So.
Benbrook, Texas



33 MITCHELL TRAVER
RHP | 6-7 | 255 | R/R | RSr.
Sugar Land, Texas



34 TREY MORRIS
RHP | 6-5 | 207 | R/R | Fr.
Katy, Texas



35 BRYAN STURGES
UT | 6-2 | 187 | R/R | Fr.
Katy, Texas



37 AUSTIN BOYLES
RHP | 6-2 | 187 | R/R | R.Fr.
Spring, Texas



38 AUSTIN INGRAHAM
OF | 6-1 | 205 | R/R | Jr.
Fort Worth, Texas



41 JARED JANCZAK
RHP | 6-1 | 185 | R/R | RSr.
Temple, Texas



43 DION HENDERSON
LHP | 6-4 | 180 | L/L | Fr.
Detroit, Mich.



44 BRIAN HOWARD
RHP | 6-9 | 185 | R/R | Sr.
St. Louis, Mo.



22 JIM SCHLOSSNAGLE
Head Coach
13th Season




14 BILL MOSIELLO
Associate Head Coach
4th Season



2 KIRK SAARLOOS
Assistant Coach
5th Season



28 ZACH ETHEREDGE
Volunteer Assistant Coach
4th Season



MEREDITH MONTGOMERY
Director of Baseball Ops.
8th Season

ALPHABETICAL ROSTER

19	Luken Baker	RHP/1B
3	Elliott Barzilli	INF
37	Austin Boyles	RHP
31	Dalton Brown	RHP
6	Nolan Brown	OF
17	Ryan Burnett	LHP
20	Cal Coughlin	RHP
30	Alec Creel	RHP
24	Jake Eissler	RHP
15	Durbin Feltman	RHP
25	Trent Franson	INF
23	Haylen Green	LHP
43	Dion Henderson	LHP
1	Mason Hesse	INF
11	Dalton Horton	LHP
44	Brian Howard	RHP
10	Zach Humphreys	C/INF
38	Austin Ingraham	OF
41	Jared Janczak	RHP
21	Charles King	RHP
13	Michael Landestoy	INF
12	Nick Lodolo	LHP
5	Ryan Merrill	INF
34	Trey Morris	RHP
9	Evan Skoug	C
35	Bryan Sturges	UT
33	Mitchell Traver	RHP
8	Austen Wade	OF
16	Connor Wanhanen	1B/OF
4	Cam Warner	INF
7	Josh Watson	OF
27	Evan Williams	OF
26	Sean Wymer	RHP

2017 TCU BASEBALL

2017 SCHEDULE

FEBRUARY

Fri.	17	Penn State	Lupton Stadium	6:30 p.m.
Sat.	18	Penn State	Lupton Stadium	2 p.m.
Sun.	19	Penn State (FSSW+)	Lupton Stadium	Noon
Tues.	21	@ UT Arlington	Arlington, Texas	6:30 p.m.
Fri.	24	Arizona State	Lupton Stadium	6:30 p.m.
Sat.	25	Arizona State	Lupton Stadium	2 p.m.
Sun.	26	Arizona State (FSSW+)	Lupton Stadium	1 p.m.
Tues.	28	Rice	Lupton Stadium	6:30 p.m.

MARCH

Fri.	3	vs. LSU!	Houston, Texas	7:05 p.m.
Sat.	4	vs. Texas A&M!	Houston, Texas	7:05 p.m.
Sun.	5	vs. Ole Miss!	Houston, Texas	1:35 p.m.
Tues.	7	Dallas Baptist	Lupton Stadium	6:30 p.m.
Fri.	10	@ UC Irvine	Irvine, Calif.	8:30 p.m.
Sat.	11	@ UC Irvine	Irvine, Calif.	4 p.m.
Sun.	12	@ UC Irvine	Irvine, Calif.	3 p.m.
Tues.	14	@ Long Beach State	Long Beach, Calif.	8 p.m.
Fri.	17	Kansas*	Lupton Stadium	6:30 p.m.
Sat.	18	Kansas* (FSSW)	Lupton Stadium	5 p.m.
Sun.	19	Kansas* (FSSW+)	Lupton Stadium	1 p.m.
Tues.	21	@ Abilene Christian	Abilene, Texas	6:30 p.m.
Fri.	24	Oklahoma State*	Lupton Stadium	6:30 p.m.
Sat.	25	Oklahoma State* (ESPN2)	Lupton Stadium	7 p.m.
Sun.	26	Oklahoma State* (ESPN2)	Lupton Stadium	1 p.m.
Tues.	28	UT Rio Grande Valley	Lupton Stadium	6:30 p.m.
Wed.	29	UT Rio Grande Valley	Lupton Stadium	6:30 p.m.
Fri.	31	@ Kansas State* (ESPN3)	Manhattan, Kan.	6:35 p.m.

APRIL

Sat.	1	@ Kansas State* (ESPN3)	Manhattan, Kan.	2:05 p.m.
Sun.	2	@ Kansas State* (ESPN3)	Manhattan, Kan.	1:05 p.m.
Tues.	4	@ UT Arlington	Arlington, Texas	6:30 p.m.
Fri.	7	Murray State	Lupton Stadium	6:30 p.m.
Sat.	8	Murray State (FSSW)	Lupton Stadium	2 p.m.
Sun.	9	Murray State	Lupton Stadium	1 p.m.
Tues.	11	@ Dallas Baptist (ESPN3)	Dallas, Texas	6:30 p.m.
Fri.	14	@ West Virginia*	Morgantown, W. Va.	5:30 p.m.
Sat.	15	@ West Virginia*	Morgantown, W. Va.	2 p.m.
Sun.	16	@ West Virginia*	Morgantown, W. Va.	11 a.m.
Fri.	21	Baylor* (FCS)	Lupton Stadium	6:30 p.m.
Sat.	22	Baylor* (FSSW)	Lupton Stadium	3 p.m.
Sun.	23	Baylor*	Lupton Stadium	1 p.m.
Tues.	25	Stephen F. Austin	Lupton Stadium	6:30 p.m.
Fri.	28	@ Texas Tech* (FS1)	Lubbock, Texas	6:30 p.m.
Sat.	29	@ Texas Tech* (ESPNU)	Lubbock, Texas	3 p.m.
Sun.	30	@ Texas Tech* (ESPNU)	Lubbock, Texas	1:30 p.m.

MAY

Tues.	2	Abilene Christian	Lupton Stadium	6:30 p.m.
Fri.	5	Texas* (ESPNU)	Lupton Stadium	7 p.m.
Sat.	6	Texas* (ESPN2)	Lupton Stadium	Noon
Sun.	7	Texas* (ESPNU)	Lupton Stadium	1 p.m.
Fri.	12	@ Oklahoma* (SSTV)	Norman, Okla.	6:30 p.m.
Sat.	13	@ Oklahoma* (SSTV)	Norman, Okla.	2 p.m.
Sun.	14	@ Oklahoma* (SSTV)	Norman, Okla.	1 p.m.
Tues.	16	UT Arlington (FSSW+)	Lupton Stadium	6:30 p.m.
Thurs.	18	@ California	Berkeley, Calif.	9:05 p.m.
Fri.	19	@ California	Berkeley, Calif.	8:05 p.m.
Sat.	20	@ California	Berkeley, Calif.	3:05 p.m.
W-Su.	23-28	Big 12 Tourney (FCS/FS1)	Oklahoma City, Okla.	TBA

JUNE

F-M	2-5	NCAA Regional	Campus Sites	TBA
Th-Su.	8-11	NCAA Super Regionals	Campus Sites	TBA
Sa.-W	17-28	College World Series	Omaha, Neb.	TBA

* Indicates Big 12 Conference Game

! Indicates Shriners Hospitals for Children College Classic (Houston, Texas)

All times are central and subject to change

FEBRUARY

SUN.	MON.	TUES.	WED.	THUR.	FRI.	SAT.
12	13	14	15	16		
	20		22	23		
	27					

MARCH

SUN.	MON.	TUES.	WED.	THUR.	FRI.	SAT.
			1	2	LSU	ATM
	6	DBU	8	9		
	13	LB	15	16		
	20	ACU	22	23	OSU	OSU
OSU	27			30		

APRIL

SUN.	MON.	TUES.	WED.	THUR.	FRI.	SAT.
	3			6	M	M
M	10	DBU	12	13	W	W
W	17	18	19	20	BU	BU
BU	24	SFA	26	27	T	T

MAY

SUN.	MON.	TUES.	WED.	THUR.	FRI.	SAT.
T	1	2	3	4		
	8	9	10	11	OU	OU
OU	15		17	Cal	Cal	Cal
21	22	23	XII	XII	XII	XII
	30					

2017 OPPONENT INFORMATION



OLE MISS REBELS March 5

Quick Facts

Location..... Oxford, Miss.
 Founded..... 1848
 Enrollment..... 24,250
 Nickname..... Rebels
 Colors..... Cardinal Red and Navy Blue
 Conference..... SEC
 Chancellor..... Jeffrey S. Vitter
 Athletics Director..... Ross Bjork
 Field (Capacity)..... Oxford-University Stadium (10,323)
 Dimensions..... 330-390-330

Team Information

Head Coach..... Mike Bianco
 Record at Ole Miss..... 630-370-1/16th year
 Career Record..... 730-44-1/20th year
 2016 Record..... 43-19
 Postseason..... NCAA Oxford Regional
 Conference Record/Finish..... 18-12/4th West
 Final Ranking..... None
 Letterwinners R/L..... 17/13
 Starters R/L..... 5/4

Media Relations Information

Contact..... Adam Kuffner
 Office Phone..... (662) 915-7031
 Cell Phone..... (662) 816-0497
 E-mail..... kuffner@olemiss.edu
 Website..... www.olemissports.com



PENN STATE NITTANY LIONS February 17-19

Quick Facts

Location..... University Park, Pa.
 Founded..... 1855
 Enrollment..... 47,261
 Nickname..... Nittany Lions
 Colors..... Blue and White
 Conference..... Big 10
 President..... Dr. Eric J. Barron
 Athletics Director..... Sandy Barbour
 Field (Capacity)..... Medlar Field @ Lubrano Park (5,406)
 Dimensions..... 330-400-330

Team Information

Head Coach..... Rob Cooper
 Record at Penn State..... 64-89/4th year
 Career Record..... 350-119/13th year
 2016 Record..... 28-27
 Postseason..... N/A
 Conference Record/Finish..... 12-12/10th
 Final Ranking..... None
 Letterwinners R/L..... 5/4
 Starters R/L..... 5/4

Media Relations Information

Contact..... Mark Brumbaugh
 Office Phone..... (814) 863-1377
 Cell Phone..... (814) 441-9145
 E-mail..... mgb28@psu.edu
 Website..... www.gopsusports.com



RICE OWLS February 28

Quick Facts

Location..... Houston, Texas
 Founded..... 1891
 Enrollment..... 6,469
 Nickname..... Owls
 Colors..... Blue and Gray
 Conference..... Conference USA
 President..... David W. Leebron
 Athletics Director..... Joe Karlgard
 Field (Capacity)..... Reckling Park (6,193)
 Dimensions..... 330-400-330

Team Information

Head Coach..... Wayne Graham
 Record at Rice..... 2,014-466/26th year
 Career Record..... 1,689-579/37th year
 2016 Record..... 38-24
 Postseason..... NCAA Baton Rouge Regional
 Conference Record/Finish..... 19-10/4th
 Final Ranking..... None
 Letterwinners R/L..... 21/13
 Starters R/L..... 6/3

Media Relations Information

Contact..... John Sullivan
 Office Phone..... (713) 348-5636
 Cell Phone..... (832) 250-9000
 E-mail..... jsully@rice.edu
 Website..... www.riceowls.com



STEPHEN F. AUSTIN LUMBERJACKS April 25

Quick Facts

Location..... Nacogdoches, Texas
 Founded..... 1921
 Enrollment..... 12,742
 Nickname..... Lumberjacks
 Colors..... Purple and White
 Conference..... Southland
 President..... Dr. Baker Pattillo
 Athletics Director..... Robert Hill
 Field (Capacity)..... Jaycees Field (1,000)
 Dimensions..... 320-390-320

Team Information

Head Coach..... Johnny Cardenas
 Record at Stephen F. Austin..... 215-236/9th year
 Career Record..... Same
 2016 Record..... 30-30
 Postseason..... None
 Conference Record/Finish..... 14-16/8th
 Final Ranking..... None
 Letterwinners R/L..... 21/13
 Starters R/L..... 6/3

Media Relations Information

Contact..... Charlie Hurley
 Office Phone..... (936) 468-5800
 Cell Phone..... (218) 341-5113
 E-mail..... hurleycp@sfasu.edu
 Website..... www.sfajacks.com



TEXAS LONGHORNS May 5-7

Quick Facts

Location..... Austin, Texas
 Founded..... 1883
 Enrollment..... 50,950
 Nickname..... Longhorns
 Colors..... Burnt Orange and White
 Conference..... Big 12
 President..... Gregory L. Fenves
 Athletics Director..... Mike Perrin
 Field (Capacity)..... UFCU Disch-Falk Field (7,373)
 Dimensions..... 340-400-325

Team Information

Head Coach..... David Pierce
 Record at Texas..... 1st year
 Career Record..... 197-109/6th year
 2016 Record..... 25-32
 Postseason..... None
 Conference Record/Finish..... 10-14/7th
 Final Ranking..... N/A
 Letterwinners R/L..... 14/17
 Starters R/L..... 4/6

Media Relations Information

Contact..... Carli Todd
 Office Phone..... (512) 232-2078
 Cell Phone..... (732) 606-3915
 E-mail..... carli.todd@athletics.utexas.edu
 Website..... www.texasports.com



TEXAS A&M AGGIES March 4

Quick Facts

Location..... College Station, Texas
 Founded..... 1876
 Enrollment..... 66,190
 Nickname..... Aggies
 Colors..... Maroon and White
 Conference..... SEC
 President..... Michael K. Young
 Athletics Director..... Scott Woodard
 Field (Capacity)..... Blue Bell Park (6,100)
 Dimensions..... 330-400-330

Team Information

Head Coach..... Rob Childress
 Record at Texas A&M..... 458-238-2/12th year
 Career Record..... Same
 2016 Record..... 49-16
 Postseason..... NCAA College Station Super Regional
 Conference Record/Finish..... 20-10/3rd
 Final Ranking..... 8
 Letterwinners R/L..... 14/17
 Starters R/L..... 4/6

Media Relations Information

Contact..... Thomas Dick
 Office Phone..... (979) 862-5486
 Cell Phone..... (512) 78402153
 E-mail..... tdick@athletics.tamu.edu
 Website..... www.aggieathletics.com



TEXAS TECH RED RAIDERS April 28-30

Quick Facts

Location..... Lubbock, Texas
 Founded..... 1923
 Enrollment..... 35,893
 Nickname..... Red Raiders
 Colors..... Scarlet and Black
 Conference..... Big 12
 President..... Dr. Lawrence Schovanec
 Athletics Director..... Kirby Hocutt
 Field (Capacity)..... Dan Law Field (4,368)
 Dimensions..... 330-404-330

Team Information

Head Coach..... Tim Tadlock
 Record at Texas Tech..... 149-95/5th year
 Career Record..... Same
 2016 Record..... 47-20
 Postseason..... College World Series
 Conference Record/Finish..... 19-5/1st
 Final Ranking..... N/A
 Letterwinners R/L..... 22/9
 Starters R/L..... 8/4

Media Relations Information

Contact..... Michael Minshew
 Office Phone..... (806) 742-2770
 Cell Phone..... (817) 707-0011
 E-mail..... michael.minshew@ttu.edu
 Website..... www.texasstech.com



UC IRVINE ANTEATERS March 10-12

Quick Facts

Location..... Irvine, Calif.
 Founded..... 1962
 Enrollment..... 32,000
 Nickname..... Anteaters
 Colors..... Blue and Gold
 Conference..... Big West
 Chancellor..... Howard Gillman
 Athletics Director..... Mike Izzi
 Field (Capacity)..... Anteater Ballpark (3,408)
 Dimensions..... 335-405-335

Team Information

Head Coach..... Mike Gillespie
 Record at UC Irvine..... 3338-192/10th year
 Career Record..... 1,101-663-2
 2016 Record..... 31-25
 Postseason..... None
 Conference Record/Finish..... 11-13/7th
 Final Ranking..... None
 Letterwinners R/L..... 22/9
 Starters R/L..... 8/4

Media Relations Information

Contact..... Alex Croteau
 Office Phone..... (949) 824-8394
 Cell Phone..... (713) 397-6310
 E-mail..... acroteau@uci.edu
 Website..... www.ucirvinesports.com



UT ARLINGTON MAVERICKS February 21 // April 4 // May 16

Quick Facts

Location..... Arlington, Texas
 Founded..... 1892
 Enrollment..... 34,000
 Nickname..... Mavericks
 Colors..... Royal Blue, Orange and White
 Conference..... Sun Belt
 President..... Dr. Vistasp Karbhari
 Athletics Director..... Jim Baker
 Field (Capacity)..... Clay Gould Ballpark (1,000)
 Dimensions..... 330-400-330

Team Information

Head Coach..... Darin Thomas
 Record at UT Arlington..... 266-255/10th year
 Career Record..... Same
 2016 Record..... 30-28
 Postseason..... None
 Conference Record/Finish..... 15-15/7th
 Final Ranking..... None
 Letterwinners R/L..... 18/13
 Starters R/L..... 7/2

Media Relations Information

Contact..... Brent Ingram
 Office Phone..... (817) 272-2122
 Cell Phone..... (859) 608-6230
 E-mail..... brent.ingram@uta.edu
 Website..... www.utamavs.com



UT RIO GRANDE VALLEY VAQUEROS March 28-29

Quick Facts

Location..... Edinburg, Texas
 Founded..... 2015
 Enrollment..... 27,551
 Nickname..... Vaqueros
 Colors..... Orange and Grey
 Conference..... Western Athletic Conference
 President..... Dr. Guy Bailey
 Athletics Director..... Chris King
 Field (Capacity)..... UTRGV Baseball Stadium (5,000)
 Dimensions..... 325-405-325

Team Information

Head Coach..... Manny Mantrana
 Record at UT Rio Grande Valley..... 184-246-1/9th year
 Career Record..... 635-465-2/21st year
 2016 Record..... 21-28
 Postseason..... None
 Conference Record/Finish..... 10-14/8th
 Final Ranking..... None
 Letterwinners R/L..... 15/16
 Starters R/L..... 7/10

Media Relations Information

Contact..... Jonah Goldberg
 Office Phone..... (956) 665-2240
 Cell Phone..... (516) 659-1177
 E-mail..... jonah.goldberg@utrgv.edu
 Website..... www.goutrgv.com



WEST VIRGINIA MOUNTAINEERS April 14-16

Quick Facts

Location..... Morgantown, W. Va.
 Founded..... 1867
 Enrollment..... 31,514
 Nickname..... Mountaineers
 Colors..... Old Gold and Blue
 Conference..... Big 12
 President..... Dr. E. Gordon Gee
 Athletics Director..... Shane Lyons
 Field (Capacity)..... Monongalia County Ballpark (3,500)
 Dimensions..... 325-400-325

Team Information

Head Coach..... Randy Mazey
 Record at West Virginia..... 124-101/5th year
 Career Record..... 310-261-2/11th year
 2016 Record..... 36-22
 Postseason..... None
 Conference Record/Finish..... 12-11/4th
 Final Ranking..... None
 Letterwinners R/L..... 22/9
 Starters R/L..... 8/4

Media Relations Information

Contact..... Charley Healy
 Office Phone..... (304) 293-2821
 Cell Phone..... (304) 692-9140
 E-mail..... charles.healy@mail.wvu.edu
 Website..... www.wvusports.com



LUKEN BAKER
19 1B/RHP
 6-4 • 265 • R/R • SO
SPRING, TEXAS
OAK RIDGE H.S.

Career Honors

- 2016 D1Baseball.com, Baseball America and NCBWA 2nd-team All-American
- 2016 D1Baseball.com, Louisville Slugger and NCWBA 1st-team Freshman All-American
- 2016 Perfect Game Honorable Mention All-American
- 2016 College World Series All-Tournament team
- 2016 Big 12 Freshman of the Year
- 2016 1st-team All-Big 12 (DH & Utility)
- MOP of the 2016 Big 12 Championships
- 2016 NCAA Fort Worth All-Regional team
- 2016 Shriner's Hospital for Children College Classic All-Tournament team
- Big 12 Newcomer of the Week (Feb. 22, 2016 and March 7, 2016)

2016 (Freshman)

One of four Horned Frogs to play in and start all 67 games... was TCU's starting designated hitter in all 67 games... paced the Big 12 in batting average (.379), total hits (94), runs scored (59) and RBI (62)... tied with Josh Watson for the team lead with 11 home runs... tied for second in the Big 12 with 45 walks... tied for the team-lead with 27 multi-hit games and led the squad with 18 multiple-RBI contests... notched a base hit in 53 games and reached base safely in 63... also made 10 starts on the mound... TCU owned a 6-4 record in games he started on the mound... posted a 3-1 record with a 1.70 ERA... fanned 41 batters in 47 2/3 innings pitched... hit safely in each of the first three games of the season vs. Loyola Marymount (Feb. 19-21)... hit a two-run home run in the series finale against the Lions (Feb. 21)... also made his first collegiate start on the mound... fanned six, walked one and allowed one hit in six shutout innings for his first career victory... posted four hits and drove in four runs in the Shriner's Hospitals for Children College Classic... tossed six shutout innings, allowing four hits and striking out seven against Rice (Feb. 27) to improve to 2-0 on the season... also connected on his second home run of the season... was 2-for-2 with two RBIs in the win over Houston (Feb. 28)... drew three walks and went 1-for-1 with three RBIs against UT Rio Grande Valley (March 1)... made first Friday start of the year against Gonzaga on March 4... allowed two runs on five hits in 5 1/3 innings of work... was 6-for-9 with five RBIs in the final two games of the Gonzaga series (March 5-6)... doubled as part of two hits and drove in two runs against UT Arlington (March 8)... got a no-decision after surrendering an unearned run on five hits in four innings of work against USC (March 11)... drew four walks and drove in a run against the Trojans on March 12... went 2-for-4 with two RBIs in the series opener against West Virginia (March 18)... also tossed five innings on the mound... allowed three runs (one earned) on four hits and struck out four in the no-decision... doubled and hit a grand slam as part of a three-hit game in the series finale against the Mountaineers (March 20)... collected four hits, including three in the series finale, at Texas (March 24-26)... fell to 2-1 on the season after allowing four runs (three earned) on eight hits in 4 2/3 innings against the Longhorns (March 24)... hit safely in all three games at Wichita State (April



1-3)... got a no-decision in the series-opener against the Shockers after giving up just one hit and walking two in four scoreless innings (April 1)... was 3-for-5 with four RBIs in the series finale against Wichita State on April 3... was 5-for-15 in the series win at Kansas (April 8-10)... got a no-decision in the series opener against the Jayhawks after allowing two runs and striking out six in 5 1/3 innings... contest started a streak of 37 straight games in which he reached base safely... went 2-for-5 in the series opener against Oklahoma (April 15)... also notched a win on the mound after limiting the Sooners to three runs (one earned) on three hits in six innings of work... went 3-for-5 in game to against the Sooners (April 16)... made his final start of the season on the mound at Oklahoma State (April 22)... departed with a minor injury, but remained in the game as the designated hitter when he went 2-for-3... collected three hits and scored twice in TCU's game two victory over the Cowboys (April 23)... had two hits in each of the final two games at Penn State (May 7-8)... connected on his fourth home run of the season in the series finale at Baylor (May 15)... started the postseason with a bang, going 5-for-5 with a double, a home run and three RBIs in the Big 12 Championship opener against Baylor (May 25)... homered for the second consecutive game as part of a three-hit game against Oklahoma State (May 26)... had five RBIs, including a go-ahead three-run home run in the fifth inning to help send TCU to the Championship game... had three hits in the Championship game vs. West Virginia... his 10th inning home run was the difference in the ballgame... named MOP of the Big 12 Championships after hitting .682 with four home runs and 11 RBIs with a Big 12 record 15 hits in the tourney... went 5-for-10 in the NCAA Fort Worth Regional... was 2-for-4 with his ninth home run and three RBIs in the NCAA College Station Super Regional opener at Texas A&M... went 2-for-5 and hit what proved to be the game-winning three run home run in the top of the ninth to help TCU defeat Texas Tech, 5-3, in the opening game of the College World Series (June 19)... his 11th home run of the season to lead off the second inning gave TCU a lead against Coastal Carolina (June 21)... had an RBI double in the final game of the season against the Chanticleers (June 25).

High School

Was a four-year letterwinner at Oak Ridge High School... named the 2015 Gatorade National Player of the Year... attended the 2015 ESPY awards... three-time USA Baseball Alumn (2011, 12 and 14)... four-time, first-team all-district performer... named the 2012 district Newcomer of the Year... was the district MVP as a senior... also named the Greater Houston Player of the Year... was a first-team All-American as selected by Baseball America... ranked by BA as the 6th best recruit in the state of Texas and the 58th top prospect in the nation... drafted in the 37th round of the 2015 MLB First Year Player Draft by the Houston Astros... won the 2014 Under Armour high school home run derby... won the MLB Junior Select home run derby at the 2014 MLB All-Star game... also appeared in the Under Armour All-American game.

Personal

Parents are Will and Belinda... has two sisters, Carli and Clair.

Baker's Career Stats

SEASON	Avg.	GP-GS	AB	RUNS	HITS	2B	3B	HR	RBI	SLG%	BB	HBP	SO	OB%	SB-A	SF	SH	FLD
2016	.379	67-67	248	59	94	16	0	11	62	.577	45	5	39	.483	1-1	0	0	1.000
TOTALS	.379	67-67	248	59	94	16	0	11	62	.577	45	5	39	.483	1-1	0	0	1.000

#19 LUKEN BAKER

BAKER'S 2016 GAME-BY-GAME STATISTICS

Date	Opponent	Avg.	AB	R	H	2B	3B	HR	RBI	BB	K
2/19	Loyola Marymount*	.250	4	1	1	0	0	0	0	0	1
2/20	Loyola Marymount*	.250	4	0	1	0	0	0	0	0	1
2/21	Loyola Marymount*	.273	3	1	1	0	0	1	2	1	1
2/24	Arkansas-Pine Bluff*	.214	3	1	0	0	0	0	0	1	2
2/26	vs. La.-Lafayette*	.222	4	1	1	1	0	0	1	0	1
2/27	vs. Rice*	.238	3	2	1	0	0	1	1	1	0
2/28	vs. Houston*	.304	2	1	2	0	0	0	2	2	0
3/1	UT Rio Grande Valley*	.333	1	1	1	0	0	0	3	3	0
3/4	Gonzaga*	.296	3	0	0	0	0	0	0	1	1
3/5	Gonzaga*	.355	4	1	3	0	0	0	3	0	0
3/6	Gonzaga*	.389	5	2	3	1	0	0	2	0	1
3/8	UT Arlington*	.400	4	1	2	1	0	0	2	0	1
3/11	USC*	.364	4	0	0	0	0	0	0	0	2
3/12	USC*	.370	2	1	1	0	0	0	1	4	0
3/13	USC*	.340	4	0	0	0	0	0	0	0	0
3/15	@ Rice*	.321	3	1	0	0	0	0	0	2	0
3/18	West Virginia*	.333	4	1	2	0	0	0	2	1	0
3/19	West Virginia*	.333	3	1	1	0	0	0	0	1	0
3/20	West Virginia*	.359	4	2	3	2	0	1	5	0	0
3/22	Abilene Christian*	.358	3	1	1	0	0	0	1	1	0
3/24	@ Texas*	.352	4	0	1	1	0	0	0	0	0
3/25	@ Texas*	.338	3	0	0	0	0	0	0	1	1
3/26	@ Texas*	.354	5	0	3	0	0	0	2	0	0
3/29	@ UT Arlington*	.341	6	1	1	0	0	0	0	0	3
4/1	@ Wichita State*	.337	4	0	1	0	0	0	0	0	1
4/2	@ Wichita State*	.333	4	2	1	1	0	0	0	1	0
4/3	@ Wichita State*	.347	5	1	3	1	0	0	4	0	1
4/6	UT Arlington*	.333	4	0	0	0	0	0	0	0	1
4/8	@ Kansas*	.340	4	1	2	0	0	0	1	1	1
4/9	@ Kansas*	.339	6	1	2	0	0	0	0	0	0
4/10	@Kansas*	.333	5	0	1	0	0	0	0	1	2
4/12	Dallas Baptist*	.336	2	1	1	0	0	0	0	2	1
4/15	Oklahoma*	.339	5	0	2	0	0	0	1	0	1
4/16	Oklahoma*	.352	4	2	3	1	0	0	3	0	0
4/16	Oklahoma*	.344	3	0	0	0	0	0	0	0	0
4/22	@ Oklahoma State*	.351	3	0	2	0	0	0	0	0	1
4/23	@ Oklahoma State*	.353	5	2	2	0	0	0	2	0	1
4/24	@ Oklahoma State*	.364	4	2	3	1	0	0	0	1	0
4/26	@ Dallas Baptist*	.363	3	0	1	0	0	0	0	0	0

BAKER'S 2016 GAME-BY-GAME STATISTICS

Date	Opponent	Avg.	AB	R	H	2B	3B	HR	RBI	BB	K
4/29	Texas Tech*	.362	3	0	1	0	0	0	0	1	0
4/30	Texas Tech*	.359	4	2	1	0	0	0	0	0	1
5/1	Texas Tech*	.353	3	0	0	0	0	0	0	1	0
5/7	@ Penn State*	.346	3	0	0	0	0	0	1	2	1
5/7	@ Penn State*	.350	4	1	2	1	0	0	1	0	0
5/8	@ Penn State*	.351	5	1	2	0	0	0	1	0	0
5/13	@ Baylor*	.347	2	0	0	0	0	0	0	0	3
5/14	@ Baylor*	.341	3	1	0	0	0	0	0	1	0
5/15	@ Baylor*	.341	3	2	1	0	0	1	2	2	0
5/17	Stephen F. Austin*	.341	3	1	1	0	0	0	0	1	0
5/19	Kansas State*	.344	4	1	2	0	0	0	0	0	0
5/20	Kansas State*	.344	3	1	1	1	0	0	0	0	0
5/21	Kansas State*	.340	2	1	0	0	0	0	0	1	1
5/25	vs. Baylor*	.358	5	4	5	1	0	1	3	0	0
5/26	vs. Oklahoma State*	.364	5	2	3	0	0	1	1	0	2
5/28	vs. Texas*	.363	3	0	1	0	0	0	0	0	0
5/28	vs. Texas*	.371	4	2	3	0	0	1	5	1	0
5/29	vs. West Virginia*	.376	5	2	3	0	0	1	2	1	0
6/3	Oral Roberts*	.376	3	0	1	0	0	0	0	2	1
6/4	Gonzaga*	.380	3	0	2	0	0	0	0	1	1
6/5	Arizona State*	.382	4	1	2	1	0	0	0	1	1
6/10	@ Texas A&M*	.384	4	2	2	0	0	1	3	1	0
6/11	@ Texas A&M*	.382	4	0	1	1	0	0	0	0	1
6/12	@ Texas A&M*	.379	4	0	1	0	0	0	0	0	2
6/19	Texas Tech*	.380	5	1	2	0	0	1	3	0	0
6/21	vs. Coastal Carolina*	.387	3	2	3	0	0	1	1	1	0
6/24	vs. Coastal Carolina*	.381	4	0	0	0	0	0	0	0	1
6/25	vs. Coastal Carolina*	.379	4	0	1	1	0	0	1	0	1

Baker's Career Highs

AB	6 @ Kansas 4/9/16
Hits	5 vs. Baylor 5/25/16
Runs	4 vs. Baylor 5/25/16
RBIs	5, 2x last vs. Texas 5/28/16
HR	1, 11x last vs. Coastal Carolina 6/21/16
SB	1 vs. Dallas Baptist 4/12/16





ELLIOTT BARZILLI

3 INFIELD
6-1 • 175 • R/R • SR

LOS ANGELES, CALIF.
GEORGIA TECH

Career Honors

- Drafted in the 29th round of the 2016 MLB draft by the Houston Astros
- 2016 1st-team All-Big 12 Conference
- 2016 Big 12 All-Tournament team
- 2016 NCAA Fort Worth All-Regional team
- 2016 USA Baseball Golden Spikes Award Watch List

2016 (Junior)

Was one of four Horned Frogs to have started all 67 games... started all 67 games at third base... hit .339 batting average on the year ranked eighth in the Big 12... totaled 85 hits on the year, tied for third in the Big 12... ranked in the top 10 in the league in triples (4), stolen bases (14), RBIs (48), total bases (130) and slugging percentage (.518)... recorded 16 doubles in addition to hitting seven home runs... tallied a base hit in 48 games and reached base safely in 58... 19 of his 48 RBIs came with two outs... led the team with 27 multi-hit games and ranked second with 16 multiple-RBI contests... got off to a torrid start to the season, posting six straight multi-hit games to begin the year... was hitting .593 (16-for-23) in that stretch... went 7-for-10 in the season-opening series against Loyola Marymount (Feb. 19-21)... homered and doubled as part of a four-hit game against Arkansas-Pine Bluff (Feb. 24)... also tallied three runs scored and three RBIs in the game... was 5-for-10 in the Shriner's Hospitals for Children College Classic (Feb. 26-28)... went 3-or-4 in the College Classic opener vs. La.-Lafayette (Feb. 26)... connected on his second home run of the season and drove in three runs vs. Rice (Feb. 27)... tripled and drove in three runs vs. UT Rio Grande Valley (March 1)... was 4-for-11 with two doubles and four RBIs in the series win over Gonzaga (March 4-6)... hit his third home run of the season and went 2-for-4 in the opening game of the USC series (March 11)... tallied two hits and drove in two runs at Rice (March 15)... game started a career-long 16 game hitting streak that saw him hit .456 (26-for-57) with 13 RBIs... homered twice and went 5-for-11 in the series sweep of West Virginia (March 18-20)... collected five RBI in the series, two of which came in game one and three in game three... went 6-for-10 in the series at Texas (March 24-26)... drove in two and scored two at UT Arlington (March 29)... was 5-for-11 with five runs scored, two doubles, one triple and four RBIs in the sweep of Wichita State (April 1-3)... tallied four hits in the series at Kansas (April 8-10)... notched three hits and drove in a run in game two against Oklahoma (April 16)... hit a solo home run in the opening game of the Texas Tech series (April 29)... was 2-for-4 with two runs scored and an RBI in the Frogs' win in game two (April 30)... notched his seventh home run of the season, a solo shot, in the opener at Penn State (May 7)... went 4-for-5 in the series finale against the Nittany Lions (May 8)... was 2-for-4 with a double against Stephen F. Austin (May 17)... recorded three hits in the series sweep against Kansas State (May 19-21)... tripled and drove in two runs as part of a two-hit game in the Big 12 Championships opener vs. Baylor (May 25)... went 3-for-5 with two runs scored in the win over Oklahoma State (May 26)... notched three hits in the win over Texas



on May 28... his eighth inning, two-run single against Gonzaga in Game 2 of the NCAA Fort Worth Regional helped TCU rally for a 4-3 win (June 4)... had an RBI in the NCAA Fort Worth Regional championship game against Arizona State (June 5)... tallied two hits in the College World Series.

2015 (Sophomore)

Played in 33 games and made 24 starts... made 18 starts at first base, four at third base, one at second base and one as the designated hitter... also made seven appearances as a pinch hitter and two as a defensive replacement... was 3-for-6 (.500) with a triple and four RBIs as a pinch hitter... hit .250 on the season with a double, a triple and two home runs... collected 12 RBIs on the season... tallied a base hit in 16 games and reached base safely in 23... posted seven multi-hit games and four multiple-RBI contests... was the opening-day starter as the designated hitter vs. Southern Illinois (Feb. 13)... first hit at TCU was an RBI triple against Southern Illinois (Feb. 14)... made his first start at first base in the series finale against the Salukis (Feb. 15)... went 2-for-5 with two RBIs in the victory... came off the bench and went 2-for-3 with an RBI at USC on March 6... drove in the eventual game-winning runs with a two-out, two-run double in the sixth inning at UCLA on March 7... was 3-for-4 against the Bruins as the starting first baseman... broke an 0-for-16 slump over a six-game span with a 1-for-3 day at the plate at Kansas State on April 10... hit spurred a four-game hitting streak... collected a pinch-hit, two-run single against the Wildcats on April 11... hit a two-run home run at UT Arlington on April 14... was 3-for-3 in the series finale against Santa Clara on April 19... keyed TCU's sweep of Texas with two hits in each of the final two games of the series April 25-26... hit second home run of the series in the series finale against the Longhorns... posted a two-hit game against Kansas on May 8... delivered the game-winning hit in the 10th inning against NC State in the Fort Worth Regional on June 1 to lock up the Regional Championship.

2014 (At Georgia Tech)

Played in 34 games and made 26 starts... collected six doubles and two home runs as part of 26 hits on the season... drove in 11 runs... saw most of his action at shortstop... had a .929 fielding percentage.

High School

A four-year baseball letterwinner at Palisades Charter High School in California under head coach Mike Spiers... was named a preseason All-American... was a member of the All-Western League second team... named his team's best offensive player in both 2011 and 2012.

Personal

Parents are Ron and Lu Barzilli... has an older brother, Julian.

Barzilli's Career Stats

SEASON	Avg.	GP-GS	AB	RUNS	HITS	2B	3B	HR	RBI	SLG%	BB	HBP	SO	OB%	SB-A	SF	SH	FLD
2014*	.234	34-26	111	12	26	6	0	2	19	.342	4	0	19	.261	0-1	0	1	.929
2015	.250	33-24	100	14	25	1	1	2	12	.340	9	1	13	.315	4-4	1	0	.986
2016	.339	67-67	251	44	85	16	4	7	48	.518	30	8	32	.418	14-16	5	0	.951
TOTALS	.313	134-117	462	70	136	23	5	11	79	.437	43	9	64	.362	18-21	6	1	.963

* - Indicates totals at Georgia Tech

#3 ELLIOTT BARZILLI

BARZILLI'S 2014 GAME-BY-GAME STATISTICS

Date	Opponent	Avg.	AB	R	H	2B	3B	HR	RBI	BB	K
2/14	Old Dominion*	.500	2	2	1	0	0	1	1	1	0
2/15	Radford*	.200	3	0	0	0	0	0	0	0	1
2/19	@ Georgia Southern*	.222	4	1	1	0	0	0	0	0	2
2/22	UNC Greensboro*	.308	4	1	2	0	0	0	0	0	1
2/23	UNC Greensboro*	.353	4	2	2	1	0	0	3	1	0
2/25	Kennesaw State*	.409	5	1	3	1	0	0	0	0	0
2/28	Bowling Green*	.360	3	0	0	0	0	0	0	1	1
3/1	Bowling Green*	.345	4	0	1	0	0	0	2	0	0
3/2	Bowling Green*	.294	5	0	0	0	0	0	0	0	0
3/4	@ Georgia*	.263	4	0	0	0	0	0	0	0	0
3/8	Wake Forest*	.270	5	0	2	1	0	0	2	0	1
3/9	Wake Forest*	.298	4	0	2	2	0	0	1	0	1
3/11	Western Carolina*	.275	4	0	0	0	0	0	0	0	0
3/14	Miami*	.268	5	1	1	0	0	0	0	0	1
3/15	Miami*	.259	2	0	0	0	0	0	0	0	0
3/15	Miami	.254	1	0	0	0	0	0	0	0	0
3/19	@ Georgia State	.250	1	0	0	0	0	0	0	0	1
3/22	@ North Carolina*	.258	6	0	2	0	0	0	0	1	1
3/22	@ North Carolina*	.254	5	1	1	0	0	0	0	0	1
3/28	@ Pittsburgh*	.260	6	1	2	1	0	0	0	0	1
3/29	@ Pittsburgh*	.250	3	0	0	0	0	0	0	0	0
4/2	Georgia State	.247	1	0	0	0	0	0	0	0	0
4/8	Georgia Southern	.244	1	0	0	0	0	0	0	0	0
4/9	Savannah State*	.253	5	1	2	0	0	0	1	0	2
4/12	Florida State	.247	2	0	0	0	0	0	0	0	0
4/19	@ Maryland*	.237	4	0	0	0	0	0	0	0	1
4/26	@ NC State	.245	1	0	1	0	0	0	0	0	0
4/27	@ NC State	.250	2	0	1	0	0	0	0	0	1
5/3	Virginia Tech*	.242	3	0	0	0	0	0	0	0	2
5/6	North Florida	.240	1	0	0	0	0	0	0	0	0
5/11	@ Virginia	.243	3	1	1	0	0	1	1	0	0
5/13	vs. Georgia*	.240	1	0	0	0	0	0	0	0	0
5/15	South Florida*	.236	2	0	0	0	0	0	0	0	1
5/17	South Florida*	.234	5	0	1	0	0	0	0	0	0

BARZILLI'S 2015 GAME-BY-GAME STATISTICS

Date	Opponent	Avg.	AB	R	H	2B	3B	HR	RBI	BB	K
2/13	Southern Illinois*	.000	2	0	0	0	0	0	0	0	0
2/14	Southern Illinois	.250	2	1	1	0	1	0	1	0	0
2/15	Southern Illinois*	.333	5	1	2	0	0	0	2	0	0
2/17	UT Arlington*	.250	3	0	0	0	0	0	0	0	0
2/20	@ Arizona State*	.188	4	0	0	0	0	0	0	0	1
2/21	@ Arizona State*	.158	3	0	0	0	0	0	0	0	1
3/3	Rice*	.174	4	0	1	0	0	0	0	0	1
3/6	@ USC	.231	3	1	2	0	0	0	1	0	0
3/7	@ UCLA*	.300	4	0	3	1	0	0	2	0	1
3/8	vs. Vanderbilt*	.273	3	0	0	0	0	0	0	1	1
3/10	@ Loyola Marymount*	.250	3	0	0	0	0	0	0	1	0
3/14	Baylor*	.231	3	0	0	0	0	0	0	1	0
3/18	UT Pan American*	.209	4	0	0	0	0	0	0	0	0
3/20	Oklahoma State	.200	2	0	0	0	0	0	0	0	1
3/22	Oklahoma State*	.196	1	0	0	0	0	0	0	0	0
4/10	@ Kansas State	.204	3	0	1	0	0	0	0	0	0
4/11	@ Kansas State	.220	1	1	1	0	0	0	2	0	0
4/14	@ UT Arlington*	.226	3	1	1	0	0	1	2	2	0
4/19	Santa Clara*	.268	3	2	3	0	0	0	0	1	0
4/21	Incarnate Word*	.250	4	0	0	0	0	0	0	0	1
4/25	Texas*	.262	5	1	2	0	0	0	0	0	0
4/26	Texas*	.279	3	1	2	0	0	1	1	1	0
4/29	@ Dallas Baptist*	.274	5	1	1	0	0	0	0	0	2
5/1	@ West Virginia*	.269	5	1	1	0	0	0	0	0	0
5/2	@ West Virginia*	.268	4	1	1	0	0	0	0	0	0
5/3	@ West Virginia*	.256	4	1	0	0	0	0	0	0	2
5/8	Kansas*	.267	4	0	2	0	0	0	0	0	2
5/9	Kansas*	.253	5	0	0	0	0	0	0	0	0
5/12	Abilene Christian*	.247	2	0	0	0	0	0	0	0	0
5/14	@ Oklahoma	.245	1	0	0	0	0	0	0	0	0
5/25	vs. Texas Tech	.245	0	1	0	0	0	0	0	1	0
5/29	Sacred Heart	.242	1	0	0	0	0	0	0	0	0
6/1	NC State	.250	1	0	1	0	0	0	1	0	0

#3 ELLIOTT BARZILLI

BARZILLI'S 2016 GAME-BY-GAME STATISTICS

Date	Opponent	Avg.	AB	R	H	2B	3B	HR	RBI	BB	K
2/19	Loyola Marymount*	.500	4	0	2	0	0	0	0	0	0
2/20	Loyola Marymount*	.571	3	0	2	0	0	0	0	0	0
2/21	Loyola Marymount*	.636	4	1	3	1	0	0	0	0	0
2/24	Arkansas-Pine Bluff*	.688	5	3	4	1	0	1	3	0	0
2/26	vs. La.-Lafayette*	.700	4	0	3	0	0	0	0	0	0
2/27	vs. Rice*	.696	3	2	2	0	0	1	3	0	0
2/28	vs. Houston*	.593	4	0	0	0	0	0	0	0	2
3/1	UT Rio Grande Valley*	.567	3	1	1	0	1	0	3	0	0
3/4	Gonzaga*	.529	4	1	1	1	0	0	0	0	1
3/5	Gonzaga*	.500	4	0	1	0	0	0	2	0	0
3/6	Gonzaga*	.512	3	1	2	1	0	0	2	2	0
3/8	UT Arlington*	.500	3	1	1	0	0	0	0	1	1
3/11	USC*	.500	4	2	2	0	0	1	1	0	0
3/12	USC*	.472	5	0	1	0	0	0	2	0	1
3/13	USC*	.431	5	0	0	0	0	0	0	0	2
3/15	@ Rice*	.435	4	1	2	1	0	0	2	1	0
3/18	West Virginia*	.424	4	1	1	0	0	1	2	0	2
3/19	West Virginia*	.429	4	2	2	0	0	0	0	0	1
3/20	West Virginia*	.438	3	2	2	1	0	1	3	0	0
3/22	Abilene Christian*	.447	3	1	2	0	0	0	0	0	0
3/24	@ Texas*	.438	4	0	1	0	0	0	0	0	0
3/25	@ Texas*	.446	3	0	2	0	1	0	0	1	0
3/26	@ Texas*	.465	3	1	3	0	0	0	0	2	0
3/29	@ UT Arlington*	.456	4	2	1	0	0	0	2	1	2
4/1	@ Wichita State*	.452	3	1	1	0	0	0	0	1	1
4/2	@ Wichita State*	.449	5	4	2	1	1	0	1	1	0
4/3	@ Wichita State*	.455	3	0	2	1	0	0	3	2	0
4/6	UT Arlington*	.452	3	0	1	0	0	0	0	1	1
4/8	@ Kansas*	.449	3	0	1	0	0	0	0	2	1
4/9	@ Kansas*	.455	3	1	2	0	0	0	0	1	0
4/10	@ Kansas*	.443	5	1	1	1	0	0	0	1	0
4/12	Dallas Baptist*	.436	2	0	0	0	0	0	0	2	0
4/15	Oklahoma*	.418	5	0	0	0	0	0	0	0	1
4/16	Oklahoma*	.432	3	2	3	0	0	0	1	1	0
4/16	Oklahoma*	.422	3	0	0	0	0	0	0	1	2
4/22	@ Oklahoma State*	.412	3	0	0	0	0	0	0	0	0
4/23	@ Oklahoma State*	.400	4	0	0	0	0	0	1	1	2
4/24	@ Oklahoma State*	.396	4	0	1	0	0	0	0	0	1

BARZILLI'S 2016 GAME-BY-GAME STATISTICS

Date	Opponent	Avg.	AB	R	H	2B	3B	HR	RBI	BB	K
4/26	@ Dallas Baptist*	.387	3	0	0	0	0	0	0	0	0
4/29	Texas Tech*	.386	3	1	1	0	0	0	1	1	0
4/30	Texas Tech*	.389	4	2	2	1	0	0	2	1	0
5/1	Texas Tech*	.386	4	1	1	1	0	0	0	0	1
5/7	@ Penn State*	.382	4	1	1	0	0	1	1	0	0
5/7	@ Penn State*	.373	4	0	0	0	0	0	0	0	0
5/8	@ Penn State*	.386	5	0	4	1	0	0	2	0	1
5/13	@ Baylor*	.376	4	0	0	0	0	0	0	0	0
5/14	@ Baylor*	.379	4	2	2	0	0	0	0	0	0
5/15	@ Baylor*	.371	4	0	0	0	0	0	0	0	1
5/17	Stephen F. Austin*	.374	4	0	2	1	0	0	1	0	0
5/19	Kansas State*	.376	4	0	2	0	0	0	0	0	0
5/20	Kansas State*	.376	3	0	1	1	0	0	0	1	1
5/21	Kansas State*	.372	2	1	0	0	0	0	1	1	0
5/25	vs. Baylor*	.374	4	0	2	0	1	0	2	1	0
5/26	vs. Oklahoma State*	.380	5	2	3	0	0	0	0	0	0
5/28	vs. Texas*	.373	4	0	0	0	0	0	0	0	1
5/28	vs. Texas*	.378	5	0	3	1	0	0	2	0	0
5/29	vs. West Virginia*	.374	2	0	0	0	0	0	0	0	1
6/3	Oral Roberts*	.370	5	0	1	0	0	0	0	0	1
6/4	Gonzaga*	.373	4	1	2	1	0	0	2	0	0
6/5	Arizona State*	.369	5	0	1	0	0	0	1	0	0
6/10	@ Texas A&M*	.362	4	1	0	0	0	0	1	0	0
6/11	@ Texas A&M*	.358	3	0	0	0	0	0	0	1	0
6/12	@ Texas A&M*	.352	4	0	0	0	0	0	0	0	2
6/19	vs. Texas Tech*	.347	3	1	0	0	0	0	0	0	1
6/21	vs. Coastal Carolina*	.346	4	0	1	0	0	0	0	0	1
6/24	vs. Coastal Carolina*	.340	4	0	0	0	0	0	0	0	1
6/25	vs. Coastal Carolina*	.339	4	0	1	0	0	0	1	0	0

Barzilli's Career Highs

AB	6, 2x last @ Pittsburgh 3/28/14
Hits	4, 2x last @ Penn State 5/8/16
Runs	4 @ Wichita State 4/2/16
RBIs	3, 6x last @ Wichita State 4/3/16
HR	1, 11x last @ Penn State 5/7/16
SB	2 vs. Texas Tech 6/19/16





DALTON BROWN
31 PITCHER
 6-1 • 210 • R/R • SO
BENBROOK, TEXAS
ARLINGTON HEIGHTS HS



2016 (Freshman)

Made 10 appearances, all out of the bullpen... team posted a 7-3 record in games he pitched... allowed just three of his seven inherited runners to score... held opponents scoreless in seven of 10 appearances... made his collegiate debut on Feb. 21 against Loyola Marymount... retired all three batters he face against Arkansas-Pine Bluff (Feb. 24)... struck out two of the four batters he faced against UT Rio Grande Valley on March 1... was touched for two runs in 2/3 of an inning against USC (March 13)... retired all three batters he faced at Oklahoma State (April 22)... had back-to-back scoreless appearances against Kansas State (May 21) and against Baylor (May 25) in the Big 12 Championships... was the tough-luck losing pitcher against Texas (May 28) in the Big 12 Championships... entered with the go-ahead run on third with one out and got two strikeouts before allowing his only home run of the season in the bottom of the ninth... final appearance was a shutout inning against Oral Roberts in the NCAA Fort Worth Regional (June 3).

High School

Was a four-year letterwinner at Arlington Heights High School... named first-team all-district as a catcher in 2015... earned first-team all-district honors as a pitcher in 2014... was a second-team all-district performer as a utility player in 2013... earned Perfect Game honorable mention All-American honors as a senior... also named first-team All-Region as a senior... participated in the 2015 THSAA All-Star game.

Personal

Parents are Alan and Kellie... has a sister, Lauryn, and a brother, Evan... father, Alan, played baseball at Texas... was a member of the 1983 College World Series championship squad.

BROWN'S 2016 GAME-BY-GAME STATISTICS

Date	Opponent	W-L-SV	ERA	IP	H	R	ER	BB	SO	HP	BF
2/21	Loyola Marymount	0-0-0	0.00	0.0	0	0	0	1	0	0	1
2/24	Arkansas-Pine Bluff	0-0-0	0.00	1.0	0	0	0	0	0	0	3
3/1	UTRGV	0-0-0	0.00	1.1	0	0	0	0	2	0	4
3/13	USC	0-0-0	6.00	0.2	3	2	2	0	1	0	5
4/22	@ Oklahoma State	0-0-0	4.50	1.0	0	0	0	0	0	0	3
5/7	@ Penn State	0-0-0	7.20	1.0	4	2	2	0	2	0	7
5/21	Kansas State	0-0-0	6.00	1.0	1	0	0	0	1	0	4
5/25	vs. Baylor	0-0-0	5.14	1.0	0	0	0	0	2	0	3
5/28	vs. Texas	0-1-0	5.62	1.0	1	1	1	1	3	0	5
6/3	Oral Roberts	0-1-0	5.00	1.0	2	0	0	0	0	0	4

Brown's Career Highs

IP	1.1 vs. UTRGV 2/24/16
Hits	4 @ Penn State 5/7/16
Runs	2, 2x last @ Penn State 5/7/16
ER	2, 2x last @ Penn State 5/7/16
BB	1, 2x last vs. Texas 5/28/16
K	3 vs. Texas 5/28/16

Brown's Career Stats

SEASON	ERA	W-L	GP-GS	CG	SH/CB	SAVES	IP	HITS	RUNS	ER	BB	SO	WP	HBP	BK	B/AVG.
2016	5.00	0-1	10-0	0	0/3	0	9.0	11	5	5	2	11	2	0	0	.297
TOTALS	5.00	0-1	10-0	0	0/3	0	9.0	11	5	5	2	11	2	0	0	.297





NOLAN BROWN
6 OUTFIELDER
 5-11 • 175 • L/L • RS-SR
COLLEYVILLE, TEXAS
BLINN COLLEGE

Career Honors:

- 2015 Honorable Mention All-Big 12 Conference
- 2015 NCAA Fort Worth All-Regional team

2016 (True Senior):

A hand injury forced him to take a medical redshirt... appeared in 14 games on the season, including 10 as a defensive replacement, three as a pinch runner and one as a pinch hitter... tallied three at-bats on the year... scored two runs, one each against USC (March 12) and West Virginia (March 19)... also notched his lone stolen base of the year against USC (March 11)... drew a walk as a pinch hitter at Texas (March 26)... made final appearance as a defensive replacement at Wichita State (April 1).

2015 (Junior):

Played in and started 65 games... all 65 starts came in right field... tallied a base hit in 46 games and reached base safely in 53... tied for fifth on the team with 18 multi-hit games... also recorded eight multiple-RBI games... ranked third on the team with a .302 batting average... totaled 68 hits on the season with 11 doubles, one triple and one home run... drove in 30 runs... ranked third in the Big 12 with 19 stolen bases and fifth with 46 runs scored... first hit was a double in the season-opener against Southern Illinois on Feb. 13... went 3-for-4 in the second game of the series... collected his first RBI in the series finale against the Salukies on Feb. 15... broke out of a six-game slump with a three-hit game at USC on March 6... contest kick-started a nine-game hitting streak that saw him hit .452... went 2-for-3 against Vanderbilt at Dodger Stadium on March 8... collected another double on March 10 at Loyola Marymount... had four hits in the series against Baylor (March 13-15)... was 3-for-5 with a double and three RBIs in the midweek series against UT Pan American (March 17-18)... all three RBIs came game two... had two hits in each game of the Wichita State series (March 27-29)... drove in three runs in the series opener against the Shockers... had two hits in the series finale... only game he missed on the season came on April 3... returned on April 4 in the series finale at Texas Tech... had two hits and drove in a run... put together another eight-game



hitting streak starting with a hit in the opening game of the Kansas State series on April 10... doubled and drove in two runs against the Wildcats on April 11... went 2-for-3 with two RBIs at UT Arlington on April 14... collected five hits in the series against Santa Clara (April 18-19)... despite going 0-for-2 in the series finale against Texas, drove in three runs with the help of two sacrifice flies... started a seven-game hitting streak on April 29 with an RBI single at Dallas Baptist... hit .409 during the streak... picked up four hits in the series at West Virginia (May 1-3)... was 3-for-7 in the series against Kansas (May 8-9)... went 3-for-5 with three RBIs, a double and his lone home run of the series at Oklahoma (May 15)... had an outstanding run in the NCAA Fort Worth Regional... hit .421 (8-for-19) with three doubles in the five games... was 2-for-3 with an RBI in the Regional opener against Sacred Heart (May 29)... had two doubles as part of a three-hit performance against Stony Brook in an elimination game on May 31... was 2-for-4 with two runs scored in another elimination game on May 31 against NC State... had two hits and drove in two runs in the NCAA Fort Worth Super Regional against Texas A&M... picked up his lone triple of the series in the Game 1 victory over the Aggies (June 6)... collected two hits in the College World Series.

At Blinn College

Earned NJCAA third-team All-American honors as a sophomore... hit .411 with a .478 on-base percentage... collected 83 hits, scored 51 runs and drove in 58... also notched eight home runs... also excelled in the classroom, earning a spot on the athletic director's honor roll.

High School

Played for Alan McDougal at Colleyville Heritage High School ... also played for Texas Stix ... named first-team all-district, first-team all-area and pitcher of the year as a senior ... went 8-0 as a pitcher and batted .350 his senior year.

Personal

Parents are Jill and Kirk... has a brother, Cole, and a sister, Loren.

Brown's Career Stats

SEASON	Avg.	GP-GS	AB	RUNS	HITS	2B	3B	HR	RBI	SLG%	BB	HBP	SO	OB%	SB-A	SF	SH	FLD
2015	.302	65-65	225	46	68	11	1	1	30	.373	23	5	44	.371	19-22	6	4	.984
2016	.000	14-0	3	2	0	0	0	0	0	.000	1	0	0	.250	1-1	0	0	1.000
TOTALS	.298	79-65	228	48	68	11	1	1	30	.368	24	5	44	.369	20-23	6	4	.984



#6 NOLAN BROWN

BROWN'S 2015 GAME-BY-GAME STATISTICS

Date	Opponent	Avg.	AB	R	H	2B	3B	HR	RBI	BB	K
2/13	Southern Illinois*	.250	4	1	1	1	0	0	0	0	1
2/14	Southern Illinois*	.500	4	3	3	0	0	0	0	0	1
2/15	Southern Illinois*	.500	2	1	1	0	0	0	1	1	1
2/17	UT Arlington*	.357	4	0	0	0	0	0	0	0	3
2/20	@ Arizona State*	.278	4	1	0	0	0	0	0	0	2
2/21	@ Arizona State*	.273	4	2	1	0	0	0	0	0	0
2/22	@ Arizona State*	.250	2	0	0	0	0	0	0	0	1
2/25	Texas Southern*	.259	3	0	1	0	0	0	0	0	2
3/3	Rice*	.233	3	0	0	0	0	0	0	1	1
3/6	@ USC*	.286	5	3	3	0	0	0	0	0	0
3/7	@ UCLA*	.289	3	0	1	0	0	0	0	0	1
3/8	vs. Vanderbilt*	.317	3	2	2	1	0	0	0	1	1
3/10	@ Loyola Marymount*	.318	3	1	1	1	0	0	0	0	0
3/13	Baylor*	.312	4	0	1	0	0	0	0	0	0
3/14	Baylor*	.308	4	1	1	0	0	0	0	0	0
3/15	Baylor*	.321	4	1	2	0	0	0	0	0	1
3/17	UT Pan American*	.322	3	0	1	0	0	0	0	1	0
3/18	UT Pan American*	.344	2	0	2	1	0	0	3	1	0
3/20	Oklahoma State*	.323	4	1	0	0	0	0	0	1	0
3/21	Oklahoma State*	.313	2	2	0	0	0	0	0	2	0
3/22	Oklahoma State*	.314	3	0	1	0	0	0	1	0	2
3/24	Oklahoma*	.297	4	0	0	0	0	0	1	1	0
3/27	Wichita State*	.312	3	1	2	0	0	0	3	0	0
3/28	Wichita State*	.321	4	1	2	1	0	0	0	0	0
3/29	Wichita State*	.333	3	1	2	0	0	0	2	1	0
3/31	@ UT Arlington*	.330	4	0	1	0	0	0	0	0	1
4/2	@ Texas Tech*	.326	1	1	0	0	0	0	0	2	0
4/4	@ Texas Tech*	.333	4	0	2	0	0	0	0	0	1
4/6	@ Abilene Christian*	.320	4	0	0	0	0	0	0	0	2
4/7	Dallas Baptist*	.307	4	0	0	0	0	0	0	0	0
4/10	@ Kansas State*	.305	4	1	1	0	0	0	0	0	1
4/11	@ Kansas State*	.300	5	1	1	1	0	0	2	0	1
4/12	@ Kansas State*	.301	3	0	1	0	0	0	0	0	0

BROWN'S 2015 GAME-BY-GAME STATISTICS

Date	Opponent	Avg.	AB	R	H	2B	3B	HR	RBI	BB	K
4/14	@ UT Arlington*	.310	3	1	2	0	0	0	2	1	0
4/18	Santa Clara*	.319	3	0	2	0	0	0	0	0	0
4/18	Santa Clara*	.325	1	0	1	0	0	0	0	0	1
4/19	Santa Clara*	.333	3	1	2	0	0	0	1	0	0
4/21	Incarnate Word*	.333	3	1	1	0	0	0	0	0	1
4/25	Texas*	.323	4	0	0	0	0	0	0	0	2
4/25	Texas*	.313	4	2	0	0	0	0	0	0	1
4/26	Texas*	.309	2	0	0	0	0	0	3	0	0
4/29	@ Dallas Baptist*	.309	3	1	1	0	0	0	1	1	1
5/1	@ West Virginia*	.306	5	1	1	0	0	0	0	0	1
5/2	@ West Virginia*	.308	2	1	1	0	0	0	0	1	0
5/3	@ West Virginia*	.318	2	1	2	0	0	0	1	1	0
5/8	Kansas*	.318	3	1	1	0	0	0	0	0	2
5/9	Kansas*	.323	4	0	2	0	0	0	0	1	0
5/12	Abilene Christian*	.323	3	2	1	0	0	0	0	1	0
5/14	@ Oklahoma*	.315	4	0	0	0	0	0	0	0	1
5/15	@ Oklahoma*	.323	5	1	3	1	0	1	3	0	0
5/16	@ Oklahoma*	.322	4	1	1	1	0	0	0	0	1
5/20	vs. Baylor*	.320	4	0	1	0	0	0	1	0	0
5/21	vs. Texas Tech*	.315	3	0	0	0	0	0	0	0	1
5/29	Sacred Heart*	.320	3	1	2	0	0	0	1	1	0
5/30	NC State*	.321	3	0	1	1	0	0	0	0	1
5/31	Stony Brook*	.328	5	1	3	2	0	0	1	0	0
5/31	NC State*	.332	4	2	2	0	0	0	0	0	1
6/1	NC State*	.325	4	0	0	0	0	0	0	0	2
6/6	Texas A&M*	.325	3	2	1	0	1	0	2	1	1
6/7	Texas A&M*	.320	3	0	0	0	0	0	0	1	1
6/8	Texas A&M*	.314	7	0	1	0	0	0	0	0	2
6/14	vs. LSU*	.313	4	1	1	0	0	0	0	0	0
6/16	vs. Vanderbilt*	.307	4	0	0	0	0	0	0	0	2
6/18	vs. LSU*	.306	4	0	1	0	0	0	0	0	1
6/19	vs. Vanderbilt*	.302	3	0	0	0	0	0	0	0	2

BROWN'S 2016 GAME-BY-GAME STATISTICS

Date	Opponent	Avg.	AB	R	H	2B	3B	HR	RBI	BB	K
2/20	Loyola Marymount	.000	0	0	0	0	0	0	0	0	0
2/21	Loyola Marymount	.000	0	0	0	0	0	0	0	0	0
2/26	vs. La.-Lafayette	.000	1	0	0	0	0	0	0	0	0
2/28	vs. Houston	.000	0	0	0	0	0	0	0	0	0
3/5	Gonzaga	.000	0	0	0	0	0	0	0	0	0
3/8	UT Arlington	.000	1	0	0	0	0	0	0	0	0
3/11	USC	.000	1	1	0	0	0	0	0	0	0
3/12	USC	.000	0	0	0	0	0	0	0	0	0
3/15	@ Rice	.000	0	0	0	0	0	0	0	0	0
3/18	West Virginia	.000	0	1	0	0	0	0	0	0	0
3/19	West Virginia	.000	0	0	0	0	0	0	0	0	0
3/22	Abilene Christian	.000	0	0	0	0	0	0	0	0	0
3/26	@ Texas	.000	0	0	0	0	0	0	0	1	0
4/1	@ Wichita State	.000	0	0	0	0	0	0	0	0	0

Brown's Career Highs

AB	7 vs. Texas A&M 6/8/15
Hits	3, 4x last vs. Stony Brook 5/31/15
Runs	3, 2x last @ USC 3/6/15
RBI's	3, 4x last @ Oklahoma 5/15/15
HR	1 @ Oklahoma 5/15/15
SB	2 vs. Oklahoma State 3/21/15



RYAN BURNETT
17 PITCHER
 6-2 • 208 • L/L • RS-JR
THE WOODLANDS, TEXAS
THE WOODLANDS HS

Career Honors

- 2016 1st-team Academic All-Big 12
- 2015 1st-team Academic All-Big 12

2016 (Redshirt Sophomore)

Tied for third on the team with 27 appearances out of the bullpen... team posted an 18-9 record in games he pitched... held opponents scoreless in 21 of 27 appearances... allowed just eight of his 23 inherited runners to score... boasted a 1.97 ERA over 32 innings pitched with 31 strikeouts and just six walks... allowed an unearned run in his season debut on Feb. 19 against Loyola Marymount... turned in four straight scoreless appearances, allowing just one base runner over four innings of work... streak included stints against Arkansas-Pine Bluff (Feb. 24), vs. La-Lafayette (Feb. 26), vs. Gonzaga (March 4) and vs. USC (March 11)... tossed two innings of relief and allowed his first earned run of the season on March 12 against USC... picked up his first win of the year and started a string of eight scoreless innings pitched over three appearances on March 26 at Texas... struck out a season-high four against the Longhorns... tossed two scoreless innings vs. UT Arlington (April 6)... turned in a season-long 3 1/3 shutout frames at Kansas on April 10... suffered his lone loss of the season after allowing five runs against Dallas Baptist (April 12)... made two appearances each in the series at Penn State (May 7-8) and at Baylor (May 13-14)... didn't allow a run over his last 10 appearances spanning 12 1/3 innings of work... streak started as he retired the only batter he faced against Stephen F. Austin on May 17... struck out three in 11/3 innings vs. Oklahoma State in the Big 12 Championships (May 26)... contributed 2 1/3 shutout innings in TCU's come-from-behind win over West Virginia in the Big 12 Championship game (May 29)... earned win No. 2 on June 4 with 11/3 scoreless innings vs. Gonzaga in the NCAA Fort Worth Regional... retired all three batters he faced in the NCAA College Station Super Regional at Texas A&M (June 10)... made three appearances in the College World Series, picking up a win and a save... earned the victory retiring the only batter he faced against Texas Tech (June 19) in the CWS opener... picked up his lone save of the season, retiring all 10 batters he faced vs. Coastal Carolina on June 21... made his final appearance of the season on June 25 vs. Coastal Carolina.

2015 (Redshirt Freshman)

Made 10 appearances out of the bullpen before suffering a season-ending injury on April 3 against Texas Tech... posted a 1-0 record with a 2.19 ERA in 12 1/3 innings



pitched... team posted a 7-3 record in games he pitched... held opponents scoreless in nine of 10 appearances... allowed four of six inherited runners to score... made his season debut with a scoreless inning of work on Feb. 15 against Southern Illinois... earned the win in relief at Arizona State on Feb. 22... retired the only batter he faced in the game... was touched for three runs on four hits in an inning of work at USC on March 6... bounced back with six straight scoreless outings before the injury... turned in a scoreless inning in games at Loyola Marymount (March 10) and against Baylor (March 15)... threw a career-high three innings and fanned a career-high four batters against Oklahoma State on March 20... worked a scoreless inning against Wichita State on March 29... had two strikeouts in 11/3 innings at Texas Tech in his final outing of the year.

2014 (True Freshman)

Granted a medical redshirt after suffering an season-ending injury in a game against Texas Tech on March 22... allowed just an unearned run on six hits in 8 1/3 innings pitched... struck out 10 and walked three... team posted a 1-3 record in games he pitched... held opponents scoreless in three of his four appearances... made his collegiate debut on Feb. 21 against BYU... allowed a hit, walked one and struck out one in an inning of work... tossed a career-high three shutout innings at Rice on March 11... gave up two hits and struck out three Owls... tied his career-high with three punchouts in two innings of work at Oklahoma (March 18)... gave up an unearned run on three hits, walked two and fanned three against Texas Tech (March 22).

High School

Was a three-time letterwinner at The Woodlands High School... helped lead The Woodlands to the 2013 Class 5A State Championship... earned high school All-American honors from Baseball America and Collegiate Baseball... ranked by Baseball America as the 60th top prospect in the state of Texas... earned all-state honors and was named the Class 5A Pitcher of the Year as a senior... also tabbed as the district MVP and the county MVP... played select baseball for Kyle Chapman... posted a 0.98 ERA with a 14-1 record as a senior... fanned 142 batters in 100 innings pitched.

Personal

Parents are Robert and Fiona... has a younger brother, Sean.

Burnett's Career Stats

SEASON	ERA	W-L	GP-GS	CG	SH/CB	SAVES	IP	HITS	RUNS	ER	BB	SO	WP	HBP	BK	B/AVG.
2014	0.00	0-0	4-0	0	0/1	0	8.1	6	1	0	3	10	1	0	0	.188
2015	2.19	1-0	10-0	0	0/2	0	12.1	15	3	3	2	15	0	2	1	.300
2016	1.97	3-1	27-0	0	0/1	1	32.0	23	11	7	6	31	1	4	1	.204
TOTALS	1.71	4-1	41-0	0	0/4	1	52.2	44	15	10	11	56	2	6	2	.226

#17 RYAN BURNETT

BURNETT'S 2014 GAME-BY-GAME STATISTICS

Date	Opponent	W-L-SV	ERA	IP	H	R	ER	BB	SO	HP	BF
2/21	vs. BYU	0-0-0	0.00	1.0	1	0	0	1	1	0	5
3/11	@ Rice	0-0-0	0.00	3.0	2	0	0	0	3	0	12
3/18	@ Oklahoma	0-0-0	0.00	2.0	0	0	0	0	3	0	6
3/22	Texas Tech	0-0-0	0.00	2.1	3	1	0	2	3	0	12

BURNETT'S 2015 GAME-BY-GAME STATISTICS

Date	Opponent	W-L-SV	ERA	IP	H	R	ER	BB	SO	HP	BF
2/15	Southern Illinois	0-0-0	0.00	1.0	0	0	0	0	1	0	3
2/22	@ Arizona State	1-0-0	0.00	0.1	0	0	0	0	0	0	1
3/3	Rice	1-0-0	0.00	1.0	1	0	0	0	0	0	4
3/6	@ USC	1-0-0	8.10	1.0	4	3	3	0	0	1	8
3/10	@ Loyola Marymount	1-0-0	6.23	1.0	2	0	0	0	2	0	5
3/15	Baylor	1-0-0	5.06	1.0	1	0	0	0	2	0	4
3/17	UT Pan American	1-0-0	3.86	1.2	3	0	0	1	3	0	9
3/20	Oklahoma State	1-0-0	2.70	3.0	1	0	0	0	4	1	11
3/29	Wichita State	1-0-0	2.45	1.0	1	0	0	0	1	0	3
4/3	@ Texas Tech	1-0-0	2.19	1.1	2	0	0	1	2	0	7

BURNETT'S 2016 GAME-BY-GAME STATISTICS

Date	Opponent	W-L-SV	ERA	IP	H	R	ER	BB	SO	HP	BF
2/19	Loyola Marymount	0-0-0	0.00	1.1	1	1	0	0	1	0	5
2/21	Loyola Marymount	0-0-0	0.00	0.0	0	0	0	0	0	1	1
2/24	Arkansas-Pine Bluff	0-0-0	0.00	1.0	0	0	0	0	2	0	3
2/26	vs. La.-Lafayette	0-0-0	0.00	1.1	0	0	0	0	2	0	4
3/4	Gonzaga	0-0-0	0.00	0.2	1	0	0	0	1	0	3
3/11	USC	0-0-0	0.00	1.0	0	0	0	0	1	0	3
3/12	USC	0-0-0	1.23	2.0	2	1	1	0	1	0	7
3/26	@ Texas	1-0-0	0.90	2.2	3	0	0	2	4	0	12
4/6	UT Arlington	1-0-0	0.75	2.0	2	0	0	0	1	0	8
4/10	@ Kansas	1-0-0	0.59	3.1	1	0	0	0	2	0	11
4/12	Dallas Baptist	1-1-0	3.52	0.0	2	5	5	0	0	3	5
4/22	@ Oklahoma State	1-1-0	3.38	0.2	1	1	0	1	1	0	5
4/30	Texas Tech	1-1-0	3.18	1.0	0	0	0	2	1	0	5
5/7	@ Penn State	1-1-0	3.12	0.1	0	0	0	0	1	0	1
5/8	@ Penn State	1-1-0	3.63	0.0	2	1	1	0	0	0	2
5/13	@ Baylor	1-1-0	3.38	1.1	0	0	0	0	1	0	4
5/14	@ Baylor	1-1-0	3.26	0.2	1	2	0	1	0	0	4
5/17	Stephen F. Austin	1-1-0	3.20	0.1	0	0	0	0	1	0	1

BURNETT'S 2016 GAME-BY-GAME STATISTICS

Date	Opponent	W-L-SV	ERA	IP	H	R	ER	BB	SO	HP	BF
5/21	Kansas State	1-1-0	3.05	1.0	0	0	0	0	0	0	3
5/26	vs. Oklahoma State	1-1-0	2.86	1.1	3	0	0	0	3	0	6
5/28	vs. Texas	1-1-0	2.82	0.1	0	0	0	0	1	0	1
5/29	vs. West Virginia	1-1-0	2.55	2.1	1	0	0	0	2	0	8
6/4	Gonzaga	2-1-0	2.42	1.1	1	0	0	0	1	0	5
6/10	@ Texas A&M	2-1-0	2.33	1.0	0	0	0	0	1	0	3
6/19	vs. Texas Tech	3-1-0	2.30	0.1	0	0	0	0	0	0	1
6/21	vs. Coastal Carolina	3-1-1	2.05	3.1	0	0	0	0	2	0	10
6/25	vs. Coastal Carolina	3-1-1	1.97	1.1	2	0	0	0	1	0	6

Burnett's Career Highs

IP	3.1, 2x last vs. Coastal Carolina 6/21/16
Hits	4 @ USC 3/6/15
Runs	5 vs. Dallas Baptist 4/12/16
ER	5 vs. Dallas Baptist 4/12/16
BB	2, 3x last vs. Texas Tech 4/30/16
K	4, 2x last @ Texas 3/26/16





DURBIN FELTMAN
15 PITCHER
 6-0 • 190 • R/R • SO
CONROE, TEXAS
OAK RIDGE HS

Career Honors

- 2016 Perfect Game and D1Baseball.com 1st-team Freshman All-American
- 2016 Louisville Slugger and NCBWA 2nd-team Freshman All-American
- 2016 Honorable Mention All-Big 12 honors
- 2016 Big 12 All-Freshman squad

2016 (Freshman)

Tied for second on the team with 27 appearances out of the bullpen... team boasted a 20-7 record in games he pitched... was a perfect 9-for-9 in save opportunities... held opponents scoreless in 24 of 27 appearances... allowed just one of his 14 inherited runners to score... the nine saves were tied for second in the Big 12... went 3-0 on the season... fanned 49 batters in 34 2/3 innings pitched... made his collegiate debut on Feb. 21 against Loyola Marymount... retired all three batters he faced... made two appearances in the Shriner's Hospital for Children's College Classic with a scoreless inning each against La.-Lafayette (Feb. 26) and Houston (Feb. 28)... surrendered his first two runs of the season on March 13 vs. USC... rebounded with three straight perfect innings vs. West Virginia (March 18), vs. Abilene Christian (March 22) and at Texas (March 26)... struck out the side against the ACU to notch his first career save... was tagged for a season-high three runs at Wichita State on April 3... held opponents scoreless in 16 of his final 17 appearances... notched his second save vs. Oklahoma on April 16... struck out three of the four batters he faced at Oklahoma State on April 24... recorded save No. 3 when he retired both batters he faced at Dallas Baptist (April 26)... retired all six batters he faced against



Texas Tech on May 1... struck out the only batter he faced at Penn State on May 7 to earn his fourth save... followed up with a scoreless inning game to against the Nittany Lions to earn his first career win... improved to 2-0 on the season at Baylor on May 15... turned in 13 shutout innings over seven appearances to close out the season... tallied two saves in the Kansas State series May 19-20... earned the win in the Big 12 Championship game with three shutout innings in which he tallied four strikeouts... picked up a two-inning save vs. Gonzaga in the NCAA Fort Worth Regional on June 4... collected his eighth save of the year with two scoreless innings at Texas A&M in the NCAA College Station Super Regional... struck out two of the three batters he faced to earn his ninth save against Texas Tech in the College World Series opener for TCU... tossed three scoreless innings with a career-high five strikeouts against Coastal Carolina on June 25.

High School

Earned two varsity letters at Oak Ridge High School... was a two-time, first-team all-district performer as a junior and senior... earned first-team, all-county honors as a junior and senior... was a Max Preps and USA Today Player of the Week during his senior year... earned Perfect Game honorable mention All-American and a 2nd-team all-region performer as a senior... starred in the classroom as well, earning academic all-state honors as a senior... was also a two-time academic all-district performer as a junior and senior.

Personal

Parents are Robert and Tatia... has three siblings, RJ, Rhys and Jett.

Feltman's Career Stats

SEASON	ERA	W-L	GP-GS	CG	SH/CB	SAVES	IP	HITS	RUNS	ER	BB	SO	WP	HBP	BK	B/AVG.
2016	1.56	3-0	27-0	0	0/3	9	34.2	15	6	6	11	49	2	4	0	.129
TOTALS	1.56	3-0	27-0	0	0/3	9	34.2	15	6	6	11	49	2	4	0	.129

#15 DURBIN FELTMAN

FELTMAN'S 2016 GAME-BY-GAME STATISTICS

Date	Opponent	W-L-SV	ERA	IP	H	R	ER	BB	SO	HP	BF
2/21	Loyola Marymount	0-0-0	0.00	1.0	0	0	0	0	1	0	3
2/26	vs. La.-Lafayette	0-0-0	0.00	1.0	0	0	0	1	1	0	4
2/28	vs. Houston	0-0-0	0.00	1.0	0	0	0	0	2	0	3
3/4	Gonzaga	0-0-0	0.00	1.1	1	0	0	0	2	2	7
3/8	UT Arlington	0-0-0	0.00	1.0	2	0	0	0	1	0	5
3/13	USC	0-0-0	2.84	1.0	2	2	2	1	2	0	7
3/18	West Virginia	0-0-0	2.45	1.0	0	0	0	0	2	0	3
3/22	Abilene Christian	0-0-1	2.16	1.0	0	0	0	0	3	0	3
3/26	@ Texas	0-0-1	1.93	1.0	0	0	0	0	0	0	3
4/3	@ Wichita State	0-0-1	4.35	1.0	3	3	3	1	2	0	7
4/6	UT Arlington	0-0-1	3.97	1.0	0	0	0	0	2	0	3
4/8	@ Kansas	0-0-1	3.75	0.2	0	0	0	1	1	0	3
4/10	@ Kansas	0-0-1	3.46	1.0	0	0	0	1	1	0	4
4/16	Oklahoma	0-0-2	3.14	1.1	1	0	0	1	2	0	5

FELTMAN'S 2016 GAME-BY-GAME STATISTICS

Date	Opponent	W-L-SV	ERA	IP	H	R	ER	BB	SO	HP	BF
4/24	@ Oklahoma State	0-0-2	2.93	1.0	1	0	0	0	3	0	4
4/26	@ Dallas Baptist	0-0-3	2.81	0.2	0	0	0	0	1	0	2
5/1	Texas Tech	0-0-3	2.50	2.0	0	0	0	0	2	0	6
5/7	@ Penn State	0-0-4	2.45	0.1	0	0	0	0	1	0	1
5/7	@ Penn State	1-0-4	2.33	1.0	0	0	0	0	0	1	5
5/15	@ Baylor	2-0-4	2.49	2.1	2	1	1	2	3	1	12
5/19	Kansas State	2-0-5	2.38	1.0	1	0	0	0	1	0	4
5/20	Kansas State	2-0-6	2.28	1.0	0	0	0	0	2	0	3
5/29	vs. West Virginia	3-0-6	2.03	3.0	0	0	0	2	4	0	11
6/4	Gonzaga	3-0-7	1.88	2.0	1	0	0	0	2	0	6
6/12	@ Texas A&M	3-0-8	1.76	2.0	0	0	0	0	1	0	6
6/19	vs. Texas Tech	3-0-9	1.71	1.0	0	0	0	0	2	0	3
6/25	vs. Coastal Carolina	3-0-9	1.56	3.0	1	0	0	1	5	0	11

Feltman's Career Highs

IP3.0, 2x last vs. Coastal Carolina 6/25/16
Hits3 @ Wichita State 4/3/16
Runs3 @ Wichita State 4/3/16
ER3 @ Wichita State 4/3/16
BB2, 2x last vs. West Virginia 5/29/16
K5 vs. Coastal Carolina 6/25/16





TRENT FRANSON

25 INFIELD

5-10 • 180 • R/R • RS-FR

HOUSTON, TEXAS

LUTHERAN SOUTH ACADEMY

2016 (Freshman)

Appeared in seven games on the season... made four appearances as a defensive replacement and three as a pinch hitter... tallied two hits and collected two RBIs... made his collegiate debut on Feb. 24 against Arkansas-Pine Bluff... went 1-for-2 with an RBI-double... came in as a pinch-hitter against UT Rio Grande Valley on March 1... was 1-for-1 with an RBI in the game... drew a walk in appearances against USC (March 13) and West Virginia (March 20)... was a defensive replacement and made a plate appearance in two games against Wichita State (April 2-3).

High School

Won four letters at Lutheran South Academy... was a two-time, first-team all-district performer... earned first-team, all-state accolades as a senior... named the Houston 5A Hitter of the Year as a senior... helped lead his squad to the TAPPS 4A State Championship as a senior... team won the school's first district championship in 30 years... also starred in the classroom as a three-time academic all-state performer... posted a .452 average with a school-record 52 hits as a senior.

Personal

Parents are Brian and Susanne... has a sister, Ashley.



FRANSON'S 2016 GAME-BY-GAME STATISTICS

Date	Opponent	Avg.	AB	R	H	2B	3B	HR	RBI	BB	K
2/24	Arkansas-Pine Bluff	.500	2	0	1	1	0	0	1	0	0
2/28	vs. Houston	.500	0	0	0	0	0	0	0	0	0
3/1	UT Rio Grande Valley	.667	1	0	1	0	0	0	1	0	0
3/13	USC	.667	0	0	0	0	0	0	0	1	0
3/20	West Virginia	.667	0	0	0	0	0	0	0	1	0
4/2	@ Wichita State	.500	1	0	0	0	0	0	0	0	0
4/3	@ Wichita State	.400	1	0	0	0	0	0	0	0	1

Franson's Career Highs

AB	2 vs. Arkansas-Pine Bluff 2/24/16
Hits	1, 2x last vs. UT Rio Grande Valley 3/1/16
Runs	N/A
RBIs	1 vs. Arkansas-Pine Bluff 2/24/16
HR	N/A
SB	N/A

Franson's Career Stats

SEASON	Avg.	GP-GS	AB	RUNS	HITS	2B	3B	HR	RBI	SLG%	BB	HBP	SO	OB%	SB-A	SF	SH	FLD
2016	.400	7-0	5	0	2	1	0	0	2	.600	2	0	1	.571	0-0	0	0	1.000
TOTALS	.400	7-0	5	0	2	1	0	0	2	.600	2	0	1	.571	0-0	0	0	1.000





MASON HESSE

1 INFIELD
5-9 • 155 • R/R • SR

TEMPLE, TEXAS
NAVARRO COLLEGE

2016 (Junior)

Made 18 starts as part of 26 appearances on the season... started 16 games at shortstop and two at second base... also appeared as a defensive replacement seven times and a pinch hitter once... hit .275 on the year with 14 RBIs... collected five doubles and two triples while drawing 12 walks... was successful in four of six stolen base attempts... record six multi-hit games and four multiple-RBI contests... tallied a base hit in 12 games and reached base safely in 16... made his first appearance and start of the season on Feb. 20 against Loyola Marymount... went 2-for-3 with two RBIs in a start at second base against the Lions on Feb. 21... doubled, drove in a run and scored twice against Arkansas-Pine Bluff (Feb. 24)... went 3-for-4 with a double and two runs scored against Houston (Feb. 28)... notched his first career triple and drove in two runs in only start against Gonzaga (March 6)... collected two hits in his only start against USC (March 12)... appeared in two games against West Virginia (March 19-20) and two games at Texas (March 25-26)... doubled as part of two hits in the series finale at Texas (March 26)... walked twice in a start at UT Arlington (March 29)... had an RBI single at Wichita State in his only start against the Shockers (April 2)... started twice against Texas Tech (April 30-May 1)... had an RBI single in TCU's lone win in the series... came off



the bench and went 2-for-2 with a double and three RBIs at Baylor (May 14)... made three appearances, including one start, in the Big 12 Championships... was 2-for-3 with an RBI and two runs scored in a start against Baylor (May 25)... came off the bench and had a two-run double against Oklahoma State (May 26).

Previous School

Played two seasons at Navarro College... earned first-team all-conference and first-team all-region honors as a freshman... tabbed a second-team all-conference and a second-team all-region performer as a sophomore.

High School

Was a four-time letterwinner at Temple High School... earned honorable mention all-district accolades as a sophomore... twice named a second-team all-district performer as a junior and senior... earned a spot on the Centex all-star team as a senior.

Personal

Parents are Tim and Kelli... has a brother, Reid, and a sister, Hayli.

Hesse's Career Stats

SEASON	Avg.	GP-GS	AB	RUNS	HITS	2B	3B	HR	RBI	SLG%	BB	HBP	SO	OB%	SB-A	SF	SH	FLD
2016	.275	26-18	69	14	19	5	2	0	14	.406	12	4	15	.407	4-6	1	3	.957
TOTALS	.298	79-65	228	48	68	11	1	1	30	.368	24	5	44	.369	20-23	6	4	.984

#1 MASON HESSE

HESSE'S 2016 GAME-BY-GAME STATISTICS

Date	Opponent	Avg.	AB	R	H	2B	3B	HR	RBI	BB	K
2/20	Loyola Marymount*	.000	3	0	0	0	0	0	0	0	0
2/21	Loyola Marymount*	.333	3	0	2	0	0	0	2	1	0
2/24	Arkansas-Pine Bluff*	.300	4	2	1	1	0	0	1	1	0
2/28	vs. Houston*	.429	4	2	3	1	0	0	0	1	0
3/1	UT Rio Grande Valley	.400	1	0	0	0	0	0	0	0	0
3/6	Gonzaga*	.350	5	2	1	0	1	0	2	0	2
3/12	USC*	.360	5	1	2	0	0	0	0	1	2
3/13	USC	.346	1	0	0	0	0	0	0	0	0
3/19	West Virginia*	.321	2	0	0	0	0	0	0	1	1
3/20	West Virginia	.321	0	0	0	0	0	0	0	0	0
3/25	@ Texas*	.290	3	0	0	0	0	0	0	0	0
3/26	@ Texas*	.314	4	1	2	1	0	0	0	0	1
3/29	@ UT Arlington*	.282	4	1	0	0	0	0	0	2	0

HESSE'S 2016 GAME-BY-GAME STATISTICS

Date	Opponent	Avg.	AB	R	H	2B	3B	HR	RBI	BB	K
4/2	@ Wichita State*	.293	2	1	1	0	0	0	1	2	0
4/9	@ Kansas*	.273	3	0	0	0	0	0	0	0	0
4/12	Dallas Baptist*	.277	3	0	1	0	0	0	0	1	1
4/16	Oklahoma*	.260	3	0	0	0	0	0	0	0	1
4/22	@ Oklahoma State	.255	1	0	0	0	0	0	0	0	1
4/30	Texas Tech*	.250	5	1	1	0	0	0	1	0	3
5/1	Texas Tech*	.237	3	0	0	0	0	0	0	0	1
5/14	@ Baylor	.262	2	0	2	1	0	0	3	0	0
5/19	Kansas State*	.258	1	0	0	0	0	0	1	1	1
5/20	Kansas State	.258	0	0	0	0	0	0	0	0	0
5/25	vs. Baylor*	.277	3	2	2	0	1	0	1	1	0
5/26	vs. Oklahoma State	.288	1	1	1	1	0	0	2	0	0
5/29	vs. West Virginia	.275	3	0	0	0	0	0	0	0	1

Hesse's Career Highs

AB5, 3x last vs. Texas Tech 4/30/16
Hits3 vs. Houston 2/28/16
Runs2, 4x last vs. Baylor 5/25/16
RBI3 @ Baylor 5/14/16
HRN/A
SB1, 4x last @ Kansas 4/9/16





DALTON HORTON

11 PITCHER
6-4 • 210 • L/L • SO

CENTER, TEXAS
CENTER HS

Career Honors

- 2016 Perfect Game 1st-team Freshman All-American
- 2016 Louisville Slugger and NCBWA 2nd-team Freshman All-American
- 2016 2nd-team All-Big 12 Conference
- 2016 Big 12 All-Freshman team
- Big 12 Pitcher of the Week (April 11, 2016)

2016 (Freshman)

Made 12 starts as part of 13 appearances on the mound... ranked eighth in the Big 12 with eight victories on the season... team boasted a 12-1 record in games he pitched and an 11-1 record in games he started... boasted a 2.58 ERA in 59 1/3 innings pitched... made his first career appearance out of the bullpen with two scoreless innings against Arkansas-Pine Bluff on Feb. 24... pitched four scoreless innings in his first career start against UT Rio Grande Valley on March 1 to earn his first career win... improved to 2-0 on the season after allowing one unearned run on two hits in five innings of work against UT Arlington (March 8)... got a no-decision at Rice on March 15 after allowing three runs on four hits in 4 2/3 innings of work... struck out 10 over six innings to improve to 3-0 in a start against Abilene Christian (March 22)... picked up win No. 4 after allowing a run on two hits in six innings at Wichita State (April 3)... tossed seven shutout innings at Kansas on April 9... surrendered two runs (one earned) on seven hits in six innings against Oklahoma (April 16)... pushed his record to 7-0 after allowing two runs in six innings at Oklahoma State (April 23)... gave up just a run on five hits in four innings vs. Texas Tech (April 29)... earned his final win of the season on May 17 after giving up just two runs (one earned) on three hits in 5 2/3 innings against Stephen F. Austin... made his final start of the season on May 25 against Baylor.

High School

Was a four-year letterwinner at Center High School... became the first play in 37 years from Center High School to sign a Division I NLI... earned honorable mention All-American honors from Perfect Game as a senior... also named second-team all-



region... was the 2014 and 2015 district offensive MVP... earned all-state honors as a junior... tossed a no-hitter with 20 strikeouts in his senior season.

Personal

Parents are Paul and Tara... has four siblings, T.J, Josh, Bradley and Megan.

HORTON'S 2016 GAME-BY-GAME STATISTICS


Date	Opponent	W-L-SV	ERA	IP	H	R	ER	BB	SO	HP	BF
2/24	Arkansas-Pine Bluff	0-0-0	0.00	2.0	2	0	0	1	1	0	8
3/1	UTRGV*	1-0-0	0.00	4.0	3	0	0	2	2	0	16
3/8	UT Arlington*	2-0-0	0.00	5.0	2	1	0	1	2	1	19
3/15	@ Rice*	2-0-0	1.72	4.2	4	3	3	1	1	1	19
3/22	Abilene Christian*	3-0-0	2.91	6.0	5	4	4	1	10	0	25
4/3	@ Wichita State*	4-0-0	2.60	6.0	2	1	1	1	4	0	21
4/9	@ Kansas*	5-0-0	2.08	7.0	5	0	0	2	2	0	27
4/16	Oklahoma*	6-0-0	1.99	6.0	7	2	1	1	1	0	27
4/23	@ Oklahoma State*	7-0-0	2.12	6.0	5	2	2	0	0	1	25
4/29	Texas Tech*	7-0-0	2.13	4.0	5	1	1	0	1	0	16
5/7	@ Penn State*	7-0-0	2.44	1.0	2	2	2	2	0	0	7
5/17	Stephen F. Austin*	8-0-0	2.35	5.2	3	2	1	3	2	0	23
5/25	vs. Baylor*	8-0-0	2.58	2.0	2	2	2	2	1	0	10

Horton's Career Highs

IP	7.0 @ Kansas 4/9/16
Hits	7 vs. Oklahoma 4/16/16
Runs	4 vs. Abilene Christian 3/22/16
ER	4 vs. Abilene Christian 3/22/16
BB	3 vs. Stephen F. Austin 5/17/16
K	10 vs. Abilene Christian 3/22/16

Horton's Career Stats

SEASON	ERA	W-L	GP-GS	CG	SH/CB	SAVES	IP	HITS	RUNS	ER	BB	SO	WP	HBP	BK	B/AVG.
2016	2.58	8-0	13-12	0	0/3	0	59.1	47	20	17	17	27	2	3	0	.215
TOTALS	2.58	8-0	13-12	0	0/3	0	59.1	47	20	17	17	27	2	3	0	.215





BRIAN HOWARD
44 PITCHER
 6-9 • 185 • R/R • SR
ST. LOUIS, MO.
ST. LOUIS UNIVERSITY HS

Career Honors

- Drafted in the 17th round of the 2016 MLB Draft by the Houston Astros
- 2016 Big 12 Championships All-Tournament team
- 2016 NCAA Fort Worth All-Regional team
- 2016 Shriner's Hospital for Children College Classic All-Tournament team

2016 (Junior)

Moved to the starting rotation and made 17 starts on the season... tied for first in the Big 12 with 10 victories and a .228 batting average against, while ranking second in the league with 98 2/3 innings pitched and fifth with 93 strikeouts... his 3.19 ERA was eighth in the Big 12... team posted a 14-3 record in games he started... tossed 6 1/3 shutout innings in his first start of the season on Feb. 20 against Loyola Marymount... struck out seven and allowed a run on five hits to move to 2-0 with the win over Louisiana-Lafayette (Feb. 26)... earned win No. 3 after allowing two runs on five hits with six strikeouts in seven innings against Gonzaga (March 5)... got a no-decision after lasting just 3 1/3 innings against USC on March 12... bounced back with eight strikeouts and one run allowed over seven innings against West Virginia (March 19)... was the tough-luck loser after allowing two runs and striking out nine in his first career complete game at Texas (March 25)... was touched for five runs on six hits in three innings at Wichita State (April 2)... tossed seven shutout innings against Oklahoma (April 16) to move to 5-1 on the season... suffered his final loss of the season at Oklahoma State (April 24)... got a no-decision in a four-inning start against Texas Tech (April 30)... turned in seven shutout innings at Penn State on May 7... got no-decisions in starts at Baylor (May 13) and against Kansas State (May 19)... picked up his seventh win of the season after allowing two runs on five hits in six innings against Texas in the Big 12 Championships (May 28)... struck out a career-high nine and retired the final 17 batters he faced in the NCAA Fort Worth Regional Championship game against Arizona State on June 5... was equally as impressive at Texas A&M in the NCAA College Station Super Regional in improving to 9-2... allowed just a run on two hits and struck out eight in seven innings... pitched TCU to a win over Coastal Carolina on June 21 at the College World Series... allowed a run on six hits and struck out seven in 5 2/3 innings.

2015 (Sophomore)

Made four starts as part of 17 appearances on the season... posted a 4-0 record to go along with a 3.52 ERA in 46 innings pitched... collected 46 strikeouts on the season and held opponents to a .246 batting average... team posted a 4-0 record in games he started and a 13-4 record in games he pitched... earned his first victory of the season in his first appearance, a two-inning stint against Southern Illinois on Feb. 14... tossed three innings of relief at Arizona State on Feb. 21... improved to 2-0 on the season, earning the win in relief at Loyola Marymount on March 10... allowed a run on two hits in 2 1/3 innings with five strikeouts... made his first start of the season on March 18 against UT Pan American... picked up his third win



of the season with four scoreless innings against the Broncs... went 4 1/3 scoreless innings against Oklahoma State... pitched an inning each against Wichita State (March 29) and at Texas Tech (April 2)... second start of the season came at Abilene Christian on April 6... allowed three runs (two earned) on seven hits in three innings of work... after a 5 1/3 inning bullpen stint at Kansas State on April 10, returned to the mound as a starter against Incarnate Word on April 21... struck out a career-high seven and allowed just two hits in five innings of work to improve to 4-0 on the season... tossed two scoreless innings against Texas on April 26... retired the only batter he faced against Kansas on May 9... turned in 3 1/3 innings of work against Texas Tech in the Big 12 Tournament on May 21... started an elimination game against Stony Brook in the NCAA Fort Worth Regional on May 31... allowed three runs on two hits in 4 1/3 innings... pitched two scoreless innings against Texas A&M on June 8 in the NCAA Fort Worth Super Regional... lone appearance of the College World Series came on June 14 against LSU.

2014 (Freshman)

Appeared in nine games as a true freshman... posted a 2.77 ERA in 13 innings pitched... team was 7-2 in games he pitched... allowed just one of four inherited runners to score... held opponents scoreless in seven of his nine appearances... fanned 14 and walked 10... made his collegiate debut on Feb. 18, striking out the side against Northern Colorado... faced four batters with a walk against UT Arlington on Feb. 25... surrendered a hit and struck out one in 1 1/3 innings against Dallas Baptist on March 4... retired all three batters he faced against Dartmouth (March 16)... gave up two runs on three hits with a strikeout in 12/3 innings against Texas Tech (March 22)... gave up three hits but didn't surrender a run in one inning of work against Houston Baptist on April 15... allowed a pair of runs on a hit and three walks at Stephen F. Austin (April 29)... walked two and struck out one in an inning of work against Oklahoma on May 9... tossed a career-high four innings in TCU's 22-inning game against Sam Houston State on May 31... allowed a hit, walked two and struck out a career-high six batters.

High School

Was a four-year letterwinner at St. Louis University High School... ranked by Baseball America as the No. 6 prospect in Missouri... was ranked as the No. 279 national prospect by Baseball America... earned the St. Louis metro area and the Metro Catholic Conference Pitcher of the Year... named first-team all-metro, first-team all-district and first-team all-state as a senior... was selected as a PNC Bank All-Star... compiled a 10-0 record with a 1.54 ERA as a sophomore... went 7-2 with a 1.90 ERA as a junior... was 8-2 with a 0.54 ERA as a senior.

Personal

Parents are Daniel and Denise... has a sister, Mary.

Howard's Career Stats

SEASON	ERA	W-L	GP-GS	CG	SH/CB	SAVES	IP	HITS	RUNS	ER	BB	SO	WP	HBP	BK	B/AVG.
2014	2.77	0-0	9-0	0	0/2	0	13.0	9	4	4	10	14	4	0	0	.205
2015	3.52	4-0	17-4	0	0/2	0	46.0	44	20	18	14	46	5	2	1	.246
2016	2.19	10-2	17-17	1	0/2	0	98.2	80	36	35	30	93	7	4	0	.228
TOTALS	3.25	14-2	43-21	1	0/6	0	157.2	133	60	57	54	153	16	6	1	.232

#44 BRIAN HOWARD

HOWARD'S 2014 GAME-BY-GAME STATISTICS

Date	Opponent	W-L-SV	ERA	IP	H	R	ER	BB	SO	HP	BF
2/18	Northern Colorado	0-0-0	0.00	1.0	0	0	0	0	3	0	3
2/25	UT Arlington	0-0-0	0.00	1.0	0	0	0	1	0	0	4
3/4	Dallas Baptist	0-0-0	0.00	1.1	1	0	0	0	1	0	5
3/16	Dartmouth	0-0-0	0.00	1.0	0	0	0	0	0	0	3
3/22	Texas Tech	0-0-0	3.00	1.2	3	2	2	2	1	0	10
4/15	Houston Baptist	0-0-0	2.57	1.0	3	0	0	0	0	0	5
4/29	@ SFA	0-0-0	4.50	1.0	1	2	2	3	2	0	7
5/9	Oklahoma	0-0-0	4.00	1.0	0	0	0	2	1	0	5
5/31	Sam Houston State	0-0-0	2.77	4.0	1	0	0	2	6	0	14

HOWARD'S 2015 GAME-BY-GAME STATISTICS


Date	Opponent	W-L-SV	ERA	IP	H	R	ER	BB	SO	HP	BF
2/14	Southern Illinois	1-0-0	4.50	2.0	2	1	1	2	3	0	10
2/21	@ Arizona State	1-0-0	3.60	3.0	2	1	1	0	0	0	11
3/10	@ Loyola Marymount	2-0-0	3.68	2.1	2	1	1	0	5	0	9
3/17	UT Pan American*	3-0-0	2.38	4.0	2	0	0	0	4	0	14
3/22	Oklahoma State	3-0-0	1.72	4.1	2	0	0	1	2	0	16
3/29	Wichita State	3-0-0	2.70	1.0	3	2	2	1	3	0	7
4/2	@ Texas Tech	3-0-0	2.55	1.0	0	0	0	1	1	0	4
4/6	@ Abilene Christian*	3-0-0	3.05	3.0	7	3	2	1	4	0	16
4/10	@ Kansas State	3-0-0	3.81	5.1	9	4	4	0	2	0	23
4/21	Incarnate Word*	4-0-0	3.19	5.0	2	0	0	0	7	1	18
4/26	Texas	4-0-0	3.00	2.0	2	0	0	0	2	0	8
5/9	Kansas	4-0-0	2.97	0.1	0	0	0	0	0	0	2
5/15	@ Oklahoma	4-0-0	3.31	2.0	2	2	2	2	2	0	10
5/21	vs. Texas Tech	4-0-0	3.03	3.1	3	1	0	0	5	0	14
5/31	Stony Brook*	4-0-0	3.35	4.1	2	3	3	4	3	0	18
6/8	Texas A&M	4-0-0	3.20	2.0	1	0	0	1	3	1	9
6/14	vs. LSU	4-0-0	3.52	1.0	3	2	2	1	0	0	7

HOWARD'S 2016 GAME-BY-GAME STATISTICS

Date	Opponent	W-L-SV	ERA	IP	H	R	ER	BB	SO	HP	BF
2/20	Loyola Marymount*	1-0-0	0.00	6.1	3	0	0	2	5	1	24
2/26	vs. La.-Lafayette*	2-0-0	0.69	6.2	5	1	1	1	7	0	27
3/5	Gonzaga*	3-0-0	1.35	7.0	5	2	2	3	6	1	27
3/12	USC*	3-0-0	2.70	3.1	8	4	4	2	3	0	20
3/19	West Virginia*	4-0-0	2.37	7.0	2	1	1	3	8	0	26
3/25	@ Texas*	4-1-0	2.35	8.0	5	2	2	0	9	0	28
4/2	@ Wichita State*	4-1-0	3.27	3.0	6	5	5	3	2	0	18
4/16	Oklahoma*	5-1-0	2.79	7.0	3	0	0	0	4	0	22
4/24	@ Oklahoma State*	5-2-0	3.88	2.2	5	7	7	2	5	1	16
4/30	Texas Tech*	5-2-0	4.25	4.0	7	4	4	2	2	0	21
5/7	@ Penn State*	6-2-0	3.77	7.0	4	0	0	0	4	0	24
5/13	@ Baylor*	6-2-0	3.84	6.0	6	3	3	2	6	1	27
5/19	Kansas State*	6-2-0	3.88	4.0	4	2	2	3	3	0	17
5/28	vs. Texas*	7-2-0	3.81	6.0	5	2	2	2	5	0	24
6/5	Arizona State*	8-2-0	3.56	8.0	4	1	1	0	9	0	28
6/12	@ Texas A&M*	9-2-0	3.29	7.0	2	1	0	2	8	0	26
6/21	vs. Coastal Carolina*	10-2-0	3.19	5.2	6	1	1	3	7	0	24

Howard's Career Highs

IP	8.0, 2x last vs. Arizona State 6/5/16
Hits	8 vs. USC 3/12/16
Runs	7 @ Oklahoma State 4/24/16
ER	7 @ Oklahoma State 4/24/16
BB	4 vs. Stony Brook 5/31/15
K	9, 2x last vs. Arizona State 6/5/16





JARED JANCZAK
41 PITCHER
 6-1 • 205 • R/R • RS-SO
 BELTON, TEXAS
 BELTON HS

Career Honors

- 2016 Honorable Mention All-Big 12 Conference

2016 (Redshirt Freshman)

Made seven starts as part of 26 appearances out of the bullpen... team posted an 18-8 record in games he pitched and a 5-2 record in games he started... allowed just two of his 10 inherited runners to score... held opponents scoreless in 11 of 19 relief appearances... his 2.61 ERA ranked third in the Big 12... tallied 80 strikeouts on the season, ranking seventh in the league... made his collegiate debut on Feb. 19 against Loyola Marymount... took the loss after allowing an unearned run in 3 1/3 innings of work... bounced back with four scoreless appearances spanning six innings... pitched two scoreless innings vs. Houston (Feb. 28), vs. Gonzaga (March 4, 6) and against UT Arlington (March 8)... earned his first career win in the game against Houston... improved to 2-1 on the season after tossing three innings against USC on March 11... allowed four runs over his next two appearances at Rice (March 15) and against West Virginia (March 18)... bounced back with four straight scoreless appearances spanning 10 innings... streak started with a scoreless inning against Abilene Christian (March 22)... struck out seven in 3 1/3 shutout innings at Texas (March 24)... tallied his third win of the season after retiring both batters he faced at UT Arlington (March 29)... improved to 4-1 with five shutout innings that included a career-high nine strikeouts at Wichita State (April 1)... took the loss after allowing two runs (one earned) on three hits in two innings at Kansas (April 8)... fell to 4-3 on the year after allowing five runs (three earned) on six hits in three innings at Oklahoma State (April 22)... picked up win No. 5 on April 26 at Dallas Baptist with 4 1/3 shutout innings... allowed an unearned run on three hits and struck out six in three innings against Texas Tech (April 30)... final relief appearance was at Penn State (May 7)... tossed 5 1/3 innings against the Nittany Lions...



made his first career start on May 15 at Baylor... allowed two runs and struck out four in 5 2/3 innings... earned his first win as a starter on May 21 against Kansas State after giving up a run on three hits in five innings... started game two of the NCAA Fort Worth Regional against Gonzaga (June 4)... struck out seven and allowed three runs in 5 2/3 innings... started the opening game of the NCAA College Station Super Regional at Texas A&M... improved to 7-3 after holding the Aggies to two runs on six hits over 7 2/3 innings... started the Frogs' opening game of the College World Series against Texas Tech... struck out eight and allowed two runs (one earned) on six hits in 4 2/3 innings... made his second CWS start on June 25 vs. Coastal Carolina... suffered the loss after allowing three runs on five hits in three innings of work.

2015 (True Freshman)

Coaches elected to redshirt him his first season on campus.

High School

Earned four varsity letters at Belton High School... named District 12-5A Newcomer of the Year as a freshman... collected second-team all-district honors as a sophomore... selected as the district MVP as an outfielder and earned all-state honors his junior season... tabbed the district MVP and earned all-state honors as a pitcher following his senior campaign.

Personal

Parents are Kristi and Michael... has two siblings, Jamie and Jason... plans on majoring in business.

Janczak's Career Stats

SEASON	ERA	W-L	GP-GS	CG	SH/CB	SAVES	IP	HITS	RUNS	ER	BB	SO	WP	HBP	BK	B/AVG.
2016	2.61	7-4	26-7	0	0/3	0	82.2	76	31	24	26	80	6	9	0	.248
TOTALS	2.61	7-4	26-7	0	0/3	0	82.2	76	31	24	26	80	6	9	0	.248

#41 JARED JANCZAK

JANCZAK'S 2016 GAME-BY-GAME STATISTICS

Date	Opponent	W-L-SV	ERA	IP	H	R	ER	BB	SO	HP	BF
2/19	Loyola Marymount	0-1-0	0.00	3.1	1	1	0	1	3	0	12
2/28	vs. Houston	1-1-0	0.00	2.0	0	0	0	2	2	0	8
3/4	Gonzaga	1-1-0	0.00	1.0	0	0	0	0	1	0	3
3/6	Gonzaga	1-1-0	0.00	1.0	0	0	0	0	0	0	3
3/8	UT Arlington	1-1-0	0.00	2.0	1	0	0	0	2	0	7
3/11	USC	2-1-0	1.46	3.0	2	2	2	2	2	1	12
3/15	@ Rice	2-1-0	1.98	1.1	3	1	1	0	1	0	6
3/18	West Virginia	2-1-0	3.68	1.0	4	3	3	1	1	0	8
3/22	Abilene Christian	2-1-0	3.45	1.0	0	0	0	1	0	0	3
3/24	@ Texas	2-1-0	2.84	3.1	2	0	0	0	7	0	12
3/29	@ UT Arlington	3-1-0	2.75	0.2	0	0	0	0	0	0	2
4/1	@ Wichita State	4-1-0	2.19	5.0	2	0	0	2	9	1	19
4/8	@ Kansas	4-2-0	2.36	2.0	3	2	1	1	3	0	11
4/12	Dallas Baptist	4-2-0	2.22	1.2	1	0	0	1	1	0	7

JANCZAK'S 2016 GAME-BY-GAME STATISTICS

Date	Opponent	W-L-SV	ERA	IP	H	R	ER	BB	SO	HP	BF
4/16	Oklahoma	4-2-0	2.17	0.2	1	0	0	1	1	0	5
4/22	@ Oklahoma State	4-3-0	2.81	3.0	6	5	3	1	2	1	16
4/26	@ Dallas Baptist	5-3-0	2.48	4.1	3	0	0	2	2	2	17
4/30	Texas Tech	5-3-0	2.29	3.0	3	1	0	0	6	1	14
5/7	@ Penn State	5-3-0	2.22	5.1	9	2	1	0	3	0	24
5/15	@ Baylor*	5-3-0	2.32	5.2	2	2	2	4	4	1	22
5/21	Kansas State*	6-3-0	2.28	5.0	3	1	1	0	4	0	18
5/28	vs. Texas*	6-3-0	2.19	6.1	8	1	1	0	4	0	26
6/4	Gonzaga*	6-3-0	2.41	5.2	5	3	3	1	7	0	22
6/10	@ Texas A&M*	7-3-0	2.40	7.2	6	2	2	3	4	0	32
6/19	vs. Texas Tech*	7-3-0	2.37	4.2	6	2	1	1	8	2	22
6/25	vs. Coastal Carolina*	7-4-0	2.61	3.0	5	3	3	2	3	0	15

Janczak's Career Highs

IP7.2 @ Texas A&M 6/10/16
Hits8 vs. Texas 5/28/16
Runs5 @ Oklahoma State 4/22/16
ER3, 4x last vs. Coastal Carolina 6/25/16
BB4 @ Baylor 5/15/16
K9 @ Wichita State 4/1/16





MICHAEL LANDESTOY
13 INFIELD
 6-3 • 195 • R/R • RS-JR
SANTO DOMINGO, D.R.
SAINT GEORGE SCHOOL

2016 (Sophomore)

Made 15 starts as part of 44 appearances on the season... all 15 starts came at first base... also appeared in 19 games as a defensive replacement, nine as a pinch hitter and one as a pinch runner... recorded a hit in 14 of 31 games with a plate appearance and reached base safely in 18... tallied five multi-hit games and three multiple-RBI contests... six of his 14 RBIs on the season came with two outs... first five appearances of the season came off the bench... notched his first career hit, a two-run single, against Arkansas-Pine Bluff on Feb. 24... came off the bench against USC and went 2-for-3 with three RBIs on March 11... made his first start of the season on March 12 against the Trojans... was 2-for-4 with two RBIs in the game... started all three games against West Virginia (March 18-20)... was 3-for-10 in the series with two RBIs and two runs scored... made 15 straight appearances off the bench before returning to the starting lineup at Baylor on May 14... earned two starts in the Big 12 Championships... was 3-for-4 in the bracket championship game against Texas on May 28... hit his first career home run as part of a two-hit game in the Big 12 Championship tilt vs. West Virginia on May 29... started two of the three NCAA Fort Worth Regional contests... had an RBI single in the opener against Oral Roberts (June 3)... came of the bench and tallied a hit in the Regional championship game against Arizona State (June 5)... appeared in all three games of the NCAA College Station Super Regional at Texas A&M (June 10-12)... started three of the four games at the College World Series... had two hits, including an RBI triple against Coastal Carolina on June 21.



2015 (Redshirt Freshman)

Appeared in 16 games and made four starts... was a pinch hitter in eight games, a defensive replacement twice and a pinch runner twice... three of his four starts came at first base and the other at second... made his collegiate debut on Feb. 14 as a pinch hitter against Southern Illinois... first career start came against Oklahoma on March 24... drew a bases-loaded walk in his second career start against Wichita State on March 27... tallied a stolen base as a pinch runner against Incarnate Word on April 21.

2014 (True Freshman)

Coaches elected to redshirt him in his first season on campus.

High School


Played baseball with various competitive leagues while attending Saint George School in Santo Domingo... was a two-time MVP... participated in a pair of Perfect Game events, including the National Academic Showcase and the 2013 World Uncommitted Showcase... he was one of the top prospects at the World Uncommitted Showcase.

Personal

Parents are Rafael and Ana... has four siblings, Alex, Zahira, Rafael Eduardo and Christopher... father, Rafael, played baseball in the Major Leagues for eight years (1977-84) with the Reds, Astros and Dodgers... brother, Rafael Eduardo, played baseball at Duke.

Landestoy's Career Stats

SEASON	Avg.	GP-GS	AB	RUNS	HITS	2B	3B	HR	RBI	SLG%	BB	HBP	SO	OB%	SB-A	SF	SH	FLD
2015	.000	16-4	20	0	0	0	0	0	1	.000	1	0	6	.048	1-1	0	0	.973
2016	.290	44-15	69	13	20	0	1	1	14	.362	5	2	12	.346	1-2	2	1	1.000
TOTALS	.225	60-19	89	13	20	0	1	1	15	.281	6	2	18	.283	2-3	2	1	.996



#13 MICHAEL LANDESTOY

LANDESTOY'S 2015 GAME-BY-GAME STATISTICS

Date	Opponent	Avg.	AB	R	H	2B	3B	HR	RBI	BB	K
2/14	Southern Illinois	.000	1	0	0	0	0	0	0	0	0
2/15	Southern Illinois	.000	1	0	0	0	0	0	0	0	1
3/3	Rice	.000	1	0	0	0	0	0	0	0	0
3/15	Baylor	.000	1	0	0	0	0	0	0	0	1
3/18	UT Pan American	.000	2	0	0	0	0	0	0	0	0
3/22	Oklahoma State	.000	1	0	0	0	0	0	0	0	0
3/24	Oklahoma*	.000	4	0	0	0	0	0	0	0	0
3/27	Wichita State*	.000	1	0	0	0	0	0	1	1	1
3/28	Wichita State*	.000	2	0	0	0	0	0	0	0	0
3/29	Wichita State	.000	1	0	0	0	0	0	0	0	1
4/10	@ Kansas State*	.000	1	0	0	0	0	0	0	0	1
4/14	@ UT Arlington	.000	2	0	0	0	0	0	0	0	0
4/21	Incarnate Word	.000	1	0	0	0	0	0	0	0	0
5/3	@ West Virginia	.000	0	0	0	0	0	0	0	0	0
5/12	Abilene Christian	.000	0	0	0	0	0	0	0	0	0
5/21	vs. Texas Tech	.000	1	0	0	0	0	0	0	0	1

LANDESTOY'S 2016 GAME-BY-GAME STATISTICS

Date	Opponent	Avg.	AB	R	H	2B	3B	HR	RBI	BB	K
2/21	Loyola Marymount	.000	0	0	0	0	0	0	0	0	0
2/24	Arkansas-Pine Bluff	.500	2	1	1	2	0	0	0	0	0
2/28	vs. Houston	.333	1	0	0	0	0	0	0	0	0
3/1	UT Rio Grande Valley	.333	0	1	0	0	0	0	0	0	0
3/6	Gonzaga	.200	2	0	0	0	0	0	0	0	1
3/11	USC	.375	3	0	2	3	0	0	0	0	1
3/12	USC*	.417	4	1	2	2	0	0	0	1	2
3/13	USC	.462	1	0	1	0	0	0	0	0	0
3/15	@ Rice*	.400	2	0	0	0	0	0	0	2	0
3/18	West Virginia*	.421	4	2	2	0	0	0	0	0	0
3/19	West Virginia*	.409	3	1	1	1	0	0	0	0	1
3/20	West Virginia*	.360	3	1	0	1	0	0	0	1	1
3/22	Abilene Christian	.360	0	0	0	0	0	0	0	0	0
3/26	@ Texas	.360	0	0	0	0	0	0	0	0	0
3/29	@ UT Arlington	.370	2	1	1	0	0	0	0	0	1
4/1	@ Wichita State	.370	0	0	0	0	0	0	0	0	0

LANDESTOY'S 2016 GAME-BY-GAME STATISTICS

Date	Opponent	Avg.	AB	R	H	2B	3B	HR	RBI	BB	K
4/2	@ Wichita State	.357	1	0	0	0	0	0	0	0	0
4/3	@ Wichita State	.345	1	0	0	0	0	0	0	0	1
4/9	@ Kansas	.345	0	0	0	0	0	0	0	0	0
4/10	@ Kansas	.345	0	0	0	0	0	0	0	0	0
4/16	Oklahoma	.345	0	0	0	1	0	0	0	0	0
4/22	@ Oklahoma State	.333	1	0	0	0	0	0	0	0	0
4/23	@ Oklahoma State	.333	0	0	0	0	0	0	0	0	0
4/30	Texas Tech	.333	0	0	0	0	0	0	0	0	0
5/1	Texas Tech	.323	1	0	0	0	0	0	0	0	0
5/7	@ Penn State	.323	0	0	0	0	0	0	0	0	0
5/8	@ Penn State	.323	0	0	0	0	0	0	0	0	0
5/14	@ Baylor*	.303	2	0	0	0	0	0	0	0	0
5/17	Stephen F. Austin*	.286	2	0	0	0	0	0	0	0	0
5/19	Kansas State*	.270	2	0	0	0	0	0	0	0	0
5/20	Kansas State	.270	0	0	0	0	0	0	0	0	0
5/25	vs. Baylor	.256	2	0	0	0	0	0	0	0	0
5/28	vs. Texas*	.302	4	1	3	0	0	0	0	0	0
5/29	vs. West Virginia*	.312	5	2	2	1	0	0	1	0	1
6/3	Oral Roberts*	.314	3	1	1	1	0	0	0	0	2
6/4	Gonzaga*	.302	2	0	0	0	0	0	0	1	0
6/5	Arizona State	.315	1	0	1	0	0	0	0	0	0
6/10	@ Texas A&M	.321	2	0	1	0	0	0	0	0	0
6/11	@ Texas A&M	.316	1	0	0	0	0	0	0	0	1
6/12	@ Texas A&M	.310	1	0	0	0	0	0	0	0	0
6/19	vs. Texas Tech*	.311	3	0	1	0	0	0	0	0	0
6/21	vs. Coastal Carolina*	.308	4	1	1	1	0	1	0	0	0
6/24	vs. Coastal Carolina	.308	0	0	0	0	0	0	0	0	0
6/25	vs. Coastal Carolina*	.290	4	0	0	1	0	0	0	0	0

Landestoy's Career Highs

AB	5 vs. West Virginia 5/29/16
Hits	3 vs. Texas 5/28/16
Runs	2, 2x last vs. West Virginia 5/29/16
RBI's	3 vs. USC 3/11/16
HR	1 vs. West Virginia 5/29/16
SB	1, 2x last vs. West Virginia 5/29/16



RYAN MERRILL
5 INFIELD
 5-11 • 185 • L/R • SR
OMAHA, NEB.
IOWA WESTERN CC

Career Honors

- 2016 College World Series All-Tournament team
- 2016 NCAA Fort Worth All-Regional team

2016 (Junior)

Started 51 games at shortstop as part of 53 appearances on the season... also made one appearance as a pinch runner and one as a pinch hitter... collected 14 extra base hits as part of 53 total hits on the season... tied for second on the team with four triples... was one of five Horned Frogs with double-digit stolen bases, swiping 11 in 15 attempts... collected 25 RBIs on the year and scored 31 runs while hitting .298... tallied a base hit in 39 games and reached base safely in 44... amassed 13 multi-hit games and seven multiple-RBI contests... first career hit was a two-run double against Loyola Marymount on Feb. 19... started a season-long eight-game hitting streak with a two-hit game against UT Rio Grande Valley (March 1)... hit .379 (11-for-29) during the streak with three doubles, two triples, six RBIs and four runs scored... tallied four hits in the three-game series against Gonzaga (March 4-6)... was 2-for-2 in the series opener against USC (March 11)... scored a run in his only appearance as a pinch runner on March 12 against USC... collected two hits in the series finale against West Virginia (March 20)... drove in two runs in a midweek tilt against Abilene Christian (March 22)... hit his third triple of the season and scored two runs in the series finale at Wichita State (April 3)... hit his lone home run and drove in three runs as part of a two-hit performance at Kansas on April 10... hit .500 (4-for-8) in the final two games at Oklahoma State (April 23-24)... was 1-for-1 with a double in his lone pinch hitting appearance on May 1 against Texas Tech... went 5-for-13 (.385) with two doubles in the series at Penn State (May 7-8)... hit safely in all three games at Baylor (May 13-15)... started



four of the five games at the Big 12 Championships... went 3-for-5 in TCU's win over Oklahoma State on May 26... doubled as part of a two-hit game against Texas on May 28... had two RBIs, including driving in the game-tying run in the ninth inning with a sacrifice fly, in the Big 12 Championship game over West Virginia (May 29)... had two hits in the NCAA Fort Worth Regional... went 5-for-12 (.417) in the NCAA College Station Super Regional at Texas A&M (June 10-12)... was 2-for-4 with a double and two RBIs against the Aggies in Game 1... walked twice and drove in a run against Texas Tech in TCU's College World Series opener on June 19... hit safely in each of the three games against Coastal Carolina... drove in two runs in the Frogs' final game of the season on June 25.

Previous School

Played two seasons at Iowa Western Community College... was a 2015 15th round draft pick by the St. Louis Cardinals... earned third-team All-American accolades as a sophomore... also named to the all-district and all-region teams... earned a Gold Glove... hit .400 with seven home runs.

High School

Earned four year letters at Millard West High School... earned all-state and all-district honors as a sophomore, junior and senior... named to USA Today's All-USA Nebraska team as a senior... hit .348 with 17 RBIs as a senior.

Personal

Parents are Kevin and Sonia... has a sister, Megan... father, Kevin, played baseball at Nebraska (1986-87)... sister, Megan, played soccer at Nebraska.

Merrill's Career Stats

SEASON	Avg.	GP-GS	AB	RUNS	HITS	2B	3B	HR	RBI	SLG%	BB	HBP	SO	OB%	SB-A	SF	SH	FLD
2016	.298	53-51	178	31	53	9	4	1	25	.410	17	1	31	.353	11-15	5	0	.910
TOTALS	.225	60-19	89	13	20	0	1	1	15	.281	6	2	18	.283	2-3	2	1	.996



#5 RYAN MERRILL

MERRILL'S 2016 GAME-BY-GAME STATISTICS

Date	Opponent	Avg.	AB	R	H	2B	3B	HR	RBI	BB	K
2/19	Loyola Marymount*	.250	4	0	1	1	0	0	2	0	2
2/21	Loyola Marymount*	.286	3	1	1	0	0	0	0	1	0
2/26	vs. La.-Lafayette*	.273	4	1	1	0	0	0	0	0	1
2/27	vs. Rice*	.214	3	0	0	0	0	0	0	0	2
3/1	UT Rio Grande Valley*	.278	4	1	2	0	0	0	1	0	0
3/4	Gonzaga*	.318	4	1	2	1	1	0	0	0	2
3/5	Gonzaga*	.320	3	0	1	0	0	0	1	1	1
3/6	Gonzaga*	.321	3	1	1	0	0	0	2	0	1
3/8	UT Arlington*	.312	4	0	1	1	0	0	1	0	1
3/11	USC*	.353	2	1	2	0	0	0	0	2	0
3/12	USC	.353	0	1	0	0	0	0	0	0	0
3/13	USC*	.342	4	2	1	0	1	0	0	1	0
3/15	@ Rice*	.326	5	0	1	1	0	0	1	0	0
3/18	West Virginia*	.304	3	1	0	0	0	0	0	1	0
3/20	West Virginia*	.320	4	1	2	0	0	0	0	0	0
3/22	Abilene Christian*	.321	3	1	1	0	0	0	2	1	1
3/24	@ Texas*	.298	4	0	0	0	0	0	0	0	0
4/1	@ Wichita State*	.283	3	0	0	0	0	0	0	0	0
4/3	@ Wichita State*	.281	4	2	1	0	1	0	0	1	0
4/6	UT Arlington*	.269	3	0	0	0	0	0	0	0	1
4/8	@ Kansas*	.268	4	0	1	0	0	0	0	0	1
4/10	@ Kansas*	.276	5	2	2	0	0	1	3	0	1
4/15	Oklahoma*	.278	3	1	1	0	0	0	1	1	1
4/16	Oklahoma*	.277	4	0	1	0	0	0	0	0	1
4/22	@ Oklahoma State*	.274	1	0	0	0	0	0	0	1	1
4/23	@ Oklahoma State*	.281	5	0	2	0	0	0	0	0	1
4/24	@ Oklahoma State*	.293	3	1	2	0	0	0	1	0	0

MERRILL'S 2016 GAME-BY-GAME STATISTICS

Date	Opponent	Avg.	AB	R	H	2B	3B	HR	RBI	BB	K
4/26	@ Dallas Baptist*	.284	3	0	0	0	0	0	0	0	0
4/29	Texas Tech*	.273	4	0	0	0	0	0	1	0	0
5/1	Texas Tech	.280	1	0	1	1	0	0	0	0	0
5/7	@ Penn State*	.279	4	1	1	0	0	0	0	0	1
5/7	@ Penn State*	.287	4	1	2	1	0	0	0	0	0
5/8	@ Penn State*	.292	5	1	2	1	0	0	1	0	0
5/13	@ Baylor*	.291	4	1	1	0	0	0	0	0	0
5/14	@ Baylor*	.294	2	0	1	0	0	0	0	0	0
5/15	@ Baylor*	.293	4	2	1	0	0	0	0	0	0
5/17	Stephen F. Austin*	.288	2	0	0	0	0	0	0	0	0
5/20	Kansas State*	.281	3	0	0	0	0	0	0	0	1
5/21	Kansas State*	.285	2	2	1	0	1	0	1	2	0
5/26	vs. Oklahoma State*	.296	5	2	3	0	0	0	0	0	0
5/28	vs. Texas*	.304	3	0	2	1	0	0	0	0	1
5/28	vs. Texas*	.296	4	0	0	0	0	0	0	0	3
5/29	vs. West Virginia*	.297	3	0	1	0	0	0	2	0	1
6/3	Oral Roberts*	.297	3	2	1	0	0	0	0	1	0
6/4	Gonzaga*	.296	4	0	1	0	0	0	0	0	2
6/5	Arizona State*	.288	4	0	0	0	0	0	0	1	1
6/10	@ Texas A&M*	.294	4	0	2	1	0	0	2	0	0
6/11	@ Texas A&M*	.299	4	0	2	0	0	0	0	0	1
6/12	@ Texas A&M*	.298	4	0	1	0	0	0	0	0	0
6/19	vs. Texas Tech*	.296	1	0	0	0	0	0	1	2	0
6/21	vs. Coastal Carolina*	.297	3	1	1	0	0	0	0	1	1
6/24	vs. Coastal Carolina*	.297	3	0	1	0	0	0	0	0	0
6/25	vs. Coastal Carolina*	.298	3	0	1	0	0	0	2	0	1

Merrill's Career Highs

AB5, 5x last vs. Oklahoma State 5/26/16
Hits3 vs. Oklahoma State 5/26/16
Runs2, 7x last vs. Oral Roberts 6/3/16
RBI's3 @ Kansas 4/10/16
HR1 @ Kansas 4/10/16
SB2 @ Baylor 5/15/16



EVAN SKOUG
9 CATCHER
 5-11 • 200 • L/R • JR
 LIBERTYVILLE, ILL.
 LIBERTYVILLE HS

Career Honors

- 2016 Big 12 All-Tournament team
- 2016 2nd-team All-Big 12 Conference
- 2016 Johnny Bench Award Semifinalist
- Member of the 2016 USA Baseball Collegiate National Team
- Big 12 Player of the Week (April 18, 2016)
- 2016 2nd-team Academic All-Big 12
- 2015 1st-team D1Baseball.com Freshman All-American
- 2015 Louisville Slugger Freshmen All-American
- 2015 NCAA Fort Worth All-Regional team
- 2015 Honorable Mention All-Big 12 Conference
- 2015 Big 12 All-Freshmen Team

2016 (Sophomore)

Started 64 games as part of 65 appearances on the season... lone relief appearance came as a pinch hitter on March 22 against Abilene Christian... made 61 starts as the catcher and three at first base... led the team and ranked second in the Big 12 with 21 doubles... hit .301 on the year with a career-high 75 hits and 54 runs scored... had one triple and a career-high nine home runs to go along with a career-high 51 RBIs... totaled 13 two-out RBIs... drew 34 walks... was a perfect 7-for-7 in stolen bases... reached base safely in 55 games and hit safely in 48 contests... posted 21 multi-hit games and 13 multiple-RBI contests... hit safely in the first four games of the year... was 4-for-11 with an RBI in the season-opening series against Loyola Marymount (Feb. 19-21)... was 3-for-5 with three runs scored, a double and an RBI vs. Houston in the Shriner's Hospitals for Children College Classic (Feb. 28)... was 4-for-8 with four runs scored, three doubles and six RBIs in the series win over Gonzaga (March 4-6)... had four RBIs with a double and a triple in the series finale against the Bulldogs (March 6)... doubled three times and hit his first home run of the season as part of a four-hit game against USC on March 12... went 1-for-3 with a double and two RBIs in the series finale against the Trojans... doubled twice as part of three hits in the the series against West Virginia (March 18-20)... hit a three-run home run in the series-opener at Texas (March 24)... walked four times and scored twice in the series-finale at Texas (March 26)... went 2-for-4 with a double and an RBI against UT Arlington (March 29)... had four hits and drove in four RBIs in the series at Wichita State (April 1-3)... hit his third home run of the season in the series finale against the Shockers (April 3)... homered in the series opener at Kansas on April 8... hit second home run of the series in the finale against the Jayhawks and drove in three runs (April 10)... was 2-for-3 against Dallas Baptist on April 12... went 4-for-4 with a double, a home run and five RBIs in the series opener against Oklahoma... was 2-for-4 with three runs scored in TCU's win at Oklahoma State (April 23)... provided the only runs with a two-run home run in TCU's 2-0 win at Dallas Baptist (April 26)... had two hits in the series against Texas Tech (April 29-May 1)... went 5-for-12 in the series at Penn State (May 7-8)... missed first two games of his career in the Kansas State series (May 20-21)... homered in each of the first two games of the Big 12 Championships (May 25-26)... finished the championships with nine RBIs... had two RBIs vs. Baylor in the championships opener and three in the win over Oklahoma State... went 2-for-5 in game two against Texas on May 28... drove in two runs and had two hits in the championship game vs. West Virginia (May 29)... had three hits and drove in a run in the NCAA Fort Worth Regional (June 3-5)... went 4-for-11 in the NCAA College Station Super Regional at Texas A&M (June 10-13)... had two hits and a run scored in TCU's win over Texas Tech in the opening game of the College World Series (June 19)... collected two hits in each of the last two games of the season against Coastal Carolina (June 24-25).



2015 (Freshman)

Was one of just three Horned Frogs to play in and start all 66 games... made 53 starts at catcher, 12 as the designated hitter and one at first base... led the team and ranked second in the Big 12 with 46 RBIs... also paced the team and ranked eighth in the Big 12 with seven home runs... ranked second on the team with 73 base hits... led the team and ranked fifth in the Big 12 with 15 doubles... was successful in five of eight stolen base attempts... posted a .996 fielding percentage with just two errors... caught a pitching staff that posted a 2.45 ERA, the second-best in the NCAA... reached base safely in 56 games and tallied a hit in 50... tied for the team lead with 13 multiple RBI contests and ranked fourth with 19 multi-hit games... first collegiate hit was a three-run home run against Southern Illinois on Feb. 14... finished the game with two hits... started an 18-game hitting streak with a 1-for-4 day at the plate against UT Arlington on Feb. 17... hit .293 (22-for-75) during the streak... had four hits, including his first career double in the series win at Arizona State (Feb. 20-22)... hit what proved to be the game-winning home run in TCU's 1-0 win over Texas Southern on Feb. 25... went 2-for-3 with an RBI against Rice on March 3... doubled in the Frogs' first run of the game at UCLA on March 7... tallied a hit in each game of the Baylor series (March 13-15)... hit his third home run of the season in the series finale against the Bears... had two hits and two RBIs in the final game against UT Pan American on March 18... had four hits in the series vs. Oklahoma State (March 20-22)... had a break-out series against Wichita State March 27-29... hit .700 (7-for-10) in the series with seven RBI and five doubles... had four hits in the series opener and two in the series finale against the Shockers... picked up five hits in the series at Kansas State, including two each in the final two games (April 10-12)... had two doubles as part of a three-hit day to go along with two RBIs in the series finale against Texas (April 26)... hit a three-run home run in the series opener at West Virginia on May 1... homered twice as part of three hits against Abilene Christian on May 12... drove in two runs with two hits against Oklahoma on May 15... closed out the game with a nine game hitting streak that saw him hit .395 (15-for-38) with seven RBIs... double and homered while driving in three in an elimination contest against Stony Brook in the NCAA Fort Worth Regional... posted four hits in the final two games of the Regional against NC State... had five hits in the NCAA Fort Worth Super Regional against Texas A&M... his second hit in game three of the Super Regional led to the game-winning run scoring in the 16th inning to send the Horned Frogs to the College World Series... collected four hits in the College World Series.

High School

Was a four-year letterwinner at Libertyville High School... drafted in the 34th round of the 2014 MLB Draft by the Washington Nationals... ranked as the No. 1 prospect in the state of Illinois for the 2014 MLB Draft by Baseball America... was ranked 96th nationally by Baseball America... earned MVP honors at the Perfect Game World Wood Bat Association Championship in 2013, hitting .636... named a Perfect Game second-team All-American as a senior... selected as a first-team all-Central Region performer... was a two-time first-team all-conference, all-area and all-state honoree... named the 2014 Illinois Gatorade Player of the Year... selected as the Daily Herald Player of the Year as a senior... was an Illinois state scholar as a senior... honored as the team MVP as a senior... hit .376 with 18 home runs and 120 RBIs in his career.

Personal

Parents are Connie and John... has a sister, Jennica, and a brother, Eric... plans on majoring in business.

#9 EVAN SKOUG

SKOUG'S 2016 GAME-BY-GAME STATISTICS

Date	Opponent	Avg.	AB	R	H	2B	3B	HR	RBI	BB	K
2/19	Loyola Marymount*	.250	4	0	1	0	0	0	0	0	2
2/20	Loyola Marymount*	.375	4	0	2	0	0	0	0	0	0
2/21	Loyola Marymount*	.364	3	1	1	0	0	0	1	0	1
2/24	Arkansas-Pine Bluff*	.357	3	1	1	0	0	0	0	1	0
2/26	vs. La.-Lafayette*	.278	4	1	0	0	0	0	0	0	2
2/27	vs. Rice*	.286	3	0	1	0	0	0	0	1	0
2/28	vs. Houston*	.346	5	3	3	1	0	0	1	0	1
3/1	UT Rio Grande Valley*	.333	1	1	0	0	0	0	0	2	0
3/4	Gonzaga*	.333	3	0	1	1	0	0	1	1	0
3/5	Gonzaga*	.344	2	2	1	1	0	0	1	3	1
3/6	Gonzaga*	.371	3	2	2	1	1	0	4	0	0
3/8	UT Arlington*	.368	3	1	1	1	0	0	0	1	1
3/11	USC*	.341	3	0	0	0	0	0	0	1	1
3/12	USC*	.383	6	4	4	3	0	1	3	0	1
3/13	USC*	.380	3	0	1	1	0	0	2	1	2
3/15	@ Rice*	.364	5	1	1	0	0	0	0	0	1
3/18	West Virginia*	.333	5	0	0	0	0	0	1	0	2
3/19	West Virginia*	.323	5	1	1	1	0	0	0	0	1
3/20	West Virginia*	.338	3	2	2	1	0	0	0	0	1
3/22	Abilene Christian	.333	1	0	0	0	0	0	0	0	1
3/24	@ Texas*	.329	4	1	1	0	0	1	3	0	2
3/25	@ Texas*	.325	4	0	1	1	0	0	0	0	1
3/26	@ Texas*	.316	2	2	0	0	0	0	0	4	1
3/29	@ UT Arlington*	.325	4	2	2	1	0	0	1	1	0
4/1	@ Wichita State*	.310	4	1	0	0	0	0	0	0	0
4/2	@ Wichita State*	.315	5	1	2	1	0	0	2	0	1
4/3	@ Wichita State*	.323	4	2	2	0	0	1	2	1	0
4/6	UT Arlington*	.310	4	0	0	0	0	0	0	0	1
4/8	@ Kansas*	.305	5	1	1	0	0	1	1	0	1
4/9	@ Kansas*	.306	6	0	2	1	0	0	4	0	2
4/10	@ Kansas*	.299	6	2	1	0	0	1	3	0	0
4/12	Dallas Baptist*	.308	3	0	2	0	0	0	0	1	1
4/15	Oklahoma*	.331	4	2	4	1	0	1	5	1	0

SKOUG'S 2016 GAME-BY-GAME STATISTICS

Date	Opponent	Avg.	AB	R	H	2B	3B	HR	RBI	BB	K
4/16	Oklahoma*	.328	1	1	0	0	0	0	1	1	0
4/16	Oklahoma*	.323	2	1	0	0	0	0	0	2	1
4/22	@ Oklahoma State*	.323	3	0	1	0	0	0	0	0	1
4/23	@ Oklahoma State*	.328	4	3	2	0	0	0	0	2	1
4/24	@ Oklahoma State*	.317	5	0	0	0	0	0	0	0	1
4/26	@ Dallas Baptist*	.317	3	1	1	0	0	1	2	0	1
4/29	Texas Tech*	.315	4	0	1	0	0	0	0	0	1
4/30	Texas Tech*	.313	4	1	1	0	0	0	1	1	0
5/1	Texas Tech*	.309	2	0	0	0	0	0	0	2	0
5/7	@ Penn State*	.308	4	0	1	0	0	0	1	1	1
5/7	@ Penn State*	.306	4	1	1	0	0	0	0	0	1
5/8	@ Penn State*	.317	4	1	3	0	0	0	0	1	0
5/13	@ Baylor*	.315	4	0	1	0	0	0	0	1	1
5/14	@ Baylor*	.308	4	0	0	0	0	0	0	0	1
5/15	@ Baylor*	.299	5	1	0	0	0	0	0	0	0
5/17	Stephen F. Austin*	.302	2	1	1	1	0	0	0	0	0
5/19	Kansas State*	.301	4	0	1	1	0	0	0	0	0
5/25	vs. Baylor*	.299	4	1	1	0	0	1	2	0	0
5/26	vs. Oklahoma State*	.297	5	1	1	0	0	1	3	0	0
5/28	vs. Texas*	.296	4	0	1	1	0	0	1	0	1
5/28	vs. Texas*	.299	5	2	2	0	0	0	1	0	0
5/29	vs. West Virginia*	.300	6	1	2	1	0	0	2	0	4
6/3	Oral Roberts*	.299	4	0	1	0	0	0	0	1	0
6/4	Gonzaga*	.293	4	0	0	0	0	0	0	0	2
6/5	Arizona State*	.295	5	1	2	0	0	0	1	0	0
6/10	@ Texas A&M*	.299	4	2	2	0	0	0	0	1	0
6/11	@ Texas A&M*	.304	3	0	2	0	0	0	1	1	0
6/12	@ Texas A&M*	.299	4	0	0	0	0	0	0	1	1
6/19	vs. Texas Tech*	.301	5	1	2	1	0	0	0	0	0
6/21	vs. Coastal Carolina*	.295	5	0	0	0	0	0	0	0	1
6/24	vs. Coastal Carolina*	.298	4	0	2	0	0	0	0	0	0
6/25	vs. Coastal Carolina*	.301	4	0	2	0	0	0	0	0	0

Skoug's Career Highs

AB	6, 5x last vs. West Virginia 5/29/16
Hits	4, 3x last vs. Oklahoma 4/15/16
Runs	4 vs. USC 3/12/16
RBI	5 vs. Oklahoma 4/15/16
HR	2 vs. Abilene Christian 5/12/15
SB	1, 12x last vs. Oral Roberts 6/3/16

Skoug's Career Stats

SEASON	Avg.	GP-GS	AB	RUNS	HITS	2B	3B	HR	RBI	SLG%	BB	HBP	SO	OB%	SB-A	SF	SH	FLD
2015	.285	66-66	256	44	73	15	0	7	46	.426	28	6	50	.365	5-8	3	0	.996
2016	.301	65-64	249	54	75	21	1	9	51	.502	34	4	47	.390	7-7	3	0	.989
TOTALS	.293	131-130	505	98	148	36	1	16	97	.463	62	10	97	.377	12-15	6	0	.992


#9 EVAN SKOUG

SKOUG'S 2015 GAME-BY-GAME STATISTICS

Date	Opponent	Avg.	AB	R	H	2B	3B	HR	RBI	BB	K
2/13	Southern Illinois*	.000	3	0	0	0	0	0	0	1	2
2/14	Southern Illinois*	.286	4	1	2	0	0	1	3	1	2
2/15	Southern Illinois*	.167	5	1	0	0	0	0	0	0	0
2/17	UT Arlington*	.188	4	0	1	0	0	0	2	0	2
2/20	@ Arizona State*	.250	4	1	2	1	0	0	0	0	2
2/21	@ Arizona State*	.240	5	0	1	0	0	0	0	0	2
2/22	@ Arizona State*	.241	4	0	1	0	0	0	0	0	2
2/25	Texas Southern*	.250	3	1	1	0	0	1	1	0	1
3/3	Rice*	.286	3	0	2	0	0	0	1	0	1
3/6	@ USC*	.268	6	0	1	0	0	0	0	0	2
3/7	@ UCLA*	.273	3	1	1	1	0	0	1	0	1
3/8	vs. Vanderbilt*	.271	4	0	1	0	0	0	0	0	3
3/10	@ Loyola Marymount*	.275	3	1	1	0	0	0	1	1	0
3/13	Baylor*	.273	4	1	1	0	0	0	0	0	0
3/14	Baylor*	.276	3	0	1	0	0	0	0	0	2
3/15	Baylor*	.270	5	1	1	0	0	1	1	0	0
3/17	UT Pan American*	.265	5	0	1	0	0	0	0	0	1
3/18	UT Pan American*	.274	5	2	2	0	0	0	2	0	0
3/20	Oklahoma State*	.269	5	0	1	0	0	0	1	1	1
3/21	Oklahoma State*	.277	5	1	2	0	0	0	1	0	1
3/22	Oklahoma State*	.276	4	1	1	0	0	0	0	0	1
3/24	Oklahoma*	.264	4	0	0	0	0	0	0	0	2
3/27	Wichita State*	.292	5	2	4	2	0	0	3	0	0
3/28	Wichita State*	.293	3	2	1	1	0	0	2	0	0
3/29	Wichita State*	.307	2	3	2	2	0	0	2	2	0
3/31	@ UT Arlington*	.305	4	0	1	0	0	0	0	0	0
4/2	@ Texas Tech*	.303	4	0	1	0	0	0	2	1	1
4/3	@ Texas Tech*	.297	2	0	0	0	0	0	0	2	0
4/4	@ Texas Tech*	.287	4	0	0	0	0	0	0	0	1
4/6	@ Abilene Christian*	.297	3	0	2	0	0	0	0	1	0
4/7	Dallas Baptist*	.295	4	1	1	0	0	0	1	0	1
4/10	@ Kansas State*	.283	5	0	0	0	0	0	0	0	1
4/11	@ Kansas State*	.282	4	1	1	0	0	0	0	1	1

SKOUG'S 2015 GAME-BY-GAME STATISTICS

Date	Opponent	Avg.	AB	R	H	2B	3B	HR	RBI	BB	K
4/12	@ Kansas State*	.289	4	0	2	0	0	0	1	0	0
4/14	@ UT Arlington*	.293	5	0	2	0	0	0	0	0	0
4/18	Santa Clara*	.292	4	0	1	0	0	0	0	0	0
4/18	Santa Clara*	.291	4	0	1	1	0	0	1	0	0
4/19	Santa Clara*	.285	3	1	0	0	0	0	0	1	0
4/21	Incarnate Word*	.284	4	1	1	1	0	0	0	1	1
4/25	Texas*	.278	3	0	0	0	0	0	0	0	1
4/25	Texas*	.272	3	0	0	0	0	0	1	0	2
4/26	Texas*	.283	4	3	3	2	0	0	2	0	0
4/29	@ Dallas Baptist*	.282	4	1	1	0	0	0	0	1	1
5/1	@ West Virginia*	.280	5	1	1	0	0	1	3	0	1
5/2	@ West Virginia*	.279	4	1	1	0	0	0	1	0	1
5/3	@ West Virginia*	.273	4	0	0	0	0	0	1	0	2
5/8	Kansas*	.267	4	0	0	0	0	0	0	0	1
5/9	Kansas*	.262	4	0	0	0	0	0	0	0	0
5/12	Abilene Christian*	.272	4	2	3	0	0	2	2	0	0
5/14	@ Oklahoma*	.268	3	0	0	0	0	0	0	1	1
5/15	@ Oklahoma*	.272	4	2	2	0	0	0	2	0	0
5/16	@ Oklahoma*	.271	1	2	0	0	0	0	0	2	0
5/20	vs. Baylor*	.273	2	0	1	0	0	0	0	2	0
5/21	vs. Texas Tech*	.274	3	0	1	0	0	0	0	0	1
5/29	Sacred Heart*	.276	2	1	1	0	0	0	1	2	0
5/30	NC State*	.271	4	0	0	0	0	0	0	0	1
5/31	Stony Brook*	.274	5	2	2	1	0	1	3	0	0
5/31	NC State*	.278	4	1	2	1	0	0	1	1	0
6/1	NC State*	.282	4	0	2	0	0	0	0	1	0
6/6	Texas A&M*	.284	5	1	2	0	0	0	1	0	1
6/7	Texas A&M*	.284	4	0	1	0	0	0	0	0	1
6/8	Texas A&M*	.286	5	1	2	1	0	0	0	3	2
6/14	vs. LSU*	.286	4	1	1	0	0	0	0	1	0
6/16	vs. Vanderbilt*	.286	3	0	1	0	0	0	0	1	0
6/18	vs. LSU*	.290	4	2	2	1	0	0	2	0	0
6/19	vs. Vanderbilt*	.285	4	0	0	0	0	0	0	0	0





MITCHELL TRAVER
33 PITCHER
 6-7 • 255 • R/R • RS-SR
SUGAR LAND, TEXAS
HOUSTON CHRISTIAN HS

Career Honors

- Drafted in the 17th round of the 2016 MLB Draft by the Cincinnati Reds
- Drafted in the 28th round of the 2015 MLB Draft by the St. Louis Cardinals
- 2015 Honorable Mention All-Big 12 Conference
- 2015 Golden Spikes Award Watch List
- 2015 College Baseball Hall of Fame Pitcher of the Year Watch List
- 2013 TCU Fellowship of Christian Athletes Bob Lilly Athlete of the Year

2016 (Junior)

Missed the bulk of the season with a back injury... made seven starts on the season, posting a 1-3 record with a 3.26 ERA in 30 1/3 innings pitched... team posted a 4-3 record in games he started... tallied 28 strikeouts and walked just 10 while holding opponents to a .235 batting average... tossed two scoreless inning in his season debut on May 8 at Penn State... was the tough-luck losing pitcher at Baylor on May 14 after allowing just one run on three hits with four strikeouts in three innings of work... fanned six in 41/3 innings of work against Kansas State (May 20)... was touched for four runs on four hits in four innings against Oklahoma State (May 26) in the Big 12 Championships... started TCU's NCAA Regional opener against Oral Roberts on June 3... pitched five shutout innings with two hits, a walk and four strikeouts to earn his lone win of the season... allowed five runs (three earned) on six hits with four strikeouts in 5 2/3 innings at Texas A&M (June 11)... tossed a season-long 6 1/3 innings against Coastal Carolina in the College World Series (June 24).

2015 (Sophomore)

Earned a spot in the starting rotation and made 14 starts as part of 16 appearances on the year... led all starters with a 1.89 ERA and ranked fourth in the Big 12... team posted a 10-4 record in games he started and a 2-0 record as a reliever... posted six quality starts on the season and had three starts of 7+ innings... ranked third on the team with 77 strikeouts... held opponents to a .184 batting average against... combined on four shutouts... first appearance of the year came out of the bullpen in the season-opener against Southern Illinois on Feb. 13... allowed two hits and struck out a batter in two innings... turned in six scoreless innings of work in his first start of the season against UT Arlington (Feb. 17)... allowed just four hits, walked one and struck out five... kept scoreless streak going on Feb. 25 with seven scoreless innings against Texas Southern... struck out a career-high 11 and gave up just two hits... retired all three batters he faced in a predetermined start against Rice on March 3 to improve to 2-0... made his debut in the weekend rotation on March 6 at USC... was touched for three runs (two earned) on six hits and struck out seven in 5 2/3 innings... improved to 3-0 on the season on March 13 against Baylor... allowed a run on four hits and struck out six in seven innings... picked



up a no-decision vs. Oklahoma State on March 20 after allowing three runs (one earned) in five innings against the Cowboys... tallied his fourth win of the season after giving up just a run on four hits in six innings against Wichita State (March 27)... threw six scoreless innings and struck out five at Texas Tech on April 2... suffered his first defeat of the season at Kansas State on April 10... bounced back with five scoreless innings against Santa Clara (April 18)... was tagged with his second loss of the season after giving up four runs (two earned) at Dallas Baptist on April 29... improved to 7-2 after giving up just two unearned runs in five 5 2/3 innings against Abilene Christian on May 12... threw seven scoreless innings to improve to 8-2 against Sacred Heart in the NCAA Fort Worth Regional opening win... was the winning pitcher in TCU's 16-inning victory over Texas A&M, clinching the NCAA Fort Worth Super Regional... struck out six and allowed just two base runners in four innings against the Aggies on June 8... started the Frogs' elimination game against LSU on June 18... got a no-decision after allowing three runs on four hits in 3 1/3 innings.

2014 (Redshirt Freshman)

Missed the majority of the season with an injury... made his collegiate debut on May 21 against Baylor in the Phillips 66 Big 12 Championships... was touched for four runs on five hits in 1/3 of an inning... named the TCU Fellowship of Christian Athletes Bob Lilly Athlete of the Year.

2013 (True Freshman)

Forced to redshirt after an injury in the fall... was ranked by Baseball America as the No. 37 freshman in college.

High School

Drafted in the 39th round of the 2012 Major League Baseball draft by the Houston Astros... ranked by Baseball America as the 52nd best prospect in the 2012 draft... was a three-year letterwinner at Houston Christian High School... teammates with current Horned Frog Brian Trieglaff... earned second team all-district honors as a junior... tabbed as a third-team preseason All-American by Baseball America prior to the start of his senior season... was first-team all-district and all-state as a senior... named a Perfect Game All-American... was a member of the 40-man 16U USA Baseball roster... was 4-5 with four complete games in 11 appearances as a senior... posted a 1.60 ERA and limited opponents to a .151 batting average... fanned 75 in 611/3 innings pitched.

Personal

Parents are John and Dawn... has a younger brother, Spencer, and a younger sister McKenna.

Traver's Career Stats

SEASON	ERA	W-L	GP-GS	CG	SH/CB	SAVES	IP	HITS	RUNS	ER	BB	SO	WP	HBP	BK	B/AVG.
2014	99.00	0-0	1-0	0	0/0	0	0.1	5	4	4	0	0	0	0	0	.833
2015	1.89	9-2	16-14	0	0/4	0	76.1	49	23	16	26	77	8	5	0	.184
2016	3.26	1-3	7-7	0	0/1	0	30.1	27	15	11	10	28	1	5	0	.235
TOTALS	2.61	10-5	24-21	0	0/5	0	107.0	81	42	31	36	105	9	10	0	.209

#33 MITCHELL TRAVER

TRAVER'S 2016 GAME-BY-GAME STATISTICS

Date	Opponent	W-L-SV	ERA	IP	H	R	ER	BB	SO	HP	BF
5/8	@ Penn State*	0-0-0	0.00	2.0	1	0	0	1	3	1	9
5/14	@ Baylor*	0-1-0	1.80	3.0	3	1	1	1	4	0	13
5/20	Kansas State*	0-1-0	1.93	4.1	8	1	1	1	6	1	23
5/26	vs.Oklahoma State*	0-1-0	3.38	4.0	4	4	3	2	3	1	19
6/3	Oral Roberts*	1-1-0	2.45	5.0	2	0	0	1	4	1	19
6/11	@ Texas A&M*	1-2-0	3.00	5.2	6	5	3	2	4	0	26
6/24	vs. Coastal Carolina*	1-3-0	3.26	6.1	3	4	3	2	4	1	25

TRAVER'S 2015 GAME-BY-GAME STATISTICS

Date	Opponent	W-L-SV	ERA	IP	H	R	ER	BB	SO	HP	BF
2/13	Southern Illinois	0-0-0	0.00	2.0	2	0	0	0	1	1	6
2/17	UT Arlington*	1-0-0	0.00	6.0	4	0	0	1	5	0	23
2/25	Texas Southern*	2-0-0	0.00	7.0	2	0	0	0	11	0	22
3/3	Rice*	2-0-0	0.00	1.0	0	0	0	0	0	1	3
3/6	@ USC*	2-0-0	0.83	5.2	6	3	2	1	7	0	24
3/13	Baylor*	3-0-0	0.94	7.0	4	1	1	1	6	0	23
3/20	Oklahoma State*	3-0-0	1.07	5.0	2	3	1	4	3	0	21
3/27	Wichita State*	4-0-0	1.13	6.0	4	1	1	3	5	2	26
4/2	@ Texas Tech*	5-0-0	0.99	6.0	5	0	0	0	4	0	23
4/10	@ Kansas State*	5-1-0	2.14	0.2	4	6	6	2	1	0	8
4/18	Santa Clara*	6-1-0	1.93	5.0	1	0	0	3	6	0	19
4/29	@ Dallas Baptist*	6-2-0	2.08	5.0	6	4	2	0	7	0	22
5/12	Abilene Christian	7-2-0	1.89	5.2	1	2	0	4	3	2	24
5/29	Sacred Heart*	8-2-0	1.70	7.0	4	0	0	3	7	0	27
6/8	Texas A&M	9-2-0	1.60	4.0	0	0	0	2	6	0	14
6/18	vs. LSU*	9-2-0	1.89	3.1	4	3	3	2	4	0	16

TRAVER'S 2014 GAME-BY-GAME STATISTICS

Date	Opponent	W-L-SV	ERA	IP	H	R	ER	BB	SO	HP	BF
2/21	vs. Baylor	0-0-0	99.00	0.1	5	4	4	0	0	0	6

Traver's Career Highs

IP	7.0, 3x last vs. Sacred Heart 5/29/15
Hits	8 vs. Kansas State 5/20/16
Runs	6 @ Kansas State 4/10/15
ER	6 @ Kansas State 4/10/15
BB	4, 2x last vs. Abilene Christian 5/12/15
K	11 vs. Texas Southern 2/25/15





AUSTEN WADE
8 OUTFIELD
 6-1 • 185 • L/L • JR
 MIDLAND, TEXAS
 MIDLAND HS

Career Honors

- 2016 Honorable Mention All-Big 12 Conference
- 2016 NCAA Fort Worth All-Regional team
- 2016 First-team Academic All-Big 12

2016 (Sophomore)

Started 58 games as part of 64 appearances on the season... all 58 starts came in right field... made five appearances as a pinch hitter and one as a defensive replacement... recorded a base hit in 37 games and reached base safely in 50 contests... tallied 62 hits en route to posting a .286 batting average... collected 11 doubles, one triple and one home run while driving in 27 runs... tied the school record with a Big 12-leading 57 walks... drew multiple walks in a game 16 times... his 13 stolen bases ranked seventh in the Big 12 as did his .434 on-base percentage... tallied 19 multi-hit games and seven multi-RBI contests... made first start of the season on Feb. 27 against Rice... went 1-for-2 in the contest with a walk and a stolen base... made two straight appearances as a pinch hitter vs. Houston (Feb. 28) and against UT Rio Grande Valley (March 1)... moved into the starting lineup full time March 4 against Gonzaga... went 3-for-10 with two runs scored and two doubles in the series against the Bulldogs... was 2-for-3 with a double and an RBI in the series-opener against USC on March 11... game started a streak of 22 straight in which he reached base... hit safely in 18 of the 22 games... had a monster series against West Virginia (March 18-20)... went 7-for-12 (.583) with two doubles and three RBIs... had an RBI-double as part of a two-hit game in the series finale at Texas (March 26)... drove in two runs and walked twice at UT Arlington on March 29... drew five walks, notched two hits and drove in two runs at Wichita State (April 1-3)... put together a solid series at Kansas (April 8-10)... hit .538 (7-for-13) with two doubles and an RBI... went 3-for-4 with four runs scored in the opener against Oklahoma (April 16)... hit first career home run as part of a three-hit game against the Sooners on April 17... walked four times and scored three runs in TCU's win at Oklahoma State on April 23... was 2-for-6 with a double and three RBIs in a win over Texas Tech on April 30... went 1-for-2 with two walks in the series finale against the Red Raiders (May 1)... had two hits in the series-opener at Penn State (May 7)... started two of three games at Baylor (May 13-15)... had two hits and drove in two in the series finale against the Bears (May 15)... tallied six hits in



the Big 12 Championships (May 25-29)... was 2-for-3 with a double and two runs scored in the championship opener vs. Baylor... drove in two runs with two hits in the win over Oklahoma State (May 26)... went 1-for-3 with two runs scored and an RBI in the championship game against West Virginia (May 29)... collected five hits and drove in three runs in the NCAA Fort Worth Regional... had two hits and walked twice while driving in two in the Regional championship game against Arizona State (June 5)... drew a bases-loaded walk to drive in the eventual game-winning run in the seventh inning of game three against Texas A&M in the NCAA College Station Super Regional (June 12)... collected three hits in the College World Series.

2015 (Freshman)

Appeared in 11 games and made two starts in his first season on campus... made eight appearances as a pinch hitter and one as a defensive replacement... was 0-for-2 as a pinch hitter with five walks... drew nine walks and posted an on-base percentage of .550... reached base safely in seven of 10 games in which he registered a plate appearance... made his collegiate debut on Feb. 14 as a pinch hitter against Southern Illinois... was 1-for-1 with two walks and scored three runs... started in left field against UT Pan American on March 18... was 1-for-3 with two walks and two runs scored... walked and scored a run against Wichita State on March 27... started as the designated hitter at Oklahoma on May 16.

High School

Was a four-year letterwinner at Midland High School... named a Perfect Game second-team all-regional performer as a senior... earned first-team all-district honors as a sophomore and senior... named second-team all-district as a junior... was an academic letterman for four years... selected to the academic all-state team as a senior... hit .328 as a sophomore, .312 as a junior and .405 as a senior... also a Team Texas member in 2012 and 2014... played select baseball for D-Bat... earned a spot on the 2013 Perfect Game World Championship all-tourney squad... graduated eighth out of a class of over 550 students.

Personal

Parents are Dan and Andrea... has a younger brother, Dylan.



#8 AUSTEN WADE

WADE'S 2016 GAME-BY-GAME STATISTICS

Date	Opponent	Avg.	AB	R	H	2B	3B	HR	RBI	BB	K
2/21	Loyola Marymount	.000	1	0	0	0	0	0	0	0	0
2/24	Arkansas-Pine Bluff	.000	0	0	0	1	0	0	0	0	0
2/27	vs. Rice*	.333	2	1	1	0	0	0	0	1	1
2/28	vs. Houston	.250	1	0	0	0	0	0	0	0	1
3/1	UT Rio Grande Valley	.200	1	0	0	0	0	0	0	0	1
3/4	Gonzaga*	.125	3	0	0	0	0	0	0	0	1
3/5	Gonzaga*	.182	3	0	1	0	0	0	0	1	1
3/6	Gonzaga*	.267	4	2	2	0	2	0	0	1	0
3/8	UT Arlington*	.222	3	0	0	0	0	0	0	0	0
3/11	USC*	.286	3	1	2	1	1	0	0	0	0
3/12	USC*	.292	3	2	1	0	0	0	0	2	0
3/13	USC*	.269	2	1	0	0	0	0	0	2	0
3/15	@ Rice*	.276	3	0	1	0	0	0	0	2	0
3/18	West Virginia*	.303	4	1	2	1	1	0	0	1	2
3/19	West Virginia*	.316	5	0	2	2	1	0	0	0	0
3/20	West Virginia*	.366	3	1	3	0	0	0	0	1	0
3/22	Abilene Christian*	.378	4	0	2	0	1	0	0	0	0
3/24	@ Texas*	.362	2	1	0	0	0	0	0	2	0
3/25	@ Texas*	.340	3	0	0	0	0	0	0	1	1
3/26	@ Texas*	.352	4	1	2	1	1	0	0	1	1
3/29	@ UT Arlington*	.339	5	2	1	2	0	0	0	2	0
4/1	@ Wichita State*	.333	4	0	1	0	0	0	0	0	1
4/2	@ Wichita State*	.318	3	1	0	1	0	0	0	3	2
4/3	@ Wichita State*	.319	3	2	1	1	0	0	0	2	0
4/6	UT Arlington*	.315	4	1	1	0	0	0	0	0	0
4/8	@ Kansas*	.321	5	1	2	0	0	0	0	0	2
4/9	@ Kansas*	.321	3	2	1	1	0	0	0	2	0
4/10	@ Kansas*	.349	5	2	4	0	2	0	0	1	0
4/12	Dallas Baptist*	.344	4	0	1	0	0	0	0	0	1
4/15	Oklahoma*	.362	4	4	3	1	0	0	0	1	0
4/16	Oklahoma*	.381	3	3	3	2	0	0	1	1	0
4/16	Oklahoma*	.366	4	0	0	0	0	0	0	0	1
4/22	@ Oklahoma State*	.356	3	0	0	0	0	0	0	0	2

WADE'S 2016 GAME-BY-GAME STATISTICS

Date	Opponent	Avg.	AB	R	H	2B	3B	HR	RBI	BB	K
4/23	@ Oklahoma State*	.358	2	3	1	0	0	0	0	4	0
4/24	@ Oklahoma State*	.345	4	0	0	0	0	0	0	1	2
4/26	@ Dallas Baptist*	.336	3	0	0	0	0	0	0	0	1
4/29	Texas Tech*	.325	4	0	0	0	0	0	0	0	0
4/30	Texas Tech*	.325	6	0	2	3	1	0	0	0	2
5/1	Texas Tech*	.328	2	0	1	0	0	0	0	2	0
5/7	@ Penn State*	.331	5	2	2	0	0	0	0	0	0
5/7	@ Penn State*	.321	4	0	0	0	0	0	0	1	1
5/8	@ Penn State*	.321	6	0	2	0	0	0	0	0	0
5/13	@ Baylor*	.312	4	1	0	0	0	0	0	1	1
5/14	@ Baylor	.308	2	0	0	0	0	0	0	0	1
5/15	@ Baylor*	.315	3	0	2	2	0	0	0	2	0
5/17	Stephen F. Austin*	.307	4	0	0	0	0	0	0	0	0
5/19	Kansas State	.312	1	0	1	0	0	0	0	0	0
5/20	Kansas State*	.306	3	0	0	0	0	0	0	1	2
5/21	Kansas State*	.298	4	1	0	0	0	0	0	1	0
5/25	vs. Baylor*	.305	3	2	2	0	1	0	0	2	0
5/26	vs. Oklahoma State*	.306	6	1	2	2	0	0	0	0	2
5/28	vs. Texas*	.305	4	1	1	0	0	0	0	0	1
5/28	vs. Texas*	.298	4	1	0	0	0	0	0	1	1
5/29	vs. West Virginia*	.298	3	2	1	1	0	0	0	3	1
6/3	Oral Roberts*	.299	3	2	1	1	0	0	0	2	0
6/4	Gonzaga*	.302	5	2	2	0	0	1	0	0	2
6/5	Arizona State*	.307	3	1	2	2	0	0	0	2	0
6/10	@ Texas A&M*	.299	5	0	0	0	0	0	0	0	1
6/11	@ Texas A&M*	.295	3	1	0	0	0	0	0	1	1
6/12	@ Texas A&M*	.292	2	0	0	1	0	0	0	3	0
6/19	vs. Texas Tech*	.291	4	1	1	0	0	0	0	1	2
6/21	vs. Coastal Carolina*	.290	4	0	1	1	0	0	0	1	1
6/24	vs. Coastal Carolina*	.286	3	0	0	0	0	0	0	1	0
6/25	vs. Coastal Carolina*	.286	4	0	1	0	0	0	0	0	1

WADE'S 2015 GAME-BY-GAME STATISTICS

Date	Opponent	Avg.	AB	R	H	2B	3B	HR	RBI	BB	K
2/14	Southern Illinois	1.000	1	3	1	0	0	0	0	2	0
2/15	Southern Illinois	1.000	0	0	0	0	0	0	0	1	0
2/25	Texas Southern	.500	1	0	0	0	0	0	0	0	0
3/6	@ USC	.333	1	0	0	0	0	0	0	1	1
3/15	Baylor	.333	0	0	0	0	0	0	0	1	0
3/18	UT Pan American*	.333	3	2	1	0	0	0	0	2	0
3/24	Oklahoma*	.333	0	0	0	0	0	0	0	0	0
3/27	Wichita State	.333	0	1	0	0	0	0	0	1	0
4/11	@ Kansas State	.286	1	0	0	0	0	0	0	0	0
5/16	@ Oklahoma	.222	2	0	0	0	0	0	0	1	2
5/21	vs. Texas Tech	.182	2	0	0	0	0	0	0	0	0

Wade's Career Highs

AB6, 2x last vs. Oklahoma State 5/26/16
Hits4 @ Kansas 4/108/16
Runs4 vs. Oklahoma 4/15/16
RBI's3 vs. Texas Tech 4/30/16
HR1 vs. Oklahoma 4/16/16
SB2 vs. Abilene Christian 3/22/16

Wade's Career Stats

SEASON	Avg.	GP-GS	AB	RUNS	HITS	2B	3B	HR	RBI	SLG%	BB	HBP	SO	OB%	SB-A	SF	SH	FLD
2015	.182	11-2	11	6	2	0	0	0	0	.182	9	0	3	.550	0-0	0	0	1.000
2016	.286	64-58	217	50	62	11	1	1	27	.359	57	2	41	.434	13-16	3	1	.984
TOTALS	.281	75-60	228	56	64	11	1	1	27	.351	66	2	44	.441	13-16	3	1	.984



CONNOR WANHANEN
16 FIRST BASE/OUTFIELD
 6-2 • 195 • L/R • JR
 FLOWER MOUND, TEXAS
 FLOWER MOUND HS

Career Honors:

- 2016 1st-team Academic All-Big 12
- 2015 All-College World Series Team
- 2015 Big 12 Freshman of the Year
- 2015 1st-team All-Big 12 Conference
- 2015 Big 12 All-Freshmen Team
- 2015 Baseball America, Perfect Game
- 2015 Louisville Slugger Freshmen All-American
- Big 12 Newcomer of the Week (April 20, 2015)

2016 (Sophomore)

Started 53 games as part of 55 appearances on the season... appeared in two games as a pinch hitter... made 49 starts at first base and four in right field... tallied a hit in 34 games and reached base safely in 42... posted five multi-hit games and five multiple-RBI contests... had seven doubles and two triples as part of 43 hits on the season... 9-for-10 in stolen base attempts... tallied 39 runs scored... was second on the team with seven HBPs... opened the season with a six-game hitting streak... tallied three hits in the series against Loyola Marymount (Feb. 19-21)... went 3-for-4 with a run scored and a double in TCU's win over La.-Lafayette (Feb. 26)... was 2-for-4 with two runs scored against UT Rio Grande Valley (March 1)... went 4-for-11 (.364) with six runs scored and a triple in the series against Gonzaga (March 4-6)... missed six games with an injury from March 12-March 21... returned to the starting lineup on March 22 against Abilene Christian... collected two hits in the series at Texas (March 24-26)... doubled twice and drove in two runs as part of a three-hit game at UT Arlington (March 29)... hit safely in all three games at Wichita State (April 1-3)... scored three runs and drove in two in the series at Kansas (April 8-10)... picked up an RBI in both games of a doubleheader against Oklahoma (April 16)... collected three RBIs in the series at Oklahoma State (April 22-24)... had three RBI in the win over Texas Tech (April 30)... went 4-for-4 with a double and an RBI in the series opener at Baylor (May 13)... collected three RBIs in the series sweep of Kansas State (May 19-21)... had two RBIs in the win over Oklahoma State at the Big 12 Championships (May 26)... came off the bench and collected a pinch-hit single against Gonzaga in the NCAA Fort Worth Regional on June 4... started all three games of the NCAA College Station Super Regional at Texas A&M (June 10-12)... appeared in two games in the College World Series.

2015 (Freshman)

Made 56 starts as part of 57 appearances... 50 of his starts came as the designated hitter, while the other six came in left field... recorded a base hit in 39 games and reached base safely in 50... ranked second on the team with 22 multi-hit games and tied for the team lead with 13 multiple-RBI contests... was 1-for-1 as a pinch hitter with two RBIs... his .329 season batting average was second on the team and



ninth in the Big 12... collected 71 hits on the season, a mark that also ranked ninth in the Big 12... tied for third on the team with 40 RBIs, a mark that ranked sixth in the Big 12... his .450 on-base percentage was fourth in the Big 12... was successful on 11 of 15 stolen base attempts... first collegiate appearance was a pinch hitter on opening day against Southern Illinois (Feb. 13)... had a pinch-hit two-run single for his first collegiate single... went 4-for-11 against the Salukis with five RBIs the first weekend of the season... commenced a torrid 10-game hitting streak on March 13 against Baylor with a 1-for-4 day at the plate... hit .548 (23-for-42) during the streak with 11 RBIs and 10 runs scored... was 3-for-4 with two RBIs in the series finale against Baylor on March 15... went 2-for-5 with an RBI on March 17 against UT Pan American... had six hits in two games played vs. Oklahoma State March 20-21... hit his first career double on March 21 vs. the Cowboys... was 4-for-4 in Game 2 of the series against Wichita State on March 28... was 2-for-3 with two RBIs and two runs scored in the series finale against the Shockers on March 29... drove in a career-high three runs with three hits, including a triple, in the series opener at Texas Tech (April 2)... after a three-game hitless streak, went 2-for-4 against Dallas Baptist on April 7 to kick-start a nine-game hitting streak... was 16-for-34 (.471) during the streak with seven RBIs... had five hits in the series at Kansas State (April 10-12)... doubled and drove in two runs as part of a two-hit game at UT Arlington on April 14... collected five hits and drove in three runs in the series against Santa Clara (April 18-19)... went through a 19-game slump that saw him hit just .203 (15-for-74) from April 25-June 1... was a big part of TCU's Game 2 win over Texas on April 25 with four hits and two RBIs... went 3-for-5 with two RBIs in an elimination game against Stony Brook in the NCAA Fort Worth Regional... had four hits in the NCAA Super Regional against Texas A&M (June 6-8)... first career home run came in the decisive Game 3 against the Aggies... it was a two-run shot that gave TCU a 4-1 lead late in the game... hit safely in all four games of the College World Series... was 3-for-4 with three RBIs in the Frogs' CWS opening win over LSU on June 14... had a single hit in the final three games of the season... closed the season on a seven-game hitting streak.

High School

Lettered three seasons at Flower Mound High School... earned first-team all-district honors as a sophomore after hitting .305... named District MVP and county MVP as a junior... tabbed a first-team all-area and all-state performer as a junior and senior... selected as the District Offensive Player of the Year as a senior... helped lead his high school to the Texas 5A state championship... named MVP of the state championship... hit .454 as a junior and .452 as a senior.

Personal

Parents are Kathleen and Ronald... has a younger sister, Kellie.

#16 CONNOR WANHANEN

WANHANEN'S 2016 GAME-BY-GAME STATISTICS

Date	Opponent	Avg.	AB	R	H	2B	3B	HR	RBI	BB	K
2/19	Loyala Marymount*	.200	5	0	1	0	0	0	0	0	2
2/20	Loyala Marymount*	.250	3	1	1	0	0	0	0	1	1
2/21	Loyala Marymount*	.231	5	1	1	0	0	1	0	0	1
2/24	Arkansas-Pine Bluff*	.235	4	2	1	0	0	0	0	0	0
2/26	vs. La.-Lafayette*	.333	4	1	3	1	0	0	0	0	1
2/27	vs. Rice*	.320	4	1	1	1	0	0	0	0	2
2/28	vs. Houston*	.267	5	2	0	1	0	0	0	0	2
3/1	UT Rio Grande Valley*	.294	4	2	2	0	0	0	0	1	0
3/4	Gonzaga*	.289	4	1	1	0	0	1	0	0	1
3/5	Gonzaga*	.286	4	2	1	0	0	0	0	1	1
3/6	Gonzaga*	.311	3	3	2	0	0	0	0	0	0
3/8	UT Arlington*	.312	3	1	1	0	0	0	0	1	0
3/11	USC*	.306	1	0	0	0	0	0	0	0	0
3/22	Abilene Christian*	.283	4	1	0	0	0	0	0	0	1
3/24	@ Texas*	.281	4	1	1	0	0	0	0	0	0
3/25	@ Texas*	.267	3	0	0	0	0	0	0	0	1
3/26	@ Texas*	.262	5	2	1	0	0	0	0	0	1
3/29	@ UT Arlington*	.290	4	1	3	2	2	0	0	0	0
4/1	@ Wichita State*	.288	4	0	1	0	0	0	0	0	1
4/2	@ Wichita State*	.286	4	1	1	1	0	0	0	0	1
4/3	@ Wichita State*	.287	3	1	1	0	0	0	0	1	0
4/6	UT Arlington*	.289	3	1	1	0	0	0	0	0	0
4/8	@ Kansas*	.276	4	0	0	1	0	0	0	0	2
4/9	@ Kansas*	.281	2	1	1	1	1	0	0	2	0
4/10	@ Kansas*	.280	4	2	1	1	0	0	0	2	1
4/12	Dallas Baptist*	.268	4	0	0	0	0	0	0	0	1
4/15	Oklahoma*	.267	4	1	1	0	0	0	0	0	1
4/16	Oklahoma*	.262	2	0	0	1	0	0	0	1	0

WANHANEN'S 2016 GAME-BY-GAME STATISTICS

Date	Opponent	Avg.	AB	R	H	2B	3B	HR	RBI	BB	K
4/16	Oklahoma*	.267	2	0	1	1	0	0	0	1	0
4/22	@ Oklahoma State*	.271	2	0	1	0	0	0	0	0	1
4/23	@ Oklahoma State*	.266	2	1	0	1	0	0	0	1	1
4/24	@ Oklahoma State*	.265	4	1	1	2	0	0	0	1	0
4/26	@ Dallas Baptist*	.267	3	0	1	0	0	0	0	0	0
4/29	Texas Tech*	.267	4	1	1	0	1	0	0	0	0
4/30	Texas Tech*	.266	4	1	1	3	1	0	0	0	1
5/1	Texas Tech*	.260	3	0	0	0	0	0	0	1	1
5/7	@ Penn State*	.252	4	0	0	0	0	0	0	0	0
5/7	@ Penn State*	.252	4	1	1	0	0	0	0	0	0
5/8	@ Penn State*	.243	5	0	0	0	0	0	0	0	0
5/13	@ Baylor*	.264	4	0	4	1	1	0	0	0	0
5/14	@ Baylor*	.264	4	0	1	0	0	0	0	1	0
5/15	@ Baylor*	.260	2	1	0	0	0	0	0	1	0
5/19	Kansas State*	.255	3	0	0	0	0	0	0	1	1
5/20	Kansas State*	.250	3	0	0	1	0	0	0	0	1
5/21	Kansas State*	.252	3	0	1	2	0	0	0	1	0
5/25	vs. Baylor*	.247	3	0	0	0	0	0	0	0	0
5/26	vs. Oklahoma State*	.247	4	2	1	2	1	0	0	0	1
5/28	vs. Texas*	.243	3	0	0	0	0	0	0	0	0
6/4	Gonzaga	.247	1	0	1	0	0	0	0	0	0
6/5	Arizona State*	.243	3	1	0	0	0	0	0	1	0
6/10	@ Texas A&M*	.237	4	0	0	0	0	0	0	0	2
6/11	@ Texas A&M*	.239	3	0	1	0	0	0	0	0	0
6/12	@ Texas A&M*	.236	2	1	0	0	0	0	0	1	1
6/19	vs. Texas Tech	.235	1	0	0	0	0	0	0	0	0
6/24	vs. Coastal Carolina*	.231	3	0	0	0	0	0	0	0	1

Wanhanen's Career Highs

AB	6, 2x last vs. Texas A&M 6/8/15
Hits	4, 3x last @ Baylor 5/13/16
Runs	3 vs. Gonzaga 3/6/16
RBI s	3, 3x last @ Texas Tech 4/30/16
HR	1 vs. Texas A&M 6/8/15
SB	2, 2x last vs. Stony Brook 5/31/15

#16 CONNOR WANHANEN

WANHANEN'S 2015 GAME-BY-GAME STATISTICS

Date	Opponent	Avg.	AB	R	H	2B	3B	HR	RBI	BB	K
2/13	Southern Illinois	.500	2	0	1	0	0	0	2	0	0
2/14	Southern Illinois*	.375	6	1	2	0	0	0	1	0	1
2/15	Southern Illinois*	.364	3	2	1	0	0	0	2	0	1
2/17	UT Arlington*	.308	2	1	0	0	0	0	0	1	1
2/20	@ Arizona State*	.312	3	1	1	0	0	0	0	0	1
2/22	@ Arizona State*	.250	4	1	0	0	0	0	0	1	2
3/3	Rice*	.261	3	0	1	0	0	0	1	0	1
3/6	@ USC*	.280	2	0	1	0	0	0	0	1	0
3/8	vs. Vanderbilt*	.241	4	0	0	0	0	0	0	0	2
3/13	Baylor*	.242	4	0	1	0	0	0	0	0	0
3/15	Baylor*	.297	4	1	3	0	0	0	2	0	0
3/17	UT Pan American*	.310	5	1	2	0	0	0	1	0	0
3/20	Oklahoma State*	.348	4	2	3	0	0	0	0	0	0
3/21	Oklahoma State*	.380	4	1	3	1	0	0	2	1	0
3/24	Oklahoma*	.364	5	1	1	0	0	0	0	0	0
3/28	Wichita State*	.407	4	1	4	1	0	0	0	1	0
3/29	Wichita State*	.419	3	2	2	0	0	0	2	0	0
3/31	@ UT Arlington*	.409	4	0	1	0	1	0	1	0	0
4/2	@ Texas Tech*	.423	5	1	3	0	1	0	3	0	0
4/3	@ Texas Tech*	.400	4	0	0	0	0	0	0	0	1
4/4	@ Texas Tech*	.385	3	0	0	0	0	0	0	2	1
4/6	@ Abilene Christian*	.366	4	0	0	0	0	0	0	0	1
4/7	Dallas Baptist*	.372	4	1	2	0	0	0	0	0	0
4/10	@ Kansas State*	.378	4	0	2	0	0	0	1	1	0
4/11	@ Kansas State*	.376	3	0	1	0	0	0	0	0	0
4/12	@ Kansas State*	.381	4	0	2	0	0	0	0	0	0
4/14	@ UT Arlington*	.386	4	2	2	1	0	0	2	1	2
4/18	Santa Clara*	.394	3	1	2	0	0	0	0	1	0

WANHANEN'S 2015 GAME-BY-GAME STATISTICS

Date	Opponent	Avg.	AB	R	H	2B	3B	HR	RBI	BB	K
4/18	Santa Clara*	.402	3	1	2	1	1	0	2	1	1
4/19	Santa Clara*	.396	4	0	1	0	0	0	1	0	1
4/21	Incarnate Word*	.397	5	2	2	0	0	0	1	0	1
4/25	Texas*	.387	3	1	0	0	0	0	0	1	0
4/25	Texas*	.403	5	1	4	0	0	0	2	0	1
4/26	Texas*	.402	3	2	1	0	0	0	0	0	1
4/29	@ Dallas Baptist*	.389	4	0	0	0	0	0	0	0	1
5/1	@ West Virginia*	.393	4	1	2	0	0	0	1	1	0
5/2	@ West Virginia*	.384	3	0	0	0	0	0	0	0	2
5/3	@ West Virginia*	.378	5	0	1	0	0	0	1	0	0
5/8	Kansas*	.384	3	0	2	0	0	0	2	0	1
5/9	Kansas*	.373	4	0	0	0	0	0	0	1	0
5/12	Abilene Christian*	.364	4	0	0	0	0	0	0	0	0
5/14	@ Oklahoma*	.357	3	1	0	0	0	0	0	1	0
5/15	@ Oklahoma*	.346	5	1	0	0	0	0	0	0	1
5/20	vs. Baylor*	.347	5	1	2	0	0	0	1	0	1
5/21	vs. Texas Tech*	.339	4	0	0	0	0	0	0	0	0
5/29	Sacred Heart*	.333	3	1	0	0	0	0	1	1	0
5/30	NC State*	.328	3	0	0	0	0	0	0	0	1
5/31	Stony Brook*	.335	5	1	3	0	0	0	2	0	1
5/31	NC State*	.326	5	0	0	0	0	0	0	0	4
6/1	NC State*	.321	3	1	0	0	0	0	0	0	1
6/6	Texas A&M*	.320	4	2	1	0	0	0	1	1	1
6/7	Texas A&M*	.325	3	1	2	0	0	0	0	1	1
6/8	Texas A&M*	.320	6	1	1	0	0	1	2	2	3
6/14	vs. LSU*	.329	4	1	3	0	0	0	3	1	1
6/16	vs. Vanderbilt*	.329	3	0	1	0	0	0	0	1	1
6/18	vs. LSU*	.329	3	2	1	0	0	0	0	1	1
6/19	vs. Vanderbilt*	.329	3	1	1	0	0	0	0	1	1

Wanhanen's Career Stats

SEASON	Avg.	GP-GS	AB	RUNS	HITS	2B	3B	HR	RBI	SLG%	BB	HBP	SO	OB%	SB-A	SF	SH	FLD
2015	.329	57-56	216	42	71	4	3	1	40	.389	25	9	42	.420	11-15	0	1	1.000
2016	.231	55-53	186	39	43	7	2	0	23	.290	20	7	32	.327	9-10	1	1	.985
TOTALS	.284	112-109	402	81	114	11	5	1	63	.343	45	16	74	.377	20-25	1	2	.986





CAM WARNER
4 INFIELD
 6-2 • 188 • R/R • SR
CANBERRA, AUSTRALIA
HILL COLLEGE

Career Honors

- 2016 Big 12 Championships Big 12-All Tournament team
- 2016 NCAA Fort Worth All-Regional MVP
- 2016 2nd-Team All-Big 12 Conference

2016 (Junior)

Started 65 games as part of 66 appearances on the season... made one appearance as a pinch hitter on March 6 against Gonzaga... all 65 starts came at second base... ranked third in the Big 12 with 85 total hits on the season... tallied 17 doubles, one triple and six home runs on the season... 14 of his 43 RBIs on the season came with two outs... was successful in 10 of 13 stolen base attempts... ranked third on the team with 23 multi-hit games... tallied 10 multiple-RBI contests... reached base safely in 55 games and tallied a hit in 52... started two games against Loyola Marymount (Feb. 19-20)... notched his lone triple of the season against Arkansas-Pine Bluff on Feb. 24... drove in five runs and tallied three hits in the Shriner's Hospitals for Children College Classic Feb. 26-28... picked up an RBI in the La.-Lafayette (Feb. 26) game to start a string of four straight with an RBI... totaled seven RBIs in that stretch... hit first home run of the season, a two-run shot against UT Rio Grande Valley (March 1)... tallied three hits in the series against Gonzaga (March 4-6)... went 1-for-3 against UT Arlington on March 8 to start a 20-game hitting streak, the first for a TCU player since the 2011 campaign... went 4-for-12 with five RBIs and his second home run of the season vs. USC (March 11-13)... collected three RBIs in the series opener against West Virginia (March 18)... was 2-for-4 with an RBI in Game 2 against the Mountaineers (March 19)... had four hits in the series at Texas (March 24-26)... tallied a career-high four hits and scored three runs at UT Arlington on March 29... had two doubles as part of four hits in the Wichita State series (April 1-3)... hit a three-run home run against UT Arlington on April 6... doubled twice as part of three hits in the opener at Kansas (April 8)... picked up two more doubles after going 4-for-6 with two RBIs in the series finale against the Jayhawks (April 10)... hit safely in all three games against Oklahoma (April 15-16)... collected five



hits in the series at Oklahoma State (April 22-24)... went 4-for-5 with an RBI in the series opener at Penn State (May 7)... had three hits in the series finale against the Nittany Lions (May 9)... tallied three more hits in the series opener at Baylor (May 13)... broke a five-game hitless streak with an RBI single in the series finale against Kansas State (May 21)... recorded nine hits in the Big 12 Championships... had two hits each vs. Baylor (May 25) and Oklahoma State (May 26)... went 2-for-4 with two runs scored against Texas (May 28) to help the Frogs' to the championship game... doubled twice as part of three hits in the Big 12 Championship game vs. West Virginia (May 29)... homered twice and drove in six runs after going 5-for-16 (.313) in the NCAA Fort Worth Regional... hit a two-run home run in the sixth to give TCU breathing room against Oral Roberts in the Regional opener (June 3)... had two hits and drove in a run against Gonzaga (June 4)... was 3-for-6 with a double, a home run and three RBIs in the Regional Championship against Arizona State (June 5)... tallied three hits in the NCAA College Station Super Regional at Texas A&M (June 10-12)... hit the first home run in the 2016 College World Series... home run came as part of two hits in the opener against Texas Tech (June 19)... tallied two more hits in the CWS.

Previous School

Spent two seasons at Hill College... was a two-time all-conference performer... hit .332 as a freshman with seven home runs and 43 RBIs... improved as a sophomore, hitting .376 with 13 home runs and 53 RBIs... ranked by Baseball America as the 80th top prospect in the state of Texas.

High School

Played in the IBAF 18U World Championships as part of Team Australia.

Personal

Parents are Stephen and Jayne... has two brothers, Ben and Adam.

Warner's Career Stats

SEASON	Avg.	GP-GS	AB	RUNS	HITS	2B	3B	HR	RBI	SLG%	BB	HBP	SO	OB%	SB-A	SF	SH	FLD
2016	.300	66-65	283	47	85	17	1	6	43	.431	19	2	55	.346	10-13	2	0	.977
TOTALS	.300	66-65	283	47	85	17	1	6	43	.431	19	2	55	.346	10-13	2	0	.977



#4 CAM WARNER

WARNER'S 2016 GAME-BY-GAME STATISTICS

Date	Opponent	Avg.	AB	R	H	2B	3B	HR	RBI	BB	K
2/19	Loyola Marymount*	.000	5	0	0	0	0	0	0	0	1
2/20	Loyola Marymount*	.111	4	0	1	1	0	0	0	0	0
2/24	Arkansas-Pine Bluf*	.154	4	1	1	0	0	1	0	0	1
2/26	vs. La.-Lafayette*	.118	4	0	0	1	0	0	0	0	0
2/27	vs. Rice*	.200	3	2	2	2	0	0	0	1	0
2/28	vs. Houston*	.200	5	1	1	2	0	0	0	0	2
3/1	UT Rio Grande Valley*	.250	3	2	2	2	0	0	1	1	0
3/4	Gonzaga*	.250	4	0	1	0	0	0	0	0	3
3/5	Gonzaga*	.278	4	2	2	0	0	0	0	1	0
3/6	Gonzaga	.263	2	0	0	0	0	0	0	0	0
3/8	UT Arlington*	.268	3	0	1	0	0	0	0	1	0
3/11	USC*	.283	5	0	2	1	0	0	0	0	1
3/12	USC*	.280	4	2	1	2	0	0	1	2	1
3/13	USC*	.283	3	1	1	2	0	0	0	1	1
3/15	@ Rice*	.276	5	0	1	1	0	0	0	0	1
3/18	West Virginia*	.274	4	1	1	3	1	0	0	1	3
3/19	West Virginia*	.288	4	0	2	1	0	0	0	1	0
3/20	West Virginia*	.290	3	2	1	1	0	0	0	0	0
3/22	Abilene Christian*	.288	4	1	1	0	0	0	0	0	0
3/24	@ Texas*	.286	4	0	1	0	0	0	0	0	1
3/25	@ Texas*	.284	4	0	1	0	0	0	0	0	1
3/26	@ Texas*	.287	6	1	2	1	1	0	0	0	0
3/29	@ UT Arlington*	.312	6	3	4	1	0	0	0	0	1
4/1	@ Wichita State*	.320	4	0	2	0	0	0	0	0	1
4/2	@ Wichita State*	.314	5	2	1	1	1	0	0	1	1
4/3	@ Wichita State*	.308	5	1	1	1	1	0	0	0	1
4/6	UT Arlington*	.306	4	1	1	3	0	0	1	0	0
4/8	@ Kansas*	.319	5	0	3	0	2	0	0	0	2
4/9	@ Kansas*	.311	6	1	1	0	0	0	0	0	1
4/10	@ Kansas*	.328	6	1	4	2	2	0	0	0	0
4/12	Dallas Baptist*	.318	4	0	0	0	0	0	0	0	2
4/15	Oklahoma*	.314	5	1	1	1	1	0	0	0	1
4/16	Oklahoma*	.312	4	1	1	0	0	0	0	0	1

WARNER'S 2016 GAME-BY-GAME STATISTICS

Date	Opponent	Avg.	AB	R	H	2B	3B	HR	RBI	BB	K
4/16	Oklahoma*	.312	3	0	1	0	0	0	0	0	0
4/22	@ Oklahoma State*	.311	4	0	1	0	0	0	0	0	1
4/23	@ Oklahoma State*	.314	5	1	2	0	0	0	0	1	2
4/24	@ Oklahoma State*	.316	5	0	2	1	0	0	0	0	1
4/26	@ Dallas Baptist*	.319	2	1	1	0	1	0	0	1	1
4/29	Texas Tech*	.311	4	0	0	0	0	0	0	0	1
4/30	Texas Tech*	.308	5	1	1	1	0	0	0	1	2
5/1	Texas Tech*	.306	4	0	1	0	1	0	0	0	0
5/7	@ Penn State*	.320	5	1	4	1	0	0	0	0	0
5/7	@ Penn State*	.313	4	0	0	0	0	0	0	1	1
5/8	@ Penn State*	.323	4	2	3	0	0	0	0	1	1
5/13	@ Baylor*	.330	5	1	3	0	1	0	0	0	0
5/14	@ Baylor*	.323	4	0	0	0	0	0	0	0	1
5/15	@ Baylor*	.315	5	0	0	0	0	0	0	0	0
5/17	Stephen F. Austin*	.310	3	0	0	0	0	0	0	1	1
5/19	Kansas State*	.304	4	0	0	0	0	0	0	0	0
5/20	Kansas State*	.299	4	0	0	0	0	0	0	0	1
5/21	Kansas State*	.298	4	1	1	1	0	0	0	1	0
5/25	vs. Baylor*	.300	5	1	2	0	0	0	0	0	0
5/26	vs. Oklahoma State*	.304	4	0	2	0	1	0	0	0	2
5/28	vs. Texas*	.298	4	0	0	0	0	0	0	0	3
5/28	vs. Texas*	.302	4	2	2	0	0	0	0	1	0
5/29	vs. West Virginia*	.307	6	1	3	1	2	0	0	0	1
6/3	Oral Roberts*	.305	5	1	1	2	0	0	1	0	1
6/4	Gonzaga*	.306	5	1	2	1	0	0	0	0	0
6/5	Arizona State*	.307	6	1	2	3	1	0	1	0	1
6/10	@ Texas A&M*	.310	4	2	2	0	1	0	0	1	1
6/11	@ Texas A&M*	.307	3	0	0	0	0	0	0	0	2
6/12	@ Texas A&M*	.306	4	0	1	1	0	0	0	0	3
6/19	vs. Texas Tech*	.307	5	1	2	1	0	0	1	0	0
6/21	vs. Coastal Carolina*	.302	5	0	0	1	0	0	0	0	0
6/24	vs. Coastal Carolina*	.301	4	0	1	0	0	0	0	0	1
6/25	vs. Coastal Carolina*	.300	4	2	1	0	0	0	0	0	0

Warner's Career Highs

AB	6, 6x last vs. Arizona State 6/5/16
Hits	4, 3x last @ Penn State 5/7/16
Runs	3 @ UT Arlington 3/29/16
RBI	3, 3x last vs. Arizona State 6/5/16
HR	1, 6x last vs. Texas Tech 6/19/16
SB	2, 2x last @ Penn State 5/7/16



JOSH WATSON
7 OUTFIELD
 5-11 • 195 • S/R • SO
ARLINGTON, TEXAS
MARTIN HS

Career Honors

- 2016 Louisville Slugger Freshman All-American
- 2016 Baseball America, Perfect Game and D1baseball.com 2nd-team Freshman All-American
- 2016 Big 12 All-Tournament team
- 2016 Honorable Mention All-Big 12

2016 (Freshman)

One of four Horned Frogs to play in and start all 67 games... every start came in left field... tied for the team lead and ranked third in the Big 12 with 11 home runs on the season... is the first freshman since the 2006 season to lead the team in home runs... ranked second in the Big 12 with a team-leading five triples... ranked eighth in the league and third on the team with 52 runs scored... totaled 68 hits on the season... drew 43 walks on the season en route to posting a .398 slugging percentage... collected 17 multi-hit games and 14 multiple-RBI contests... reached base safely in 56 games and tallied a hit in 47... tallied 44 RBIs on the year, 19 of which came with two outs... tripled as part of a three-hit game in his collegiate debut on Feb. 19 against Loyola Marymount... went 3-for-4 with a double, a triple and three RBIs against Arkansas-Pine Bluff (Feb. 24)... drove in a pair of runs against La.-Lafayette in the opening game of the Shriner's Hospitals for Children College Classic (Feb. 26)... connected on his first career home run vs. Houston at Minute Maid Park (Feb. 28)... had two hits and drove in three runs against the Cougars... hit his second home run of the season, a two-run shot, in game two against Gonzaga (March 5)... tallied two more hits and drove in two in the series finale against the Bulldogs (March 6)... homered in the series opener against USC (March 11)... tripled and homered in the series finale against the Trojans (March 13)... doubled twice against West Virginia (March 18)... had two hits and drove in two runs in the series at Texas (March 24-26)... hit fifth home run of the season and drove in two runs at UT Arlington (March 29)... game started a four-game streak in which he tallied nine RBIs... went 5-for-12 with five RBIs in the series sweep of Wichita State (April



1-3)... hit his sixth home run of the season as part of a three-hit contest in game two... had four hits and scored four runs in the final two games at Kansas (April 9-10)... hit his seventh home run of the season in the series finale against the Jay-hawks... went 4-for-9 in the sweep of Oklahoma (April 15-16)... connected on his eighth home run as part of a three-hit game in TCU's win at Oklahoma State (April 23)... tallied a career-high four RBIs in the game... hit safely in all three games vs. Texas Tech (April 29-May 1)... homered in back-to-back games at Penn State (May 7-8)... went 5-for-9 with two doubles and two RBIs in the series sweep of Kansas State (May 19-21)... homered and drove in three runs in the opening game of the Big 12 Championships vs. Baylor (May 25)... had two hits and drove in a run in the Big 12 Championship game vs. West Virginia (May 29)... hit safely in all three games of the NCAA Fort Worth Regional (June 3-5)... went 2-for-4 with two runs scored, including the eventual game-winner in the seventh inning, of the NCAA College Station Super Regional at Texas A&M (June 12)... hit safely in all four games of the College World Series.

High School

Earned four varsity letters at Martin High School... was a four-time, first-team all-district performer... earned Perfect Game Underclass Honorable Mention honors... named the 2015 Pro-Line Texas High School Baseball Player of the Year... was also a Perfect Game honorable mention All-American as a senior... participated in the 2015 THSAA All-Star game... played select ball for the DBat Mustangs... team won the 2014 Connie Mack World Series... also a standout in the classroom as a member of the National Honor Society... tabbed an academic all-star in both baseball and football... was a career .365 hitter with 30 doubles and 11 home runs.

Personal

Parents are Bradley and Wendy.

Watson's Career Stats

SEASON	Avg.	GP-GS	AB	RUNS	HITS	2B	3B	HR	RBI	SLG%	BB	HBP	SO	OB%	SB-A	SF	SH	FLD
2016	.280	67-67	243	52	68	12	5	11	44	.506	43	6	65	.398	12-15	3	1	.970
TOTALS	.280	67-67	243	52	68	12	5	11	44	.506	43	6	65	.398	12-15	3	1	.970



#7 JOSH WATSON

WATSON'S 2016 GAME-BY-GAME STATISTICS

Date	Opponent	Avg.	AB	R	H	2B	3B	HR	RBI	BB	K
2/19	Loyola Marymount*	.750	4	1	3	0	0	1	0	0	0
2/20	Loyola Marymount*	.429	3	0	0	0	0	0	0	0	0
2/21	Loyola Marymount*	.273	4	0	0	0	0	0	0	0	0
2/24	Arkansas-Pine Bluf*	.400	4	2	3	3	1	1	0	1	0
2/26	vs. La.-Lafayette*	.368	4	0	1	2	1	0	0	0	1
2/27	vs. Rice*	.333	2	1	0	0	0	0	0	1	1
2/28	vs. Houston*	.360	4	1	2	3	0	0	1	1	2
3/1	UT Rio Grande Valley*	.321	3	2	0	0	0	0	0	1	0
3/4	Gonzaga*	.281	4	0	0	0	0	0	0	0	2
3/5	Gonzaga*	.270	5	1	1	2	0	0	1	0	0
3/6	Gonzaga*	.300	3	1	2	2	0	0	0	0	0
3/8	UT Arlington*	.286	2	1	0	0	0	0	0	1	1
3/11	USC*	.289	3	2	1	1	0	0	1	1	0
3/12	USC*	.260	5	0	0	0	0	0	0	1	4
3/13	USC*	.278	4	1	2	1	0	1	1	1	1
3/15	@ Rice*	.281	3	2	1	0	0	0	0	2	0
3/18	West Virginia*	.295	4	1	2	1	2	0	0	1	2
3/19	West Virginia*	.281	3	1	0	0	0	0	0	1	3
3/20	West Virginia*	.275	5	1	1	1	0	0	0	0	1
3/22	Abilene Christian*	.260	4	0	0	0	0	0	0	0	2
3/24	@ Texas*	.263	3	0	1	0	1	0	0	1	1
3/25	@ Texas*	.250	4	0	0	0	0	0	0	0	1
3/26	@ Texas*	.250	4	0	1	2	0	0	0	0	1
3/29	@ UT Arlington*	.250	4	2	1	2	0	0	1	2	1
4/1	@ Wichita State*	.250	4	0	1	2	0	1	0	0	0
4/2	@ Wichita State*	.271	4	3	3	3	1	0	1	2	1
4/3	@ Wichita State*	.270	4	0	1	0	1	0	0	1	1
4/6	UT Arlington*	.269	4	0	1	0	0	0	0	0	2
4/8	@ Kansas*	.262	3	0	0	0	0	0	0	2	2
4/9	@ Kansas*	.270	4	1	2	0	0	0	0	1	1
4/10	@ Kansas*	.276	5	3	2	1	0	0	1	0	0
4/12	Dallas Baptist*	.267	4	0	0	0	0	0	0	0	2
4/15	Oklahoma*	.268	3	1	1	0	0	0	0	2	1
4/16	Oklahoma*	.278	3	1	2	0	0	0	0	1	0

WATSON'S 2016 GAME-BY-GAME STATISTICS

Date	Opponent	Avg.	AB	R	H	2B	3B	HR	RBI	BB	K
4/16	Oklahoma*	.279	3	1	1	0	0	0	0	0	0
4/22	@ Oklahoma State*	.273	3	0	0	0	0	0	0	0	1
4/23	@ Oklahoma State*	.285	5	1	3	4	0	0	1	0	2
4/24	@ Oklahoma State*	.279	3	1	0	0	0	0	0	0	2
4/26	@ Dallas Baptist*	.280	3	0	1	0	0	0	0	0	0
4/29	Texas Tech*	.279	4	0	1	0	0	0	0	0	1
4/30	Texas Tech*	.280	3	2	1	1	0	0	0	0	2
5/1	Texas Tech*	.281	3	0	1	0	0	0	0	0	1
5/1	@ Penn State*	.276	3	0	0	1	0	0	0	1	0
5/7	@ Penn State*	.277	3	1	1	2	0	0	1	0	0
5/8	@ Penn State*	.280	5	2	2	2	0	0	1	0	2
5/13	@ Baylor*	.275	3	0	0	1	0	0	0	0	0
5/14	@ Baylor*	.278	2	2	1	0	0	0	0	0	2
5/15	@ Baylor*	.277	4	0	1	0	0	0	0	0	0
5/17	Stephen F. Austin*	.273	3	0	0	0	0	0	0	0	1
5/19	Kansas State*	.278	4	1	2	0	1	0	0	0	0
5/20	Kansas State*	.286	2	1	2	0	1	0	0	1	0
5/21	Kansas State*	.286	3	2	1	2	0	0	0	1	1
5/25	vs. Baylor*	.293	3	1	2	3	0	0	1	2	1
5/26	vs. Oklahoma State*	.285	5	0	0	0	0	0	0	0	4
5/28	vs. Texas*	.284	4	0	1	0	0	1	0	0	1
5/28	vs. Texas*	.279	4	0	0	0	0	0	0	1	2
5/29	vs. West Virginia*	.280	6	2	2	1	1	0	0	0	3
6/3	Oral Roberts*	.281	3	0	1	0	0	0	0	2	1
6/4	Gonzaga*	.282	3	0	1	0	0	0	0	1	1
6/5	Arizona State*	.282	3	1	1	1	1	0	0	2	1
6/10	@ Texas A&M*	.277	4	1	0	0	0	0	0	1	0
6/11	@ Texas A&M*	.277	4	0	1	0	0	0	0	0	0
6/12	@ Texas A&M*	.281	4	2	2	0	0	0	0	0	0
6/19	vs. Texas Tech*	.279	5	0	1	0	0	0	0	0	1
6/21	vs. Coastal Carolina*	.280	3	1	1	0	0	0	0	1	1
6/24	vs. Coastal Carolina*	.280	3	0	1	0	1	0	0	0	0
6/25	vs. Coastal Carolina*	.280	4	1	1	0	0	0	0	0	0

Watson's Career Highs

AB 6 vs. West Virginia 5/29/16
Hits 3, 4x last @ Oklahoma State 4/23/16
Runs 3, 2x last @ Kansas 4/10/16
RBI 4 @ Oklahoma State 4/23/16
HR 1, 11x last vs. Baylor 5/25/16
SB 2 vs. Texas Tech 5/1/16



EVAN WILLIAMS
27 OUTFIELD
 6-0 • 175 • L/R • RS-SR
 MCKINNEY, TEXAS
 MCLENNAN COLLEGE

2016 (True Senior)

Forced to redshirt due to offseason injuries.

2015 (Junior)

Made three starts as part of 21 appearances on the season... all three starts came in left field... also made 10 appearances as a pinch hitter, six as a defensive replacement and two as a pinch runner... was 2-for-6 with a walk as a pinch hitter... tallied a base hit in seven of 17 games with a plate appearance and reached base safely in 10... led all bench players with a .350 batting average... tallied one double and collected two RBIs... made his TCU debut on Feb. 14 against Southern Illinois as a pinch hitter... recorded a base hit against the Salukies... drew a walk in his next two appearances against Southern Illinois (Feb. 15) and at Arizona State (Feb. 22)... first run scored proved to be the game-winner in the eighth inning at ASU... came off the bench as a defensive replacement against UT Pan American on March 18 and doubled in his only plate appearance... earned his first start of the season at Oklahoma on May 16... was 1-for-2 with a walk and an RBI in the game... also started against Texas Tech in the Big 12 Tournament on May 29 and in the NCAA Fort Worth Regional opening game against Sacred Heart... drove in a run against the Red Raiders and went 1-for-3 against Sacred Heart... came off the bench and



helped complete TCU's comeback against NC State in the NCAA Fort Worth Regional... singled and scored the game-winning run in the 10th inning against the Wolfpack to clinch the Regional for TCU... appeared in two games in the NCAA Fort Worth Super Regional against Texas A&M... was 1-for-1 in his only appearance in the College World Series against Vanderbilt on June 16.

McLennan College

Played two seasons at McLennan College... was a two-time first-team all-conference performer... played in the North Texas Junior College All-Star game.

High School

Was a three-year letterwinner at McKinney Boyd High School... earned first-team all-district honors as a sophomore, junior and senior... named offensive team MVP as a sophomore and junior... tabbed a 2012 Perfect Game All-Region honorable mention selection.

Personal

Parents are Debi and Gary... has a younger sister, Taylor.

Williams' Career Stats

SEASON	Avg.	GP-GS	AB	RUNS	HITS	2B	3B	HR	RBI	SLG%	BB	HBP	SO	OB%	SB-A	SF	SH	FLD
2015	.350	21-3	20	3	7	1	0	0	2	.400	3	1	3	.458	1-3	0	2	1.000
TOTALS	.350	21-3	20	3	7	1	0	0	2	.400	3	1	3	.458	1-3	0	2	1.000

#27 EVAN WILLIAMS


WILLIAMS' 2015 GAME-BY-GAME STATISTICS

Date	Opponent	Avg.	AB	R	H	2B	3B	HR	RBI	BB	K
2/14	Southern Illinois	1.000	1	0	1	0	0	0	0	0	0
2/15	Southern Illinois	1.000	0	0	0	0	0	0	0	1	0
2/22	@ Arizona State	1.000	0	1	0	0	0	0	0	1	0
2/25	Texas Southern	.500	1	0	0	0	0	0	0	0	0
3/15	Baylor	.333	1	0	0	0	0	0	0	0	0
3/18	UT Pan American	.500	1	1	1	1	0	0	0	0	0
3/20	Oklahoma State	.500	0	0	0	0	0	0	0	0	0
3/27	Wichita State	.333	2	0	0	0	0	0	0	0	1
3/29	Wichita State	.286	1	0	0	0	0	0	0	0	0
4/11	@ Kansas State	.375	1	0	1	0	0	0	0	0	0
4/12	@ Kansas State	.375	0	0	0	0	0	0	0	0	0
4/19	Santa Clara	.375	0	0	0	0	0	0	0	0	0
5/9	Kansas	.375	0	0	0	0	0	0	0	0	0
5/16	@ Oklahoma*	.400	2	0	1	0	0	0	1	1	0
5/20	vs. Baylor	.364	1	0	0	0	0	0	0	0	1
5/21	vs. Texas Tech*	.286	3	0	0	0	0	0	1	0	0
5/29	Sacred Heart*	.294	3	0	1	0	0	0	0	0	1
6/1	NC State	.333	1	1	1	0	0	0	0	0	0
6/7	Texas A&M	.333	0	0	0	0	0	0	0	0	0
6/8	Texas A&M	.316	1	0	0	0	0	0	0	0	0
6/16	vs. Vanderbilt	.350	1	0	1	0	0	0	0	0	0

Williams' Career Highs

AB	3, 2x last vs. Sacred Heart 5/29/15
Hits	1, 7x last vs. Vanderbilt 6/16/15
Runs	1, 4x last vs. Sacred Heart 5/29/15
RBI's	1, 2x last vs. Texas Tech 5/21/15
HR	N/A
SB	1 vs. Oklahoma State 3/20/15





SEAN WYMER
26 PITCHER
 6-1 • 190 • R/R • SO
FLOWER MOUND, TEXAS
FLOWER MOUND HS



2016 (Freshman)

Made two starts as part of 16 appearances on the mound... posted a 3-0 record to go along with 39 strikeouts in 32 2/3 innings pitched... team was 10-6 in games he pitched and 1-1 in games he started... held opponents scoreless in eight of 14 relief appearances... started his career with 10 shutout innings over six appearances... struck out two in his collegiate debut against Arkansas-Pine Bluff (Feb. 24)... turned in two shutout innings in appearances against USC (March 13), West Virginia (March 18) and at UT Arlington (March 29)... fanned five in the appearance against UTA... picked up his first career win in the West Virginia game... retired all three batters he faced at Wichita State (April 3)... tossed two scoreless innings and struck out five in his first career start April 6 vs. UT Arlington... made second start of the season at Kansas on April 10... returned to the bullpen and tossed three scoreless frames against Oklahoma on April 15 to earn his lone save of the season... tossed 2 1/3 scoreless innings against Texas Tech (May 1)... improved to 2-0 on the season with four shutout innings against Kansas State (May 19)... struck out a career-high six batters in the game... tallied win No. 3 vs. Baylor (May 25) in the Big 12 Championships... final appearance of the season was a two inning stint at Texas A&M in the NCAA Super Regional on June 11.

High School

Earned four varsity letters at Flower Mound High School... was the District 6-6A MVP as a senior... earned Perfect Game Honorable Mention All-American honors as a senior... participated in the 2015 THSAA All-Star game... named to USA Today's All-USA Texas team... was a member of the 2014 Texas Rangers Area Code team... tabbed a Perfect Game Underclass honorable mention All-American... ranked as the 81st top prospect in the state of Texas by Baseball America... played select baseball for D-Bat... helped his 17U team win the 18U Connie Mack World Series.

Personal

Parents are Andrew and Sylvia... has a brother, Michael.

WYMER'S 2016 GAME-BY-GAME STATISTICS


Date	Opponent	W-L-SV	ERA	IP	H	R	ER	BB	SO	HP	BF
2/24	Arkansas-Pine Bluff	0-0-0	0.00	1	0	0	0	1	2	0	4
3/13	USC	0-0-0	0.00	2	0	0	0	0	1	0	6
3/18	West Virginia	1-0-0	0.00	2	1	0	0	2	2	0	8
3/29	@ UT Arlington	1-0-0	0.00	2	0	0	0	0	5	0	6
4/3	@ Wichita State	1-0-0	0.00	1	0	0	0	0	1	0	3
4/6	UT Arlington*	1-0-0	0.00	2	4	0	0	0	5	0	9
4/10	@ Kansas*	1-0-0	1.64	1	2	2	2	1	0	1	7
4/15	Oklahoma	1-0-1	1.29	3	1	0	0	1	2	0	10
4/24	Oklahoma State	1-0-1	2.87	1.2	3	3	3	1	3	0	9
5/1	Texas Tech	1-0-1	2.50	2.1	2	0	0	2	1	0	11
5/8	@ Penn State	1-0-1	3.10	2.1	4	2	2	0	2	0	10
5/14	@ Baylor	1-0-1	3.18	2.1	4	3	1	1	2	0	13
5/19	Kansas State	2-0-1	2.70	4	0	0	0	0	6	0	12
5/25	vs. Baylor	3-0-1	3.30	3.1	7	3	3	3	5	0	19
5/29	vs. West Virginia	3-0-1	4.40	0.2	2	4	4	2	1	0	6
6/11	@ Texas A&M	3-0-1	4.68	2	2	2	2	1	1	0	9

Wymer's Career Highs

IP 4.0 vs. Kansas State 5/19/16
 Hits 7 vs. Baylor 5/25/16
 Runs 4 vs. West Virginia 5/29/16
 ER 4 vs. West Virginia 5/29/16
 BB 3 vs. Baylor 5/25/16
 K 6 vs. Kansas State 5/19/16

Wymer's Career Stats

SEASON	ERA	W-L	GP-GS	CG	SH/CB	SAVES	IP	HITS	RUNS	ER	BB	SO	WP	HBP	BK	B/AVG.
2016	4.68	3-0	16-2	0	0/0	1	32.2	32	19	17	15	39	2	1	0	.258
TOTALS	4.68	3-0	16-2	0	0/0	1	32.2	32	19	17	15	39	2	1	0	.258





AUSTIN BOYLES
37 PITCHER
 6-2 • 187 • R/R • RS-FR
 SPRING, TEXAS
 KLEIN COLLINS HS

2016 (True Freshman)

Coaches elected to redshirt him in his first season on campus... was part of the traveling squad most of the season.

High School

Was a three-time varsity letterwinner at Klein Collins... earned first-team all-district accolades as a junior and senior... named Texas Region Honorable Mention by Perfect Game... also named a Perfect Game Underclass Honorable Mention...



tabbed a second-team preseason All-American by Baseball America prior to his senior campaign... compiled a 20-4 record on the mound in his career... tallied 166 strikeouts over the course of his career.

Personal

Parents are Boyce and Trisha... has a sister, Ashley.



GAL COUGHLIN
20 PITCHER
 6-1 • 205 • S/R • FR
 LAKE FOREST, ILL.
 LAKE FOREST HS

High School

Earned three letters at Lake Forest High School... ranked as the No. 14 top prospect in the state of Illinois by Baseball America... named the Team MVP as a senior... was a 2016 Rawlings-Perfect Game 3rd-team All-American... first-team USA Today All-USA Illinois team... also earned all-area MVP as well as All-Area and All-Conference accolades as a senior... twice named a PG Underclass All-American... tabbed an All-Area performer as a junior... earned honorable mention All-Area honors as a sophomore... hit .431 with three home runs and 25 RBIs as a senior... posted a 2.31 ERA in 61 innings pitched with 93 strikeouts.

Personal

Parents are Rich and Colleen... has a sister, Cassidy and a brother, Cade... father, Rich, played baseball at Sam Houston State as well as in the Houston Astros organization... uncle, Mike, was a bullpen pitcher for the Chicago Cubs.



ALEC GREEL
30 PITCHER
 6-2 • 205 • R/R • FR
 WAKE FOREST, N.C.
 HOME SCHOOL

High School

Named a 2016 Rawlings-Perfect Game Honorable Mention All-American... also earned 2nd-team All-Atlantic... member of the Evoshield Canes 16U National Team... participated in the Perfect Game 16U World Series... selected to participate in the 2012 USA Baseball NTIS... played in the South Atlantic Border Battle... two-time Dirty Thirty selection given to players from North Carolina and South Carolina.

Personal

Parents are Craig and Marguerite... has a brother, Matthew.



JAKE EISSLER
24 PITCHER
 6-1 • 205 • R/R • FR

 LITTLETON, COLO.
 THUNDER RIDGE HS

High School

Earned three varsity letters at Thunder Ridge High School... ranked as the No. 12 top prospect in the state of Colorado by Baseball America... named a 2016 Rawlings-Perfect Game Honorable Mention All-American... earned first-team All-West Region honors... named the Colorado 5A Baseball Player of the Year as a senior... was a three-time academic All-State performer... participated in the USA Baseball NHSI tournament... named to the All-USA Colorado Baseball Team as a senior... tabbed a three-time All-State performer as both a pitcher and an infielder... twice honored as a Perfect Game Underclass All-American... produced a 1.28 ERA in 60.1 innings pitched with 81 strikeouts as a senior.

Personal

Parents are Charlie and Kim... is an only child.



HAYLEN GREEN
23 PITCHER
 5-11 • 180 • L/L • FR

 LUFKIN, TEXAS
 LUFKIN HS

High School

Won four letters at Lufkin High School... earned 2016 Rawlings-Perfect Game Honorable Mention All-American honors... also named 2nd-team Texas All-Region as a senior... named first-team all-district as a junior and senior.

Personal

Parents are Scott and Gina... has one brother, Tanner... father, Scott, played football at Southern Arkansas.



DION HENDERSON
43 PITCHER
 6-4 • 180 • L/L • FR

 DETROIT, MICH.
 OAK PARK HS

High School

Drafted in the 27th round of the 2016 MLB Draft by the Cincinnati Reds... ranked as the 13th top prospect in the state of Michigan by Baseball America... tabbed a 2nd-team 2016 Rawlings-Perfect Game All-American... also named first-team All-Central Region as a senior... three time Perfect Game Underclass All-American... took part in the USA Baseball 15U National Team Trials... earned All-Tournament recognition at the 15u PG WWBA National Championship... named All-Tournament at the 16u PG WWBA National Championship, the PG WWBA Florida Qualifier and the PG WWBA Underclass World Championship.

Personal

Mother is Kimberly... has two siblings, Devon and Dianne.



ZACH HUMPHREYS
12 CATCHER/INFIELD
 5-10 • 185 • R/R • FR

 DESOTO, TEXAS
 MIDLOTHIAN HS

High School

Earned four varsity letters at Midlothian High School... earned all-state honors as a catcher his senior year... named the DFW SportsDay Offensive Player of the Year as a senior... earned Perfect Game Preseason All-American and All-Region honors as a senior... named a earned all-state honors as a sophomore... participated in the 15U and 16U WWBA National Championships, earning all-tournament accolades in both... hit .515 with 38 walks as a senior.

Personal

Parents are Mike and Dawn... has two brothers, Alec and Nathan... father, Mike, played baseball at Texas Tech and professionally for four years with the San Diego Padres and New York Yankees... brother, Alec, played baseball at Texas Tech and Tarleton State.



AUSTIN INGRAHAM
38 OUTFIELD
 6-1 • 205 • R/R • JR

FORT WORTH, TEXAS
NORTH CENTRAL TEXAS

Previous School

Spent two seasons at North Central Texas College... ranked as the 29th best Junior College Prospect by Perfect Game... named to the Dean's List as a freshman.

High School

Was a three-year letterwinner at Fossil Ridge High School... was a three-time all-district performer... also earned a gold glove... hi .350 with five home runs as a senior.

Personal

Parents are Steve and Anna... has four siblings, Tyler, Brittany, Courtney and Hayden.



CHARLES KING
21 PITCHER
 6-5 • 215 • R/R • FR

COPPELL, TEXAS
COPPELL HS

High School

Earned four varsity letters at Coppell High School... named a first-team Louisville Slugger All-American as a senior... first team Perfect Game All-American as a senior... ranked as the 126th top prospect in the nation by Baseball America and ninth in the state of Texas... ranked as the 88th top draft prospect by D1Baseball.com... two-time Perfect Game Underclass All-American... earned all-state accolades as a senior... participated in the Area Coade games... tossed a no-hitter as a senior.

Personal

Parents are John and Kristal... has a sister, Sarah, who plays soccer at Baylor.



NICK LODOLO
12 PITCHER
 6-6 • 185 • L/L • FR

LAVERNE, CALIF.
DAMIEN HS

High School

Earned three letters at Damien High School... selected by the Pittsburgh Pirates with the 41st overall pick in the 2016 MLB Draft... was the highest unsigned draft pick in 2016... earned first-team Rawlings-Perfect Game All-American honors as a senior... also earned first-team All-California Region honors... ranked by Baseball America as the 13th best prospect in California and 78th nationally... ranked by D1Baseball.com as the 77th top prospect in the 2016 draft... selected to the 2015 Milwaukee Brewers Area Code team... ranked by Perfect Game as the No. 1 left-hander in California... earned All-Inland Valley Baseball Player of the Year as a senior... named first-team Max Preps All-State honors... also tabbed all-area... named the MVP of the San Gabriel Valley All-Star game... two-time Baseline league first-team selection.

Personal

Parents are Tom and Dana... has a brother, Chris, who sam at Concordia University-Irvine... cousin, Vinni, played tennis at Air Force.



TREY MORRIS
34 PITCHER
6-5 • 207 • R/R • FR
KATY, TEXAS
TAYLER HS

High School

Earned three letters at Taylor High School... drafted in the 40th round by the Philadelphia Phillies in the 2016 MLB Draft... earned honorable mention Perfect Game Rawlings All-American honors as a senior... named first-team All-Region accolades... two-time Perfect Game Underclass All-American... ranked as the 30th top prospect in the draft by Baseball America... earned all-district accolades.

Personal

Parents are James and Holley... has a brother, Tyler.



BRYAN STURGES
35 UTILITY
5-10 • 200 • R/R • FR
KATY, TEXAS
SEVEN LAKES HS

High School

Earned four varsity letters at Seven Lakes High School... selected as a 2016 Rawlings-Perfect Game Honorable Mention All-American... earned second-team Texas All-Region accolades... named first-team all-district as a junior and senior... earned honorable mention all-district as a sophomore... named second-team all-Greater Houston as a junior... also tabbed All-State honorable mention as a junior.

Personal

Parents are Arthur and Jill... has three siblings, Articha, Arianna and Brock.



HEAD COACH JIM SCHLOSSNAGLE

Career: 642-301 (.681); 15 Seasons

#22 @ TCU: 565-254 (.690); 13 Seasons

On July 9, 2003, a new era in TCU baseball began as Jim Schlossnagle became just the program's ninth coach since 1940.

The outstanding work Schlossnagle has done since his arrival was rewarded in the summer of 2016 as the head coach inked a contract extension for the foreseeable future.

"Jim Schlossnagle defines what TCU is about," TCU director of intercollegiate athletics Chris Del Conte said. "He has done a phenomenal job in representing our institution and making our baseball program an important part of the Fort Worth community. While his success on the diamond speaks for itself, Jim has been the ultimate team player. He has the big picture in mind for TCU and Fort Worth. His

honor of being selected as Team USA's coach in 2013 shows the respect level he has nationally. We are very excited to know we have Coach Schlossnagle guiding our baseball program for many more years to come.

"Everything about Jim is first class. He simply does things the right way."

Schlossnagle became TCU's all-time winningest coach with a 5-0 win over Loyola Marymount on Feb. 21, 2016 surpassing the legendary TCU head coach Lance Brown. Over the course of his 13 seasons at the helm, he has posted the top 12 win totals in school history. He is 565-254 (.689) as the head coach at TCU and 642-301 (.680) in 15 years as a head coach.

"I am continually thankful to Mr. (Chris) Del Conte and Chancellor (Victor) Boschini for not only giving me the opportunity to be at TCU, but for their continued commitment to our baseball program and its student-athletes," Schlossnagle said. "It is very rare in my profession to find the perfect combination of a university that is committed to excellence across the board, a city that, for me, is the best place to live in our country and a fan base and support group that has allowed our program to become extremely relevant in the community.

"My family and I love TCU and Fort Worth and look forward to continuing to grow this program."

During his tenure at TCU, Schlossnagle has raised the program to new heights. His efforts have not gone unnoticed at the national level and in the fall of 2012 USA Baseball tabbed him the 2013 Collegiate National Team head coach. It marked his second stint with the national team as he served as an assistant coach in 2006. Twice he has been named the national coach of the year, earning the honor from the NCBWA in 2010, as well as being selected by Baseball America as the 2016 National Coach of the Year.

The vision Schlossnagle had when he was hired at TCU in the summer of the 2003 has come to fruition in two of the last three seasons. In 2014, TCU earned its first-ever national seed and hosted both the NCAA Fort Worth Regional and the NCAA Fort Worth Super Regional. The 2015 squad followed a similar path, both resulting in an appearance in the College World Series.

A different challenge presented itself in 2016 as Schlossnagle led a roster full of new faces back to Omaha. The group hosted a regional for the third straight year before taking down No. 4 national seed Texas A&M in the College Station Super Regional. TCU is one of just two programs nationally to have appeared in four of the last seven College World Series and the only one to play in three straight.

In 2016, Schlossnagle proved no task was too hard to accomplish. After the departure of 10 players from the 2015 team, Schlossnagle and company guided a fresh group of youngsters back to Omaha. The path was not easy as the Frogs overcame a midseason slump, heating up at the right time. The Frogs claimed the 2016 Phillips 66 Big 12 Championship title, hosted an NCAA Regional and won a road Super Regional for the second time in program history. When all was said and done, TCU finished the season with a 49-18 record was the unanimous No. 3 team in the final polls.

Freshmen were a big part of TCU's success as Luken Baker, the 2016 Big 12 Freshman of the Year and second-team All-American, led a quartet of freshmen to Freshman All-American honors.

Led by an experienced-laden team in 2015, the Frogs produced the program's second 50-win season, posting an overall record of 51-15. Along the way, the Frogs captured the university's first-ever outright team Big 12 championship, winning the Big 12 with a record of 18-5. TCU was battle-tested in the postseason, coming out of the loser's bracket in the Regional before winning Game 3 of the Super Regional in 16 innings to advance to the CWS.

Cody Jones became the first Horned Frog under Schlossnagle's tutelage to earn player of the year honors, while Connor Wanhanen provided hope for the future, earning Freshman of the Year accolades. For the eighth time in his career, Schlossnagle was selected as the league's coach of the year. In all, 14 Horned Frogs earned all-conference accolades. A school-record four players (Riley Ferrell, Jones, Preston Morrison and Alex Young) earned All-American honors. TCU also tied a school-record as eight players were drafted.

The 2014 squad took to heart the lessons learned after a disappointing 2013 season and reached new heights as it made history. After a 15-12 start to the campaign, the team went on an impressive run that saw them reel off 33 wins in its final 39 games of the season. Along the way, the Frogs rebounded from a 2-4 start in league play to finish second in the regular-season standings. The group sailed through the Big 12 Postseason Tournament to claim the university's first Big 12 Championship.

NCAA postseason play kicked off with a bang as TCU was awarded its first-ever national seed, earning the right to host both an NCAA Regional and an NCAA Super Regional. TCU swept through the regional and hosted its first-ever Super Regional. A thrilling three-game series against Pepperdine was capped by a 6-5 come-from-behind victory giving the program its second appearance in the College World Series.

TCU finished the season with a 48-18 mark. Morrison was named the Big 12 Pitcher of the Year, while 11 other Horned Frogs earned all-conference accolades. Brandon Finnegan headlined a group of six players drafted as he became the third-ever first-round draft pick. The trio of Morrison, Finnegan and Ferrell each earned All-American accolades.

The 2012-13 season marked a new era in TCU Athletics with the move to the Big 12. Additionally, the Frogs non-conference schedule was one of the most difficult in the country as the Horned Frogs played 19 contests against teams that went on to participate in the NCAA Tournament. Schlossnagle's squad met the challenges head on and posted its 10th winning season under his tutelage.

In continuing with a trend of producing elite players, six Frogs were selected in the 2013 MLB Draft, while Finnegan,

The Schlossnagle File

Hometown.....Hagerstown, Md.
Alma Mater.....Elon (1992)
Physical Education
Master's Degree.....New Orleans (1995)
Human Performance & Health Promotion
Married.....Kami
Children.....Jackson and Katie

Coaching Career

Assistant Coach

Elon College (1990-92).....99-41 (.707)
Clemson (1993).....45-20 (.692)
Tulane (1994-01).....346-158 (.686)
Totals.....490-219 (.691)

Head Coach

UNLV (2002-03).....77-47 (.575)
TCU (2004-present).....565-254 (.690)
Totals.....642-301 (.681)

Coaching Honors

2003 MWC Coach of the Year
2006-11 MWC Coach of the Year
2010 NCBWA National Coach of the Year
2010 FieldTurf National Coach of the Year
2015 Big 12 Coach of the Year
2016 Baseball America National Coach of the Year

Career Milestone Wins

#1	Cal (@ UNLV)	2/2/02	4-2
#100	@ Oklahoma	4/20/04	5-4
#200	Oral Roberts	2/16/07	2-1
#300	@ Utah	3/20/09	8-7
#400	Air Force	4/3/11	10-5
#500	vs. UTSA	2/23/14	5-1
#600	vs. UTRGV	3/1/16	13-0

Year By Year

Year	Overall	Conf.	Postseason
2002	30-30	13-17	—
2003	47-17	24-6	NCAA Regional
2004	39-26	19-11	NCAA Regional
2005	41-20	20-10	NCAA Regional
2006	39-23	17-5	NCAA Regional
2007	48-14	20-3	NCAA Regional
2008	44-19	19-5	NCAA Regional
2009	40-18	15-5	NCAA Super Regional
2010	54-14	19-5	College World Series
2011	43-19	20-3	NCAA Regional
2012	40-22	18-6	NCAA Super Regional
2013	29-28	12-12	—
2014	48-18	17-7	College World Series
2015	51-15	18-5	College World Series
2016	49-18	15-9	College World Series

Morrison and Ferrell were named to the 24-man USA Baseball Collegiate National Team roster.

A host of challenges met the 2012 squad as an influx of youth took over the diamond and key injuries forced many lineup shuffles. At any given point, the Frogs had at least three freshmen on the field, and at times, five. The youth movement didn't slow the Frogs as they captured their seventh straight Mountain West regular-season title, sharing the top spot with New Mexico after compiling an 18-6 conference record.

The regular-season growth translated to postseason success as the Frogs rallied from a game one loss in the NCAA College Station Regional to claim the program's first-ever road Regional championship. TCU advanced to its third NCAA Super Regional in four years.

In all, the 2012 squad put together a 40-22 record. Morrison was tabbed the MW Pitcher and Freshman of the Year, while five others earned all-conference accolades. Additionally, Morrison was tabbed a third-team All-American as well as a freshman All-American.

The year 2011 saw the Frogs continue a trend that started with the 2009 campaign when they were selected to host a regional for the third straight season.

The honor of hosting came on the heels of a 42-17 regular season that saw the Frogs win their sixth straight regular-season crown. TCU dominated the league field, posting a 20-3 record. Ten Frogs were honored as all-conference performers, while Schlossnagle was tabbed MW Coach of the Year for the sixth straight season. TCU finished ranked as high as 17th in the national polls.

Schlossnagle and staff set a new standard in the baseball program when a school-record eight athletes were drafted in 2011. Additionally, two more signed free-agent contracts to join the professional ranks.

When Schlossnagle was hired in the summer of 2003, he made no secret his goal was to take the TCU baseball program to the top. His vision included conference championships, hosting NCAA Regionals, NCAA Super Regionals and taking the Horned Frogs, TCU and the Fort Worth community to the College World Series. That dream was finally realized in 2010.

Schlossnagle delivered on that promise made in July of 2003 when he guided the 2010 team to their first-ever College World Series appearance. Getting there was not easy, but the Frogs did so in record-breaking fashion. TCU finished the season ranked No. 3 unanimously after compiling a school-record 54-14 record.

TCU produced a regular-season record of 43-11. Along the way, it climbed to the top of the Mountain West, marking their fifth straight league title. Prior to the start of the conference tournament, 10 Frogs were tabbed all-conference performers, while Schlossnagle took home his fifth straight conference coach of the year honor.

TCU reclaimed its hold on the conference tournament title with a 3-0 sweep. Following the championship, the Frogs officially set off on the "Road to Omaha" when they were selected as a host site and a No. 1 seed for the second straight season. TCU made quick and easy work of the regional field to earn a second shot at Texas in the Super Regionals.

In what was billed as the best pitching match-up in the nation, the Frogs came out on top, reversing their fortunes from 2009. The Frogs won the opener and rode a dominating pitching performance to a 4-1

victory in the decisive Game 3 all the way to Omaha.

Instantly a fan favorite, the Frogs didn't disappoint. Schlossnagle guided the Frogs to a 3-2 record in the series, falling a game short of reaching the championship series.

The postseason accolades were many, headlined by the NCBWA selecting Schlossnagle as its National Coach of the Year. Bryan Holaday was tabbed as the 2010 Johnny Bench Award winner and Matt Purke was named the National Freshman of the Year by all major publications. Purke, Holaday and Steven Maxwell were all tabbed All-Americans.

The program reached new heights in 2009 under Schlossnagle's leadership. One of the nation's most difficult schedules paid dividends as the Frogs earned their first-ever No. 1 seed and hosted a regional. Hosting proved to be just the right combination to propel the Frogs into their first Super Regional after sweeping through the Regional.

TCU finished the campaign with a 40-18 record, its third-straight 40-win season, and came one win away from reaching the College World Series, pushing the national runner-up, Texas, to a decisive third game.

Along the way, the Frogs claimed their fourth straight regular-season crown and saw seven members earn all-conference recognition. Schlossnagle took home coach of the year honors for the fourth straight season.

After a successful 2007 campaign, the Horned Frogs raised the bar yet again in 2008. Playing one of the most difficult schedules in the nation, the Frogs finished the season with a 44-19 record. The campaign also saw the MWC Tournament played at Lupton Stadium for the first time in school history. The home field advantage propelled the Frogs to their fifth straight tournament crown, enabling them to sweep the conference titles for the third straight season.

Eight Frogs were named to the all-conference team, while Schlossnagle claimed his third consecutive coach of the year award. At the culmination of the season, Schlossnagle saw the second player in school history taken in the first round of the MLB draft as Andrew Cashner was selected by the Chicago Cubs with the 19th overall pick.

Each season under Schlossnagle has seen a new milestone achieved and 2007 was no different. For the first time in school history, the Frogs reached the 40-win plateau in the regular season, en route to an amazing 48-14 record. The team tallied two wins in the NCAA Tournament for the first time, reaching the regional finals and falling just short against the tournament's No. 2 national seed Rice.

He also saw an unprecedented 11 athletes earn all-conference recognition as well as earning his second straight conference coach of the year crown. This came on the heels of another successful run in

the MWC as the Frogs set a new mark for win percentage with a 20-3 (.870) record in league play. The Frogs claimed their second straight regular-season crown and fourth consecutive tournament title.

In 2006, just his third season at TCU, Schlossnagle produced the school's first regular-season conference title since 1994 as the team topped the MWC standings with a 17-5 league mark. TCU earned its third straight berth in the NCAA Regionals when it claimed its third consecutive conference tournament crown. It was the second time in his career that he led a team to both the regular-season and tournament titles, having done so in 2003 at UNLV.

His efforts on the bench in 2006 earned him his second career Mountain West Conference coach of the year award. He mentored his second consecutive conference Pitcher of the Year and saw five Frogs earn first-team all-Mountain West accolades

and two more garner second-team honors.

2006 also brought another honor as Schlossnagle was selected as an assistant coach for Team USA. Alongside former Frog Jake Arrieta, the duo helped Team USA defend its gold medal with a sweep through the FISU World Championships in Cuba. The National Team completed its most successful summer in history as it posted a 28-2-1 (.919) record and won the gold medal on Cuban soil for the first time in the history of USA Baseball.

In his first season, Schlossnagle led the Frogs to a then-school-record 39 wins and to their first appearance in the NCAA Regionals since 1994. He led the squad to the NCAA automatic berth when he coached them to the Conference USA Tournament championship. The tournament championship was the first-ever by a TCU squad.

In 2005, the Frogs posted their second straight successful season under Schlossnagle's tutelage. He led them to a second consecutive berth in the NCAA Regionals and another conference title. His 2005 team won 41 games, the first-ever 40-win season in school history.

Prior to his time at TCU, Schlossnagle spent two years as head coach of the UNLV baseball program. In just two seasons, the Rebels owned a 77-47 record under Schlossnagle, good for a .621 winning percentage.

Prior to UNLV, Schlossnagle served an eight-year stint at Tulane as associate head coach and recruiting coordinator for the Green Wave. Schlossnagle joined the Tulane program in August of 1993 and was an integral part of the Green Wave's success, helping Tulane to six NCAA Regional appearances during his tenure. Schlossnagle served as the Green Wave recruiting coordinator for the last five years and garnered three nationally ranked recruiting classes which helped produce two 48-win seasons and a number one NCAA Regional seed.

Prior to arriving in New Orleans, Schlossnagle served as the pitching coach at Clemson in 1993. The Tigers finished that campaign with a 45-20 record, an ACC championship and a third place finish in the NCAA Midwest Regional. Seven members of the '93 Clemson pitching staff were drafted into professional baseball.

Schlossnagle spent three seasons as an assistant at Elon (N.C.) College where he helped lead his alma mater to a 99-41 record, two South Atlantic Conference Championships, a District 26 title and an Area 7 Regional appearance.

A native of Hagerstown, Md., Schlossnagle was a pitcher on the 1989 Elon squad that finished 39-7 and appeared in the NAIA World Series. He graduated magna cum laude with a bachelor's degree in physical education in 1992 and earned a master's of education in human performance and health promotion from the University of New Orleans in 1995.

Schlossnagle and his wife, Kami, have a son, Jackson Lambert, and a daughter, Kathleen Grace.



NCAA POSTSEASON UNDER SCHLOSSNAGLE: Regional 27-14; Super Regional 9-8; CWS 8-8

Date	Result	Opponent	WP	LP
June 4	L, 5-6	Oral Roberts	Bigley	Espineli
June 5	W, 12-8	Youngstown State	Findlay	Shaffer
June 6	L, 1-10	Oral Roberts	McIntyre	Jerome

All-Regional Team: SS Shelby Ford

Date	Result	Opponent	WP	LP
June 4	W, 5-1	Stanford	Broadway	Gilmore
June 5	L, 3-8	Baylor	Woody	Demel
June 5	L, 4-12	Stanford	Gallagher	Furnish

All-Regional Team: IF Bo Cogbill; P Lance Broadway

Date	Result	Opponent	WP	LP
June 2	W, 6-5	Oklahoma	Arrieta	McCutchen
June 3	L, 8-18	Wichita State	Banwart	Furnish
June 4	L, 6-15	Oklahoma	Mottern	Demel

Date	Result	Opponent	WP	LP
June 1	W, 3-2	Baylor	Demel	Mandel
June 2	L, 3-6	Rice	Berry	Johnson
June 3	W, 10-5	Baylor	Cragin	Cassavechia
June 3	L, 1-3	Rice	Savery	Perry

All-Regional Team: 3B Steven Trout; OF Austin Adams

Date	Result	Opponent	WP	LP
May 30	L, 5-8	Wichita State	Musgrave	Lockwood
May 31	W, 10-5	Western Kentucky	Cashner	Beach
June 1	L, 8-9	Oklahoma State	Weinhardt	Cashner

All-Regional Team: 1B Matt Vern

Date	Result	Opponent	WP	LP
May 29	W, 6-3	Wright State	Gerrish	Newhart
May 30	W, 13-1	Oregon State	Winkler	Waldron
May 31	W, 5-4	Oregon State	Marshall	Rhoderick

All-Regional Team: 1B Matt Vern, SS Taylor Featherston, OF Chris Ellington, P Kyle Winkler, MOP: Jason Coats

Date	Result	Opponent	WP	LP
June 6	L, 4-10	Texas	Ruffin	Winkler
June 7	W, 3-2	Texas	Gerrish	Green
June 8	L, 2-5	Texas	Jungmann	Lockwood

Date	Result	Opponent	WP	LP
June 5	W, 16-3	Lamar	Winkler	Smith
June 6	W, 11-5	Arizona	Purke	Simon
June 7	W, 9-0	Baylor	Maxwell	Fritsch

All-Regional Team: 2B Jerome Pena, 3B Jantzen Witte, OF Jason Coats, OF Aaron Schultz, P Steven Maxwell, MOP: Taylor Featherston

Date	Result	Opponent	WP	LP
June 11	W, 3-1	Texas	Purke	Green
June 12	L, 1-14	Texas	Jungmann	Maxwell
June 13	W, 4-1	Texas	Winkler	Workman

Date	Result	Opponent	WP	LP
June 19	W, 8-1	Florida State	Purke	Gilmartin
June 21	L, 3-6	UCLA	Cole	Winkler
June 23	W, 11-7	Florida State	Miller	McGee
June 25	W, 6-2	UCLA	Purke	Rasmussen
June 26	L, 3-10	UCLA	Bauer	Winkler

All-College World Series Team: SS Taylor Featherston, C Bryan Holaday; P Matt Purke

Date	Result	Opponent	WP	LP
June 3	W, 10-2	Oral Roberts	Mitchell	Gonzalez
June 4	L, 2-3	Dallas Baptist	Stafford	Appleby
June 5	L, 4-8	Oral Roberts	Spring	Miller

All-Regional Team: 2B Jerome Pena, 3B Jantzen Witte

Date	Result	Opponent	WP	LP
June 1	L, 2-6	Ole Miss	Wahl	Finnegan
June 2	W, 28-12	Dayton	Scharf	Mitchem
June 3	W, 10-2	Texas A&M	Crichton	Mengden
June 3	W, 5-2	Ole Miss	Finnegan	Hively
June 4	W, 7-4	Ole Miss	Scharf	Wahl

All-Regional Team: C Josh Elander, 1B Kevin Cron, 2B Derek Odell, OF Kyle Von Tungeln, OF Jerrick Suiter, P Stefan Crichton, MOP Justin Scharf

Date	Result	Opponent	WP	LP
June 8	L, 2-6	UCLA	Plutko	Finnegan
June 9	L, 1-4	UCLA	Vander Tuig	Morrison

Date	Result	Opponent	WP	LP
May 30	W, 2-1	Siena 911	Teakell	Quintana
May 31	W, 3-2	SHSU (22)	Trieglaff	Ebbs
June 1	W, 6-1	Sam Houston State	Alexander	Godail

All-Regional Team: 2B Garrett Crain, SP Brandon Finnegan, RP Trey Teakell, MOP Boomer White

Date	Result	Opponent	WP	LP
June 7	W, 3-2	Pepperdine	Finnegan	Miller
June 8	L, 2-3	Pepperdine	Brown	Morrison
June 9	W, 6-5	Pepperdine	Ferrell	Karch

Date	Result	Opponent	WP	LP
June 15	W, 3-2	Texas Tech	Ferrell	Drozdz
June 17	L, 2-3	Virginia (15)	Lewicki	Teakell
June 19	L, 4-6	Ole Miss	Laxer	Kipper

All-College World Series Team: 1B Kevin Cron

Date	Result	Opponent	WP	LP
May 29	W, 10-0	Sacred Heart	Traver	Cooksey
May 30	L, 4-5	NC State	Orwig	Ferrell
May 31	W, 8-3	Stony Brook	Guillory	Rodliff
May 31	W, 8-2	NC State	Alexander	Williamson
June 1	W, 9-8	NC State (10)	Trieglaff	Britt

All-Regional Team: C Evan Skoug, 2B Garrett Crain, 3B Derek Odell, OF Cody Jones, OF Nolan Brown, P Tyler Alexander, P Preston Morrison

Date	Result	Opponent	WP	LP
June 6	W, 13-4	Texas A&M	Teakell	Long
June 7	L, 1-2	Texas A&M (10)	Hendrix	Morrison
June 8	W, 5-4	Texas A&M (16)	Traver	Hendrix

Date	Result	Opponent	WP	LP
June 14	W, 10-3	LSU	Morrison	Poche'
June 16	L, 0-1	Vanderbilt	Pfeifer	Young
June 18	W, 8-4	LSU	Teakell	Bain
June 19	L, 1-7	Vanderbilt	Buehler	Alexander

All-College World Series Team: DH Connor Wanhanen

Date	Result	Opponent	WP	LP
June 3	W, 7-0	Oral Roberts	Traver	Howe
June 4	W, 4-3	Gonzaga	Burnett	Morgan
June 5	W, 8-1	Arizona State	Howard	Erives

All-Regional Team: SS Ryan Merrill, 3B Elliott Barzilli, OF Austen Wade, DH Luken Baker, P Brian Howard, MOP Cam Warner

Date	Result	Opponent	WP	LP
June 10	W, 8-2	Texas A&M	Janczak	Hill
June 11	L, 1-7	Texas A&M	Simonds	Traver
June 12	W, 4-1	Texas A&M	Howard	Vinson

Date	Result	Opponent	WP	LP
June 19	W, 5-3	Texas Tech	Burnett	Duggar
June 21	W, 6-1	Coastal Carolina	Howard	Cunningham
June 24	L, 1-4	Coastal Carolina	Beckwith	Traver
June 25	L, 5-7	Coastal Carolina	Cunningham	Janczak

All-College World Series Team: SS Ryan Merrill, DH Luken Baker

FROG TRENDS UNDER SCHLOSSNAGLE

The Opposition	Month
Overall 565-254	February 64-41
Non-conference 336-168	March 145-83
Conference 229-86	April 172-56
Conference USA 39-21	May 148-46
Mountain West Conference 128-32	June 35-28
Big 12 Conference 62-33	
Home 313-102	
Away 187-114	
Neutral 65-38	
NCAA Postseason 36-26	
vs. Ranked Teams 91-101	
Day of the Week	Statistical Breakdown
Monday 12-4	Leading after six 461-35
Tuesday 80-48	Trailing after six 55-189
Wednesday 25-10	Tied after six 49-30
Thursday 40-9	Leading after seven 477-29
Friday 140-67	Trailing after seven 43-202
Saturday 149-68	Tied after seven 36-21
Sunday 119-58	Leading after eight 494-8
	Trailing after eight 24-211
	Tied after eight 35-31
	Scored first 387-90
	Opponent scored first 178-164
	One-run games 108-80
	Two-run games 66-40
	Five+ run games 265-70
	Extra Innings 33-19



ASSOCIATE HEAD COACH BILL MOSIELLO #14 FOURTH SEASON

Bill Mosiello joined the coaching staff in the summer of 2013. Named associate head coach, Mosiello assumed the role of hitting coach and serves as the third base coach during games.

Mosiello came to TCU after spending two seasons at Tennessee serving as the recruiting coordinator and hitting instructor. He has over 20 years of collegiate coaching experience and seven more years of experience as a minor league manager.

"Bill is considered one of the best teachers of the game of baseball at any level," said TCU baseball coach Jim Schlossnagle. "His experience throughout not only college baseball but as a manager of successful minor league teams will truly help elevate the development of our players."

"He brings relentless energy every single day. I look forward to our offense developing that kind of identity."

Since his arrival on campus, Mosiello has helped guide the team to three straight appearances in the College World Series. The last trio of seasons have seen a dramatic increase in their offensive numbers. Under Mosiello's guidance, TCU has turned into one of the most prolific offensive teams in the nation. The Horned Frogs have led the Big 12 in batting average each of the last two seasons. Additionally, TCU has become one of the top base-running teams, ranking seventh nationally with 308 stolen bases over the last three campaigns.

In his first season on campus, TCU ranked in the top half of the Big 12 in all offensive categories. The group stole 93 bases, the most of any TCU team coached by Schlossnagle. A new approach at the plate helped the group boast a .368 on-base percentage, up 33 points from 2012.

The team batting average ballooned 32 points and ranked in the top 100 nationally. Five Frogs put together career years at the plate. Cody Jones swiped 29 bases to rank 13th national. Kyle Bacak set a school record with 21 sacrifices on the season. All eight position players earned all-conference accolades.

Those improvements carried over to the 2015 campaign as the Frogs led the Big 12 in batting average and ranked 79th nationally with a .285 mark. For just the fourth time in school history, TCU swiped over 100 bases, finishing with 119 to rank fifth nationally.

Eight members of the starting lineup earned all-conference accolades, while Cody Jones became the first Horned Frog since 1999 to earn league player of the year honors. Jones was also honored as an All-American by various publications after a season in which he paced the Frogs with a .353 batting average and 33 stolen bases.

In addition to his efforts at the plate, his guidance came through on the defensive side as well. The Horned Frogs ranked eighth nationally with a school-record .979 fielding percentage.

A brand new lineup that at any given time featured five newcomers, the Frogs didn't miss a beat. For the second straight season, TCU paced the Big 12 in batting average (.302). TCU doubled its home run output in 2016, hitting 55, the most since the 2010 campaign. A pair of freshmen, Luken Baker and Josh Watson, led the team with 11 home runs each. TCU was once again paced the league with 97 stolen bases.

At the conclusion of the season, Baker was tabbed an All-American, while Watson and Dalton Horton along with Baker were named Freshman All-Americans.

"I am both extremely honored and blessed to have the honor to be named associate head coach by Jim Schlossnagle," said Mosiello. "The last two days, my wife and I have had opportunity to travel to Fort Worth and to meet with Chris Del Conte. I am very impressed with the support staff and administration that is in place at TCU. I have no doubt in my mind that it will be a great fit for my family and I to move to Texas. It's with a heavy heart that I leave Tennessee and a staff full of life-long friends, but my new position will fully allow me to utilize my strengths as a coach."

"From afar I have witnessed Coach Schlossnagle's career at TCU," continued Mosiello. "I am very impressed with what he's accomplished. It's a great privilege to have the opportunity to work with who in my opinion is one of the top pitching coaches in the country in Kirk Saarloos. Hopefully along with myself, him and I can become one top assistant coaching duos in the country."

Prior to his stint at Tennessee, Mosiello served as the manager of the Los Angeles Angels of Anaheim's Double-A affiliate, the Arkansas Travelers where he tutored MLB phenom Mike Trout for nearly two full seasons.

"When you look at players like Mike Trout and Todd Helton, and see that a big part of their development and success as professional players can be attributed to their work under Coach Mosiello, you have to be excited for our players to get to work along side him," said Schlossnagle. "He fits our mold of selfless, energetic people that are committed to excellence."

Mosiello joined the Angels organization in 2009, spending his first two seasons as the manager of the single-A Cedar Rapids Kernels. He guided them to a 160-116 record (.580) during the 2009 and 2010 campaigns. Mosiello owns a career managerial record of 383-294 (.566) in the minor leagues, including his two years at Cedar Rapids and parts of three seasons in the New York Yankees organization from 2004-06.

Between his stints with the Yankees and Angels, Mosiello returned to the collegiate ranks as a hitting coach at Southern California in 2007 and at Auburn in 2008.

Prior to USC, Mosiello spent four years as a member of the New York Yankees organization, including two as the manager for the Charleston RiverDogs, the Yankees' single-A affiliate of the South Atlantic League, where he posted a two-year record of 129-98 (.568). He also managed the Battle Creek Yankees in 2004 and spent a season as the hitting instructor for the Trenton Thunder (AA) in the Yankees system.

Before beginning his minor league career, Mosiello spent 15 seasons in the collegiate coaching ranks. After the completion of his playing career at Fresno State in 1986, he began his coaching career at Cerritos College where he posted a 163-34 record in four seasons (1987-90), won four South Coast Conference titles and two California state junior college championships.

Mosiello made the move to the Division I level in 1991, joining Augie Garrido's staff at Cal State Fullerton where he spent two seasons (1991-92). In '92, the Titans advanced to the College World Series championship game, featuring Golden Spikes Award winner and No. 1 overall draft selection Phil Nevin.

After his two years at Tennessee (1993-94) and one season as the pitching coach at Ole Miss (1995), Mosiello spent five seasons (1996-2000) at Oklahoma with part of his tenure as associate head coach. He then spent the 2001 season at Arizona State before joining the Yankees.

Mosiello has earned Manager of the Year honors twice in the Alaska Summer League (1990, 1991) and once in the Cape Cod Baseball League (1998).

Mosiello and his wife, Janelle, have three sons; Shane, Gehrig and Helton.

The Mosiello File

Hometown Sacramento, Calif.
Alma Mater Fresno State (1986)
Married Janelle
Children Shane, Gehrig, Helton

Coaching Career

Head Coach

Cerritos College (1987-90) 163-34 (.827)
Totals **163-34 (.827)**

Assistant Coach

Cal State Fullerton (1991-92) 80-39 (.672)
 Tennessee (1993-94, 2012-13) 143-95 (.601)
 Mississippi (1995) 40-22 (.645)
 Oklahoma (1996-2000) 152-110 (.580)
 Arizona State (2001) 37-20-1 (.647)
 USC (2007) 27-29 (.482)
 Auburn (2008) 28-28 (.500)
TCU (2014-present) **148-51 (.744)**
Totals **654-394-1 (.624)**

Professional Baseball

GCL Yankees (2003) 26-31
 Battle Creek Yankees (2004) 58-50
 Charleston River Dogs (2005-06) 129-98
 Cedar Rapids Kernels (2009-10) 160-116
 Arkansas Travelers (2011) 36-30
Totals **409-325 (.557)**

NCAA Division I Year By Year

Year	Overall	Conf.	Postseason
1991	34-22	15-6	—
1992	46-17	17-7	College World Series
1993	45-20	20-10	NCAA Regionals
1994	52-14	24-5	NCAA Regionals
1995	40-22	14-12	NCAA Regionals
1996	32-25	15-14	—
1997	39-20	18-11	NCAA Regionals
1998	42-20	17-11	NCAA Regionals
1999	30-29	12-18	—
2000	9-16	5-4	—
2001	37-20-1	14-10	NCAA Regionals
2007	27-29	8-16	—
2008	28-28	11-19	—
2012	24-31	8-22	—
2013	22-30	8-20	—
2014	48-18	17-7	College World Series
2015	51-15	18-5	College World Series
2016	49-18	15-9	College World Series





ASSISTANT COACH KIRK SAARLOOS #2 FIFTH SEASON

Kirk Saarloos joined the coaching staff in the summer of 2012 after two seasons as the pitching coach at Cal State Fullerton. He assumed the duties of pitching coach. In the summer of 2013, Saarloos was promoted to recruiting coordinator.

"We are so very excited to welcome Kirk, Kristen and their children to the Horned Frog family," said head coach Jim Schlossnagle. "Kirk is one of the most talented coaches that I have been around in 22 years of college coaching. He is ridiculously intelligent and knowledgeable in all areas of pitching but at the same time is constantly looking to learn more and improve. Obviously, his playing career provided him the opportunity to compete at the major league level for six years and that experience really helps all of our players, not just our pitchers."

"My family and I are thankful for the faith that Chris Del Conte and Coach Schlossnagle have put in us," said Saarloos. "We are truly excited to become part of the Fort Worth community

and TCU family. I am looking forward to developing student-athletes at a high level and continuing the great tradition of the TCU baseball program."

In his short time at TCU, his presence has been felt both on the field and off the field. Saarloos, in addition to his duties as the recruiting coordinator, has mentored one of the nation's top pitching staffs over the last four seasons which has been key factor in TCU's back-to-back-to-back trips to the College World Series.

The Horned Frogs' 2.64 ERA since his arrival is second only to Cal State Fullerton. TCU led the nation with a 2.22 ERA in 2014 and ranked second in 2015 with a 2.45 ERA. Additionally, no program in the nation has pitched more shutouts (33) than TCU over the last three seasons.

The 2016 season presented Saarloos with new challenges following the departure of three starting pitchers and the all-time saves leader at TCU. At the conclusion of the 2015 campaign, TCU bid adieu to eight seniors in addition to a pair of drafted underclassmen. Heading into the 2016 season, the Horned Frogs needed to replace 48 starts, 14 saves and 406 innings on the mound.

TCU showed no signs of let up as Saarloos brought in a group of 15 newcomers to fill the vacancies, helping to lead TCU to a third straight appearance in the College World Series. Luken Baker was named an All-American in addition to earning TCU's second straight Big 12 Freshman of the Year honor. The Frogs also had four Freshman All-Americans. TCU once again boasted one of the top pitching staffs in the country. The Frogs ranked first in the Big 12 and 16th in ERA (3.18), fifth nationally with nine shutouts and 16th in K:BB ratio (2.81).

His efforts on and off the field, garnered Saarloos the 2016 D1Baseball.com National Assistant Coach of the Year award.

A year removed from leading the nation in ERA, TCU once again fielded a dominating pitching staff that finished second in the nation with a 2.45 ERA in 2015. The dynamic group led the nation in WHIP (1.04) and ranked second with 10 shutouts and a 3.94 K:BB ratio. Additionally, the staff ranked in the top-six in two other pitching categories: H/9 (5th, 7.24) and B/9 (6th, 2.16).

Three Frogs (Riley Ferrell, Preston Morrison and Alex Young) were tabbed All-Americans at the conclusion of the season. All three were drafted in the first eight rounds of the 2015 draft. Also drafted were Tyler Alexander in the second round, Trey Teakell in the ninth round and Mitchell Traver in the 28th round.

The 2014 TCU Horned Frogs rode the arms of their pitching staff all the way to the College World Series. Under his guidance, the group led the nation in ERA at 2.22. In addition, they ranked in the top six in all major pitching categories: H/9 (6th, 7.07), K:BB ratio (2nd, 3.80), K/9 (6th, 8.4), WHIP (2nd, 1.03) and BB/9 (5th, 2.22). Additionally, the Frogs set a school and Big 12 record with 14 shutouts on the season.

The staff will go down as one of the best in TCU history as it set a school record with 574 strikeouts in addition to posting the lowest ERA since the 1972 season. Ferrell established a new mark for saves in a season with 15, while Morrison's 129 2/3 innings pitched are a school record. In addition to his innings pitched, Morrison posted the lowest individual ERA since 1972.

Three members of the pitching staff (Preston Morrison, Brandon Finnegan and Riley Ferrell) earned All-America accolades from various publications. Morrison was tabbed the Big 12 Pitcher of the Year, while Finnegan was the 17th overall draft pick in the 2014 MLB First-year Player Draft. Alexander earned Freshman All-American honors in addition to being named second-team all-Big 12. Finnegan went on to make history in the summer of 2014 as he became the first player in history to appear in both the College World Series and the Major League Baseball World Series in the same year.

"He truly has a passion for college baseball and developing young people both on and off the field," said Schlossnagle. "Kirk has been a difference maker in our program despite having only been here a very short time. For a guy who has only been coaching in college for four years, he is incredibly advanced beyond his age."

The impact of Saarloos' tutelage was immediate as the Horned Frogs boasted one of the top pitching staffs in the country in 2013. They were top 15 nationally in most pitching categories, including ERA (15th, 2.78), K:BB (11th, 2.82) and WHIP (11th, 1.15). The group produced the lowest team ERA in TCU history since 1968. TCU's season ERA ranked second in the Big 12, while its 2.47 ERA in league play was tops among conference opponents. Additionally, the Horned Frogs racked up 449 strikeouts and held opponents to a .230 batting average against. Both marks were second in the league.

Individually, the pitching staff saw numerous members receive multiple honors. Morrison was honored as a first-team All-Big 12 performer, while Alex Young was named second-team all-conference. Ferrell, along with Young, was named to the Big 12 All-Freshmen team. Finnegan, Morrison and Ferrell each earned a spot on the USA Baseball Collegiate National Team roster.

Saarloos joined the Titan coaching staff in 2011 after wrapping up a seven-year major league. He spent his first season on staff as an undergraduate assistant for Dave Serrano. Saarloos moved into the role of pitching coach when Rick Vanderhook took over the head coaching duties in the summer of 2011.

"Kirk was one of the greatest college pitchers of all-time and a successful major league pitcher as well," continued Schlossnagle. "Combine that with coming from such a great program like Fullerton, Kirk has both the experience and pedigree to help us continue our progress toward winning in Omaha. We couldn't be more excited to welcome Coach Saarloos to TCU."

In his two seasons at Fullerton, the Titans put together a 77-38 (.670) record and won two Big West titles.

After taking over the pitchers in the fall of 2011, Saarloos coached a predominantly freshman and sophomore pitching staff to a team ERA of 3.18. They fanned 336 batters and limited opponents to a .250 batting average against. The group led the country in fewest walks per nine, ranked third in K:BB ratio and fifth in WHIP. At the end of the season, four pitchers earned Freshmen All-American accolades.

Under his guidance, Dylan Floro was named the 2012 Big West Pitcher of the Year. The junior compiled a 10-4 record in 17 appearances. In 15 starts, the right-hander tossed three complete games. He went on to be drafted in the 13th round of the 2012 MLB draft.

Saarloos spent seven years in the major leagues, playing for Houston (2002-03), Oakland (2004-06, 08) and Cincinnati (2007). In 2001, he was drafted 86th overall (3rd round) by Houston after a decorated collegiate career at Cal State Fullerton.

In seven seasons in the big leagues, Saarloos made 73 starts as part of 165 appearances on the mound. He posted a career record of 29-30 with two saves and a 5.02 ERA. In 509 innings pitched, he fanned 251 batters. He was called up to the majors on June 18, 2002. Saarloos made history on June 11, 2003, as he was one of a major league record six Astro pitchers to combine for a no-hitter against the New York Yankees at Yankee Stadium.

As a player at Cal State Fullerton, he racked up a school-record 127 appearances over his four seasons in a Titan uniform. His first three seasons were spent as a reliever before moving into a starting role as a senior. In 2001, he went on to earn first-team All-American honors and was named the Big West Conference Pitcher of the Year after putting together a 15-2 campaign. He owns one of the Titans three no-hitters as he blanked Pacific on April 8, 2001.

He was 33-12 with a 2.96 ERA in four collegiate seasons. He ranks sixth all-time in innings pitched, second in wins, third in strikeouts and fifth in saves. In two appearances at the College World Series (1999 and 2001), he recorded a save and allowed just two runs in 15 1/3 innings pitched.

Saarloos and his wife, Kristen, have a son, Brady, and two daughters, Emery and Lane.

The Saarloos File

Hometown..... Long Beach, Calif.
Alma Mater..... Cal State Fullerton (2001)
Public Relations
Wife..... Kristen
Children..... Brady, Emery, Lane

Coaching Career

Assistant Coach
Cal State Fullerton (2011-12) 87-35 (.713)
TCU (2013-present) 177-79 (.691)
Totals.....264-114 (.698)

Playing Career

Year	Team	Level
2001	Lexington	Houston Low A
2002	Round Rock	Houston AA
2002	New Orleans	Houston AAA
2002	Houston	MLB
2003	New Orleans	Houston AAA
2003	Houston	MLB
2004	New Orleans	Houston AAA
2004	Oakland	MLB
2004	Sacramento	Oakland AAA
2005	Oakland	MLB
2006	Oakland	MLB
2007	Louisville	Cincinnati AAA
2007	Cincinnati	MLB
2008	Sacramento	Oakland AAA
2008	Oakland	MLB
2009	Columbus	Cleveland AAA

Year By Year

Year	Overall	Conf.	Postseason
2011	46-18	21-3	NCAA Super Regional
2012	41-17	19-5	NCAA Regional
2013	29-28	12-12	—
2014	48-18	17-7	College World Series
2015	51-15	18-5	College World Series
2016	49-18	15-9	College World Series





VOLUNTEER ASST. ZACH ETHEREDGE
#28 **FOURTH SEASON**

Zach Etheredge joined the coaching staff in the summer of 2013. Serving as the volunteer assistant, Etheredge is responsible for coaching the catchers, assisting with the hitters and coaching first base.

“We are excited to add Zach to our coaching staff,” said TCU baseball coach Jim Schlossnagle. “He will bring a tremendous amount of energy to our program and is a proven developer of

players, especially at the catching position.”

“I am really excited for the opportunity to work with such an outstanding baseball program and such a great staff,” said Etheredge. “I hope I can add something to the mix.”

Since his arrival on campus, Etheredge has proven to be a perfect compliment to an already experienced coaching staff. TCU is 148-51 (.750) in his three seasons on staff and has claimed a pair of Big 12 Tournament titles, a Big 12 regular-season championship, been a national seed twice and advanced to three College World Series.

The 2015 season presented a big challenge for Etheredge as he was tasked with coaching a talented freshman to catch an experienced pitching staff. Evan Skoug has blossomed under his tutelage. Since his arrival on campus, Skoug has seen the bulk of the playing time behind the plate and earned Freshman All-American honors in addition to being named honorable mention all-conference. Following his sophomore campaign, Skoug went on to be one of the main catchers on the USA Baseball Collegiate National Team.

Defensively in 2015, the Horned Frogs set a school record and ranked eighth nationally with a .979 fielding percentage. Skoug committed just two errors and had a .996 fielding percentage while helping the pitching staff post a 2.45 ERA, a mark that ranked second nationally.

Etheredge immediately made his presence felt on the diamond. The Horned Frogs saw improvements in all facets of the game, most notably at the plate. Offensively, the Frogs saw a 32 point improvement in their batting average. TCU hit .278 on the season to rank 88th nationally. On the bases, the Frogs swiped 93 bases, ranking 15th nationally.

Defensively, TCU posted a .977 fielding percentage. That mark ranked 11th nationally. Under his guidance, Kyle Bacak put together a career season behind the plate. The senior was drafted in the 25th round by the Washington Nationals. He boasted a .993 fielding percentage and threw out 39 percent of base stealers. After allowing 14 passed balls in 2013, Bacak decreased that total to just five. Additionally, the pitching staff had just 35 wild pitches, down from 55 in 2013.

The former Chicago White Sox farmhand spent the past two seasons as the volunteer assistant at UC Santa Barbara. This past season, he helped coach the Gouchos to a berth in the NCAA Corvallis Regional. The Gouchos finished the season with a 35-25 record. Under his guidance, Jackson Morrow posted a 1.000 fielding percentage and threw out 56% of base stealers.

Prior to his time at UCSB, Etheredge served as an assistant for the Cotuit Kettlers in the Cape Cod League. He was also the head coach in the Texas Fury summer league organization.

In his collegiate playing days, Etheredge was a two-time All-Southland Conference catcher at UTSA. He ranks in the top 10 of most offensive categories, including at-bats, doubles, RBIs and home runs.

Etheredge and his wife, Kasi and their two children reside in Fort Worth.

The Etheredge File

Hometown.....Boerne, Texas
 College.....UTSA (2008)
 Married.....Kasi
 Childred.....Aaron and Addie

Coaching Career

Volunteer Assistant Coach

UCSB (2012-2013).....63-53 (.543)
 TCU (2014-present).....148-51 (.750)
Totals.....211-104 (.670)

Year By Year

Year	Overall	Conf.	Postseason
2012	28-28	10-14	—
2013	35-25	17-10	NCAA Regionals
2014	48-18	17-7	College World Series
2015	51-15	18-5	College World Series
2016	49-18	15-9	College World Series





**MEREDITH MONTGOMERY
DIRECTOR OF BASEBALL OPERATIONS**

Montgomery enters her eighth season as the Director of Baseball Operations. She is responsible for all the administrative aspects of the program, including travel, meals and accommodations. She is also responsible for handling the Diamond Club and overseeing the First Pitch Banquet. Along with that, she serves as the Community Service director and the liaison between umpires and the visiting teams.

“Meredith has been a tremendous addition to our program,” said TCU baseball coach Jim Schlossnagle. “She has a great love and passion for TCU and her organizational and interpersonal skills are off the charts. We are very fortunate to have her heading up all administrative aspects of our program.”

A native of Olney, Texas, Montgomery spent her collegiate years working in the media relations department. In her time with the department, Montgomery assisted at all home events, including football, basketball and baseball.

As a student at TCU, Montgomery was very involved in all aspects of campus life. She was a three-year member of the Diamond Darlings as well as being a member of Alpha Chi Omega. She served a year on the executive board before spending her senior year as president of the sorority.

A stand-out in the classroom, Montgomery is a member of the Order of Omega, the Greek Honors Society.

Montgomery has been involved in baseball in some capacity since high school. She kept stats for her high school team before joining the media relations department at TCU as a freshman where she assisted with gameday operations for football, basketball and baseball.

In the summer of 2006, Montgomery interned with the Texas Collegiate League’s Graham Roughnecks. Her duties with Roughnecks included preparing the game script, on-field promotions and arranging community service appearances.

The following summer, Montgomery interned with the Texas Collegiate League. She was responsible for coordinating bus travel, scheduling promotions and helping with on-field promotions. She also represented the league through on-site visitations as well as running the All-Star Game promotions.

A 2009 graduate of TCU, Montgomery received her Bachelor of Science in Education with an emphasis in Middle School Math. She recently completed her master’s in middle school education. Her sister, Megan, is also a graduate of TCU.

The Montgomery File

Hometown..... Olney, Texas
 Alma Mater TCU (2009)
 Education - Middle School Math
 Master’s Degree Middle School Education

Career

Director of Baseball Operations
 TCU (2010-present) **314-134 (.701)**
 Totals..... **314-134 (.701)**

Year By Year

Year	Overall	Conf.	Postseason
2010	54-14	19-5	College World Series
2011	43-19	20-3	NCAA Regional
2012	40-22	18-6	NCAA Super Regional
2013	29-28	12-12	—
2014	48-18	17-7	College World Series
2015	51-15	18-5	College World Series
2016	49-18	15-9	College World Series



ATHLETIC TRAINER DANNY WHEAT 13TH SEASON

Wheat enters his 13th year as an athletic trainer at TCU. Wheat is responsible for athletic injury recognition and care, treatment and rehabilitation of the Horned Frogs' baseball team.

Prior to his arrival at TCU, Wheat worked in the Texas Rangers organization from 1976 to 2002, serving as the head athletic trainer at the major league level for the final 11 of those years.

Wheat began his career at the Double-A level in the Texas League with San Antonio and Tulsa. He served in a variety of positions while at the Double-A level being responsible for ordering and overseeing the equipment and running the home clubhouse. On the road, Wheat was responsible for arranging all bus transportation, hotels and meal money distribution.

In 1978, Wheat moved up to the Rangers' Triple-A affiliate, serving in the same capacity as the athletic trainer, equipment manager and traveling secretary. While there, he made stops in Tucson, Charleston, Wichita, Denver and Oklahoma City.

Wheat was promoted to the big league club in 1985 as the assistant athletic trainer. He was responsible for arranging physicians visits and diagnostic appointments as well as ordering the training room supplies. He served in that role until 1992 when he was promoted to the head athletic trainer position for the Rangers. In that role, Wheat communicated with the general manager and the manager on the athletes' status and availability. He was also responsible for ordering medications and managing the department budget.

In 1995, Wheat was selected as the American League Athletic Trainer for the MLB All-Star game. 1998 brought another honor as he was chosen to be the Athletic Trainer for the MLB All-Star Tour of Japan.

In 2003, Wheat was named the athletic trainer for Team USA at the International World Cup of Baseball in Havana, Cuba.

USA Baseball came calling again in the summer of 2009 as he was selected as the assistant athletic trainer for the 2009 World Cup squad that won gold in Europe.

Wheat was once again called on by USA Baseball, this time as the head athletic trainer for the 2010 Collegiate National Team. He was selected to serve the same position for the 2012 Collegiate National Team. His association with the organization continued in the summer of 2013 as he served as the head athletic trainer for the Collegiate National Team. He served his fourth stint as head athletic trainer in the summer of 2016.

Wheat joined the Ben Hogan Sports Therapy Institute in 2003, serving as the trainer for both the Fort Worth Cats baseball team and the Fort Worth Brahmas hockey club.

Wheat got his start in sports medicine as a student at the University of Texas. He graduated in 1975 with a Bachelor of Science in Kinesiology.

Danny and his wife, Nancy live in Flower Mound. They have two sons, Jarrod and Jordan. Both sons attended TCU and worked in the athletic department. Jarrod, a 2012 graduate of TCU, served three seasons as an equipment manager for the baseball team. Jordan spent his collegiate career in the athletic training program.

The Wheat File

Hometown.....Flower Mound, Texas
Degree.....Texas (1975)
Kinesiology
Wife..... Nancy
Children..... Jarrod and Jordan

Career

Texas Rangers 1976-02
Ben Hogan Sports Therapy Institute . 2003-04
TCU..... 2005-present

Honors

Year	Honor
1995	AL MLB All-Star Game
1998	MLB All-Star Tour
2003	Team USA World Cup
2009	Team USA World Cup
2010	USA Baseball Collegiate National Team
2012	USA Baseball Collegiate National Team
2013	USA Baseball Collegiate National Team
2016	USA Baseball Collegiate National Team

Year By Year

Year	Overall	Conf.	Postseason
2005	41-20	20-10	NCAA Regional
2006	39-23	17-5	NCAA Regional
2007	48-14	20-3	NCAA Regional
2008	44-19	19-5	NCAA Regional
2009	40-18	15-5	NCAA Super Regional
2010	54-14	19-5	College World Series
2011	43-19	20-3	NCAA Regional
2012	40-22	18-6	NCAA Super Regional
2013	29-28	12-12	—
2014	48-18	17-7	College World Series
2015	51-15	18-5	College World Series
2016	49-18	15-9	College World Series





Ross Bailey **Associate Athletics Director**

Longtime TCU athletic trainer Ross Bailey is in his 15th year as the University's Senior Associate Athletics Director for Operations. In his role, Bailey supervises the sports medicine department, equipment room, video services, strength and development and baseball programs. He also directs and manages the game-

day operations for TCU football, basketball and baseball, while overseeing new facility development and construction and the maintenance of current facilities.

Prior to taking on his new responsibilities, Bailey spent the previous 22 years as head athletic trainer at TCU. A certified and licensed athletic trainer, he is a member of NATA and serves as a member on the Board of Athletic Training for the Texas Department of Health. He also works as an associate on the Justin Boots Sports Medicine Team.

Bailey was the 1985 recipient of the Eddie Wojecki Athletic Trainer of the Year Award and earned the Frank Medina Award for service to athletic training and mankind in 1999. He was inducted into the SWATA Hall of Fame in 2000.

Bailey received his bachelor's degree from TCU in 1976 and his master's in education in 1978, also from TCU. Bailey and his wife, Mary, are the parents of two daughters: Lauren and Courtney.



Brandie Davidson **Assistant Media Relations Director**

Brandie Davidson joined the TCU athletics media relations staff in the summer of 2003. The Cedar Falls, Iowa, native serves as the media relations contact for Horned Frog baseball, soccer and women's rifle.

In the summer of 2012, she served as the press officer for USA Baseball's Women's National Team. Davidson was a part of the staff that coached the squad to a silver medal at the IBAF World Cup in Edmonton, Alberta. She returned to USA Baseball in the summer of 2013 as the press officer for the Collegiate National Team. USA Baseball came calling again in 2016. Davidson served her third USA Baseball tour working with the 12U National Team.

Before coming to TCU, Davidson was a member of the sports information office at Northwest Missouri State University in Maryville, Mo. While at Northwest, she served as the primary contact for the Bearcats' women's soccer team and the 2003 NCAA Division II play-offs participant baseball squad.

In her five-year stint at Northwest, Davidson also worked with the two-time Division II National Championship football team, as well as the men's and women's basketball teams. For her efforts, she was one of two students to be awarded the 2002-03 CoSIDA undergraduate scholarship.

Davidson received her Bachelor of Science degree in Physical Education in May of 2003 from Northwest Missouri State and graduated with her Masters of Liberal Arts at TCU in May, 2005.



Rory Rutledge **Assistant Director of Marketing**

Rory Rutledge joined the TCU Athletics Marketing Department in the summer of 2013. Named an assistant director of marketing, Rutledge came to TCU after a successful two-year stint at the Air Force Academy. He assumes the responsibility for the marketing and promotion of the women's soccer team, swimming and

diving as well as baseball.

While at Air Force, Rutledge was responsible for the marketing and promotion of women's basketball, men's hockey and football.

Prior to his time at Air Force, he spent two years as a graduate assistant in the the Central Michigan marketing department. He worked primarily with the women's soccer, women's gymnastics, wrestling, football and softball teams.

A 2009 graduate of Michigan State with a degree in marketing, Rutledge got his Master of Science from Central Michigan in 2011.



Zach Dechant **Strength Coach**

Zach Dechant oversees the development of baseball, and women's tennis, as well as assisting with football. His previous experience has includes stints at the University of Wyoming, Los Angeles Angels of Anaheim, Missouri State University and the University of Washington.

He earned a bachelor's degree in health and wellness from Missouri State in 2003, and is currently working toward his master's degree. He is certified through the NSCA, CSCCA, and the USAW.



VICTOR J. BOSCHINI JR.
Chancellor
14th Year

Texas Christian University is a student-focused school. The 10th chancellor, Dr. Victor J. Boschini, Jr., has been a student-focused leader since he came here in 2003.

Chancellor Boschini's notable familiarity with students is partnered with an extraordinary spirit of hospitality cultivated by Mrs. Boschini as they entertain students, faculty, staff, alumni, and supporters of the University in their home. Both of the Boschinis are also frequent participants in scores of campus events annually. That is if they are not traveling across the state and country on behalf of the University, or attending a summer

Frog Camp for incoming students in London or Paris.

Mrs. Boschini is committed to enhancing what is known as The TCU Experience for each student. Her visibility on campus and in the community at large serves as a vivid reminder that she is dedicated to the forward momentum of the University. Regarded by the University's alumni and supporters as the consummate first lady, Megan represents TCU in a unique fashion and in a variety of settings.

Dr. Boschini can also be found in the classroom teaching a freshman course each year in the College of Education, where he holds the rank of professor.

For the Boschinis, TCU is a family affair. Dr. and Mrs. Boschini became Horned Frog parents for the fourth time when their youngest daughter, Margaret, joined the Class of 2018.

Dr. Boschini has the privilege of working for TCU during a period of unprecedented support from alumni, parents and friends that has enabled the University to create a world-class, values-centered university experience for its approximately 10,000 students.

Working in concert with the TCU Board of Trustees, members from across the campus community launched the Vision in Action strategic process that served as the map for growth and development on TCU campus. An impressive agenda was funded by the \$434 million Campaign for TCU, resulting in the doubling of scholarship support for talented and deserving undergraduates and construction of more than a dozen academic facilities and residence halls. The next phase of strategic plans articulated in Vision in Action: The Academy of Tomorrow has ushered in more innovative programs with focus on people and programs. Accomplishments include:

- New Brown-Lupton University Union and Campus Commons
- Renovation of Amon G. Carter Stadium
- Construction of Intellectual Commons on the east side of campus
- Establishment of John V. Roach Honors College
- Membership in Big 12 Conference
- New M.D. School in collaboration with UNT Health Science Center
- Renovation of the Daniel-Meyer Athletic Complex featuring the Ed and Rae Schollmaier Coliseum

During Dr. Boschini's tenure, the TCU landscape has been transformed. The student population has increased as well as the number of out-of-state students attending TCU. Faculty and staff have been added over the years to provide support services and maintain a low student-faculty ratio. Efforts remain focused on augmenting a culture of connection that defines TCU. In recognition of its connection culture, TCU has been rated as a "Great Place to Work" for the past five years by The Chronicle of Higher Education. TCU continues on its quest to be a world class, values-centered University.

Dr. Boschini came to TCU from Illinois State University, where he served as president for four years, and vice president for student affairs and associate professor for two years in the Department of Educational Administration and Foundations. Prior to that, he held administrative and teaching positions at DePauw, Butler and Indiana universities.

As a leader in higher education, Dr. Boschini wants to ensure that students in this state and across the nation can benefit from a university education. He recently completed his term as president of the Board of Directors of the Independent Colleges & Universities of Texas (ICUT). He also serves on the board of the Council for International Exchange of Scholars, the organization that works with the Fulbright Scholars program, and the President's Council of The Washington Center, the largest independent, nonprofit academic internship program in the United States. Previously, he chaired the National Association of Independent Colleges & Universities (NAICU), headquartered in Washington, D.C. This organization represents the interests of private colleges and universities across the country.

In addition, Dr. Boschini sits on the board of the State Farm Company Mutual Funds, as well as the boards of the Fort Worth Symphony Orchestra, the Van Cliburn Foundation and the Moncrief Cancer Institute. Megan Boschini is also involved in a variety of activities in Fort Worth and is a frequent guest at events intended to improve the welfare of the community. She currently serves on the board of directors for Gill Charities, Inc., where she is also Board Chair. They are both committed to ensuring that they, and Texas Christian University, are active citizens of the Fort Worth community.

TCU BOARD OF TRUSTEES

OFFICERS OF THE BOARD

Chairman.....	Clarence C. Scharbauer III
Vice Chairman.....	Mark L. Johnson
Secretary.....	Jean M. Mrasek
Treasurer.....	Brian G. Gutierrez

BOARD MEMBERS

Leanne Acuff.....	Colorado Springs, Colo.
Sheryl L. Adkins-Green.....	Dallas
Allie Beth Allman.....	Dallas
Amy R. Bailey.....	Fort Worth
Michael K. Berry.....	Fort Worth
Joe D. Briggs.....	Washington, D.C.
Edward A. Clark.....	Fort Worth
Brend A. Cline.....	Fort Worth
J. Kelly Cox.....	Midland
Lou Hill Davidson.....	Washington, D.C.
John F. Davis III.....	Dallas
G. Hunter Enis.....	Fort Worth
Kathryn Thompson Farmer.....	Fort Worth
Charlotte S. French.....	Fort Worth
Marcia Fuller French.....	Fort Worth
Alan D. Friedman.....	Dallas
Rafael G. Garza.....	Fort Worth
Charlie L. Geren.....	Fort Worth
Nick A. Giachino.....	Wilmington, N.C.
Elliott J. Hill.....	Portland, Ore.
Kenneth J. Huffman.....	Westworth Village
Bruce W. Hunt.....	Dallas
Mark L. Johnson.....	Fort Worth
J. Bryan King.....	Fort Worth
J. Luther King Jr.....	Dallas/Fort Worth
G. Malcolm Loudon.....	Fort Worth
Mary Ralph Lowe.....	Fort Worth
Kade L. Matthews.....	Clarendon
Kit Tension Moncrief.....	Fort Worth
Ronald C. Parker.....	Dallas
John H. Pinkerton.....	Fort Worth
Roger A. Ramsey.....	Houston
Trevor D. Rees-Jones.....	Dallas
Nancy Tartaglino Richards.....	Dallas
Joan G. Rogers.....	Fort Worth
Matthew K. Rose.....	Westlake
Billy Rosenthal.....	Fort Worth
Clarence Scharbauer III.....	Midland
Patricia Penrose Schieffer.....	Washington, DC
Edgar H. Schollmaier.....	Fort Worth
Jan Tucker Scully.....	Fort Worth
Roy C. Snodgrass III.....	Austin
Richard L. "Ricky" Stuart II.....	Fort Worth
Duer Wagner III.....	Dallas/Fort Worth
Lissa Noel Wagner.....	Midland
Roger Williams.....	Weatherford/Washington, D.C.
Rick L. Wittenbraker.....	Houston
Michael G. Wright.....	Dallas
Kimbell Fortson Wynne.....	Fort Worth

EX-OFFICIO MEMBERS

- Carl A. "Carlo" Capua Jr. President, TCU National Alumni Board, (Fort Worth)
- Gregory B. Scheideman Alumni Association Representative, (Fort Worth)
- Thomas G. Sumner Alumni Association Representative, (Houston)



CHRIS DEL CONTE Director of Intercollegiate Athletics Eighth Year

Chris Del Conte was appointed TCU's director of intercollegiate athletics in October 2009. Since his arrival on campus, Del Conte has overseen a series of historic moments in TCU's athletics history that include the Horned Frogs' July 1, 2012 entrance into the Big 12 Conference and nearly \$300 million in construction projects that are all donor funded.

A new \$164 million Amon G. Carter Stadium debuted in September 2012, while a \$72 million renovation of TCU's longtime basketball facility saw

the opening of the Ed and Rae Schollmaier Arena in December 2015. Most recently, a \$7.5 million project at Charles and Marie Lupton Baseball Stadium at Williams-Reilly Field, completed in February 2016, saw the creation of a new locker room, classroom, team lounge, sports medicine center, equipment room, alumni locker room and coaches' offices as well as a new video board. A new locker room facility will open in Fall 2016 for the volleyball program.

Other facility projects under Del Conte include the Horned Frogs opening a new football locker room, sports medicine center and equipment room in 2012. Within the sports medicine center, TCU became the first school in the nation to have its own cryo sauna. There was also a Spring 2011 expansion of baseball's Lupton Stadium, the Fall 2011 debut of the Bob Lilly Physical Performance Center and the Fall 2014 opening of the Alice and Brad Cunningham Nutrition Stand. Almost \$6 million combined contributed to the August 2010 completion of the Jane Justin Fieldhouse at Garvey-Rosenthal Soccer Stadium and the Fall 2014 opening of the G. Malcolm Louden Player Development Center for Baseball.

The momentum around TCU is evident in its donor support. The 2016 fiscal year saw a new record-breaking Frog Club Annual Giving total of \$13,070,577 with \$39,940,220 in overall athletic giving. The \$39.9 million in cash giving ranked third all-time in TCU's history for athletic fundraising (\$47 million in fiscal year 2013; \$40.4 million in fiscal year 2014). It maintained a five-year average of over \$40 million in cash giving per year. This figure is the highest for all Big 12 members during that time period. For the fourth straight year, and just the fourth time ever, TCU covered its annual scholarship bill through donations to the Frog Club.

The partnership between TCU, Fort Worth and the Metroplex has never been more evident. In 2016, a sellout of football season tickets occurred for the fourth time in five seasons. Football, baseball, men's basketball, women's basketball, soccer, men's tennis, track and field and volleyball have set either season ticket or attendance records in the last four years.

The Horned Frogs' success story extends to the classroom. In Spring 2016, TCU student-athletes posted a cumulative grade-point average of more than 3.0 for its highest mark on record. Eighty-eight student-athletes earned degrees in 2015-16.

Under Del Conte, five TCU head coaches (Gary Patterson, football; Jim Schlossnagle, baseball; Karen Monez, rifle; David Roditi, men's tennis; Haley Schoolfield, equestrian) have been named National Coach of the Year in their respective sports. Jamie Dixon, hired in March 2016 as head men's basketball coach, received National Coach of the Year accolades at Pittsburgh.

In its opening four years of Big 12 play, TCU has won conference team championships in football, baseball and men's tennis. Overall, during Del Conte's time on campus, nine sports have captured league titles (baseball, women's basketball, football, women's golf, men's swimming and diving, men's tennis, women's tennis, women's indoor and outdoor track and field). The Horned Frogs have twice established a single-season school record with six conference championships. Sixteen sports have been represented in NCAA postseason play with 12 teams nationally ranked. The 2015-16 athletics season saw five sports (football, baseball, men's tennis, rifle, equestrian) finish in the top 10 with two others (men's golf, men's indoor track and field) in the top 20. Baseball reached the College World Series for the third straight season, making TCU the only school nationally with football in the top 10 and baseball in the CWS. Football defeated Oregon 47-41 in triple overtime at the Valero Alamo Bowl, tying for the largest comeback in bowl history and the second-largest ever in an FBS game. Rifle and equestrian were national

runners-up, while Ronnie Baker repeated as the NCAA's indoor track and field champion in the 60 meters.

In 2014-15, TCU won its first Big 12 football championship in just its third season in the conference. The Horned Frogs finished third in season-ending polls after defeating Ole Miss, 42-3, in the Chick-fil-A Peach Bowl. The TCU baseball team captured the Big 12 regular-season championship and made its second-straight College World Series appearance and third in six seasons. Men's tennis reached the Final Four, rifle finished third in the nation and men's golf was 10th at the NCAA Championships. Baker won the NCAA indoor championship in the 60 meters, while the 4x100 outdoor relay team finished second in the nation. Twelve sports reached postseason play.

The 2013-14 athletics campaign saw TCU total six team or individual Big 12 championships in addition to track and field's Lorraine Ugen winning the NCAA indoor title in the women's long jump.

TCU captured three national championships in 2012-13. Rifle won the NCAA smallbore title, while Ugen (women's long jump) and Charles Silmon (men's 100 meters) were individual winners at the NCAA Outdoor Track and Field Championships.

In Del Conte's first two years at TCU, the Horned Frogs' football program made two straight BCS appearances that included a 21-19 win over Wisconsin in the 2011 Rose Bowl. Additionally, the Horned Frog baseball team reached the College World Series for the first time in program history in 2010, and the rifle team won the 2010 and 2012 NCAA national championship. In 2009-10, TCU was the only school in the nation to play in a BCS game and win at least one game at the CWS.

Del Conte was the recipient of a 2015 NACDA Under Armour AD of the Year Award and the 2010 Bobby Dodd Division I-A Athletic Director's Award. In February 2015, he was named to the Division I Baseball Committee.

During his tenure at Rice, Del Conte had responsibility for 16 intercollegiate programs, 350 student-athletes, along with coaches and staff. Del Conte also designed, developed and managed the Rice Vision for the Second Century Campaign, which raised over \$90 million. The Second Century Campaign included athletic facilities such as the Tudor Fieldhouse and Youngkin Center for Student-Athlete Excellence as well as upgrades to the football stadium. Del Conte also secured a marketing sponsorship and broadcast rights contract for Rice and maintained a focus on student-athlete academic achievement, resulting in numerous public recognition awards from the NCAA for the academic progress rate of student-athletes.

Prior to Rice, Del Conte was the senior associate athletics director for external operations and sports programs at the University of Arizona (2000-06). In that role, Del Conte had responsibility for the planning, management and oversight of the day-to-day operation for the department of intercollegiate athletics. He also functioned as the chief financial officer; managed external operations; had oversight and management of all contracts, ticket sales, broadcast rights fees, corporate sponsorships, and trademarks and licensing; and oversight of all facility construction.

Del Conte also served as an assistant athletics director for external operations at both Washington State (1998-99) and Cal Poly (1994-98).

Del Conte served on the North Texas Super Bowl XLV Host Committee and currently assists with the Davey O'Brien Foundation Board, the National Sports Marketing Network Board and the Collegiate Sports Summit. His other professional committee involvement and associations include the Division I-A Athletics Directors Association and the National Association of Collegiate Directors of Athletics.

Del Conte received a bachelor's of arts degree in sociology from UC Santa Barbara, where he was a track and field student-athlete, and a master's of education, administration and supervision from Washington State.

Del Conte is married to Dr. Robin Ward and has two daughters.



Ross Bailey
Sr. Associate A.D.
Facilities &
Operations



Gretchen Bouton
Sr. Associate A.D.
Student Services



Jeremiah Donati
Deputy Athletics
Director for External
Affairs



Jack Hesselbrock
Sr. Associate A.D.
Sport Administration



Kenneth Janak
Sr. Associate A.D.
Athletics Financial
Officer



Kim Johnson
Sr. Associate A.D.
Senior Woman
Administrator



Mike Siquefield
Sr. Associate A.D.
Internal Affairs



Rhonda Hatcher
Faculty Athletic
Representative

2016 FINAL STATISTICS

HITTING STATISTICS

Table with 20 columns: Player, Avg., GP-GS, AB, R, H, 2B, 3B, HR, RBI, TB, SLG%, BB, HBP, SO, GDP, OB%, SF, SH, SB-ATT. Rows include Luken Baker, Elliott Barzilli, Dane Steinhagen, Evan Skoug, Cam Warner, Ryan Merrill, Austen Wade, Josh Watson, Connor Wanhanen, Trent Franson, Michael Landestoy, Mason Hesse, Ryan Johnson, Zack Plunkett, Nolan Brown, and Totals/Opponents.

LOB - Team (513), Opp (477). DPs turned - Team (58), Opp (68). CI - Team (1), Skoug 1. IBB - Team (14), Skoug 3, Baker 3, Steinhagen 2, Barzilli 2, Hesse 1, Wade 1, Wanhanen 1, Watson 1, Opp (5). Picked off - Steinhagen 3, Baker 2, Barzilli 2, Merrill 2, Watson 1, Wanhanen 1, Wade 1, Warner 1, Skoug 1.

PITCHING STATISTICS

Table with 24 columns: Player, ERA, W-L, App, GS, CG, SO/CB, SV, IP, H, R, ER, BB, SO, 2B, 3B, HR, AB, B/Avg., WP, HBP, BK, SF, SH. Rows include Jared Janczak, Brian Howard, Zack Plunkett, Mitch Sewald, Durbin Feltman, Luken Baker, Ryan Burnett, Drew Gooch, Dalton Horton, Brian Trieglaff, Mitchell Traver, Preston Guillory, Sean Wymer, Dalton Brown, Rex Hill, Devon Roedahl, and Totals/Opponents.

PB - Team (9), Skoug 7, Plunkett 2, Opp (12). Pickoffs - Team (7), Janczak 2, Howard 2, Horton 1, Trieglaff 1, Skoug 1, Opp (14). SBA/ATT - Skoug (39-57), Howard (12-20), Hill (6-8), Burnett (5-8), Janczak (3-7), Horton (2-6), Trieglaff (5-5), Traver (4-4), Baker (1-3), Plunkett (2-2), Gooch (2-2), Brown, D. (1-1).

FIELDING STATISTICS

Table with 20 columns: Player, C, PO, A, E, FLD%, DPs, SBA, CS, SBA%. Rows include Michael Landestoy, Zack Plunkett, Brian Howard, Luken Baker, Dalton Horton, Ryan Johnson, Preston Guillory, Sean Wymer, Drew Gooch, Trent Franson, Nolan Brown, Durbin Feltman, Dalton Brown, Dane Steinhagen, Evan Skoug, Connor Wanhanen, Austen Wade, Cam Warner, Josh Watson, Mason Hesse, Elliott Barzilli, Brian Trieglaff, Ryan Merrill, Rex Hill, Jared Janczak, Mitchell Traver, Ryan Burnett, Devon Roedahl, Mitch Sewald, and Totals/Opponents.

2016 LINE SCORES

Feb 19, 2016 at Fort Worth, Texas

LMU 102 000 011 - 5 7 3 (1-0)
#11 TCU 000 201 000 - 3 12 2 (0-1)
 WP-Redman, Blake (1-0); LP-Janczak, Jared (0-1)
 T-3:06 A-5,116

Feb 19, 2016 at Fort Worth, Texas

LMU 000 000 000 - 0 3 0 (1-1)
#11 TCU 001 000 00x - 1 8 1 (1-1)
 WP-Howard, Brian (1-0); LP-Abbott, Cory (0-1)
 SV TCU-Trieglaff, Brian (1)
 T-2:44 A-4,509

Feb 20, 2016 at Fort Worth, Texas

LMU 000 000 000 - 0 3 1 (1-2)
#11 TCU 001 020 02x - 5 10 0 (2-1)
 WP-Baker, Luken (1-0); LP-Cohen, Tyler (0-1)
 HR TCU-Baker, Luken (1)
 T-3:00 A-3,687

Feb 24, 2016 at Fort Worth, Texas

UAPB 300 000 000 - 3 6 3 (0-4)
#13 TCU 220 008 05x - 17 15 1 (3-1)
 WP-Roedahl, Devon (1-0); LP-Estep, Blake (0-2)
 HR TCU-Barzilli, Elliott (1)
 T-3:05 A-3,573

Feb 26, 2016 at Houston, Texas

#6 ULL 001 000 000 - 1 5 1 (3-2)
#13 TCU 001 040 02x - 7 12 2 (4-1)
 WP-Howard, Brian (2-0); LP-Leger, Gunner (0-1)
 HR TCU-Steinhagen, Dane (1)
 T-2:36 A-5,335

Feb 27, 2016 at Houston, Texas

#25 Rice 000 000 0 - 0 5 1 (3-4)
#13 TCU 053 101 x - 10 9 0 (5-1)
 WP-Baker, Luken (2-0); LP-Salinas, Ricardo (0-1)
 HR TCU-Baker, Luken (2); Barzilli, Elliott (2)
 T-2:08 A-7,881

Feb 28, 2016 at Houston, Texas

#13 TCU 005 040 010 - 10 13 0 (6-1)
#9 Houston 000 001 000 - 1 6 3 (4-3)
 WP-Janczak, Jared (1-1); LP-Ullom, Mitch (1-1)
 HR TCU-Watson, Josh (1)
 T-3:1A-6,516

March 1, 2016 at Fort Worth, Texas

UTRGV 000 000 0 - 0 4 4 (3-6)
#7 TCU 207 040 x - 13 10 0 (7-1)
 WP-Horton, Dalton (1-0); LP-Kufrovich, Austin (0-1)
 HR TCU-Warner, Cam (1)
 T-2:46 A-3,566

March 4, 2016 at Fort Worth, Texas

Gonzaga 000 101 200 - 4 10 0 (5-4)
#7 TCU 011 100 000 - 3 7 0 (7-2)
 WP-Bailey, Brandon (2-0); LP-Guillory, Preston (0-1)
 SV GU-Bies, Daniel (1)
 T-2:37 A-3,801

March 5, 2016 at Fort Worth, Texas

Gonzaga 010 100 000 - 2 6 1 (5-5)
#7 TCU 411 101 02x - 10 13 0 (8-2)
 WP-Howard, Brian (3-0); LP-Vernia, Justin (0-2)
 HR TCU-Watson, Josh (2)
 T-2:34 A-3,875

March 6, 2016 at Fort Worth, Texas

Gonzaga 000 001 000 - 1 6 0 (5-6)
#7 TCU 005 (10)00 10x - 16 16 2 (9-2)
 WP-Hill, Rex (1-0); LP-Morgan, Eli (1-1)
 T-2:48 A-3,723

March 8, 2016 at Fort Worth, Texas

UT Arlington 100 000 000 - 1 6 0 (8-6)
#7 TCU 200 200 01x - 5 7 1 (10-2)
 WP-Horton, Dalton (2-0); LP-Schneider, Dylan (0-1)
 T-2:31 A-3,895

March 11, 2016 at Fort Worth, Texas

USC 100 000 200 - 3 7 0 (6-6)
#7 TCU 020 010 14x - 8 11 2 (11-2)
 WP-Janczak, Jared (2-1); LP-Davis, Kyle (2-2)
 HR TCU-Watson, Josh (3); Barzilli, Elliott (3)
 T-3:06 A-3,597

March 12, 2016 at Fort Worth, Texas

USC 020 300 050 1 - 11 18 1 (6-7)
#7 TCU 110 305 000 2 - 12 12 1 (12-2)
 WP-Trieglaff, Brian (1-0); LP-Kriske, Brooks (0-1)
 HR TCU-Warner, Cam (2); Skoug, Evan (1)
 T-4:37 A-4,209

March 13, 2016 at Fort Worth, Texas

USC 204 260 020 - 16 17 0 (7-7)
#7 TCU 040 010 001 - 6 9 1 (12-3)
 WP-Wegman, Brad (1-0); LP-Hill, Rex (1-1)
 HR USC-Ramirez, AJ 2(2)
 T-3:19 A-4,765

March 15, 2016 at Houston, Texas

#7 TCU 001 000 032 - 6 9 0 (13-3)
Rice 010 021 000 - 4 8 1 (8-8)
 WP-Trieglaff, Brian (2-0); LP-Myers, Dane (1-1)
 T-3:14 A-3,406

March 18, 2016 at Fort Worth, Texas

West Virginia 201 003 000 - 6 9 2 (10-5)
#7 TCU 000 030 07x - 10 11 3 (14-3)
 WP-Wymer, Sean (1-0); LP-Grove, Michael (0-2)
 HR TCU-Barzilli, Elliot (4)
 HR WVU-Cramer, Jackson (2)
 T-3:26 A-4,379

March 19, 2016 at Fort Worth, Texas

West Virginia 001 000 000 - 1 2 3 (10-6)
#7 TCU 011 301 10x - 7 10 0 (15-3)
 WP-Howard, Brian (4-0); LP-Vance, Ross (3-1)
 T-2:38 A-4,364

March 20, 2016 at Fort Worth, Texas

West Virginia 200 000 0 - 2 8 2 (10-7)
#7 TCU 412 520 x - 14 16 0 (16-3)
 WP-Hill, Rex (2-1); LP-Myers, BJ (2-2)
 HR TCU-Baker, Luken (3); Barzilli, Elliott (5)
 T-2:34 A-4,190

March 22, 2016 at Fort Worth, Texas

ACU 000 001 300 - 4 7 1 (9-11)
#4 TCU 600 000 00x - 6 8 1 (17-3)
 WP-Horton, Dalton (3-0); LP-Cole, Nate (1-3)
 SV TCU-Feltman, Durbin (1)
 HR TCU-Steinhagen, Dane (2)
 HR ACU-Call, Austin (1); Carroll, Kyle (1)
 T-2:54 A-4,038

March 24, 2016 at Austin, Texas

#4 TCU 000 300 000 - 3 7 4 (17-4)
Texas 011 020 00x - 4 10 0 (10-12)
 WP-Duke, Travis (2-1); LP-Baker, Luken (2-1)
 SV UT-Mayes, Connor (1)
 HR TCU-Skoug, Evan (2)
 HR UT-Mathis, Patrick (4)
 T-2:58 A-4,828

March 25, 2016 at Austin, Texas

#4 TCU 000 000 000 - 0 4 0 (17-5)
Texas 000 002 00x - 2 5 0 (11-12)
 WP-Culbreth, Ty (4-2); LP-Howard, Brian (4-1)
 SV UT-Mayes, Connor (2)
 HR UT-Barrera, Tres (2)
 T-2:14 A-4,004

March 26, 2016 at Austin, Texas

#4 TCU 012 113 001 - 9 14 1 (18-5)
Texas 030 020 000 - 5 11 1 (11-13)
 WP-Burnett, Ryan (1-0); LP-Kingman, Nolan (1-2)
 HR UT-Barrera, Tres (3)
 T-3:53 A-7,093

March 29, 2016 at Arlington, Texas

#6 TCU 005 260 400 - 17 16 0 (19-5)
UT Arlington 020 020 000 - 4 4 3 (14-12)
 WP-Janczak, Jared (3-1); LP-Vassar, Brad (1-1)
 HR TCU-Watson, Josh (5)
 T-3:20 A-1,196

April 1, 2016 at Wichita, Kan.

#6 TCU 000 012 000 - 3 9 0 (20-5)
Wichita State 000 000 000 - 0 3 1 (9-17)
 WP-Janczak, Jared (4-1); LP-Schwanke, Willie (4-3)
 HR TCU-Steinhagen, Dane (3)
 T-2:23 A-2,105

2016 LINE SCORES

April 2, 2016 at Wichita, Kan.

#6 TCU 000 222 551 - 17 13 0 (21-5)
Wichita State 210 200 000 - 6 13 2 (9-18)
 WP-Trieglaff, Brian (3-0); LP-Hayes, John (0-3)
 HR TCU-Steinhagen, Dane (4); Watson, Josh (6)
 T-4:04 A-2,995

April 3, 2016 at Wichita, Kan.

#6 TCU 001 160 040 - 12 13 1 (22-5)
Wichita State 000 100 013 - 5 6 3 (9-19)
 WP-Horton, Dalton (4-0); LP-Lewis, Zach (0-5)
 HR TCU-Skoug, Evan (3)
 HR WSU-Troutwine, Gunnar (4); Dugas, Dayton (2)
 T-2:46 A-2,554

April 6, 2016 at Fort Worth, Texas

UT Arlington 030 000 100 - 4 13 0 (17-13)
#5 TCU 000 000 030 - 3 6 2 (22-6)
 WP-Wilcox, Jake (2-2); LP-Hill, Rex (2-2)
 HR TCU-Warner, Cam (3)
 HR UTA-Cox, Brady (1)
 T-2:30 A-3,892

April 8, 2016 at Lawrence, Kan.

#5 TCU 100 100 100 - 3 12 1 (22-7)
Kansas 100 001 02x - 4 8 0 (12-16)
 WP-Villines, Stephen (3-1); LP-Janczak, Jared (4-2)
 HR TCU-Skoug, Evan (4)
 HR KU-Moroney, Joe (1)
 T-2:57 A-1,317

April 9, 2016 at Lawrence, Kan.

#5 TCU 010 210 022 - 8 13 3 (23-7)
Kansas 000 000 000 - 0 6 2 (12-17)
 WP-Horton, Dalton (5-0); LP>Weiman, Blake (1-3)
 T-2:48 A-1,237

April 10, 2016 at Lawrence, Kan.

#5 TCU 030 080 012 - 14 18 2 (24-7)
Kansas 211 020 000 - 6 11 3 (12-18)
 WP-Trieglaff, Brian (4-0); LP-Goldsberry, Blake (0-5)
 HR TCU-Skoug, Evan (5); Watson, Josh (1);
 Merrill, Ryan (1)
 T-3:22 A-1,311

April 12, 2016 at Fort Worth, Texas

Dallas Baptist 000 100 800 - 9 13 1 (21-10)
#5 TCU 010 000 000 - 1 5 1 (24-8)
 WP-Stutzman, Daniel (4-1); LP-Burnett, Ryan (1-1)
 HR DBU-Martinelli, David (5); Wolforth, Garrett (1)
 T-3:09 A-3,851

April 15, 2016 at Fort Worth, Texas

Oklahoma 020 010 000 - 3 4 1 (18-16)
#5 TCU 201 600 02x - 11 14 1 (25-8)
 WP-Baker, Luken (3-1); LP-Madden, Ryan (1-3)
 SV TCU-Wymer, Sean (1)
 HR TCU-Skoug, Evan (6)
 T-2:49 A-5,201

April 16, 2016 at Fort Worth, Texas

Oklahoma 000 101 0 - 2 8 1 (18-17)
#5 TCU 122 031 3 - 12 16 2 (26-8)
 WP-Horton, Dalton (6-0); LP-Andritsos, Chris (4-3)
 HR TCU-Wade, Austen (1)
 T-2:39 A-3,955

April 16, 2016 at Fort Worth, Texas

Oklahoma 000 000 000 - 0 5 0 (18-18)
#5 TCU 000 010 01x - 2 4 0 (27-8)
 WP-Howard, Brian (5-1); LP-Elliott, Jake (0-1)
 SV TCU-Feltman, Durbin (2)
 T-2:16 A-4,658

April 22, 2016 at Fort Worth, Texas

#5 TCU 000 000 000 - 0 5 2 (27-9)
Oklahoma St. 002 041 20x - 9 13 1 (24-13)
 WP-Hatch, Thomas (3-1); LP-Janczak, Jared (4-3)
 T-2:57 A-1,758

April 23, 2016 at Fort Worth, Texas

#5 TCU 100 220 240 - 11 13 1 (28-9)
Oklahoma St. 002 000 013 - 6 10 3 (24-14)
 WP-Horton, Dalton (7-0); LP-Cobb, Trey (4-6)
 SV TCU-Guillory, Preston (1)
 HR TCU-Watson, Josh (8)
 T-3:31 A-1,988

April 24, 2016 at Fort Worth, Texas

#5 TCU 000 104 110 - 7 11 2 (28-10)
Oklahoma St. 008 020 10x - 11 12 0 (25-14)
 WP-Elliott, Jensen (5-2); LP-Howard, Brian (5-2)
 SV OSU-Buttett, Tyler (7)
 HR TCU-Steinhagen, Dane (5)
 HR OSU-Williams, Dustin (9)
 T-3:35 A-1,296

April 26, 2016 at Fort Worth, Texas

#6 TCU 000 200 0 - 2 6 0 (29-10)
Dallas Baptist 000 000 0 - 0 3 0 (27-12)
 WP-Janczak, Jared (5-3); LP-Johnson, MD (3-3)
 SV TCU-Feltman, Durbin (3)
 HR TCU-Skoug, Evan (7)
 T-3:30 A-1,113

April 29, 2016 at Fort Worth, Texas

#10 Texas Tech 000 114 100 - 7 14 1 (33-12)
#6 TCU 001 000 101 - 3 6 3 (29-11)
 WP-Martin, Davis (7-0); LP-Trieglaff, Brian (4-1)
 HR TTU-Gutierrez, Eric (8)
 HR TCU-Barzilli, Elliott (6)
 T-3:10 A-4,564

April 30, 2016 at Fort Worth, Texas

#10 Texas Tech 011 031 000 - 6 13 1 (33-13)
#6 TCU 000 174 01x - 13 12 2 (30-11)
 WP-Guillory, Preston (1-1); LP-Moseley, Ryan (4-4)
 HR TTU-Gutierrez, Eric (9); Raley, Cory (6)
 T-3:48 A-6,451

May 1, 2016 at Fort Worth, Texas

#10 Texas Tech 002 010 000 - 3 6 1 (34-13)
#6 TCU 000 001 000 - 1 6 0 (30-12)
 WP-Damron, Ty (4-1); LP-Hill, Rex (2-3)
 SV TTU-Mushinski, Parker (1)
 T-2:58 A-5,829

May 7, 2016 at State College, Pa.

#10 TCU 012 300 000 - 6 10 0 (31-12)
Penn State 000 000 011 - 2 9 1 (25-21)
 WP-Howard, Brian (6-2); LP-Lehman, Taylor (1-9)
 SV TCU-Feltman, Durbin (4)
 HR TCU-Barzilli, Elliott (7)
 T-2:51 A—

May 7, 2016 at State College, Pa.

#10 TCU 030 000 110 - 5 8 3 (32-12)
Penn State 200 000 200 - 4 13 2 (25-22)
 WP-Feltman, Durbin (1-0); LP-Forsyth, Dakota (1-3)
 SV TCU-Trieglaff, Brian (2)
 HR TCU-Watson, Josh (9)
 T-3:10 A-2,185

May 7, 2016 at State College, Pa.

#10 TCU 002 030 013 - 9 19 0 (33-12)
Penn State 001 110 200 - 5 9 2 (25-23)
 WP-Guillory, Preston (2-1); LP-Anderson, Jack (4-2)
 HR TCU-Watson, Josh (10)
 HR PSU-Guers, Greg (4)
 T-3:24 A-1,346

May 13, 2016 at Waco, Texas

#8 TCU 100 110 000 - 3 9 0 (33-13)
Baylor 002 100 10x - 4 8 1 (21-25)
 WP-Tolson, Drew (5-3); LP-Guillory, Preston (2-2)
 SV BU-Montemayor, Troy (11)
 T-2:50 A-3,336

May 14, 2016 at Waco, Texas

#8 TCU 000 000 023 - 5 9 1 (33-14)
Baylor 001 024 01x - 8 12 2 (22-25)
 WP-Castano, Daniel (4-4); LP-Traver, Mitchell (0-1)
 SV BU-Montemayor, Troy (12)
 T-3:18 A-2,860

May 15, 2016 at Waco, Texas

#8 TCU 001 100 320 - 7 7 0 (34-14)
Baylor 100 001 100 - 3 4 3 (22-26)
 WP-Feltman, Durbin (2-0); LP-Lewis, Nick (1-5)
 HR TCU-Steinhagen, Dane (6); Baker, Luken (4)
 HR BU-Menard, Matt (6)
 T-3:13 A-2,955

2016 LINE SCORES

May 17, 2016 at Fort Worth, Texas

SFA 001 001 000 - 2 3 0 (27-25)
#11 TCU 021 000 00x - 3 5 1 (35-14)
 WP-Horton, Dalton (8-0); LP-Polivka, Eric (2-3)
 SV TCU-Trieglaff, Brian (3)
 HR TCU-Steinhagen, Dane (7)
 T-2:16 A-3,937

May 19, 2016 at Fort Worth, Texas

Kansas State 001 100 000 - 2 5 0 (26-27)
#11 TCU 000 200 10x - 3 10 0 (36-14)
 WP-Wymer, Sean (2-0); LP-Rigler, Parker (4-8)
 SV TCU-Feltman, Durbin (5)
 T-2:47 A-3,718

May 20, 2016 at Fort Worth, Texas

Kansas State 010 000 000 - 1 10 0 (26-28)
#11 TCU 010 100 00x - 2 5 1 (37-14)
 WP-Guillory, Preston (3-2); LP-MaVorhis, Levi (6-5)
 SV TCU-Feltman, Durbin (6)
 T-2:25 A-4,178

May 21, 2016 at Fort Worth, Texas

Kansas State 010 000 200 - 3 7 3 (26-29)
#11 TCU 000 161 10x - 9 6 0 (38-14)
 WP-Janczak, Jared (6-3); LP-Wiley, Logan (3-2)
 HR KSU-Scudder, Jake (7)
 T-2:57 A-4,475

May 25, 2016 at Oklahoma City, Okla.

Baylor 021 002 000 - 5 10 1 (24-28)
#11 TCU 023 203 02x - 12 12 0 (39-14)
 WP-Wymer, Sean (3-0); LP-Castano, Daniel (4-5)
 HR BU-McLean, Steven (2); Esthay, Kameron (3)
 HR TCU-Skoug, Evan (8); Baker, Luken (5);
 Watson, Josh (11)
 T-3:05 A-4,469

May 26, 2016 at Oklahoma City, Okla.

#11 TCU 000 400 090 - 13 17 3 (40-14)
#16 OSU 400 000 100 - 5 9 2 (36-19)
 WP-Guillory, Preston (4-2); LP-Buffett, Tyler (6-3)
 HR TCU-Skoug, Evan (9); Baker, Luken (6)
 T-3:28 A-4,296

May 28, 2016 at Oklahoma City, Okla.

#11 TCU 100 000 000 - 1 6 0 (40-15)
Texas 000 020 001 - 2 10 1 (25-31)
 WP-Shugart, Chase (2-3); LP-Brown, Dalton (0-1)
 HR UT-Clemens, Cody (5)
 T-3:00 A-4,789

May 28, 2016 at Oklahoma City, Okla.

Texas 001 100 000 - 2 9 1 (25-32)
#11 TCU 001 033 01x - 8 14 0 (41-15)
 WP-Howard, Brian (7-2); LP-Ridgeway, Beau (3-1)
 SV TCU-Trieglaff, Brian (4)
 HR TCU-Baker, Luken (7)
 T-3:35 A-4,013

May 29, 2016 at Oklahoma City, Okla.

#11 TCU 521 010 001 1 - 11 18 1 (42-15)
West Virginia 003 340 000 0 - 10 12 2 (36-22)
 WP-Feltman, Durbin (3-0); LP-Smith, Blake (5-2)
 HR TCU-Baker, Luken (8); Landestoy, Michael (1)
 T-3:53 A-4,389

June 3, 2016 at Fort Worth, Texas

Oral Roberts 000 000 000 - 0 6 2 (38-20)
#9 TCU 100 004 20x - 7 9 0 (43-15)
 WP-Traver, Mitchell (1-1); LP-Howe, Bryce (6-5)
 HR TCU-Warner, Cam (4)
 T-2:57 A-4,150

June 4, 2016 at Fort Worth, Texas

#9 TCU 011 000 020 - 4 11 0 (44-15)
Gonzaga 000 003 000 - 3 7 0 (36-20)
 WP-Burnett, Ryan (2-1); LP-Morgan, Eli (10-3)
 SV TCU-Feltman, Durbin (7)
 HR GON-Bohling, Jeffrey (8)
 T-2:52 A-4,319

June 5, 2016 at Fort Worth, Texas

#9 TCU 030 000 140 - 8 14 0 (45-15)
Arizona State 001 000 000 - 1 4 0 (36-23)
 WP-Howard, Brian (8-2); LP-Erives, Eder (6-2)
 HR TCU-Warner, Cam (5)
 T-2:40 A-4,331

June 10, 2016 at College Station, Texas

#7 TCU 203 030 000 - 8 10 0 (46-15)
#1 TAMU 200 000 000 - 2 6 2 (48-15)
 WP-Janczak, Jared (7-3); LP-Hill, Brigham (9-2)
 HR TCU-Baker, Luken (9)
 T-3:13 A-6,109

June 11, 2016 at College Station, Texas

No. 1 TAMU 300 002 020 - 7 9 0 (49-15)
No. 7 TCU 000 000 010 - 1 7 1 (46-16)
 WP-Simonds, Kyle (11-3); LP-Traver, Mitchell (1-2)
 HR TAMU-Moss, J.B. (6); Barash, Michael (5);
 Moroney, Jonathan (5); Metlon, Hunter (12)
 T-3:25 A-6,073

June 12, 2016 at College Station, Texas

#7 TCU 000 010 300 - 4 6 1 (47-16)
#1 TAMU 100 000 000 - 1 2 1 (49-16)
 WP-Howard, Brian (9-2); LP-Vinson, Andrew (4-3)
 SV TCU-Feltman, Durbin (8)
 T-3:14 A-6,068

June 19, 2016 at Omaha, Neb.

#3 TCU 000 110 003 - 5 10 2 (48-16)
#4 Texas Tech 001 010 010 - 3 8 3 (46-19)
 WP-Burnett, Ryan (3-1); LP-Duggar, Robert (6-1)
 SV TCU-Feltman, Durbin (9)
 HR TCU-Warner, Cam (6); Baker, Luken (10)
 T-3:38 A-19,834

June 21, 2016 at Omaha, Neb.

#3 TCU 010 021 002 - 6 8 1 (49-16)
#7 Coastal Caro. 000 001 000 - 1 6 2 (50-17)
 WP-Howard, Brian (10-2); LP-Cunningham, Alex (9-4)
 SV TCU-Burnett, Ryan (1)
 HR TCU-Baker, Luken (11)
 T-3:08 A-22,704

June 24, 2016 at Omaha, Neb.

#7 Coastal Caro. 002 000 200 - 4 4 0 (52-17)
#3 TCU 000 000 010 - 1 6 1 (49-17)
 WP-Beckwith, Andrew (14-1); LP-Traver, Mitchell (1-3)
 HR TCU-Steinhagen, Dane (8)
 T-2:46 A-24,904

June 25, 2016 at Omaha, Neb.

#3 TCU 000 101 201 - 5 11 1 (49-18)
#7 Coastal Caro. 012 400 00x - 7 12 0 (53-17)
 WP-Cunningham, Alex (10-4); LP-Janczak, Jared (7-4)
 HR CCU-Chadwick, Tyler (8)
 T-3:07 A-14,561

2016 SUPERLATIVES

2016 TCU GAME HIGHS

TEAM

BATTING:

At bats: 46 at Kansas (4/10)

Runs scored: 17 at Wichita State (4/2)
17 at UT Arlington (2/29)
17 vs Arkansas-Pine Bluff (2/24)

Hits: 19 at Penn State (5/8)

RBIs: 16 vs Gonzaga (3/6)

Doubles: 7 at Kansas (4/10)

Triples: 2 (5 games)

Home runs: 3 vs Baylor (5/25)
3 at Kansas (4/10)

Total bases: 34 at Kansas (4/10)

Walks: 13 vs USC (3/12)

Strikeouts: 15 vs Houston (2/28)

Sac hits: 2 at Kansas (4/9)

Sac flies: 2 (5 games)

Stolen bases: 6 vs Abilene Christian (3/22)

Hit by pitch: 4 vs Stephen F. Austin (5/17)

Caught stealing: 2 vs Kansas State (5/21)
2 at Baylor (5/14)
2 vs Oklahoma (4/16)

Runners LOB: 14 at Kansas (4/9)

Hit into DP: 3 (4 games)

FIELDING:

Putouts: 30 vs West Virginia (5/29)
30 vs USC (3/12)

Assists: 18 at Rice (3/15)

Errors: 4 at Texas (3/24)

Passed balls: 2 vs USC (3/11)

DPs turned: 3 vs Kansas State (5/20)
3 vs West Virginia (3/20)
3 vs USC (3/11)

PITCHING:

Innings pitched: 10.0 vs West Virginia (5/29)
10.0 vs USC (3/12)

Runs allowed: 16 vs USC (3/13)

Earned runs: 14 vs USC (3/13)

Walks allowed: 7 vs Texas Tech (5/1)

Strikeouts: 15 vs Texas Tech (6/19)
15 at UT Arlington (3/29)
15 vs Abilene Christian (3/22)

Hits allowed: 18 vs USC (3/12)

Doubles allowed: 7 vs USC (3/12)

Triples allowed: 1 (7 games)

Homers allowed: 4 vs Texas A&M (6/11)

Wild pitches: 5 at UT Arlington (3/29)

Hit batters: 4 vs Dallas Baptist (4/12)

INDIVIDUAL

BATTING:

At bats: 6 (16 games)

Runs scored: 4 (4 games)

Hits: 5, Luken Baker vs Baylor (5/25)

RBIs: 5, Luken Baker vs Texas (5/28)
5, Evan Skoug vs Oklahoma (4/15)
5, Luken Baker vs West Virginia (3/20)

Doubles: 3, Evan Skoug vs USC (3/12)

Triples: 1 (22 games)

Home runs: 1 (55 games)

Total bases: 10, Evan Skoug vs USC (3/12)

Walks: 4, Austen Wade at Oklahoma State (4/23)
4, Evan Skoug at Texas (3/26)
4, Luken Baker vs USC (3/12)

Strikeouts: 4, Evan Skoug vs West Virginia (5/29)
4, Josh Watson vs Oklahoma State (5/26)
4, Josh Watson vs USC (3/12)

Sac hits: 1 (7 games)

Sac flies: 2, Ryan Merrill vs West Virginia (5/29)

Stolen bases: 3, Dane Steinhagen vs Texas Tech (4/30)

Hit by pitch: 2, Evan Skoug vs SFA (5/17)
2, Mason Hesse at Kansas (4/9)

Caught stealing: 1 (22 games)

Runners LOB: 6, Dane Steinhagen vs Houston (2/28)

FIELDING:

Putouts: 14, Evan Skoug at Oklahoma State (4/24)

Assists: 8, Cam Warner at Baylor (5/15)
8, Cam Warner vs USC (3/11)

Errors: 2, Ryan Merrill vs Texas Tech (4/29)
2, Mason Hesse at Kansas (4/9)
2, Ryan Merrill at Texas (3/24)

Passed balls: 2, Evan Skoug vs USC (3/11)

PITCHING:

IP: 8.0, Brian Howard vs Arizona State (6/5)
8.0 Brian Howard at Texas (3/25)

Runs allowed: 8, Rex Hill vs USC (3/13)

ER: 7, Brian Howard at Oklahoma State (4/24)

Walks allowed: 5, Rex Hill vs Texas Tech (5/1)

Ks: 10, Dalton Horton vs Abilene Christian (3/22)

Hits allowed: 10, Rex Hill vs USC (3/13)

Wild pitches: 4, Rex Hill at UT Arlington (3/29)

Hit batters: 3, Ryan Burnett vs Dallas Baptist (4/12)

MISCELLANEOUS:

Longest 9-Inning Game: .. 4:04 @ Wichita St. (4/2)

Shortest 9-Inning Game: 2:14 @ Texas (3/25)

Longest Game (overall) 4:37 vs. USC (3/12)

Most Pitchers Used 6 vs. UT Arlington (4/6)
6 vs. USC (3/13)
6 vs. Arkansas-Pine Bluff (2/24)
6 vs. Loyola Marymount (2/21)

TCU RECORD...

	All
All Opponents	49-18
at Home	24-7
on the Road	16-8
at Neutral Sites	9-3
Ranked Teams	9-5
Left-handed starter	14-6
Right-handed starter	35-12
Day Games	26-6
Night Games	23-12
TCU has 10+ hits	33-3
TCU has 15+ hits	10-0
Out-hit opponents	42-4
Out-hit by opponents	6-13
Equal number of hits	1-1
Opponent has < 10 hits	38-7
Opponent has > 10 hits	11-11
Horned Frogs hits HR	35-7
Horned Frog doesn't hit HR	14-11
TCU scores 0-5 runs	13-16
TCU scores 6-9 runs	16-2
TCU scores 10+ runs	20-0
Opponent scores 0-5 runs	42-10
Opponent scores 6-9 runs	5-6
Opponent scores 10+ runs	2-2
TCU starters pitch 5+ innings	26-8
TCU starters pitch < 5 innings	23-10
TCU staff posts 10+ Ks	13-5
TCU commits no errors	23-5
TCU commits 1-2 errors	21-10
TCU commits 3+ errors	5-3
One-run games	8-6
Two-run games	5-4
Five+ run games	28-4
Extra innings	2-0
Scored first	28-6
Opponent scored first	21-12
Score in first inning	13-3
Opponent scored in first inning	12-4
Leading after six	40-1
Trailing after six	4-12
Tied after six	5-5
Leading after seven	37-1
Trailing after seven	5-15
Tied after seven	3-2
Leading after eight	40-0
Trailing after eight	2-17
Tied after eight	2-1
On Tuesday	9-1
On Wednesday	1-1
On Thursday	2-1
On Friday	8-8
On Saturday	17-4
On Sunday	12-3
In February	5-1
In March	13-4
In April	11-6
In May	12-4
In June	7-3

2016 SUPERLATIVES

STARTERS BY POSITION

PITCHER: Howard (17); Horton (12); Hill (11); Baker (10);

Janczak (7); Traver (7); Wymer (2); Roedahl (1)

CATCHER: Skoug (61), Plunkett (6)

FIRST BASE: Wanhanen (49), Landestoy (15), Skoug (3)

SECOND BASE: Warner (65); Hesse (2)

THIRD BASE: Barzilli (67)

SHORTSTOP: Merrill (51); Hesse (16)

LEFT FIELD: Watson (67)

CENTER FIELD: Steinhagen (67)

RIGHT FIELD: Wade (58); Johnson (5); Wanhanen (4)

DESIGNATED HITTER: Baker (67)

STARTERS BY BATTING ORDER

1. Wade (52); Wanhanen (15)
2. Warner (64); Wanhanen (1); Steinhagen (1); Hesse (1)
3. Skoug (64); Barzilli (2); Wanhanen (1)
4. Baker (67)
5. Watson (35); Barzilli (32)
6. Watson (32); Barzilli (30); Steinhagen (5)
7. Steinhagen (22); Wanhanen (22); Merrill (19); Barzilli (2); Hesse (2)
8. Steinhagen (38); Merrill (14); Wanhanen (6); Hesse (2); Johnson (2); Plunkett (2); Landestoy (1); Warner (1); Barzilli (1)
9. Merrill (18); Landestoy (14); Hesse (13); Wanhanen (8); Wade (6); Plunkett (4); Johnson (3); Steinhagen (1)

SCORE BY INNING

Inn.	1	2	3	4	5	6	7	8	9	Ex.	Tot.
TCU	36	42	56	69	76	51	34	77	23	3	467
Opp.	30	20	46	24	38	31	31	17	10	1	248

STARTING PITCHING

Brian Howard (17).....	14-3
Dalton Horton (12).....	11-1
Rex Hill (11).....	7-4
Luken Baker (10).....	6-4
Jared Janczak (7).....	5-2
Mitchell Traver (7).....	4-3
Sean Wymer (2).....	1-1
Devon Roedahl (1).....	1-0

INHERITED RUNNERS

Pitcher	2016	Career
Dalton Brown	3/7	3/7
Ryan Burnett	8/23	14/32
Durbin Feltman	1/14	1/14
Drew Gooch	0/2	2/8
Preston Guillory	10/28	19/46
Jared Janczak	2/10	2/10
Brian Howard	0/0	5/9
Brian Trieglaff	8/19	16/45
Sean Wymer	5/5	5/5

FIELDING BY POSITION:

PITCHERS

PLAYER	C	PO	A	E	FLD%	DPs	SBA	CSB	SBA%	PB	CI
Brian Howard	21	8	13	0	1.000	1	12	8	.600	0	0
Luken Baker	15	4	11	0	1.000	0	1	2	.333	0	0
Dalton Horton	14	4	10	0	1.000	0	2	4	.333	0	0
Sean Wymer	5	3	2	0	1.000	0	0	0	-	0	0
Preston Guillory	5	2	3	0	1.000	0	0	0	-	0	0
Drew Gooch	4	1	3	0	1.000	0	2	0	1.000	0	0
Durbin Feltman	2	2	0	0	1.000	0	0	0	-	0	0
Dalton Brown	1	1	0	0	1.000	0	1	0	1.000	0	0
Brian Trieglaff	13	7	5	1	.923	0	5	0	1.000	0	0
Rex Hill	10	2	7	1	.900	0	6	2	.750	0	0
Jared Janczak	28	11	14	3	.893	1	3	4	.429	0	0
Mitchell Traver	9	0	8	1	.889	0	4	0	1.000	0	0
Ryan Burnett	3	0	2	1	.667	0	5	3	.625	0	0
Devon Roedahl	1	0	0	1	.000	0	0	0	-	0	0
Zack Plunkett	0	0	0	0	.000	0	0	0	-	0	0
Mitch Sewald	0	0	0	0	.000	0	0	0	-	0	0

CATCHERS

PLAYER	C	PO	A	E	FLD%	DPs	SBA	CSB	SBA%	PB	CI
Zack Plunkett	79	76	3	0	1.000	0	2	0	1.000	2	0
Evan Skoug	512	442	64	6	.988	3	39	18	.684	7	1

FIRST BASE

PLAYER	C	PO	A	E	FLD%	DPs	SBA	CSB	SBA%	PB	CI
Michael Landestoy	194	172	22	0	1.000	17	0	0	-	0	0
Evan Skoug	16	15	1	0	1.000	2	0	0	-	0	0
Connor Wanhanen	408	375	27	6	.985	33	0	0	-	0	0

SECOND BASE

PLAYER	C	PO	A	E	FLD%	DPs	SBA	CSB	SBA%	PB	CI
Trent Franson	3	1	2	0	1.000	0	0	0	-	0	0
Cam Warner	309	117	185	7	.977	47	0	0	-	0	0
Mason Hesse	8	3	4	1	.875	1	0	0	-	0	0

THIRD BASE

PLAYER	C	PO	A	E	FLD%	DPs	SBA	CSB	SBA%	PB	CI
Mason Hesse	2	0	2	0	1.000	0	0	0	-	0	0
Elliott Barzilli	184	41	134	9	.951	16	0	0	-	0	0
Trent Franson	0	0	0	0	.000	0	0	0	-	0	0

SHORTSTOP

PLAYER	C	PO	A	E	FLD%	DPs	SBA	CSB	SBA%	PB	CI
Mason Hesse	84	32	49	3	.964	10	0	0	-	0	0
Ryan Merrill	212	72	121	19	.910	31	0	0	-	0	0

OUTFIELD

PLAYER	C	PO	A	E	FLD%	DPs	SBA	CSB	SBA%	PB	CI
Ryan Johnson	8	8	0	0	1.000	0	0	0	-	0	0
Connor Wanhanen	5	5	0	0	1.000	0	0	0	-	0	0
Nolan Brown	2	2	0	0	1.000	0	0	0	-	0	0
Dane Steinhagen	144	141	2	1	.993	0	0	0	-	0	0
Austen Wade	124	118	4	2	.984	0	0	0	-	0	0
Josh Watson	99	94	2	3	.970	1	0	0	-	0	0

2016 BIG 12 TOURNAMENT

2016 BIG 12 POSTSEASON CONFERENCE TOURNAMENT

MAY 25-29 • CHESAPEAKE BRICKTOWN BALLPARK • OKLAHOMA CITY, OKLA.

WEDNESDAY, MAY 25

No. 5 Oklahoma	0
No. 4 West Virginia	6
No. 8 Kansas State	5
No. 1 Texas Tech	8
No. 6 Baylor	5
No. 3 TCU	12
No. 7 Texas	4
No. 2 Oklahoma State	10

THURSDAY, MAY 26

No. 5 Oklahoma	13
No. 8 Kansas State	7
(Kansas State eliminated)	
No. 7 Texas	15
No. 6 Baylor	3
(West Virginia eliminated)	
No. 1 Texas Tech	4
No. 4 West Virginia	9
No. 3 TCU	13
No. 2 Oklahoma State	5

FRIDAY, MAY 27

No. 1 Texas Tech	4
No. 5 Oklahoma	17
(Texas Tech eliminated)	
No. 2 Oklahoma State	8
No. 7 Texas	12
(Oklahoma State eliminated)	

SATURDAY, MAY 28

No. 4 West Virginia	11
No. 5 Oklahoma	1
(Oklahoma eliminated)	
No. 3 TCU	1
No. 7 Texas	2
No. 7 Texas	2
No. 3 TCU	8
(Texas eliminated)	

SUNDAY, MAY 29

No. 3 TCU	11
No. 4 West Virginia	10
(TCU wins NCAA automatic berth)	



2016 FORT WORTH REGIONAL

2016 NCAA FORT WORTH REGIONAL

JUNE 3-5 • LUPTON STADIUM • FORT WORTH, TEXAS

FRIDAY, JUNE 3

No. 3 Gonzaga	5
No. 2 Arizona State	1
No. 4 Oral Roberts	0
No. 1 TCU	7

SATURDAY, JUNE 4

No. 2 Arizona State	4
No. 4 Oral Roberts	1
(Oral Roberts Eliminated)	
No. 1 TCU	4
No. 3 Gonzaga	3

SUNDAY, JUNE 5

No. 2 Arizona State	6
No. 3 Gonzaga	3
(Gonzaga Eliminated)	
No. 1 TCU	8
No. 2 Arizona State	1

ALL-REGION TEAM

- C - Brian Servin, Arizona State
- 1B - Taylor Jones, Gonzaga
- 2B - Cam Warner, TCU
(Tournament MOP)
- SS - Ryan Merrill, TCU
- 3B - Elliott Barzilli, TCU
- OF - Andrew Shaps, Arizona State
- OF - Michael Hungate, Oral Roberts
- OF - Austen Wade, TCU
- DH - Luken Baker, TCU
- UT - Jordan Aboites, Arizona State
- P - Brandon Bailey, Gonzaga
- P - Jordan Aboites, Arizona State
- P - Brian Howard, TCU



2016 COLLEGE STATION SUPER REGIONAL

2016 NCAA COLLEGE STATION SUPER REGIONAL

JUNE 10-12 • BLUE BELL PARK • COLLEGE STATION, TEXAS

FRIDAY, JUNE 10

TCU Horned Frogs	8
#4 Texas A&M Aggies	2

SATURDAY, JUNE 11

#4 Texas A&M Aggies	7
TCU Horned Frogs	1

SUNDAY, JUNE 12

TCU Horned Frogs	1
#4 Texas A&M Aggies	4

(TCU Advances to the College World Series)



2016 COLLEGE WORLD SERIES

2016 NCAA COLLEGE WORLD SERIES

JUNE 18-30 • TD AMERITRADE PARK • OMAHA, NEB.

SUNDAY, JUNE 19

TCU	5
Texas Tech	3

TUESDAY, JUNE 21


TCU	6
Coastal Carolina	1

FRIDAY, JUNE 24

Coastal Carolina	4
TCU	1

SATURDAY, JUNE 25

TCU	5
Coastal Carolina	7



2016 BIG 12 CONFERENCE INFO

2016 FINAL BIG 12 STANDINGS

	Big 12	Pct.	GB	H	A	Overall	Pct.	H	A	N
Texas Tech!	19-5	.792	—	9-3	10-2	47-20	.701	25-9	16-6	6-5
Oklahoma State	16-8	.667	3.0	5-4	10-2	43-22	.662	18-7	18-8	7-7
TCU*	15-9	.625	4.0	10-2	5-7	49-18	.731	24-7	16-8	9-3
West Virginia	12-11	.522	6.5	8-4	4-7	36-22	.621	20-10	13-11	3-1
Oklahoma	11-13	.458	8.0	8-4	1-8	39-27-1	.526	16-9	10-15	4-3-1
Baylor	10-14	.417	9.0	5-7	5-7	24-29	.453	16-16	8-11	0-2
Texas	10-14	.417	9.0	5-7	5-7	25-32	.439	15-19	7-10	3-3
Kansas State	8-16	.333	11.0	5-7	3-9	26-31	.456	15-14	9-13	2-4
Kansas	6-17	.261	13.0	3-8	3-9	20-35-1	.366	15-12-1	4-19	1-4

! Indicates the regular season champions.

* Indicates the Big 12 postseason tournament champions.



2016 FINAL BIG 12 STATISTICS

HITTING STATISTICS

Player	Avg.	GP-GS	AB	R	H	2B	3B	HR	RBI	TB	SLG%	BB	HBP	SO	GDP	OB%	SF	SH	SB-ATT
Luken Baker	.371	24-24	89	20	33	6	0	2	18	45	.506	15	3	10	2	.477	0	0	0-0
Dane Steinhagen	.357	24-24	84	16	30	9	0	2	20	45	.536	8	2	17	3	.417	2	0	6-9
Austen Wade	.349	24-22	83	21	29	6	0	1	13	38	.458	23	1	17	1	.495	0	1	6-9
Elliott Barzilli	.326	24-24	86	17	28	5	1	3	11	44	.512	15	2	12	2	.429	2	0	4-5
Josh Watson	.313	24-24	83	20	26	5	0	2	13	37	.446	17	3	24	5	.438	2	0	10-11
Cam Warner	.280	24-24	107	12	30	9	0	0	12	39	.364	5	1	19	2	.316	1	0	3-4
Connor Wanhanen	.235	21-21	68	12	16	4	0	0	15	20	.294	13	4	12	2	.384	1	1	4-4
Evan Skoug	.233	22-22	86	18	20	6	0	4	19	38	.442	14	1	18	0	.343	1	0	2-2

Ryan Johnson	.333	5-0	3	1	1	0	0	0	1	1	.333	0	0	1	0	.333	0	0	0-0
Ryan Merrill	.286	17-16	56	11	16	1	1	1	7	22	.393	5	0	7	1	.339	1	0	3-4
Michael Landestoy	.188	14-5	16	4	3	0	0	0	3	3	.188	1	1	2	0	.263	1	0	0-1
Mason Hesse	.185	12-8	27	2	5	2	0	0	5	7	.259	2	2	9	0	.290	0	3	1-1
Zack Plunkett	.125	7-2	8	2	1	0	0	0	0	1	.125	1	1	5	0	.300	0	0	0-0
Trent Franson	.000	1-0	0	0	0	0	0	0	0	0	.000	1	0	0	0	1.000	0	0	0-0
Nolan Brown	.000	3-0	0	1	0	0	0	0	0	0	.000	1	0	0	0	1.000	0	0	0-0
Totals	.299	24-24	796	157	238	53	2	15	137	340	.427	121	21	153	18	.400	11	5	39-50
Opponents	.258	24-24	778	98	201	33	2	13	86	277	.356	74	14	176	21	.332	4	21	14-20

LOB - Team (190), Opp (179). DPs turned - Team (25), Opp (25). CI - Team (1), Skoug 1. IBB - Team (8), Baker 2, Skoug 2, Wanhanen 1, Barzilli 1, Steinhagen 1, Watson 1, Opp (1). Picked off - Steinhagen 3, Skoug 1, Warner 1, Barzilli 1, Merrill 1, Wade 1, Baker 1

PITCHING STATISTICS

Player	ERA	W-L	App.	GS	CG	SO/CB	SV	IP	H	R	ER	BB	SO	2B	3B	HR	AB	B/Avg.	WP	HBP	BK	SF	SH
Brian Howard	4.42	2-2	7	7	1	0/1	0	38.2	32	19	19	12	37	4	1	2	139	.230	2	2	0	0	4

Ryan Burnett	0.00	1-0	7	0	0	0/0	0	10.2	6	3	0	6	9	0	0	0	37	.162	0	0	0	0	1
Dalton Brown	0.00	0-0	2	0	0	0/0	0	2.0	1	0	0	0	1	0	0	0	7	.143	0	0	0	0	0
Zack Plunkett	0.00	0-0	1	0	0	0/0	0	1.0	2	0	0	0	0	1	0	0	5	.400	0	0	0	0	0
Durbin Feltman	0.73	1-0	10	0	0	0/1	3	12.1	5	1	1	5	17	1	0	0	40	.125	1	1	0	1	0
Dalton Horton	1.57	3-0	4	4	0	0/1	0	23.0	22	5	4	3	4	4	0	0	89	.247	2	1	0	1	1
Mitchell Traver	2.45	0-1	2	2	0	0/0	0	7.1	11	2	2	2	10	2	0	0	33	.333	0	1	0	0	0
Luken Baker	2.82	1-1	5	5	0	0/0	0	22.1	21	12	7	9	21	5	0	3	83	.253	2	0	0	1	7
Sean Wymer	3.31	2-0	7	1	0	0/0	1	16.1	13	8	6	8	16	3	0	1	59	.220	2	1	0	0	2
Jared Janczak	3.80	1-2	8	2	0	0/1	0	23.2	24	14	10	8	28	4	0	2	92	.261	4	3	0	0	3
Preston Guillory	3.95	2-1	7	0	0	0/1	1	13.2	14	6	6	5	11	1	0	2	51	.275	2	1	0	0	0
Drew Gooch	5.14	0-0	5	0	0	0/0	0	7.0	12	6	4	1	3	2	0	1	32	.375	1	1	0	0	1
Brian Trieglaff	5.17	1-1	8	0	0	0/0	0	15.2	24	14	9	8	12	3	1	2	70	.343	1	2	0	0	0
Rex Hill	6.35	1-1	3	3	0	0/0	0	11.1	14	8	8	7	7	3	0	0	41	.341	2	1	0	1	2
Totals	3.34	15-9	24	24	1	2/2	5	205.0	201	98	76	74	176	33	2	13	778	.258	19	14	0	4	21
Opponents	6.23	9-15	24	24	2	2/1	6	202.1	238	157	140	121	153	53	2	15	796	.299	27	21	3	11	5

PB - Team (2), Skoug 2, Opp (3). Pickoffs - Team (2), Trieglaff 1, Janczak 1, Opp (9). SBA/ATT - Skoug (13-18), Howard (5-7), Trieglaff (4-4), Gooch (2-2), Baker (1-2), Plunkett (1-1), Hill (0-1), Janczak (1-1), Burnett (0-1), Horton (0-1), Traver (1-1).

2016 BIG 12 CONFERENCE INFO/AWARDS

HITTING STATISTICS

School	Avg.	GP	AB	R	H	2B	3B	HR	RBI	TB	SLG%	BB	HBP	SO	GDP	OB%	SF	SH	SB-ATT
TCU	.302	67	2297	467	693	139	22	55	497		.453	315		446		.393	26	7	97-119
Texas Tech	.291	67	2280	462	664	146	19	55	426	1013	.444	347	74	492	51	.397	29	34	73-89
West Virginia	.287	58	1959	341	563	116	21	42	312	847	.432	240	37	380	29	.370	33	49	64-102
Kansas State	.284	57	1934	335	550	100	17	30	300	775	.400	222	61	382	42	.372	21	41	62-90
Kansas	.276	56	1878	299	518	100	12	23	271	711	.379	241	64	351	42	.372	29	42	48-65
Baylor	.274	53	1801	272	494	92	14	34	242	716	.398	165	46	375	36	.347	19	44	14-25
Oklahoma	.268	58	1911	342	513	104	18	47	311	794	.415	269	37	404	45	.365	26	38	56-80
Texas	.268	57	1873	298	502	105	13	34	272	735	.392	215	36	438	30	.351	22	75	45-64
Oklahoma State	.263	65	2155	363	567	112	13	47	333	846	.393	275	54	540	30	.358	18	64	81-112

PITCHING STATISTICS

School	ERA	W-L-T	G	CG	SO/CB	SV	IP	H	R	ER	BB	SO	2B	3B	HR	AB	B/Avg.	WP	HBP	BK
TCU	3.18	49-18	67	1	9/9	16	586.1	528	248	207	191	536	95	7	32	2181	.242	47	53	3
Oklahoma State	3.21	43-22	65	5	10/4	21	583.1	515	247	208	255	574	76	8	21	2146	.240	45	50	5
West Virginia	4.07	36-22	58	2	5/4	13	517.2	481	278	234	208	518	91	10	32	1925	.250	37	51	11
Texas Tech	4.07	47-20	67	0	5/5	20	594.1	578	321	269	256	444	108	17	31	2224	.260	70	76	6
Texas	4.08	25-32	57	2	4/4	11	505.1	508	273	229	196	428	76	12	31	1928	.263	27	33	4
Oklahoma	4.41	30-27-1	58	1	4/4	10	501.2	501	287	246	255	432	79	14	28	1892	.265	38	56	8
Kansas State	5.06	26-31	57	2	2/2	9	502.0	548	324	282	204	440	118	18	42	1965	.279	43	59	7
Baylor	5.08	24-29	53	0	1/1	14	469.2	509	308	265	249	330	85	17	40	1810	.281	59	24	6
Kansas	6.27	20-35-1	56	2	1/1	6	482.0	588	379	336	238	367	116	16	61	1918	.307	53	47	9

NATIONAL RANKINGS	
TEAM RANKINGS:	
Shutouts	5
Doubles; Hits, W-L Pct.	8
BB	10
Runs	11
ERA, ; K:BB Ratio	16
Triples	17
Stolen Bases; WHIP	18
Double Plays	19
INDIVIDUAL RANKINGS:	
LUKEN BAKER:	
Hits	13
On-Base Percentage	25
RBI	31
Batting Average	34
Total Bases	35
Base on Balls	36
BRIAN HOWARD:	
Games Started	10
Victories	18
EVAN SKOUG:	
Doubles	32
AUSTEN WADE:	
Base on Balls	8
BB/game	18

2016 BIG 12 CONFERENCE HONORS

PLAYER OF THE YEAR

Eric Gutierrez, Texas Tech

P Chad Donato, West Virginia
 P Troy Montemayor, Baylor
 P Tyler Buffett, Oklahoma State

Oklahoma State: Trey Cobb, Jensen Elliott, Corey Hassel, Dustin Williams
TCU: Durbin Feltman, Jared Janczak, Austen Wade, Josh Watson

PITCHER OF THE YEAR

Thomas Hatch, Oklahoma State

Texas: Tres Barrera, Kacy Clemens, Zane Gurwitz, Travis Jones, Patrick Mathis
Texas Tech: Michael Davis, Robert Dugger
West Virginia: Kyle Davis, Jimmy Galusky, Michael Grove, Blake Smith, Ivan Verra

NEWCOMER OF THE YEAR

Jake Scudder, Kansas State

SECOND TEAM

C Evan Skoug, TCU
IF Steven McLean, Baylor
IF Colby Wright, Kansas
IF Jake Scudder, Kansas State
IF Garrett Benge, Oklahoma State
IF Cam Warner, TCU
IF Jackson Cramer, West Virginia
OF Dane Steinhagen, TCU
OF Tyler Nesloney, Texas Tech
OF Darius Hill, West Virginia
UT Kameron Esthay, Baylor
DH Cory Raley, Texas Tech
P Daniel Castano, Baylor
P Ty Culbreth, Texas
P Dalton Horton, TCU
P Steven Gingery, Texas Tech
P Stephen Villines, Kansas
P Hayden Howard, Texas Tech

ALL-FRESHMAN TEAM

C Josh Rolette, Kansas State
P Chris Andritsos, Oklahoma
OF Steele Walker, Oklahoma
P Jensen Elliott, Oklahoma State
P/DH Luken Baker, TCU
P Durbin Feltman, TCU
P Dalton Horton, TCU
OF Josh Watson, TCU
P Steven Gingery, Texas Tech
P Davis Martin, Texas Tech
OF Darius Hill, West Virginia
C Ivan Vera, West Virginia

FRESHMAN OF THE YEAR

Luken Baker, TCU

COACH OF THE YEAR

Tim Tadlock, Texas Tech

FIRST TEAM

C Michael Tinsley, Kansas
IF Sheldon Neuse, Oklahoma
IF J.R. Davis, Oklahoma State
IF Donnie Walton, Oklahoma State
IF Elliott Barzilli, TCU
IF Eric Gutierrez, Texas Tech
OF Clayton Dalrymple, Kansas State
OF Tanner Gardner, Texas Tech
OF Stephen Smith, Texas Tech
UT Luken Baker, TCU
DH Luken Baker, TCU
P Ben Krauth, Kansas
P Thomas Hatch, Oklahoma State
P Davis Martin, Texas Tech

HONORABLE MENTION

Baylor: Matt Menard, Drew Tolson
Kansas: Matt McLaughlin
Kansas State: Josh Rolette
Oklahoma: Chris Andritsos, Jack Flansburg, JB Olson, Cody Thomas, Steele Walker

HORNED FROG INDIVIDUAL RECORDS

HITTING

BATTING AVERAGE

Season: .465 Mike Ramsey (1985)
 Career: .421 Mike Ramsey (1984-85)

GAMES PLAYED

Season: 68 Bryan Holaday (2010)
 68 Matt Curry (2010)
 Career: 251 Keaton Jones (2012-15)

AT BATS

Game: 10 Derek Odell
 vs. Sam Houston State (5-31-14)
 Season: 283 Cam Warner (2016)
 Career: 909 Jason Coats (2009-12)

RUNS

Game: 6 many times, most recently
 Austin Adams vs. Charlotte (4-23-05)
 Season: 77 Sam Lunsford (1996)
 Career: 232 Sam Lunsford (1995-98)

HITS

Game: 7 Brad Wallace vs. Maine (3-6-96)
 Season: 99 Jason Coats (2010)
 99 Bryan Holaday (2010)
 Career: 317 Royce Huffman (1996-99)

RBI

Game: 8 Royce Huffman
 vs. San Diego State (4-18-98)
 Season: 80 Chris Connally (1998)
 Career: 225 Royce Huffman (1996-99)

DOUBLES

Game: 3 13 times, most recently
 Jantzen Witte vs. Kansas (3-15-13)
 Season: 26 Matt Curry (2010)
 Career: 69 Jason Coats (2009-12)

TRIPLES

Game: 2 many times, most recently
 Cody Jones vs. Northwestern St. (3-13-13)
 Season: 9 Bernard Walker (1986)
 Career: 17 Erick Macha (1999-01)



Keaton Jones appeared in more games in a TCU uniform than any other Horned Frog. He also set the standard in the field with 760 assists.

HOME RUNS

Game: 3 11 times, most recently
 Jason Coats vs. Houston (4-11-10)
 Season: 23 Chris Connally (1997)
 23 Tom Hardgrove (1989)
 Career: 44 Royce Huffman (1996-99)

TOTAL BASES

Season: 176 Bryan Holaday (2010)
 Career: 528 Royce Huffman (1996-99)

SLUGGING PERCENTAGE

Season: .864 Chris Connally (1997)
 Career: .799 Chris Connally (1997-98)

SACRIFICES

Game: 3 Darren Thorpe
 vs. Southeastern Oklahoma (3-12-90)
 Season: 21 Kyle Bacak (2014)
 Career: 41 Jantzen Witte (2010-13)

WALKS

Game: 5 .. Kyle Von Tungeln vs. San Diego St. (4-20-12)
 5 Matt Curry vs. Arizona (6-5-10)
 Season: 57 Austen Wade (2016)
 57 Matt Curry (2010)
 Career: 158 Royce Huffman (1996-99)

HIT BY PITCH

Season: 25 Levi Groomer (2000)
 Career: 42 Chad Huffman (2004-06)

STOLEN BASES

Game: 4 10 times, most recently
 Jeff Yarbrough vs. BYU (3-21-98)
 Season: 44 Darren Thorpe (1998)
 Career: 94 Darren Thorpe (1986, 88-90)

HIT FOR THE CYCLE

Last Time: Shelby Ford vs. Cincinnati (5-8-05)

FIELDING

PUTOUTS

Game: 27 Kevin Cron
 vs. Sam Houston State (5-31-14)
 Season: 625 Matt Curry (2010)
 Career: 1,371 Matt Vern (2006-09)

ASSISTS

Game: 11 Keaton Jones
 vs. Sam Houston State (5-31-14)
 Season: 208 Keaton Jones (2015)
 Career: 760 Keaton Jones (2012-15)

ERRORS

Game: 4 Stuart Musslewhite
 vs. Oklahoma (4-12-05)
 4 Sonny Cason vs. Texas Tech (3-2-74)
 Season: 27 Taylor Featherston (2011)
 27 Taylor Featherston (2009)
 27 Kerby Smith (1994)
 Career: 70 Taylor Featherston (2009-11)



Preston Morrison dominated on the mound for four years. He's the only Horned Frog to throw over 400 innings in his career.

PITCHING

EARNED RUN AVERAGE

Season: 1.11 Tommy Gramly (1966)
 Career: 1.11 Tommy Gramly (1966)

APPEARANCES

Season: 38 Justin Scharf (2012)
 Career: 96 Trent Appleby (2008-11)

GAMES STARTED

Season: 19 Kyle Winkler (2010)
 Career: 61 Preston Morrison (2012-15)

VICTORIES

Season: 16 Matt Purke (2010)
 Career: 38 Frank Johnstone (1971-74)

INNINGS PITCHED

Season: 129.2 Preston Morrison (2014)
 Career: 471.1 Preston Morrison (2012-15)

COMPLETE GAME

Season: 11 Kenny Benedict (1977)
 Career: 37 Frank Johnstone (1971-74)

SAVES

Season: 15 Riley Ferrell (2014)
 Career: 32 Riley Ferrell (2013-15)

STRIKEOUTS

Game: 18 Tommy Gramly
 vs. Texas Tech (4-9-77)
 Season: 151 Lance Broadway (2005)
 Career: 336 Shawn Thompson (1997-00)

WALKS

Game: 11 Brian Ohnoutka vs. Texas (3-30-85)
 Season: 68 Mickey McCarty (1967)
 Career: 153 Cameron Young (1977-80)

HORNED FROG TEAM RECORDS

HITTING

BATTING AVERAGE

Season334 (2010)

SLUGGING PERCENTAGE

Season551 (2010)

LEFT ON BASE

Season 573 (1996)

AT BATS

Game 72 vs. Sam Houston State (5-31-14)

Season 2,427 (2010)

RUNS

Game 30 vs. Louisville (5-16-03)

Season 574 (2010)

HITS

Game 35 vs. Louisville (5-16-03)

Season 811 (2010)

RBI

Game 29 vs. Iowa State (3-15-01)

Season 519 (2010)

DOUBLES

Game 9 @ UT Pan American (4-11-09)

9 vs. New Mexico (3-21-99)

Season 178 (2010)

TRIPLES

Game 4 vs. Fresno St. (4-7-00)

4 vs. Texas A&M (4-6-57)

Season 33 (1998, 2001)

HOME RUNS

Game 9 @ New Mexico (5-9-10)

9 @ Charlotte (4-23-05)

9 vs. Iowa State (3-15-01)

Season 101 (2010)

TOTAL BASES

Game 67 @ New Mexico (5-9-10)

Season 1,338 (2010)

STOLEN BASES

Game 10 vs. Texas A&M (5-12-56)

Season 134 (1996)

SACRIFICES

Game 7 vs. San Diego State (4-1-10)

Season 104 (2010)

WALKS

Game 22 vs. Rice (4-16-48)

Season 382 (1996)

HIT BY PITCH

Game 6 vs. Northern Colorado (2-18-14)

6 vs. Dayton (6-2-12)

6 vs. Dallas Baptist (2-5-04)

6 vs. UT-Arlington (2-5-99)

6 vs. UT-Arlington (2-2-98)

Season: 91 (2011)

FIELDING

FIELDING PERCENTAGE

Season979 (2015)

PUTOUTS

Game 66 vs. Sam Houston State (5-31-14)

Season 1,823 (2010)

ASSISTS

Game 29 vs. Sam Houston State (5-31-14)

Season 786 (2008)

ERRORS

Game 9 vs. Oklahoma (4-12-05)

Season 130 (1996)

DOUBLE PLAYS

Game 5 vs. San Diego State (5-20-12)

Season 71 (2010)

PITCHING

EARNED RUN AVERAGE

Season 1.71 (1972)

MOST RUNS ALLOWED

Game 26 vs. SW Missouri St. (4-8-90)

Season 464 (1996)

FEWEST RUNS ALLOWED PER GAME

Season 2.12 (1972)

MOST HITS ALLOWED

Game 26 (2 times)

Season 670 (2004)

FEWEST HITS ALLOWED

Season 237 (1972)

STRIKEOUTS

Game 19 vs. Manhattan (3-4-05)

Season 574 (2014)

WALKS

Game 15 vs. Oklahoma St. (3-31-87)

Season 382 (1996)

SAVES

Season 21 (2006)

MOST INNINGS

Game 22 vs. Sam Houston State (5-31-14)

Season 607.2 (2010)

TEAM

MOST GAMES PLAYED 68 (2010).

MOST VICTORIES 54 (2010)

MOST LOSSES 35 (1987)

WINNING PCT.840 (21-4) (1963)

LARGEST MARGIN OF VICTORY

..... 28 vs. Louisville (30-2) (5-16-03)

FROGS IN NCAA RECORD BOOK

CONSECUTIVE TIMES ON BASE

17..... Lew Williams (1987)


(16 times vs. Rice, 1 vs. N. Texas)

TEAM WALKS IN AN INNING

11..... vs. Dallas Baptist (2-23-98)

INDIVIDUAL WALKS IN AN INNING

3 Jeff Yarbrough vs. Dallas Baptist (2-23-98)



Jeff Yarbrough holds the NCAA record for most walks in an inning, drawing three in a 1998 contest against Dallas Baptist.



Sam Demel was instrumental in the Frogs setting a season record of 21 saves in 2006. He finished as the all-time save leader at TCU.

INDIVIDUAL SEASON RECORDS

GAMES PLAYED

68	Bryan Holaday (2010)
68	Matt Curry (2010)
67	Luken Baker (2016)
67	Elliott Barzilli (2016)
67	Dane Steinhagen (2016)
67	Josh Watson (2016)
67	Aaron Schultz (2010)
67	Jason Coats (2010)
67	Brad Wallace (1996)
67	David Johnson (1996)
67	Matt Howe (1996)

AT-BATS

283	Cam Warner (2016)
279	Bryan Holaday (2010)
274	Jason Coats (2010)
267	Boomer White (2014)
266	Ben Carruthers (2008)

RUNS SCORED

77	Sam Lunsford (1996)
75	Royce Huffman (1999)
72	Bryan Holaday (2010)
72	Chris Connally (1998)
71	Sam Lunsford (1998)
71	Chris Connally (1997)

HITS

99	Bryan Holaday (2010)
99	Jason Coats (2010)
97	Chad Huffman (2004)
94	Luken Baker (2016)
94	Terry Trofholz (2002)
94	Royce Huffman (1999)

BATTING AVG. (MIN. 150 AB)

.465	Mike Ramsey (1985)
.441	Terry Trofholz (2002)
.422	Royce Huffman (1999)
.420	Royce Huffman (1998)
.414	Chris Connally (1997)

RUNS BATTED IN

80	Chris Connally (1998)
77	Royce Huffman (1998)
72	Chris Connally (1997)
72	Tommy Crain (1974)
71	Austin Adams (2007)
71	Chad Huffman (2006)
71	Tom Hardgrove (1989)

DOUBLES

26	Matt Curry (2010)
24	Bryan Holaday (2010)
23	Jason Coats (2010)
23	Matt Carpenter (2009)
21	Evan Skoug (2016)
21	Jantzen Witte (2011)
21	Chris Ellington (2008)
21	Andrew Walker (2007)
21	Stuart Musslewhite (2005)
21	Jeff McCurdy (1996)
21	David Johnson (1996)

TRIPLES

9	Bernard Walker (1986)
8	Rudy Rivera (2001)
8	Erick Macha (2000)
8	Paul Gonzalez (1989)
8	Bubba Jackson (1986)

HOME RUNS

23	Chris Connally (1997)
23	Tom Hardgrove (1989)
21	Chris Thomsen (1991)
19	Ryan Dunn (1997)
18	Matt Curry (2010)
18	Chad Huffman (2006)

TOTAL BASES

176	Bryan Holaday (2010)
171	Chris Connally (1997)
169	Jason Coats (2010)
168	Matt Curry (2010)
167	Chris Connally (1998)

STOLEN BASES

44	Darren Thorpe (1989)
43	Darren Thorpe (1990)
34	Fred Benavides (1987)
33	Cody Jones (2015)
33	Bernard Walker (1986)

SLUGGING PCT. (MIN 150 AB)

.864	Chris Connally (1997)
.783	Royce Huffman (1998)
.748	Tommy Crain (1974)
.742	Chad Huffman (2006)
.742	Chris Connally (1998)
.742	Mike Ramsey (1985)

WALKS

57	Austen Wade (2016)
57	Matt Curry (2010)
54	Sam Lunsford (1996)
53	Ryan Dunn (1996)
53	Darren Thorpe (1989)
52	Shawn Stanek (1994)

HIT BY PITCH

25	Levi Groomer (2000)
21	Ben Carruthers (2008)
20	Chad Huffman (2004)
19	Mark Silva (1999)
18	Taylor Featherston (2011)
18	Clint Arnold (2007)
18	Shelby Ford (2005)
18	Shelby Ford (2004)

STRIKEOUTS

67	Walter Olmstead (2001)
65	Josh Watson (2016)
64	Walter Olmstead (2002)
62	Ryan Dunn (1996)
60	Jerome Pena (2011)

SACRIFICES

21	Kyle Bacak (2014)
19	Hunt Woodruff (2008)
18	Aaron Schultz (2010)
18	Bryan Kervin (2006)
17	Keaton Jones (2015)

PUTOUTS

625	Matt Curry (2010)
520	Walter Olmstead (2001)
511	Walter Olmstead (2002)
500	Joe Weik (2011)
494	Kyle Bacak (2014)
494	Bryan Holaday (2010)

ASSISTS

208	Keaton Jones (2015)
203	Ben Carruthers (2008)
197	Taylor Featherston (2010)
196	Keaton Jones (2014)
190	Jerome Pena (2010)

PITCHING APPEARANCES

38	Justin Scharf (2012)
33	Jeff Baker (1994)
32	Riley Ferrell (2015)
32	Sam Demel (2007)
32	Robbie Findlay (2004)

GAMES STARTED

19	Kyle Winkler (2010)
18	Preston Morrison (2014)
18	Matt Purke (2010)
18	Steven Maxwell (2010)
18	Flint Wallace (1996)
18	Clayton Jerome (2004)

VICTORIES

16	Matt Purke (2010)
15	Lance Broadway (2005)
14	Jake Arrieta (2006)
12	Preston Morrison (2015)
12	Kyle Winkler (2010)

INNINGS PITCHED

129.2	Preston Morrison (2014)
122.0	Preston Morrison (2015)
117.0	Lance Broadway (2005)
116.2	Kyle Winkler (2010)
116.1	Matt Purke (2010)

COMPLETE GAMES

11	Kenny Benedict (1977)
10	Frank Johnstone (1973)
10	Frank Johnstone (1972)
10	Jess Cole (1972)
10	Lance Brown (1963)
10	Mickey McCarty (1967)

STRIKEOUTS

151	Lance Broadway (2005)
142	Matt Purke (2010)
134	Brandon Finnegan (2014)
125	Brad Furnish (2006)
120	Tim Mauser (1988)

EARNED RUN AVERAGE

1.11	Tommy Gramly (1966)
1.25	Frank Johnstone (1972)
1.46	Rod Monahan (1970)

SAVES

15	Riley Ferrell (2014)
14	Riley Ferrell (2015)
13	Sam Demel (2007)
11	Robbie Findlay (2004)
10	Tim Grieve (1994)

INDIVIDUAL CAREER RECORDS

GAMES PLAYED

251	Keaton Jones (2012-15)
241	Matt Carpenter (2005-09)
234	Jason Coats (2009-12)
234	Austin Adams (2004-07)
229	Derek Odell (2012-15)

AT-BATS

909	Jason Coats (2009-12)
845	Derek Odell (2012-15)
843	Matt Carpenter (2005-09)
823	Keaton Jones (2012-15)
793	Royce Huffman (1996-99)
793	Sam Lunsford (1995-98)

RUNS SCORED

232	Sam Lunsford (1995-98)
229	Royce Huffman (1996-99)
192	Jason Coats (2009-12)
180	Chad Huffman (2004-06)
176	Matt Carpenter (2005-09)

HITS

317	Royce Huffman (1996-99)
304	Jason Coats (2009-12)
263	Matt Carpenter (2005-09)
263	Chad Huffman (2004-06)
262	Austin Adams (2004-07)

BATTING AVG. (MIN. 250 AB)

.421	Mike Ramsey (1984-85)
.400	Royce Huffman (1996-99)
.395	Chris Connally (1997-98)
.378	Scott Malone (1990-92)
.374	Chad Huffman (2004-06)

RUNS BATTED IN

225	Royce Huffman (1996-99)
202	Jason Coats (2009-12)
175	Austin Adams (2004-07)
168	Chad Huffman (2004-06)
159	Matt Carpenter (2005-09)

DOUBLES

69	Jason Coats (2009-12)
63	Jantzen Witte (2010-13)
59	Royce Huffman (1996-99)
57	Matt Carpenter (2005-09)
50	Matt Vern (2006-09)

TRIPLES

17	Erick Macha (1999-2001)
14	Brad Wallace (1992-96)
13	Taylor Featherston (2009-11)
13	Mike Losa (1988-92)
12	Jason Coats (2009-12)
12	Bernard Walker (1985-86)

HOME RUNS

44	Royce Huffman (1996-99)
40	Chris Connally (1997-98)
39	Chad Huffman (2004-06)
36	Ryan Dunn (1995-97)
34	Paul Gonzalez (1988-90)

TOTAL BASES

528	Royce Huffman (1996-99)
496	Jason Coats (2009-12)
439	Chad Huffman (2004-06)
417	Austin Adams (2004-07)
416	Bryan Holaday (2008-10)

SLUGGING PCT. (MIN 250 AB)

.799	Chris Connally (1997-98)
.666	Royce Huffman (1996-99)
.624	Chad Huffman (2004-06)
.619	Mike Ramsey (1984-85)
.614	Jeff Newman (1968-70)

WALKS

158	Royce Huffman (1996-99)
150	Matt Carpenter (2005-09)
143	Sam Lunsford (1995-98)
127	Ryan Dunn (1995-97)
125	Cody Jones (2013-15)

STRIKE OUTS

172	Keaton Jones (2012-15)
172	Matt Vern (2006-09)
160	Ryan Dunn (1995-97)
152	Walter Olmstead (2000-02)
142	Brad Wallace (1992-96)

STOLEN BASES

94	Darren Thorpe (1986, 88-90)
91	Sam Lunsford (1995-98)
75	Cody Jones (2013-15)
64	Jeff Yarbrough (1995-98)
56	Bernard Walker (1985-86)

SACRIFICES

52	Keaton Jones (2012-15)
41	Jantzen Witte (2010-13)
40	Bryan Kervin (2006-08)
33	Kyle Bacak (2013-14)
33	Terry Trofholz (2001-03)

PUTOUTS

1,371	Matt Vern (2006-09)
1,284	David Wallace (1996-99)
1,249	Bryan Holaday (2008-10)
1,218	Sam Lunsford (1995-98)
1,160	Tommy Crain (1974-76)

ASSISTS

760	Keaton Jones (2012-15)
554	Taylor Featherston (2009-11)
515	Trey Brooks (1978-81)
507	Derek Odell (2012-15)
492	Ben Carruthers (2006-09)
492	Bryan Kervin (2006-08)

PITCHING APPEARANCES

96	Trent Appleby (2008-11)
88	Trey Teakell (2011-15)
88	Tyler Lockwood (2007-10)
86	Riley Ferrell (2013-15)
85	Stan Newton (1998-2001)

GAMES STARTED

61	Preston Morrison (2012-15)
54	Clayton Jerome (2001-04)
54	Shawn Thompson (1971-74)
47	Frank Johnstone (1971-74)
46	Kyle Winkler (2009-11)

VICTORIES

38	Frank Johnstone (1971-74)
37	Preston Morrison (2012-15)
28	Clayton Jerome (2001-04)
27	Kyle Winkler (2009-11)
27	Scott Atchison (1995-99)

INNINGS PITCHED

471.1	Preston Morrison (2012-15)
386.0	Clayton Jerome (2001-04)
378.0	Frank Johnstone (1971-74)
371.2	Shawn Thompson (1971-74)
304.0	Scott Atchison (1995-99)

COMPLETE GAMES

37	Frank Johnstone (1971-74)
20	Reuben Tomlin (1975-78)
18	Brian Ohnoutka (1983-85)

STRIKE OUTS

336	Shawn Thompson (1997-2000)
322	Preston Morrison (2012-15)
312	Clayton Jerome (2001-04)
307	Scott Atchison (1995-99)
299	Frank Johnstone (1971-74)

WALKS

153	Cameron Young (1977-80)
145	Brian Ohnoutka (1983-85)
130	Kelly Johns (1991-93)

EARNED RUN AVERAGE

1.11	Tommy Gramly (1966)
1.50	Chuck Machemehl (1967-68)
1.62	Lance Broadway (2005)
1.63	Mickey McCarty (1967-68)
1.85	Preston Morrison (2012-15)

SAVES

32	Riley Ferrell (2013-15)
20	Sam Demel (2005-07)
15	Travis Barr (1989-91)
14	Tim Grieve (1990, 92-94)
13	Robbie Findlay (2002-04)



Jason Coats left his mark on the record book, ranking in the top five of most offensive categories.

2017 TCU BASEBALL

BATTING STATISTICS SINCE 1966

Main table of batting statistics for TCU baseball players from 1966 to 2016. Columns include Year, GP, AVG, AB, R, H, 2B, 3B, HR, RBI, TB, SLG%, OB%, SB, BB, HBP, SO, SF, SH, PO, A, E, PCT.

BATTING AVERAGE

Table listing batting averages for players from 1966 to 2016. Includes player names and their corresponding batting averages.

HITS

Table listing total hits for players from 1966 to 2016. Includes player names and their total number of hits.

HOME RUNS

Table listing total home runs for players from 1966 to 2016. Includes player names and their total number of home runs.

STOLEN BASES

Table listing total stolen bases for players from 1966 to 2016. Includes player names and their total number of stolen bases.

RUNS BATTED IN

Table listing total runs batted in for players from 1966 to 2016. Includes player names and their total number of RBIs.

TOP 10 TEAMS

Table showing Top 10 teams by Batting Average. Lists year and batting average.

Table showing Top 10 teams by Runs. Lists year and total runs.

Table showing Top 10 teams by Runs Per Game. Lists year and runs per game.

Table showing Top 10 teams by Runs Batted In. Lists year and total RBIs.

Table showing Top 10 teams by Hits. Lists year and total hits.

Table showing Top 10 teams by Doubles. Lists year and total doubles.


Table showing Top 10 teams by Home Runs. Lists year and total home runs.

Table showing Top 10 teams by Stolen Bases. Lists year and total stolen bases.

INDIVIDUAL ACCOMPLISHMENTS

TCU NO-HITTERS

Date	Pitcher(s)	Innings	Opponent
1954	Robert McDaniel	5	Rice
2-22-72	Jess Cole	7	UT Arlington
3-28-72	Sonny Cason	5	South Dakota State
	Jess Cole	2	
3-4-75	Reuben Tomlin	7	Texas Lutheran
3-17-85	Kight Higgins	7	Southwestern
2-7-95	Toby Dollar	3	Abilene Christian
	Derek Lee	2	
	Scott Atchison	2	
	Flint Wallace	2	
3-23-01	Chris Bradshaw	9	Hawaii-Hilo
2-19-06	Brad Furnish	7	Stephen F. Austin
4-10-09	Walker Kelly	4	UT Pan American
	Taylor Cragin	2	
	Tyler Lockwood	2	
	Eric Marshall	1	



Perfect Game

John Grace

7 IP • 4 Ks • 0 BB


4-8-72 vs. UT Pan American

* First and only perfect game in TCU baseball history.

UTPA	0	0	0	0	0	0	0	0	0	2
TCU	1	0	0	0	1	0	x	2	8	0
	W - Grace (3-1)					L - Newman				

TCU ONE-HITTERS

Date	Pitcher(s)	Innings	Opponent
1954	Tommy Hill	7	Rice
3-25-70	Bob Shaw	9	SMU
3-6-73	Frank Johnstone	7	Texas Wesleyan
2-25-75	Ed Owens	7	UT-Arlington
3-21-78	Greg Meyer	7	Kent
2-25-84	Wayne Stephens	2	Trinity
	Dan Critser	2	
	Bryan Ballantyne	1	
	John Partridge	1	
	Micky Kazmierski	1	
3-17-85	Brian Ohnoutka	7	Southwestern
3-11-86	Dwayne Williams	9	Oklahoma City
2-24-90	Britt Shoptaw	7	College of the Southwest
4-21-90	Jared Shope	7	Texas A&M
3-6-93	Jeff Zimmerman	7	College of the Southwest
1-27-96	David Meyer	5	Hawaii-Hilo
	Scott Atchison	4	
3-12-96	Derek Lee	5	Sam Houston State
	Erik Brown	2	
4-6-96	Derek Lee	7	Baylor
4-11-09	Greg Holle	3	UT Pan American
	Sean Hoelscher	3	
	Kaleb Merck	2	
	Derek VerHagen	1	
2-19-11	Kyle Winkler	7	Kansas
	Erik Miller	2	
5-20-12	Preston Morrison	9	San Diego State
4-5-14	Preston Morrison	9	West Virginia



Seven Hits In One Game


Brad Wallace

7-for-7 • 3 2B • 1 3B

4 RBI • 4 Runs

3-6-96 vs. Maine

- 1st — Singled and scored
- 2nd — Singled, 2 RBI, scored
- 3rd — Doubled and scored
- 4th — Singled, RBI
- 5th — Tripled
- 6th — Doubled
- 7th — Doubled, RBI, scored



Home Run Cycle

Chris Thomsen

5 HR • 3-1-91

vs. NE Louisiana (DH)

Game 1: 3-for-4, 3 HR, 6 RBI

Game 2: 2-for-3, 2 HR, 5 RBI

THREE HOME RUN GAMES

Date	Player	Opponent	Final Score
4-4-61	Leon Blaze	Texas	L 15-13
2-23-88	Brad Firestone	North Texas	W 18-0
4-24-90	Paul Gonzalez	Dallas Baptist	W 8-7
3-6-91	Chris Thomsen	Northeast Louisiana	W 10-1
4-27-97	Mark Silva	New Mexico	W 13-5
4-18-98	Royce Huffman	San Diego State	W 17-7
5-14-98	Chris Connally	Rice	L 10-5
3-4-03	Jake Duncan	Oklahoma	L 13-6
4-30-04	Kyle Dahlberg	Louisville	W 18-11
4-23-05	Austin Adams	Charlotte	W 27-7
4-11-10	Jason Coats	Houston	W, 12-2

GAME ONE

- 1st — Inside-the-Park HR
- 2nd — 3-run HR
- 4th — 2-run HR
- 6th — Flied to right

GAME TWO

- 2nd — Walked
- 4th — Solo HR
- 6th — Grand Slam
- 8th — Flied to right

POSTSEASON TEAM AWARDS

MATT CARPENTER MOST VALUABLE PLAYER

1987..... Fred Benavides, SS
 1988..... Steve Stone, C
 1989..... Tom Hardgrove, 1B
 1990..... Mike Losa, OF
 1991..... Chris Thomsen, 1B
 1992..... Scott Malone, 1B
 1993..... Johnny Cardenas, C
 1994..... Shannon Coulter, SS
 1995..... Kerby Smith, 3B
 1996..... Brad Wallace, 2B
 1997..... Chris Connally, OF
 1998..... Royce Huffman, 3B
 1999..... Royce Huffman, 3B
 2000..... Erick Macha, SS
 2001..... Tom Bates, OF
 2002..... Terry Trofholz, OF
 2003..... Mike Settle, 3B; Justin Hatcher, C
 2004..... Chad Huffman, OF
 2005..... Lance Broadway, P
 2006..... Chad Huffman, UT
 2007..... Austin Adams, OF
 2008..... Clint Arnold, OF
 2009..... Matt Carpenter, 3B
 2010..... Bryan Holaday, C

2011..... Kyle Winkler, P
 2012..... Josh Elander, C
 2013..... Jantzen Witte, 3B
 2014..... Boomer White, OF
 2015..... Cody Jones, OF
 2016..... **Luken Baker, P/DH**



Luken Baker

FRANK WINDEGGER FIGHTIN' FROG AWARD

1987..... Rob Jones, IF
 1988..... Steve Stone, C
 1989..... Terry Mooney, OF
 1990..... Paul Gonzalez, 3B; Jeff Stanley, LF
 1991..... Kyle Caple, C
 1992..... Mike Losa, OF
 1993..... Kemp Laidley, SS
 1994..... Shawn Stanek, OF
 1995..... Sam Lunsford, OF
 1996..... Sam Lunsford, OF
 1997..... Sam Lunsford, OF/2B
 1998..... Sam Lunsford, 2B
 1999..... Brad Rogers, OF/C
 2000..... Levi Groomer, 3B
 2001..... Jason Price, C
 2002..... Marshall Wilson, OF
 2003..... Chris Meeks, LF
 2004..... Ramon Moses, 2B
 2005..... Stuart Musslewhite, SS
 2006..... Bryan Kervin, SS
 2007..... Steven Trout, 3B
 2008..... Dillon Farish, P
 2009..... Ben Carruthers, 2B
 2010..... Bryan Holaday, C

2011..... Kyle Winkler, P
 2012..... Brance Rivera, OF
 2013..... Jantzen Witte, 3B
 2014..... Dylan Fitzgerlad, OF
 2015..... Trey Teakell, P
 2016..... **Michael Landestory, 1B**



Michael Landestory

JAKE ARRIETA OUTSTANDING PITCHER

1987..... John Briscoe
 1988..... Tim Mauser
 1989..... Kerry Knox
 1990..... Britt Shoptav
 1991..... David Bentancourt
 1992..... Jon Mock
 1993..... Kelly Johns
 1994..... Tim Grieve
 1995..... Flint Wallace
 1996..... Derek Lee
 1997..... David Meyer
 1998..... Shawn Thompson
 1999..... Scott Atchison
 2000..... Shawn Thompson; Chris Bradshaw
 2001..... Stan Newton
 2002..... Clayton Jerome
 2003..... Clayton Jerome
 2004..... Robbie Findlay
 2005..... Lance Broadway
 2006..... Jake Arrieta
 2007..... Sam Demel
 2008..... Andrew Cashner; Tyler Lockwood
 2009..... Paul Gerrish
 2010..... Matt Purke

2011..... Kyle Winkler
 2012..... Preston Morrison
 2013..... Preston Morrison
 2014..... Preston Morrison
 2015..... Preston Morrison
 2016..... **Brian Howard**




Brian Howard

BRYAN HOLADAY OUTSTANDING DEFENSIVE PLAYER

1987..... Steve Stone, C
 1988..... Mike Losa, OF
 1989..... Brad Owen, P
 1990..... Kyle Caple, C
 1991..... Rick Hinojosa, SS
 1992..... Scott Chalk, 3B
 1993..... David Ziegler, 3B
 1994..... Shannon Coulter, SS
 1995..... Casey Smith, C
 1996..... Jef Yarbrough, SS
 1997..... David Wallace, 1B
 1998..... Jef Yarbrough, SS
 1999..... David Wallace, 1B
 2000..... Brad Rogers, C
 2001..... Rudy Rivera, CF; Mike Settle, 3B
 2002..... Will Lewis, 2B; Levi Robinson, SS
 2003..... Will Lewis, 2B
 2004..... Kyle Dahlberg, C
 2005..... Kyle Dahlberg, C
 2006..... Andrew Walker, C
 2007..... Ben Carruthers, 2B
 2008..... Ben Carruthers, 2B
 2009..... Bryan Holaday, C
 2010..... Bryan Holaday, C

2011..... Aaron Schultz, OF
 2012..... Keaton Jones, SS
 2013..... Cody Jones, OF
 2014..... Keaton Jones, SS
 2015..... Keaton Jones, SS
 2016..... **Evan Skoug, C**



Evan Skoug

JASON COATS LEADING HITTER

1987..... Lew Williams, OF
 1988..... Paul Gonzalez, C
 1989..... Tom Hardgrove, 1B
 1990..... Scott Malone, OF
 1991..... Chris Thomsen, 1B
 1992..... Scott Malone, 1B
 1993..... Adam Robson, 1B
 1994..... Darren Tawwater, C
 1995..... Jason McClure, OF
 1996..... Ryan Dunn, RF
 1997..... Chris Connally, OF
 1998..... Royce Huffman, 3B
 1999..... Royce Huffman 3B
 2000..... Mark Hamilton, OF/1B
 2001..... Erick Macha, SS
 2002..... Terry Trofholz, OF
 2003..... Jake Duncan, RF
 2004..... Chad Huffman, OF
 2005..... Shelby Ford, IF
 2006..... Chad Huffman, UT
 2007..... Keith Conlon, OF
 2008..... Clint Arnold, OF
 2009..... Matt Vern, OF
 2010..... Jason Coats, OF

2011..... Jason Coats, OF
 2012..... Jason Coats, OF
 2013..... Boomer White, OF
 2014..... Garrett Crain, 2B
 2015..... **Cody Jones, OF**



Luken Baker

AUSTIN ADAMS SCHOLAR-ATHLETE AWARD

1995..... Brad Wallace
 1996..... Brad Wallace
 1997..... Jay Boehmke
 Ryan Walter
 1998..... David Wallace
 1999..... Tom Bates
 2000..... Josh Gardner
 2001..... Cade Harris
 2002..... Josh Gardner
 2003..... Jeff Reed
 2004..... Austin Adams
 2005..... Austin Adams
 2006..... Austin Adams
 2007..... Austin Adams
 2008..... Clint Arnold
 2009..... Eric Marshall
 2010..... Eric Marshall
 2011..... Joe Weik
 2012..... Davy Wright

2013..... Kevin Cron
 2014..... Kevin Cron
 2015..... Brian Trieglaff
 2016..... **Connor Wanhanen**



Connor Wanhanen

CONFERENCE TOURNAMENT HISTORY

1991

**SOUTHWEST CONFERENCE
OLSEN FIELD
COLLEGE STATION, TEXAS**

May 16	Texas	L	5-13
May 17	Baylor	W	3-0
May 17	Texas A&M	W	4-2
May 18	Texas	L	6-8

All-Tournament Selections: Chris Thomsen, Mike Macko, Rick Hinojosa, Kelly Johns, Jared Shope

1994

**SOUTHWEST CONFERENCE
DISCH-FALK FIELD
AUSTIN, TEXAS**

May 12	Texas	L	0-3
May 13	Rice	L	3-10

All-Tournament Selections: Kirby Smith

1996

**SOUTHWEST CONFERENCE
DAN LAW FIELD
LUBBOCK, TEXAS**

May 15	Baylor	W	12-5
May 16	Texas	L	5-7
May 17	Texas Tech	L	6-10

1998

**WESTERN ATHLETIC CONFERENCE
TONY GWYNN STADIUM
SAN DIEGO, CALIF.**

May 13	San Diego State	L	12-14
May 14	Rice	L	5-10

All-Tournament Selections: Chris Connally

1999

**WESTERN ATHLETIC CONFERENCE
BULLDOG DIAMOND
FRESNO, CALIF.**

May 19	Hawai'i	W	9-5
May 20	San Jose State	L	6-9
May 21	Hawai'i	W	12-10
May 21	San Jose State	W	10-6
May 22	Rice	L	3-18

All-Tournament Selections: Marshall Wilson, Erick Macha, Royce Huffman

2002

**CONFERENCE USA
GRAINGER STADIUM
KINSTON, N.C.**

May 22	East Carolina	L	1-5
May 23	Louisville	W	8-1
May 24	USF	L	1-2

2003

**CONFERENCE USA
TURCHIN STADIUM
NEW ORLEANS, LA.**

May 21	Louisville	L	1-5
May 22	USF	L	6-10

2004

**CONFERENCE USA
COUGAR FIELD
HOUSTON, TEXAS**

May 26	Houston	L	5-9
May 27	Louisville	W	4-3
May 28	East Carolina	W	10-4
May 29	Houston	W	8-3
May 29	Houston	W	5-4
May 30	Southern Miss	W	3-1

TCU wins the Conference USA Tournament Championship

**All-Tournament Selections: Bo Cogbill, Chris Neuman, Chad Huffman, Ryan Weems, Clayton Jerome, Eugene Espineli
MVP: Austin Adams**

2005

**CONFERENCE USA
PETE TAYLOR PARK
HATTIESBURG, MISS.**

May 25	Louisville	W	4-2
May 26	Southern Miss	W	8-0
May 28	Southern Miss	W	13-7

Conference USA Tournament championship game against Tulane was rained. TCU and Tulane declared co-tournament champions.

All-Tournament Selections: Keith Conlon, Chad Huffman, Sam Demel, Lance Broadway

2006

**MOUNTAIN WEST CONFERENCE
EARL E. WILSON STADIUM
LAS VEGAS, NEV.**

May 24	New Mexico	W	18-6
May 25	BYU	W	13-6
May 27	BYU	W	9-6

TCU wins the Mountain West Conference Tournament Championship

**All-Tournament Selections: Brad Furnish, Andrew Walker, Steven Trout, Ryan Pack
MVP: Chad Huffman**

2007

**MOUNTAIN WEST CONFERENCE
EARL E. WILSON STADIUM
LAS VEGAS, NEV.**

May 24	UNLV	W	8-1
May 25	BYU	W	8-7
May 26	BYU	W	9-8

TCU wins the Mountain West Conference Tournament Championship

**All-Tournament Selections: Keith Conlon, Clint Arnold, Tyler Lockwood
MVP: Austin Adams**

2008

**MOUNTAIN WEST CONFERENCE
LUPTON STADIUM
FORT WORTH, TEXAS**

May 21	UNLV	W	9-3
May 22	New Mexico	L	2-3
May 23	Utah	W	6-3
May 23	New Mexico	W	9-2
May 24	New Mexico	W	15-2

TCU wins the Mountain West Conference Tournament Championship

**All-Tournament Selections: Bryan Kervin, Matt Vern, Andrew Cashner
MVP: Clint Arnold**

2009

**MOUNTAIN WEST CONFERENCE
LUPTON STADIUM
FORT WORTH, TEXAS**

May 20	Utah	L	7-9
May 21	BYU	W	9-2
May 22	Utah	L	4-6

All-Tournament Selections: Kyle Winkler

2010

**MOUNTAIN WEST CONFERENCE
TONY GWYNN STADIUM
SAN DIEGO, CALIF.**

May 26	Utah	W	13-2
May 27	UNLV	W	5-2
May 28	New Mexico	W	2-0

TCU wins the Mountain West Conference Tournament Championship

**All-Tournament Selections: Taylor Featherston, Matt Purke, Kyle Winkler
MVP: Bryan Holaday**

CONFERENCE TOURNAMENT HISTORY

2011

MOUNTAIN WEST CONFERENCE
TONY GWYNN STADIUM
SAN DIEGO, CALIF.

May 25	New Mexico	L	3-4
May 26	BYU	W	12-5
May 27	Utah	L	2-4

All-Tournament Selections: Josh Elander, Kyle Von Tungeln, Jantzen Witte

2012

MOUNTAIN WEST CONFERENCE
EARL E. WILSON STADIUM
LAS VEGAS, NEV.

May 24	San Diego State	W	16-15
May 25	New Mexico	L	2-5
May 26	San Diego State	L	11-12

All-Tournament Selections: Derek Odell, Kevin Cron, Jerrick Suiter

2013

BIG 12 CONFERENCE
CHICKASAW BRICKTOWN BALLPARK
OKLAHOMA CITY, OKLA.

May 23	Oklahoma State	W	8-4
May 24	West Virginia	L	3-10
May 25	Kansas	L	0-4

All-Tournament Selections: Trevor Seidenberger

2014

BIG 12 CONFERENCE
CHICKASAW BRICKTOWN BALLPARK
OKLAHOMA CITY, OKLA.

May 21	Baylor	W	8-5
May 22	West Virginia	W	6-2
May 24	Baylor	W	4-1
May 25	Oklahoma State	W	7-1

TCU wins the Big 12 Conference Tournament Championship

All-Tournament Selections: Garrett Crain, Cody Jones, Tyler Alexander, Jordan Kipper, Preston Morrison

MOP: Jerrick Suiter

2015

BIG 12 CONFERENCE
ONEOK FIELD
TULSA, OKLA.

May 20	Baylor	L	5-6
May 21	Texas Tech	L	1-8

2016

BIG 12 CONFERENCE
CHICKASAW BRICKTOWN BALLPARK
OKLAHOMA CITY, OKLA.


May 25	Baylor	W	12-5
May 26	Oklahoma State	W	13-5
May 28	Texas	L	1-2
May 28	Texas	W	8-2
May 29	West Virginia	W	11-10 (10)

TCU wins the Big 12 Conference Tournament Championship

All-Tournament Selections: Evan Skoug, Cam Warner, Elliott Barzilli, Josh Watson, Brian Howard
MOP: Luken Baker

ALL-TIME RECORD 40-27

Southwest Conference	3-6
Western Athletic Conference	3-4
Conference USA	9-5
Mountain West Conference	16-7
Big 12	9-5
Austin, Texas	0-2
College Station, Texas	2-2
Fort Worth, Texas	5-3
Fresno, Calif.	3-2
Hattiesburg, Miss.	3-0
Houston, Texas	5-1
Kinston, N.C.	1-2
Las Vegas, Nev.	7-2
Lubbock, Texas	1-2
New Orleans, La.	0-2
Oklahoma City, Okla.	9-3
San Diego, Calif.	4-4
Tulsa, Okla.	0-2
Opening Games	11-9
Elimination Games	16-11
Titles	8 (2004-08, 2010, 2014, 2016)
All-Tournament Selections	59
MVPs	7



NCAA POSTSEASON HISTORY

1956

NCAA DISTRICT 6 REGIONAL TUCSON, ARIZ.

May 21	Arizona	L	5-7
May 22	Arizona	L	2-8

1994

NCAA MIDWEST REGIONAL ALLIE P. REYNOLDS STADIUM STILLWATER, OKLA.

May 27	Memphis	W	11-3
May 28	Cal State Fullerton	L	1-4
May 29	Oklahoma State	L	8-10

2004

NCAA AUSTIN REGIONAL DISCH-FALK FIELD AUSTIN, TEXAS

June 4	Oral Roberts	L	5-6
June 5	Youngstown State	W	12-8
June 5	Oral Roberts	L	1-10

2005

NCAA WACO REGIONAL BAYLOR BALLPARK WACO, TEXAS

June 4	Stanford	W	5-1
June 5	Baylor	L	3-8
June 5	Stanford	L	4-12

2006

NCAA NORMAN REGIONAL L. DALE MITCHELL PARK NORMAN, OKLA.

June 2	Oklahoma	W	6-5
June 3	Wichita State	L	8-18
June 4	Oklahoma	L	6-15

2007

NCAA HOUSTON REGIONAL RECKLING PARK HOUSTON, TEXAS

June 1	Baylor 2	W	3-2
June 2	Rice	L	3-6
June 3	Baylor	W	10-5
June 3	Rice	L	1-3

2008

NCAA STILLWATER REGIONAL ALLIE P. REYNOLDS STADIUM STILLWATER, OKLA.

May 30	Wichita State	L	5-8
May 31	Western Kentucky	W	10-5
June 1	Oklahoma State	L	8-9

2009

NCAA FORT WORTH REGIONAL LUPTON STADIUM FORT WORTH, TEXAS

May 29	Wright State	W	6-3
May 30	Oregon State	W	13-1
May 31	Oregon State	W	5-4

NCAA AUSTIN SUPER REGIONAL UFCU DISCH-FALK FIELD AUSTIN, TEXAS

June 6	Texas	L	4-10
June 7	Texas	W	3-2
June 8	Texas	L	2-5

2010

NCAA FORT WORTH REGIONAL LUPTON STADIUM FORT WORTH, TEXAS

June 4	Lamar	W	16-3
June 5	Arizona	W	11-5
June 6	Baylor	W	9-0

NCAA AUSTIN SUPER REGIONAL UFCU DISCH-FALK FIELD AUSTIN, TEXAS

June 11	Texas	W	3-1
June 12	Texas	L	1-14
June 13	Texas	W	4-1

COLLEGE WORLD SERIES ROSENBLATT STADIUM OMAHA, NEB.

June 19	Florida State	W	8-1
June 21	UCLA	L	3-6
June 23	Florida State	W	11-7
June 25	UCLA	W	6-2
June 26	UCLA	L	3-10

2011

NCAA FORT WORTH REGIONAL LUPTON STADIUM FORT WORTH, TEXAS

June 3	Oral Roberts	W	10-2
June 4	Dallas Baptist	L	2-3
June 5	Oral Roberts	L	4-8

2012

NCAA COLLEGE STATION REGIONAL BLUE BELL PARK COLLEGE STATION, TEXAS

June 1	Ole Miss	L	2-6
June 2	Dayton	W	28-12
June 3	Texas A&M	W	10-2
June 3	Ole Miss	W	5-2
June 4	Ole Miss	W	7-4

NCAA LOS ANGELES (UCLA) SUPER REGIONAL JACKIE ROBINSON STADIUM LOS ANGELES, CALIF.

June 8	UCLA	L	2-6
June 9	UCLA	L	1-4

2014

NCAA FORT WORTH REGIONAL LUPTON STADIUM FORT WORTH, TEXAS

May 30	Siena	W	2-1 (11)
May 31	Sam Houston State	W	3-2 (22)
June 1	Sam Houston State	W	6-1

NCAA FORT WORTH SUPER REGIONAL LUPTON STADIUM FORT WORTH, TEXAS

June 7	Pepperdine	W	3-2
June 8	Pepperdine	L	2-3
June 9	Pepperdine	W	6-5

COLLEGE WORLD SERIES TD AMERITRADE PARK OMAHA, NEB.

June 15	Texas Tech	W	3-2
June 17	Virginia	L	2-3 (15)
June 19	Ole Miss	L	4-6

2015

NCAA FORT WORTH REGIONAL LUPTON STADIUM FORT WORTH, TEXAS

May 29	Sacred Heart	W	10-0
May 30	NC State	L	4-5
May 31	Stony Brook	W	8-3
May 31	NC State	W	8-2
June 1	NC State	W	9-8 (10)

NCAA FORT WORTH SUPER REGIONAL LUPTON STADIUM FORT WORTH, TEXAS

June 6	Texas A&M	W	13-4
June 7	Texas A&M	L	1-2 (10)
June 8	Texas A&M	W	5-4 (16)

COLLEGE WORLD SERIES TD AMERITRADE PARK OMAHA, NEB.

June 14	LSU	W	10-3
June 16	Vanderbilt	L	0-1
June 18	LSU	W	8-4
June 19	Vanderbilt	L	1-7

2016

NCAA FORT WORTH REGIONAL LUPTON STADIUM FORT WORTH, TEXAS

June 3	Oral Roberts	W	7-0
June 4	Gonzaga	W	4-3
June 5	Arizona State	W	8-1

NCAA COLLEGE STATION (TEXAS A&M) SUPER REGIONAL BLUEBELL PARK COLLEGE STATION, TEXAS

June 10	Texas A&M	W	8-2
June 11	Texas A&M	L	1-7
June 12	Texas A&M	W	4-1

COLLEGE WORLD SERIES TD AMERITRADE OMAHA, NEB.

June 19	Texas Tech	W	5-3
June 21	Coastal Carolina	W	6-1
June 24	Coastal Carolina	L	1-4
June 25	Coastal Carolina	L	5-7

ALL-TIME RECORD 45-34

Regionals	28-18
Home	17-3
Away	2-8
Neutral	9-7
Super Regionals	9-8
Home	4-2
Away	5-6
College World Series	8-8
Rosenblatt Stadium	3-2
TD Ameritrade	5-6

NCAA POSTSEASON HISTORY

1956

NCAA District 6 Regional

Tucson, Ariz.

May 21 Arizona 7, TCU 5
 May 22 Arizona 8, TCU 2

In the first year of his third stint as the skipper of the Horned Frogs, Dutch Meyer guided TCU to its first appearance in the NCAA Tournament. The Frogs topped the Southwest Conference with a 13-2 record en route to their first conference crown since 1933.

TCU rode the coattails of All-American shortstop Al Paschal. Future All-American outfielder Carl Warwick also starred for TCU as the pair joined pitcher Bob McDaniel, second baseman Charles Quick and outfielder Bob White on the SWC All-Conference squad.

TCU's first trip to the playoffs didn't go as well as hoped as the Arizona Wildcats swept the two-game series on their home field.

1994

NCAA Midwest Regional

Allie P. Reynolds Stadium • Stillwater, Okla.

May 27 TCU 11, Memphis 3
 May 28 Cal State Fullerton 4, TCU 1
 May 29 Oklahoma State 10, TCU 8

A historic year which saw the Horned Frogs win their first Southwest Conference title since 1956 earned the squad a trip to Stillwater, Okla. for the Midwest Regional. Head Coach Lance Brown guided the Frogs to a 14-4 record in conference play to earn the NCAA bid.

A trio of All-Americans in first baseman Adam Robson, catcher Darren Tawwaver and pitcher Tim Grieve were key cogs in the Frogs' run to the tournament.

TCU collected its first postseason win with an eight-run victory over Memphis. Longtime national power Cal State Fullerton soon after halted the Horned Frogs' momentum with a 4-1 defeat. TCU was unable to rebound as it failed to outscore the host Cowboys in what would be their final postseason game in a decade.



2004 C-USA Tournament Champs

2004

NCAA Austin (Texas) Regional

Disch-Falk Field • Austin, Texas

June 4 No. 2 Oral Roberts 6, No. 3 TCU 5
 June 5 No. 3 TCU 12, No. 4 Youngstown State 8
 June 5 No. 2 Oral Roberts 10, No. 3 TCU 1

In Jim Schlossnagle's first season as head coach, he helped the Frogs to a fourth-place finish in Conference USA with a 19-11 record. Youth was the guiding force in the Frogs' improbable run through the Conference USA Tournament. TCU's run propelled the Frogs to their first appearance in the NCAA Tournament for the first time since 1994. Freshman Austin Adams' MVP performance helped the Frogs fight back from out of the loser's bracket with five straight wins en route to the tournament title.

TCU's late rally against Oral Roberts in the opener fell a run short as the Golden Eagles escaped with a 6-5 victory. The Frogs had to rally again as they fell behind 7-4 early in the elimination game against Youngstown State. Adams came through in the clutch as he smoked a two-run double as part of a six-run sixth inning to help the Frogs to just their second NCAA Tournament victory. However, TCU was unable to maintain its momentum the rest of the day and fell victim to ORU once again. The Golden Eagles plated runs in each of the first two innings and never looked back en route to the 10-1 win.

2005

NCAA Waco (Baylor) Regional

Baylor Ballpark • Waco, Texas

June 4 No. 2 TCU 5, No. 3 Stanford 1
 June 5 No. 1 Baylor 8, No. 2 TCU 3
 June 5 No. 3 Stanford 12, No. 2 TCU 4

On the heels of a dominating season from Lance Broadway, the Horned Frogs wrapped up their tenure in Conference USA with a second-place finish after amassing a 20-10 league record.

The table was set for a thrilling tournament championship game between TCU and a Tulane squad that eventually made it to Omaha. TCU dominated in winning three straight games to reach the final, but a rain storm washed away the championship game. TCU's regular-season success was enough to earn the program its first at-large bid as it was selected as the No. 2 seed in the Waco Regional.

Broadway was exceptional in the opening game victory over Stanford. He held the Cardinal to just one run on six hits as he fanned seven in a complete-game effort. Matt Carpenter hit a two-out two-run single to cap a three-run first inning for TCU and the Frogs cruised from there. Top-seeded Baylor proved to be too much for TCU in the winner's bracket game. The Bears put up seven runs in the first three innings and never looked back. An early lead against Stanford went by the wayside as the Cardinal exploded for 10 runs in its final three at-bats to end the Frogs' postseason run.



2005 Co-C-USA Tournament Champs

NCAA POSTSEASON HISTORY

2006

NCAA Norman (Oklahoma) Regional

L. Dale Mitchell Park • Norman, Okla.

June 2	No. 4 TCU 6, No. 1 Oklahoma 5
June 3	No. 3 Wichita State 18, No. 4 TCU 8
June 4	No. 1 Oklahoma 15, No. 4 TCU 6

TCU's move to the Mountain West didn't slow the momentum of the program that Jim Schlossnagle was building. The Frogs dominated the regular season with a 17-5 league mark before sweeping its way through the postseason tournament to earn its third straight trip to the NCAA Regionals.

Tabbed as a four-seed, the Horned Frogs rallied behind the motivation to knock off host Oklahoma in the opener. TCU used a furious three-run top of the ninth and then relied on its ace, Jake Arrieta, to shut down Oklahoma in the bottom of the inning to escape with a 6-5 win. RBI singles from Corey Stiglich, Ryan Pack and Bryan Kervin helped the Frogs erase a 5-3 deficit. Unfortunately, the glory was short-lived as the pitching staff was unable to hold its own the next two nights, resulting in blowout losses to Wichita State and the Sooners.



**2006 MWC Regular Season and
Tournament Champs**

2007

NCAA Houston (Rice) Regional

Reckling Park • Houston, Texas

June 1	No. 2 TCU 3, No. 3 Baylor 2
June 2	No. 1 Rice 6, No. 2 TCU 3
June 3	No. 2 TCU 10, No. 3 Baylor 5
June 3	No. 1 Rice 3, No. 2 TCU 1

A dominating regular season saw the program post its first-ever 40-win regular season. The Frogs posted a 20-3 mark in league play and once again swept their way through the conference tournament to earn their fourth straight NCAA Tournament bid.

TCU eked out a 3-2 win over Baylor in the opener. Home runs by Andrew Walker and Bryan Kervin in the seventh inning broke a 1-1 tie and TCU withstood a furious ninth-inning rally by the Bears to win. A 6-3 loss to the host Owls the next day did little to deter anyone, including Matt McGuirk whose grand slam in the ninth against Baylor sent the Bears home. The Horned Frogs were then faced with the challenge of beating Rice twice for their first-ever Super Regional trip, but fell short at the hands of Rice's superior pitching staff.



**2007 MWC Regular Season and
Tournament Champs**

2008

NCAA Stillwater (Oklahoma State) Regional

Allie P. Reynolds Stadium • Stillwater, Okla.

May 30	No. 2 Wichita State 8, No. 3 TCU 5
May 31	No. 3 TCU 10, No. 4 Western Kentucky 5
June 1	No. 1 Oklahoma State 9, No. 3 TCU 8

TCU's dominance of the Mountain West Conference continued as the Frogs claimed their third straight regular-season and conference-tournament titles. The league's automatic bid saw the Frogs tabbed a third-seed in the NCAA Stillwater Regional, marking the Frogs fifth straight appearance in the postseason.

Despite hitting four home runs, two off the bat of Matt Carpenter, the Frogs couldn't overcome Wichita State as the Shockers won 8-5. Tied with Western Kentucky going into the seventh-inning stretch, the Horned Frogs rallied with a five-spot to stave off elimination. Bryan Kervin and Bryan Holaday each drove in a pair of runs in the decisive seventh inning. The momentum continued into the next day as TCU rallied from an 8-2 deficit to tie host Oklahoma State on a Ben Carruthers home run in the ninth. It was all for nothing, however, as Jordy Mercer's third home run of the day just cleared the center field fence for a walk-off home run, ending TCU's season.



**2008 MWC Regular Season and
Tournament Champs**

NCAA POSTSEASON HISTORY

2009

NCAA Fort Worth (TCU) Regional

Lupton Stadium • Fort Worth, Texas

May 29	No. 1 TCU 6, No. 4 Wright State 3
May 30	No. 1 TCU 13, No. 3 Oregon State 1
June 31	No. 1 TCU 5, No. 3 Oregon State 4

NCAA Austin (Texas) Super Regional

UFCU Disch-Falk Field • Austin, Texas

June 6	Texas 10, TCU 4
June 7	TCU 3, Texas 2
June 8	Texas 5, TCU 2

Patience proved to be a virtue for Jim Schlossnagle and TCU as the squad finally earned its first home regional, despite the fact the Horned Frogs' streak of five consecutive conference tournament victories came to a halt at the hands of Utah.

The Frogs had to rally from an early 3-1 deficit to overcome a feisty Wright State squad in the first-ever NCAA Regional game played at TCU. Matt Curry's single in the third put the Frogs up for good. In the winner's bracket game, TCU was faced with the challenge of taking on two-time defending national champion Oregon State. Freshman Kyle Winkler held the Beavers hitless the first half of the game and received plenty of offensive support for the blowout win. Matt Carpenter, Matt Vern and Chris Ellington led the offensive charge with three RBIs each. Needing just one win to advance to its first NCAA Super Regional, the Horned Frogs were locked in a dual with the Beavers. Tied at four in the ninth inning, freshman Jason Coats lined a walk-off single to right to give TCU a thrilling walk-off win and its first-ever appearance in a Super Regional.

The Regional victory earned TCU a trip to Austin where a pitching-dominant Texas squad waited. Facing the end of the season after a 10-4 loss in the opening game, TCU called on an unlikely hero. Paul Gerrish pitched a gem in Game 2, holding Texas to a pair of runs over seven innings to tie the series at one, forcing a winner-take-all third game. The Longhorns pitching depth proved too much for the Frogs as Texas handed TCU a 5-2 loss ending the most successful season in the program's history.



**2009 MWC Regular Season Champs
NCAA Fort Worth Regional Champs**



**2010 MWC Regular Season and
Tournament Champs
2010 College World Series Participant**

2010

NCAA Fort Worth (TCU) Regional

Lupton Stadium • Fort Worth, Texas

June 4	No. 1 TCU 16, No. 4 Lamar 3
June 5	No. 1 TCU 11, No. 3 Arizona 5
June 6	No. 1 TCU 9, No. 2 Baylor 0

NCAA Austin (Texas) Super Regional

UFCU Disch-Falk Field – Austin, Texas

June 11	TCU 3, Texas 1
June 12	Texas 14, TCU 1
June 13	TCU 4, Texas 1

College World Series

Rosenblatt Stadium • Omaha, Neb.

June 19	TCU 8, Florida State 1
June 21	UCLA 6, TCU 3
June 23	TCU 11, Florida State 7
June 25	TCU 6, UCLA 2
June 26	UCLA 10, TCU 3

After realizing a dream in 2009, the Horned Frogs set their sights on an even bigger prize in 2010. Those dreams seemed destined to come true when first-round draft pick Matt Purke made his way to campus. Adding him to the mix of an already talented crop of newcomers and returners tipped the scales as TCU put together an historical spring.

Hosting a regional for the second straight season, the Horned Frogs made quick work of the field to earn a second straight trip to Austin for a Super Regional. Kyle Winkler dominated Lamar for six innings and the offense made the most of its hits, scoring 16 runs on 17 hits. Joe Weik's two home run outburst and six RBIs against Arizona helped the Frogs advance to the Regional championship game with an 11-5 win. It was all TCU in the championship game as Steven Maxwell mowed through the Baylor lineup, leading the Frogs to a 9-0 victory.

TCU was happy just to make it to a Super Regional the previous year, but felt there was some unfinished business to take care of in Austin. Purke dazzled on national TV as TCU shut down the Longhorns to win the series opener. A talented team in its own right, Texas made it a series as the Longhorns routed the Frogs 14-1 to force another decisive third game. The pitching duo of Winkler and Tyler Lockwood got redemption as they held the Longhorns in check. On the offensive side, a two-run eighth-inning home run by Aaron Schultz and a solo shot in the ninth from Bryan Holaday gave TCU a comfortable four-run lead for Lockwood, who was on the mound for the final out, sending TCU to its first-ever College World Series.

NCAA POSTSEASON HISTORY



2011 MWC Regular Season Champions

2011

NCAA Fort Worth (TCU) Regional Lupton Stadium • Fort Worth, Texas

June 3	No. 1 TCU 10, No. 4 Oral Roberts 2
June 4	No. 3 Dallas Baptist 3, No. 1 TCU 2
June 5	No. 4 Oral Roberts 8, No. 1 TCU 4

The stage was set for another run in 2011 as many of the key players from 2010 returned, but injuries got the best of the Frogs' pitching staff as the regular season wound down. The Frogs had a strong conference season as it went 20-3 in league play to win its sixth regular-season title. TCU was chosen to host for the third straight season, but the home cooking wouldn't be enough to propel the Frogs to another Super Regional.

Andrew Mitchell was outstanding in the Regional opener, guiding TCU to a 10-4 win over Oral Roberts, giving TCU its seventh straight win in the Regionals. The streak came to an end at the hands of cross-town rival Dallas Baptist. The Frogs fought hard to tie the game at 2-2, but a sixth-inning run for the Patriots broke the tie and they held on for the 3-2 win. The loser's bracket game got off to an ominous start at Kyle Winkler suffered an injury that force him out of the game. The dark clouds continued to hover and Chris Elder's sixth-inning grand slam put the game out of reach and the Frogs' season came to an end.

2012

NCAA College Station (Texas A&M) Regional Blue Bell Park • College Station, Texas

June 1	No. 3 Ole Miss 6, No. 2 TCU 2
June 2	No. 2 TCU 28, No. 4 Dayton 12
June 3	No. 2 TCU 10, No. 1 Texas A&M 2
June 3	No. 2 TCU 5, No. 3 Ole Miss 2
June 4	No. 2 TCU 7, No. 3 Ole Miss 4

NCAA Los Angeles (UCLA) Super Regional Jackie Robinson Stadium • Los Angeles, Calif.

June 8	UCLA 6, TCU 2
June 9	UCLA 4, TCU 1

Youth was the resounding theme in 2012 as several freshmen stepped into starting roles. TCU won just 36 games in the regular season, earning the Frogs a trip to College Station for its ninth straight appearance in the NCAA postseason.

An opening game loss to Ole Miss did nothing to deter the Frogs. It looked dismal in the early goings as Dayton took a 9-6 lead into the sixth inning. The Frogs exploded for seven runs in the frame and cruised to the lopsided 28-12 win. Brance Rivera led the offense with six RBIs. The win pushed the Frogs into another elimination game, this time against the host Aggies. Unsung heroes are usually the story of postseason runs and TCU's Stefan Crichton assumed the role of hero with a complete-game effort against the high-powered, speedy Aggies. At the plate, the Frogs used a balanced offensive attack to put up 10 runs.

TCU's work was not done as it needed to defeat Ole Miss later that day to force a decisive game Monday night. The Frogs mustered enough offense to defeat the Rebels 5-2. Derek Odell's two-run home run in the fourth put the Frogs in front to stay. The miracle run was completed Monday night as the Frogs won 7-4 to advance to its third Super Regional in the last four years. Submariner Justin Scharf's right arm held the Rebels in check and home runs from Josh Elander and Jantzen Witte helped propel the Frogs to a 7-4 victory.

TCU's euphoria was short-lived as it ran into a buzz-saw known as the pitching staff of UCLA. The Frogs offense was held to just three solo home runs as the Bruins swept TCU to advance to the College World Series.



**2012 MWC Regular Season Co-Champions
NCAA College Station Regional Champ**

NCAA POSTSEASON HISTORY



**2014 Big 12 Tournament Champions
2014 College World Series Participant**

2014

NCAA Fort Worth (TCU) Regional

Lupton Stadium – Fort Worth, Texas

May 30	No. 1 TCU 2, No. 4 Siena 1 (11)
May 31	No. 1 TCU 3, No. 2 Sam Houston State 2 (22)
June 1	No. 1 TCU 6, No. 2 Sam Houston State 1

NCAA Fort Worth (TCU) Super Regional

Lupton Stadium – Fort Worth, Texas

June 7	TCU 3, Pepperdine 2
June 8	Pepperdine 3, TCU 2
June 9	TCU 6, Pepperdine 5

College World Series

TD Ameritrade Park – Omaha, Neb.

June 15	TCU 3, Texas Tech 2
June 17	Virginia 3, TCU 2 (15)
June 19	Ole Miss 6, TCU 4

The Horned Frogs swept through the Big 12 Tournament to earn the NCAA automatic bid marking its return to the postseason after missing the NCAA Regionals in 2013. It was the first time in Jim Schlossnagle's 11 years in Fort Worth the Frogs failed to make the postseason. TCU made its case as the hottest team in the country, winning 27 of its final 30 regular-season games en route to making program history. In addition to earning the right to host the Regional, the Frogs were awarded the No. 7 national seed.

TCU began its postseason record of seven one-run contests with a win, as Boomer White's walk-off RBI-single to center field in the 11th over Siena put TCU in the winner's bracket with a 2-1 win.

The next night would be one for the ages. Sam Houston State tied the game at 2 in the bottom of the eighth, and the two teams exchanged zeros until White, the Regional MOP, drove in Keaton Jones in the top of the 22nd for the win. It was the second-longest NCAA postseason game innings-wise and the third-longest overall, while spanning 6 hours and 54 minutes. Tyler Alexander's complete-game effort produced a 6-1 win the next day over the Bearkats to propel the Frogs to its fourth Super Regional in the past six years.

Pepperdine, winners of the San Luis Obispo Regional, was up next. Hosting a Super Regional for the first time in school history, the crowds packed Lupton Stadium. Riley Ferrell struck out four of the five batters he faced to close out a 3-2 TCU win in Game 1. However, nine stranded base runners led to a 3-2 defeat in Game 2, forcing a rubber game Monday. TCU erased deficits of 3-1 after two and 5-4 after eighth. Two singles and a Dylan Fitzgerald double to deep right tied the game in the ninth. Two batters later, Kyle Bacak dropped down a perfect suicide squeeze to plate Jerriek Suiter with the go-ahead run. Ferrell worked around a lead-off walk and struck out the final Pepperdine batter to set off a celebration never before seen at Lupton Stadium.



NCAA POSTSEASON HISTORY



2015 Big 12 Regular Season Champions
2015 College World Series Participant

2015

NCAA Fort Worth (TCU) Regional

Lupton Stadium – Fort Worth, Texas

May 29	No. 1 TCU 10, No. 4 Sacred Heart, 0
May 30	No. 2 NC State 5, No. 1 TCU 4
May 31	No. 1 TCU 8, No. 3 Stony Brook 3
May 31	No. 1 TCU 8, No. 2 NC State 2
June 1	No. 1 TCU 9, No. 2 NC State 8 (10)

NCAA Fort Worth (TCU) Super Regional

Lupton Stadium – Fort Worth, Texas

June 6	TCU 13, Texas A&M 4
June 7	Texas A&M 2, TCU 1 (10)
June 8	TCU 5, Texas A&M 4 (16)

College World Series

TD Ameritrade Park – Omaha, Neb.

June 14	TCU 13, LSU 4
June 16	Vanderbilt 1, TCU 0
June 18	TCU 8, LSU 4
June 19	Vanderbilt 7, TCU 1

The Horned Frogs put together a regular season for the ages in 2015 en route to claiming TCU's first-ever team outright Big 12 Championship. Despite an 0-2 showing in the Big 12 Tournament, the Horned Frogs' body of work was enough to earn them a No. 7 National Seed for the second straight year. TCU lost back-to-back games just once during the season and won 17 of its final 18 games of the regular season.

Never a team to do things the easy way, the 2015 postseason exemplified that trait with a rally for the ages to win the Regional and another epic finish to the Super Regional resulting in TCU's second straight trip to the College World Series.

TCU cruised to an easy 10-0 win over Sacred Heart in the opening game of the Regionals. A spirit-crushing two-out, two-run home run in the top of the ninth by NC State in the winner's bracket the following night had the Frogs on the brink of elimination.

On Sunday, TCU rose to the occasion, winning a pair of elimination games to force a decisive Game 7 on Monday. The Frogs handled Stony Brook with an 8-3 victory. In the nightcap, Tyler Alexander turned in another stellar postseason outing as he twirled a complete-game en route to an 8-2 victory, forcing the winner-take-all game.

The Frogs looked down and out, trailing 8-1 with two outs in the eighth when the inexplicable happened. NC State committed three costly errors that led to six TCU runs, pulling the Frogs within one, 8-7. The Frogs completed the improbable comeback with a run in the ninth as Derek Odell scored on a strikeout/passed ball. Elliott Barzilli pinch hit in the 10th and drove in Evan Williams with the Regional-clinching run, sending Lupton Stadium into a frenzy.

An epic showdown between the top two teams in the state commenced on Saturday, June 6 as TCU and Texas A&M met in the postseason for the first time since 2012. Over 21,000 fans packed the stadium for the three-game series and all were treated to three tremendous games.

The Frogs dominated Game 1 behind a strong offensive showing that saw TCU score 13 runs on 18 hits. In game two, a spectacular pitching performance from Preston Morrison was matched by an equally strong outing from the Aggies' Matt Kent. The Aggies came away with the 10-inning 2-1 victory, setting up another winner-take-all game.

TCU looked poised for victory heading to the ninth with a 4-2 lead, but Texas A&M rallied with a two-run ninth to push the game to extra-innings. A hustle play from Garrett Crain in the 16th on a bouncer to third off the bat of Evan Skoug turned into the game-winning run as the throw home skipped past the catcher allowing Crain to score easily, sending the Frogs back to the College World Series.



NCAA POSTSEASON HISTORY



**2016 Big 12 Tournament Champions
2016 College World Series Participant**

2016

NCAA Fort Worth (TCU) Regional

Lupton Stadium – Fort Worth, Texas

June 3	No. 1 TCU 7, No. 4 Oral Roberts, 0
June 4	No. 1 TCU 4, No. 3 Gonzaga 3
June 5	No. 1 TCU 8, No. 2 Arizona State 1

NCAA College Station (Texas A&M) Super Regional

Blue Bell Park – College Station, Texas

June 10	TCU 8, Texas A&M 2
June 11	Texas A&M 7, TCU 1
June 12	TCU 4, Texas A&M 1

College World Series

TD Ameritrade Park – Omaha, Neb.

June 19	TCU 5, Texas Tech 3
June 21	TCU 6, Coastal Carolina 1
June 24	Coastal Carolina 4, TCU 1
June 25	Coastal Carolina 7, TCU 5

The 2016 season was a series of ups and down as the team ushered in a new generation of players. Having to replace the entire infield and a large chunk of the pitching staff, the Horned Frogs welcomed 17 newcomers. It was baptism by fire as the everyday lineup featured at least four if not more newcomers a game.

The lessons of a rigorous 52-game season proved fruitful as the team put together a stellar run through the Big 12 Tournament en route to claiming its second tournament title in the last three years. Armed with a championship and a 42-15 record, the Frogs were tabbed as an NCAA Regional host for the third straight year.

Over 12,000 fans were on hand to witness TCU's dominating march to the NCAA Regional Championship, its fifth in the last seven years. The Regional victory set up a rematch of the 2015 NCAA Super Regional with Texas A&M, only this one would be played in the hostile confines of Blue Bell Park in College Station. While the venue changed, the result was the same. TCU claimed a thrilling 2-1 series victory and a third straight journey to Omaha.

Mitchell Traver and company cruised to a 7-0 victory over Oral Roberts in the Regional opener. Every starter tallied a hit, highlighted by a Cam Warner two-run home run in the sixth that was part of a four-run inning that broke open a close game.

TCU used some late-inning heroics to rally for a 4-3 victory over Gonzaga in the winner's bracket. The Bulldogs erased a 2-0 lead with a three-run home run in the sixth inning. Elliott Barzilli came through with a two-out, two-run single in the eighth inning to put the Frogs back on top. Durbin Feltman delivered two shutout innings to lock up the victory.

In the Regional championship game against Arizona State, the Frogs opened up a 3-0 lead in the second and never looked back en route to an 8-1 victory. Warner hit his second home run of the Regional to lock up MVP honors, while Brian Howard dished out eight solid innings on the mound.

The No. 4 national seed in the NCAA Tournament, Texas A&M was the clear favorite to exact revenge on the Frogs for a trip to the CWS. Jared Janczak and Luken Baker silenced the Aggie faithful in Game 1 as the Frogs stunned the favored Aggies with an 8-2 victory. Texas A&M rallied back with a dominating 7-1 win in Game 2 to set up yet another intense Game 3 on Sunday.

Game 3 epitomized everything that a winner-take-all game should be. The intensity was high the entire game. Texas A&M opened up a 1-0 lead in the first, but that was all Howard would allow as he retired the final 11 batters he faced. TCU tied the game in the fifth as Josh Watson scored on a passed ball. An error in the seventh opened the door for a three-run inning. Austen Wade's bases-loaded walk drove in the the eventual game-winner. Feltman retired all six batters he faced to send the Frogs to the College World Series.

2010 COLLEGE WORLD SERIES

2010 PLAYERS

P	Trent Appleby	Jr.	McKinney, Texas
OF	Jason Coats	So.	Plano, Texas
INF	Matt Curry	Sr.	Red Oak, Texas
C/OF	Josh Elander	Fr.	Round Rock, Texas
INF	Taylor Featherston	So.	Katy, Texas
P	Paul Gerrish	Sr.	Filer, Idaho
C	Bryan Holaday	Sr.	Dallas, Texas
P	Greg Holle	Jr.	Loudonville, N.Y.
OF	Zac Jordan	So.	Sugar Land, Texas
P	Walker Kelly	So.	Fort Worth, Texas
P	Tyler Lockwood	Sr.	Sugar Land, Texas
P	Eric Marshall	Sr.	Barrington, Ill.
P	Steven Maxwell	Jr.	The Woodlands, Texas
P	Kaleb Merck	So.	Keller, Texas
INF	Relly Mercurio	So.	Houston, Texas
P	Erik Miller	So.	Georgetown, Texas
INF	Jerome Pena	Jr.	Cave Creek, Ariz.
C	Jimmie Pharr	Jr.	Flower Mound, Texas
P	Matt Purke	Fr.	Spring, Texas
INF	Brance Rivera	So.	Muscataine, Iowa
UT	Aaron Schultz	So.	Spring, Texas
OF	Kyle Von Tungeln	Fr.	Sugar Land, Texas
INF	Joe Weik	Jr.	Grapevine, Texas
P	Kyle Winkler	So.	Sugar Land, Texas
INF	Jantzen Witte	Fr.	Arlington, Texas
UT	Davy Wright	Fr.	Aledo, Texas

COACHING STAFF

Jim Schlossnagle – Head Coach
 Randy Mazey – Assistant Coach
 Todd Whitting – Assistant Coach
 Ryan Shotzberger – Volunteer Assistant Coach

2010 SCHEDULE/RESULTS

Sam Houston St.	W	4-0	at Oklahoma	L	3-8
Sam Houston St.	W	12-7	UNLV*	W	15-5
Sam Houston St.	W	15-2	UNLV*	W	9-8
at Cal State Fullerton	W	5-2	UNLV*	W	7-1
at Cal State Fullerton	L	4-6	Baylor	W (10)	5-4
at Cal State Fullerton	W	8-1	at Baylor	L	4-14
UT San Antonio	W	17-12	at Utah*	W	11-6
vs. Texas Tech	W	11-2	at Utah*	W	11-4
vs. Missouri	W (10)	4-3	at Utah*	W	8-2
vs. Rice	L	4-5	at New Mexico*	W	3-2
at UT Arlington	W	15-2	at New Mexico*	L	2-3
Texas Tech	W	8-7	at New Mexico*	W	26-4
Texas Tech	W	9-1	at Texas State	W	10-5
Texas Tech	W	8-5	Air Force*	W	8-2
at Oral Roberts	W	6-4	Air Force*	W	2-4
BYU*	W	13-6	Air Force*	W	5-3
BYU*	W	11-3	CS Bakersfield	W	13-1
BYU*	L	4-5	CS Bakersfield	W	12-0
at Dallas Baptist	L	7-8	CS Bakersfield	W	7-0
Texas State	W	4-0	vs. Utah	W	13-2
at Air Force*	L	11-14	vs. UNLV	W	5-2
at Air Force*	W	20-6	vs. New Mexico	W	2-0
at Air Force*	W (12)	19-17	Lamar	W	16-3
UT Arlington	W	10-3	Arizona	W	11-5
San Diego State*	W	4-1	Baylor	W	9-0
San Diego State*	W	11-5	at Texas	W	3-1
San Diego State*	L	1-3	at Texas	L	14-1
Oklahoma	L	2-4	at Texas	W	4-1
at Houston	W	15-1	vs. Florida State	W	8-1
at Houston	W	6-1	vs. UCLA	L	3-6
at Houston	W	12-2	vs. Florida State	W	11-7
Texas A&M	W	6-1	vs. UCLA	W	6-2
at BYU*	W	14-8	vs. UCLA	L	3-10
at BYU*	W	12-1			
at BYU*	W (11)	6-5			

Led by a trio of pitchers who could be the No. 1 starter on any team in the country, the Horned Frogs easily cruised through the Fort Worth Regional, setting up a Super Regional rematch with Texas in Austin. TCU flipped the script as it won Games 1 and 3 to earn its first-ever trip to the College World Series.

In the final year of Rosenblatt, TCU was quickly embraced by Omaha. Feeling like the hometown team, TCU easily dispatched a feisty Florida State, a program that was in Omaha for the 20th time, 9-1. TCU used a five-run first inning and rode the left arm of Matt Purke to an 8-1 victory.

TCU advanced to face UCLA in the winner's bracket. The Bruins featured two future first-round draft picks in Garrett Cole and Trevor Bauer. Cole got the ball in the winner's bracket game and held the Frog offense in check, pushing the Frogs' season to the brink.


The Frogs looked poised to bow out after three games as the elimination contest was a rematch with Florida State. The Seminoles jumped out to a 7-2 lead before the Frogs began to mount a comeback in what will be one of the most memorable games ever played at Rosenblatt. TCU cut the lead to 7-3 when Bryan Holaday plated a run with a hustle double in which he eluded the tag with a clutch slide into second. TCU went on to load the bases after Jason Coats drew a full-count walk with two outs. Matt Curry worked the count to 3-2 before launching a grand slam over the center field batter's eye to turn a two-run deficit into a two-run lead. Jantzen Witte kept the fireworks coming as he launched a two-run home run to push the lead to four, 11-7, helping the Frogs stave off elimination.

Needing to beat UCLA twice to advance to the championship series, head coach Jim Schlossnagle turned to the undefeated Purke on six days' rest. Purke kept the Bruins off-balance all day and the offense backed him with home runs by Holaday, Jerome Pena and Taylor Featherston to key the squad to a 6-2 victory. The Bruins pitching depth and a woken up offense were too much for TCU as the Bruins ended the Frogs' season with a 10-2 loss in a winner-take-all game.

The Horned Frogs' magical season did not end with a national title, but nevertheless brought the program major exposure. TCU finished the season with a unanimous No. 3 ranking and a 54-14 record.

2010 STARTING LINEUP

C - Bryan Holaday (Sr., Dallas, Texas)	.355 avg. (99-for-279); 24 2B; 13B; 17 HR; 53 RBI; 72 Runs
1B - Matt Curry (Jr., Red Oak, Texas)	.339 avg. (84-for-248); 26 2B; 2 3B; 18 HR; 65 RBI; 65 Runs
2B - Jerome Pena (Jr., Cave Creek, Ariz.)	.313 avg. (76-for-243); 13 2B; 13B; 11 HR; 52 RBI; 55 Runs
3B - Jantzen Witte (Fr., Arlington, Texas)	.374 avg. (61-for-163); 15 2B; 13B; 4 HR; 39 RBI; 32 Runs
SS - Taylor Featherston (So., Houston, Texas)	.338 avg. (78-for-231); 16 2B; 7 3B; 8 HR; 52 RBI; 59 Runs
LF - Jason Coats (So., Plano, Texas)	.361 avg. (99-for-274); 23 2B; 4 3B; 13 HR; 69 RBI; 68 Runs
CF - Aaron Schultz (So., Spring, Texas)	.293 avg. (65-for-222); 13 2B; 13B; 9 HR; 53 RBI; 46 Runs
RF - Brance Rivera (So., Muscatine, Iowa)	.342 avg. (64-for-187); 8 2B; 6 HR; 28 RBI; 46 Runs
DH - Joe Weik (Jr., Grapevine, Texas)	.357 avg. (40-for-112); 7 2B; 6 HR; 29 RBI; 23 Runs
P - Matt Purke (Fr., Spring, Texas)	16-0; 3.02 ERA; 116.1 IP; 34 BB; 142 K; .212 opp. avg.
P - Kyle Winkler (So., Sugar Land, Texas)	12-3; 3.39 ERA; 116.2 IP; 36 BB; 92 K; .252 opp. avg.
P - Steven Maxwell (Jr., The Woodlands, Texas)	11-2; 2.70 ERA; 103.1 IP; 34 BB; 93 K; .239 opp. avg.
RP - Tyler Lockwood (Sr., Sugar Land, Texas)	6-2; 8 Saves; 2.19 ERA; 65.2 IP; 21 BB; 41 K; .237 opp. avg.



2014 COLLEGE WORLD SERIES

2014 CWS ROSTER

P	Tyler Alexander	Fr.	Southlake, Texas
C	Kyle Bacak	Sr.	Katy, Texas
INF	Connor Castellano	Jr.	Shreveport, La.
INF	Garrett Crain	Jr.	Mustang, Okla.
INF	Kevin Cron	Jr.	Phoenix, Ariz.
C	Dylan Delso	Jr.	Broken Arrow, Okla.
P	Travis Evans	Jr.	Round Rock, Texas
OF	Jeremie Fagnan	Jr.	Calgary, Alberta
P	Riley Ferrell	So.	College Station, Texas
P	Brandon Finnegan	Jr.	Fort Worth, Texas
OF	Dylan Fitzgerald	Sr.	Santa Ana, Calif.
C/OF	Will Foreman	Fr.	Houston, Texas
INF	Will Fox	Fr.	Montgomery, Texas
INF	Eric Garza	Fr.	San Antonio, Texas
P	Brian Howard	Fr.	St. Louis, Mo.
OF	Cody Jones	Jr.	Round Rock, Texas
INF	Keaton Jones	Jr.	Laguna Beach, Calif.
P	Preston Morrison	Jr.	Waxhaw, N.C.
INF	Derek Odell	Jr.	Canyon, Texas
OF	Walker Pennington	Fr.	Houston, Texas
OF	Jerrick Suiter	Jr.	Valparaiso, Ind.
P	Trey Teakell	Jr.	Weatherford, Texas
P	Mitchell Traver	Fr.	Sugar Land, Texas
P	Brian Trieglaff	Fr.	Houston, Texas
OF	Boomer White	So.	Houston, Texas
P	Alex Young	So.	Hawthorn Woods, Ill.

COACHING STAFF

Jim Schlossnagle – Head Coach
 Bill Mosiello – Assistant Coach
 Kirk Saarloos – Assistant Coach
 Zach Etheredge -- Assistant Coach

2014 SCHEDULE/RESULTS

Jacksonville	W	5-0	at Houston Baptist	W	13-0
Jacksonville	W	5-1	at Texas*	W	3-0
Jacksonville	L	0-2	at Texas*	W	2-0
Northern Colorado	W	10-3	at Texas*	W	3-1
vs. BYU	W	10-0	vs. Texas Tech	W	4-0
vs. TAMU-CC	W	7-4	CS Northridge	W	6-2
vs. UTSA	W	5-1	CS Northridge	W	1-0
UT Arlington	L	2-10	CS Northridge	W	3-0
vs. Sam Houston State	L	4-9	at Stephen F. Austin	W	14-4
vs. Rice	L	0-1	Kansas State*	W	5-0
vs. Houston	W	2-1	Kansas State*	W	3-1
Dallas Baptist	W (15)	5-4	Kansas State*	W	21-7
Michigan State	L	1-2	Oklahoma*	W	10-2
Michigan State	L	1-4	Oklahoma*	L (11)	5-7
Michigan State	W	6-2	Oklahoma*	W	9-1
at Rice	L	0-5	at Baylor	L	3-6
Dartmouth	W	4-1	at Baylor	W	5-0
Dartmouth	W	5-1	at Baylor	W	7-1
Dartmouth	W	8-0	vs. Baylor	W	8-5
at Oklahoma	L	5-9	vs. West Virginia	W	6-2
Texas Tech*	W	9-0	vs. Baylor	W	4-1
Texas Tech*	L	2-10	vs. Oklahoma State	W	7-1
Texas Tech*	L	2-12	Siena#	W (11)	2-1
UT Pan American	W	11-0	Sam Houston St.	W (22)	3-2
at Oklahoma State*	W	3-1	Sam Houston St.	W	6-1
at Oklahoma State*	L	1-2	Pepperdine	W	3-2
at Oklahoma State*	L	4-9	Pepperdine	L	2-3
at UT Arlington	W	12-6	Pepperdine	W	6-5
West Virginia*	W	4-3	vs. Texas Tech	W	3-2
West Virginia*	W	8-0	vs. Virginia	L (15)	2-3
West Virginia*	W	3-1	vs. Ole Miss	L	4-6
at Dallas Baptist	W	7-1			
at Kansas*	W	5-2			
at Kansas*	W	3-1			
at Kansas*	L	1-5			

Following the same path as the 2010 College World Series team, TCU grinded through its postseason opposition with superb pitching rivaled by few. Four of the team's five wins before Omaha were by one run, including an 11- and 22-inning contest.

The Horned Frogs' first opponent was Big 12 foe Texas Tech, who took two of three at Lupton Stadium March 21-23 before TCU handed them a 4-0 shutout on April 22 in Abilene. A first-inning TCU run was all the board showed for seven innings, until the Red Raiders plated a pair on two singles and a triple in the eighth. TCU rallied with RBI singles by Cody Jones and Boomer White in the bottom half of the inning to regain its one-run lead, 3-2. Riley Ferrell, who was practically unhittable in the Regionals and Super Regionals, worked around a hit and an error in the ninth to earn the win.

TCU was in the winners' bracket just like 2010. Its next opponent, Virginia, one-upped TCU's rally over Texas Tech by producing a walk-off win over Ole Miss to set up the winner's bracket contest. The Cavaliers pushed an unearned run across in the bottom of the first. TCU answered with two in the top of the second, but through the first four innings each team had stranded five. Virginia tied it up in the bottom of the fifth, the last run for either team for a while. Starters Brandon Waddell and Brandon Finnegan went seven and eight full innings, respectively.

Ferrell remained as reliable as ever, relieving Finnegan with four complete innings and allowing one hit to four strikeouts. The offense, however, was unable to get a man in scoring position over any of the extra frames. Trey Teakell came on for the 12th inning, and retired the first six batters he faced. A lead-off double in the bottom of the 15th was followed by a sacrifice bunt. The next Cavalier batter, Daniel Pinero, lifted a fly ball deep enough to center field to bring in the walk-off run.

The elimination game versus Ole Miss saw the Horned Frogs trail 3-0 in the top of the third, its largest deficit in 15 games (May 15 at Baylor). Each of the Horned Frogs' first six batters in the bottom of the fourth reached, and TCU tied the game at 3-3. The Rebels scratched another run across in the top of the fifth, and Kevin Cron led off the bottom half of the frame with a solo blast. The see-saw battle saw the Rebels pick up a run in the seventh to break the tie. Ole Miss held on to defeat the Frogs, 6-4.

TCU became one of just 10 programs in the country to reach Omaha at least twice over the previous five seasons. The 48 wins were second in school history behind the 2010 CWS squad.

2014 STARTING LINEUP

C - Kyle Bacak (Sr., Katy, Texas)
 .269 avg. (46-for-171); 4 2B; 0 3B; 0 HR; 18 RBI; 23 Runs
1B - Kevin Cron (Jr., Phoenix, Ariz.)
 .279 avg. (69-for-247); 18 2B; 2 3B; 6 HR, 41 RBI; 37 Runs
2B - Garrett Crain (Jr., Mustang, Okla.)
 .324 avg. (58-for-179); 9 2B; 2 3B; 1HR; 19 RBI; 31 Runs
3B - Derek Odell (Jr., Canyon, Texas)
 .265 avg. (67-for-253); 8 2B; 2 3B; 1HR; 35 RBI; 34 Runs
SS - Keaton Jones (Jr., Laguna Beach, Calif.)
 .266 avg. (64-for-241); 4 2B; 13B; 0 HR; 21 RBI; 28 Runs
LF - Boomer White (So., Houston, Texas)
 .315 avg. (84-for-267); 14 2B; 0 3B; 2 HR; 49 RBI; 49 Runs
CF - Cody Jones (Jr., Round Rock, Texas)
 .265 avg. (68-for-257); 9 2B; 2 3B; 0 HR; 18 RBI; 51 Runs
RF - Dylan Fitzgerald (Sr., Santa Ana, Calif.)
 .307 avg. (75-for-244); 16 2B; 3 3B; 2 HR; 34 RBI; 34 Runs
DH - Jerrick Suiter (Jr., Valparaiso, Ind.)
 .273 avg. (47-for-172); 12 2B; 0 3B; 0 HR; 29 RBI; 24 Runs
P - Brandon Finnegan (Jr., Fort Worth, Texas)
 9-3; 2.04 ERA; 105.2 IP; 29 BB; 134 K; .210 opp. avg.
P - Preston Morrison (Jr., Waxhaw, N.C.)
 9-4; 1.32 ERA; 129.2 IP; 21 BB; 95 K; .197 opp. avg.
P - Tyler Alexander (Fr., Southlake, Texas)
 10-3; 2.36 ERA; 99.0 IP; 11 BB; 59 K; .239 opp. avg.
RP - Riley Ferrell (So., College Station, Texas)
 3-1; 15 saves; 0.79 ERA; 45.1 IP; 14 BB; 70 K; .132 opp. avg.



2015 COLLEGE WORLD SERIES

2015 PLAYERS

P	Tyler Alexander	So.	Southlake, Texas
INF	Elliott Barzilli	So.	Los Angeles, Calif.
OF	Connor Beck	Fr.	Midland, Texas
OF	Nolan Brown	Jr.	Colleyville, Texas
P	Ryan Burnett	Fr.	The Woodlands, Texas
INF	Garrett Crain	Sr.	Mustang, Okla.
P	Travis Evans	Sr.	Round Rock, Texas
OF	Jeremie Fagnan	Sr.	Calgary, Alberta
P	Riley Ferrell	Jr.	College Station, Texas
P	Drew Gooch	Fr.	Argyle, Texas
P	Preston Guillory	Jr.	Baton Rouge, La.
P	Brian Howard	So.	St. Louis, Mo.
OF	Cody Jones	Sr.	Round Rock, Texas
INF	Keaton Jones	Sr.	Laguna Beach, Calif.
INF	Michael Landestoy	Fr.	Santo Domingo, D.R.
P	Preston Morrison	Sr.	Waxhaw, N.C.
INF	Derek Odell	Sr.	Canyon, Texas
C	Zack Plunkett	Fr.	Hurst, Texas
C	Evan Skoug	Fr.	Libertyville, Ill.
OF	Dane Steinhagen	Jr.	Beaumont, Texas
P	Trey Teakell	Sr.	Weatherford, Texas
P	Mitchell Traver	So.	Sugar Land, Texas
P	Brian Trieglaff	So.	Houston, Texas
OF	Austen Wade	Fr.	Midland, Texas
OF	Connor Wanhanen	Fr.	Flower Mound, Texas
OF	Evan Williams	Jr.	McKinney, Texas
P	Alex Young	Jr.	Hawthorn Woods, Ill.

COACHING STAFF

Jim Schlossnagle – Head Coach
 Bill Mosiello – Associate Head Coach
 Kirk Saarloos – Assistant Coach
 Zach Etheredge – Volunteer Assistant Coach

2015 SCHEDULE/RESULTS

Southern Illinois	W	5-0	Santa Clara	W	1-0
Southern Illinois	W	16-4	Santa Clara	W	6-1
Southern Illinois	W	11-0	Santa Clara	W	9-2
UT Arlington	W	4-1	Incarnate Word	W	6-1
at #9 Arizona State	W	3-0	Texas	W	6-5
at #9 Arizona State	L	6-7	Texas	W	11-6
at #9 Arizona State	W	3-2	Texas	W	7-1
Texas Southern	W	1-0	at #15 Dallas Baptist	L	4-6
#10 Rice	W	3-1	at West Virginia*	W	9-4
at #25 USC	L (12)	6-7	at West Virginia*	W	6-2
at #4 UCLA	W	3-1	at West Virginia*	W	5-0
vs. #1 Vanderbilt	W	4-2	Kansas*	W	4-2
at Loyola-Marymount	W	6-2	Kansas*	W (10)	2-1
Baylor*	W	3-1	Abilene Christian	W	8-2
Baylor*	W	3-2	at Oklahoma*	W	5-4
Baylor*	W	10-1	at Oklahoma*	W	11-9
UT Pan American	W	5-0	at Oklahoma*	W	4-2
UT Pan American	W	11-5	vs. Baylor	L	5-6
#19 Oklahoma St.* L (12)	6-7	vs. Texas Tech	L	1-8	
#19 Oklahoma St.*	W	7-4	Sacred Heart	W	10-0
#19 Oklahoma St.*	L	2-7	#24 NC State	L	4-5
Oklahoma	W (10)	4-3	Stony Brook	W	8-3
Wichita State	W	14-1	#24 NC State	W	8-2
Wichita State	W	8-4	#24 NC State	W (10)	9-8
Wichita State	W	11-2	#6 Texas A&M	W	13-4
at UT Arlington	L	1-8	#6 Texas A&M	L (10)	1-2
at #19 Texas Tech*	W	8-0	#6 Texas A&M	W (16)	5-4
at #19 Texas Tech*	L	1-5	vs. #1 LSU	W	10-3
at #19 Texas Tech*	W	4-1	vs. #5 Vanderbilt	L	0-1
at Abilene Christian	W	4-3	vs. #1 LSU	W	8-4
#16 Dallas Baptist	W	6-2	vs. #5 Vanderbilt	L	1-7
at Kansas State*	L	4-14			
at Kansas State*	W	9-0			
at Kansas State*	L	2-6			
at UT Arlington	W	7-1			

A team known for postseason drama didn't disappoint in its latest run to Omaha. Comebacks and extra-inning victories were the name of the game as the Horned Frogs were more than battle tested heading into the College World Series.

One of three schools (Virginia and Vanderbilt) to repeat as College World Series participants, the venue and crowd size did not intimidate. The stacked field of eight featured four national seeds, two on each side of the bracket.

Omaha fans faced a dilemma as two of the hometown's favorite CWS participants faced off in the third game of the series. The Horned Frogs' first opponent was Omaha regular, LSU. After a scoreless first three innings, the bats came to life in the fourth. The Frogs took a 2-0 lead in the top of the frame on RBI singles from Connor Wanhanen and Dane Steinhagen. A pair of four-run innings by the Frogs put the game firmly in their grasp en route to a 10-3 win. Preston Morrison dominated for seven innings, allowing a run on five hits to help the Frogs advance in the winner's bracket for the second straight season.



A meeting with the defending national champions, Vanderbilt, awaited the Frogs. Two teams known for their mound dominance didn't disappoint as Alex Young and Philip Pfeifer went toe-to-toe for seven innings. Young, who struck out a career-high 12 batters, carried a no-hitter into the seventh when Zander Wiel hit a lead-off home run for the only run of the game. The Frogs had their chances but stranded nine runners in a 1-0 loss.

Needing a win to keep their season alive, the Frogs found themselves faced with a rematch against LSU. The Tigers jumped in front with a run in the first, but TCU responded with a three-spot in the second to take a lead it would never relinquish. Evan Skoug and Steinhagen combined to drive in five runs in TCU's 8-4 win. Trey Teakell picked up the victory with 4 1/3 shutout innings in relief, forcing a rematch with Vanderbilt.

TCU's magical run came to a close as Vanderbilt raced out to a 7-0 lead. The Frog offense had a tough time getting to the Commodores' Walker Buehler as they were held to a run on just five hits in a 7-1 loss to end the season.

2015 STARTING LINEUP

- C - Evan Skoug (Fr., Libertyville, Ill.)**
 .285 avg. (73-for-256); 15 2B; 7 HR; 46 RBI; 44 Runs; 5 SB
- 1B - Jeremie Fagnan (Sr., Calgary, Alberta)**
 .265 avg. (44-for-166); 6 2B; 4 HR; 26 RBI; 29 Runs; 10 SB
- 2B - Garrett Crain (Sr., Mustang, Okla.)**
 .264 avg. (64-for-242); 11 2B; 2 3B; 1 HR; 30 RBI; 45 Runs, 8 SB
- 3B - Derek Odell (Sr., Canyon, Texas)**
 .292 avg. (69-for-236); 10 2B; 3 HR; 34 RBI; 34 Runs; 9 SB
- SS - Keaton Jones (Sr., Laguna Beach, Calif.)**
 .251 avg. (58-for-231); 8 2B; 13B; 2 HR; 40 RBI; 32 Runs; 8 SB
- LF - Dane Steinhagen (Jr., Beaumont, Texas)**
 .289 avg. (63-for-218); 6 2B; 4 3B; 28 RBI; 26 Runs; 10 SB
- CF - Cody Jones (Sr., Round Rock, Texas)**
 .353 avg. (89-for-252); 14 2B; 13B; 5 HR; 34 RBI; 63 Runs; 33 SB
- RF - Nolan Brown (Jr., Colleyville, Texas)**
 .302 avg. (68-for-225); 11 2B; 1 HR; 30 RBI; 46 Runs; 19 SB
- DH - Connor Wanhanen (Fr., Flower Mound, Texas)**
 .329 avg. (71-for-216); 4 2B; 3 3B; 1 HR; 40 RBI; 42 Runs; 11 SB
- P - Preston Morrison (Sr., Waxhaw, N.C.)**
 12-3; 2.51 ERA; 122.0 IP; 22 BB; 91 K; .223 opp. avg.
- P - Tyler Alexander (So., Southlake, Texas)**
 6-3; 3.07 ERA; 93.2 IP; 10 BB; 72 K; .251 opp. avg.
- P - Alex Young (Jr., Hawthorn Woods, Ill.)**
 9-3; 2.22 ERA; 97.1 IP; 22 BB; 103 K; .210 opp. avg.
- P - Mitchell Traver (So., Sugar Land, Texas)**
 9-2; 1.89 ERA; 76.1 IP; 26 BB; 77 K; .184 opp. avg.
- RP - Riley Ferrell (Jr., College Station, Texas)**
 1-3; 14 Saves; 2.56 ERA; 31.2 IP; 20 BB; 53 K; .099 opp. avg.



2016 COLLEGE WORLD SERIES

2016 PLAYERS

P/DH	Luken Baker	Fr.	Spring, Texas
INF	Elliott Barzilli	Jr.	Los Angeles, Calif.
P	Austin Boyles	Fr.	Spring, Texas
P	Dalton Brown	Fr.	Benbrook, Texas
P	Ryan Burnett	So.	The Woodlands, Texas
P	Durbin Feltman	Fr.	Conroe, Texas
P	Drew Gooch	So.	Argyle, Texas
P	Preston Guillory	Sr.	Baton Rouge, La.
INF	Mason Hesse	Jr.	Temple, Texas
P	Rex Hill	Jr.	Tomball, Texas
P	Dalton Horton	Fr.	Center, Texas
P	Brian Howard	Jr.	St. Louis, Mo.
P	Jared Janczak	Fr.	Temple, Texas
OF	Ryan Johnson	Fr.	College Station, Texas
INF	Michael Landestoy	So.	Santo Domingo, D.R.
INF	Ryan Merrill	Jr.	Omaha, Neb.
C	Zack Plunkett	So.	Hurst, Texas
C	Evan Skoug	So.	Libertyville, Ill.
OF	Dane Steinhagen	Sr.	Beaumont, Texas
P	Mitchell Traver	Jr.	Sugar Land, Texas
P	Brian Trieglaff	Jr.	Houston, Texas
OF	Austen Wade	So.	Midland, Texas
OF	Connor Wanhanen	So.	Flower Mound, Texas
INF	Cam Warner	Jr.	Canberra, Australia
OF	Josh Watson	Fr.	Arlington, Texas
P	Sean Wymer	Fr.	Flower Mound, Texas

COACHING STAFF

Jim Schlossnagle – Head Coach
 Bill Mosiello – Associate Head Coach
 Kirk Saarloos – Assistant Coach
 Zach Etheredge – Volunteer Assistant Coach
 Josh Elander - Student Assistant Coach

2016 SCHEDULE/RESULTS

Loyola Marymount	L	3-5	at #25 Oklahoma St.*	L	0-9
Loyola Marymount	W	1-0	at #25 Oklahoma St.*	W	11-6
Loyola Marymount	W	5-0	at #25 Oklahoma St.*	L	7-11
Ark.-Pine Bluff	W	17-3	at #17 Dallas Baptist	W	2-0
vs. #6 La.-Lafayette	W	7-1	#10 Texas Tech*	L	3-7
vs. #25 Rice	W	10-0	#10 Texas Tech*	W	13-6
vs. #9 Houston	W	10-1	#10 Texas Tech*	L	1-3
UTRGV	W	13-0	at Penn State	W	6-2
Gonzaga	L	3-4	at Penn State	W	5-4
Gonzaga	W	10-2	at Penn State	W	9-5
Gonzaga	W	16-1	at Baylor*	L	3-4
UT Arlington	W	5-1	at Baylor*	L	5-8
USC	W	8-3	at Baylor*	W	7-3
USC	W (10)	12-11	Stephen F. Austin	W	3-2
USC	L	6-16	Kansas State*	W	3-2
at Rice	W	6-4	Kansas State*	W	2-1
West Virginia*	W	10-6	Kansas State*	W	9-3
West Virginia*	W	7-1	vs. Baylor	W	12-5
West Virginia*	W	14-2	vs. Oklahoma State	W	13-5
Abilene Christian	W	6-4	vs. Texas	L	1-2
at Texas*	L	3-4	vs. Texas	W	8-2
at Texas*	L	0-2	vs. West Virginia	W (10)	11-10
at Texas*	W	9-5	Oral Roberts	W	7-0
at UT Arlington	W	17-4	Gonzaga	W	4-3
at Wichita State	W	3-0	Arizona State	W	8-1
at Wichita State	W	17-6	at #4 Texas A&M	W	8-2
at Wichita State	W	12-5	at #4 Texas A&M	L	1-7
UT Arlington	L	3-4	at #4 Texas A&M	W	4-1
at Kansas*	L	3-4	vs. #4 Texas Tech	W	5-3
at Kansas*	W	8-0	vs. #7 Coastal Carolina	W	6-1
at Kansas*	W	14-6	vs. #7 Coastal Carolina	L	1-4
Dallas Baptist	L	1-9	vs. #7 Coastal Carolina	L	5-7
Oklahoma*	W	11-3			
Oklahoma*	W	12-2			
Oklahoma*	W	2-0			

While it was TCU's third consecutive trip to the College World Series, it brought with them a host of new characters. Gone were six everyday starters, replaced by a cast of freshmen and junior college transfers. Additionally, the Horned Frogs debuted an almost entirely new rotation on the mound and a new closer.

Battle-tested after a hard-fought three-game series against the heavily-favored Texas A&M Aggies in College Station, the Frogs were prepared for the highly charged atmosphere in Omaha.

A familiar foe awaited the Frogs in their first game of the World Series in fellow Big 12 member, Texas Tech. It was the second time in TCU's four trips to the CWS that it would open the series against the Red Raiders. Similar to the outcome in 2014, the Frogs escaped with a 5-3 victory. The game was not without dramatics as the Frogs used a three-run home run with one out in the ninth to take a two-run lead. The home run capped a see-saw affair that saw the lead change hands multiple times. It was Texas Tech that jumped in front first with a third-inning run. A Ryan Merrill sacrifice fly tied the game in the fourth and Cam Warner's home run in the fifth gave TCU its first lead of the game. The Red Raiders tied the game in the bottom of the fifth and took the lead with a two out hit in the eighth before Baker's heroics.


Brian Howard and Ryan Burnett teamed up for a dominating performance on the mound as TCU won its second game in Omaha for the first time in program history. The Frogs took a 6-1 victory over Coastal Carolina with runs in the second, fifth, sixth and ninth. Baker's home run to lead off the second set the tone. Howard was touched for a run in the sixth, but with the tyin run on second, he gave way to Burnett. The lefty reliever retired all 10 batters he faced to lock up the win.

Needing just one win to advance to the championship series, the Frogs ran into a hot Coastal Carolina squad. Andrew Beckwith tossed a complete-game, limiting the Frogs to a run on six hits. The TCU pitching staff limited the Chanticleers to four hits, but combined with a trio of walks and TCU error, they scored four runs for a 4-1 win.

Coastal Carolina held off a hard-charging TCU squad in a winner-moves-on game, handing the Frogs a 7-5 loss. The Chanticleers built a 7-1 lead and held on as TCU scored four unanswered runs. A trio of double plays proved costly in the Frogs ability to overcome the deficit and the season came to an end.

2016 STARTING LINEUP

- C - Evan Skoug (So., Libertyville, Ill.)**
.301 avg. (75-for-249); 21 2B; 9 HR; 51 RBI; 54 Runs; 7 SB
- 1B - Connor Wanhanen (So., Flower Mound, Texas)**
.231 avg. (43-for-186); 7 2B; 2 3B; 23 RBI; 39 Runs; 9 SB
- 1B - Michael Landestoy (So., Santo Domingo, D.R.)**
.290 avg. (20-for-69); 1 3B; 1 HR; 14 RBI; 13 Runs; 1 SB
- 2B - Cam Warner (Jr., Canberra, Australia)**
.300 avg. (85-for-283); 17 2B; 13B; 6 HR; 43 RBI; 47 Runs, 10 SB
- 3B - Elliott Barzilli (Jr., Los Angeles, Calif.)**
.339 avg. (85-for-251); 16 2B; 4 HR; 7 HR; 48 RBI; 44 Runs; 14 SB
- SS - Ryan Merrill (Jr., Omaha, Neb.)**
.298 avg. (53-for-178); 9 2B; 4 3B; 1 HR; 25 RBI; 31 Runs; 11 SB
- LF - Josh Watson (Fr., Arlington, Texas)**
.280 avg. (68-for-243); 12 2B; 5 3B; 11 HR; 44 RBI; 52 Runs; 12 SB
- CF - Dane Steinhagen (Jr., Beaumont, Texas)**
.313 avg. (76-for-243); 20 2B; 13B; 8 HR; 51 RBI; 49 Runs; 12 SB
- RF - Austen Wade (So., Midland, Texas)**
.286 avg. (62-for-217); 11 2B; 13B; 1 HR; 27 RBI; 50 Runs; 13 SB
- DH - Luken Baker (Fr., Spring, Texas)**
.379 avg. (95-for-248); 16 2B; 11 HR; 62 RBI; 59 Runs; 1 SB
- P - Brian Howard (Jr., St. Louis, Mo.)**
10-2; 3.19 ERA; 98.2 IP; 30 BB; 93 K; .228 opp. avg.
- P - Jared Janczak (Fr., Temple, Texas)**
7-4; 2.61 ERA; 82.2 IP; 26 BB; 80 K; .248 opp. avg.
- P - Mitchell Traver (So., Sugar Land, Texas)**
1-3; 3.26 ERA; 30.1 IP; 10 BB; 28 K; .235 opp. avg.
- RP - Durbin Feltman (Fr., Conroe, Texas)**
3-0; 9 Saves; 1.56 ERA; 34.2 IP; 11 BB; 49 K; .129 opp. avg.



YEAR-BY-YEAR RESULTS

1978 18-29-1 (SWC 7-17, 8th) Willie Maxwell
Feb 25 @ Texas Wesleyan W 8-5
25 @ Texas Wesleyan L 2-5
26 @ UT-Arlington W 13-1
26 @ UT-Arlington L 2-3

1979 21-24 (SWC 7-17, 8th) Willie Maxwell
Feb 23 Sam Houston St. W 12-5
23 Sam Houston St. L 0-3
23 Dallas Baptist W 3-1

1980 19-28-2 (SWC 7-14, 7th) Willie Maxwell
Feb 19 Hardin-Simmons W 11-4
19 Hardin-Simmons L 2-4
20 @ Texas Wesleyan L 1-14
20 @ Texas Wesleyan L 1-2

1981 27-19 (SWC 9-12, 6th) Willie Maxwell
Feb 21 Texas Wesleyan L 3-4
21 Texas Wesleyan L 1-2
24 @ UT-Arlington L 3-4
24 @ UT-Arlington L 2-3

1982 16-25-2 (SWC 4-15-1, 8th) Willie Maxwell
Feb 19 St. Edward's L 0-3
19 St. Edward's W 6-5
20 Texas Wesleyan L 2-7
20 Texas Wesleyan L 2-8

1983 26-25 (SWC 6-15, 7th) Willie Maxwell
Feb. 18 @ M.H. Baylor W 9-5
18 @ M.H. Baylor W 8-5
23 @ Texas Wesleyan L 4-6
23 @ Texas Wesleyan L 1-3

1984 25-22 (SWC 6-15, 7-7th) Bragg Stockton
Feb 22 Dallas Baptist L 3-6
22 Oral Roberts L 1-2
25 Trinity W 5-0
25 Trinity W 10-0

1985 35-17 (SWC 9-12, 6th) Bragg Stockton
Feb 19 Southwest Texas W 5-2
19 Southwest Texas W 5-4
27 @ UT-Arlington W 7-6
28 UT-Arlington W 11-2

May 3 Texas A&M* L 5-12
4 Texas A&M* W 6-1
4 Texas A&M* L 0-5

1986 31-29 (SWC 5-16, T-7th) Bragg Stockton
Feb 18 North Texas W 11-2
18 North Texas W 13-7
19 Dallas Baptist W 6-0
19 Dallas Baptist W 8-3

1987 24-35 (SWC 4-17, 8th) Lance Brown
Feb 14 Lamar L 4-7
14 Lamar L 3-8
15 Lamar W 12-3
15 Lamar L 5-10

YEAR-BY-YEAR RESULTS

28	Rice*	W	8-1
31	@ Oklahoma State	L	7-10
Apr 1	@ Oklahoma State	L	4-11
3	@ Houston*	L	6-10
4	@ Houston*	L	0-7
4	@ Houston*	L	6-7
7	UT-Pan Am	W	10-5
7	UT-Pan Am	W	5-9
8	UT-Pan Am	W	8-4
8	UT-Pan Am	W	4-1
10	Arkansas*	L	7-9
11	Arkansas*	W	7-6
11	Arkansas*	L	7-13
14	@ UT-Arlington	L	8-12
15	UT-Arlington	L	15-17
17	@ Texas Tech*	W	8-2
18	@ Texas Tech*	L	3-4
18	@ Texas Tech*	L	6-7
21	@ Oklahoma	W	14-7
22	@ Oklahoma	L	5-6
24	Texas A&M*	L	2-9
25	Texas A&M*	L	5-7
25	Texas A&M*	W	7-6
May 1	Baylor*	L	2-6
1	Baylor*	L	4-7
2	Baylor*	L	7-8

1988 27-32 (SWC 8-13, 5th) Lance Brown

Feb 13	@ Lamar	W	3-2
13	@ Lamar	L	1-7
14	@ Lamar	W	3-1
15	@ Sam Houston St.	L	1-4
15	@ Sam Houston St.	W	10-7
19	@ Tarleton State	W	5-0
19	@ Tarleton State	W	13-2
20	Texas Wesleyan	W	4-3
20	Texas Wesleyan	L	4-9
21	St. Edward's	W	17-2
21	St. Edward's	L	5-8
23	@ North Texas	W	18-0
25	@ UNLV	L	5-9
26	vs. Georgia Tech	L	4-8
26	vs. Oklahoma	L	2-7
27	@ UNLV (11)	W	5-6
28	vs. Georgia Tech	W	6-4
Mar 5	Southwest Texas St.	W	9-8
6	Southwest Texas St.	W	9-8
6	Southwest Texas St.	W	7-5
8	Dallas Baptist	L	2-3
9	UT-Arlington	L	1-3
11	@ Oral Roberts	L	4-5
12	@ Oral Roberts	L	3-8
12	@ Oral Roberts	W	7-0
18	New Mexico	W	15-2
19	New Mexico	L	2-4
19	New Mexico	L	5-11
20	New Mexico	L	8-9
23	@ Hardin-Simmons	L	3-9
23	@ Hardin-Simmons	L	7-8
25	Texas*	L	2-3
26	Texas*	L	3-10
26	Texas* (10)	L	10-11
30	@ UT-Arlington	L	6-19
Apr 2	@ Rice*	L	1-4
2	@ Rice*	W	5-3
3	@ Rice*	L	4-5
5	North Texas	W	11-5
8	Houston*	W	4-2
9	Houston*	W	2-1
9	Houston*	W	16-9
12	Tarleton State	W	12-3
12	Tarleton State	W	5-1
15	@ Arkansas*	L	2-3
16	@ Arkansas*	W	3-1
16	@ Arkansas*	L	2-3
20	@ Dallas Baptist (11)	W	5-4
22	Texas Tech*	W	6-1
23	Texas Tech*	W	11-4
23	Texas Tech*	L	2-6
26	North Texas	L	3-13
27	UT-Arlington	W	9-3
29	@ Texas A&M*	L	7-10
30	@ Texas A&M*	L	2-4
30	@ Texas A&M*	L	1-9
May 6	Baylor*	W	6-5
6	Baylor*	L	4-5
7	Baylor*	L	2-4

1989 37-22 (SWC 7-14, T-6th) Lance Brown

Feb 9	@ Tulane	W	3-2
9	@ Tulane	W	4-3
10	@ New Orleans	W	1-0
11	@ LSU	L	2-8
12	@ LSU	L	5-10
13	@ SW Louisiana	W	10-9
20	@ Hardin-Simmons	W	5-4
20	@ Hardin-Simmons	W	12-0
24	Southwest Louisiana	W	3-2
24	Southwest Louisiana	L	2-3
25	Southwest Louisiana	W	9-6

Mar 1	Texas Wesleyan	W	9-3
3	@ Wichita State	L	2-16
8	Oklahoma State	L	2-16
10	Sam Houston State	W	7-5
10	Sam Houston State	L	3-4
11	Sam Houston State	W	16-11
13	Lamar	W	16-6
15	Lamar	W	16-2
15	Lamar	W	12-2
16	Emporia State	L	6-10
16	Emporia State	W	14-1
18	Northwestern	W	10-1
19	Northwestern	L	4-5
22	Wis.-Eau Claire	W	14-2
22	Wis.-Eau Claire	W	18-0
24	Rice*	W	6-1
25	Rice*	L	0-1
25	Rice* (11)	W	2-1
27	Nebraska	W	6-5
27	Nebraska	W	17-1
31	@ Houston*	L	7-8
1	@ Houston*	L	4-5
1	@ Houston*	L	3-9
5	Centenary	W	7-6
5	Centenary	W	10-1
7	Arkansas*	L	4-5
8	Arkansas*	L	6-8
8	Arkansas*	L	3-11
11	UT-Arlington	W	11-10
14	@ Texas Tech*	L	4-6
15	@ Texas Tech*	L	3-5
15	@ Texas Tech*	L	5-16
18	@ UT-Arlington	W	12-8
21	Texas A&M*	W	4-2
22	Texas A&M*	L	3-14
22	Texas A&M*	L	5-10
25	Dallas Baptist	W	4-3
25	Dallas Baptist	W	5-4
26	North Texas	W	9-2
26	North Texas	W	6-1
28	@ Baylor*	W	13-6
29	@ Baylor*	W	7-6
29	@ Baylor*	W	7-6
May 2	Northwood	W	5-4
2	Northwood	W	2-0
5	@ Texas*	W	5-1
6	@ Texas*	L	2-10
6	@ Texas*	L	1-10

1990 27-32 (SWC 4-17, 8th) Lance Brown

Feb 3	Stephen F. Austin	W	14-13
4	Stephen F. Austin	W	22-2
4	Stephen F. Austin	L	2-6
9	@ New Orleans	L	0-5
9	@ New Orleans	L	6-10
10	@ SW Louisiana	L	0-10
10	@ SW Louisiana	L	2-7
11	@ SW Louisiana	L	5-11
12	Nicholls State (11)	L	3-4
17	Kansas	W	5-4
18	Kansas	W	4-3
20	Dallas Baptist	W	11-6
23	College of the SW	W	9-6
24	College of the SW	W	11-0
24	College of the SW	W	11-2
25	College of the SW	L	12-17
Mar 1	UT-Arlington	W	15-7
3	Hardin-Simmons	W	8-7
4	Hardin-Simmons	W	4-3
4	Hardin-Simmons	W	9-3
7	Union College	W	8-1
9	Northwood Inst. (12)	L	10-11
12	SE Oklahoma	W	11-5
13	SE Oklahoma	W	3-0
16	vs. Oklahoma St.#	W	6-4
17	vs. Sam Houston St.#	L	9-10
17	vs. Illinois State#	L	8-11
20	St. Francis	W	10-7
21	Tarleton State	W	7-4
21	Tarleton State	W	17-7
23	@ Rice*	L	1-2
24	@ Rice*	L	4-5
24	@ Rice*	W	7-3
31	Houston*	L	5-7
31	Houston*	L	3-14
1	Houston*	L	3-8
3	Texas Southern	W	4-3
3	Texas Southern	W	15-2
6	@ Arkansas*	L	3-10
7	@ Arkansas*	L	3-4
7	@ Arkansas*	L	3-7
8	@ SW Missouri St.	L	2-26
9	@ SW Missouri St.	L	4-5
13	Texas Tech*	L	0-9
14	Texas Tech*	W	6-5
14	Texas Tech*	L	3-6
17	@ Stephen F. Austin	L	2-5
17	@ Stephen F. Austin	W	5-4
20	@ Texas A&M*	L	9-10
21	@ Texas A&M*	W	3-1

1991 34-25 (SWC 10-11, t-4th) Lance Brown

Feb 2	Northwood Inst.	L	2-5
2	Northwood Inst.	L	0-3
8	@ Hardin-Simmons	W	14-5
9	@ Hardin-Simmons	W	12-4
9	@ Hardin-Simmons	W	12-4
13	Tarleton State	W	7-4
16	@ Louisiana Tech	L	3-6
16	@ Louisiana Tech	L	9-10
17	@ Louisiana Tech	W	9-4
21	Texas Wesleyan	W	7-1
21	Texas Wesleyan	L	4-5
22	College of the SW	W	3-2
22	College of the SW	L	4-5
24	College of the SW	W	5-4
24	College of the SW	W	11-3
Mar 1	NE Louisiana	W	10-9
2	NE Louisiana	W	10-1
2	NE Louisiana	W	8-1
5	@ Dallas Baptist	W	15-13
6	Tarleton State	W	11-6
8	New Mexico State	W	5-3
9	New Mexico State	W	8-7
9	New Mexico State	W	9-1
10	New Mexico State	W	3-2
13	Emporia State	W	11-10
15	@ Long Beach State	L	0-12
16	@ Long Beach State	L	8-17
17	@ Long Beach State	L	0-12
19	St. Francis	W	11-5
22	@ Texas*	L	1-5
23	@ Texas*	L	4-5
23	@ Texas*	L	0-8
27	Oklahoma	L	2-5
29	Rice*	W	9-8
30	Rice*	W	5-0
30	Rice*	L	2-3
Apr 2	UT-Arlington	L	3-4
7	Houston*	W	8-4
7	Houston*	W	5-0
8	Houston*	W	11-2
9	@ UT-Arlington	W	8-5
12	Arkansas*	W	4-1
13	Arkansas*	L	2-12
14	Arkansas*	L	6-12
16	Dallas Baptist	W	2-1
19	@ Texas Tech*	W	9-5
20	@ Texas Tech*	W	2-1
20	@ Texas Tech*	L	1-6
26	Texas A&M*	L	2-9
27	Texas A&M*	L	3-4
27	Texas A&M*	L	2-5
30	@ Oklahoma	L	5-9
4	@ Baylor*	W	4-0
5	@ Baylor*	W	4-2
16	vs. Texas#	L	5-13
17	vs. Baylor#	W	3-0
17	@ Texas A&M#	W	4-2
18	vs. Texas#	L	6-8

- SWC Tournament, College Station

1992 25-30 (SWC 14-22, 6th) Lance Brown

Feb 1	@ UT-Arlington	L	3-4
7	Dallas Baptist	W	9-6
8	Louisiana Tech	W	1-0
8	Louisiana Tech	L	4-8
9	Louisiana Tech	L	4-6
11	Tarleton State	W	8-7
14	@ Texas Tech*	L	2-3
15	@ Texas Tech*	W	5-1
15	@ Texas Tech*	W	9-2
19	@ Stephen F. Austin	W	16-15
21	Rice*	L	9-14
23	Rice*	W	2-1
23	Rice*	W	7-4
28	@ Houston* (12)	W	10-7
29	@ Houston*	L	1-4
29	@ Houston*	W	5-3
Mar 2	Stephen F. Austin	W	9-8
3	UT-Arlington	L	5-10
6	Texas*	L	5-20
7	Texas*	L	4-8
7	Texas*	L	1-9
13	@ Baylor*	L	1-2
14	@ Baylor*	L	5-6
14	@ Baylor*	L	3-8
17	@ N. Mexico St. (10)	W	8-7
18	@ New Mexico St.	W	12-9
20	Colorado State	L	0-5

21	@ Texas A&M*	L	2-13
24	@ Dallas Baptist	W	8-7
28	Baylor*	L	2-4
28	Baylor*	L	4-5
29	Baylor*	L	4-8
May 1	@ UT-Arlington	L	13-4
3	Texas*	W	10-7
3	Texas*	L	6-13
4	Texas*	L	11-15

- Shreveport Tournament

Feb 2	Northwood Inst.	L	2-5
2	Northwood Inst.	L	0-3
8	@ Hardin-Simmons	W	14-5
9	@ Hardin-Simmons	W	12-4
9	@ Hardin-Simmons	W	12-4
13	Tarleton State	W	7-4
16	@ Louisiana Tech	L	3-6
16	@ Louisiana Tech	L	9-10
17	@ Louisiana Tech	W	9-4
21	Texas Wesleyan	W	7-1
21	Texas Wesleyan	L	4-5
22	College of the SW	W	3-2
22	College of the SW	L	4-5
24	College of the SW	W	5-4
24	College of the SW	W	11-3
Mar 1	NE Louisiana	W	10-9
2	NE Louisiana	W	10-1
2	NE Louisiana	W	8-1
5	@ Dallas Baptist	W	15-13
6	Tarleton State	W	11-6
8	New Mexico State	W	5-3
9	New Mexico State	W	8-7
9	New Mexico State	W	9-1
10	New Mexico State	W	3-2
13	Emporia State	W	11-10
15	@ Long Beach State	L	0-12
16	@ Long Beach State	L	8-17
17	@ Long Beach State	L	0-12
19	St. Francis	W	11-5
22	@ Texas*	L	1-5
23	@ Texas*	L	4-5
23	@ Texas*	L	0-8
27	Oklahoma	L	2-5
29	Rice*	W	9-8
30	Rice*	W	5-0
30	Rice*	L	2-3
Apr 2	UT-Arlington	L	3-4
7	Houston*	W	8-4
7	Houston*	W	5-0
8	Houston*	W	11-2
9	@ UT-Arlington	W	8-5
12	Arkansas*	W	4-1
13	Arkansas*	L	2-12
14	Arkansas*	L	6-12
16	Dallas Baptist	W	2-1
19	@ Texas Tech*	W	9-5
20	@ Texas Tech*	W	2-1
20	@ Texas Tech*	L	1-6
26	Texas A&M*	L	2-9
27	Texas A&M*	L	3-4
27	Texas A&M*	L	2-5
30	@ Oklahoma	L	5-9
4	@ Baylor*	W	4-0
5	@ Baylor*	W	4-2
16	vs. Texas#	L	5-13
17	vs. Baylor#	W	3-0
17	@ Texas A&M#	W	4-2
18	vs. Texas#	L	6-8

YEAR-BY-YEAR RESULTS

25	UT-Arlington	W	8-2
29	@ Oral Roberts	L	6-7
30	@ Oral Roberts	W	7-6
30	@ Oral Roberts	W	5-3
May 2	@ Oklahoma	L	1-4
3	@ Oklahoma	L	4-11
12	Texas A&M*	W	6-3
13	vs. Texas A&M*!	L	15-20
14	vs. Texas A&M*!	L	9-10

- at Lubbock, Texas
 \$ - SWC First Pitch Tournament - Houston
 ! - Played at The Ballpark in Arlington

1996 34-33 (SWC 11-13, 1-4th) Lance Brown

Jan 21	@ Hawai'i-Pacific	W	20-2
22	vs. Washington St. ^	L	5-17
23	vs. Washington St. ^	L	0-3
23	@ Hawai'i-Hilo	W	7-3
26	@ Hawai'i-Hilo	L	4-5
26	@ Hawai'i-Hilo	L	2-4
27	@ Hawai'i-Hilo	W	9-0
27	@ Hawai'i-Hilo	W	10-8
Feb 7	@ Dallas Baptist	W	14-9
9	Oral Roberts	W	13-2
10	Oral Roberts	L	2-3
10	Oral Roberts	W	10-9
13	Tarleton State	W	23-3
17	Louisiana Tech	L	1-7
18	Louisiana Tech	L	5-11
20	Oklahoma	W	10-9
23	@ UT-Pan Am	W	7-2
23	@ UT-Pan Am (8)	W	8-7
24	@ UT-Pan Am	L	8-9
24	vs. Purdue &	L	5-9
Mar 1	@ Southern Miss	L	2-4
2	@ Southern Miss	L	1-12
3	@ Southern Miss	L	7-9
6	Maine	W	21-1
7	Maine	W	16-4
9	Oklahoma State	L	8-13
10	Oklahoma State	W	10-5
12	@ Sam Houston St.	W	10-0
12	@ Sam Houston St.	W	11-3
15	vs. Texas A&M*	L	2-3
16	vs. Texas Tech*	L	2-8
16	vs. Rice*	W	12-7
17	vs. Baylor*	W	9-8
19	Dallas Baptist	W	10-8
22	Rice* (10)	W	9-8
23	Rice*	W	9-4
23	Rice*	W	9-8
26	@ UT-Arlington	W	7-3
26	@ UT-Arlington	L	2-5
30	@ Oral Roberts	L	3-5
30	@ Oral Roberts	L	4-10
31	@ Oral Roberts	L	14-16
Apr 6	Baylor*	W	3-2
6	Baylor*	W	6-1
7	Baylor*	L	7-17
12	@ Texas A&M*	L	3-13
13	@ Texas A&M*	L	7-16
13	@ Texas A&M*	L	7-8
19	@ Houston*	L	2-9
20	@ Houston*	L	2-5
20	@ Houston*	L	9-10
21	@ Houston*	W	14-4
23	Tarleton State	W	16-1
26	@ Oklahoma	W	9-5
27	@ Oklahoma	W	21-9
28	vs. Oklahoma! (14)	L	6-7
30	UT-Arlington	W	13-1
May 3	Texas*	L	6-9
4	Texas*	W	11-6
4	Texas*	L	13-20
5	Texas*	W	4-1
11	@ Texas Tech*	W	7-4
11	@ Texas Tech* (11)	L	6-9
12	@ Texas Tech*	L	7-23
15	vs. Baylor#	W	12-5
16	vs. Texas#	L	5-7
17	vs. Texas Tech#	L	6-10

^ - Played in Hilo, Hawaii
 & - Played in Edinburg, Texas
 \$ - SWC First Pitch Tournament, Houston
 ! - Played at The Ballpark in Arlington
 # - SWC Tournament - Lubbock, Texas

1997 26-27 (WAC 15-15, 2nd) Lance Brown

Feb 1	Oral Roberts	L	3-21
2	Oral Roberts	L	12-20
7	UT-Arlington	W	24-2
8	Sam Houston State	L	1-2
8	Sam Houston State	W	6-1
11	@ Texas Tech	W	10-1
15	@ Louisiana Tech	L	3-4
16	@ Louisiana Tech	W	15-11
18	Texas Wesleyan	W	9-2
21	Texas	L	1-3
22	Texas	L	4-7

23	Texas	L	0-5
24	Washington State	W	9-8
28	Rice*	L	6-11
Mar 1	Rice*	L	4-5
2	Rice*	L	9-14
7	New Mexico*	W	10-3
8	New Mexico*	W	8-5
9	New Mexico*	W	5-1
11	Oklahoma (11)	L	5-6
14	Grand Canyon*	W	13-4
15	Grand Canyon*	W	8-5
16	Grand Canyon*	W	10-3
17	Cornell	W	17-1
21	@ Air Force*	W	9-3
22	@ Air Force*	W	10-3
22	@ Air Force*	L	8-14
23	@ Air Force*	W	5-4
27	Fresno State*	L	12-19
28	Fresno State*	L	5-10
29	Fresno State*	W	11-7
Apr 1	Texas Tech*	L	3-9
2	Texas Tech*	L	5-10
4	@ San Jose State*	L	7-8
5	@ San Jose State*	L	3-5
6	@ San Jose State*	L	9-14
8	Texas*	L	6-7
12	@ Rice*	W	10-5
13	@ Rice* (9)	L	7-11
13	@ Rice*	L	4-6
15	UT-Arlington	W	6-1
18	@ UNLV*	L	5-19
19	@ UNLV*	W	13-7
20	@ UNLV*	L	13-14
22	UT-Arlington	W	6-2
26	@ New Mexico* (10)	W	15-14
27	@ New Mexico*	L	2-12
27	@ New Mexico*	W	13-5
29	@ Oklahoma	L	8-11
May 2	UNLV*	W	22-7
3	UNLV*	W	10-8
4	UNLV*	L	3-5
9	@ UT-Arlington	W	9-6

% - Played at The Ballpark in Arlington

1998 33-23 (WAC 18-11, 2nd) Lance Brown

Feb 1	@ UT-Arlington	L	6-9
2	UT-Arlington	W	22-0
6	vs. Oklahoma St.#	L	3-9
7	vs. Indiana#	W	8-4
10	Texas Tech	L	2-9
11	Texas Tech	W	12-10
15	@ SW Texas St.	W	7-6
15	@ SW Texas St.	L	3-6
20	Illinois	W	9-4
21	Illinois	W	5-3
22	Illinois	W	6-4
23	Dallas Baptist	W	20-13
26	vs. UT-Arlington	L	4-8
27	Oral Roberts	W	13-12
28	Oral Roberts	W	27-5
Mar 1	Oral Roberts	L	5-6
3	@ Texas	W	11-2
6	New Mexico*	W	9-4
7	New Mexico*	L	2-9
10	@ Texas Tech	L	4-16
11	@ Texas Tech (11)	W	8-7
13	Utah*	W	5-3
14	Utah*	W	8-0
14	Utah*	W	11-8
15	Utah*	W	5-3
17	Oklahoma	L	6-7
19	@ BYU*	L	10-11
20	@ BYU*	W	22-5
21	@ BYU*	W	11-7
24	@ UT-Arlington	L	3-7
27	UNLV*	W	10-7
28	UNLV*	W	5-1
29	UNLV*	L	2-9
31	@ Oklahoma	L	7-8
Apr 3	@ Rice*	L	2-19
4	@ Rice*	W	10-7
5	@ Rice*	L	6-9
10	@ Hawai'i*	W	8-3
11	@ Hawai'i*	L	6-7
12	@ Hawai'i*	W	9-4
17	San Diego State*	W	20-5
18	San Diego State*	W	17-7
19	San Diego State*	L	5-14
22	UT-Arlington	W	7-5
24	@ New Mexico*	L	11-14
25	@ New Mexico*	W	4-3
25	@ New Mexico*	W	11-6
28	vs. Texas!	W	8-7
May 1	@ UNLV*	W	15-12
2	@ UNLV*	L	8-11
3	@ UNLV*	W	10-9
8	Rice*	L	4-10
10	Rice*	L	1-7
10	Rice*	W	11-4

13	vs. San Diego St.%	L	12-14
14	vs. Rice%	L	5-10
#	- Just For Feet Showdown in the Desert		
!	- Played at The Ballpark in Arlington		
%	- WAC Tournament - San Diego, Calif.		

1999 33-26 (WAC 19-10, 2nd) Lance Brown

Feb 5	vs. UT-Arlington#	W	17-3
5	vs. Oral Roberts#	L	3-11
6	vs. Sam Houston St.#	L	5-10
7	vs. Centenary# (10)	W	11-7
9	@ Texas Tech	L	3-8
13	Southwest Texas St.	L	2-4
13	Southwest Texas St.	W	7-2
14	Southwest Texas St.	W	12-6
16	@ UT-Arlington	W	15-12
20	Lamar	W	7-3
20	Lamar	L	1-3
21	Lamar (11)	L	5-6
23	Oklahoma	L	12-14
26	Hawai'i*	W	6-5
27	Hawai'i*	W	10-0
28	Hawai'i*	W	8-7
Mar 2	@ Oklahoma	L	3-6
5	@ Fresno State*	L	1-7
6	@ Fresno State*	W	7-6
7	@ Fresno State*	W	14-8
9	@ Texas Tech*	L	5-6
14	Oral Roberts	L	10-20
16	@ Texas	L	14-15
17	Oklahoma State	W	5-4
19	@ New Mexico*	W	1-0
20	@ New Mexico*	W	4-3
21	@ New Mexico*	L	16-17
23	UT-Arlington	W	23-5
25	San Diego State*	W	8-2
26	San Diego State*	W	6-1
27	San Diego State*	W	8-7
Apr 2	@ BYU*	W	16-7
3	@ BYU*	W	9-6
6	Texas Tech	L	2-3
7	@ UT-Arlington (11)	W	10-8
9	Utah*	W	10-6
10	Utah*	W	17-1
11	Utah* (10)	L	6-7
13	@ Oklahoma State	L	9-21
16	Air Force*	W	14-11
17	Air Force*	W	13-1
18	Air Force*	W	18-3
20	Texas%	L	0-3
23	@ UNLV*	L	6-9
24	@ UNLV*	L	2-6
25	@ UNLV*	L	6-12
30	@ Rice*	L	1-6
May 1	@ Rice* (12)	L	7-8
1	@ Rice*	W	4-2
5	UT-Arlington	W	11-3
7	San Jose State	W	14-1
8	San Jose State	L	6-9
9	San Jose State	L	6-12
19	vs. Hawai'i\$	W	9-5
20	vs. San Jose State\$	L	6-9
21	vs. Hawai'i\$	W	12-10
21	vs. San Jose State\$	W	10-6
22	vs. Rice\$	L	3-18

- The Gateway Classic - Laredo, TX
 % - Played at The Ballpark in Arlington
 \$ - WAC Tournament - Fresno, Calif.

2000 22-34 (WAC 12-18, 5th) Lance Brown

Feb 1	Dallas Baptist	L	4-7
5	Southwest Texas St.	W	6-3
5	SW Texas St. (14)	L	6-9
6	Southwest Texas St.	L	5-15
8	@ UT-Arlington (11)	L	2-3
10	UT-Arlington	W	13-9
11	vs. Iowa State%	W	9-0
28	@ UT-Arlington	L	4-12
12	Iowa State	L	5-8
15	Texas Tech	W	14-4
18	Baylor	L	3-8
19	@ Baylor	L	3-4
20	@ Baylor	L	2-11
22	Oklahoma	L	13-16
26	@ Lamar	L	6-10
27	@ Lamar (8)	W	3-2
27	@ Lamar	L	5-9
29	@ Dallas Baptist	L	6-9
Mar 3	San Jose State*	W	13-5
4	San Jose State*	W	6-4
5	San Jose State*	L	3-5
7	@ Texas	L	15-17
10	@ Hawai'i*	L	2-6
11	@ Hawai'i*	L	2-3
12	@ Hawai'i*	L	6-14
16	@ Hawai'i-Hilo*	W	6-3
17	@ Hawai'i-Hilo* (10)	L	2-3
18	@ Hawai'i-Hilo*	L	6-10
24	Texas Wesleyan	W	5-4

24	Texas Wesleyan	W	7-2
25	Texas Wesleyan	W	4-3
26	Tarleton State (10)	L	5-8
28	@ Texas Tech	W	7-5
31	@ Rice*	W	3-0
Apr 1	@ Rice*	L	3-12
4	@ Oklahoma	L	2-5
7	Fresno State*	L	7-9
8	Fresno State*	L	3-8
9	Fresno State*	W	10-1
13	Hawai'i-Hilo*	W	11-5
14	Hawai'i-Hilo*	W	2-1
15	Hawai'i-Hilo*	W	9-7
20	@ San Jose State*	L	6-11
21	@ San Jose State*	W	7-5
22	@ San Jose State*	L	0-5
27	Hawai'i*	W	4-1
28	Hawai'i*	W	7-1
29	Hawai'i*	L	6-7
May 4	@ Fresno State*	L	6-9
5	@ Fresno State*	L	6-7
6	@ Fresno State*	L	5-6
14	vs. SVW Texas St.\$	W	8-3
19	Rice*	L	1-11
20	Rice*	L	0-3
20	Rice*	L	3-8
21	Rice*	W	3-2

% - Played in Arlington, Texas
 \$ - Played at Dell Diamond - Round Rock

2001 32-28 (WAC 21-15, 3rd) Lance Brown

Jan 30	Prairie View A&M	W	17-0
30	Prairie View A&M	W	17-2
Feb 2	vs. Texas Tech#	L	4-5
7	vs. Baylor#	L	4-12
4	vs. Texas#	W	2-1
7	Missouri Southern	L	6-9
9	vs. Kansas\$	L	3-7
10	vs. Charlotte\$	W	10-1
11	vs. SW Texas St. \$	L	4-16
18	Hawai'i-Hilo*	W	14-2
18	Hawai'i-Hilo*	W	6-1
19	Hawai'i-Hilo*	W	12-0
20	Oklahoma	W	6-1
23	@ San Jose State*	W	5-3
25	@ San Jose State*	L	2-8
4	UT-Pan American	W	9-5
6	@ Texas	W	7-2
7	@ SW Texas St.	L	4-9
9	Nevada*	W	8-5
10	Nevada*	L	3-5
13	@ UT-Arlington	L	3-5
15	Iowa State	W	29-4
17	@ Hawai'i*	W	8-5
18	@ Hawai'i*	W	13-3
17	@ Hawai'i*	W	11-8
22	@ Hawai'i-Hilo*	W	7-4
23	@ Hawai'i-Hilo*	W	9-0
24	@ Hawai'i-Hilo*	W	3-1
30	Rice*	L	3-5
31			

2017 TCU BASEBALL

YEAR-BY-YEAR RESULTS

Apr	1	Southwest Texas St.	W	8-0
	4	@ Memphis*	L	6-9
	5	@ Memphis*	W	8-0
	5	@ Memphis*	L	4-5
	11	@ UAB*	W	1-0
	12	@ UAB*	W	7-0
	13	@ UAB*	W	10-2
	18	East Carolina*	W	8-2
	19	East Carolina*	W	4-3
	20	East Carolina*	W	12-6
	22	@ Baylor	L	4-22
	25	@ Cincinnati*	W	3-0
	26	@ Cincinnati*	W	7-0
	27	@ Cincinnati*	W	12-6
	29	@ Sam Houston St.	L	10-11
May	2	USF*	L	0-3
	3	USF*	W	5-1
	4	USF*	W	10-3
	9	@ Charlotte*	L	6-9
	10	@ Charlotte*	W	20-15
	11	@ Charlotte*	W	18-6
	15	Louisville*	L	6-10
	16	Louisville*	W	30-2
	17	Louisville*	W	8-7
	21	vs. Louisville!	L	1-5
	22	vs. USF!	L	6-10

! - C-USA Tournament - New Orleans, La.

2004	39-26 (C-USA 19-11, 4th)	Jim Schlossnagle		
C-USA TOURNAMENT CHAMPS				
NCAA AUSTIN REGIONAL				
Feb	5	Dallas Baptist (10)	W	13-12
	7	Dallas Baptist	L	9-10
	15	Texas State (10)	L	4-7
	15	Texas State	L	2-6
	17	@ Texas Arlington	L	0-11
	19	vs. Oklahoma State!	W	14-6
	20	vs. Dallas Baptist!	W	6-1
	21	vs. Furman Univ.!	W	7-2
	24	@ Oklahoma State	L	5-7
	27	@ Texas Tech	W	6-4
	28	@ Texas Tech	W	8-5
	29	@ Texas Tech	L	9-19
Mar	5	St. John's	W	13-9
	6	St. John's	W	3-2
	7	@ UT-Arlington	L	7-8
	11	vs. Arizona^	L	2-5
	12	New Mexico	W	2-0
	13	New Mexico	W	11-3
	14	New Mexico	W	5-1
	16	Oklahoma	W	6-3
	19	Memphis*	W	11-5
	20	Memphis*	W	22-2
	21	Memphis*	W	8-7
	26	@ Houston*	W	1-0
	27	@ Houston*	L	2-9
	28	@ Houston*	W	18-7
	30	@ Baylor	L	0-11
Apr	2	@ Southern Miss*	L	6-19
	3	@ Southern Miss*	L	3-4
	4	@ Southern Miss*	L	5-9
	9	Cincinnati*	W	13-2
	10	Cincinnati*	W	10-3
	11	Cincinnati*	L	6-7
	14	UT-Arlington	W	4-3
	16	@ USF*	L	3-4
	17	@ USF* (10)	W	7-6
	18	@ USF*	W	7-1
	20	@ Oklahoma	W	5-4
	23	Saint Louis*	W	10-8
	24	Saint Louis*	W	12-5
	25	Saint Louis*	W	5-2
	27	Baylor	L	0-4
	30	@ Louisville*	W	18-11
May	2	@ Louisville*	L	2-3
	2	@ Louisville*	W	10-6
	7	UAB*	W	5-4
	8	UAB*	L	10-20
	9	UAB*	L	2-10
	11	Dallas Baptist	L	3-5
	14	@ East Carolina*	L	2-7
	15	@ East Carolina*	L	3-14
	16	@ East Carolina*	W	3-1
	18	Sam Houston State	L	3-7
	20	Charlotte*	W	6-2
	21	Charlotte*	W	8-1
	22	Charlotte*	W	9-7
	26	vs. Houston\$	L	5-9
	27	vs. Louisville\$	W	4-3
	28	vs. East Carolina\$	W	10-4
	29	vs. Houston\$	W	8-3
	29	vs. Houston\$	W	5-4
	30	vs. Southern Miss\$	W	3-1
June	4	vs. Oral Roberts#	L	5-6
	5	vs. Youngstown St.##	W	12-8
	5	vs. Oral Roberts#	L	1-10

! - SW Diamond Classic - Ft. Worth, TX
 ^ - Played at Dell Diamond - Round Rock
 \$ - C-USA Tournament - Houston, Texas
 # - NCAA Austin Regional - Austin, TX

2005	41-20 (C-USA 20-10, 2nd)	Jim Schlossnagle		
C-USA TOURNAMENT CHAMPS				
NCAA WACO REGIONAL				
Feb	11	Utah	W	10-0
	13	Utah	W	6-4
	13	Utah	W	13-6
	15	Texas Tech	L	4-7
	18	@ Florida Atlantic	W	10-9
	19	@ Florida Atlantic	L	1-3
	20	@ Florida Atlantic	W	7-3
	22	@ Sam Houston St.	L	6-12
	25	Dallas Baptist	W	3-2
	26	Dallas Baptist	W	15-10
Mar	4	Manhattan (11)	W	6-5
	5	Manhattan	W	10-4
	6	Manhattan	W	9-8
	8	Texas Tech	W	9-2
	11	@ #5 Rice	W	2-1
	12	@ #5 Rice	L	5-15
	13	@ #5 Rice	L	1-2
	15	@ #16 Baylor (10)	L	3-4
	18	#24 Southern Miss*	W	10-9
	19	#24 Southern Miss*	W	5-4
	20	#24 S'ern Miss* (10)	L	7-14
	22	Oklahoma	L	4-5
	25	@ Saint Louis*	W	10-10
	26	@ Saint Louis*	W	13-1
	26	@ Saint Louis*	L	4-11
Apr	1	East Carolina*	W	8-5
	2	East Carolina*	L	5-10
	3	East Carolina*	W	4-0
	5	@ UT-Arlington	W	11-2
	8	USF*	W	9-4
	9	USF*	W	7-3
	10	USF*	W	9-2
	12	@ Oklahoma	L	10-20
	15	@ Memphis*	W	10-2
	16	@ Memphis*	W	9-1
	17	@ Memphis* (10)	L	5-6
	19	#8 Baylor (11)	W	2-1
	23	@ Charlotte	L	14-15
	23	@ Charlotte	W	27-7
	24	@ Charlotte	W	8-3
	26	UT-Pan Am	W	9-2
	27	UT-Pan Am	W	8-0
	29	Houston*	W	7-2
	30	Houston*	W	9-6
May	1	Houston*	L	1-6
	3	UT-Arlington	W	12-3
	6	@ Cincinnati*	W	11-0
	7	@ Cincinnati*	L	3-4
	8	@ Cincinnati*	W	15-13
	13	Louisville*	W	4-1
	14	Louisville*	L	2-5
	15	Louisville* (8)	W	11-0
	20	@ #1 Tulane	L	2-5
	20	@ #1 Tulane	W	6-0
	21	@ #1 Tulane	L	1-5
	25	vs. Louisville^	W	4-2
	26	@ Southern Miss^	W	8-0
	28	@ Southern Miss^	W	13-7
June	4	vs. Stanford!	W	5-1
	5	@ #8 Baylor!	L	3-8
	5	vs. Stanford!	L	4-12

^ - C-USA Tourney, Hattiesburg, Miss.
 ! - NCAA Waco Regional, Waco, Texas

2006	39-23 (MWC 17-5, 1st)	Jim Schlossnagle		
MWC CHAMPS				
MWC TOURNAMENT CHAMPS				
NCAA NORMAN REGIONAL				
Feb	10	vs. #12 Tulane^ (10)	W	5-3
	11	vs. Houston^	W	6-4
	12	vs. #2 Rice^	L	6-12
	14	Texas State	L	1-5
	17	vs. #17 Arkansas!	L	2-5
	18	@ UT-Pan Am!	W	9-4
	19	vs. Stephen F. Austin!	W	13-0
	25	Wright State	L	4-6
	25	Wright State	W	8-4
	26	Wright State	W	4-2
	28	Dallas Baptist	L	8-11
Mar	3	Florida Atlantic	W	5-1
	4	Florida Atlantic	W	10-5
	5	Florida Atlantic	L	3-4
	7	#23 Oklahoma	L	5-10
	10	vs. #1 Rice%	L	1-8
	11	vs. TAMU-CC%	W	6-1
	12	vs. #13 Arizona St.%	L	1-3
	14	@ Texas State	W	3-1
	18	@ UC Santa Barbara	L	3-13
	19	@ UC Santa Barbara	L	4-5
	19	@ UC Santa Barbara	W	8-5
	21	@ #21 Baylor	L	4-10
	24	UCF	W	2-1
	25	UCF	L	1-5
	26	UCF (10)	L	3-5
	30	vs. BYU*\$	W	9-4
	31	vs. UNLV*\$	W	5-2
Apr	1	vs. San Diego St.*\$	L	7-9
	2	vs. Air Force*\$	W	12-6
	4	Baylor	W	18-8
	7	Air Force*	W	16-1
	8	Air Force*	W	13-2
	9	Air Force*	W	5-4
	11	@ #16 Oklahoma	L	11-12
	14	UNLV*	W	7-7
	15	UNLV*	W	9-3
	16	UNLV*	W	3-2
	20	@ BYU*	W	6-4
	21	@ BYU*	W	14-5
	22	@ BYU*	L	4-6
	25	@ UT-Arlington	W	16-6
	28	@ San Diego State*	L	0-6
	29	@ San Diego State*(10)	W	7-5
	30	@ San Diego State*	L	2-5
May	2	Dallas Baptist	L	0-3
	5	Utah*	W	2-0
	6	@ Utah* (10)	W	18-3
	7	Utah*	L	3-6
	12	UT-Pan Am	W	4-0
	13	UT-Pan Am	W	6-3
	14	UT-Pan Am	W	5-4
	16	UT-Arlington	W	8-5
	18	@ New Mexico*	W	15-2
	19	@ New Mexico*	W	13-6
	20	@ New Mexico*	W	8-6
	24	vs. New Mexico@	W	18-6
	25	vs. BYU@	W	13-6
	27	vs. BYU@	W	9-6
June	2	@ #13 Oklahoma#	W	6-5
	3	vs. Wichita State#	L	8-18
	4	vs. #13 Oklahoma#	L	6-15

^ - Houston College Classic
 ! - UT-Pan Am Tourney - Edinburg, TX
 % - Whataburger Classic - Corpus Christi
 \$ - MWC Preseason Tourney, San Diego
 @ - MWC Postseason Tourney, Las Vegas
 # - NCAA Norman Regional, Okla.

2007	48-14 (MWC 20-3, 1st)	Jim Schlossnagle		
MWC CHAMPS				
MWC TOURNAMENT CHAMPS				
NCAA HOUSTON REGIONAL				
Feb	9	@ UCF	W	10-1
	10	@ UCF	W	12-1
	11	@ UCF	L	6-8
	13	Dallas Baptist (12)	W	6-5
	16	#27 Oral Roberts	W	2-1
	17	#27 Oral Roberts	W	10-8
	18	#27 Oral Roberts	W	8-4
	23	@ #30 Coastal Caro.!	L	6-11
	24	vs. UNC Wilmington!	L	5-10
	25	vs. Notre Dame!	L	1-4
	25	vs. #26 N.C. State!	W	5-3
Mar	2	Vermont	W	12-1
	3	Vermont	W	4-1
	4	Vermont	W	10-2
	9	vs. #8 Rice^	L	6-20
	10	vs. TAMU-CC^	W	3-0
	11	vs. Texas Tech^	L	1-4
	14	UT-Arlington	W	10-6
	16	Air Force*	W	6-0
	17	Air Force*	W	10-2
	18	Air Force*	W	7-2
	20	@ UT-Arlington	W	10-6
	22	@ BYU*	W	6-5
	23	@ BYU*	L	11-12
	24	@ BYU*	W	12-3
	27	@ #14 Texas A&M	L	2-13
	31	UC Santa Barbara	W	12-3
Apr	1	UC Santa Barbara	W	8-3
	3	@ Oklahoma	L	5-13
	5	@ Air Force*	W	9-2
	6	@ Air Force*	W	15-5
	10	@ Baylor	W	6-3
	13	@ UNLV*	W	13-5
	14	@ UNLV*	W	16-12
	15	@ UNLV*	W	7-3
	17	Oklahoma	W	11-4
	19	BYU*	L	0-5
	19			

YEAR-BY-YEAR RESULTS

2009		40-18 (MWC 15-5, 1st) Jim Schlossnagle	
MWC CHAMPS			
FORT WORTH REGIONAL CHAMPS			
AUSTIN SUPER REGIONAL			
Feb 20	@ #5 Cal St. Fullerton	L	6-7
21	@ #5 Cal St. Fullerton	W	8-6
22	@ #5 Cal St. Fullerton	W	11-6
24	Dallas Baptist	W	6-0
25	Texas State	W	8-2
28	@ #13 Ole Miss	W	19-13
Mar 3	@ UT Arlington	W	11-3
4	#6 Baylor	L	1-2
6	Wichita State	W	6-5
7	Wichita State	W	9-4
8	Wichita State	W	12-3
10	@ Texas State	W	9-5
14	Minnesota	L	4-6
15	Minnesota	L	2-7
16	#25 Minnesota	W	4-1
17	#13 Oklahoma	L	7-8
20	@ Utah*	W	8-7
21	@ Utah*	W	6-1
22	@ Utah* (10)	L	8-9
24	Stephen F. Austin	W	10-2
26	@ #8 Baylor	L	4-15
27	San Diego State*	L	5-11
28	San Diego State*	W	8-5
29	San Diego State*	L	1-2
Apr 1	UT Arlington	W	2-1
3	#18 New Mexico*	W	7-3
4	#18 New Mexico*	W	4-2
5	#18 New Mexico*	W	19-3
7	@ #9 Texas	L	0-6
9	@ UT Pan American	W	9-1
10	@ UT Pan American	W	3-0
11	@ UT Pan American	W	18-0
13	Texas Tech	W	12-5
14	@ #9 Oklahoma	L	5-7
21	TAMU-CC	W	6-2
22	TAMU-CC	W	10-7
24	@ #19 San Diego St.*	L	3-4
25	@ #19 San Diego St.*	W	8-7
26	@ #19 San Diego St.*	W	6-5
28	@ #15 Texas A&M (10)	L	3-4
30	BYU*	W	8-5
May 1	BYU* (10)	W	5-3
8	Utah*	W	10-5
9	Utah*	L	11-15
10	Utah*	W	4-3
11	@ Dallas Baptist	W	5-3
14	@ UNLV*	W	10-4
15	@ UNLV*	W	14-10
16	@ UNLV*	W	10-3
20	Utah^	L	7-9
21	BYU^	W	9-2
22	Utah^	L	4-6
29	Wright State&	W	6-3
30	Oregon State&	W	13-1
31	Oregon State&	W	5-4
Jun 6	@ #4 Texas!	L	4-10
7	@ #4 Texas!	W	3-2
8	@ #4 Texas!	L	2-5

^ - MWC Postseason Tourney, Fort Worth & - NCAA Fort Worth Regional
! - NCAA Austin Super Regional

2010		54-14 (MWC 19-5, 1st) Jim Schlossnagle	
MWC CHAMPS			
FORT WORTH REGIONAL CHAMPS			
AUSTIN SUPER REGIONAL			
COLLEGE WORLD SERIES			
Feb 19	Sam Houston State	W	4-0
20	Sam Houston State	W	12-7
21	Sam Houston State	W	15-2
26	@ #6 CS Fullerton	W	5-2
28	@ #6 CS Fullerton	L	4-6
28	@ #6 CS Fullerton	W	8-1
Mar 2	UT San Antonio	W	17-12
5	vs. Texas Tech!	W	11-2
6	vs. Missouri! (10)	W	4-0
7	vs. #9 Rice!	L	4-5
9	@ UT Arlington	W	15-2
12	Texas Tech	W	8-7
13	Texas Tech	W	9-1
14	Texas Tech	W	8-5
16	@ Oral Roberts	W	6-4
18	BYU*	W	13-6
19	BYU*	W	11-3
19	BYU*	L	4-5
22	@ Dallas Baptist	L	7-8
23	Texas State	W	4-0
26	@ Air Force*	L	11-14
28	@ Air Force*	W	20-6
30	@ Air Force* (12)	W	19-17
Mar 28	UT Arlington	W	10-3
Apr 1	San Diego State*	W	4-1
2	San Diego State*	W	11-5
3	San Diego State*	L	1-3
6	#12 Oklahoma	L	2-4
9	@ Houston	W	15-1
10	@ Houston	W	6-1
11	@ Houston	W	12-2
13	Texas A&M	W	6-1
15	@ BYU*	W	14-8
16	@ BYU*	W	12-1
17	@ BYU* (11)	W	6-5
20	@ #18 Oklahoma	L	3-8
23	UNLV*	W	15-5
24	UNLV*	W	9-8
25	UNLV*	W	7-1
27	Baylor (10)	W	5-4
28	@ Baylor (8)	L	4-14
30	@ Utah*	W	11-6
May 1	@ Utah*	W	11-4
2	@ Utah*	W	8-2
7	@ New Mexico*	W	3-2
8	@ New Mexico*	L	2-3
9	@ New Mexico*	W	26-4
12	@ #29 Texas State	W	10-5
14	Air Force*	W	8-2
15	Air Force*	L	2-4
16	Air Force*	W	5-3
20	Cal State Bakersfield	W	13-1
21	Cal State Bakersfield	W	12-0
22	Cal State Bakersfield	W	7-0
26	vs. Utah^	W	13-2
27	vs. UNLV^	W	5-2
28	vs. New Mexico^	W	2-0
June 4	Lamar#	W	16-3
5	Arizona#	W	11-5
6	Baylor#	W	9-0
11	@ #2 Texas%	W	3-1
12	@ #2 Texas%	L	1-14
13	@ #2 Texas%	W	4-1
19	vs. #7 Florida State\$	W	8-1
21	vs. #2 UCLAS	L	3-6
23	vs. #7 Florida State\$	W	11-7
25	vs. #2 UCLAS	W	6-2
26	vs. #2 UCLAS	L	3-10

! - Houston College Classic
^ - MWC Postseason Tourney, San Diego
- NCAA Fort Worth Regional
% - NCAA Austin Super Regional
\$ - College World Series

2011		43-19 (MWC 20-3, 1st) Jim Schlossnagle	
MWC CHAMPS			
NCAA FORT WORTH REGIONAL			
Feb 18	Kansas	W	8-2
19	Kansas	W	7-1
20	Kansas (14)	L	3-4
22	@ #16 Baylor	W	2-0
25	#12 CS Fullerton	W	4-1
26	#12 CS Fullerton	L	4-8
27	#12 CS Fullerton	L	1-2
Mar 1	Dallas Baptist	L	3-4
4	@ Texas Tech	W	7-0
5	@ Texas Tech	W	8-6
6	@ Texas Tech	W	8-1
8	UT Arlington	W	7-3
11	Houston Baptist	W	7-1
12	Houston Baptist	L	4-7
13	Houston Baptist	W	6-1
15	@ UT Arlington	L	2-3
18	@ UNLV*	L	4-5
19	@ UNLV*	W	12-2
20	@ UNLV*	W	8-4
22	Texas State	W	3-1
25	Houston	L	6-7
26	Houston	W	16-10
27	Houston	W	9-1
30	Stephen F. Austin	L	3-4
Apr 1	Air Force*	W	10-2
2	Air Force*	W	3-2
3	Air Force*	W	10-5
5	UT Pan American	W	2-0
6	UT Pan American	W	5-1
8	New Mexico*	L	5-10
9	New Mexico*	W	11-4
10	New Mexico*	W	6-2
12	@ #8 Oklahoma	L	6-13
15	@ San Diego State*	W	11-4
16	@ San Diego State*	W	8-2
17	@ San Diego St.* (10)	W	7-4
19	@ #6 Texas A&M	W	4-2
21	UNLV*	W	4-1
22	UNLV*	W	9-3
23	UNLV*	W	2-1
25	@ Dallas Baptist	L	7-9
26	#8 Oklahoma	L	4-7
28	@ BYU*	W	12-6
29	@ BYU*	W	6-4
May 6	@ #16 Oklahoma St.	L	2-6
7	@ #16 Oklahoma St.	W	10-3
8	@ #16 Okla. St. (10)	W	8-7
10	Baylor	W	7-6
13	Utah* (11)	L	6-7
14	Utah*	W	8-5
15	Utah*	W	2-1
17	Oral Roberts	W	6-4
19	@ New Mexico*	W	9-0
20	@ New Mexico*	W	25-16
21	@ New Mexico*	W	12-8
25	vs. New Mexico\$	L	3-4
26	vs. BYUS	W	12-5
27	vs. Utah\$	W	14-1
27	vs. New Mexico\$	L	2-4
June 3	Oral Roberts^	W	10-2
4	Dallas Baptist^	L	2-3
5	Oral Roberts^	L	4-8

\$ - MWC Postseason Tourney, San Diego
^ - NCAA Fort Worth Regional

2012		40-22 (MWC 18-6, T-1st) Jim Schlossnagle	
MWC CO-CHAMPS			
COLLEGE STATION REGIONAL CHAMPS			
LOS ANGELES SUPER REGIONAL			
Feb 17	#22 Ole Miss	L	4-7
19	#22 Ole Miss	W	5-3
21	@ #25 Baylor	L	1-7
24	@ #19 CS Fullerton	W	3-2
25	@ #19 CS Fullerton	L	2-4
26	@ #19 CS Fullerton	L	10-11
28	Texas State	L	0-1
Mar 2	Oklahoma State	L	3-4
3	Oklahoma State	W	2-0
4	Oklahoma State (10)	W	6-5
6	Baylor	W	9-4
11	Texas Tech	W	2-1
12	Texas Tech	W	7-4
13	@ UTSA (12)	W	7-3
16	@ UNLV*	W	5-2
17	@ UNLV*	W	10-2
18	@ UNLV*	W	15-6
20	@ #23 Texas State	L	4-8
23	@ New Mexico*	L	8-9
24	@ New Mexico*	W	5-4
25	@ New Mexico*	L	7-12
27	@ UT Arlington (10)	L	3-4
30	UNLV*	W	4-2
31	UNLV*	W	2-1
Apr 1	UNLV*	L	0-11
3	Dallas Baptist	L	3-4
5	UNC Wilmington	L	5-7
6	UNC Wilmington	W	4-0
7	UNC Wilmington	W	5-2
11	UT Arlington	W	5-1
13	Air Force*	W	5-0
14	Air Force*	W	6-1
15	Air Force*	W	6-2
17	Louisiana-Monroe	W	9-2
20	@ San Diego State*	W	6-1
21	@ San Diego State*	W	5-1
22	@ San Diego State*	L	3-5
24	#9 Texas A&M	L	1-4
27	Manhattan	W	2-1
28	Manhattan	W	12-5
29	Manhattan	W	11-0
May 1	Oklahoma	W	4-3
4	New Mexico*	W	5-3
5	New Mexico*	L	5-6
6	New Mexico*	W	2-1
11	@ Air Force*	W	10-0
12	@ Air Force*	W	17-2
13	@ Air Force*	W	6-1
15	@ #24 Oklahoma	W	1-0
18	San Diego State*	L	0-3
19	San Diego State*	W	4-0
20	San Diego State*	W	10-2
24	vs. San Diego State\$	W	16-15
25	vs. New Mexico\$	L	2-5
26	vs. San Diego State\$	L	11-12
June 1	vs. Ole Miss^	L	2-6
2	vs. Dayton^	W	28-12
3	@ #8 Texas A&M^	W	10-2
3	vs. Ole Miss^	W	5-2
4	vs. Ole Miss^	W	7-4
8	@ #4 UCLA%	L	2-6
9	@ #4 UCLA%	L	1-4

\$ - MWC Postseason Tourney, Las Vegas
^ - NCAA College Station Regional
% - NCAA Los Angeles Super Regional

2013		29-28 (Big 12 19-11, 3rd) Jim Schlossnagle	
Feb 15	@ #13 Ole Miss	L	0-1
16	@ #13 Ole Miss	L	2-5
17	@ #13 Ole Miss	L	2-5
22	#19 Cal State Fullerton	L	2-7
23	#19 Cal State Fullerton	L	2-6
24	#19 Cal State Fullerton	L	0-7
26	@ Dallas Baptist	W	6-1
Mar 1	@ Jacksonville	L	3-5
2	@ Jacksonville	W	10-0
3	@ Jacksonville	W	13-0
5	Arkansas-Pine Bluff	L	4-6
8	Pacific	W	2-1
9	Pacific	L	3-5
10	Pacific (10)	W	3-2
12	Northwestern State	W	9-2
13	Northwestern State	W	13-6
15	Kansas*	W	8-1
16	Kansas*	L	4-8
17	Kansas* (12)	L	0-2
19	vs. UT Arlington!	W	5-4
22	@ #16 Oklahoma* (12)	L	2-3
23	@ #16 Oklahoma*	L	1-3
24	@ #16 Oklahoma* (10)	L	3-4
26	Dallas Baptist	L	4-5
29	@ Texas Tech*	W	4-1
30	@ Texas Tech*	W	7-3
31	@ Texas Tech*	L	7-8
Apr 2	UT Pan American	W	9-5
3	UT Pan American	W	10-0

YEAR-BY-YEAR RESULTS

2014 48-18 (Big 12 17-7, 2nd)
Jim Schlossnagle

BIG 12 TOURNEY CHAMPS
FORT WORTH REGIONAL
FORT WORTH SUPER REGIONAL
COLLEGE WORLD SERIES

Feb 14	Jacksonville	W	5-0
15	Jacksonville	W	5-1
16	Jacksonville	L	0-2
18	Northern Colorado	W	10-3
21	vs. BYU!	W	10-0
22	@ TAMU-CCI	W	7-4
23	vs. UTSA!	W	5-1
25	UT Arlington	L	2-10
28	vs. Sam Houston St.*	L	4-9
Mar 1	vs. #10 Rice^	L	0-1
2	vs. Houston^	W	2-1
4	Dallas Baptist (15)	W	5-4
7	Michigan State	L	1-2
8	Michigan State	L	1-4
9	Michigan State	W	6-2
11	@ #15 Rice	L	0-5
14	Dartmouth	W	4-1
15	Dartmouth	W	5-1
16	Dartmouth	W	8-0
18	@ #30 Oklahoma	L	5-9
21	#25 Texas Tech*	W	9-0
22	#25 Texas Tech*	L	2-10
23	#25 Texas Tech*	L	2-12
25	UT Pan American	W	11-0
28	@ #24 Oklahoma St.*	W	3-1
29	@ #24 Oklahoma St.*	L	1-2
30	@ #24 Oklahoma St.*	L	4-9
Apr 1	@ UT Arlington	W	12-6
4	West Virginia*	W	4-3
5	West Virginia*	W	8-0
5	West Virginia*	W	3-1
8	@ Dallas Baptist	W	7-1
11	@ Kansas*	W	5-2
12	@ Kansas*	W	3-1
12	@ Kansas*	L	1-5
15	Houston Baptist	W	13-0
17	@ #4 Texas*	W	3-0
18	@ #4 Texas*	W	2-0
19	@ #4 Texas*	W	3-1
21	vs. #21 Texas Tech%	W	4-0
25	Cal State Northridge	W	6-2
26	Cal State Northridge	W	1-0
27	Cal State Northridge	W	3-0
29	@ Stephen F. Austin	W	14-4
May 2	Kansas State*	W	5-0
3	Kansas State*	W	3-1
4	Kansas State*	W	21-7
9	Oklahoma*	W	10-2
10	Oklahoma* (11)	L	5-7
11	Oklahoma*	W	9-1
15	@ Baylor*	L	3-6
16	@ Baylor*	W	5-0
17	@ Baylor*	W	7-1
21	vs. Baylor&	W	8-5
22	vs. West Virginia&	W	6-2
24	vs. Baylor&	W	4-1
25	vs. #7 Oklahoma St.&	W	7-1
30	Siena\$ (11)	W	2-1
31	#25 Sam Houston St. (22)W	W	3-2
June 1	#25 Sam Houston St.	W	6-1
7	#11 Pepperdine@	W	3-2
8	#11 Pepperdine@	L	2-3
9	#11 Pepperdine@	W	6-5
15	vs. Texas Tech#	W	3-2
17	vs. Virginia#	L	2-3
19	vs. Ole Miss#	L	4-6

! - Kleberg Bank Classic (Corpus Christi)
^ - Houston College Classic
% - Played in Abilene, Texas
& - Big 12 Tournament (Oklahoma City)
\$ - NCAA Fort Worth Regional
S - NCAA Fort Worth Regional
@ - NCAA Fort Worth Super Regional
- College World Series

2015 51-15 (Big 12 18-5, 1st)
Jim Schlossnagle

BIG 12 CHAMPS
FORT WORTH REGIONAL
FORT WORTH SUPER REGIONAL
COLLEGE WORLD SERIES

Feb 13	Southern Illinois	W	5-0
14	Southern Illinois	W	16-4
15	Southern Illinois	W	11-0
17	UT Arlington	W	4-1
20	@ #9 Arizona State	W	3-0
21	@ #9 Arizona State	L	6-7
22	@ #9 Arizona State	W	3-2
25	Texas Southern	W	1-0
Mar 3	#10 Rice	W	3-1
6	@ #25 USC! (12)	L	6-7
7	@ #4 UCLA!	W	3-1
8	vs. #1 Vanderbilt!^	W	4-2
10	@ Loyola Marymount	W	6-2
13	Baylor*	W	3-1
14	Baylor*	W	3-2
15	Baylor*	W	10-1
17	UT Pan American	W	5-0
18	UT Pan American	W	11-5
20	#19 Oklahoma St.* (12)	L	6-7
22	#19 Oklahoma State*	W	7-4
22	#19 Oklahoma State*	L	2-7
24	Oklahoma (10)	W	4-3
27	Wichita State	W	14-1
28	Wichita State	W	8-4
29	Wichita State	W	11-2
31	@ UT Arlington	L	1-8
Apr 2	@ #19 Texas Tech*	W	8-0
3	@ #19 Texas Tech*	L	1-5
4	@ #19 Texas Tech*	W	4-1
6	@ Abilene Christian	W	4-3
7	#16 Dallas Baptist	W	6-2
10	@ Kansas State*	L	4-14
11	@ Kansas State*	W	9-0
12	@ Kansas State*	L	2-6
14	@ UT Arlington	W	7-1
18	Santa Clara	W	1-0
18	Santa Clara	W	6-1
19	Santa Clara	W	9-2
21	Incarnate Word	W	6-1
25	Texas*	W	6-5
25	Texas*	W	11-6
26	Texas*	W	7-1
29	@ #15 Dallas Baptist	L	4-6
1	@ West Virginia*	W	9-4
2	@ West Virginia*	W	6-2
3	@ West Virginia*	W	5-0
8	Kansas*	W	4-2
9	Kansas* (10)	W	2-1
12	Abilene Christian	W	8-2
14	@ Oklahoma*	W	5-4
15	@ Oklahoma*	W	11-9
16	@ Oklahoma*	W	4-2
20	vs. Baylor&	L	5-6
21	vs. Texas Tech&	L	1-8
29	Sacred Heart\$	W	10-0
30	#24 NC State\$	L	4-5
31	Stony Brook\$	W	8-3
31	#24 NC State\$	W	8-2
June 1	#24 NC State\$ (10)	W	9-8
6	#6 Texas A&M@	W	13-4
7	#6 Texas A&M@ (10)	L	1-2
8	#6 Texas A&M@ (16)	W	5-4
14	vs. #1 LSU#	W	10-3
16	vs. #5 Vanderbilt#	L	0-1
18	vs. # LSU#	W	8-4
19	vs. #5 Vanderbilt#	L	1-7

! - Dodgertown Classic (Los Angeles, Calif.)
^ - Played at Dodgers Stadium
& - Big 12 Tournament (Tulsa, Okla.)
\$ - NCAA Fort Worth Regional
@ - NCAA Fort Worth Super Regional
- College World Series

2016 49-19 (Big 12 15-9, 3rd)
Jim Schlossnagle

BIG 12 TOURNEY CHAMPS
FORT WORTH REGIONAL
COLLEGE STATION SUPER REGIONAL
COLLEGE WORLD SERIES

Feb 19	Loyola Marymount	L	3-5
20	Loyola Marymount	W	1-0
21	Loyola Marymount	W	5-0
24	Ark.-Pine Bluff	W	17-3
26	#6 La.-Lafayette!	W	7-1
27	#25 Rice!	W	10-0
28	#9 Houston!	W	10-1
Mar 1	UT Rio Grande Valley	W	13-0
4	Gonzaga	L	3-4
5	Gonzaga	W	10-2
6	Gonzaga	W	16-1
8	UT Arlington	W	5-1
11	USC	W	8-3
12	USC (10)	W	12-11
13	USC	L	6-16
15	@ Rice	W	6-4
18	West Virginia*	W	10-6
19	West Virginia*	W	7-1
20	West Virginia*	W	14-2
22	Abilene Christian	W	6-4
24	@ Texas*	L	3-4
25	@ Texas*	L	0-2
26	@ Texas*	W	9-5
29	@ UT Arlington	W	17-4
Apr 1	@ Wichita State	W	3-0
2	@ Wichita State	W	17-6
3	@ Wichita State	W	12-5
6	UT Arlington	L	3-4
8	@ Kansas*	L	3-4
9	@ Kansas*	W	8-0
10	@ Kansas*	W	14-6
12	Dallas Baptist	L	1-9
15	Oklahoma*	W	11-3
16	Oklahoma*	W	12-2
17	Oklahoma*	W	2-0
22	@ #25 Oklahoma St.*	L	0-9
23	@ #25 Oklahoma St.*	W	11-6
24	@ #25 Oklahoma St.*	L	7-11
26	@ #17 Dallas Baptist	W	2-0
29	#10 Texas Tech*	L	3-7
30	#10 Texas Tech*	W	13-6
May 1	#10 Texas Tech*	L	1-3
7	@ Penn State	W	6-2
7	@ Penn State	W	5-4
8	@ Penn State	W	9-5
13	@ Baylor*	L	3-4
14	@ Baylor*	L	5-8
15	@ Baylor*	W	7-3
17	Stephen F. Austin	W	3-2
19	Kansas State*	W	3-2
20	Kansas State*	W	2-1
21	Kansas State*	W	9-3
25	vs. Baylor&	W	12-5
26	vs. Oklahoma State&	W	13-5
28	vs. Texas&	L	1-2
28	vs. Texas&	W	8-2
29	vs. West Virginia& (10)W	W	11-10
June 3	Oral Roberts\$	W	7-0
4	Gonzaga\$	W	4-3
5	Arizona State\$	W	8-1
10	@ #4 Texas A&M@	W	8-2
11	@ #4 Texas A&M@	L	1-7
12	@ #4 Texas A&M@	W	4-1
19	vs. #4 Texas Tech#	W	5-3
21	vs. #7 Coastal Caro.#	W	6-1
24	vs. #7 Coastal Caro.#	L	1-4
25	vs. #7 Coastal Caro.#	L	5-7

! - Houston College Classic
& - Big 12 Tournament (Oklahoma City)
\$ - NCAA Fort Worth Regional
@ - NCAA College Station Super Regional
- College World Series

ALL-TIME SERIES RECORDS

Opponent	W-L-T
Abilene Christian	20-0-0
Add-Ran Jarvis.....	4-0-0
Air Force Academy.....	31-3-0
Alabama.....	2-0-0
Ardmore (Texas League).....	1-1-0
Arizona.....	2-7-0
Arizona State	3-5-0
Arkansas.....	23-44-0
Arkansas-Pine Bluff.....	1-1-0
Austin College.....	24-4-0
Baylor	154-163-4
Bradley.....	2-0-0
Bryant TRG School.....	0-1-0
Buena Vista.....	2-0-0
BYU.....	30-6-0
Cal Poly Pomona.....	1-1-0
Cal State Bakersfield.....	3-0-0
Cal State Fullerton.....	7-15-0
Cal State Northridge.....	3-0-0
Cameron.....	1-0-0
Centenary.....	9-0-0
Central Michigan.....	2-6-0
Charlotte.....	10-3-0
Chicago White Sox (AL).....	0-1-0
Cincinnati.....	8-1-0
Cisco (Texas League).....	2-0-0
Coastal Carolina.....	1-3-0
Coker College.....	0-1-0
Colorado State.....	1-2-0
College of the Southwest.....	9-2-0
Cornell.....	1-0-0
Corsicana (Texas League).....	1-0-0
Creighton.....	4-0-0
Dallas (Texas League).....	1-0-0
Dallas (University).....	18-2-0
Dallas Baptist	43-25-0
Daniel Baker.....	5-0-0
Dartmouth.....	3-0-0
Dayton.....	1-0-0
East Carolina.....	10-4-0
Elmhurst.....	2-0-0
Emporia State.....	8-7-0
Evansville.....	0-1-0
Florida Atlantic.....	4-2-0
Florida State.....	2-0-0
Fort Worth (Texas League).....	3-1-0
Fort Worth High.....	3-0-0
Fort Worth University.....	2-0-0
Fresno State.....	8-12-0
Furman.....	1-0-0
Georgia Tech.....	1-1-0
Gonzaga.....	3-1-0
Grand Canyon.....	3-0-0
Hardin-Simmons.....	22-4-1
Hawai'i.....	14-6-0
Hawai'i-Hilo.....	13-4-0
Hawai'i-Pacific.....	1-0-0
Hill Business College.....	1-0-1
Houston.....	46-53-2
Houston Baptist.....	3-1-0
Howard Payne.....	3-0-0
Illinois.....	3-0-0
Illinois State.....	0-1-0
Incarnate Word.....	2-0-0
Indiana.....	3-0-0
Indianapolis.....	0-1-0
Iowa State.....	7-3-0
Jacksonville.....	4-2-0
Kansas	11-7-0
Kansas State	14-7-0
Kent State.....	9-1-0

Opponent	W-L-T
Lamar.....	9-10-0
Long Beach State	0-3-0
Louisiana Lafayette (Southwestern Louisiana).....	2-3-0
Louisiana-Monroe.....	1-0-0
Louisiana Tech.....	9-7-0
Louisville.....	11-5-0
Loyola (New Orleans).....	3-1-0
Loyola Marymount.....	3-1-0
LSU	3-6-0
Lubbock Christian.....	3-2-0
Maine.....	2-0-0
Manhattan.....	6-0-0
Mary Hardin Baylor.....	7-1-0
Marshall.....	2-0-0
McMurry.....	2-0-0
Memphis.....	7-3-0
Meridian.....	2-0-0
Mexico.....	1-0-0
Miami (Ohio).....	3-1-0
Michigan State.....	1-2-0
Midwestern.....	3-2-0
Minnesota.....	4-2-0
Mississippi	8-9-0
Missouri.....	7-4-0
Missouri Southern.....	0-1-0
Nebraska.....	4-0-0
Nebraska-Kearney.....	12-0-1
New Mexico.....	40-19-0
New Mexico State.....	6-0-0
New Orleans.....	1-2-0
New York Giants.....	1-1-0
Nevada.....	3-3-0
Nicholls State.....	0-1-0
North Carolina State.....	3-1-0
North Dakota State.....	5-0-0
North Texas.....	15-1-0
Northern Colorado.....	1-0-0
Northeast Louisiana.....	8-1-0
Northwestern.....	1-1-0
Northwestern State (La.).....	3-3-0
Northwest Missouri State.....	4-1-0
Northwood.....	2-3-0
Notre Dame.....	2-1-0
Ohio State.....	1-4-0
Oklahoma	36-67-0
Oklahoma Baptist.....	2-0-0
Oklahoma City.....	4-0-0
Oklahoma State (A&M)	21-19-0
Oral Roberts.....	18-26-0
Oregon State.....	3-1-0
Quachita Baptist.....	1-1-0
Pacific.....	2-1-0
Penn State	3-0-0
Pepperdine.....	2-2-0
Polytechnic.....	9-5-0
Prairie View A&M.....	9-0-0
Purdue.....	0-1-0
Rice.....	118-123-1
Rockford.....	2-0-0
Saint Louis.....	11-1-0
Sam Houston State.....	40-30-0
Sacred Heart.....	1-0-0
San Diego State.....	24-13-0
San Francisco.....	1-2-0
San Jose State.....	9-10-0
Santa Clara.....	3-0-0
Siena.....	1-0-0
Simmons.....	11-1-0
SMU.....	101-69-1
South Dakota.....	2-0-0
Southeastern Louisiana.....	4-2-0

Opponent	W-L-T
Southeastern Oklahoma.....	2-2-0
Southern California.....	4-4-0
Southern Illinois.....	3-0-0
Southern Miss.....	6-12-0
Southwest Missouri State.....	0-2-0
Southwestern.....	45-11-0
St. Edward's.....	5-3-0
St. Francis (Ill.).....	3-1-0
St. Mary's.....	4-0-0
St. Olaf.....	1-0-0
St. John's.....	2-0-0
St. Thomas.....	5-1-0
Stanford.....	1-1-0
Stephen F. Austin	11-4-0
Stony Brook.....	1-0-0
Sul Ross.....	4-2-0
Tarleton State.....	19-3-0
Temple.....	2-1-0
Texas	68-223-2
Texas A&M	92-162-4
Texas A&M-Corpus Christi.....	7-0-0
Texas Arlington	95-58-0
Texas El Paso.....	1-0-0
Texas Lutheran.....	5-3-0
Texas San Antonio.....	9-2-0
Texas Southern.....	6-0-0
Texas State (SW Texas State).....	25-14-0
Texas Tech	88-75-1
Texas Wesleyan.....	33-27-0
Toby's Business College.....	4-1-0
Trinity.....	34-16-0
Tulane.....	6-7-0
Tulsa.....	2-0-0
UAB.....	7-2-0
UCF.....	3-3-0
UCLA.....	2-4-0
UC Santa Barbara.....	4-2-0
UNC Wilmington.....	2-2-0
Union College.....	1-0-0
UNLV.....	37-14-0
USF.....	9-5-0
UT Rio Grande Valley (UT Pan American)	47-13-1
Utah.....	29-7-0
Vanderbilt.....	1-2-0
Virginia.....	0-1-0
Vermont.....	3-0-0
Waco (Texas League).....	3-11-0
Washington State.....	1-2-0
West Virginia	13-2-0
Western Kentucky.....	1-0-0
Wichita State.....	10-8-0
Wisconsin-Eau Claire.....	2-0-0
Wright State.....	3-1-0
Youngstown State.....	1-0-0

POSTSEASON CONFERENCE HONORS

SWC ALL-CONFERENCE HONORS

1923	Fred Scott, P
1924	Fred Lovvorn, UT; Lawrence Tankersly, C
1925	Harold Cason, P; Raymond (Bear) Wolf, 1B
1926	Raymond (Bear) Wolf, 1B
1927	Harold Cason, P
1931	John Hirstine, 1B; Percy Williams, C
1932	Herbert Dennis, C; J.W. Hinton, OF
1933	Pat Donovan, OF; Slim Kinzy, P
1934	Pat Donovan, OF; Slim Kinzy, P
1935	Sammy Baugh, 2B; Dan Harston, OF; Jimmy Jacks, 1B
1936	Sammy Baugh, 3B
1937	L.D. Meyer, 2B
1945	James Conrad, P; Harry Mullins, C
1948	Jim Busby, OF
1949	Jim Nolan, 3B
1950	Norris Graves, P; Bill Looney, C
1951	Norris Graves, P; Bill Looney, C
1952	Norris Graves, P
1954	Tommy Hill, P; Les Mattinson, OF
1955	Les Mattinson, OF
1956	Bob McDaniel, P; Al Paschal, SS Charles Quick, 2B; Carl Warwick, OF; Bob White, OF
1957	Charles Quick, 2B; Carl Warwick, OF
1958	George Banda, UT; Hunter Enis, 1B
1959	Charles Franklin, 2B; Marshall Harris, OF
1960	Doug Moore, C
1961	Cliff Justice, OF
1962	Bob Bigley, OF
1963	Bob Bigley, OF; Lance Brown, P; Bill McAdams, 2B; Jay Walrath, OF
1964	Jay Walrath, OF
1965	Ronnie McClain, UT
1966	Parke Davidson, SS; Jimmy Duffy, 2B Tommy Gramly, P; Richard Hooper, UT; Mickey Yates, OF
1967	Parke Davidson, SS; Mickey McCarty, P; Abby Stratton, UT; Mickey Yates, OF
1968	Bill Ferguson, C; Chuck Machemehl, P Mickey McCarty, P; Jeff Newman, 2B; Dick Turner, UT
1969	Bill Ferguson, C; Dick Gage, OF Jeff Newman 3B; Larry Peel, 1B; Roger Williams, OF
1970	Glenn Monroe, SS
1971	Glenn Monroe, SS
1972	Don Bodenhammer, 3B; Frank Johnstone, P; Jim Torres, C
1973	Don Bodenhammer, 3B; Tom Butler, SS; Phil Turner, 2B
1974	Tommy Crain, 1B; Phil Turner, 2B
1976	Gene Burton, DH; Danny Twardowski, 2B
1977	Danny Rossellini, C
1978	Steve Houk, OF
1980	Randy Rodriguez, P
1981	Trey Brooks, 2B
1984	Mike Ramsey, DH
1985	Mike Ramsey, DH
1986	Fred Benavides, SS
1987	Lew Williams, OF
1988	Tim Mauser, P; Paul Gonzalez, OF
1989	Tom Hardgrove, 1B
1990	Paul Gonzalez, OF; Scott Malone, UT
1991	Travis Barr, P; Scott Malone, OF; Chris Thomsen, 1B
1992	Craig Farmer, P; Beto Garza-Gongora, UT; Scott Malone, 1B
1994	Clay Caruthers, P; Shannon Coulter, SS; Beto Garza-Gongora, OF; Tim Grieve, P; Jason McClure, DH; Adam Roson, 1B; Reid Ryan, P; Darren Tawwater, 1B
1995	Scott Atchison, P
1996	Scott Atchison, P; Ryan Dunn, OF; Royce Huffman, DH; Jeff McCurdy, OF



POSTSEASON CONFERENCE HONORS

WAC ALL-CONFERENCE HONORS

1997Chris Connally, OF
1998 Chris Connally, OF; Royce Huffman, 3B Sam Lunsford, 3B; Jeff Shaddix, P
1999 Royce Huffman, 3B; Mark Silva, C Scott Atchison, P; (2nd team) Cade Harris, DH
2000 Mark Hamilton, 1B; (2nd team) Tom Bates; OF
2001 Tom Bates, OF; Chris Bradshaw, SP Stan Newton, RP; (2nd team) Jason Price, C Erick Macha, SS; Mike Settle, 3B Terry Trofholz, OF; Rudy Ontiveros, UT

C-USA ALL-CONFERENCE HONORS

2002 Terry Trofholz, OF; (2nd team) Clayton Jerome, P Chris Meeks, OF; Walter Olmstead, 1B
2003 Mike Settle, 3B; Chris Neuman, DH Clayton Jerome, P; (2nd team) Jake Duncan, OF
2004 (2nd Team) Shelby Ford, IF; Clayton Jerome, SP Chad Huffman, OF; Robbie Findlay, RP
2005 (1st Team) Shelby Ford, IF; Lance Broadway, SP (2nd team) Chad Huffman, IF

C-USA ALL-FRESHMAN TEAM

2004 Chad Huffman, Shelby Ford, German Duran
2005 Andrew Walker, Matt McGuirk

BIG 12 ALL-NEWCOMER TEAM

2013 Riley Ferrell, Boomer White, Alex Young
2014 Tyler Alexander
2015 Evan Skoug, Connor Wanhanen
2016 Luken Baker, Durbin Feltman, Dalton Horton, Josh Watson

MWC ALL-CONFERENCE HONORS

2006 Andrew Walker, C; Chad Huffman, 1B Austin Adams, OF; Jake Arrieta, P; Sam Demel, RP (2nd Team) Matt Carpenter, 3B; Bryan Kervin, SS
2007 Andrew Walker, C; Bryan Kervin, SS Clint Arnold, OF; Austin Adams, OF Jake Arrieta, P; Sam Demel, P (2nd Team) Matt Vern, 1B; Keith Conlon, OF Steven Trout, 3B; Chance Corgan, P; Chris Johnson, P
2008 Bryan Holaday, C; Ben Carruthers, 2B Clint Arnold, OF; Tyler Lockwood, P; Andrew Cashner, P; (2nd Team) Matt Carpenter, 3B; Chris Ellington, OF; Sean Hoelscher, P
2009 Matt Vern, 1B; Trent Appleby, P (2nd Team) Bryan Holaday, C; Taylor Featherston, SS Matt Carpenter, 3B; Chris Ellington, OF; Taylor Cragin, P
2010 Bryan Holaday, C; Matt Curry, 1B; Jerome Pena, 2B; Taylor Featherston, SS; Jason Coats OF; Brance Rivera OF; Matt Purke, P; Steven Maxwell, P; Tyler Lockwood, P; (2nd Team) Kyle Winkler, P
2011 Taylor Featherston, SS; Jantzen Witte, 3B; Kyle Winkler, P; Jerome Pena, 2B; Jason Coats, OF; (2nd Team) Josh Elander, C; Brance Rivera, OF; Steven Maxwell, P; Stefan Crichton, P; Trent Appleby, P
2012 Jason Coats, OF; Preston Morrison, P; Andrew Mitchell, P; (2nd Team) Jantzen Witte, 3B; Kevin Allen, P; Kyle Von Tungeln, OF

BIG 12 ALL-CONFERENCE HONORS

2013 Preston Morrison, P; (2nd Team) Alex Young, RP Jantzen Witte, 3B; (HM) Boomer White, OF; Brandon Finnegan P, Paul Hendrix 2B
2014 Preston Morrison, P; Riley Ferrell, RP; Boomer White, OF; Brandon Finnegan, P; (2nd) Kevin Cron, 1B; Derek Odell, 3B; Tyler Alexander, RP; (HM) Kyle Back, C; Garrett Crain, 2B; Dylan Fitzgerld, OF; Cody Jones, OF; Keaton Jones SS
2015 Preston Morrison, P; Alex Young, P; Riley Ferrell, RP; Cody Jones, OF; Connor Wanhanen (UT); (2nd) Keaton Jones, SS; (HM) Tyler Alexander, P; Nolan Brown, OF; Jeremie Fagnan, 1B; Derek Odell, 3B; Evan Skoug, C; Dane Steinhagen, OF; Trey Teakell, RP; Mitchell Traver, P
2016 Luken Baker, DH/UT; Elliott Barzilli, 3B; (2nd) Evan Skoug, C Cam Warner, 2B; Dane Steinhagen, OF; Dalton Horton, P; (HM) Durbin Feltman, P; Jared Janczak, P; Austen Wade, OF; Josh Watson (OF)



ALL-TOURNAMENT TEAMS

ALL-SWC TOURNAMENT

1991 Chris Thomsen, 1B; Mike Macko, 2B Rick Hinojosa, SS; Kelly Johns, P; Jared Shope, P
1994 Kerby Smith, 3B

ALL-WAC TOURNAMENT

1998 Chris Connally, OF
1999 Marshall Wilson, OF; Erick Macha, 2B, Royce Huffman, 3B

ALL-CONFERENCE USA TOURNAMENT

2004 Bo Cogbill, IF; Chris Neuman, IF; Chad Huffman, OF; Austin Adams, OF (MVP); Ryan Weems, P; Clayton Jerome, P, Eugene Espineli, P
2005 Keith Conlon, OF; Chad Huffman, IF; Sam Demel, P; Lance Broadway, P

ALL-MWC TOURNAMENT

2006 Brad Furnish, P; Andrew Walker, C; Steven Trout, DH; Ryan Pack, OF; Chad Huffman, 1B (MVP)
2007 Keith Conlon, OF; Clint Arnold, OF Tyler Lockwood, P; Austin Adams, OF (MVP)
2008 Bryan Kervin, SS; Matt Vern, 1B; Andrew Cashner, RP; Clint Arnold, OF (MVP)
2009 Kyle Winkler, P
2010 Bryan Holaday, C (MVP); Taylor Featherston, SS; Matt Purke, P; Kyle Winkler, P
2011 Josh Elander, C; Kyle Von Tungeln, OF; Jantzen Witte, 3B
2012 Derek Odell, 2B; Kevin Cron, 1B; Jerrick Suiter, OF

ALL-BIG 12 TOURNAMENT

2013 Trevor Seidenberger, P
2014 Garrett Crain, 2B; Cody Jones, OF; Tyler Alexander, P Preston Morrison, P; Jordan Kipper, P; Jerrick Suiter, DH (MVP)
2016 Evan Skoug, C; Cam Warner, 2B; Elliott Barzilli, 3B Josh Watson, OF; Brian Howard, P; Luken Baker (MVP)

NCAA REGIONAL ALL-TOURNAMENT

2004 (Austin) Shelby Ford, SS
2005 (Waco) Bo Cogbill, IF; Lance Broadway, P
2007 (Houston) Steven Trout, 3B; Austin Adams, OF
2008 (Stillwater) Matt Vern, 1B
2009 (Fort Worth) Matt Vern, 1B; Taylor Featherston, SS; Chris Ellington, OF; Kyle Winkler, P; Jason Coats, OF (MOP)
2010 (Fort Worth) Jerome Pena, 2B; Jantzen Witte, 3B; Joe Weik, DH; Aaron Schultz, OF; Jason Coats, OF; Taylor Featherston, SS (MOP); Steven Maxwell, P
2011 (Fort Worth) Jerome Pena, 2B; Jantzen Witte 3B
2012 (College Station) Josh Elander, C; Kevin Cron, 1B; Derek Odell, 2B; Kyle Von Tungeln, OF; Jerrick Suiter, OF Stefan Crichton, P; Justin Scharf, P (MOP)
2014 (Fort Worth) Garrett Crain, 2B; Brandon Finnegan, P; Trey Teakell, P; Boomer White (MOP)
2015 (Fort Worth) Evan Skoug, C; Garrett Crain, 2B; Derek Odell, 3B; Cody Jones, OF; Nolan Brown, OF; Tyler Alexander, P; Preston Morrison, P
2016 (Fort Worth) Ryan Merrill, SS; Elliott Barzilli, 3B; Austen Wade, OF; Luken Baker, DH; Brian Howard, P; Cam Warner, 2B (MOP)

ALL-COLLEGE WORLD SERIES

2010 Bryan Holaday, C; Taylor Featherston, SS; Matt Purke, P
2014 Kevin Cron, 1B
2015 Connor Wanhanen, DH
2016 Luken Baker, DH; Ryan Merrill SS

TCU POSTSEASON HONORS

INDIVIDUAL HONORS

FRESHMAN ALL-AMERICANS

1996Royce Huffman, DH
2004Chad Huffman, OF; Shelby Ford, 3B; German Duran, SS
2005Matt McGuirk, DH; Andrew Walker, C
2008Sean Hoelscher, P; Trent Appleby, P
2010Matt Purke, P; Josh Elander, C/OF
2011Andrew Mitchell, P; Stefan Crichton, P
2012Preston Morrison, P; Kevin Cron, IF
2013Alex Young, P; Boomer White, OF
2014Tyler Alexander, P
2015Evan Skoug, C; Connor Wanhanen, DH
2016Luken Baker, DH/P; Dalton Horton, P; Josh Watson, OF

ACADEMIC ALL-AMERICANS

1988Rob Jones, 1B (2nd)
2012Josh Elander, C (3rd)

PLAYER OF THE YEAR

1963Lance Brown (SWC)
1966Jimmy Duffy (SWC)
1999Royce Huffman (WAC)
2015Cody Jones (Big 12)

PITCHER OF THE YEAR

2003Clayton Jerome (C-USA)
2005Lance Broadway (C-USA)
2006Jake Arrieta (MWC)
2010Steven Maxwell (MWC)
2012Preston Morrison (MWC)
2014Preston Morrison (Big 12)

FRESHMAN OF THE YEAR

1996Royce Huffman (SWC)
2004Chad Huffman (C-USA)
2010Matt Purke (MWC)
2012Preston Morrison (MWC)
2015Connor Wanhanen (Big 12)
2016Luken Baker (Big 12)

TOURNAMENT MVP

2004Austin Adams (C-USA)
2006Chad Huffman (MWC)
2007Austin Adams (MWC)
2008Clint Arnold (MWC)
2010Bryan Holaday (MWC)
2014Jerrick Suiter (Big 12)
2016Luken Baker (Big 12)

NCAA REGIONAL MOP

2009Jason Coats (Fort Worth)
2010Taylor Featherston (Fort Worth)
2012Justin Scharf (College Station)
2014Boomer White (Fort Worth)
2016Cam Warner (Fort Worth)

ALL-AMERICA HONORS

1921Pete Donahue, P
1927Bear Wolf, 1B
1934Slim Kinzy, P
1948Jim Busby, CF
1956Al Paschal, SS
1957Carl Warwick, OF
1963Lance Brown, P
1970Jeff Newman, C
1973Phil Turner 2B
1974Frank Johnstone, P
1985Mike Ramsey, OF
1988Rob Jones, 1B
1992Scott Malone, 1B (1st)
1994Adam Robson, 1B (2nd)
Darren Tawwater, C (3rd)
Tim Grieve, P (3rd)
1998Royce Huffman, 3B (2nd)
1999Royce Huffman, 3B (1st)
2002Terry Trofholz, OF (2nd)
2003Clayton Jerome, P (3rd)
2004Robbie Findlay, P (HM)
2005Lance Broadway, P (1st)
2006Jake Arrieta, P (2nd)
Chad Huffman, INF (3rd)
2008Andrew Cashner, P (2nd)
2010Matt Purke (2nd)
Bryan Holaday (2nd)
Steven Maxwell (2nd)
2011Kyle Winkler (3rd)
2012Preston Morrison (3rd)
2014Preston Morrison (2nd)
Brandon Finnegan (2nd)
Riley Ferrell (2nd)
2015Riley Ferrell (1st)
Cody Jones (2nd)
Preston Morrison (2nd)
Alex Young (2nd)
2016Luken Baker (2nd)

NATIONAL HONORS



Bryan Holaday
2010 Johnny Bench Award Winner



Matt Purke
2010 National Freshman of the Year

HORNED FROGS IN THE PROS

The TCU Baseball Draft Notebook:

- Under Head Coach Jim Schlossnagle, the Horned Frogs have seen 62 players drafted by 25 different teams over the last 13 years.
- In 2005, Lance Broadway became the highest draft pick in TCU baseball history when he was selected with the 15th overall pick by the Chicago White Sox.
- In 2006, the Horned Frogs were one of just three schools to have two players selected in the first 54 picks of the draft.
- In 2007, the Frogs saw four players drafted on day one, again putting them in elite company as only two other schools accomplished that same feat.
- Overall with seven picks in 2007, the Frogs were one of just 24 schools with that many players drafted.
- 2007 also marked the Major League debut of Lance Broadway, the first player in Schlossnagle's tenure to reach the Big Leagues. Eugene Espineli made his Major League debut in 2008.
- In 2008, Andrew Cashner became the second pitcher under Schlossnagle to be drafted in the first round, going 19th overall to the Chicago Cubs.
- In the summer of 2010, four former Horned Frogs made their major league debuts. Andrew Cashner (May 31), Jake Arrieta (June 10), Chad Huffman (June 13) and Sam Demel (June 16) all debuted within three weeks of each other.
- In 2011 and 2015, the Horned Frogs had a school-record eight players drafted.
- Matt Carpenter made history in 2012 as he became the first Horned Frog position player in the Jim Schlossnagle era to earn a spot on the opening day roster (St. Louis Cardinals).
- Catcher Bryan Holaday (Detroit Tigers) made his big league debut on June 6, 2012.
- Brandon Finnegan is the latest Horned Frog to make history. After being drafted 17th overall in 2014, Finnegan made his Major League debut on Sept. 6, 2014. He holds the distinction as the only player to have pitched in the College World Series and the Major League World Series in the same year.
- Taylor Featherston, a rule 5 pick for the Los Angeles Angels of Anaheim, Featherston earned a spot on the Angels' Opening Day roster and made his Big League debut on April 12, 2015.
- The summer of 2016 brought forth two more Big League debuts as the Chicago White Sox called up both Matt Purke and Jason Coats. Purke made his debut on May 20, while Coats made his first MLB appearance on June 4.



Matt Carpenter



Jason Coats



Jake Arrieta



Brandon Finnegan

All-Time Draft Picks


Year	Player	Position	Team	Pick	Overall
1965	Ronnie Paul	P	Baltimore Orioles	14	278
1966	Tommy Gramly	P	Cleveland Indians	4^	75
	Mickey Yates	OF	Washington Senators	20	386
	Ronnie Paul	P	New York Mets	2^	29
1967	William Ferguson	C	Baltimore Orioles	6^	101
	Parke Davidson	SS	Oakland Athletics	35	650
	Richard Hooper	UT	Cincinnati Reds	36	667
1968	William Ferguson	C	New York Yankees	4^	68
	Bing Bingham	P	Chicago Cubs	7^	112
	Chuck Machehl	P	Cleveland Indians	12	258
	Mickey McCarty	P	Cleveland Indians	25	559
1969	William Ferguson	C	Los Angeles Dodgers	4*	81
	William Ferguson	C	Cincinnati Reds	2^	38
1970	Jeff Newman	2B	Cleveland Indians	26	608
1971	Roger Williams	OF	Atlanta Braves	25	582
1973	Thomas Butler	SS	Detroit Tigers	15	355
	Don Bodenhamer	2B	Texas Rangers	31	661
1975	Thomas Crain	1B	Texas Rangers	30	645
1980	Trey Brooks	2B	New York Mets	22	546
	Cameron Young	P	Texas Rangers	30	722
1981	Trey Brooks	2B	Chicago Cubs	8	183
	Warren Oliver	SS	Kansas City Royals	11	282
	Greg Moore	P	Toronto Blue Jays	13	316
	Luis Rojas	P	Oakland Athletics	15	378
1984	Mickey Kazmierski	P	San Diego Padres	11	273
1985	Brian Ohnoutka	P	San Francisco Giants	2	30
	Mike Ramsey	OF	Cincinnati Reds	16	396
	Kight Higgins	P	Toronto Blue Jays	19	495
	William Booker	P	Texas Rangers	25	629
	Howard Williams	P	New York Mets	26	672
1986	Ronnie Jackson	C	Texas Rangers	14	345
	Bernie Walker	OF	Cincinnati Reds	14	358
1987	Fred Benavides	SS	Cincinnati Reds	2	50
	Brian Veilleux	P	Oakland Athletics	16	407
1988	Tim Mauser	P	Philadelphia Phillies	3	68
	John Briscoe	P	Oakland Athletics	3	73
1989	Tommy Hardgrove	1B	Philadelphia Phillies	12	300
	Kerry Knox	P	San Diego Padres	18	468
	Scott Thoma	P	Chicago White Sox	20	511
	Leon Clay	OF	New York Mets	39	1022
1990	Paul Gonzalez	OF	San Diego Padres	10	282
1991	Chris Thomson	1B	Oakland Athletics	17	463
1992	Chris Eddy	P	Kansas City Royals	3	78
	Scott Malone	1B	Texas Rangers	9	258
1993	Johnny Cardenas	C	Seattle Mariners	46	1271
1994	Clay Caruthers	P	Cincinnati Reds	5	128
	Reid Ryan	P	Texas Rangers	17	477
	Tim Grieve	P	Kansas City Royals	23	639
	Shannon Coulter	SS	Kansas City Royals	31	863
	Darren Tawwater	C	St. Louis Cardinals	39	1090
1996	Derek Lee	P	Milwaukee Brewers	27	793
	Flint Wallace	P	Oakland Athletics	27	795
	Toby Dollar	P	Los Angeles Dodgers	29	868
1997	Ryan Dunn	OF	Houston Astros	8	250
1998	Ryan Ridenour	P	New York Yankees	7	217
	Jeffrey Shaddix	P	New York Yankees	17	517
	Matt Howe	IF	Oakland Athletics	29	855
	Chris Connally	OF	Chicago Cubs	45	1327
	Scott Atchison	P	Seattle Mariners	49	1424
1999	Royce Huffman	IF	Houston Astros	12	383
2000	Mark Hamilton	OF	Houston Astros	23	697
2001	Eric Macha	SS	Ariz. Diamondbacks	12	368
	Chris Bradshaw	P	Texas Rangers	14	411
	Chad Durham	P	Houston Astros	25	746

HORNED FROGS IN THE PROS

2002				
Walter Olmstead	1B	Cincinnati Reds	6	165
Levi Robinson	SS	Baltimore Orioles	34	1006
2003				
Jake Duncan	OF	Baltimore Orioles	10	284
Terry Trotholz	OF	Milwaukee Brewers	22	639
Justin Hatcher	C	Texas Rangers	25	736
Chris Osentowski	P	Baltimore Orioles	30	884
Will Lewis	IF	Milwaukee Brewers	32	939
2004				
Eugene Espineli	P	San Francisco Giants	14	430
Clayton Jerome	P	Texas Rangers	41	1221
2005				
Lance Broadway	P	Chicago White Sox	1	15
Kyle Dahlberg	C	Baltimore Orioles	13	393
Stuart Musslewhite	IF	Baltimore Orioles	24	723
Shawn Ferguson	P	Baltimore Orioles	36	1083
2006				
Chad Huffman	OF	San Diego Padres	2	53
Brad Furnish	P	St. Louis Cardinals	2	54
Shawn Ferguson	P	Milwaukee Brewers	9	272
Brent Allar	P	Baltimore Orioles	14	415
2007				
Sam Demel	P	Oakland Athletics	3	120
Andrew Walker	C	Pittsburgh Pirates	5	158
Jake Arrieta	P	Baltimore Orioles	5	159
Chance Corgan	P	San Francisco Giants	5	164
Keith Conlon	OF	San Diego Padres	14	447
Cody Dunbar	P	Toronto Blue Jays	21	655
Seth Garrison	P	Boston Red Sox	25	774
2008				
Andrew Cashner	P	Chicago Cubs	1	19
Seth Garrison	P	Boston Red Sox	23	712
Bryan Kervin	SS	Toronto Blue Jays	27	819
2009				
Matt Vern	OF	San Diego Padres	13	384
Matt Carpenter	IF	St. Louis Cardinals	13	399
Chris Ellington	OF	Milwaukee Brewers	32	976
2010				
Bryan Holaday	C	Detroit Tigers	6	193
Greg Holle	P	Milwaukee Brewers	11	339
Steven Maxwell	P	Minnesota Twins	12	375
Matt Curry	IF	Pittsburgh Pirates	16	477
Tyler Lockwood	P	Boston Red Sox	25	773
Paul Gerrish	P	Houston Astros	42	1263
2011				
Matt Purke	P	Washington Nationals	3	96
Taylor Featherston	IF	Colorado Rockies	5	168
Kyle Winkler	P	Arizona D'Backs	10	304
Jason Coats	OF	Baltimore Orioles	12	365
Erik Miller	P	Cincinnati Reds	31	955
Steven Maxwell	P	Chicago Cubs	37	1119
Jerome Pena	IF	Baltimore Orioles	38	1145
Kaleb Merck	P	Texas Rangers	43	1314
2012				
Josh Elander	C	Atlanta Braves	6	209
Kyle Von Tungeln	OF	Colorado Rockies	13	408
Kevin Allen	P	Kansas City Royals	23	703
Tyler Duffie	P	Milwaukee Brewers	27	845
Jason Coats	OF	Chicago White Sox	29	891
Kaleb Merck	P	Minnesota Twins	33	1000
2013				
Andrew Mitchell	P	Chicago White Sox	4	123
Trevor Seidenberger	P	Milwaukee Brewers	12	362
Paul Hendrix	IF	Cleveland Indians	18	531
Stefan Crichton	P	Baltimore Orioles	23	699
Jantzen Witte	IF	Boston Red Sox	24	713
Nick Frey	P	St. Louis Cardinals	33	995
2014				
Brandon Finnegan	P	Kansas City Royals	1	17
Jordan Kipper	P	Los Angeles Angels of Anaheim	9	269
Kevin Cron	IF	Arizona D'Backs	14	420
Kyle Bacak	C	Washington Nationals	25	754
Jerrick Suiter	OF	Pittsburgh Pirates	26	791
Cody Jones	OF	Cleveland Indians	38	1148
2015				
Alex Young	P	Arizona D'Backs	2	43
Tyler Alexander	P	Detroit Tigers	2	65
Riley Ferrell	P	Houston Astros	3	79
Cody Jones	OF	Kansas City Royals	6	189
Preston Morrison	P	Chicago Cubs	8	233
Trey Teakell	P	Detroit Tigers	9	280
Keaton Jones	IF	Detroit Tigers	15	460
Mitchell Traver	P	St. Louis Cardinals	28	851
2016				
Brian Trieglaff	P	New York Yankees	13	398
Mitchell Traver	P	Cincinnati Reds	17	498
Brian Howard	P	Houston Astros	17	517
Rex Hill	P	Kansas City Royals	27	823
Elliott Barzilli	IF	Houston Astros	29	877
Preston Gullory	P	Miami Marlins	31	923

ALL-TIME MAJOR LEAGUERS

Name	Team(s) (Yrs. In Majors)
Louis Drucke	New York Giants (1909-12)
Ona Dodd	Pittsburgh Pirates (1912)
Jim Haislip	Philadelphia Phillies (1912)
Claude Cooper	New York Giants (1913); Philadelphia Phillies (1916-17)
Pete Donohue	Cincinnati Reds (1921-30); New York Giants (1930-31) Cleveland Indians (1931); Boston Red Sox (1932)
A.S. Douglass	Cincinnati Reds (1921, 1925)
Boob Fowler	Cincinnati Reds (1923-25); Boston Red Sox (1926)
Leo Tankersley	Chicago White Sox (1925)
Bear Wolf	Cincinnati Reds (1927)
Tex Carleton	Saint Louis Cardinals (1932-34); Chicago Cubs (1935-38); Brooklyn Dodgers (1940)
Slim Kinzy	Chicago White Sox (1934)
Dutch Meyer	Chicago Cubs (1937); Detroit Tigers (1940-42); Cleveland Indians (1945-46)
Randy Jackson	Chicago Cubs (1950-55, 1959); Brooklyn Dodgers (1956-57) Los Angeles Dodgers (1958); Cleveland Indians (1958-59)
Jim Busby	Chicago White Sox (1950-52, 1955); Washington Senators (1952-55); Cleveland Indians (1956-57); Baltimore Orioles (1957-58, 1960-61); Boston Red Sox (1959-60); Houston Colt .45's (1962)
Carl Warwick	Los Angeles Dodgers (1961); St. Louis Cardinals (1961-62, 1964-65); Houston Colt .45's (1962-63); Baltimore Orioles (1965); Chicago Cubs (1966)
Tom Gramly	Cleveland Indians (1968)
Chuck Machemehl	Cleveland Indians (1971)
Jeff Newman	Oakland A's (1976-82); Boston Red Sox (1983-84)
Tim Mauer	Philadelphia Phillies (1991, 1993); San Diego Padres (1993-95)
Fred Benavides	Cincinnati Reds (1991-92); Colorado Rockies (1993); Montreal Expos (1994)
John Briscoe	Oakland Athletics (1991-96)
Chris Eddy	Oakland Athletics (1995)
Glenn Dishman	San Diego Padres (1995-96); Philadelphia Phillies (1996); Detroit Tigers (1997)
Jeff Zimmerman	Texas Rangers (1999-2001)
Scott Atchison	Seattle Mariners (2004-06); San Francisco Giants (2007) Boston Red Sox (2010-12); New York Mets (2013); Cleveland Indians (2014-15)
Eugene Espineli	San Francisco Giants (2008)
Lance Broadway	Chicago White Sox (2007-09); NY Mets (2009)
Jake Arrieta	Baltimore Orioles (2010-13); Chicago Cubs (2013-present)
Andrew Cashner	Chicago Cubs (2010-11); San Diego Padres (2012-16) Miami Marlins (2016); Texas Rangers (2017-present)
Sam Demel	Arizona D'Backs (2010-12)
Chad Huffman	New York Yankees (2010); Chiba Lotte Marines (2014-15)
Matt Carpenter	St. Louis Cardinals (2011-present)
Bryan Holaday	Detroit Tigers (2012-16); Texas Rangers (2016); Boston Red Sox (2016)
Brandon Finnegan	Kansas City Royals (2014-15); Cincinnati Reds (2015-present)
Taylor Featherston	Los Angeles Angels of Anaheim (2015); Philadelphia Phillies (2016)
Jason Coats	Chicago White Sox (2016)
Matt Purke	Chicago White Sox (2016)



Bryan Holaday



Matt Purke

ALL-TIME LETTERWINNERS

A-A-A

Adair, Danny	1993-94
Acker, A.S.	1927
Acker, Will	1921
Adams, Austin	2004-07
Adams, Homer	1922-25
Adcock, Dub	1969-70
Aldrich, Ki	1937
Alexander, Clarence	1939
Alexander, Tyler	2014-15
Alford, Bruce	1942
Allar, Andrew	2004
Allar, Brent	2006
Allen, Kevin	2012
Allen, Richard	1940-42
Anderson, Ken	1961-63
Andrews, Blake	1981
Antone, Tejay	2013
Appleby, Trent	2008-11
Arif, Omar	2004-06
Arnold, Clint	2007-08
Arnold, Dale	1978-79
Arrieta, Jake	2006-07
Ashburn, Karl	1926
Ashley, Carlos	1923
Ashwood, Zach	2005-06
Atchison, Scott	1995-99
Atkins, Noble	1931
Ayala, Carlos	1971-72

B-B-B

Bacak, Kyle	2013-14
Bailey, Chris	1976
Baker, Bob	1916-18
Baker, Jeff	1993-94
Baker, Luken	2016-present
Baker, Woody	1948
Balch, Jim	1961-62
Baldwin, Fuzz	1907-10
Balkum, Doug	1956-57
Ballantyne, Bryan	1983-84
Ballew, Alvis	1964-66
Bane, Jaymie	1995
Bane, Jim	1985-88
Banda, George	1958-60
Barger, Boone	1920-21
Barker, Brent	1983-86
Barnard, Gary	1965-67
Barnes, Bill	1950-52
Barnett, James	1947-49
Barr, Travis	1989-91
Barrett, Carlos	1979-82
Barzilli, Elliott	2015-present
Bassler, Snake	1913
Bates, Tom	1998-99, 2001
Baugh, Sammy	1935-37
Baxter, Howard	1931
Baze, Leon	1961-62
Beck, Bill	1947-49
Beck, Connor	2015
Beucler, Reid	1997
Bell, Lenny	1984
Bellows, Terry	1977-78
Benedict, Kenny	1976-77
Benavides, Fred	1985-87
Benjamin, Kenneth	1946-47
Bentancourt, David	1990-91
Berry, Rube	1919-20
Best, Mac	1938-39
Bettison, W.W.	1911
Bierman, Gus	1946
Bigley, Bob	1962-64
Bilderback, Billy	1939-40
Bingham, Bing	1967-68
Bishop, Tom	1948
Blevins, Jon	1986
Bodenhamer, Don	1970-73
Boehmke, Jay	1994-95
Booker, Sam	1984
Borchardt, Jason	1987
Boyd, Jim	1947-50
Boyd, Tommy	1962-63
Bradshaw, Chris	1998-01
Bratton, Greg	2000-03
Briscoe, John	1987-88
Brewster, J.W.	1910
Broadway, Lance	2005
Bronstad, William	1949
Brooks, Trey	1978-81
Brown, Charlie	1978-80
Brown, Dalton	2016-present

Brown, E.	1919-20
Brown, Erik	1994-96
Brown, Kelly	1986
Brown, Lance	1963-64
Brown, Nolan	2015-present
Browning, Orien	1949
Broyles, Robert	1974-77
Brumbaugh, Ronnie	1940-41
Brunton, Sumter	1965-66
Buckley, Leo	1928-29
Burnett, Ryan	2015-present
Burton, Gene	1973-76
Busby, Jim	1947-48
Busch, Joe	1945
Bussey, Charles	1912
Buster, A.J.	1910
Butler, Tom	1972-73
Buttall, Jerid	2004-06

C-C-C

Cain, Ryan	1998
Callarman, Steve	1986-89
Campbell, Clark	1912-13
Cantelmi, Frank	1924-26
Cantrell, Speck	1919
Caple, Kyle	1989-91
Carden, Dana	1971-74
Carden, Pat	1971-74
Cardenas, Johnny	1992-93
Carleton, James	1923-25
Carpenter, Gene	1904
Carpenter, Matt	2005-09
Carrell, Howard	1929-31
Carroll, Don	1951-53
Carruth, Aaron	1997
Carruth, Jason	1994
Carruthers, Ben	2006-09
Carson, Hezzie	1923-26
Carson, Lynn	1966-67
Carswell, Horace	1937
Caruthers, Clay	1992-94
Casey, Doyle	1947
Cashner, Andrew	2008
Cason, Sonny	1972-74
Castellano, Connor	2014
Castor, John	1992-93
Caulley, Chris	1985-87
Cenci, Phil	1993
Chalk, Scott	1990-92
Chappell, Ellsworth	1929-31
Chase, Jim	1966, 69-70
Childs, I.B.	1957-59
Chiles, Brown	1946-48
Choate, David	1947-49
Christenberry, Chris	1915-17
Clark, Herman	1924-27
Coats, Jason	2009-12
Cogbill, Bo	2004-05
Cole, Jess	1970-71
Collins, Heath	1995-98
Collinsworth, Tim	2002
Combs, Brian	1979-80
Conlon, Keith	2005-07
Connally, Chris	1997-98
Conrad, Doyle	1952
Conrad, Earl	1945-46
Conway, Charles	1941-42
Cooper, Aubrey	1914-16
Cooper, Claude	1920-23
Cooper, Kyle	1995
Corbett, Ralph	1938
Corgan, Chance	2007
Costas, John	1967-69
Cothran, Bruce	1982
Cottage, Steve	1982-84
Coulter, Shannon	1994
Covert, Rox	1962-64
Cowart, Rusty	1939-41
Cox, Rob Ell	1929-30
Coy, Josh	1998
Crafton, Kenny	1981-84
Cragin, Taylor	2006-09
Crain, Garrett	2014-15
Crain, Tommy	1974-76
Crawford, Bill	1940-41
Crenwelge, Ted	1959-60
Crichton, Stefan	2011-13
Critser, Danny	1983-84
Cron, Kevin	2012-14
Crowder, Justin	2001
Crows, Phil	1958

Crows, J.R.	1945
Cullen, Mike	1987
Curby, Quinn	1913-14
Curry, Matt	2009-10

D-D-D

Dahlberg, Kyle	2002-05
Daniel, Milton	1908-09, 11-12
Daniels, Kevin	2013
Davidson, Parke	1966-67
Davis, Barry	1981-84
Day, Denny	1982-83
Defee, Bill	1965
Deslo, Dylan	2014
Demel, Sam	2005-07
Dennis, Hubert	1932
Deskins, Scott	1986-87
Dishman, Glenn	1992-93
Dobbs, Bobby	1962
Dobson, Joel	1991-93
Dodd, O.A.	1910-11
Doherty, Shawn	1984
Dollar, Toby	1995-96
Donohue, Pete	1920-21
Donovan, Paul	1932-34
Dorsey, Floyd	1928
Doty, Bill	1952-53
Douglass, A.S.	1919-20
Dover, Jeff	1997
Dow, Andy	1984-85
Dowell, Lonnie	1942
Dreschel, Charles	1945
Driggers, Eddie	1966-68
Drucke, Louis	1909
Duckworth, Gene	1974-76
Duckworth, Woodrow	1938-40
Duffey, Jimmy	1965-67
Duffie, Tyler	2011-12
Dulin	1919
Dunbar, Cody	2007
Duncan, Jake	2002-03
Duncan, Zach	2003
Dunn, Ryan	1995-97
Duran, German	2004
Durham, Chad	1999-01
Duvall, Jack	1954
Dyess, Ben	1937-38

E-E-E

Eddins, Ron	1965
Eddy, Chris	1991-92
Edwards, Steve	1964-66
Elander, Josh	2010-12
Elkour, Shaff	2002-03
Ellington, Chris	2008-09
Ellington, Steven	2007-08
Elliott, Bill	1949-51
Ellis, Chris	1989
Enis, Hunter	1957-59
Espineli, Eugene	2004
Estrada, J.J.	2002-05
Ethridge, John	1950-52
Etier, Mark	1981-82
Evans, Travis	2012-15

F-F-F

Fagnan, Jeremie	2014-15
Farish, Dillon	2006-08
Farmer, Craig	1991-94
Farris, Gary	1970
Faulkner, David	1991
Fay, Ted	1968-70
Featherston, Taylor	2009-11
Feltman, Durbinn	2016-present
Fender, Dick	1924
Ferguson, Bill	1967-69
Ferguson, Shawn	2005-06
Ferrell, Ken	1974
Ferrell, Riley	2013-15
Fertitta, John	1984
Few, Gary	1972
Findlay, Robbie	2003-04
Finnegan, Brandon	2012-14
Firestone, Brad	1988-91
Fis, Gary	1970
Fitzgerald, Dylan	2013-14
Flores, Tommy	1979
Flowers, Craig	1983-84
Flynn, Albert	1929-30
Ford, Don	1952-53
Ford, Shelby	2004-05

Forste, Robert	1938
Fowler, Boob	1920
Fox, Will	2014
Franklin, Charles	1958-60
Franks, Wallace	1948-50
Frazier, Chris	1998-01
Freeman, Jack	1954-56
Frey, Nick	2011-13
Frick, Bill	1952-54
Friemel, Jake	2005
Frizzell, Bonner	1906-08
Fulenwider, Harold	1936
Fullhart, Bill	1946-48
Furnish, Brad	2005-06
Furrow, Donald	2006-07
Fusco, Ralph	1974-75

G-G-G

Gage, Dick	1967-69
Gaines, B.G.	1945
Gallagher	1904-05
Gann, Sam	1920-22
Gardner, Josh	2002
Garner, Eric	1995-96
Garner, Pat	1986
Garrison, Seth	2008
Garza, Eric	2014
Garza-Gongora, Beto	1990-94
George, I.L.	1926
Gerrish, Paul	2008-10
Gilbert, Terry	1977-78
Givens, Eric	2008
Godby, Kirk	1984
Gonzales, Josh	2012-13
Gonzales, Rode	1957-58
Gonzalez, Paul	1988-90
Goodson, Tom	1904
Gottsch, J.J.	1994
Gough, Leron	1911
Grace, John	1969-72
Grafe, Ryan	2002-03
Gramly, Tommy	1966
Grant, Jimmy	1926-28
Granville, Chris	1989-90
Graves	1905
Graves, Jack	1931-33
Graves, Norris	1951-52
Grieve, Tim	1992-94
Griffin, Ed	1929
Griffith, Charles	1930
Grimland, Larry	1969-71
Gooch, Drew	2015-16
Groomer, Levi	1999-00
Grost, Sunny	1941
Grubbs, Howard	1928-30
Guillory, Preston	2015-16
Gunter, C.B.	1914

H-H-H

Hagar, Buster	1973-75
Hailey, Bob	1965
Haire, Jack	1919-20
Haislip, J.C.	1911
Hale, Shadie	1917-18
Hall, Jerome	1968-70
Hamilton, Mark	1999-00
Hamilton, Mike	1999
Hardgrove, Tom	1989
Hardin, David	1967
Hardin, Gary	1967
Hargrave, David	1988-89
Hargrove, Bo	1979-80
Harper, Monty	1963
Harrelson, Monroe	1945-47
Harris, Cade	1999-01
Harris, Jerry	1960-61
Harris, Marshall	1958-60
Harston, Dan	1933-35
Hatcher, Justin	2002-03
Hawes, Froggie	1917
Hayes, Herbert	1950
Hayes, Ted	1951
Hays, Tim	1979-80
Heinritz, Mark	1979-81
Heiss, Chip	1983-84
Hemby, Les	1975-76
Hendrix, Paul	2013
Hennessey, Travis	2013
Henson, Danny	1982-83
Herrick, John	1982-83
Heslin, Larry	1975

Hesse, Mason	2016-present
Higgins, Kight	1984-85
Hill	1919
Hill, Hunter	1930
Hill, Rex	2016
Hill, Steve	1974-76
Hill, Tommy	1953-55
Hinojosa, Rick	1991-92
Hinton, Grassy	1930-32
Hirstine, John	1931
Hobart, John	1976
Hoelscher, Sean	2008-09
Holaday, Bryan	2008-10
Holland, Don	1953-55
Hollan, Walter	1925
Holle, Greg	2008-10
Holmes, George	1911
Holt, J.W.	1962-64
Honey, Bill	1924
Hooper, Charles	1914
Hooper, Richard	1966-67
Hoosier	1919
Hoover, Herman	1940
Hopkins, Mike	1974
Hopkins, Thomas	1912-13
Horner, Durwood	1938-40
Horner, Mark	1974-76
Horner, Ron	1982-83
Horton, Dalton	2016-present
Hoskins, Boaz	1934-35
Houk, Steve	1976-78
Houser, Phil	1983-84
Howard, Brian	2014-present
Howe, Matt	1996-98
Hudson, Bill	1936
Hudspeth, Doug	1978-79
Huffman, Chad	2004-06
Huffman, Royce	1996-99
Hughey, Mike	1984
Humphreys, Max	1942

I-I-I

Iles, Buddy	1959-61
-------------	---------

J-J-J

Jacks, Jimmy	1933-35
Jackson, Bubba	1985-86
Jackson, Ransom	1945
Jackson, Spencer	2005
Janczak, Jared	2016-present
Jerome, Clayton	2001-04
Johns, Kelly	1991-93
Johnson, Axel	2012-13
Johnson, Brett	2011-13
Johnson, Chris	2007
Johnson, David	1996
Johnson, Rob	1990-92, 94
Johnson, Ryan	2016
Johnstone, Frank	1971-74
Jones, Cody	2013-15
Jones, Freddy	1962-64
Jones, James	1945-46
Jones, Keaton	2012-15
Jones, Kevin	1988-89
Jones, Rob	1986-89
Jordan, Charlie	1956-57
Jordan, Rob	1988-89
Jordan, Zac	2010-12
Joyner, Hubert	1945-46
Justice, Cliff	1960-61
Justice, Mike	1964-65

K-K-K

Kazmierski, Mickey	1983-84
Kelly, Walker	2009-10
Kennard, Darin	1984
Kerr, Blair	1909-10
Kervin, Bryan	2006-08
Key, Harold	1957-58
Key, Joey	1977-80
Kies, Chris	1976-77
King, Don	1945
King, Harvey	1950-52
Kinnard, Franklin	1904-05
Kinzy, Slim	1932-34
Kipper, Jordan	2014
Knoer, Keith	1996-97
Knox, Kerry	1986-89
Knost, Randy	1980-82
Koch, Carl	1948-49
Kramer, Richard	1946-48

ALL-TIME LETTERWINNERS

Kreder, Teddy.....2007
 Kruciak, Greg.....1976
 Kveton, Larry.....1962-64

L-L-L

Ladusau, Tom.....1972-73
 LaFlair, Jay.....1977-98
 Laidley, Kemp.....1991, 93
 Lamar, Chuck.....1977-78
 Lamonica, Tom.....1909-11
Landestoy, Michael ... 2015-present
 Laner, Paul.....1941
 Lassiter, Jim.....1974-77
 Lauritsen, Erik.....1998
 Lawrence, Jimmy.....1934-36
 Lee, Derek.....1994-97
 Lee, Gary.....1962
 Lee, Roger.....1982
 LeFevre, Biff.....1977-78
 Leiss, Chris.....1979-82
 Lester, Darrell.....1934-35
 Levens, Rob.....1984
 Levy, Forrest.....1923-26
 Lewis, Will.....2002-03
 Lindsey, Jack.....1977-78
 Linne, Aubrey.....1936-37
 Livsey.....1922
 Lockwood, Tyler.....2007-10
 Loeffler, Scott.....1987, 89
 Logan, Warren.....1933-34
 Long, Jeff.....1981-82
 Long, Jim.....1967-68
 Looney, Bill.....1949-51
 Lonney, Don.....1938-40
 Losa, Mike.....1988-90, 92
 Lovorn, Garland.....1922-25
 Lozo, Frank.....1933-35
 Lundeen, Jared.....2002-03
 Lunsford, Sam.....1995-98
 Luttrell, Mike.....1972-73
 Lyde, Frank.....1957

M-M-M

Macha, Erick.....1999-01
 Machemel, Chuck.....1967-68
 Macicek, Marvin.....1963-64
 Macko, Mike.....1991-92
 Madsen, Aaron.....1998
 Malone, Scott.....1990-92
 Manto, Taldon.....1934-36
 Marion, Mike.....1970
 Mariz, Steve.....1980-81
 Marshall, Eric.....2008-10
 Marshall, Jonathan.....2001-02
 Mathes, Ed.....1950-51
 Matthews, Don.....1960
 Matthews, Rags.....1927-28
 Mattinson, Les.....1953-55
 Mattson, Braden.....2012
 Mauser, Tim.....1986-88
 Maxey, Merlin.....1962
 Maxwell, Steven.....2007-11
 Maxwell, Willie.....1956-58
 Mayfield, Jim.....1954-55
 McAdams, Billy.....1962-63
 McCarty, Mickey.....1967-68
 McCaslin, Steve.....1986
 McClure, Ben.....1946-49
 McClure, Jason.....1992-95
 McCullom, Joe.....1912
 McCurdy, Jeff.....1995-96
 McDaniel, Bob.....1954-56
 McDaniel, Chilli.....1920-22
 McElroy, Pat.....1972-73
 McFarland, Billie.....1911-12
 McGough, Tim.....2004-05
 McGuirik, Matt.....2005-08
 McHenry, Bob.....1942
 McKown.....1919-22
 McKown, Jim.....1914
 McLain, Greg.....1972
 McLain, Ronnie.....1963-65
 McLamore, Eric.....1999
 McNamara, Joe.....1914-15
 Meadows, Jay.....1985
 Means, Ricky.....1973-75
 Medlin, Brett.....2008-09
 Meeks, Chris.....2002-03
 Merck, Kaleb.....2009-12
 Mercurio, Rely.....2010-11
Merrill, Ryan.....2016-present
 Meyer, David.....1994-97

Meyer, Dutch.....1918-21
 Meyer, Greg.....1978-81
 Meyer, L.D.....1935-37
 Miles, Eldridge.....1953-54
 Millay, Gavin.....1993-95
 Millender, Donnie.....1983-84
 Miller, Erik.....2009-11
 Miller, Fred.....1932-33
 Miller, Jim.....1965
 Miller, Rex.....1953
 Mills, Gray.....1962
 Mitchell, Andrew.....2011-13
 Mock, Jon.....1991-93
 Mokry, Clint.....2002-04
 Monahan, Rod.....1969-71
 Monroe, Glenn.....1968-70
 Monroe, L.A.....1942
 Montgomery, Vic.....1935-37
 Moody, Jim.....1980
 Mooney, Shaun.....1977-79
 Mooney, Terry.....1986-89
 Moore, Doug.....1960-61
 Moore, Greg.....1981
 Moore, Melbourne.....1928
 Moore, Mike.....1987-88
 Morgan, Johnny.....1984-85
 Morrison, Preston.....2012-15
 Morrison, Wayne.....1967-69
 Morton, Roy.....1909-11
 Moseley, Arthur.....1938
 Moses, Ramon.....2000-04
 Moses, Steve.....1995-96, 98
 Mouldin, Ben.....1904-05
 Mousoudakis, Jimmy.....1997-99
 Mullins, Harry.....1945-47
 Murphy, David.....1976-77
 Musslewhite, Stuart.....2005
 Myers, Wallace.....1932-34

N-N-N

Neele, Joe.....1901-04
 Neeley, Ron.....1967
 Nelson, Greg.....1984-85
 Nelson, John.....1914-16
 Nemecek, Jerry.....1989
 Nesloney, Ryan.....2002-05
 Neuman, Chris.....2003-04
 Newburn, Patrick.....2001-03
 Newman, Jeff.....1968-70
 Newton, Bob.....1958-60
 Newton, Stan.....1998-01
 Nolan, James.....1947-50
 Novey, David.....1977-80
 Nowell, Teddy.....2011

O-O-O

O'Brien, Davey.....1937-38
 Odell, Derek.....2012-15
 Odle, Jack.....1939
 Odom, Clayton.....1986-89
 Oglivie.....1919
 Ohnoutka, Brian.....1983-85
 Oliver, Warren.....1981
 Olmstead, Walter.....2000-02
 Olsson, Jon.....1965-66
 O'Neal, Richard.....1955-56
 Ontiveros, Rudy.....2001
 O'Roark, Walter.....1954
 Osentowski, Chris.....2002-03
 Owen, Brad.....1988-89
 Owens, Ed.....1974-76
 Owens, Randy.....1974-75

P-P-P

Pack, Ryan.....2005-06
 Page, William.....1998-99
 Parker, David.....1965-66
 Parker, Mat.....1996
 Parrish, Lowell.....1928
 Paschal, Al.....1954-56
 Paul, Ronnie.....1965-66
 Peebles, Pat.....1963-65
 Peel, Larry.....1968-69
 Pena, Jerome.....2010-11
 Pennington, Walker.....2014
 Pereira, Eddie.....1980-81
 Perlman, Joel.....1982-83
 Perme, Tom.....1953
 Perry, Chase.....2004-07
 Peters, Rick.....1990-91
 Peterson, Don.....1979-80
 Perovich, George.....1956-57

Pharr, Jimmie.....2008-11
 Phillips, Dane.....1999
 Phillips, Ron.....1965
 Phillips, Steve.....1975
 Pierce, Glen.....1978-79, 81-82
 Plumleigh, Charlie.....1982-83
 Plunkett, Zack.....2015-16
 Pokluda, D.J.....2004
 Pollard, Harold.....1955-58
 Powell, Danny.....1952-53
 Price, Jason.....2000-01
 Purke, Matt.....2010-11

Q-Q-Q

Quick, Charles.....1955-57
 Quiery, J.A.....1910-11

R-R-R

Rafferty, Brian.....1985
 Ralston, Al.....2013
 Ramsey, Mike.....1984-85
 Randle, E.R.....1910
 Ray, Randy.....1970-71
 Read, Darrell.....1958-60
 Read, Harold.....1963-64
 Reed, Jeff.....2000, 02
 Reynolds, Don.....1961-63
 Reynolds, Phil.....1960-61
 Reynolds, Sammy.....1963-64
 Richardson, Tommy.....1965-67
 Rickard, Rick.....1968-70
 Ridenour, Ryan.....1998
 Ringnald, Scott.....1979-80
 Riordan, Tom.....1973-76
 Rivera, Brance.....2009-12
 Rivera, Rudy.....2000-01
 Roach, Walter.....1936-37
 Roark, Alf.....1932
 Roberts, Darrin.....1936-38
 Robinson, Levi.....2002
 Robson, Adam.....1993-94
 Rockwell, Keith.....1995
 Rodriguez, Randal.....1979-80
 Rogers, Brad.....1998-00
 Rogers, John.....1955
 Rojas, Luis.....1980-81
 Rosellini, Danny.....1977-78
 Rose, Melzer.....1950-51
 Roseborough, Larry.....1958-60
 Rozelle, George.....1929
 Routh, Jim.....1965-67
 Rudis, Mark.....1991-92
 Rutherford, Charles.....1960
 Rutherford, Scott.....1919-20
 Rutledge, James.....1958-59
 Ryan, Reese.....1996-97
 Ryan, Reid.....1992-94

S-S-S

Saenz, Chris.....2003-04
 Sain, Ed.....1929-30
 Salim, Mike.....1950-52
 Sanders, Bobby.....1963-64
 Scarborough, Mike.....1998
 Scharf, Justin.....2012-13
 Schmidt, Don.....1960-62
 Schmidt, Rick.....1967
 Schmucker, Dave.....1954
 Schultz, Aaron.....2009-11
 Scott, Fred.....1923-25
 Sears, Rene.....1951
 Segarra, Ismael.....1997-98
 Seidenberger, Trevor.....2013
 Selman, J.D.....1957
 Senn, Perry.....1973-74
 Serben, John.....1962-63
 Serviente, Glenn.....1985-86
 Settle, Mike.....2000-03
 Sewell, Gene.....1917-18
 Seybold, Elmer.....1936
 Shaddix, Jeff.....1997-98
 Shafer, Jeff.....1983-84
 Sharp, M.R.....1896-97
 Shaw, Bob.....1969-71, 73
 Shebesta, James.....1970
 Shelburn, David.....1981-82
 Shelley, John.....1975-78
 Shelton, Bob.....1959-61
 Shipes, Chad.....1990
 Shoemaker, Kyle.....2002-03
 Shoemaker, Worthy.....1912-13
 Shofner, Jim.....1956-57

Shope, Jared.....1989-91
 Shoptaw, Britt.....1989-91
 Shotwell, Bennett.....1959-60
 Silva, Mark.....1996-99
 Skelton, Will.....2005
 Skipper, Cecil.....1960-62
Skoug, Evan.....2015-present
 Smith, Casey.....1995-96
 Smith, Clint.....1996
 Smith, Fred.....1947-49
 Smith, Kerby.....1994-95
 Snapp, E.....1910
 Snow, Paul.....1939-41
 Sorey, Lex.....1911
 Sorrels, Paul.....1939-41
 Sparks, Connie.....1940
 Spencer, Charles.....1953-55
 St. Laurent, Caleb.....2012
 Stamp, Steve.....1980-81
 Stancoff, George.....1947-48
 Standfield, S.....1910
 Stanek, Shawn.....1993-94
 Stanley, Jeff.....1989
 Stanton, Jimmy.....1933
 Stapleton, Jim.....1952-54
 Stark, Stuart.....1984
 Starratt, Kyle.....2011
 Steadman, Oran.....1928
 Steffins.....1904
 Steglich, Corey.....2006-09
 Steinhagen, Dane.....2015-16
 Stell, Otis.....1931
 Stephens, Sean.....2003-04
 Stephens, Wayne.....1984-85
 Stepp, Wade.....1950-52
 Sterling, Charles.....1965
 Stewart, Mike.....1964-66
 Stewart.....1914
 Stone, Steve.....1985-88
 Stratton, Abby.....1965-67
 Strickland, Mark.....1982-85
 Strong, Bill.....1915
 Suiter, Jerrick.....2012-14
 Swaim, Johnny.....1950-52
 Sypert, J.R.....1897-99

T-T-T

Takahasi, Barry.....1997
 Tankersly, Dennis.....1939-41
 Tankersly, Lawrence.....1923-25
 Tankersly, Paul.....1937-39
 Tankersly, Ralph.....1939-41
 Taylor, Allan.....1986
 Taylor, Ellis.....1933
 Taylor, Gene.....1926
 Taylor, Harry.....1924-27
 Tawwater, Darren.....1993-94
 Teakell, Trey.....2012-15
 Terry, David.....1959-61
 Thannisch, Lester.....1911-12
 Thoma, Scott.....1989
 Thomas, Nate.....2004
 Thompson, Bart.....1965
 Thompson, Kenny.....2004
 Thompson, Preston.....1975-78
 Tomlin, Reuben.....1975-78
 Thompson, Shawn.....1997-00
 Thomsen, Chris.....1991
 Thorpe, Darren.....1986, 89-90
 Tombrella, David.....2000-01
 Torres, Jimmy.....1970-73
 Trad, Ken.....1966
Traver, Mitchell.....2015-present
 Treiglauff, Brian.....2014-16
 Trofholz, Terry.....2001-03
 Trout, Steven.....2006-07
 Turner, Dick.....1968-70
 Turner, Gene.....1927-29
 Turner, John.....1991-93
 Turner, Kellus.....1923-24
 Turner, Mike.....1971-72, 74-75
 Turner, Phil.....1971-74
 Twardowski, Danny.....1975-76
 Twardowski, Jimmy.....1982-83
 Tyson, P.L.....1910

U-U-U

Underwood, Chad.....2004-05
 Utley, Chad.....1976

V-V-V

Vandervolk, Ross.....1940-41

Van Hook, Kyle.....1978-79
 Vasseur, Gary.....1969-71
 Vaughn, Hunter.....1928
 Veilleux, Brian.....1987
 VerHagen, Derek.....2007-09
 Vern, Matt.....2006-09
 Vessakosol, Tony.....1987-88
 Von Tungeln, Kyle.....2010-12

W-W-W

Wade, Austen.....2015-present
 Wagner, Scott.....1981-82
 Wakefield, R.....1909-10
 Walker, Andrew.....2005-07
 Walker, Bernard.....1985-86
 Walker, Buster.....1928-30
 Walker, Elbert.....1932-34
 Walker, Jim.....1958-60
 Walker, Jimmy.....1964-65
 Walker, Val Joe.....1983
 Wallace, Brad.....1993-96
 Wallace, David.....1996-97
 Wallace, Earl.....1969-71
 Wallace, Flint.....1994-96
 Wallin, Horace.....1928-30
 Walls, Willie.....1935-37
 Walrath, Jay.....1962-64
 Walter, Ryan.....1996-97
 Walters, Hubert.....1945-48
 Walters, John.....1949
Wanhanen, Connor ... 2015-present
 Ward, Tricky.....1923-25
Warner, Cam.....2016-present
 Warwick, Carl.....1956-57
 Washmon, John.....1924-27
 Watkins, Austen.....2001
 Watley, Russell.....1942
 Weems, Ryan.....2002-04
 Weik, Joe.....2010-11
 Wells, Gary.....1987-88
 Wheaton, Mike.....1979-80
 White, Bob.....1954-56
 White, Boomer.....2013-14
 White, Chris.....2002-05
 White, John.....1953-55
 White, Terrance.....1998
 Whitworth, Jeryl.....1968
 Wilkerson, Steve.....1975-76
 Williams, Blackie.....1926-28
 Williams, Dwayne W.....1985-86
Williams, Evan.....2015-present
 Williams, Garry.....Honorary
 Williams, Jake.....1928
 Williams, Jay.....1930-31
 Williams, Lew.....1986-87
 Williams, Roger.....1968-71
 Williford, Eugene.....1942
 Wilmot, Tony.....1985-86
 Wilson, Brad.....1976-77
 Wilson, Marshall.....1998-00, 02
 Wilson.....1920
 Windegger, Frank.....1954-56
 Wineburg, Ken.....1956-58
 Winkler, Kyle.....2009-11
 Witt, Jantzen.....2010-13
 Wolf, Bear.....1925-27
 Wood, Darren.....1997
 Woodruff, Hunt.....2006-09
 Woods, Clarence.....1924-26
 Wooley, Shaun.....1999-00
 Woolwine, Vance.....1932
 Wooten, Benji.....1997
 Wotham, James.....1995-98
 Wright, Davy.....2010-13
 Wright, Hal.....1929-31
 Wyles, Alan.....1994-95
Wymer, Sean.....2016-present

Y-Y-Y

Yarbrough, Jef.....1995-98
 Yates, Mickey.....1966-67
 Young, Alex.....2013-15
 Young, Bob.....1948
 Young, Cameron.....1977-80

Z-Z-Z

Ziegler, David.....1993
 Zimmerman, Jeff.....1992-93

LEGENDS OF TCU


Record By Years			
Yr.	Overall	Conf.	Finish
Coach: Unknown			
1896	4-0-1	—	—
Coach: Alexander Easley (2-4-0)			
1897	2-4-0	—	—
Coach: Unknown			
1898	1-0-0	—	—
1899	1-1-0	—	—
1900	2-0-0	—	—
1901	2-0-0	—	—
1902	0-2-0	—	—
1903	7-3-0	—	—
1904	7-5-0	—	—
1905	10-3-0	—	—
1906	10-3-0	—	—
Coach: Ellis Hardy (57-18-4)			
1907	9-9-0	—	—
1908	20-6-2	—	—
1909	18-2-2	—	—
1910	10-1-0	—	—
Coach: M. Baldwin (8-6-0)			
1911	8-6-0	—	—
Coach: H.W. Lever (13-13-0)			
1912	13-13-0	—	—
Coach: William Nance			
1913	17-5-1	—	—
Coach: F.M. Cahoon			
1914	6-1-0	—	—
Coach: Fred Moore (1-11-0)			
1915	1-11-0	—	—
Coach: E.Y. Freeland (9-7-0)			
1916	9-7-0	—	—
Coach: Unknown			
1917	6-4-0	—	—
1918	9-4-0	—	—
Coach: F.M. Cahoon (27-11-2)			
1919	10-4-0	—	—
1920	11-6-2	—	—
Coach: William Nance (86-28-3)			
1921	20-2-0	—	—
1922	15-0-0	—	—
1923	13-11-0	2-10-0	7th
1924	12-7-0	11-7-0	2nd
1925	9-3-2	9-3-0	2nd
Coach: Dutch Meyer			
1926	14-4-0	8-3-0	3rd
1927	7-13-0	7-13-0	4th
1928	7-13-0	6-12-0	4th
1929	8-12-0	8-12-0	4th
1930	13-5-0	13-5-0	2nd
1931	1-9-1	1-9-1	6th
1932	6-4-0	6-4-0	3rd
1933	9-2-0	9-1-0	1st
1934	8-6-0	6-6-0	3rd
Coach: Raymond Wolf (17-21-1)			
1935	8-11-1	4-7-0	4th
1936	9-10-0	8-7-0	3rd
Coach: Howard Grubbs (15-31-0)			
1937	7-9-0	6-9-0	4th
1938	3-11-0	3-11-0	5th
1939	5-11-0	5-11-0	t-4th
Coach: Walter Roach			
1940	5-10-0	4-10-0	5th
1941	1-14-0	1-14-0	6th
1942	2-13-0	2-12-0	6th
Coach: Dutch Meyer			
1945	7-4-0	7-4-0	2nd
Coach: Walter Roach (96-167-2)			
1946	3-15-0	3-12-0	6th
1947	7-15-0	3-12-0	6th
1948	8-13-0	1-13-0	6th
1949	6-14-0	4-11-0	5th
1950	14-9-0	7-8-0	4th
1951	10-11-0	8-7-0	3rd
1952	13-12-0	8-7-0	3rd
1953	7-15-0	2-11-0	6th

TCU DIAMOND — 1962-2002

The 2002 season marked the end of an era for TCU baseball, as the Horned Frogs said goodbye to one of the most unique college baseball facilities in the country, the TCU Diamond. The diamond opened in the spring of 1962. The Horned Frogs closed their 41st and final season at TCU Diamond with a 6-3 win over UT-Arlington on May 14, 2002.

Located in the heart of the TCU campus and nestled into the leeward side of a hill to the south, the TCU Baseball Diamond was a beautiful and functional facility offering optimum playing and wind conditions. Batters facing opposing pitchers to the east had a little trouble picking out the ball as it came out of the Horned Frogs' version of the "Green Monster," a large concrete retaining wall in center and left center field.

One of the more difficult places for opponents to play, the Frogs owned a record of 867 wins, 605 losses and eight ties overall for a winning percentage of .589 in their 41 years at the historic ballpark. Dressing facilities were located in nearby Amon G. Carter Stadium and bleacher seating accommodated up to 1,500 fans.



The TCU Diamond underwent extensive cosmetic surgery prior to the 1991 season that included \$100,000 in renovations. TCU's old Bermuda grass was replaced by Tiff 14, the same grass used by the Texas Rangers at The Ballpark in Arlington. The infield was leveled and a red brick wall, a la Wrigley Field, was erected from dugout to dugout. The visitor (along the third-base line) and home dugouts were lengthened and deepened, providing ample space and a much improved look. Extended foul poles were added as well as artificial turf in the batting cages.

Home plate was 390 feet from straight center field, 330 feet down the left field line and 320 feet to right field. A 12-foot fence corralled left and right field.

TCU Diamond was the site of some great college baseball action over the years, proven by the fact that 52 players who graced 2001 Major League Baseball rosters had played at the historic ballpark during some point in their amateur careers. Among those major leaguers who played at TCU Diamond are: Jeff Zimmerman (TCU), Lance Berkman (Rice), Jose Cruz, Jr. (Rice), Chuck Knoblauch (Texas A&M) and Greg Swindell (Texas).

HEAD COACH LANCE BROWN

On June 17, 2003, Lance Brown announced his retirement and the TCU baseball program said goodbye to its mentor of the previous 17 seasons. After four years as a pitching coach at Rice, Brown returned to his alma mater in 1987 to become the school's eighth coach since 1940.

When Brown took over the program, the first step he took was to teach the Horned Frogs how to win consistently. By 1994, Brown had the Frogs doing just that. They not only won consistently, but they did things that had not been done at TCU since Brown had starred as a Horned Frog pitcher in the early 1960s.

En route to a school-record 38 wins in 1994, the Frog diamond men won their first Southwest Conference regular season title since 1972 and first outright crown since 1956. They also received their first NCAA Tournament berth since 1956, where they recorded the school's first tournament win, an 11-3 triumph over Memphis in Stillwater, Okla. The successful season earned Brown Regional Coach of the Year accolades by the American Baseball Coaches Association.

In 1996, Brown reached the first milestone of many in his career. Needing only 26 victories to pass his former coach, Frank Windegger, for career victories, he accomplished the feat April 21, 1996,

with a 14-4 defeat of the Houston Cougars, giving him 299 career victories.

In his final season with the Frogs, Brown led the team to a successful inaugural season in TCU's new Lupton Stadium and Williams-Reilly Field. His team put up a 35-22 record and finished second in the Conference USA standings with a 22-8 conference mark. He also reached two more milestones in his career during the 2003 campaign. With a 5-2 victory over the Houston Cougars on March 29, Brown won his 500th game. He also earned his 200th conference victory on April 11 in a 1-0 win at UAB.

Brown fell 12 games shy of 1,000 games coached and ended his career with a 517-471 (.523) overall record and a 214-225 (.487) conference record. He earned Southwest Conference Coach of the Year honors twice, once in 1991 and again in 1994.

He has watched numerous players prosper under his tutelage. In all, 40 players were drafted in the first-year draft, including Texas Ranger Jeff

Zimmerman, while five others went on to play in the major leagues. Fifty-one of his athletes were named to all-conference teams and seven earned second- or third-team All-American honors.



LEGENDS OF TCU


HEAD COACH FRANK WINDEGGER



Lance Brown stands with his former coach, Frank Windegger, as the No. 30 worn by Windegger is retired.

Former TCU player, coach and athletic director, Frank Windegger is the only Horned Frog to have his baseball jersey retired. Windegger's No. 30, which he wore for 14 years as head coach from 1962-1975, was retired April 28, 1998. The jersey currently hangs in the Heritage Center and in the alumni suite in Lupton Stadium.

During Windegger's 14-year tenure as TCU head coach, the Horned Frogs won four Southwest Conference baseball championships (1963, 1966, 1967, 1972) and finished as runner-up three times (1968, 1969, 1973). The Frogs set a number of school records during their run of success, including a string of 13 consecutive wins in 1963. Along the way, the Frogs won 298 games, lost 166 and tied one for a .641 winning percentage, a mark that still ranks amongst the nation's coaching elite.



Frank Windegger played for the Horned Frogs from 1954-56.

In 1963, just one year after taking over the baseball program, Windegger made history by becoming the youngest coach ever to win a SWC title in any sport with a 12-4 conference mark. In 1972, he was voted the NCAA District VI and SWC Coach of the Year, tying for the league title with a 12-6 mark and an overall 29-13 record.

After leaving the dugout, Windegger served as TCU's Director of Athletics for 23 years. He retired in August 1997.

HEAD COACH DUTCH MEYER

One of the most unique stories in the history of Horned Frog baseball is that of coach Dutch Meyer. A four-year letterman in both baseball and football at TCU, Meyer guided the Frogs' baseball fortunes from 1926 to 1934, during which time he compiled a record of 76-68-1 and captured TCU's first SWC baseball title in 1933.

Meyer took over as the Frogs' head football coach in 1934 and served in that capacity until 1953, although he returned to the diamond in 1945 for one season as the skipper. Meyer was named the Director of Athletics in 1950, but continued to coach until 1954. He of 84.



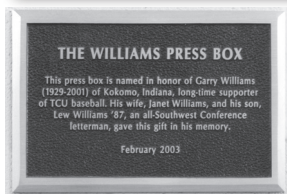
was drawn back into the baseball coaching ranks in 1956 for a brief two-year stint in the dual roles.

It was during the 1956 season that Meyer led the Horned Frogs to the SWC championship and the school's first appearance in the NCAA baseball tournament.

Meyer finished his career with an overall won-loss mark of 106-83-1 (.558) and a conference record of 92-75-1 (.548).

Meyer served as the Director of Athletics for 13 years before retiring in 1963. TCU lost a legend on Dec. 3, 1982, when he passed away at the age

GARY WILLIAMS



The only honorary letterwinner in TCU baseball history is Garry Williams. A dear friend of the Horned Frog baseball program, he passed away on Dec. 7, 2001.

Through his generosity and relentless efforts, Williams was responsible for many of the improvements that have paved the way for the TCU baseball program, the athletic department and the university's return to national prominence.

One of the many financial contributions made by Williams to Horned Frog baseball was the installation of the scoreboard and flag poles at TCU Diamond. The foul poles now grace the grounds at Lupton Stadium. Williams also contributed many of the old park's upgrades, including new dugouts, backstop, press box and sound system. Additionally, Williams donated the Frogs' media guides and scorecards for many years, making TCU baseball more enjoyable for fans, players and everyone associated with the program.

In honor of Williams' tireless contributions to Horned Frog baseball, the press box at Lupton Stadium bears his name.

Yr.	Overall	Conf.	Finish
1954	12-13-0	8-7-0	3rd
1955	8-13-2	2-13-2	6th
Coach: Dutch Meyer (106-84-1)			
1956	18-8-0	13-2-0	1st
1957	8-4-0	8-4-0	2nd
Coach: Clyde McDowell (27-54-2)			
1958	6-12-0	4-9-0	5th
1959	11-13-0	4-10-0	6th
1960	3-13-2	3-11-0	5th
1961	7-16-0	6-8-0	t-4th
Coach: Frank Windegger (298-168-2)			
1962	12-11-0	6-9-0	4th
1963	21-4-0	12-3-0	t-1st
1964	11-12-0	5-8-0	4th
1965	12-13-0	4-11-0	6th
1966	21-9-1	9-6-0	t-1st
1967	20-9-1	10-5-0	t-1st
1968	20-9-0	13-5-0	2nd
1969	22-8-0	9-6-0	2nd
1970	17-15-0	9-8-0	4th
1971	22-19-0	9-8-0	4th
1972	29-13-0	12-6-0	t-1st
1973	31-12-0	12-7-0	2nd
1974	31-17-0	14-10-0	3rd
1975	29-17-0	12-12-0	3rd
Coach: Roger Williams (22-24-0)			
1976	22-24-0	8-15-0	8th
Coach: Willie Maxwell (148-172-6)			
1977	22-22-1	9-13-1	7th
1978	17-29-1	7-17-0	8th
1979	21-24-0	7-17-0	8th
1980	19-28-2	7-14-0	7th
1981	27-19-0	9-12-0	6th
1982	16-25-2	4-15-1	8th
1983	26-25-0	6-15-0	7th
Coach: Bragg Stockton (91-68-0)			
1984	25-22-0	6-15-0	t-7th
1985	35-17-0	9-12-0	6th
1986	31-29-0	5-16-0	t-7th
Coach: Lance Brown (517-471-0)			
1987	24-35-0	4-17-0	8th
1988	27-32-0	8-13-0	5th
1989	37-22-0	7-14-0	t-6th
1990	27-32-0	4-17-0	8th
1991	34-25-0	10-11-0	t-4th
1992	25-30-0	14-22-0	6th
1993	34-22-0	5-13-0	6th
1994	38-22-0	14-4-0	1st
1995	27-29-0	11-13-0	5th
1996	34-33-0	11-13-0	t-4th
1997	26-27-0	15-15-0	2nd
1998	33-23-0	18-11-0	2nd
1999	32-26-0	19-10-0	2nd
2000	22-34-0	12-18-0	5th
2001	32-28-0	21-15-0	3rd
2002	30-29-0	19-11-0	3rd
2003	35-22-0	22-8-0	2nd
Coach: Jim Schlossnagle (565-254-0)			
2004	39-26-0	19-11-0	4th
2005	41-20-0	20-10-0	t-2nd
2006	39-23-0	17-5-0	1st
2007	48-14-0	20-3-0	1st
2008	44-19-0	19-5-0	1st
2009	40-18-0	15-5-0	1st
2010	54-14-0	19-5-0	1st
2011	43-19-0	20-3-0	1st
2012	40-22-0	18-6-0	t-1st
2013	29-28-0	12-12-0	t-6th
2014	48-18-0	17-7-0	2nd
2015	51-15-0	18-5-0	1st
2016	49-18-0	15-9-0	3rd

Bold indicates regular season conference championships.