

Records



2003 NATIONAL CHAMPIONS



THE
ACF

NATIONAL FOOTBALL FOUNDATION

Rushing Records

Game

YARDS

| PLAYER | ATT. | YARDS | AVG. | OPPONENT (DATE) |
|--------------------------|-----------|------------|-------------|----------------------------|
| 1. Kevin Faulk | 21 | 246 | 11.7 | Houston (9/7/1996) |
| 2. Charles Alexander | 31 | 237 | 7.6 | Oregon (10/22/1977) |
| 3. Cecil Collins | 27 | 232 | 8.6 | Auburn (9/20/1997) |
| 4. Charles Alexander | 43 | 231 | 5.4 | Wyoming (11/26/1977) |
| 5. Terry Robiskie | 30 | 214 | 7.1 | Rice (10/25/1976) |
| 6. Harvey Williams | 28 | 213 | 7.6 | Kentucky (10/20/1990) |
| 7. Kevin Faulk | 28 | 212 | 7.6 | Kentucky (11/1/1997) |
| 8. Justin Vincent | 18 | 201 | 11.2 | Georgia (12/6/2003) |
| Kevin Faulk | 30 | 201 | 6.7 | Alabama (11/7/1998) |
| 10. Charles Alexander | 41 | 199 | 4.9 | Tulane (11/24/1979) |

ATTEMPTS

| PLAYER | ATT. | YARDS | OPPONENT (DATE) |
|----------------------|------|-------|--------------------------------|
| 1. Charles Alexander | 43 | 231 | Wyoming (11/26/1977) |
| 2. Charles Alexander | 41 | 199 | Tulane (11/19/1977) |
| 3. Charles Alexander | 40 | 156 | Florida (10/7/1977) |
| 4. Dalton Hilliard | 36 | 183 | Florida State (11/20/1982) |
| Kevin Faulk | 36 | 138 | Arkansas (11/29/1996) |
| 6. Rondell Mealey | 34 | 233 | Notre Dame (11/15/1997) |
| 7. Art Cantrelle | 32 | 95 | Auburn (10/24/1970) |
| Charles Alexander | 32 | 144 | Indiana (9/16/1978) |
| Kevin Faulk | 32 | 177 | Mississippi State (10/26/1996) |
| 10. Six players | 31 | | |

YARDS PER RUSH

| | | |
|----------------|-------------|---|
| (min. 10 att.) | 19.6 | Harvey Williams vs. Rice, 9/19/1987 (196 in 10 att.) |
| (min. 15 att.) | 11.7 | Kevin Faulk vs. Houston, 9/7/1996 (246 in 21 att.) |
| | 11.2 | Justin Vincent vs. Georgia, 12/6/2003 (201 in 18 att.) |
| (min. 30 att.) | 7.6 | Charles Alexander vs. Oregon, 10/22/1977 (237 in 31 att.) |
| (min. 40 att.) | 5.4 | Charles Alexander vs. Wyoming, 11/26/1977 (231 in 43 att.) |

TOUCHDOWNS

| PLAYER | TDS | OPPONENT (DATE) |
|----------------------|-----|--|
| 1. Kevin Faulk | 5 | at Kentucky (11/1/1997) |
| 2. Charles Alexander | 4 | vs. Oregon (10/22/1977) |
| Dalton Hilliard | 4 | at Kentucky (10/24/1984) |
| Harvey Williams | 4 | vs. Miami (Ohio) (9/15/1990) |
| Rondell Mealey | 4 | vs. New Mexico State (9/28/1996) |
| LaBrandon Toefield | 4 | vs. Utah State (9/8/2001) |
| 7. several occasions | 3 | Last: LaBrandon Toefield vs. Arkansas (11/23/2001) |

LONGEST RUSHES FOR A TOUCHDOWN

| PLAYER (DATE) | YARDS | OPPONENT (DATE) |
|--------------------------|-----------|----------------------------|
| 1. Sal Nicolo | 94 | Rice (10/4/1952) |
| Jesse Fatheree | 94 | Georgia (11/16/1935) |
| 3. Cotton Milner | 90 | Auburn (11/14/1936) |
| 4. Adrian Dodson | 88 | Tulane (11/30/1940) |
| 5. Justin Vincent | 87 | Georgia (12/6/2003) |
| 6. Jeff Burkett | 86 | Georgia Navy (11/24/1942) |
| 7. Ripper Rowan | 81 | Alabama (9/30/1944) |
| Kevin Faulk | 81 | Idaho (9/26/1998) |
| 9. Kevin Faulk | 80 | Houston (9/7/1996) |
| 10. Jimmy Barton | 76 | SE Louisiana (11/19/1949) |
| Harvey Williams | 76 | Ole Miss (11/31/1987) |

• -Denotes SEC Record



Kevin Faulk owns three of the top 10 rushing games and seasons in LSU history. He is also the SEC record holder for all-purpose yards.

Season

YARDS

| PLAYER | GAMES | ATT. | YARDS | AVG. | TDS | LONG |
|---------------------------------|-----------|------------|--------------|------------|-----------|-----------|
| 1. Charles Alexander (1977) | 11 | 311 | 1,686 | 5.4 | 17 | 43 |
| 2. Kevin Faulk (1996) | 11 | 248 | 1,282 | 5.2 | 13 | 80 |
| 3. Kevin Faulk (1998) | 11 | 229 | 1,279 | 5.6 | 12 | 81 |
| 4. Dalton Hilliard (1984) | 11 | 254 | 1,268 | 5.0 | 13 | 66 |
| 5. Charles Alexander (1978) | 11 | 281 | 1,172 | 4.2 | 14 | 64 |
| 6. Kevin Faulk (1997) | 9 | 205 | 1,144 | 5.6 | 15 | 53 |
| 7. Dalton Hilliard (1985) | 11 | 258 | 1,134 | 4.4 | 14 | 33 |
| 8. Terry Robiskie (1976) | 11 | 224 | 1,117 | 5.0 | 12 | 40 |
| 9. Justin Vincent (2003) | 14 | 154 | 1,001 | 6.5 | 10 | 87 |
| Harvey Williams (1988) | 11 | 154 | 1,001 | 6.5 | 11 | 76 |

ATTEMPTS

| PLAYER | ATT. | YARDS |
|------------------------------|------|-------|
| 1. Charles Alexander (1977) | 311 | 1,686 |
| 2. Charles Alexander (1978) | 281 | 1,172 |
| 3. Dalton Hilliard (1985) | 258 | 1,134 |
| 4. Dalton Hilliard (1984) | 254 | 1,268 |
| 5. Kevin Faulk (1996) | 248 | 1,282 |
| 6. Art Cantrelle (1970) | 247 | 892 |
| 7. LaBrandon Toefield (2001) | 230 | 992 |
| 8. Kevin Faulk (1998) | 229 | 1,279 |
| 9. Terry Robiskie (1976) | 224 | 1,117 |
| 10. Terry Robiskie (1975) | 214 | 765 |

YARDS PER RUSH (MIN. 200 ATT.)

| | |
|----------|---|
| 1. 5.585 | Kevin Faulk, 1998 (1,279 in 229 att.) |
| 2. 5.580 | Kevin Faulk, 1997 (1,144 in 205 att.) |
| 3. 5.4 | Charles Alexander, 1977 (1,686 in 311 att.) |

RUSHES PER GAME

| | |
|---------|---|
| 1. 28.3 | Charles Alexander, 1977 (311 in 11 games) |
| 2. 25.5 | Charles Alexander, 1978 (281 in 11 games) |
| 3. 23.1 | Dalton Hilliard, 1985 (258 in 11 games) |

YARDS PER GAME

| | |
|----------|---|
| 1. 153.3 | Charles Alexander, 1977 (1,686 in 11 games) |
| 2. 116.5 | Kevin Faulk, 1996 (1,282 in 11 games) |
| 3. 116.3 | Kevin Faulk, 1998 (1,279 in 11 games) |
| 4. 115.3 | Dalton Hilliard, 1984 (1,268 in 11 games) |

TOUCHDOWNS

| PLAYER | TDS |
|------------------------------|-----|
| 1. LaBrandon Toefield (2001) | 19 |
| 2. Charles Alexander (1977) | 17 |
| 3. Kevin Faulk (1997) | 15 |
| 4. Dalton Hilliard (1985) | 14 |
| Charles Alexander (1978) | 14 |
| 6. Kevin Faulk (1996) | 13 |
| Dalton Hilliard (1984) | 13 |
| Steve Van Buren (1943) | 13 |
| 9. Kevin Faulk (1998) | 12 |
| Jimmy Taylor (1957) | 12 |
| Terry Robiskie (1976) | 12 |

100-YARD GAMES

| PLAYER | GAMES |
|---------------------------------|-------|
| 1. Kevin Faulk (1996) | 7 |
| Charles Alexander (1977) | 7 |
| Steve Van Buren (1943) | 7 |
| 4. Kevin Faulk (1997) | 6 |
| Dalton Hilliard (1984) | 6 |
| Charles Alexander (1978) | 6 |
| 7. Justin Vincent (2003) | 5 |
| Kevin Faulk (1998) | 5 |
| Dalton Hilliard (1985) | 5 |
| Dalton Hilliard (1982) | 5 |
| 11. LaBrandon Toefield (2001) | 4 |
| Kevin Faulk (1995) | 4 |
| Jermaine Sharp (1994) | 4 |
| Harvey Williams (1990) | 4 |
| Dalton Hilliard (1983) | 4 |
| Terry Robiskie (1976) | 4 |

Career

YARDS

| PLAYER | ATT. | YARDS | AVG. | TDS |
|---------------------------------|------|-------|------|-----|
| 1. Kevin Faulk (1995-98) | 856 | 4,557 | 5.3 | 46 |
| 2. Dalton Hilliard (1982-85) | 882 | 4,050 | 4.6 | 44 |
| 3. Charles Alexander (1975-78) | 855 | 4,035 | 4.7 | 42 |
| 4. Harvey Williams (1986-90) | 588 | 2,860 | 4.9 | 27 |
| 5. Terry Robiskie (1973-76) | 578 | 2,517 | 4.4 | 29 |
| 6. LaBrandon Toefield (2000-02) | 511 | 2,291 | 4.5 | 26 |
| 7. Garry James (1982-85) | 491 | 2,217 | 4.5 | 27 |
| 8. Rondell Mealey (1996-99) | 453 | 2,238 | 4.9 | 29 |
| 9. Brad Davis (1972-74) | 456 | 2,165 | 4.8 | 15 |
| 10. Domanick Davis (1999-2002) | 455 | 2,056 | 4.5 | 20 |

ATTEMPTS

| PLAYER | ATT. | YARDS |
|---------------------------------|------|-------|
| 1. Dalton Hilliard (1982-85) | 882 | 4,050 |
| 2. Kevin Faulk (1995-98) | 856 | 4,557 |
| 3. Charles Alexander (1975-78) | 855 | 4,035 |
| 4. Harvey Williams (1986-90) | 588 | 2,904 |
| 5. Terry Robiskie (1973-76) | 578 | 2,517 |
| 6. LaBrandon Toefield (2000-02) | 511 | 2,291 |
| 7. Garry James (1982-85) | 491 | 2,217 |
| 8. Brad Davis (1972-74) | 456 | 2,165 |
| 9. Domanick Davis (1999-2002) | 455 | 2,056 |
| 10. Rondell Mealey (1996-99) | 453 | 2,238 |

YARDS PER RUSH (MIN. 400 ATT.)

| |
|--|
| 1. 5.32 Kevin Faulk, 1995-98 (4,557 in 856 att.) |
| 2. 4.94 Rondell Mealey, 1996-99 (2,238 in 453 att.) |
| 3. 4.86 Harvey Williams, 1986-90 (2,860 in 588 att.) |
| 4. 4.72 Charles Alexander, 1975-78 (4,035 in 855 att.) |



LaBrandon Toefield tied the SEC record with 19 rushing TDs in 2001.

RUSHES PER GAME

| |
|--|
| 1. 20.9 Kevin Faulk, 1995-98 (856 in 41 games) |
| 2. 20.0 Dalton Hilliard, 1982-85 (882 in 44 games) |
| 3. 19.4 Charles Alexander, 1975-78 (855 in 44 games) |
| 4. 16.54 Art Cantrelle, 1969-71 (397 in 24 games) |
| 5. 16.48 LaBrandon Toefield, 2000-02 (511 in 31 games) |

YARDS PER GAME

| |
|---|
| 1. 111.2 Kevin Faulk, 1995-98 (4,557 in 41 games) |
| 2. 92.0 Dalton Hilliard, 1982-85 (4,050 in 44 games) |
| 3. 91.7 Charles Alexander, 1975-78 (4,035 in 44 games) |
| 4. 73.9 LaBrandon Toefield, 2000-01 (2,291 in 31 games) |
| 5. 72.6 Harvey Williams, 1986-90 (2,904 in 40 games) |
| 6. 68.5 Art Cantrelle, 1969-71 (1,644 in 24 games) |

TOUCHDOWNS

| PLAYER | TDS |
|---------------------------------|-----|
| 1. Kevin Faulk (1995-98) | 46 |
| 2. Dalton Hilliard (1982-85) | 44 |
| 3. Charles Alexander (1975-78) | 40 |
| 4. Terry Robiskie (1973-76) | 31 |
| 5. Rondell Mealey (1996-99) | 29 |
| 6. Harvey Williams (1986-90) | 27 |
| Garry James (1982-85) | 27 |
| 8. LaBrandon Toefield (2000-02) | 26 |
| 9. Billy Cannon (1957-59) | 24 |
| 10. Herb Tyler (1995-98) | 23 |

100-YARD GAMES

| PLAYER | GAMES |
|---------------------------------|-------|
| 1. Kevin Faulk (1995-98) | 22 |
| 2. Dalton Hilliard (1982-85) | 20 |
| 3. Charles Alexander (1975-78) | 16 |
| 4. Harvey Williams (1986-90) | 8 |
| 5. Rondell Mealey (1996-99) | 7 |
| Steve Van Buren (1941-43) | 7 |
| LaBrandon Toefield (2000-02) | 7 |
| 8. Justin Vincent (2003) | 5 |
| Domanick Davis (1999-2002) | 5 |
| Terry Robiskie (1973-76) | 5 |
| Don Schwab (1963-65) | 5 |

Passing Records

INTRO THE CHAMPIONS THIS IS LSU PLAYERS COACHES PREVIEW REVIEW RECORDS HONORS HISTORY LSU MEDIA

Game

YARDS

| PLAYER | YARDS | ATT. | COMP. | TDS | OPPONENT (DATE) |
|---------------------|-------|------|-------|-----|------------------------|
| 1. Rohan Davey | 528 | 44 | 35 | 2 | Alabama (11/3/2001) |
| 2. Tommy Hodson | 438 | 49 | 31 | 4 | Tennessee (10/28/1989) |
| 3. Jesse Daigle | 394 | 44 | 25 | 3 | Miss. St. (11/16/1991) |
| 4. Rohan Davey | 383 | 38 | 27 | 2 | Kentucky (10/13/2001) |
| 5. Tommy Hodson | 381 | 30 | 18 | 3 | Ole Miss (11/4/1989) |
| 6. Jeff Wickersham | 368 | 51 | 33 | 0 | Miss. St. (11/12/1983) |
| 7. Rohan Davey | 359 | 33 | 19 | 3 | Arkansas (11/23/2001) |
| 8. Rohan Davey | 356 | 43 | 21 | 2 | Tennessee (9/29/2001) |
| Jamie Howard | 356 | 23 | 15 | 4 | Rice (9/23/1995) |
| 10. Jeff Wickersham | 344 | 37 | 22 | 3 | Alabama (11/5/1983) |

COMPLETIONS

| PLAYER | COMP. | ATT. | TDS | YARDS | OPPONENT (DATE) |
|--------------------|-------|------|-----|-------|--------------------------|
| 1. Rohan Davey | 35 | 44 | 2 | 528 | Alabama (11/3/2001) |
| 2. Jeff Wickersham | 33 | 51 | 0 | 368 | Miss. St.(11/12/1983) |
| 3. Jeff Wickersham | 31 | 42 | 0 | 294 | Notre Dame (11/23/1985) |
| Tommy Hodson | 31 | 49 | 4 | 438 | Tennessee (10/28/1989) |
| 5. Jeff Wickersham | 29 | 42 | 2 | 271 | Florida (9/8/1984) |
| Josh Booty | 29 | 58 | 1 | 285 | Auburn (9/18/1999) |
| 7. Chad Loup | 28 | 43 | 1 | 339 | Arkansas (11/27/1993) |
| 8. Rohan Davey | 27 | 38 | 2 | 383 | Kentucky (10/13/2001) |
| 9. Rohan Davey | 26 | 37 | 2 | 318 | Midd. Tenn. (11/10/2001) |
| 10. Alan Risher | 25 | 34 | 2 | 308 | Miss. St. 11/13/1982) |
| Jesse Daigle | 25 | 44 | 3 | 394 | Miss. St. 11/16/1991) |

ATTEMPTS

| PLAYER | ATT. | COMP. | YARDS | TDS | OPPONENT (DATE) |
|-----------------------|-----------|-----------|------------|----------|-------------------------|
| 1. Josh Booty | 58 | 29 | 285 | 1 | Auburn (9/18/1999) |
| 2. Jeff Wickersham | 51 | 33 | 368 | 0 | Miss. St. (11/12/1983) |
| 3. Tommy Hodson | 49 | 31 | 438 | 4 | Tennessee (10/28/1989) |
| 4. Tommy Hodson | 45 | 25 | 267 | 1 | Ohio St. (9/26/1987) |
| Jamie Howard | 45 | 17 | 215 | 1 | Florida (10/7/1995) |
| Josh Booty | 45 | 19 | 280 | 1 | Georgia (10/2/1999) |
| Marcus Randall | 45 | 19 | 193 | 1 | Texas (1/1/2003) |
| 8. Rohan Davey | 44 | 35 | 528 | 2 | Alabama (11/3/2001) |
| Jesse Daigle | 44 | 25 | 394 | 3 | Miss. St. (11/16/1991) |
| 10. Rohan Davey | 43 | 21 | 356 | 2 | Tennessee (9/29/2001) |
| Jamie Howard | 43 | 23 | 314 | 2 | So. Miss (11/12/1994) |
| Chad Loup | 43 | 28 | 339 | 1 | Arkansas (11/27/1993) |

COMPLETION PERCENTAGE


| | | |
|----------------|-------|---|
| (min. 5 att.) | 1.000 | Rohan Davey vs. W. Carolina, 9/2/2001 (11 of 11) |
| | 1.000 | Fred Haynes vs. Baylor, 10/5/1968 (9 of 9) |
| (min. 10 att.) | 1.000 | Rohan Davey vs. W. Carolina, 9/2/2001 (11 of 11) |
| | .917 | Nelson Stokley vs. Miss. St., 11/18/1967 (11 of 12) |
| | .909 | Matt Mauck vs. Arizona, 9/9/2003 (10 of 11) |
| (min. 20 att.) | .900 | Matt Mauck vs. La.Tech, 11/1/2003 (18 of 20) |
| | .808 | Alan Risher at Ole Miss, 10/31/1981 (21 of 26) |

MOST CONSECUTIVE COMPLETIONS

| | |
|-------|--|
| 1. 14 | Matt Mauck vs. La. Tech, 11/1/2003 (first 14 attempts) |
| | Chad Loup vs. Arkansas, 11/27/1993 (first 14 attempts) |
| 2. 12 | Alan Risher vs. Rice, 9/26/1981 |
| | Jeff Wickersham at Tulane, 11/30/1985 |
| | Tommy Hodson at Tennessee, 9/17/1988 |
| 5. 11 | Rohan Davey vs. W. Carolina, 9/2/2000 (only 11 attempts) |

CONSECUTIVE PASSES WITHOUT AN INTERCEPTION

| | |
|-----------|---|
| 1. 49 | Tommy Hodson vs. Tennessee (10/28/1989) |
| 2. 44 | Jesse Daigle vs. Mississippi State (11/16/1991) |
| 3. 43 | Rohan Davey vs. Tennessee (9/29/2001) |
| 4. 40 | Tommy Hodson at Ohio State (9/24/1988) |
| 5. 39 | Tommy Hodson at Ole Miss (11/1/1986) |
| 39 | Marcus Randall vs. Texas (1/1/2003) |



Tommy Hodson holds the LSU career record with 9,115 passing yards.

TOUCHDOWNS

| PLAYER | TDS | OPPONENT (DATE) |
|------------------|-----|------------------------------|
| 1. Matt Mauck | 4 | Western Illinois (9/13/2003) |
| Matt Mauck | 4 | Louisiana Tech (11/1/2003) |
| Matt Mauck | 4 | Arkansas (11/28/2003) |
| Steve Ensminger | 4 | Rice (9/24/1977) |
| Tommy Hodson | 4 | Ohio (9/30/1989) |
| Tommy Hodson | 4 | Tennessee (10/28/1989) |
| Jamie Howard | 4 | Rice (9/23/1995) |
| Herb Tyler | 4 | Akron (9/27/1997) |
| Rohan Davey | 4 | Tennessee (9/30/2000) |
| Josh Booty | 4 | Alabama (11/4/2000) |
| 11. 33 times | 3 | |
| Last: Matt Mauck | | Auburn (10/25/2003) |

LONGEST PASS (* DENOTES TOUCHDOWN)

| PLAY | YARDS | OPPONENT (DATE) |
|-------------------------------------|-------|-----------------------------|
| 1. Steve Ensminger to Carlos Carson | 82 | Georgia (10/14/1978)* |
| 2. Jamie Howard to Brett Bech | 81 | Ole Miss (10/29/1994) |
| 3. Y.A. Tittle to Dan Sandifer | 80 | Georgia Tech (10/19/1946)* |
| Norm Stevens to Al Doggett | 80 | Kentucky (1/11/1952)* |
| Jeff Wickersham to Eric Martin | 80 | Alabama (11/5/1983)* |
| Tommy Hodson to Sammy Martin | 80 | Rice (9/19/1987)* |
| Josh Booty to Reggie Robinson | 80 | W. Carolina (9/2/2000)* |
| 8. Chad Loup to Todd Kinchen | 79 | Texas A&M (9/29/1990)* |
| 9. Alan Risher to Orlando McDaniel | 76 | Florida State (10/24/1981)* |
| Jamie Howard to Brett Bech | 76 | Auburn (9/17/1994)* |

Season

YARDS

| PLAYER | YARDS | ATT. | COMP. | PCT. | TDS | GAMES |
|---------------------------|-------|------|-------|------|-----|-------|
| 1. Rohan Davey (2001) | 3,347 | 367 | 217 | 59.1 | 18 | 12 |
| 2. Matt Mauck (2003) | 2,825 | 358 | 229 | 64.0 | 28 | 14 |
| 3. Tommy Hodson (1989) | 2,655 | 317 | 183 | 57.7 | 22 | 11 |
| 4. Jeff Wickersham (1983) | 2,542 | 337 | 193 | 57.3 | 7 | 11 |
| 5. Tommy Hodson (1986) | 2,261 | 288 | 175 | 60.8 | 19 | 11 |
| 6. Jeff Wickersham (1984) | 2,165 | 312 | 178 | 57.1 | 12 | 11 |
| 7. Jeff Wickersham (1985) | 2,145 | 346 | 209 | 60.4 | 5 | 11 |
| 8. Tommy Hodson (1987) | 2,125 | 265 | 162 | 61.1 | 15 | 11 |
| 9. Josh Booty (2000) | 2,121 | 290 | 145 | 50.0 | 17 | 10 |
| 10. Tommy Hodson (1988) | 2,074 | 293 | 154 | 52.6 | 13 | 11 |

COMPLETIONS

| PLAYER | COMP. | ATT. | PCT. | TDS | YARDS | GAMES |
|---------------------------|-------|------|------|-----|-------|-------|
| 1. Matt Mauck (2003) | 229 | 358 | 64.0 | 28 | 2,825 | 14 |
| 2. Rohan Davey (2001) | 217 | 367 | 59.1 | 18 | 3,347 | 12 |
| 3. Jeff Wickersham (1985) | 209 | 346 | 60.4 | 5 | 2,145 | 11 |
| 4. Jeff Wickersham (1983) | 193 | 337 | 57.3 | 7 | 2,542 | 11 |
| 5. Tommy Hodson (1989) | 183 | 317 | 57.7 | 22 | 2,655 | 11 |
| 6. Jeff Wickersham (1984) | 178 | 312 | 57.1 | 12 | 2,165 | 11 |
| 7. Tommy Hodson (1986) | 175 | 288 | 60.8 | 19 | 2,261 | 11 |
| 8. Tommy Hodson (1987) | 162 | 265 | 61.1 | 15 | 2,125 | 11 |
| Josh Booty (1999) | 162 | 333 | 48.6 | 7 | 1,830 | 10 |
| 10. Tommy Hodson (1988) | 154 | 293 | 52.6 | 13 | 2,074 | 11 |

ATTEMPTS

| PLAYER | ATT. | COMP. | PCT. | TDS | YARDS | GAMES |
|---------------------------|------|-------|------|-----|-------|-------|
| 1. Rohan Davey (2001) | 367 | 217 | 59.1 | 18 | 3,347 | 12 |
| 2. Matt Mauck (2003) | 358 | 229 | 64.0 | 28 | 2,825 | 14 |
| 3. Jeff Wickersham (1985) | 346 | 209 | 60.4 | 5 | 2,145 | 11 |
| 4. Jeff Wickersham (1983) | 337 | 193 | 57.3 | 7 | 2,542 | 11 |
| 5. Josh Booty (1999) | 333 | 162 | 48.6 | 7 | 1,830 | 10 |
| 6. Tommy Hodson (1989) | 317 | 183 | 57.7 | 22 | 2,655 | 11 |
| 7. Jeff Wickersham (1984) | 312 | 178 | 57.1 | 12 | 2,165 | 11 |
| 8. Tommy Hodson (1988) | 293 | 154 | 52.6 | 13 | 2,074 | 11 |
| 9. Josh Booty (2000) | 290 | 145 | 50.0 | 17 | 2,121 | 10 |
| 10. Tommy Hodson (1986) | 288 | 175 | 60.8 | 19 | 2,261 | 11 |

COMPLETION PERCENTAGE (MIN. 50 ATT.)

| PLAYER | PCT. | ATT. | COMP. | TDS | YARDS | GAMES |
|------------------------|------|------|-------|-----|-------|-------|
| 1. Herb Tyler (1995) | 65.2 | 69 | 45 | 5 | 589 | 4 |
| 2. Rohan Davey (2000) | 64.4 | 59 | 38 | 7 | 577 | 4 |
| 3. Matt Mauck (2003) | 64.0 | 358 | 229 | 28 | 2,825 | 14 |
| Nelson Stokley (1965) | 64.0 | 50 | 32 | 3 | 468 | 10 |
| 5. Alan Risher (1982) | 63.7 | 234 | 149 | 17 | 1,834 | 11 |
| 6. Alan Risher (1981) | 63.0 | 238 | 150 | 5 | 1,780 | 11 |
| 7. Herb Tyler (1998) | 61.2 | 250 | 153 | 18 | 2,018 | 10 |
| 8. Tommy Hodson (1987) | 61.1 | 265 | 162 | 15 | 2,125 | 11 |
| 9. Tommy Hodson (1986) | 60.8 | 288 | 175 | 19 | 2,261 | 11 |
| Herb Tyler (1997) | 60.8 | 209 | 127 | 10 | 1,581 | 11 |

TOUCHDOWNS

| PLAYER | TDS | ATT. | COMP. | PCT. | YARDS | GAMES |
|------------------------|-----|------|-------|------|-------|-------|
| 1. Matt Mauck (2003) | 28 | 358 | 229 | 64.0 | 2,825 | 14 |
| 2. Tommy Hodson (1989) | 22 | 317 | 183 | 57.7 | 2,655 | 11 |
| 3. Tommy Hodson (1986) | 19 | 288 | 175 | 60.8 | 2,261 | 11 |
| 4. Rohan Davey (2001) | 18 | 367 | 217 | 59.1 | 3,347 | 12 |
| Herb Tyler (1998) | 18 | 250 | 153 | 61.2 | 2,018 | 10 |
| 6. Alan Risher (1982) | 17 | 234 | 149 | 63.7 | 1,834 | 11 |
| Josh Booty (2000) | 17 | 290 | 145 | 50.0 | 2,121 | 10 |
| 8. Tommy Hodson (1987) | 15 | 265 | 162 | 61.1 | 2,125 | 11 |
| 9. Bert Jones (1972) | 14 | 199 | 103 | 51.8 | 1,446 | 11 |
| 10. Y.A. Tittle (1946) | 13 | 95 | 45 | 47.4 | 780 | 10 |
| Tommy Hodson (1988) | 13 | 293 | 154 | 52.6 | 2,074 | 11 |
| Jamie Howard (1994) | 13 | 274 | 140 | 51.1 | 1,997 | 11 |

Career

| PLAYER | YARDS | COMP. | ATT. | PCT. | TDS |
|------------------------------|-------|-------|-------|------|-----|
| 1. Tommy Hodson (1986-89) | 9,115 | 674 | 1,163 | 58.0 | 69 |
| 2. Jeff Wickersham (1982-85) | 6,921 | 587 | 1,005 | 58.4 | 25 |
| 3. Jamie Howard (1992-95) | 6,158 | 459 | 934 | 49.1 | 34 |
| 4. Herb Tyler (1995-98) | 5,876 | 434 | 715 | 60.7 | 40 |
| 5. Alan Risher (1980-82) | 4,585 | 381 | 615 | 62.0 | 31 |
| 6. Rohan Davey (1998-2001) | 4,415 | 478 | 286 | 59.8 | 29 |
| 7. Josh Booty (1999-2000) | 3,951 | 307 | 623 | 49.3 | 24 |
| 8. Matt Mauck (2001-03) | 3,831 | 310 | 529 | 58.6 | 37 |
| 9. Bert Jones (1970-72) | 3,225 | 220 | 418 | 52.6 | 28 |
| 10. Chad Loup (1990-93) | 3,167 | 267 | 468 | 57.1 | 15 |

COMPLETIONS

| PLAYER | COMP. | ATT. | PCT. | TDS | YARDS |
|------------------------------|-------|-------|------|-----|-------|
| 1. Tommy Hodson (1986-89) | 674 | 1,163 | 58.0 | 69 | 9,115 |
| 2. Jeff Wickersham (1982-85) | 587 | 1,005 | 58.4 | 25 | 6,921 |
| 3. Jamie Howard (1992-95) | 459 | 934 | 49.1 | 34 | 6,158 |
| 4. Herb Tyler (1995-98) | 434 | 715 | 60.7 | 40 | 5,876 |
| 5. Alan Risher (1980-82) | 381 | 615 | 62.0 | 31 | 4,585 |
| 6. Matt Mauck (2001-03) | 310 | 529 | 58.6 | 37 | 3,831 |
| 7. Josh Booty (1999-2000) | 307 | 623 | 49.3 | 24 | 3,951 |
| 8. Rohan Davey (1998-2001) | 286 | 478 | 59.8 | 29 | 4,415 |
| 9. Chad Loup (1990-93) | 267 | 468 | 57.1 | 15 | 3,167 |
| 10. Bert Jones (1970-72) | 220 | 418 | 52.6 | 28 | 3,225 |

ATTEMPTS

| PLAYER | ATT. | COMP. | PCT. | TDS | YARDS |
|-------------------------------|-------|-------|------|-----|-------|
| 1. Tommy Hodson (1986-89) | 1,163 | 674 | 58.0 | 69 | 9,115 |
| 2. Jeff Wickersham (1982-85) | 1,005 | 587 | 58.4 | 25 | 6,921 |
| 3. Jamie Howard (1992-95) | 934 | 459 | 49.1 | 34 | 6,158 |
| 4. Herb Tyler (1995-98) | 715 | 434 | 60.7 | 40 | 5,876 |
| 5. Josh Booty (1999-2000) | 623 | 307 | 49.3 | 24 | 3,951 |
| 6. Alan Risher (1980-82) | 615 | 381 | 62.0 | 31 | 4,585 |
| 7. Matt Mauck (2001-03) | 529 | 310 | 58.6 | 37 | 3,831 |
| 8. Rohan Davey (1998-2001) | 478 | 286 | 59.8 | 29 | 4,415 |
| 9. Chad Loup (1990-93) | 468 | 267 | 57.1 | 15 | 3,167 |
| 10. Steve Ensminger (1976-79) | 434 | 196 | 45.2 | 16 | 2,770 |

COMPLETION PERCENTAGE (MIN. 400 ATT.)

| PLAYER | PCT. | ATT. | COMP. | TDS | YARDS |
|------------------------------|------|-------|-------|-----|-------|
| 1. Alan Risher (1980-82) | 62.0 | 615 | 381 | 31 | 4,585 |
| 2. Herb Tyler (1995-98) | 60.7 | 715 | 434 | 40 | 5,876 |
| 3. Rohan Davey (1998-2001) | 59.8 | 478 | 286 | 29 | 4,415 |
| 4. Matt Mauck (2001-03) | 58.6 | 529 | 310 | 37 | 3,831 |
| 5. Jeff Wickersham (1982-85) | 58.4 | 1,005 | 587 | 25 | 6,921 |
| 6. Tommy Hodson (1986-89) | 58.0 | 1,163 | 674 | 69 | 9,115 |
| 7. Chad Loup (1990-93) | 57.1 | 468 | 267 | 15 | 3,167 |
| 8. Bert Jones (1970-72) | 52.6 | 418 | 220 | 28 | 3,225 |
| 9. Josh Booty (1999-2000) | 49.3 | 623 | 307 | 24 | 3,951 |
| 10. Jamie Howard (1992-95) | 49.1 | 934 | 459 | 34 | 6,158 |

TOUCHDOWNS

| PLAYER | TDS | ATT. | COMP. | PCT. | YARDS |
|------------------------------|-----|-------|-------|------|-------|
| 1. Tommy Hodson (1986-89) | 69 | 1,163 | 674 | 58.0 | 9,115 |
| 2. Herb Tyler (1995-98) | 40 | 715 | 434 | 60.7 | 5,876 |
| 3. Matt Mauck (2001-03) | 37 | 529 | 310 | 58.6 | 3,831 |
| 4. Jamie Howard (1992-95) | 34 | 934 | 459 | 49.1 | 6,158 |
| 5. Alan Risher (1980-82) | 31 | 615 | 381 | 62.0 | 4,585 |
| 6. Rohan Davey (1998-2001) | 29 | 478 | 286 | 59.8 | 4,415 |
| 7. Bert Jones (1970-72) | 28 | 418 | 220 | 52.6 | 3,225 |
| 8. Jeff Wickersham (1982-85) | 25 | 1,005 | 587 | 58.4 | 6,921 |
| 9. Josh Booty (1999-2000) | 24 | 623 | 307 | 49.3 | 3,951 |
| 10. Y.A. Tittle (1944-47) | 23 | 330 | 171 | 54.1 | 2,525 |

CONSECUTIVE PASSES WITHOUT AN INTERCEPTION

- 137 Alan Risher, 1982
- 125 Rohan Davey, 2000-01
- 124 Marcus Randall, 2002-03**
- 105 Tommy Hodson, 1987-88



Passing/Total Offensive Records

Game

PLAYS

- 61 Josh Booty vs. Auburn, 9/18/1999 (3 rush, 58 pass)
- 56 Marcus Randall vs. Texas, 1/1/2003 (11 rush, 45 pass)**
- 55 Tommy Hodson vs. Tennessee, 10/28/1989 (6 rush, 49 pass)
- 53 Jeff Wickersham vs. Miss. State, 11/12/1983 (2 rush, 51 pass)
53 Herb Tyler at Ole Miss, 10/31/1998 (14 rush, 39 pass)
- 51 Jesse Daigle vs. Miss. State, 11/16/1991 (7 rush, 44 pass)
51 Chad Loup vs. Arkansas, 11/27/1993 (8 rush, 43 pass)
- 50 Chad Loup at Florida, 10/6/1990 (8 rush, 42 pass)
Jamie Howard vs. So. Miss, 11/12/1994 (7 rush, 43 pass)

| YARDS PLAYER | RUSHING | | PASSING | | TOTAL TOTAL PLAYS OPPONENT (YEAR) |
|--------------------|---------|-------|---------|-------|--------------------------------------|
| | YARDS | YARDS | YARDS | YARDS | |
| 1. Rohan Davey | 12 | 528 | 540 | 47 | Alabama (11/3/2001) |
| 2. Tommy Hodson | -5 | 438 | 433 | 55 | Tennessee (10/28/1989) |
| 3. Jesse Daigle | 6 | 394 | 400 | 51 | Miss. State (11/16/1991) |
| 4. Tommy Hodson | -1 | 381 | 380 | 37 | Ole Miss (11/4/1989) |
| 5. Jeff Wickersham | -2 | 368 | 366 | 53 | Miss. State (11/12/1983) |
| 6. Rohan Davey | -21 | 383 | 362 | 42 | Kentucky (10/13/2001) |
| 7. Jamie Howard | 0 | 356 | 356 | 23 | Rice (9/23/1995) |
| 8. Rohan Davey | -6 | 359 | 353 | 35 | Arkansas (11/23/2001) |
| 9. Jamie Howard | 8 | 339 | 347 | 41 | Florida (10/10/1992) |
| 10. Rohan Davey | -12 | 356 | 344 | 48 | Tennessee (9/29/2001) |

YARDS GAINED PER PLAY (MIN. 20 PLAYS)

- 15.4 Jamie Howard vs. Rice, 9/23/1995 (356 yards on 23 plays)
- 11.4 Rohan Davey vs. Alabama, 11/3/2001 (540 yards on 47 plays)
- 11.7 Kevin Faulk vs. Houston, 9/7/1996 (246 yards on 21 plays)
- 10.9 Bert Jones vs. Auburn, 10/14/1972 (240 yards on 22 plays)

• - SEC Record

Season

PLAYS

- 437 Matt Mauck, 2003 (79 rush, 358 pass)
- 414 Jeff Wickersham, 1985 (68 rush, 346 pass)
- 405 Rohan Davey, 2001 (38 rush, 367 pass)
- 395 Jeff Wickersham, 1983 (58 rush, 337 pass)
- 373 Tommy Hodson, 1989 (56 rush, 317 pass)
- 360 Josh Booty, 1999 (27 rush, 333 pass)
- 355 Alan Risher, 1981 (117 rush, 238 pass)

| YARDS PLAYER (YEAR) | --RUSHING-- | | --PASSING-- | | TOTAL YARDS |
|----------------------------|-------------|-------|-------------|-------|----------------|
| | ATT. | YARDS | ATT. | YARDS | |
| 1. Rohan Davey (2001) | 38 | 4 | 367 | 3,347 | 3,351 |
| 2. Matt Mauck (2003) | 79 | 97 | 358 | 2,825 | 2,922 |
| 3. Tommy Hodson (1989) | 56 | -51 | 317 | 2,655 | 2,604 |
| 4. Jeff Wickersham (1983) | 58 | -106 | 337 | 2,542 | 2,436 |
| 5. Tommy Hodson (1986) | 33 | -42 | 288 | 2,261 | 2,219 |
| 6. Herb Tyler (1998) | 85 | 182 | 250 | 2,018 | 2,200 |
| 7. Josh Booty (2000) | 26 | 0 | 290 | 2,121 | 2,121 |
| 8. Tommy Hodson (1987) | 22 | -22 | 265 | 2,125 | 2,103 |
| 9. Jeff Wickersham (1985) | 68 | -61 | 346 | 2,145 | 2,064 |
| 10. Jeff Wickersham (1984) | 41 | -84 | 312 | 2,165 | 2,061 |

YARDS PER GAME

- 279.2 Rohan Davey, 2001 (3,351 in 12 games)
- 236.7 Tommy Hodson, 1989 (2,604 in 11 games)
- 221.5 Jeff Wickersham, 1983 (2,436 in 11 games)
- 220.0 Herb Tyler, 1998 (2,200 in 10 games)
- 212.2 Josh Booty, 2000 (2,121 in 10 games)
- 208.7 Matt Mauck, 2003 (2,922 in 14 games)
- 201.8 Tommy Hodson, 1986 (2,219 in 11 games)
- 200.0 Jamie Howard, 1995 (1,400 in 7 games)

YARDS GAINED PER PLAY (MIN. 300 YARDS)

- 8.3 Rohan Davey, 2001 (3,351 yards on 405 plays)
- 7.0 Tommy Hodson, 1989 (2,604 yards on 373 plays)



Rohan Davey tied an SEC record with 540 total yards against Alabama in 2001.

Career

PLAYS

- 1,307 Tommy Hodson, 1986-89 (144 rush, 1,163 pass)
- 1,181 Jeff Wickersham, 1982-85 (176 rush, 1,005 pass)
- 1,063 Jamie Howard, 1992-95 (129 rush, 934 pass)
- 1,006 Herb Tyler, 1995-98 (291 rush, 715 pass)
- 992 Alan Risher, 1980-82 (377 rush, 615 pass)

YARDS

| PLAYER, POSITION (YEARS) | --RUSHING-- | | --PASSING-- | | TOTAL YARDS |
|------------------------------------|-------------|-------|-------------|-------|----------------|
| | ATT. | YARDS | ATT. | YARDS | |
| 1. Tommy Hodson, QB (1986-89) | 144 | -177 | 1,163 | 9,115 | 8,938 |
| 2. Jeff Wickersham, QB (1982-85) | 176 | -216 | 1,005 | 6,921 | 6,705 |
| 3. Herb Tyler, QB (1995-98) | 291 | 778 | 715 | 5,876 | 6,654 |
| 4. Jamie Howard, QB (1992-95) | 129 | -598 | 934 | 6,158 | 5,560 |
| 5. Alan Risher, QB (1980-82) | 377 | 542 | 615 | 4,585 | 5,127 |
| 6. Rohan Davey, QB (1998-2001) | 66 | 77 | 478 | 4,415 | 4,492 |
| 7. Matt Mauck, QB (2001-03) | 149 | 345 | 529 | 3,831 | 4,176 |
| 8. Charles Alexander, TB (1975-78) | 855 | 4,035 | 2 | 17 | 4,052 |
| 9. Dalton Hilliard, RB (1982-85) | 882 | 4,040 | 0 | 0 | 4,050 |
| 10. Josh Booty, QB (1999-2000) | 53 | -83 | 623 | 3,951 | 3,868 |

YARDS PER GAME

- 203.1 Tommy Hodson, 1986-89 (8,938 in 44 games)
- 197.5 Josh Booty, 1999-2000 (3,951 in 20 games)
- 184.8 Herb Tyler, 1995-98 (6,654 in 36 games)
- 181.6 Matt Mauck, 2001-03 (4,176 in 23 games)
- 179.7 Rohan Davey, 1998-2001 (4,492 in 25 games)
- 176.4 Jeff Wickersham, 1982-85 (6,705 in 38 games)
- 155.4 Alan Risher, 1980-82 (5,127 in 33 games)
- 154.4 Jamie Howard, 1992-95 (5,560 in 36 games)
- 121.5 Nelson Stokley, 1965-67 (2,308 in 19 games)

YARDS GAINED PER PLAY (MIN. 900 PLAYS)

- 6.8 Tommy Hodson, 1986-89 (8,938 yards on 1,307 plays)
- 6.6 Herb Tyler, 1995-98 (6,654 on 1,006 plays)
- 5.7 Jeff Wickersham, 1982-85 (6,705 yards on 1,181 plays)

Game

RECEPTIONS

| PLAYER | REC. | YDS | TDS | OPPONENT (DATE) |
|--------------------|------|-----|-----|------------------------------|
| 1. Josh Reed | •19 | 293 | 2 | Alabama (11/3/2001) |
| Wendell Davis | 14 | 208 | 1 | Ole Miss (11/1/1986) |
| 3. Jerel Myers | 13 | 153 | 0 | Auburn (9/18/1999) |
| 4. Michael Clayton | 12 | 130 | 1 | Alabama (11/15/2003) |
| 5. Tommy Morel | 11 | 152 | 3 | Mississippi St. (11/18/1967) |
| Charles Alexander | 11 | 94 | 1 | Kentucky (10/21/1978) |
| Wendell Davis | 11 | 123 | 0 | Georgia (10/10/1987) |
| 8. Tommy Morel | 10 | 103 | 1 | Tulane (11/23/1968) |
| Andy Hamilton | 10 | 165 | 1 | Baylor (10/3/1970) |
| Alvin Lee | 10 | 128 | 2 | Tennessee (9/17/1988) |
| Larry Foster | 10 | 111 | 1 | Auburn (9/19/1998) |
| Abram Booty | 10 | 116 | 0 | Arkansas (11/28/1997) |
| Josh Reed | 10 | 113 | 1 | Mississippi St. (10/21/2000) |
| Reggie Robinson | 10 | 103 | 0 | Mississippi St. (10/21/2000) |
| Josh Reed | 10 | 146 | 2 | Mississippi St. (11/20/2001) |
| Josh Reed | 10 | 186 | 1 | Auburn (12/1/2001) |

YARDS


| PLAYER | YARDS | REC | AVG. | TDS | OPPONENT (DATE) |
|-------------------|-------|-----|------|-----|------------------------------|
| 1. Josh Reed | •293 | 19 | 15.4 | 1 | Alabama (11/3/2001) |
| 2. Todd Kinchen | 248 | 9 | 27.6 | 1 | Mississippi St. (11/16/1991) |
| 3. Eric Martin | 209 | 8 | 26.1 | 2 | Alabama (11/5/1983) |
| 4. Wendell Davis | 208 | 14 | 14.9 | 1 | Ole Miss (11/1/1986) |
| 5. Carlos Carson | 201 | 5 | 40.2 | 5 | Rice (9/24/1977) |
| Sheddrick Wilson | 201 | 9 | 22.3 | 3 | Rice (9/23/1995) |
| 7. Eddie Kennison | 195 | 6 | 32.5 | 1 | Utah State. (10/2/1993) |
| 8. Josh Reed | 186 | 10 | 18.6 | 1 | Auburn (12/1/2001) |
| 9. Wendell Davis | 184 | 9 | 20.4 | 2 | N. Carolina (10/25/1986) |
| 10. Josh Reed | 183 | 7 | 26.1 | 2 | Arkansas (11/23/2001) |

YARDS PER RECEPTION (MIN. 5 CATCHES)

- 1. 40.2 Devery Henderson at Kentucky, 11-9-2002 (5 for 201)
- 40.2 Carlos Carson vs. Rice, 9-24-1977 (5 for 201)
- 3. 32.5 Eddie Kennison vs. Utah State, 10-2-1993 (6 for 195)
- 4. 27.6 Todd Kinchen vs. Mississippi State, 11-16-1991 (9 for 248)
- 5. 27.4 Josh Reed vs. Western Carolina, 9-2-2000 (5 for 137)
- 27.4 Larry Foster vs. Kentucky, 10-17-1998 (5 for 137)

TOUCHDOWNS

| PLAYER | TDS | REC. | YARDS | OPPONENT (DATE) |
|---------------------|-----|------|-------|------------------------------|
| 1. Carlos Carson | ^5 | 5 | 201 | Rice (9/24/1977) |
| 2. Tony Moss | 4 | 7 | 123 | Ohio University (9/30/1989) |
| 3. Devery Henderson | 3 | 5 | 201 | Kentucky (11/9/2002) |
| Josh Reed | 3 | 7 | 146 | Tennessee (9/30/2000) |
| Tommy Morel | 3 | 11 | 152 | Mississippi St. (11/18/1967) |
| Andy Hamilton | 3 | 7 | 153 | Notre Dame (11/20/1971) |
| Gerald Keigley | 3 | 5 | 103 | Auburn (10/14/1972) |
| Wendell Davis | 3 | 3 | 83 | Tulane (11/29/1986) |
| Wendell Davis | 3 | 6 | 133 | Ole Miss (10/31/1987) |
| Wendell Davis | 3 | 9 | 132 | South Carolina (12/31/1987) |
| Sheddrick Wilson | 3 | 9 | 201 | Rice (9/23/1995) |



Wendell Davis

Season

RECEPTIONS

| PLAYER | REC. | YARDS | AVG. | TDS | LONG |
|----------------------------|------|-------|------|-----|------|
| 1. Josh Reed (2001) | 94 | 1,740 | 18.5 | 7 | 49 |
| 2. Wendell Davis (1986) | 80 | 1,244 | 15.6 | 11 | 49 |
| 3. Michael Clayton (2003) | 78 | 1,079 | 13.8 | 10 | 66 |
| 4. Wendell Davis (1987) | 72 | 993 | 13.8 | 7 | 45 |
| 5. Josh Reed (2000) | 65 | 1,127 | 17.3 | 10 | 75 |
| 6. Jerel Myers (1999) | 64 | 854 | 13.3 | 2 | 58 |
| 7. Sheddrick Wilson (1995) | 60 | 845 | 14.1 | 6 | 52 |
| 8. Tony Moss (1989) | 59 | 934 | 15.8 | 9 | 55 |
| 9. Michael Clayton (2002) | 57 | 749 | 13.1 | 5 | 48 |
| 10. Larry Foster (1998) | 56 | 722 | 12.9 | 4 | 50 |

YARDS

| PLAYER | REC. | YARDS | AVG. | TDS | LONG |
|-----------------------------|------|--------|------|-----|------|
| 1. Josh Reed (2001) | 94 | •1,740 | 18.5 | 7 | 49 |
| 2. Wendell Davis (1986) | 80 | 1,244 | 15.6 | 11 | 49 |
| 3. Josh Reed (2000) | 65 | 1,127 | 17.3 | 10 | 75 |
| 4. Michael Clayton (2003) | 78 | 1,079 | 13.8 | 10 | 66 |
| 5. Eric Martin (1983) | 52 | 1,064 | 20.5 | 5 | 80 |
| 6. Wendell Davis (1987) | 72 | 993 | 13.8 | 7 | 45 |
| 7. Tony Moss (1988) | 55 | 957 | 17.4 | 6 | 48 |
| 8. Tony Moss (1989) | 59 | 934 | 15.8 | 9 | 55 |
| 9. Andy Hamilton (1970) | 39 | 870 | 22.3 | 6 | 73 |
| 10. Devery Henderson (2003) | 53 | 861 | 16.2 | 11 | 64 |

YARDS PER RECEPTION

- (min. 25 catches) 22.3 Andy Hamilton, 1970 (39 for 870)
- (min. 50 catches) 20.5 Eric Martin, 1983 (52 for 1,064)
- 18.5 Josh Reed, 2001 (94 for 1,740)
- 17.3 Josh Reed, 2000 (65 for 1,127)
- 16.2 Devery Henderson, 2003 (53 for 861)
- 16.1 Todd Kinchen, 1991 (53 for 855)
- 15.8 Tony Moss, 1989 (59 for 934)
- (min. 75 catches) 18.5 Josh Reed, 2001 (94 for 1,740)
- 15.6 Wendell Davis, 1986 (80 for 1,244)

YARDS PER GAME

- 1. •145.0 Josh Reed, 2001 (1,740 in 12 games)
- 2. 113.1 Wendell Davis, 1986 (1,244 in 11 games)
- 3. 102.5 Josh Reed, 2000 (1,127 in 11 games)
- 4. 97.0 Eric Martin, 1983 (1,064 in 11 games)

TOUCHDOWNS

| PLAYER | TDS | REC. | YARDS |
|-------------------------------|-----|------|-------|
| 1. Devery Henderson (2003) | 11 | 53 | 861 |
| Wendell Davis (1986) | 11 | 80 | 1,244 |
| 3. Michael Clayton (2003) | 10 | 78 | 1,079 |
| Josh Reed (2000) | 10 | 65 | 1,127 |
| Carlos Carson (1977) | 10 | 23 | 552 |
| 6. Andy Hamilton (1971) | 9 | 45 | 854 |
| Tony Moss (1989) | 9 | 59 | 934 |
| Eddie Fuller (1989) | 9 | 38 | 477 |
| 9. Devery Henderson (2002) | 8 | 23 | 447 |
| 10. Ken Kavanaugh, Sr. (1939) | 7 | 30 | 470 |
| Gerald Keigley (1972) | 7 | 27 | 433 |
| Eric Martin (1982) | 7 | 45 | 817 |
| Wendell Davis (1987) | 7 | 72 | 993 |
| Josh Reed (2001) | 7 | 94 | 1,740 |

100-YARD GAMES

| NO. NAME | GAMES |
|---------------------------|-------|
| 1. Josh Reed (2001) | 11 |
| 2. Josh Reed (2000) | 6 |
| Wendell Davis (1987) | 6 |
| Wendell Davis (1986) | 6 |
| 5. Tony Moss (1988) | 5 |
| Andy Hamilton (1971) | 5 |
| 7. Michael Clayton (2003) | 4 |
| Todd Kinchen (1990) | 4 |
| Tony Moss (1989) | 4 |
| Eric Martin (1983) | 4 |
| Eric Martin (1982) | 4 |
| Andy Hamilton (1970) | 4 |
| Tommy Morel (1968) | 4 |

• - SEC Record
^ - NCAA Record

Receiving Records

INTRO

THE CHAMPIONS

THIS IS LSU

PLAYERS

COACHES

PREVIEW

REVIEW



Andy Hamilton scored this 62-yard touchdown on the first play of LSU's 21-20 win over Auburn in 1969.

RECORDS

HONORS

HISTORY

LSU

MEDIA

Career

RECEPTIONS

| PLAYER | REC. | YARDS | AVG. | TDS |
|-------------------------------|------|-------|------|-----|
| 1. Wendell Davis (1984-87) | 183 | 2,708 | 14.8 | 19 |
| 2. Michael Clayton (2001-03) | 182 | 2,582 | 14.2 | 21 |
| 3. Josh Reed (1999-2001) | 167 | 3,001 | 17.9 | 17 |
| 4. Eric Martin (1981-84) | 152 | 2,625 | 17.3 | 14 |
| 5. Jerel Myers (1999-2002) | 149 | 1,843 | 12.4 | 6 |
| 6. Tony Moss (1986-89) | 132 | 2,196 | 16.6 | 16 |
| 7. Larry Foster (1996-99) | 125 | 1,747 | 13.9 | 12 |
| 8. Garry James (1982-85) | 122 | 994 | 8.2 | 3 |
| 9. Sheddrick Wilson (1992-95) | 121 | 1,536 | 12.7 | 9 |
| 10. Abram Booty (1997-2000) | 117 | 1,768 | 15.1 | 8 |

YARDS

| PLAYER | YARDS | REC. | AVG. | TDS |
|------------------------------|-------|------|------|-----|
| 1. Josh Reed (1999-2001) | 3,001 | 167 | 17.9 | 17 |
| 2. Wendell Davis (1984-87) | 2,708 | 183 | 14.8 | 19 |
| 3. Eric Martin (1981-84) | 2,625 | 152 | 17.3 | 14 |
| 4. Michael Clayton (2001-03) | 2,582 | 182 | 14.2 | 21 |
| 5. Tony Moss (1986-89) | 2,196 | 132 | 16.6 | 16 |
| 6. Andy Hamilton (1969-71) | 1,995 | 100 | 19.5 | 18 |
| 7. Todd Kinchen (1988-91) | 1,911 | 112 | 17.1 | 10 |
| 8. Jerel Myers (1999-2002) | 1,843 | 149 | 12.4 | 6 |
| 9. Abram Booty (1997-00) | 1,768 | 117 | 15.1 | 8 |
| 10. Larry Foster (1996-99) | 1,747 | 125 | 13.9 | 12 |

YARDS PER RECEPTION (MIN. 100 CATCHES)

- 19.5 Andy Hamilton, 1969-71 (100 for 1,995)
- 17.9 Josh Reed, 1999-2001 (167 for 3,001)
- 17.3 Eric Martin, 1981-84 (152 for 2,625)
- 16.6 Tony Moss, 1986-89 (132 for 2,196)

TOUCHDOWNS

| PLAYER | TDS | REC. | YARDS | AVG. |
|-------------------------------|-----|------|-------|------|
| 1. Michael Clayton (2001-03) | 21 | 182 | 2,582 | 14.2 |
| 2. Devery Henderson (2000-03) | 19 | 77 | 1,300 | 16.9 |
| Wendell Davis (1984-87) | 19 | 183 | 2,708 | 14.8 |
| 4. Andy Hamilton (1969-71) | 18 | 100 | 1,995 | 19.5 |
| 5. Josh Reed (1999-2001) | 17 | 167 | 3,001 | 17.9 |
| Ken Kavanaugh, Sr. (1937-39) | 17 | 58 | 1,074 | 18.5 |
| 7. Tony Moss (1986-89) | 16 | 132 | 2,196 | 16.6 |
| 8. Eddie Fuller (1986-89) | 15 | 75 | 884 | 11.8 |
| 9. Carlos Carson (1977-79) | 14 | 89 | 1,728 | 19.4 |
| Eric Martin (1981-84) | 14 | 152 | 2,625 | 17.3 |

100-YARD GAMES

| NO. NAME | GAMES |
|--------------------------------|-------|
| 1. Josh Reed (1999-2001) | 18 |
| 2. Wendell Davis (1984-87) | 13 |
| 3. Eric Martin (1981-84) | 10 |
| 4. Tony Moss (1986-89) | 9 |
| Andy Hamilton (1969-71) | 9 |
| 6. Todd Kinchen (1989-91) | 8 |
| 7. Michael Clayton (2001-03) | 7 |
| 8. Abram Booty (1997-99) | 5 |
| Tommy Morel (1966-68) | 5 |
| 10. Devery Henderson (2000-03) | 4 |
| Jerel Myers (1999-2002) | 4 |
| Eddie Kennison (1993-95) | 4 |
| Brett Bech (1992-94) | 4 |
| Carlos Carson (1977-79) | 4 |



Game

PUNT RETURNS

- 7 Young Bussey at Tulane, 12/2/1939 (86 yards)
- Sammy Grezaffi at Ole Miss, 11/4/1967 (42 yards)
- Norman Jefferson at Ole Miss, 10/29/1983 (169 yards)
- Norman Jefferson vs. Miami (Ohio), 9/20/1986 (35 yards)
- Eddie Kennison vs. Kentucky, 10/15/1994 (47 yards)

PUNT RETURN YARDS

| NAME | RET. | YARDS | OPPONENT |
|------------------------|------|-------|--------------------------------|
| 1. Norman Jefferson | 7 | 169 | Ole Miss (10/29/1983) |
| 2. Joe Labruzzo | 3 | 145 | Rice (9/25/1965) |
| 3. Eddie Kennison | 3 | 141 | Mississippi State (9/10/1994) |
| Tommy Casanova | 3 | 141 | Ole Miss (12/5/1970) |
| 5. Domanick Davis | 4 | 128 | Mississippi State (9/28/2002) |
| 6. Craig Burns | 3 | 127 | Mississippi State (11/14/1970) |
| 7. Kenny Konz | 3 | 125 | Tulane (11/26/1949) |
| 8. Skyler Green | 4 | 123 | Florida (10/11/2003) |
| 9. Sammy Grezaffi | 4 | 122 | Tulane (11/20/1965) |
| 10. Domanick Davis | 5 | 116 | Miami, (Ohio) (9/14/2002) |

KICKOFF RETURNS

- 6 Eddie Kennison at Texas A&M, 9/2/1995 (115 yards)
- 5 Robert Dow vs. Vanderbilt, 9/9/1976 (58 yards)
- 5 Domanick Davis vs. Arkansas, 11/23/2001 (84 yards)
- 5 Domanick Davis vs. Alabama, 11/16/2002 (107 yards)

KICKOFF RETURN YARDS

| NAME | RET. | YARDS | OPPONENT |
|--------------------|------|-------|-----------------------------|
| 1. Eddie Kennison | 6 | 155 | Texas A&M (9/2/1995) |
| 2. Eric Martin | 2 | 145 | Kentucky (10/17/1981) |
| 3. Hokie Gajan | 3 | 137 | Wyoming (12/2/1978) |
| 4. Red Brodnax | 3 | 133 | Florida (10/26/1957) |
| 5. Billy Cannon | 2 | 123 | Texas Tech (10/5/1957) |
| 6. Rondell Mealey | 3 | 121 | Arkansas (11/27/1998) |
| Sammy Grezaffi | 2 | 121 | Tennessee (10/28/1967) |
| 8. Eric Martin | 3 | 119 | Tennessee (10/9/1982) |
| 9. Eddie Kennison | 2 | 116 | Michigan State (12/29/1995) |
| 10. Domanick Davis | 5 | 107 | Alabama (11/16/2002) |

LONGEST PUNT RETURNS

| PLAYER | YARDS | OPPONENT (YEAR) |
|------------------------|-------|--------------------------|
| 1. Eddie Kennison | •100 | Mississippi State (1994) |
| 2. Craig Burns | 90 | Mississippi State (1970) |
| 3. Billy Cannon | 89 | Ole Miss (1959) |
| 4. Pinky Rohm | 86 | Loyola (1937) |
| 5. Norman Hodgins | 84 | Rice (1971) |
| 6. Joe Labruzzo | 83 | Texas A&M (1963) |
| 7. Joe Labruzzo | 82 | Rice (1965) |
| 8. Steve Van Buren | 81 | Georgia (1943) |
| 9. Skyler Green | 80 | Florida (2003) |
| Sammy Grezaffi | 80 | Kentucky (1966) |

LONGEST KICKOFF RETURNS

| PLAYER | YARDS | OPPONENT (YEAR) |
|-------------------|-------|-------------------------|
| 1. Eric Martin | •100 | Kentucky (1981) |
| Sammy Grezaffi | •100 | Tennessee (1967) |
| 3. Howard Gajan | 99 | Wyoming (1978) |
| J.W. Broadnax | 99 | Florida (1957) |
| 5. Jerry Stovall | 98 | Georgia Tech (1962) |
| 6. Billy Cannon | 97 | Texas Tech (1957) |
| 7. Joe May | 95 | Kentucky (1955) |
| 8. Pinky Rohm | 93 | Louisiana Normal (1937) |
| 9. Eddie Kennison | 92 | Michigan State (1995) |
| Robert Dow | 92 | Utah (1974) |

• SEC Record

Season

PUNT RETURNS

- 41 Sammy Grezaffi, 1967 (369 yards)
- 37 Young Bussey, 1937 (465 yards)
- 36 Domanick Davis, 2002 (499 yards)
- 36 Eddie Kennison, 1994 (438 yards)
- 36 Todd Kinchen, 1991 (339 yards)

PUNT RETURN YARDS (SINCE 1937)

| PLAYER | ATT. | YARDS | TDS |
|-------------------------------|------|-------|-----|
| 1. Pinky Rohm (1937) | 35 | 539 | 3 |
| 2. Domanick Davis (2002) | 36 | 499 | 1 |
| 3. Young Bussey (1937) | 37 | 465 | 0 |
| 4. Skyler Green (2003) | 25 | 462 | 2 |
| 5. Eddie Kennison (1994) | 36 | 438 | 1 |
| 6. Kevin Faulk (1996) | 24 | 375 | 1 |
| 7. Sammy Grezaffi (1967) | 41 | 369 | 0 |
| 8. Todd Kinchen (1991) | 36 | 339 | 2 |
| Craig Burns (1970) | 21 | 339 | 2 |
| 10. Sammy Grezaffi (1966) | 25 | 309 | 1 |

KICKOFF RETURNS

- 25 Domanick Davis, 1999 (618 yards)
- 24 Domanick Davis, 2000 (572 yards)
- 24 Domanick Davis, 2002 (560 yards)
- 23 Robert Dow, 1975 (598 yards)

KICKOFF RETURN YARDS (SINCE 1937)

| PLAYER | ATT. | YARDS | TDS |
|--------------------------|------|-------|-----|
| 1. Domanick Davis (1999) | 25 | 618 | 0 |
| 2. Robert Dow (1975) | 23 | 598 | 0 |
| 3. Domanick Davis (2000) | 24 | 572 | 0 |
| 4. Domanick Davis (2002) | 24 | 560 | 0 |
| 5. David Butler (1992) | 21 | 531 | 0 |
| 6. Eric Martin (1981) | 18 | 526 | 1 |
| 7. Robert Dow (1976) | 20 | 499 | 1 |
| 8. Sammy Martin (1987) | 17 | 459 | 0 |
| 9. Domanick Davis (2001) | 22 | 418 | 0 |
| 10. Hokie Gajan (1978) | 16 | 412 | 1 |

Career

PUNT RETURNS

- 94 Domanick Davis, 1999-2002 (1,126 yards)
- 79 Sammy Grezaffi, 1965-67 (905 yards)

PUNT RETURN YARDS (SINCE 1963)

| PLAYER | ATT. | YARDS | TDS |
|-------------------------------|------|-------|-----|
| 1. Domanick Davis (1999-2002) | 94 | 1,126 | 2 |
| 2. Eddie Kennison (1993-95) | 75 | 947 | 1 |
| 3. Sammy Grezaffi (1965-67) | 79 | 905 | 2 |
| 4. Kevin Faulk (1995-98) | 61 | 832 | 2 |
| 5. Joe Labruzzo (1963-65) | 48 | 687 | 2 |
| 6. Norman Jefferson (1983-86) | 78 | 597 | 1 |
| 7. Craig Burns (1968-70) | 42 | 570 | 2 |
| 8. Tommy Casanova (1968-70) | 44 | 517 | 3 |
| 9. Todd Kinchen (1989-91) | 57 | 475 | 2 |
| 10. Chris Williams (1978-80) | 37 | 470 | 2 |

KICKOFF RETURNS

- 95 Domanick Davis, 1999-2002 (2,168 yards)
- 70 Robert Dow, 1973-76 (1,780 yards)

KICKOFF RETURN YARDS (SINCE 1965)

| PLAYER | ATT. | YARDS | TDS |
|-------------------------------|------|-------|-----|
| 1. Domanick Davis (1999-2002) | 95 | 2,168 | 0 |
| 2. Robert Dow (1973-76) | 70 | 1,780 | 1 |
| 3. Eddie Kennison (1993-95) | 51 | 1,178 | 0 |
| 4. Sammy Martin (1984-87) | 43 | 1,066 | 0 |
| 5. Sammy Grezaffi (1965-67) | 30 | 899 | 1 |
| 6. Hokie Gajan (1977-80) | 38 | 890 | 1 |
| 7. David Butler (1992-96) | 35 | 863 | 0 |
| 8. Eric Martin (1981-84) | 32 | 851 | 1 |
| 9. Kevin Faulk (1995-98) | 34 | 844 | 1 |
| 10. Gary Pegues (1991-94) | 40 | 685 | 0 |

All-Purpose Records

INTRO
THE CHAMPIONS
THIS IS LSU
PLAYERS
COACHES
PREVIEW
REVIEW
RECORDS
HONORS
HISTORY
LSU
MEDIA

Game

| PLAYER | RUSH | REC | PR | KOR | TOTAL | OPPONENT (DATE) |
|---------------------|------|-----|-----|-----|-------|-------------------------------|
| 1. Kevin Faulk | 246 | 8 | 106 | 16 | 376 | Houston (9/7/1996) |
| 2. Josh Reed | 0 | 293 | 5 | 40 | 338 | Alabama (11/3/2001) |
| 3. Cecil Collins | 232 | 11 | 0 | 57 | 300 | Auburn (9/20/1997) |
| 4. Devery Henderson | 10 | 201 | 0 | 87 | 298 | Kentucky (11/9/2002) |
| 5. Domanick Davis | 122 | 0 | 128 | 36 | 286 | Mississippi State (9/28/2002) |
| 6. Kevin Faulk | 212 | 43 | 0 | 17 | 272 | Kentucky (11/1/1997) |
| 7. Kevin Faulk | 234 | 4 | 0 | 33 | 271 | Michigan State (12/29/1995) |
| 8. Domanick Davis | 99 | 15 | 89 | 63 | 266 | Ole Miss (10/27/2001) |
| Kevin Faulk | 180 | 12 | 74 | 0 | 266 | Arkansas State (9/12/1998) |
| 10. Kevin Faulk | 178 | 50 | 3 | 37 | 265 | Idaho (9/26/1998) |
| Kevin Faulk | 138 | 24 | 48 | 55 | 265 | Kentucky (10/19/1996) |

Season

| PLAYER | RUSH | REC | PR | KOR | TOTAL |
|-----------------------------|-------|-------|-----|-----|-------|
| 1. Domanick Davis (2002) | 931 | 130 | 499 | 560 | 2,120 |
| 2. Kevin Faulk (1998) | 1,279 | 287 | 265 | 278 | 2,109 |
| 3. Kevin Faulk (1996) | 1,282 | 134 | 375 | 313 | 2,104 |
| 4. Josh Reed (2001) | 7 | 1,740 | 5 | 108 | 1,860 |
| 5. Charles Alexander (1977) | 1,686 | 80 | 0 | 0 | 1,766 |
| 6. Kevin Faulk (1997) | 1,144 | 93 | 192 | 217 | 1,646 |
| 7. Dalton Hilliard (1984) | 1,268 | 204 | 0 | 143 | 1,472 |
| 8. Eddie Kennison (1995) | 86 | 739 | 253 | 371 | 1,449 |
| 9. Dalton Hilliard (1985) | 1,134 | 313 | 0 | 0 | 1,447 |
| 10. Domanick Davis (2000) | 445 | 120 | 298 | 572 | 1,435 |
| Charles Alexander (1978) | 1,172 | 263 | 0 | 0 | 1,435 |


Career

| PLAYER | RUSH | REC | PR | KOR | TOTAL |
|--------------------------------|-------|-------|-------|-------|--------|
| 1. Kevin Faulk (1995-98) | 4,557 | 600 | 844 | 844 | •6,833 |
| 2. Domanick Davis (1999-2002) | 2,056 | 393 | 1,126 | 2,168 | 5,743 |
| 3. Dalton Hilliard (1982-85) | 4,050 | 1,133 | 0 | 143 | 5,326 |
| 4. Charles Alexander (1975-78) | 4,035 | 431 | 0 | 47 | 4,513 |
| 5. Harvey Williams (1986-90) | 2,860 | 674 | 0 | 532 | 4,066 |
| 6. Eric Martin (1981-84) | 357 | 2,625 | 0 | 851 | 3,833 |
| 7. Eddie Kennison (1993-95) | 140 | 1,554 | 947 | 1,178 | 3,819 |
| 8. Garry James (1982-85) | 2,225 | 1,003 | 1 | 569 | 3,798 |
| 9. Billy Cannon (1957-59) | 1,867 | 522 | 349 | 616 | 3,354 |
| 10. Sammy Martin (1984-87) | 1,359 | 873 | 0 | 1,066 | 3,298 |

• - SEC Record



Domanick Davis set the LSU record with 2,120 all-purpose yards in 2002.



Kevin Faulk holds the SEC record with 6,833 career all-purpose yards.

Game

FIELD GOALS MADE

| | | |
|----|---|-------------------------------------|
| 1. | 4 | Mike Conway at Kentucky, 10/21/1978 |
| 4 | David Brown dyke vs. Ole Miss, 11/1/1986 | |
| 4 | David Brown dyke at Mississippi State, 11/15/1986 | |
| 4 | David Brown dyke at Georgia, 10/10/1987 | |
| 4 | David Brown dyke at Ohio State, 9/24/1988 | |
| 4 | Andre' Lafleur at Auburn, 9/17/1994 | |
| 4 | John Corbello vs. Miami (Ohio), 9/14/2002 | |

POINTS AFTER TOUCHDOWN MADE

| | | |
|----|---|---|
| 1. | 10 | Bobby Moreau vs. Rice, 9/24/1977 |
| 2. | 9 | Wade Richey vs. New Mexico State, 9/28/1996 |
| 3. | 8 | Mark Lumpkin vs. Ole Miss, 12/5/1970 |
| 8 | Mike Conway vs. Oregon, 10/22/1977 | |
| 8 | David Brown dyke vs. Cal State-Fullerton, 9/12/1987 | |

LONGEST FIELD GOAL MADE

| PLAYER | YARDS | OPPONENT (YEAR) |
|--------|----------------------|-----------------------------|
| 1. | Wade Richey | 54 Kentucky (1996) |
| | Ron Lewis | 54 North Carolina (1985) |
| 3. | David Brown dyke | 52 Ole Miss (1986) |
| | Juan Roca | 52 Florida (1973) |
| 5. | Andre Lafleur | 51 Mississippi State (1995) |
| | Pedro Suarez | 51 Ole Miss (1990) |
| | Juan Carlos Betanzos | 51 Rice (1982) |
| 8. | David Brown dyke | 50 Mississippi State (1989) |
| | Juan Roca | 50 Florida (1973) |
| 10. | John Corbello | 49 Arkansas (2002) |
| | John Corbello | 49 Kentucky (2002) |
| | John Corbello | 49 Georgia Tech (2000) |
| | Andre LaFleur | 49 Mississippi State (1993) |
| | David Brown dyke | 49 Mississippi State (1987) |

LONGEST PUNT

| PLAYER | YARDS | OPPONENT (YEAR) |
|--------|----------------|--------------------------|
| 1. | Donnie Jones | 86 Kentucky (2002) |
| 2. | Matt DeFrank | 71 Notre Dame (1986) |
| 3. | Donnie Jones | 69 UAB (2000) |
| 4. | Donnie Jones | 68 Kentucky (2001) |
| 5. | Donnie Jones | 67 Auburn (2003) |
| | Matt DeFrank | 67 Kentucky (1987) |
| | James Parker | 67 South Carolina (1982) |
| 8. | Chad Kessler | 66 Vanderbilt (1997) |
| | Mitch Worley | 66 Miami (1966) |
| 10. | Scott Holstein | 65 Texas A&M (1993) |
| | Rusty Jackson | 65 Texas A&M (1974) |
| | Gerald Brown | 65 Tulane (1965) |
| | Danny Neumann | 65 Rice (1963) |

Season

FIELD GOALS MADE

| PLAYER | MADE | ATT. | PCT. | |
|--------|------------------------|------|------|-------|
| 1. | David Brown dyke(1988) | 19 | 23 | .826 |
| 2. | John Corbello (2002) | 17 | 24 | .708 |
| 3. | Pedro Suarez (1990) | 15 | 17 | .882 |
| 4. | John Corbello (2001) | 14 | 23 | .609 |
| | Andre Lafleur (1993) | 14 | 17 | .824 |
| | David Brown dyke(1989) | 14 | 14 | 1.000 |
| | David Brown dyke(1987) | 14 | 20 | .700 |
| | David Brown dyke(1986) | 14 | 18 | .778 |
| | Juan Betanzos (1983) | 14 | 18 | .778 |
| | Mike Conway (1978) | 14 | 15 | .933 |

FIELD GOALS ATTEMPTED

| PLAYER | ATT. | MADE | PCT. | |
|--------|-------------------------|------|------|------|
| 1. | John Corbello (2002) | 24 | 17 | .708 |
| 2. | David Brown dyke (1988) | 23 | 19 | .826 |
| | John Corbello (2001) | 23 | 14 | .609 |
| 4. | Doug Moreau (1964) | 21 | 13 | .619 |
| 5. | David Brown dyke (1987) | 20 | 14 | .700 |
| | Juan Betanzos (1984) | 20 | 12 | .600 |
| 8. | Andre Lafleur (1995) | 19 | 13 | .684 |
| | Pedro Suarez (1991) | 19 | 13 | .684 |
| 10. | David Brown dyke (1986) | 18 | 14 | .778 |
| | Juan Betanzos (1983) | 18 | 14 | .778 |
| | John Corbello (2000) | 18 | 10 | .556 |

FIELD GOAL PCT. (MIN. 5 ATTEMPTS)

| PLAYER | PCT. | MADE | ATT. | |
|--------|------------------------|-------|------|----|
| 1. | David Brown dyke(1989) | 1.000 | 14 | 14 |
| 2. | Mike Conway (1978) | .933 | 14 | 15 |
| 3. | Pedro Suarez (1990) | .882 | 15 | 17 |
| 4. | David Johnston (1981) | .833 | 10 | 12 |
| 5. | David Brown dyke(1988) | .826 | 19 | 23 |
| 6. | Andre Lafleur (1993) | .824 | 14 | 17 |
| 7. | Mike Conway (1975) | .800 | 4 | 5 |
| 8. | David Brown dyke(1986) | .778 | 14 | 18 |
| | Juan Betanzos (1983) | .778 | 14 | 18 |
| 10. | John Corbello (1999) | .750 | 9 | 12 |

POINTS AFTER TOUCHDOWN

| PLAYER | PATS | |
|--------|---------------------------|-----------|
| 1. | Juan Betanzos (1982) | 48 |
| 2. | Wade Richey (1996) | 42 |
| 3. | John Corbello (2001) | 41 |
| 4. | David Brown dyke (1987) | 41 |
| 5. | Jay Michaelson (1971) | 39 |
| 6. | Mark Lumpkin (1969) | 38 |
| 7. | Ryan Gaudet (2003) | 36 |
| 8. | Andre Lafleur (1995) | 34 |
| | John Corbello (2002) | 34 |
| 10. | John Corbello (2000) | 33 |
| | Wade Richey (1997) | 33 |

CONSECUTIVE POINTS AFTER TOUCHDOWN MADE

| | | |
|----|----|------------------------|
| 1. | 43 | Juan Betanzos, 1982 |
| 2. | 41 | David Brown dyke, 1987 |
| 3. | 34 | John Corbello, 2002 |
| | 34 | Andre' Lafleur, 1995 |
| 5. | 27 | Ronnie Lewis, 1985 |
| | 27 | Andre' Lafleur, 1994 |

TOTAL PUNTS

| PLAYER | PUNTS | YDS. | AVG. | |
|--------|------------------------|------|-------|------|
| 1. | Al Doggett (1952) | 81 | 3,147 | 38.9 |
| 2. | Jim Barton (1951) | 75 | 2,696 | 36.0 |
| 3. | Steve Jackson (1975) | 73 | 2,936 | 40.0 |
| 4. | James Wagner (1981) | 67 | 2,682 | 40.0 |
| 5. | David Johnston (1980) | 66 | 2,574 | 39.0 |
| 6. | Donnie Jones (2003) | 65 | 2,757 | 42.4 |
| 7. | Wayne Dickinson (1970) | 64 | 2,402 | 37.5 |
| | Jerry Stovall (1960) | 64 | 2,696 | 42.1 |
| | Donnie Jones (2002) | 64 | 2,813 | 44.0 |
| 10. | Eddie Ray (1969) | 63 | 2,581 | 41.0 |

PUNTING YARDAGE

| PLAYER | YARDS | NO. | AVG. | |
|--------|-----------------------|-------|------|------|
| 1. | Al Doggett (1952) | 3,147 | 81 | 38.9 |
| 2. | Steve Jackson (1975) | 2,936 | 73 | 40.2 |
| 3. | Donnie Jones (2002) | 2,813 | 64 | 44.0 |
| 4. | Donnie Jones (2003) | 2,757 | 65 | 42.4 |
| 5. | Jim Barton (1951) | 2,696 | 75 | 35.9 |
| | Jerry Stovall (1960) | 2,696 | 64 | 42.1 |
| 7. | James Wagner (1981) | 2,682 | 67 | 40.0 |
| 8. | Donnie Jones (2001) | 2,618 | 60 | 43.6 |
| 9. | Eddie Ray (1969) | 2,581 | 63 | 41.0 |
| 10. | David Johnston (1980) | 2,574 | 66 | 39.0 |

PUNTING AVERAGE

| PLAYER | AVG. | NO. | YDS. | |
|--------|-----------------------|-------|------|-------|
| 1. | Chad Kessler (1997) | 50.28 | 39 | 1,961 |
| 2. | Chad Kessler (1995) | 44.09 | 47 | 2,072 |
| 3. | Rene Bourgeois (1989) | 43.97 | 39 | 1,715 |
| 4. | Donnie Jones (2002) | 43.95 | 64 | 2,813 |
| 5. | Corey Gibbs (1998) | 43.71 | 28 | 1,224 |
| 6. | Donnie Jones (2001) | 43.70 | 47 | 2,054 |
| 7. | Corey Gibbs (1999) | 43.02 | 57 | 2,452 |
| 8. | Eddie Ray (1967) | 42.85 | 52 | 2,228 |
| 9. | Donnie Jones (2003) | 42.42 | 65 | 2,757 |
| 10. | Chad Kessler (1996) | 42.27 | 49 | 2,071 |



Kicking Records

INTRO
THE CHAMPIONS
THIS IS LSU
PLAYERS
COACHES
PREVIEW
REVIEW
RECORDS
HONORS
HISTORY
LSU
MEDIA

Career

FIELD GOALS MADE

| PLAYER | MADE | ATT. | PCT. |
|--------------------------------------|------|------|------|
| 1. David Browndyke (1986-89) | 61 | 75 | .813 |
| 2. John Corbello (1999-2002) | 50 | 77 | .649 |
| 3. Andre Lafleur (1993-95) | 37 | 50 | .740 |
| 4. Juan Betanzos (1982-84) | 36 | 55 | .655 |
| 5. Mike Conway (1975-78) | 33 | 48 | .688 |
| 6. Pedro Suarez (1990-92) | 33 | 45 | .733 |
| 7. Mark Lumpkin (1968-70) | 21 | 43 | .488 |
| 8. Doug Moreau (1963-65) | 20 | 36 | .556 |
| 9. Wendell Harris (1959-61) | 18 | 29 | .621 |
| 10. Dalton "Rusty" Jackson (1972-74) | 16 | 27 | .593 |

FIELD GOAL ATTEMPTS

| PLAYER | ATT. | MADE | PCT. |
|------------------------------|------|------|------|
| 1. John Corbello (1999-2002) | 77 | 50 | .649 |
| 2. David Browndyke (1986-89) | 75 | 61 | .813 |
| 3. Juan Betanzos (1982-84) | 55 | 36 | .655 |
| 4. Andre Lafleur (1993-95) | 50 | 37 | .740 |
| 5. Mike Conway (1975-78) | 48 | 33 | .688 |
| 6. Pedro Suarez (1990-92) | 45 | 33 | .733 |
| 7. Mark Lumpkin (1968-70) | 43 | 21 | .488 |
| 8. Doug Moreau (1963-65) | 36 | 20 | .556 |
| 9. Ron Lewis (1984-87) | 36 | 15 | .417 |
| 10. Juan Roca (1972-74) | 36 | 10 | .278 |

FIELD GOAL PERCENTAGE (MIN. 10 ATTEMPTS)

| PLAYER | PCT. | ATT. | MADE |
|-------------------------------------|------|------|------|
| 1. David Browndyke (1986-89) | .813 | 75 | 61 |
| 2. David Johnston (1980-81) | .800 | 20 | 16 |
| 3. Andre Lafleur (1993-95) | .740 | 50 | 37 |
| 4. Pedro Suarez (1990-92) | .733 | 45 | 33 |
| 5. Mike Conway (1975-78) | .688 | 48 | 33 |
| 6. Juan Betanzos (1982-84) | .655 | 55 | 36 |
| 7. John Corbello (1999-2002) | .649 | 77 | 50 |
| 8. Wendell Harris (1959-61) | .621 | 29 | 18 |
| 9. Dalton "Rusty" Jackson (1972-74) | .593 | 27 | 16 |
| 10. Doug Moreau (1963-65) | .556 | 36 | 20 |

POINTS AFTER TOUCHDOWN

| PLAYER | PATS |
|-------------------------------------|------|
| 1. John Corbello (1999-2002) | 129 |
| 2. David Browndyke (1986-89) | 109 |
| 3. Mark Lumpkin (1968-70) | 92 |
| 4. Juan Betanzos (1982-84) | 91 |
| 5. Mike Conway (1975-78) | 88 |
| 6. Dalton "Rusty" Jackson (1972-74) | 81 |
| 7. Andre Lafleur (1993-95) | 78 |
| 8. Wade Richey (1994-97) | 77 |
| 9. Doug Moreau (1963-65) | 51 |
| 10. Ron Lewis (1984-87) | 46 |



John Corbello holds the LSU record with 129 career PATs.



David Browndyke was a perfect 14-of-14 on field goals in 1989.

CONSECUTIVE POINTS AFTER TOUCHDOWN MADE

| |
|---------------------------------|
| 1. 109 David Browndyke, 1986-89 |
| 2. 69 Andre' Lafleur, 1993-95 |
| 3. 47 John Corbello, 1999-2002 |
| 4. 43 Juan Betanzos, 1982 |
| 5. 42 Mike Conway, 1976-77 |
| 42 Pedro Suarez, 1989-92 |

TOTAL PUNTS

| PLAYER | PUNTS | YDS. | AVG. |
|-----------------------------|-------|-------|------|
| 1. Donnie Jones (2000-03) | 233 | 9,798 | 42.1 |
| 2. Chad Kessler (1994-97) | 186 | 7,976 | 42.9 |
| 3. Clay Parker (1981-84) | 180 | 7,304 | 40.6 |
| 4. Rusty Jackson (1972-74) | 167 | 6,603 | 39.5 |
| 5. Jerry Stovall (1960-62) | 165 | 6,477 | 39.3 |
| 6. Al Doggett (1951-54) | 160 | 6,099 | 38.1 |
| 7. Eddie Ray (1967-69) | 153 | 6,309 | 41.2 |
| 8. Brian Griffith (1988-91) | 136 | 5,511 | 40.5 |
| 9. Steve Jackson (1975-76) | 132 | 5,002 | 37.9 |
| 10. Matt DeFrank (1985-87) | 124 | 5,023 | 40.5 |

PUNTING YARDAGE

| PLAYER | YARDS | NO. | AVG. |
|-----------------------------|-------|-----|------|
| 1. Donnie Jones (2000-03) | 9,798 | 233 | 42.1 |
| 2. Chad Kessler (1994-97) | 7,976 | 186 | 42.9 |
| 3. Clay Parker (1981-84) | 7,304 | 180 | 40.6 |
| 4. Rusty Jackson (1972-74) | 6,603 | 167 | 39.5 |
| 5. Jerry Stovall (1960-62) | 6,477 | 165 | 39.3 |
| 6. Eddie Ray (1967-69) | 6,309 | 153 | 41.2 |
| 7. Al Doggett (1951-54) | 6,099 | 160 | 38.1 |
| 8. Brian Griffith (1988-91) | 5,511 | 136 | 40.5 |
| 9. Matt DeFrank (1984-87) | 5,023 | 124 | 40.5 |
| 10. Steve Jackson (1975-76) | 5,002 | 132 | 37.9 |

PUNTING AVERAGE

| PLAYER | AVG. |
|-----------------------------|------|
| 1. Chad Kessler (1994-97) | 42.9 |
| 2. Donnie Jones (2000-03) | 42.1 |
| 3. Clay Parker (1981-84) | 41.4 |
| 4. Eddie Ray (1967-69) | 41.2 |
| 5. Brian Griffith (1988-91) | 40.5 |
| Matt DeFrank (1984-87) | 40.5 |
| 7. Rusty Jackson (1972-74) | 39.6 |
| 8. Jerry Stovall (1960-62) | 39.0 |
| 9. John Adams (1977-79) | 38.0 |
| 10. Steve Jackson (1975-76) | 37.6 |

Game

| | PLAYER | POINTS | OPPONENT (DATE) |
|----|-----------------|-------------------------------|--------------------------|
| 1. | Carlos Carson | 30 (5 rec. TDs) | Rice (9/24/1977) |
| | Kevin Faulk | 30 (5 rush TDs) | Kentucky (11/1/1997) |
| 3. | Wendell Harris | 26 (3 rush TDs, FG, 2 PAT) | Tulane (11/25/1961) |
| | Harvey Williams | 26 (4 rush TDs, 1 2-pt conv.) | Miami (Ohio) (9/15/1990) |
| 5. | Nine players | 24 | |

POINTS BY KICKING

- 17 David Browndyke at Mississippi State, 11/15/1986 (4 FG, 5 PAT)
- 15 David Browndyke at Ohio State, 9/24/1988 (4 FG, 3 PAT)
- 15 John Corbello vs. Miami (Ohio), 9/14/2002 (4 FG, 3 PAT)
- 14 David Browndyke at Georgia, 10/10/1987 (4 FG, 2 PAT)
- 14 Andre' Lafleur at Auburn, 9/17/1994 (4 FG, 2 PAT)

LONGEST SCORING PLAYS

- 100 Ken Kavanaugh, fumble return vs. Rice, 10/9/1937
- 100 White Graves, interception return at Kentucky, 10/17/1964
- 100 Sammy Grezaffi, kickoff return at Tennessee, 10/28/1967
- 100 Eric Martin, kickoff return vs. Kentucky, 10/17/1981
- 100 Greg Jackson, interception return at Mississippi State, 11/12/1988
- 100 Eddie Kennison, punt return vs. Mississippi State, 9/10/1994

Season

| PLAYER | YEAR | G | TDS | | | | | PATS | |
|---------------------------|---------------------|------|------|------|------|------|-----|------|------|
| | | | RUSH | REC. | RET. | KICK | RUN | FG | PTS. |
| 1. LaBrandon Toefield, TB | 2001 | 12 | 19 | 0 | 0 | 0 | 0 | 0 | 114 |
| 2. Charles Alexander, TB | 1977 | 11 | 17 | 0 | 0 | 0 | 1 | 0 | 104 |
| 3. Kevin Faulk, TB | 1998 | 11 | 12 | 3 | 2 | 0 | 0 | 0 | 102 |
| 4. Steve Van Buren, HB | 1943 | 8 | 13 | 0 | 1 | 14 | 0 | 0 | 98 |
| 5. Charles Alexander, TB | 1978 | 11 | 16 | 0 | 0 | 0 | 0 | 0 | 96 |
| | Dalton Hilliard, RB | 1982 | 11 | 5 | 0 | 0 | 0 | 0 | 96 |
| 7. Wendell Harris, HB | 1961 | 10 | 6 | 2 | 0 | 26 | 1 | 6 | 94 |
| 8. Kevin Faulk, TB | 1997 | 9 | 15 | 0 | 0 | 0 | 0 | 0 | 90 |
| 9. Jimmy Taylor, FB | 1957 | 10 | 12 | 0 | 0 | 14 | 0 | 0 | 86 |
| 10. John Corbello, PK | 2002 | 13 | 0 | 0 | 0 | 34 | 0 | 17 | 85 |

POINTS BY KICKING


- 85 John Corbello, 2002 (17 FG, 34 PAT)
- 83 David Browndyke, 1987 (14 FG, 41 PAT)
- 77 Juan Betanzos, 1982 (10 FG, 47 PAT)
- 77 David Browndyke, 1988 (19 FG, 20 PAT)

Career

| PLAYER | YEARS | TDS | | | | | PATS | | |
|--------------------------|-------------------|---------|------|------|------|-----|------|------|-----|
| | | RUSH | REC. | RET. | KICK | RUN | FG | PTS. | |
| 1. Kevin Faulk, TB | 1995-98 | 46 | 4 | 3 | 0 | 0 | 0 | 318 | |
| 2. Dalton Hilliard, RB | 1982-85 | 44 | 6 | 0 | 0 | 1 | 0 | 302 | |
| 3. David Browndyke, PK | 1986-89 | 0 | 0 | 0 | 109 | 0 | 61 | 292 | |
| 4. John Corbello, PK | 1999-02 | 0 | 0 | 0 | 129 | 0 | 50 | 279 | |
| 5. Charles Alexander, TB | 1975-78 | 40 | 2 | 0 | 0 | 1 | 0 | 254 | |
| 6. Rondell Mealey, TB | 1996-99 | 29 | 4 | 0 | 0 | 0 | 0 | 198 | |
| | Juan Betanzos, PK | 1982-84 | 0 | 0 | 0 | 90 | 0 | 36 | 198 |
| 8. Andre' Lafleur, PK | 1993-95 | 0 | 0 | 0 | 78 | 0 | 37 | 189 | |
| 9. Mike Conway, K | 1975-78 | 0 | 0 | 0 | 88 | 0 | 33 | 187 | |
| 10. Garry James, TB | 1982-85 | 27 | 3 | 0 | 0 | 0 | 0 | 180 | |

POINTS BY KICKING

- 292 David Browndyke, 1986-89 (61 FG, 109 PAT)
- 279 John Corbello, 1999-2002 (33 FG, 95 PAT)
- 198 Juan Betanzos, 1982-84 (36 FG, 90 PAT)
- 187 Mike Conway, 1975-78 (33 FG, 88 PAT)



Rondell Mealey had 29 rushing touchdowns during his career.



Carlos Carson (3) had five touchdown receptions against Rice in 1977.

Defensive Records

Game

TACKLES

1. 21 Al Richardson vs. South Carolina, 10/23/1982
2. 20 Toby Caston vs. Georgia, 10/11/1986
- 20 Rudy Harmon at Florida, 11/1/1988

SACKS

1. 4 Chuck Wiley vs. South Carolina, 9/30/1995
2. 3 Many times
(Last: Gabe Northern vs. North Texas, 10/21/1995)

INTERCEPTIONS

1. 3 Kenny Konz at Tulane, 11/26/1949
- 3 Jerry Joseph vs. Kentucky, 10/16/1965
- 3 Craig Burns vs. Ole Miss, 12/5/1970
- 3 Clinton Burrell vs. Tulane, 11/22/1975
- 3 Chris Williams at Rice, 9/30/1978
- 3 **Corey Webster vs. Florida, 10/12/2002**

Season

TACKLES

- | | |
|-----------------------------|-----|
| 1. Bradie James (2002) | 154 |
| 2. Al Richardson (1981) | 150 |
| 3. Lawrence Williams (1981) | 144 |
| 4. Al Richardson (1980) | 129 |
| 5. Lawrence Williams (1982) | 123 |
| 6. Steve Cassidy (1975) | 122 |
| 7. Al Richardson (1982) | 121 |
| 8. Trev Faulk (2001) | 119 |
| Lawrence Williams (1980) | 119 |
| 10. Bradie James (2001) | 113 |
| Trev Faulk (2000) | 113 |
| Shawn Burks (1985) | 113 |

SACKS

- | | |
|-----------------------------|----|
| 1. Oliver Lawrence (1989) | 12 |
| 2. Gabe Northern (1994) | 11 |
| 3. Rydell Malancon (1981) | 10 |
| 4. Gabe Northern (1995) | 9 |
| Ron Sancho (1987) | 9 |
| 6. Anthony McFarland (1998) | 8 |
| Jarvis Green (1998) | 8 |
| Oliver Lawrence (1989) | 8 |
| Michael Brooks (1985) | 8 |
| Michael Brooks (1984) | 8 |
| Rydell Malancon (1982) | 8 |
| Lyman White (1980) | 8 |

INTERCEPTIONS

- | | |
|--------------------------------|---|
| 1. Craig Burns (1970) | 8 |
| Chris Williams (1978) | 8 |
| 3. Corey Webster (2003) | 7 |
| Corey Webster (2002) | 7 |
| Cedric Donaldson (1997) | 7 |
| Greg Jackson (1988) | 7 |
| 7. Chris Carrier (1986) | 6 |
| Liffort Hobley (1984) | 6 |
| Chris Williams (1980) | 6 |
| Jerry Joseph (1965) | 6 |



In 2002, linebacker Bradie James broke Al Richardson's 21-year old single season tackles mark with 154.

Career

TACKLES

- | | |
|--------------------------------|-----|
| 1. Al Richardson (1979-82) | 452 |
| 2. Bradie James (1999-2002) | 418 |
| 3. Lawrence Williams (1979-82) | 386 |
| 4. Steve Cassidy (1972-75) | 346 |
| 5. Shawn Burks (1983-85) | 336 |
| 6. Lyman White (1977-80) | 316 |
| 7. Ryan Clark (1998-2001) | 315 |
| 8. Toby Caston (1983-86) | 305 |
| 9. Trev Faulk (1999-2001) | 300 |
| Ron Sancho (1985-88) | 300 |

SACKS

- | | |
|--------------------------------|----|
| 1. Rydell Malancon (1980-83) | 25 |
| 2. Ron Sancho (1985-88) | 23 |
| 3. Gabe Northern (1992-95) | 21 |
| 4. Jarvis Green (1998-2001) | 20 |
| 5. Chuck Wiley (1994-97) | 19 |
| 6. James Gillyard (1992-95) | 18 |
| Michael Brooks (1983-86) | 18 |
| 8. Anthony McFarland (1995-98) | 17 |
| 9. Oliver Lawrence (1985-89) | 16 |
| 10. Corey White (1990-93) | 15 |

INTERCEPTIONS

- | | |
|-----------------------------------|----|
| 1. Chris Williams (1977-80) | 20 |
| 2. Corey Webster (2001-03) | 14 |
| 3. Craig Burns (1968-79) | 12 |
| Charles Oakley (1951-53) | 12 |
| 5. Tory James (1992-95) | 11 |
| Greg Jackson (1985-88) | 11 |
| 7. Liffort Hobley (1980-84) | 11 |
| Chris Carrier (1984-87) | 10 |
| Kevin Guidry (1984-87) | 10 |
| Norman Jefferson (1983-86) | 10 |
| Willie Teal (1976-79) | 10 |

100+Yards Rushing Games



Kevin Faulk had four 200-yard rushing performances and 17 100-yard games on way to becoming the all-time leading rusher in LSU history.

200-Yard Rushing Games (*denotes bowl game)

| NAME | OPPONENT | DATE | YARDS | TDS |
|-----------------------|-----------------|------------------|----------------------|----------|
| Kevin Faulk | Houston | 9/7/1996 | 246 (21 att.) | 2 |
| Charles Alexander | Oregon | 10/22/1977 | 237 (31 att.) | 4 |
| Kevin Faulk | Michigan State* | 12/29/1995 | 234 (25 att.) | 2 |
| Charles Alexander | Wyoming | 11/26/1977 | 233 (43 att.) | 3 |
| Cecil Collins | Auburn | 9/20/1997 | 232 (27 att.) | 2 |
| Rondell Mealey | Notre Dame* | 12/28/1997 | 222 (34 att.) | 2 |
| Harvey Williams | Kentucky | 10/20/1990 | 214 (28 att.) | 1 |
| Terry Robiskie | Rice | 9/25/1976 | 214 (30 att.) | 1 |
| Kevin Faulk | Kentucky | 11/1/1997 | 212 (28 att.) | 5 |
| Justin Vincent | Georgia | 12/6/2003 | 201 (18 att.) | 2 |
| Kevin Faulk | Alabama | 11/3/1998 | 201 (30 att.) | 1 |

100-Yard Rushing Games (*denotes bowl game)


| NAME | OPPONENT | DATE | YARDS | TDS |
|--------------------|-------------------|------------|---------------|-----|
| Charles Alexander | Tulane | 11/19/1977 | 199 (41 att.) | 1 |
| Harvey Williams | Rice | 9/19/1987 | 196 (10 att.) | 3 |
| Billy Baggett | Ole Miss | 11/4/1950 | 192 (11 att.) | 2 |
| Charles Alexander | Vanderbilt | 10/8/1977 | 183 (26 att.) | 3 |
| LaBrandon Toefield | Utah State | 9/8/2001 | 183 (27 att.) | 4 |
| Dalton Hilliard | Florida State | 11/20/1982 | 183 (36 att.) | 4 |
| Harvey Williams | Tulane | 11/21/1987 | 181 (19 att.) | 2 |
| Kevin Faulk | Arkansas State | 9/11/1998 | 180 (17 att.) | 2 |
| Cecil Collins | Akron | 9/27/1997 | 179 (20 att.) | 1 |
| Kevin Faulk | Idaho | 9/26/1998 | 178 (13 att.) | 3 |
| Dalton Hilliard | Tulane | 11/30/1985 | 174 (39 att.) | 2 |
| LaBrandon Toefield | Arkansas | 11/23/2001 | 173 (30 att.) | 3 |
| Kevin Faulk | Ole Miss | 10/18/1997 | 172 (25 att.) | 2 |
| Cecil Collins | Mississippi State | 9/13/1997 | 172 (22 att.) | 0 |
| Kevin Faulk | Mississippi State | 9/9/1995 | 171 (23 att.) | 2 |
| Jimmy Taylor | Tulane | 11/30/1957 | 171 (19 att.) | 2 |

| | | | | |
|-----------------------|-------------------------|-------------------|----------------------|----------|
| Charles Alexander | Florida | 10/1/1977 | 170 (31 att.) | 2 |
| Dalton Hilliard | Kentucky | 10/20/1984 | 170 (31 att.) | 4 |
| Dalton Hilliard | East Carolina | 12/7/1985 | 170 (26 att.) | 3 |
| Kevin Faulk | Mississippi State | 10/26/1996 | 170 (32 att.) | 2 |
| Jimmy Taylor | Arkansas | 11/24/1956 | 170 (20 att.) | 2 |
| Kevin Faulk | Alabama | 11/8/1997 | 168 (27 att.) | 2 |
| Dalton Hilliard | Wichita State | 9/15/1984 | 166 (17 att.) | 1 |
| Garry James | Tulane | 11/27/1982 | 166 (18 att.) | 3 |
| Harvey Williams | Ole Miss | 10/31/1987 | 165 (14 att.) | 1 |
| Rondell Mealey | Houston | 9/7/1996 | 161 (14 att.) | 1 |
| Kevin Faulk | North Texas | 10/21/1995 | 160 (19 att.) | 3 |
| Kevin Faulk | Ole Miss | 11/11/1995 | 159 (23 att.) | 1 |
| Charles Alexander | Florida | 10/7/1978 | 156 (40 att.) | 1 |
| Rondell Mealey | San Jose State | 9/4/1999 | 158 (24 att.) | 2 |
| Charles Alexander | Tulane | 11/25/1978 | 156 (28 att.) | 1 |
| Harvey Williams | Tulane | 11/24/1990 | 156 (27 att.) | 0 |
| Brad Davis | South Carolina | 10/27/1973 | 156 (25 att.) | 0 |
| Don Schwab | Tulane | 11/23/1963 | 154 (20 att.) | 1 |
| Charles Alexander | Vanderbilt | 10/9/1976 | 152 (17 att.) | 1 |
| Dalton Hilliard | Vanderbilt | 10/13/1984 | 152 (25 att.) | 1 |
| Dalton Hilliard | Colorado State | 9/21/1985 | 151 (25 att.) | 1 |
| Jessie Myles | Florida | 10/4/1980 | 148 (21 att.) | 2 |
| Dalton Hilliard | North Carolina | 9/14/1985 | 148 (31 att.) | 2 |
| Charles Alexander | Ole Miss | 11/4/1978 | 147 (28 att.) | 2 |
| Dalton Hilliard | Arizona | 9/22/1984 | 145 (29 att.) | 1 |
| Kevin Faulk | Tulane | 11/23/1996 | 148 (27 att.) | 0 |
| Jim Dousay | Tulane | 11/25/1967 | 145 (29 att.) | 2 |
| Charles Alexander | Indiana | 9/16/1978 | 144 (32 att.) | 0 |
| Charles Alexander | Rice | 9/30/1978 | 144 (24 att.) | 2 |
| Steve Van Buren | Georgia | 9/25/1943 | 144 (25 att.) | 3 |
| Brad Davis | Alabama | 11/22/1973 | 143 (17 att.) | 1 |
| Alvin Dark | Ole Miss | 10/17/1942 | 142 (11 att.) | 2 |
| Jermaine Sharp | Tulane | 11/19/1994 | 142 (15 att.) | 1 |
| Kenny Konz | Tulane | 10/26/1949 | 142 (12 att.) | 1 |
| Lee Hedges | Tulane | 11/26/1949 | 142 (12 att.) | 1 |
| Charles Alexander | Utah | 11/27/1976 | 141 (22 att.) | 2 |
| Odell Beckham | Tulane | 11/23/1991 | 140 (23 att.) | 2 |
| Billy Cannon | Alabama | 9/28/1957 | 140 (8 att.) | 2 |
| Paul Lyons | Wisconsin | 9/25/1971 | 139 (19 att.) | 3 |
| Jeff Burkett | Georgia Navy | 10/24/1942 | 138 (14 att.) | 2 |
| Charles Alexander | Ole Miss | 10/30/1976 | 138 (16 att.) | 1 |
| Kevin Faulk | Kentucky | 10/19/1996 | 138 (21 att.) | 2 |
| Kevin Faulk | Arkansas | 11/28/1997 | 138 (28 att.) | 2 |
| Charles Alexander | Mississippi State | 11/12/1977 | 136 (29 att.) | 1 |
| Don Schwab | Florida | 12/5/1964 | 136 (19 att.) | 0 |
| Kevin Faulk | Vanderbilt | 10/4/1997 | 135 (31 att.) | 0 |
| Robert Davis | Texas A&M | 9/5/1992 | 134 (15 att.) | 1 |
| Dalton Hilliard | Oregon State | 9/18/1982 | 133 (18 att.) | 3 |
| Dalton Hilliard | Tulane | 11/24/1984 | 133 (24 att.) | 1 |
| Harvey Williams | Georgia | 10/11/1986 | 133 (24 att.) | 1 |
| Carl Trimble | Colorado | 9/14/1974 | 133 (8 att.) | 1 |
| Harvey Williams | Georgia | 9/8/1990 | 132 (24 att.) | 0 |
| Steve Van Buren | ASTU | 10/17/1943 | 132 (43 att.) | 3 |
| Rondell Mealey | Kentucky | 11/1/1997 | 131 (13 att.) | 2 |
| Dan Sandifer | Texas A&M | 10/13/1945 | 130 (11 att.) | 1 |
| Jermaine Sharp | South Carolina | 10/1/1994 | 130 (23 att.) | 1 |
| Terry Robiskie | Ole Miss | 10/30/1976 | 129 (24 att.) | 1 |
| Jermaine Sharp | Mississippi State | 9/10/1994 | 129 (23 att.) | 1 |
| LaBrandon Toefield | Kentucky | 10/13/2001 | 128 (28 att.) | 1 |
| Garry James | Oregon State | 9/18/1982 | 128 (12 att.) | 0 |
| Dalton Hilliard | Florida State | 9/10/1983 | 128 (20 att.) | 4 |
| Dalton Hilliard | Florida | 10/2/1982 | 128 (20 att.) | 3 |
| Justin Vincent | Auburn | 10/23/2003 | 127 (14 att.) | 0 |
| Adrian Dodson | Holy Cross | 10/5/1940 | 126 (26 att.) | 3 |
| Terry Robiskie | Kentucky | 10/16/1976 | 126 (24 att.) | 3 |
| James Jacquet | Ole Miss | 11/2/1991 | 125 (13 att.) | 2 |
| Kevin Faulk | Arkansas | 11/29/1996 | 125 (36 att.) | 1 |
| Levi Johns | Ole Miss | 10/31/1953 | 125 (16 att.) | 1 |
| Shyrone Carey | Western Illinois | 9/13/2003 | 124 (21 att.) | 1 |
| Dalton Hilliard | Mississippi State | 11/16/1985 | 124 (22 att.) | 2 |
| Gene Knight | Ole Miss | 11/3/1945 | 123 (13 att.) | 0 |
| Charles Alexander | Wake Forest | 9/23/1978 | 123 (31 att.) | 2 |
| Kevin Faulk | Mississippi State | 10/24/1998 | 123 (24 att.) | 2 |
| Dalton Hilliard | Ole Miss | 10/30/1982 | 123 (23 att.) | 2 |
| Leroy Labat | Mississippi State | 11/17/1951 | 123 (29 att.) | 0 |
| Domanick Davis | Mississippi State | 9/28/2002 | 122 (18 att.) | 1 |
| Domanick Davis | Illinois* | 1/01/2002 | 122 (28 att.) | 4 |
| Garry James | Wichita State | 9/15/1984 | 122 (21 att.) | 0 |

100+Yards Rushing Games


INTRO THE CHAMPIONS THIS IS LSU PLAYERS COACHES PREVIEW REVIEW RECORDS HONORS HISTORY LSU MEDIA

| | | | | |
|-----------------------|-------------------|-------------------|----------------------|----------|
| Billy Cannon | Tennessee | 11/7/1959 | 122 (22 att.) | 1 |
| Dalton Hilliard | Washington | 9/24/1983 | 121 (21 att.) | 1 |
| Dalton Hilliard | South Carolina | 10/2/1983 | 121 (24 att.) | 1 |
| Dalton Hilliard | Notre Dame | 10/27/1984 | 121 (13 att.) | 1 |
| Rondell Mealey | New Mexico State | 9/28/1996 | 121 (12 att.) | 1 |
| Ebert Van Buren | Texas A&M | 10/8/1949 | 121 (14 att.) | 1 |
| LaBrandon Toefield | Auburn | 12/1/2001 | 120 (29 att.) | 1 |
| LaBrandon Toefield | Tennessee | 9/30/2000 | 120 (15 att.) | 1 |
| Rondell Mealey | North Texas | 9/11/1999 | 119 (13 att.) | 1 |
| LaBrandon Toefield | Mississippi State | 10/21/2000 | 119 (26 att.) | 1 |
| Chris Dantin | Rice | 10/7/1972 | 119 (23 att.) | 0 |
| Howard Gajan | Rice | 9/22/1979 | 118 (19 att.) | 2 |
| Dalton Hilliard | Tulane | 11/24/1983 | 118 (28 att.) | 1 |
| Steve Van Buren | TCU | 10/30/1943 | 118 (43 att.) | 1 |
| Tommy Allen | Kentucky | 10/21/1967 | 118 (9 att.) | 2 |
| Justin Vincent | Oklahoma* | 1/4/2004 | 117 (16 att.) | 1 |
| Gene Lang | Miss St. | 11/15/1980 | 117 (11 att.) | 2 |
| Kevin Faulk | Ole Miss | 11/16/1996 | 117 (28 att.) | 3 |
| Albin Collins | Mississippi State | 10/15/1947 | 117 (17 att.) | 1 |
| Jimmy Taylor | Ole Miss | 11/9/1957 | 117 (15 att.) | 1 |
| Billy Cannon | Tulane | 11/22/1958 | 117 (15 att.) | 3 |
| Arthur Cantrelle | Ole Miss | 12/5/1970 | 117 (5 att.) | 1 |
| Brad Davis | Tulane | 11/23/1974 | 117 (23 att.) | 1 |
| Garry James | Florida State | 11/20/1982 | 116 (20 att.) | 0 |
| Eddie Fuller | Tennessee | 9/1/1988 | 116 (18 att.) | 0 |
| Jerry Marchand | Tulane | 11/29/1952 | 115 (13 att.) | 1 |
| Johnny Robinson | Tennessee | 11/7/1959 | 115 (17 att.) | 0 |
| Chris Dantin | Wisconsin | 9/30/1972 | 115 (27 att.) | 1 |
| Eddie Fuller | Ole Miss | 10/29/1988 | 114 (21 att.) | 0 |
| Kevin Faulk | Vanderbilt | 10/5/1996 | 114 (21 att.) | 2 |
| Steve Van Buren | Texas A&M | 10/10/1943 | 114 (43 att.) | 1 |
| Levi Johns | Arkansas | 11/19/1955 | 114 (15 att.) | 1 |
| Lynn Amedee | Tulane | 11/25/1961 | 114 (12 att.) | 2 |
| Nelson Stokley | Kentucky | 10/16/1965 | 114 (15 att.) | 1 |
| Domanick Davis | South Carolina | 10/19/2002 | 113 (26 att.) | 1 |
| Steve Van Buren | Rice | 10/3/1943 | 113 (43 att.) | 2 |
| Bill Montgomery | Ole Miss | 11/3/1945 | 113 (11 att.) | 2 |
| Dan Sandifer | Miami | 11/15/1946 | 113 (11 att.) | 0 |
| Arthur Cantrelle | Texas A&M | 9/19/1970 | 113 (26 att.) | 0 |
| Justin Vincent | Arkansas | 11/28/2003 | 112 (18 att.) | 2 |
| Vincent Gonzales | Florida | 10/15/1955 | 112 (23 att.) | 1 |
| Domanick Davis | North Texas | 9/11/1998 | 112 (17 att.) | 1 |
| LaBrandon Toefield | Miami (Ohio) | 9/14/2002 | 111 (17 att.) | 0 |
| Jermaine Sharp | Arkansas | 11/26/1994 | 111 (9 att.) | 1 |
| James Roshto | Alabama | 9/29/1951 | 111 (9 att.) | 1 |
| Levi Johns | Texas Tech | 10/16/1954 | 111 (21 att.) | 3 |
| Steve Van Buren | Georgia | 10/24/1943 | 110 (22 att.) | 2 |




Joe Labruzzo had three 100-yard games during his career.

| | | | | |
|------------------------|-----------------------|-------------------|----------------------|----------|
| Charles Alexander | Alabama | 11/5/1977 | 110 (22 att.) | 0 |
| Eddie Fuller | Ohio | 9/30/1989 | 110 (8 att.) | 0 |
| Terry Robiskie | South Carolina | 10/25/1975 | 109 (26 att.) | 2 |
| Sam Martin | Georgia | 10/11/1986 | 109 (11 att.) | 0 |
| Sal Nicolo | Rice | 10/4/1952 | 109 (4 att.) | 1 |
| Joe Labruzzo | TCU | 11/9/1963 | 109 (12 att.) | 3 |
| Alley Broussard | South Carolina | 10/18/2003 | 108 (19 att.) | 0 |
| Kevin Faulk | Notre Dame | 11/21/1998 | 108 (31 att.) | 1 |
| Billy Cannon | Kentucky | 10/18/1958 | 108 (12 att.) | 2 |
| Earl Gros | Mississippi State | 11/18/1961 | 108 (14 att.) | 1 |
| Terry Robiskie | Vanderbilt | 10/9/1976 | 107 (17 att.) | 1 |
| Alley Broussard | Louisiana Tech | 11/1/2003 | 106 (16 att.) | 1 |
| Jabbo Stell | Loyola | 10/30/1937 | 106 (11 att.) | 1 |
| Bill Schroll | Rice | 9/27/1947 | 106 (10 att.) | 1 |
| Steve Rogers | Tulane | 11/23/1974 | 106 (22 att.) | 0 |
| Domanick Davis | Ole Miss | 11/11/2000 | 106 (25 att.) | 2 |
| Justin Vincent | Ole Miss | 11/22/2003 | 105 (22 att.) | 0 |
| Jerry Murphree | Florida | 10/1/1977 | 105 (25 att.) | 0 |
| Jerry Marchand | Arkansas | 11/21/1953 | 105 (21 att.) | 0 |
| Kevin Faulk | Notre Dame | 11/15/1997 | 105 (26 att.) | 1 |
| Joe Labruzzo | Mississippi State | 11/13/1965 | 105 (15 att.) | 2 |
| Hokie Gajan | Kentucky | 10/20/1979 | 104 (20 att.) | 0 |
| Jay Johnson | Ole Miss | 10/30/1993 | 104 (15 att.) | 2 |
| Jimmy Taylor | Oklahoma A&M | 11/10/1956 | 104 (12 att.) | 1 |
| Don Schwab | Tulane | 11/21/1964 | 104 (20 att.) | 0 |
| Bill Montgomery | Georgia Tech | 11/7/1945 | 103 (17 att.) | 0 |
| Rondell Mealey | Akron | 9/27/1997 | 103 (15 att.) | 1 |
| Gene Knight | Miami | 11/15/1946 | 103 (18 att.) | 1 |
| Kendall Cleveland | Arkansas | 11/18/1995 | 102 (24 att.) | 3 |
| Zollie Toth | Ole Miss | 10/29/1949 | 102 (18 att.) | 2 |
| O.K. Ferguson | Florida | 10/15/1955 | 102 (24 att.) | 0 |
| Danny LeBlanc | Kentucky | 10/19/1963 | 102 (23 att.) | 2 |
| Don Schwab | TCU | 11/9/1963 | 102 (16 att.) | 1 |
| Don Schwab | Mississippi State | 11/14/1964 | 102 (22 att.) | 1 |
| Jim Dousay | Mississippi State | 11/18/1967 | 102 (19 att.) | 1 |
| Sulcer Harris | Louisiana Tech | 9/20/1941 | 101 (9 att.) | 2 |
| Steve Van Buren | Georgia Tech | 11/7/1943 | 101 (14 att.) | 1 |
| Herb Tyler | Ole Miss | 10/18/1997 | 101 (17 att.) | 1 |
| Billy Baggett | Vanderbilt | 11/11/1950 | 101 (19 att.) | 0 |
| Edward Campbell | North Carolina | 11/11/1961 | 101 (10 att.) | 1 |
| Arthur Cantrelle | Wisconsin | 9/25/1971 | 101 (11 att.) | 0 |
| Bill Montgomery | Georgia | 10/22/1945 | 100 (11 att.) | 1 |
| Dalton Hilliard | Kentucky | 10/16/1982 | 100 (24 att.) | 0 |
| Harvey Williams | Florida State | 10/27/1990 | 100 (22 att.) | 0 |
| Vincent Gonzales | Texas Tech | 10/16/1954 | 100 (18 att.) | 0 |
| Joe Labruzzo | Kentucky | 10/16/1965 | 100 (14 att.) | 0 |



Eddie Fuller had three 100-yard games during his career.

300+Yards Passing/100+Yards Receiving Games



Rohan Davey is the only 500-yard passer in LSU history.

500-Yard Passing Games

| NAME | OPPONENT | DATE | ATT. | COMP. | YARDS | TD |
|-------------|----------|-----------|------|-------|-------|----|
| Rohan Davey | Alabama | 11/3/2001 | 44 | 35 | 528 | 2 |

400-Yard Passing Games (*denotes bowl game)

| NAME | OPPONENT | DATE | ATT. | COMP. | YARDS | TD |
|--------------|------------|------------|------|-------|-------|----|
| Rohan Davey | Illinois * | 1/1/2002 | 53 | 31 | 444 | 3 |
| Tommy Hodson | Tennessee | 10/28/1989 | 49 | 31 | 438 | 4 |

300-Yard Passing Games


| NAME | OPPONENT | DATE | ATT. | COMP. | YARDS | TD |
|-----------------|-------------------|------------|------|-------|-------|----|
| Jesse Daigle | Mississippi State | 11/16/1991 | 44 | 25 | 394 | 3 |
| Rohan Davey | Kentucky | 10/13/2001 | 38 | 27 | 383 | 2 |
| Tommy Hodson | Ole Miss | 11/4/1989 | 30 | 18 | 381 | 3 |
| Jeff Wickersham | Mississippi State | 11/12/1983 | 51 | 33 | 368 | 3 |
| Rohan Davey | Arkansas | 11/23/2001 | 33 | 19 | 359 | 3 |
| Rohan Davey | Tennessee | 9/29/2001 | 43 | 21 | 356 | 2 |
| Jamie Howard | Rice | 9/23/1995 | 23 | 15 | 356 | 4 |
| Jeff Wickersham | Alabama | 11/5/1983 | 37 | 22 | 344 | 3 |
| Jamie Howard | Florida | 10/7/1995 | 39 | 20 | 339 | 2 |
| Chad Loup | Arkansas | 11/27/1993 | 43 | 28 | 336 | 1 |
| Rohan Davey | Mid. Tennessee | 11/10/2001 | 37 | 26 | 318 | 2 |
| Rohan Davey | Tennessee | 9/30/2000 | 35 | 23 | 318 | 4 |
| Jamie Howard | Southern Miss | 11/12/1994 | 43 | 23 | 314 | 2 |
| Matt Mauck | Louisiana Tech | 11/1/2003 | 20 | 18 | 311 | 4 |
| Alan Risher | Mississippi State | 11/13/1982 | 34 | 25 | 308 | 2 |
| Matt Mauck | Western Illinois | 9/13/2003 | 33 | 23 | 305 | 4 |

200-Yard Receiving Games (*denotes bowl game)

| NAME | OPPONENT | DATE | YARDS | TDS |
|------------------|-------------------|------------|---------------|-----|
| Josh Reed | Alabama | 11/3/2001 | 293 (19 rec.) | 1 |
| Todd Kinchen | Mississippi State | 11/16/1991 | 248 (9 rec.) | 1 |
| Josh Reed | Illinois * | 1/1/2002 | 239 (14 rec.) | 2 |
| Eric Martin | Alabama | 11/5/1983 | 209 (8 rec.) | 2 |
| Wendell Davis | Ole Miss | 11/1/1986 | 208 (9 rec.) | 1 |
| Devery Henderson | Kentucky | 11/9/2002 | 201 (5 rec.) | 3 |
| Carlos Carson | Rice | 11/24/1977 | 201 (5 rec.) | 5 |
| Shedrick Wilson | Rice | 9/23/1995 | 201 (9 rec.) | 3 |

100-Yard Receiving Games (*denotes bowl game)

| NAME | OPPONENT | DATE | YARDS | TDS |
|------------------|-------------------|------------|---------------|-----|
| Eddie Kennison | Utah State | 10/2/1993 | 195 (6 rec.) | 1 |
| Josh Reed | Auburn | 12/1/2001 | 186 (10 rec.) | 1 |
| Wendell Davis | North Carolina | 10/25/1986 | 184 (9 rec.) | 2 |
| Josh Reed | Arkansas | 11/23/2001 | 183 (7 rec.) | 2 |
| Josh Reed | Ole Miss | 11/11/2000 | 173 (8 rec.) | 0 |
| Orlando McDaniel | Mississippi State | 11/17/1979 | 172 (3 rec.) | 1 |
| Josh Reed | Auburn | 9/16/2000 | 167 (8 rec.) | 2 |
| Andy Hamilton | Baylor | 10/3/1970 | 165 (10 rec.) | 1 |
| Andy Hamilton | Iowa State * | 12/18/1971 | 165 (6 rec.) | 1 |
| Michael Clayton | Western Illinois | 9/13/2003 | 162 (11 rec.) | 1 |
| Andy Hamilton | Tulane | 11/27/1971 | 161 (6 rec.) | 2 |
| Josh Reed | Kentucky | 10/13/2001 | 160 (8 rec.) | 0 |
| Orlando McDaniel | Florida State | 10/24/1981 | 155 (5 rec.) | 1 |
| Reggie Robinson | Arkansas | 11/26/1999 | 154 (5 rec.) | 2 |
| Jerel Myers | Auburn | 9/18/1999 | 153 (13 rec.) | 0 |
| Andy Hamilton | Notre Dame | 11/20/1971 | 153 (7 rec.) | 3 |
| Abram Booty | Notre Dame | 11/21/1998 | 153 (8 rec.) | 2 |
| Michael Clayton | UL-Monroe | 8/30/2003 | 152 (6 rec.) | 2 |
| Tommy Morel | Mississippi State | 11/18/1967 | 152 (11 rec.) | 3 |
| Wendell Davis | Cal St. Fullerton | 9/12/1987 | 151 (8 rec.) | 1 |
| Brett Bech | Ole Miss | 10/29/1994 | 149 (6 rec.) | 0 |
| Andy Hamilton | Ole Miss | 10/31/1971 | 148 (9 rec.) | 1 |
| Josh Reed | Mississippi State | 10/20/2001 | 146 (10 rec.) | 2 |
| Andy Hamilton | Nebraska * | 1/1/1971 | 146 (9 rec.) | 0 |
| Josh Reed | Tennessee | 9/30/2000 | 146 (7 rec.) | 3 |
| Todd Kinchen | Miami (Ohio) | 9/15/1990 | 145 (5 rec.) | 0 |



Jeff Wickersham had two 300-yard passing games during his LSU career.

INTRO

THE CHAMPIONS

THIS IS LSU

PLAYERS

COACHES

PREVIEW

REVIEW

RECORDS

HONORS

HISTORY

LSU

MEDIA

100+Yards Receiving Games

INTRO

THE CHAMPIONS

THIS IS LSU

PLAYERS

COACHES

PREVIEW

REVIEW

RECORDS

HONORS

HISTORY

LSU

MEDIA



Josh Reed went over 100 yards receiving 18 times in his career.

| | | | | |
|------------------|-------------------|------------|---------------|---|
| Warren Virgets | Vanderbilt | 11/11/1950 | 143 (4 rec.) | 2 |
| Eric Martin | Kentucky | 10/15/1983 | 143 (7 rec.) | 0 |
| Josh Reed | Western Carolina | 9/2/2000 | 137 (5 rec.) | 1 |
| Larry Foster | Kentucky | 10/17/1998 | 137 (5 rec.) | 2 |
| Eric Martin | Washington | 9/24/1983 | 137 (7 rec.) | 1 |
| Josh Reed | Tulane | 9/1/2001 | 135 (6 rec.) | 0 |
| Carlos Carson | Georgia | 10/14/1978 | 135 (5 rec.) | 1 |
| Brett Bech | Arkansas | 11/27/1993 | 134 (9 rec.) | 1 |
| Tony Moss | Alabama | 11/5/1988 | 133 (6 rec.) | 3 |
| Todd Kinchen | Texas A&M | 9/29/1990 | 133 (5 rec.) | 1 |
| Wendell Davis | Ole Miss | 10/31/1987 | 133 (6 rec.) | 3 |
| Wendell Davis | Texas A&M | 9/13/1986 | 132 (9 rec.) | 0 |
| Wendell Davis | South Carolina * | 12/31/1987 | 132 (9 rec.) | 3 |
| Michael Clayton | Alabama | 11/15/2003 | 130 (12 rec.) | 1 |
| Dan Sandifer | Tulane | 12/2/1944 | 129 (4 rec.) | 0 |
| Josh Reed | Alabama | 11/4/2000 | 129 (8 rec.) | 2 |
| Andy Hamilton | Wisconsin | 9/25/1971 | 129 (5 rec.) | 1 |
| Eddie Kennison | South Carolina | 9/30/1995 | 129 (9 rec.) | 0 |
| Alvin Lee | Tennessee | 9/17/1988 | 128 (10 rec.) | 2 |
| Tony Moss | Ole Miss | 10/29/1988 | 128 (6 rec.) | 2 |
| Michael Clayton | Alabama | 11/3/2001 | 126 (7 rec.) | 0 |
| Josh Reed | Tennessee | 9/29/2001 | 125 (7 rec.) | 1 |
| Scott Ray | Florida | 10/10/1992 | 125 (8 rec.) | 0 |
| Carlos Carson | Alabama | 11/11/1978 | 125 (5 rec.) | 1 |
| Josh Reed | Utah State | 9/8/2001 | 124 (5 rec.) | 0 |
| Eddie Kennison | Michigan State * | 12/29/1995 | 124 (5 rec.) | 1 |
| Jerel Myers | Ole Miss | 10/30/1999 | 124 (9 rec.) | 1 |
| Josh Reed | Florida | 10/06/2001 | 123 (6 rec.) | 0 |
| Larry Foster | Texas-El Paso | 9/6/1997 | 123 (7 rec.) | 1 |
| Wendell Davis | Georgia | 10/10/1987 | 123 (11 rec.) | 0 |
| Eric Martin | Mississippi State | 11/17/1984 | 123 (6 rec.) | 1 |
| Tony Moss | Ohio University | 9/30/1989 | 123 (7 rec.) | 4 |
| Eric Martin | Florida State | 11/20/1982 | 121 (3 rec.) | 2 |
| Wendell Davis | Notre Dame | 11/22/1986 | 121 (7 rec.) | 1 |
| Josh Reed | Midd. Tennessee | 11/10/2001 | 120 (9 rec.) | 0 |
| Michael Clayton | Illinois * | 1/1/2002 | 120 (8 rec.) | 0 |
| Wendell Davis | Alabama | 11/9/1985 | 119 (3 rec.) | 1 |
| Todd Kinchen | Florida State | 10/26/1991 | 118 (7 rec.) | 1 |
| Jerel Myers | West Carolina | 9/2/2000 | 117 (6 rec.) | 2 |
| Tony Moss | Florida State | 9/16/1989 | 117 (6 rec.) | 0 |
| Shedrick Wilson | Auburn | 9/16/1995 | 117 (8 rec.) | 0 |
| Tony Moss | Ohio State | 9/24/1988 | 117 (6 rec.) | 1 |
| Abram Booty | Arkansas State | 9/12/1998 | 116 (7 rec.) | 1 |
| Abram Booty | Arkansas | 11/28/1997 | 116 (10 rec.) | 0 |
| Tony Moss | Miami | 11/19/1988 | 115 (7 rec.) | 0 |
| Devery Henderson | Mississippi State | 9/27/2003 | 114 (7 rec.) | 1 |
| Jerel Myers | Houston | 11/13/1999 | 114 (8 rec.) | 0 |
| Josh Reed | Mississippi State | 10/21/2000 | 113 (10 rec.) | 1 |
| Eddie Kennison | Rice | 9/23/1995 | 113 (4 rec.) | 1 |
| Eric Martin | Mississippi State | 11/13/1982 | 112 (5 rec.) | 1 |

| | | | | |
|---------------------|-----------------------|------------------|---------------------|----------|
| Malcolm Scott | Florida State | 10/24/1981 | 112 (8 rec.) | 0 |
| Tony Moss | Tulane | 11/26/1988 | 112 (5 rec.) | 1 |
| Eric Martin | Florida | 9/8/1984 | 111 (9 rec.) | 0 |
| Tommy Morel | Mississippi State | 11/16/1968 | 111 (6 rec.) | 0 |
| Larry Foster | Auburn | 9/19/1998 | 111 (10 rec.) | 1 |
| Tommy Morel | Mississippi State | 11/16/1968 | 111 (6 rec.) | 0 |
| Tommy Morel | Ole Miss | 11/2/1968 | 110 (6 rec.) | 0 |
| Lonny Myles | Kentucky | 10/18/1969 | 110 (7 rec.) | 2 |
| Brett Bech | Arkansas | 11/26/1994 | 110 (5 rec.) | 1 |
| Michael Clayton | Arizona | 9/6/2003 | 109 (6 rec.) | 1 |
| Devery Henderson | Florida | 10/11/2003 | 109 (5 rec.) | 0 |
| Eric Martin | Kentucky | 10/16/1982 | 109 (6 rec.) | 1 |
| Abner Wimberly | Ole Miss | 10/30/1948 | 109 (2 rec.) | 2 |
| Todd Kinchen | Ole Miss | 11/4/1989 | 108 (5 rec.) | 0 |
| Shedrick Wilson | Florida | 10/7/1995 | 108 97 rec.) | 0 |
| Eric Martin | Tennessee | 10/9/1982 | 108 (6 rec.) | 0 |
| Wendell Davis | Georgia | 10/11/1986 | 108 (8 rec.) | 1 |
| Alvin Lee | Ohio State | 9/24/1988 | 108 (6 rec.) | 1 |
| Abram Booty | Idaho | 9/26/1998 | 108 (7 rec.) | 1 |
| Lee Hedges | Pacific | 9/30/1950 | 108 (3 rec.) | 1 |
| Eric Martin | Florida | 10/1/1983 | 106 (5 rec.) | 1 |
| Michael Clayton | Kentucky | 10/13/2001 | 105 (9 rec.) | 2 |
| Tony Moss | Mississippi State | 11/18/1989 | 105 (3 rec.) | 1 |
| Carlos Carson | Rice | 9/22/1979 | 105 (6 rec.) | 0 |
| Chris Hill | Southern Miss | 11/12/1994 | 104 (5 rec.) | 0 |
| Herman Fontenot | Vanderbilt | 10/13/1984 | 104 (6 rec.) | 0 |
| Brett Bech | Auburn | 9/17/1994 | 104 (3 rec.) | 1 |
| Skylar Green | Louisiana Tech | 11/1/2003 | 103 (9 rec.) | 1 |
| Lonny Myles | Mississippi State | 11/15/1969 | 103 (8 rec.) | 1 |
| Andy Hamilton | Mississippi State | 11/14/1970 | 103 (2 rec.) | 1 |
| Gerald Keigley | Auburn | 10/14/1972 | 103 (5 rec.) | 3 |
| Andy Hamilton | Texas A&M | 9/19/1970 | 103 (4 rec.) | 1 |
| Todd Kinchen | Kentucky | 10/20/1994 | 103 (4 rec.) | 1 |
| Tommy Morel | Tulane | 11/23/1968 | 103 (10 rec.) | 1 |
| Tommy Morel | Florida State | 12/30/1968 | 103 (6 rec.) | 0 |
| Rogie Magee | Ohio State | 8/26/1987 | 103 (5 rec.) | 1 |
| Wendell Davis | Florida | 10/3/1987 | 102 (8 rec.) | 0 |
| Eddie Fuller | Ole Miss | 11/4/1989 | 102 (5 rec.) | 2 |
| Wendell Davis | Mississippi State | 11/15/1986 | 102 (6 rec.) | 0 |
| Reggie Robinson | Mississippi State | 10/21/2000 | 102 (10 rec.) | 0 |
| Devery Henderson | Auburn | 10/25/2003 | 101 (6 rec.) | 2 |
| Dilton Richmond | La. Normal | 9/19/1942 | 101 (3 rec.) | 2 |
| Wendell Davis | Alabama | 11/7/1987 | 101 (9 rec.) | 0 |
| Todd Kinchen | Alabama | 11/9/1991 | 101 97 rec.) | 1 |
| Abram Booty | Florida | 10/11/1997 | 101 (4 rec.) | 0 |
| Doug Moreau | Texas A&M | 9/19/1964 | 101 (6 rec.) | 0 |
| Tony Moss | Tulane | 11/25/1989 | 101 (5 rec.) | 1 |
| Ken Kavanaugh | Vanderbilt | 10/28/1939 | 100 (5 rec.) | 2 |
| Todd Kinchen | Georgia | 9/8/1990 | 100 (6 rec.) | 1 |
| Josh Reed | Houston | 11/13/1999 | 100 (5 rec.) | 0 |



Eddie Kennison had a career high 195 yards receiving against Utah State in 1993.

Total Offense

MOST PLAYS

| | | |
|--------------|----|------------------------|
| GAME: | 99 | vs. Tulane, 11/22/1969 |
| | 98 | vs. Tulane, 11/23/1968 |
| | | vs. Wyoming, 12/2/1978 |

| | | |
|----------------|-----|--------------------------|
| SEASON: | 994 | 2003 (5,857 total yards) |
| | 883 | 2002 (4,550 total yards) |
| | 882 | 1985 (4,284 total yards) |
| | 872 | 1977 (4,542 total yards) |
| | 862 | 2001 (5,418 total yards) |
| | 860 | 1969 (4,089 total yards) |

MOST YARDS GAINED

| | | |
|----------------|-------|--------------------------------|
| GAME: | 746 | vs. Rice, 9/24/1977 |
| | 680 | vs. Western Carolina, 9/2/2000 |
| | 664 | vs. Rice, 9/19/1987 |
| | 653 | vs. Louisiana Tech, 11/1/2003 |
| SEASON: | 5,857 | 2003 (994 plays) |
| | 5,418 | 2001 (862 plays) |
| | 4,843 | 1987 (747 plays) |
| | 4,550 | 2002 (883 plays) |
| | 4,544 | 1986 (800 plays) |
| | 4,542 | 1977 (872 plays) |

MOST YARDS GAINED PER PLAY

| | | |
|----------------|-------|---------------------|
| GAME: | 10.06 | vs. Rice, 9/19/1987 |
| SEASON: | 6.7 | 1945 |
| | 6.3 | 2001 |

MOST YARDS GAINED PER GAME

| | | |
|----------------|-------|------|
| SEASON: | 451.5 | 2001 |
| | 440.3 | 1987 |
| | 418.4 | 2003 |
| | 413.0 | 1986 |
| | 412.9 | 1977 |

MOST TDS BY RUSHING AND PASSING

| | | |
|----------------|----|------|
| SEASON: | 54 | 2003 |
| | 48 | 1982 |
| | 47 | 1977 |
| | 46 | 2001 |
| | 45 | 1997 |
| | 44 | 1969 |

Rushing

MOST RUSHES

| | | |
|----------------|-----|-------------------------------------|
| GAME: | 83 | vs. Wyoming, 11/26/1977 (487 yards) |
| | 82 | vs. Florida, 10/1/1977 (385 yards) |
| | 79 | at Florida, 10/7/1978 (315 yards) |
| SEASON: | 675 | 1973 |
| | 674 | 1977 (3,352 yards) |
| | 663 | 1976 (3,041 yards) |

MOST YARDS GAINED

| | | |
|----------------|-------|-----------------------------------|
| GAME: | 503 | vs. Oregon, 10/22/1977 (69 att.) |
| | 502 | vs. Rice, 9/24/1977 (72 att.) |
| | 487 | vs. Wyoming, 11/26/1977 (83 att.) |
| SEASON: | 3,352 | 1977 (674 att.) |
| | 3,041 | 1976 (663 att.) |
| | 2,823 | 1997 (521 att.) |

MOST YARDS GAINED PER RUSH

| | | |
|----------------|------|----------------------------------|
| GAME: | 10.1 | vs. Rice, 9/19/1987 (43 for 436) |
| SEASON: | 6.8 | 1945 |

MOST YARDS GAINED PER GAME

| | | |
|----------------|-------|--------------------------------|
| SEASON: | 304.7 | 1977 (3,352 yards in 11 games) |
| | 274.5 | 1976 (3,041 yards in 11 games) |
| | 256.6 | 1997 (2,823 yards in 11 games) |



Garry James (33) scored LSU's second touchdown en route to a 23-3 win over Southern California at the Los Angeles Coliseum in 1984.

MOST TOUCHDOWNS BY RUSHING

| | | |
|----------------|----|------------------------|
| GAME: | 8 | vs. Tulane, 11/25/1961 |
| | 8 | at Kentucky, 11/1/1997 |
| SEASON: | 35 | 1977 |
| | 34 | 1997 |
| | 33 | 1996 |
| | 30 | 1969 |
| | 29 | 1976 |

Passing

MOST PASSES ATTEMPTED

| | | |
|--------------|----|-----------------------------------|
| GAME: | 69 | vs. Auburn, 9/18/1999 (33 comp.) |
| | 56 | at Tulane, 11/24/1979 (26 comp.) |
| | 52 | vs. Florida, 10/7/1995 (20 comp.) |

| | | |
|----------------|-----|------------------|
| SEASON: | 411 | 2001 (238 comp.) |
| | 405 | 1999 (200 comp.) |
| | 401 | 2003 (255 comp.) |
| | 366 | 1985 (220 comp.) |
| | 353 | 2000 (183 comp.) |
| | 340 | 1983 (194 comp.) |
| | 339 | 1988 (182 comp.) |

MOST PASSES COMPLETED

| | | |
|--------------|----|---------------------------------------|
| GAME: | 35 | at Alabama, 11/3/2001 (44 att.) |
| | 33 | vs. Miss. State, 11/12/1983 (51 att.) |
| | 33 | vs. Auburn, 9/18/1999 (69 att.) |
| | 31 | at Notre Dame, 11/23/1985 (42 att.) |
| | 31 | vs. Tennessee, 10/28/1989 (51 att.) |

| | | |
|----------------|-----|-----------------|
| SEASON: | 255 | 2003 (401 ATT.) |
| | 238 | 2001 (411 att.) |
| | 220 | 1985 (366 att.) |
| | 207 | 1986 (335 att.) |
| | 200 | 1999 (405 att.) |
| | 188 | 1989 (327 att.) |

HIGHEST PERCENTAGE OF PASSES COMPLETED

| | | |
|--------------|----------------|---|
| GAME: | (min. 10 att.) | |
| | .846 | at Tulane, 12/1/1945 (11 of 13) |
| | .842 | vs. Akron, 9/27/1997 (16 of 19) |
| | (min. 20 att.) | |
| | .821 | vs. Western Carolina, 9/2/2000 (23 of 28) |
| | .808 | at Ole Miss, 10/31/1981 (21 of 26) |
| | (min. 30 att.) | |
| | .795 | at Alabama, 11/3/2001 (35 of 44) |
| | .738 | at Notre Dame, 11/23/1985 (31 of 42) |

MOST PASSES ATTEMPTED WITHOUT AN INT.

| | | |
|--------------|----|-----------------------------|
| GAME: | 49 | vs. Tennessee, 10/28/1989 |
| | 44 | vs. Miss. State, 11/16/1991 |
| | 43 | at Tennessee, 11/29/2001 |
| | 40 | at Ohio State, 9/24/1988 |
| | 40 | vs. Ole Miss, 10/31/1998 |

MOST PASSES HAD INTERCEPTED

| | | |
|----------------|----|--|
| GAME: | 6 | vs. Tennessee, 11/4/1939 |
| | 6 | at Auburn, 9/17/1994 |
| SEASON: | 25 | 1999 |
| | 21 | 1994 |
| | 19 | 5 times (1956, 1954, 1951, 1941, 1940) |

MOST YARDS GAINED

| | | |
|--------------|-----|--------------------------------|
| GAME: | 528 | at Alabama, 11/3/2001 |
| | 485 | vs. Western Carolina, 9/2/2000 |
| | 456 | vs. Rice, 9/23/1995 |
| | 438 | vs. Tennessee, 10/28/1989 |

MOST YARDS GAINED PER GAME

| | | |
|----------------|-------|-------------------|
| SEASON: | 3,578 | 2001 (238 of 411) |
| | 2,839 | 1989 (188 of 327) |
| | 2,698 | 2000 (183 of 353) |
| | 2,623 | 1986 (207 of 335) |

MOST YARDS GAINED PER GAME

| | | |
|----------------|-------|--------------------------|
| SEASON: | 298.2 | 2001 (3,578 in 12 games) |
| | 258.1 | 1989 (2,839 in 11 games) |
| | 245.3 | 2000 (2,698 in 11 games) |
| | 238.5 | 1986 (2,623 in 11 games) |

MOST TOUCHDOWN PASSES

| | | |
|----------------|----|------------------------------------|
| GAME: | 7 | vs. Ohio, 9/30/1989 |
| | 5 | vs. Tulane, 11/30/1946 |
| | 5 | vs. Rice, 9/24/1977 |
| | 5 | vs. Cal State Fullerton, 9/12/1987 |
| | 5 | vs. Akron, 9/27/1997 |
| | 5 | vs. Western Carolina, 9/2/2000 |
| SEASON: | 26 | 1989 |
| | 21 | 1982 |
| | 21 | 1986 |
| | 20 | 1971 |

Team Records



Brian Kinchen's TD against Notre Dame in 1986 helped LSU to a 21-19 victory.

Scoring

MOST POINTS

| | | |
|----------------|-----|---------------------------------|
| GAME: | 77 | vs. Rice, 9/24/1977 |
| | 70 | vs. Arkansas State, 10/12/1991 |
| | 66 | vs. Wyoming, 11/26/1977 |
| | 63 | vs. Baylor, 10/4/1969 |
| | 63 | vs. New Mexico State, 9/28/1996 |
| | 63 | at Kentucky, 11/1/97 |
| SEASON: | 375 | 1977 |
| | 371 | 2001 |
| | 365 | 1982 |
| | 349 | 1969 |

MOST POINTS PER GAME

| | | |
|----------------|------|------|
| SEASON: | 34.9 | 1969 |
| | 34.1 | 1977 |
| | 33.2 | 1982 |

MOST TOUCHDOWNS

| | | |
|----------------|----|--|
| GAME: | 11 | vs. Rice, 9/24/1977 |
| | 9 | Several occasions (last at Kentucky, 11/1/1997) |
| SEASON: | 51 | 1977 |
| | 48 | 1997 |
| | 47 | 1969 |
| | | 1982 |
| | | 1998 |
| | | 2001 |

MOST PATS BY KICKING

| | | |
|----------------|----|---------------------|
| GAME: | 11 | vs. Rice, 9/24/1977 |
| | 9 | Several occasions |
| SEASON: | 47 | 1982 |
| | 43 | 1977 |
| | 42 | 1997 |
| | 41 | 1987 |
| | | 2001 |

MOST FIELD GOALS

| | | |
|----------------|----|------------------------------|
| GAME: | 4 | at Kentucky, 10/21/1978 |
| | 4 | vs. Ole Miss, 11/1/1986 |
| | 4 | at Miss. State, 11/15/1986 |
| | 4 | at Georgia, 10/10/1987 |
| | 4 | at Auburn, 9/17/1994 |
| SEASON: | 19 | 1986 |
| | | 1988 |
| | 17 | 2002 |
| | 15 | 1990 |
| | 14 | 1978, 1983, 1987, 1989, 2001 |

Punting

MOST PUNTS

| | | |
|----------------|-----|----------------------------|
| GAME: | 17 | vs. Miss. State, 11/9/1940 |
| | | at Tennessee, 10/31/1942 |
| SEASON: | 104 | 1941 |

MOST YARDS PUNTING

| | | |
|----------------|-------|----------------------------|
| GAME: | 664 | vs. Miss. State, 11/9/1940 |
| SEASON: | 4,010 | 1941 |

MOST YARDS PER PUNT

| | | |
|----------------|-----------------|--|
| GAME: | (min. 5 punts) | |
| | 53.2 | at Miss. State, 9/13/1997 (5 for 266 yards) |
| | 51.3 | at Ole Miss, 11/9/1957 (7 for 359 yards) |
| GAME: | (min. 10 punts) | |
| | 47.3 | at Ole Miss, 10/29/1960 (10 for 473 yards) |
| SEASON: | 46.0 | 1997 (54 for 2,486 yards) |

Kickoff Returns

MOST RETURNS

| | | |
|----------------|----|------------------------------------|
| GAME: | 8 | vs. Florida, 10/9/1993 (166 yards) |
| | | at Florida, 10/8/1994 (141 yards) |
| | 7 | at Georgia Tech, 11/7/1943 |
| | | at Alabama, 11/22/1947 |
| | | vs. Ole Miss, 10/30/1948 |
| | | at Vanderbilt, 11/6/1948 |
| | | vs. Texas, 9/20/1952 |
| SEASON: | 47 | 1989 |

MOST YARDS

| | | |
|----------------|-------|------------------------|
| GAME: | 178 | vs. Alabama, 11/5/1983 |
| SEASON: | 1,179 | 1948 (46 returns) |
| | 992 | 1992 |

Punt Returns

MOST RETURNS

| | | |
|----------------|----|-----------------------|
| GAME: | 13 | at Tulane, 11/27/1937 |
| SEASON: | 72 | 1937 |

MOST YARDS RETURNED

| | | |
|----------------|-------|-------------------------|
| GAME: | 205 | vs. Ole Miss, 12/5/1970 |
| SEASON: | 1,004 | 1937 |

Miscellaneous

MOST FIRST DOWNS

| | | |
|----------------|-----|-----------------------------|
| GAME: | 35 | vs. Miss. State, 11/15/1969 |
| SEASON: | 262 | 2001 |

MOST YARDS PENALIZED

| | | |
|----------------|-----|------------------------|
| GAME: | 184 | at Florida, 10/28/1961 |
| SEASON: | 790 | 1989 |

MOST FUMBLES LOST

| | | |
|----------------|----|-------------------------|
| GAME: | 6 | vs. Rice, 10/5/1951 |
| | 6 | vs. Texas, 9/20/1952 |
| | 6 | vs. Georgia, 10/18/1952 |
| | 6 | at Rice, 9/28/1974 |
| SEASON: | 29 | 1974 |

Total Defense

FEWEST YARDS ALLOWED

| | | |
|----------------|-------|------------------------|
| GAME: | 26 | vs. Mercer, 10/19/1940 |
| SEASON: | 1,236 | 1937 |

FEWEST YARDS ALLOWED PER GAME

| | | |
|----------------|-------|------|
| SEASON: | 123.6 | 1937 |
|----------------|-------|------|

Rushing Defense

FEWEST YARDS ALLOWED

| | | |
|----------------|-----|-------------------------|
| GAME: | -50 | at Ole Miss, 10/30/1982 |
| | 43 | vs. Mercer, 10/19/1940 |
| SEASON: | 389 | 1969 |
| | 574 | 1970 |

FEWEST YARDS ALLOWED PER GAME

| | | |
|----------------|------|------|
| SEASON: | 38.9 | 1969 |
| | 52.2 | 1970 |

Passing Defense

FEWEST YARDS ALLOWED

| | | |
|----------------|-----|-----------------------------------|
| GAME: | 0 | vs. Florida, 9/26/1937 |
| | 0 | vs. Texas, 10/2/1937 |
| | 0 | vs. Auburn, 11/18/1939 |
| | 0 | vs. Louisiana Normal, 9/19/1942 |
| | 0 | vs. Ole Miss, 10/17/1942 |
| | 0 | vs. Texas Tech, 10/16/1954 |
| | 0 | at Alabama, 9/29/1958 (at Mobile) |
| | 0 | vs. Ole Miss, 11/1/1958 |
| | 0 | vs. Alabama, 11/6/1971 |
| SEASON: | 524 | 1959 |

FEWEST YARDS ALLOWED PER GAME

| | | |
|----------------|------|------|
| SEASON: | 52.4 | 1959 |
|----------------|------|------|

MOST INTERCEPTIONS

| | | |
|----------------|----|---|
| GAME: | 8 | vs. Villanova, 11/24/1951 (at Shreveport) |
| SEASON: | 27 | 1984 |
| | | 1986 |

MOST INTS. RETURNED FOR TDS

| | | |
|----------------|---|--------------------------------|
| GAME: | 3 | vs. Arkansas State, 10/12/1991 |
| SEASON: | 4 | 1991 |

MOST SACKS

| | | |
|----------------|----|------|
| SEASON: | 44 | 2003 |
|----------------|----|------|

Scoring Defense

FEWEST POINTS ALLOWED

| | | |
|----------------|----|---|
| GAME: | 0 | vs. many opponents most recent: vs. UL-Lafayette 10/5/2002 (48-0) |
| SEASON: | 27 | 1937 |
| | 29 | 1959 |

FEWEST POINTS ALLOWED PER GAME

| | | |
|----------------|-----|------|
| SEASON: | 2.7 | 1937 |
|----------------|-----|------|

FEWEST TOUCHDOWNS ALLOWED

| | | |
|----------------|---|--|
| GAME: | 0 | vs. many opponents most recent: vs. UL-Lafayette, 10/5/2002 (48-0) |
| SEASON: | 3 | 1959 |

MOST SHUTOUTS

| | | |
|----------------|---|------|
| SEASON: | 6 | 1937 |
|----------------|---|------|

TEAM BOWL RECORDS

LSU

| | | |
|-------------------------|------|---|
| First Downs | 32 | vs. Illinois, '02 Sugar |
| Rushing Attempts | 63 | vs. Stanford (332 yards), '77 Sun |
| Rushing Yards | 332 | vs. Stanford (63 att.), '77 Sun |
| Passes Attempted | 53 | vs. Illinois (31 comp.), '02 Sugar |
| Passes Completed | 31 | vs. Illinois (53 att.), '02 Sugar |
| Completion Percentage | .727 | vs. Arkansas (8 of 11), '66 Cotton |
| Passing Yards | 444 | vs. Illinois (31 of 53), '02 Sugar |
| Passes Had Intercepted | 5 | vs. Nebraska, '85 Sugar |
| Touchdown Passes | 3 | vs. Iowa State., '71 Sun vs. South Carolina, '87 Gator vs. Georgia Tech, '00 Peach vs. Illinois, '02 Sugar |
| Total Offense Attempts | 97 | vs. Illinois (595 yards), '02 Sugar |
| Total Offense Yards | 595 | vs. Illinois (97 att.), '02 Sugar |
| Fumbles Lost | 4 | vs. Oklahoma, '50 Sugar vs. Florida St., '68 Peach |
| Total Turnovers | 8 | vs. Oklahoma (4 fumbles, 4 int.), '50 Sugar |
| Points in a Quarter | 27 | vs. Illinois (second quarter), '02 Sugar |
| Points in a Half | 34 | vs. Illinois (first half), '02 Sugar |
| Fewest Rushing Yards | -15 | vs. Ole Miss (32 att.), '60 Sugar |
| Fewest Passing Yards | 13 | vs. Baylor (1 of 5), '63 Bluebonnet |
| Fewest Pass Attempts | 5 | vs. Baylor (1 comp.), '63 Bluebonnet |
| Fewest Passes Completed | 1 | vs. Baylor (5 att.), '63 Bluebonnet |
| Fewest Total Yards | 74 | vs. Ole Miss (-15 rush, 74 pass), '60 Sugar |
| Most points | 47 | vs. Illinois, '02 Sugar |
| Fewest points | 0 | vs. Santa Clara, '38 Sugar vs. Arkansas, '47 Cotton vs. Oklahoma, '50 Sugar vs. Mississippi St., '60 Sugar |

Opponent

| | | |
|-------------------------|------|---|
| First Downs | 27 | by Baylor, '63 Bluebonnet |
| Rushing Attempts | 64 | by Clemson (168 yards), '59 Sugar |
| Rushing Yards | 286 | by Oklahoma, '50 Sugar |
| Passes Attempted | 47 | by South Carolina (28 comp.), '87 Gator |
| Most Passes Completed | 28 | by South Carolina (47 att.), '87 Gator |
| Completion Percentage | .703 | by Baylor (26 of 37), '63 Bluebonnet |
| Passing Yards | 348 | by Michigan St. (22 of 44), '95 Independence |
| Passes Had Intercepted | 5 | by Texas A & M, '44 Orange |
| Touchdown Passes | 3 | Four times |
| Total Offense Attempts | 91 | by Baylor (489 yards), '85 Liberty |
| Total Offense Yards | 489 | by Baylor (91 att.), '85 Liberty |
| Fumbles Lost | 4 | by Oklahoma, '50 Sugar by Iowa St., '71 Sun by Nebraska, '83 Orange by Georgia Tech, '00 Peach |
| Total Turnovers | 8 | by Texas A & M (5 int., 3 fumbles), '44 Orange |
| Fewest Rushing Yards | -15 | by Texas A & M (25 att.), '44 Orange |
| Fewest Passing Yards | 0 | by Arkansas (0 of 4), '47 Cotton |
| Fewest Passing Attempts | 4 | by Arkansas (0 comp.), '47 Cotton by Clemson (2 comp.), '59 Sugar |
| Fewest Passes Completed | 0 | by Arkansas (4 att.), '47 Cotton |
| Fewest Total Yards | 54 | by Arkansas (54 rush, 0 pass), '47 Cotton |
| Most Points | 35 | by Oklahoma, '50 Sugar by Texas, '03 Cotton |
| Fewest Points | 0 | by Arkansas, '47 Cotton by Clemson, '59 Sugar by Texas, '63 Cotton |

Combined (LSU and Opponent)

| | | |
|--------------------|-----|---|
| Most Points | 81 | vs. Illinois (LSU 47, Illinois 34), '02 Sugar |
| Fewest Points | 0 | vs. Arkansas (LSU 0, Ark. 0), '47 Cotton |
| Most Total Yards | 958 | vs. Illinois (LSU 595, Illinois 363), '02 Sugar |
| Fewest Total Yards | 248 | vs. Arkansas (LSU 158, S.C. 90), '38 Sugar |

Individual Bowl Records

LSU

RUSHING

| | | |
|--------------------|-----|---|
| Rushing Attempts | 34 | Rondell Mealey (222 yds) vs. Notre Dame, '97 Independence |
| Rushing Yards | 234 | Kevin Faulk (25 att.) vs. Michigan St., '95 Independence |
| Yards Per Attempt | 9.4 | Kevin Faulk (25 for 234) vs. Michigan St., '95 Independence |
| Rushing Touchdowns | 4 | Domanick Davis vs. Illinois, '02 Sugar |
| Longest Rush | 78 | Rondell Mealey vs. Notre Dame, '97 Independence |

PASSING

| | | |
|------------------------|------|--|
| Pass Attempts | 53 | Rohan Davey (31 comp.) vs. Illinois, '02 Sugar |
| Pass Completions | 31 | Rohan Davey (53 att.) vs. Illinois, '02 Sugar |
| Completion Percentage | .700 | Pat Screen (7 of 10) vs. Arkansas, '66 Cotton |
| Passing Yards | 444 | Rohan Davey (31 of 53) vs. Illinois, '02 Sugar |
| Passes Had Intercepted | 4 | Jeff Wickersham vs. Nebraska, '85 Sugar |
| Touchdown Passes | 3 | Bert Jones vs. Iowa St., '71 Sun Tommy Hodson vs. South Carolina, '87 Gator Rohan Davey vs. Georgia Tech, '00 Peach Rohan Davey vs. Illinois, '02 Sugar |

RECEIVING

| | | |
|----------------------|-----|--|
| Pass Receptions | 14 | Josh Reed (239 yards) vs. Illinois, '02 Sugar |
| Receiving Yards | 239 | Josh Reed (14 rec.), vs. Illinois, '02 Sugar |
| Touchdown Receptions | 3 | Wendell Davis vs. South Carolina, '87 Gator |
| Longest Pass | 77 | Bert Jones to Andy Hamilton vs. Iowa State., '71 Sun |

TOTAL OFFENSE

| | | |
|-------------------|-----|---|
| Attempts | 56 | Marcus Randall (271 yards) vs. Texas, '03 Cotton |
| Yards | 427 | Rohan Davey (54 att.), vs. Illinois, '02 Sugar |
| All Purpose Yards | 271 | Kevin Faulk (234 rush, 4 rec., 33 ret.) vs. Michigan State., '95 Independence |



In the 2002 Sugar Bowl, Rohan Davey led a Tiger squad that broke or tied eight Sugar Bowl records and broke or tied 13 LSU Bowl records in the 47-34 win over No. 7 Illinois. The previous year Davey had an LSU bowl record three TD passes in the Tigers' 28-14 win over Georgia Tech in the Peach Bowl. He tied that mark in the 2002 Sugar Bowl.

SCORING

| | | |
|--------------------|----|--|
| Points | 24 | Domanick Davis (4 TDs) vs. Illinois, '02 Sugar |
| Touchdowns | 4 | Domanick Davis (4 rush) vs. Illinois, '02 Sugar |
| Kicking Points | 12 | David Brownndyke (3 FGs, 3 PATs) vs. South Carolina, '87 Gator |
| Extra Points | 6 | Andre' Lafleur vs. Michigan State., '95 Independence |
| Field Goals | 3 | David Brownndyke vs. South Carolina, '87 Gator |
| Longest Field Goal | 49 | Juan Betanzos vs. Nebraska, '83 Orange |

Bowl Records

INTRO

THE CHAMPIONS

THIS IS LSU

PLAYERS

COACHES

PREVIEW

REVIEW


RECORDS

HONORS

HISTORY

LSU

MEDIA



Eddie Kennison set an LSU bowl record with a 92-yard kickoff return against Michigan State in the 1995 Independence Bowl.

INTERCEPTIONS

| | | |
|----------------------|----|--|
| Interceptions | 2 | Benny Griffin (26 yards) vs. Wyoming, '68 Sugar Al Coffee (22 yards) vs. Nebraska, '71 Orange Liffort Hobley (15 yards) vs. Nebraska, '85 Sugar Greg Jackson (91 yards) vs. South Carolina, '87 Gator |
| Interception Yards | 91 | Greg Jackson (2 returns) vs. South Carolina, '87 Gator |
| Longest Interception | 48 | Greg Jackson vs. South Carolina, '87 Gator |

PUNT RETURNS

| | | |
|---------------------|----|---|
| Punt Returns | 4 | Sammy Grezaffi (61 yards) vs. Wyoming, '68 Sugar Craig Burns (40 yards) vs. Florida State, '68 Peach |
| Punt Return Yards | 90 | Domanick Davis (4 returns) vs. Texas, '03 Cotton |
| Longest Punt Return | 79 | Norman Jefferson vs. Baylor, '85 Liberty |

KICKOFF RETURNS

| | | |
|------------------------|-----|---|
| Kickoff Returns | 5 | Harvey Williams (138 yards) vs. Nebraska, '87 Sugar |
| Kickoff Return Yards | 138 | Harvey Williams (5 returns) vs. Nebraska, '87 Sugar |
| Longest Kickoff Return | 92 | Eddie Kennison vs. Michigan State, '95 Independence |

PUNTING

| | | |
|-----------------|------|--|
| Punts | 9 | Jerry Stovall (376 yards) vs. Texas, '63 Cotton Gerald Brown (326 yards) vs. Syracuse, '65 Sugar Mitch Worley (280 yards) vs. Wyoming, '68 Sugar |
| Punting Average | 48.7 | Tommy Davis vs. Clemson, '59 Sugar |
| Longest Punt | 65 | Donnie Jones vs. Texas, '03 Cotton |

Opponent

RUSHING

| | | |
|--------------------|-----|---|
| Rushing Attempts | 29 | Leon Heath (170 yards), Oklahoma, '50 Sugar |
| Rushing Yards | 170 | Leon Heath (29 att.), Oklahoma, '50 Sugar |
| Yards Per Carry | 7.9 | Harry Jones (10 for 79), Arkansas, '66 Cotton |
| Rushing Touchdowns | 2 | Four players |
| Longest Rush | 86 | Leon Heath, Oklahoma, '50 Sugar |

PASSING

| | | |
|------------------------|------|---|
| Passes Attempted | 47 | Todd Ellis (28 comp.), South Carolina, '87 Gator |
| Passes Completed | 28 | Todd Ellis (47 att.), South Carolina, '87 Gator |
| Completion Percentage | .750 | Cody Carlson (9 of 12), Baylor, '85 Liberty |
| Passing Yards | 348 | Tony Banks (22 of 44), Michigan State, '95 Independence |
| Passes Had Intercepted | 4 | Todd Ellis, South Carolina, '87 Gator |
| Touchdown Passes | 4 | Kurt Kittner, Illinois, '02 Sugar |

RECEIVING

| | | |
|----------------------|-----|---|
| Pass Receptions | 11 | James Ingram (163 yards), Baylor, '63 Bluebonnet |
| Receiving Yards | 178 | Walter Young (6 rec.), Illinois, '02 Sugar |
| Touchdown Receptions | 2 | Six players |
| Longest Pass | 78 | Tony Banks to Mushin Muhammed, Michigan State, '95 Independence |

TOTAL OFFENSE

| | | |
|-------------------|-----|---|
| Plays | 58 | Todd Ellis, South Carolina, '87 Gator |
| Yards | 320 | Tony Banks, Michigan St., '95 Independence |
| All Purpose Yards | 320 | Tony Banks (348 pass, -28 rush), Michigan State, '95 Independence |

SCORING

| | | |
|--------------------|----|--|
| Points | 12 | Twelve players |
| Touchdowns | 2 | Many players |
| Kicking Points | 7 | Three players |
| Extra Points | 5 | Ken Tipps, Oklahoma, '50 Sugar |
| Field Goals | 3 | Scott Cengia, Notre Dame, '97 Independence |
| Longest Field Goal | 49 | Jerry DePoyster, Wyoming, '68 Sugar |

INTERCEPTIONS

| | | |
|----------------------|----|--|
| Interceptions | 2 | Chad Daffer, Nebraska, '85 Sugar David Holmes, Syracuse, '89 Hall of Fame |
| Interception Yards | 59 | Loren Schweninger (1 ret.), Colorado, '62 Orange |
| Longest Interception | 59 | Loren Schweninger, Colorado, '62 Orange |

PUNT RETURNS


| | | |
|---------------------|----|---|
| Punt Returns | 5 | Kelly Rhino (81 yards), Georgia Tech, '00 Peach |
| Punt Return Yards | 81 | Kelly Rhino (5 ret.), Georgia Tech, '00 Peach |
| Longest Punt Return | 42 | Irving Fryar, Nebraska, '83 Orange |

KICKOFF RETURNS

| | | |
|------------------------|-----|--|
| Kickoff Returns | 4 | Four players |
| Kickoff Return Yards | 132 | Derrick Mason (4 ret.), Michigan State, '95 Independence |
| Longest Kickoff Return | 100 | Derrick Mason, Michigan State, '95 Independence |

PUNTING

| | | |
|-----------------|------|---|
| Punts | 14 | Sammy Baugh (672 yards), Texas Christian, '36 Sugar |
| Punting Average | 49.0 | Jerry DePoyster (4 for 196), Wyoming, '68 Sugar |
| Longest Punt | 75 | Stanley Turner, Texas A & M, '44 Cotton |



Domanick Davis set LSU and Sugar Bowl records with four rushing touchdowns in the 2002 win against Illinois.

Rushing Leaders

| YEAR | PLAYER | ATT. | YDS. | AVG. |
|------|--------------------|------|-------|------|
| 1937 | Young Bussey | 97 | 371 | 3.8 |
| 1938 | Jabbo Stell | 78 | 277 | 3.6 |
| 1939 | Charley Anastasio | 79 | 287 | 3.6 |
| 1940 | Adrian Dodson | 142 | 556 | 3.9 |
| 1941 | Walter Gorinski | 88 | 280 | 3.2 |
| 1942 | Alvin Dark | 60 | 433 | 7.2 |
| 1943 | Steve Van Buren | 150 | 847 | 5.6 |
| 1944 | Elwyn Rowan | 69 | 288 | 4.2 |
| 1945 | Gene Knight | 85 | 667 | 7.8 |
| 1946 | Gene Knight | 95 | 473 | 5.0 |
| 1947 | Rip Collins | 73 | 315 | 4.3 |
| 1948 | Rip Collins | 58 | 277 | 4.4 |
| 1949 | Billy Baggett | 87 | 481 | 5.5 |
| 1950 | Billy Baggett | 119 | 778 | 6.5 |
| 1951 | Leroy Labat | 152 | 574 | 3.8 |
| 1952 | Al Doggett | 71 | 382 | 5.4 |
| 1953 | Jerry Marchand | 137 | 696 | 5.1 |
| 1954 | Chuck Jons | 88 | 408 | 4.6 |
| 1955 | O.K. Ferguson | 117 | 465 | 4.0 |
| 1956 | Jimmy Taylor | 117 | 552 | 4.7 |
| 1957 | Jimmy Taylor | 162 | 762 | 4.7 |
| 1958 | Billy Cannon | 115 | 686 | 5.9 |
| 1959 | Billy Cannon | 139 | 598 | 4.3 |
| 1960 | Jerry Stovall | 65 | 298 | 4.5 |
| 1961 | Earl Gros | 90 | 406 | 4.5 |
| 1962 | Jerry Stovall | 89 | 368 | 4.1 |
| 1963 | Don Schwab | 108 | 553 | 5.1 |
| 1964 | Don Schwab | 160 | 583 | 4.3 |
| 1965 | Joe Labruzzo | 103 | 509 | 4.9 |
| 1966 | Jimmy Dousay | 104 | 441 | 4.2 |
| 1967 | Tommy Allen | 106 | 535 | 5.0 |
| 1968 | Kenny Newfield | 85 | 441 | 5.2 |
| 1969 | Eddie Ray | 115 | 591 | 5.1 |
| 1970 | Art Cantrelle | 247 | 892 | 3.6 |
| 1971 | Art Cantrelle | 133 | 649 | 4.9 |
| 1972 | Chris Dantin | 165 | 707 | 4.3 |
| 1973 | Brad Davis | 173 | 904 | 5.2 |
| 1974 | Brad Davis | 169 | 701 | 4.1 |
| 1975 | Terry Robiskie | 214 | 765 | 3.6 |
| 1976 | Terry Robiskie | 224 | 1,117 | 5.0 |
| 1977 | Charles Alexander | 311 | 1,686 | 5.4 |
| 1978 | Charles Alexander | 281 | 1,172 | 4.2 |
| 1979 | Hokie Gajan | 134 | 568 | 4.2 |
| 1980 | Jesse Myles | 76 | 403 | 5.3 |
| 1981 | Jesse Myles | 72 | 202 | 4.1 |
| 1982 | Dalton Hilliard | 193 | 901 | 4.7 |
| 1983 | Dalton Hilliard | 177 | 747 | 4.2 |
| 1984 | Dalton Hilliard | 254 | 1,268 | 5.0 |
| 1985 | Dalton Hilliard | 258 | 1,134 | 4.4 |
| 1986 | Harvey Williams | 178 | 700 | 3.9 |
| 1987 | Harvey Williams | 154 | 1,001 | 6.5 |
| 1988 | Eddie Fuller | 153 | 647 | 4.2 |
| 1989 | Eddie Fuller | 140 | 649 | 4.6 |
| 1990 | Harvey Williams | 205 | 953 | 4.7 |
| 1991 | Odell Beckham | 81 | 397 | 4.9 |
| 1992 | Robert Davis | 123 | 527 | 4.3 |
| 1993 | Jay Johnson | 106 | 558 | 5.3 |
| 1994 | Jermaine Sharp | 135 | 750 | 5.6 |
| 1995 | Kevin Faulk | 174 | 852 | 4.9 |
| 1996 | Kevin Faulk | 248 | 1,282 | 5.2 |
| 1997 | Kevin Faulk | 205 | 1,144 | 5.6 |
| 1998 | Kevin Faulk | 229 | 1,279 | 5.6 |
| 1999 | Rondell Mealey | 170 | 637 | 3.7 |
| 2000 | LaBrandon Toefield | 165 | 682 | 4.1 |
| 2001 | LaBrandon Toefield | 230 | 992 | 4.3 |
| 2002 | Domanick Davis | 193 | 931 | 4.8 |
| 2003 | Justin Vincent | 154 | 1,001 | 6.5 |

Passing Leaders

| YEAR | PLAYER | ATT. | CMP. | YDS. | TD |
|------|-----------------|------|------|-------|----|
| 1937 | Young Bussey | 78 | 35 | 712 | 8 |
| 1938 | Young Bussey | 52 | 18 | 285 | 1 |
| 1939 | Leo Bird | 77 | 35 | 574 | 7 |
| 1940 | Leo Bird | 55 | 20 | 246 | 2 |
| 1941 | Leo Bird | 76 | 27 | 358 | 3 |
| 1942 | Alvin Dark | 106 | 40 | 556 | 5 |
| 1943 | Gene Knight | 51 | 19 | 190 | 1 |
| 1944 | Y.A. Tittle | 62 | 36 | 552 | 3 |
| 1945 | Y.A. Tittle | 77 | 35 | 404 | 3 |
| 1946 | Y.A. Tittle | 92 | 45 | 780 | 13 |
| 1947 | Y.A. Tittle | 96 | 49 | 489 | 4 |
| 1948 | Charlie Pevey | 99 | 37 | 607 | 5 |
| 1949 | Charlie Pevey | 86 | 36 | 521 | 6 |
| 1950 | Norm Stevens | 108 | 42 | 551 | 4 |
| 1951 | Jim Barton | 75 | 29 | 417 | 1 |
| 1952 | Norm Stevens | 97 | 52 | 583 | 2 |
| 1953 | Al Doggett | 142 | 68 | 822 | 4 |
| 1954 | Al Doggett | 104 | 34 | 459 | 2 |
| 1955 | M.C. Reynolds | 115 | 51 | 660 | 6 |
| 1956 | M.C. Reynolds | 70 | 30 | 385 | 1 |
| 1957 | Win Turner | 41 | 16 | 231 | 2 |
| 1958 | Warren Rabb | 90 | 45 | 591 | 8 |
| 1959 | Warren Rabb | 65 | 33 | 422 | 4 |
| 1960 | Lynn Amedee | 67 | 31 | 438 | 4 |
| 1961 | Lynn Amedee | 94 | 40 | 485 | 2 |
| 1962 | Lynn Amedee | 63 | 24 | 457 | 2 |
| 1963 | Pat Screen | 38 | 22 | 194 | 1 |
| 1964 | Pat Screen | 99 | 55 | 561 | 1 |
| 1965 | Nelson Stokley | 50 | 32 | 468 | 3 |
| 1966 | Fred Haynes | 91 | 39 | 424 | 2 |
| 1967 | Nelson Stokley | 130 | 71 | 939 | 4 |
| 1968 | Mike Hillman | 118 | 64 | 787 | 5 |
| 1969 | Mike Hillman | 167 | 93 | 1,180 | 8 |
| 1970 | Buddy Lee | 138 | 73 | 1,162 | 6 |
| 1971 | Bert Jones | 119 | 66 | 945 | 9 |
| 1972 | Bert Jones | 199 | 103 | 1,446 | 14 |
| 1973 | Mike Miley | 107 | 60 | 978 | 7 |
| 1974 | Billy Broussard | 103 | 41 | 700 | 1 |
| 1975 | Pat Lyons | 168 | 72 | 457 | 4 |
| 1976 | Pat Lyons | 133 | 54 | 685 | 3 |
| 1977 | Steve Ensminger | 159 | 71 | 952 | 9 |
| 1978 | David Woodley | 153 | 79 | 995 | 3 |
| 1979 | Steve Ensminger | 174 | 80 | 1,168 | 5 |
| 1980 | Alan Risher | 143 | 82 | 971 | 9 |
| 1981 | Alan Risher | 238 | 150 | 1,780 | 5 |
| 1982 | Alan Risher | 234 | 149 | 1,834 | 17 |
| 1983 | Jeff Wickersham | 337 | 193 | 2,542 | 7 |
| 1984 | Jeff Wickersham | 312 | 178 | 2,165 | 12 |
| 1985 | Jeff Wickersham | 346 | 209 | 2,145 | 5 |
| 1986 | Tommy Hodson | 288 | 175 | 2,261 | 19 |
| 1987 | Tommy Hodson | 265 | 162 | 2,125 | 15 |
| 1988 | Tommy Hodson | 293 | 154 | 2,074 | 13 |
| 1989 | Tommy Hodson | 317 | 183 | 2,655 | 22 |
| 1990 | Chad Loup | 141 | 75 | 975 | 3 |
| 1991 | Chad Loup | 174 | 102 | 1,181 | 9 |
| 1992 | Jamie Howard | 200 | 101 | 1,349 | 5 |
| 1993 | Jamie Howard | 248 | 106 | 1,319 | 7 |
| 1994 | Jamie Howard | 274 | 140 | 1,997 | 13 |
| 1995 | Jamie Howard | 212 | 112 | 1,493 | 9 |
| 1996 | Herb Tyler | 187 | 109 | 1,688 | 7 |
| 1997 | Herb Tyler | 209 | 127 | 1,581 | 10 |
| 1998 | Herb Tyler | 250 | 153 | 2,018 | 18 |
| 1999 | Josh Booty | 333 | 162 | 1,830 | 7 |
| 2000 | Josh Booty | 290 | 145 | 2,121 | 17 |
| 2001 | Rohan Davey | 367 | 217 | 3,347 | 18 |
| 2002 | Marcus Randall | 181 | 87 | 1,173 | 7 |
| 2003 | Matt Mauck | 358 | 229 | 2,825 | 28 |

Receiving Leaders

| YEAR | PLAYER | NO. | YDS. | TD |
|------|--------------------|-----|-------|----|
| 1937 | Ken Kavanaugh, Sr. | 11 | 310 | 4 |
| 1938 | Ken Kavanaugh, Sr. | 17 | 294 | 5 |
| 1939 | Ken Kavanaugh, Sr. | 30 | 470 | 7 |
| 1940 | Odell Weaver | 7 | 139 | 1 |
| 1941 | Dudley Pillow | 16 | 214 | 2 |
| 1942 | Jim McLeod | 15 | 278 | 1 |
| 1943 | Carroll Griffith | 6 | 67 | 0 |
| 1944 | Dan Sandifer | 10 | 241 | 1 |
| 1945 | Clyde Lindsey | 11 | 147 | 0 |
| 1946 | Sam Lyle | 7 | 162 | 3 |
| 1947 | Ray Bullock | 12 | 188 | 2 |
| 1948 | Abner Wimberly | 10 | 197 | 2 |
| 1949 | Sam Lyle | 20 | 268 | 2 |
| 1950 | Warren Virgets | 25 | 455 | 3 |
| 1951 | Warren Virgets | 17 | 263 | 1 |
| 1952 | Jim Mitchell | 17 | 209 | 0 |
| 1953 | Jerry Marchand | 13 | 192 | 1 |
| 1954 | Joe Tuminello | 13 | 181 | 3 |
| 1955 | Chuck Lyons | 14 | 217 | 3 |
| 1956 | J.W. Brodnax | 13 | 123 | 0 |
| 1957 | Billy Cannon | 11 | 199 | 1 |
| 1958 | Johnny Robinson | 16 | 235 | 3 |
| 1959 | Johnny Robinson | 16 | 181 | 4 |
| 1960 | Jerry Stovall | 12 | 114 | 0 |
| 1961 | Wendell Harris | 10 | 177 | 2 |
| 1962 | Jerry Stovall | 9 | 213 | 1 |
| 1963 | Billy Truax | 10 | 112 | 1 |
| 1964 | Doug Moreau | 33 | 391 | 4 |
| 1965 | Doug Moreau | 29 | 468 | 3 |
| 1966 | Billy Masters | 24 | 241 | 1 |
| 1967 | Tommy Morel | 28 | 404 | 3 |
| 1968 | Tommy Morel | 42 | 564 | 2 |
| 1969 | Lonny Myles | 43 | 559 | 4 |
| 1970 | Andy Hamilton | 39 | 870 | 6 |
| 1971 | Andy Hamilton | 45 | 854 | 9 |
| 1972 | Gerald Keigley | 27 | 433 | 7 |
| 1973 | Brad Boyd | 16 | 259 | 3 |
| 1974 | Brad Boyd | 18 | 275 | 2 |
| 1975 | Carl Otis Trimble | 16 | 177 | 2 |
| 1976 | Carl Otis Trimble | 14 | 211 | 2 |
| 1977 | Carlos Carson | 23 | 552 | 10 |
| 1978 | Mike Quintela | 30 | 352 | 1 |
| 1979 | Carlos Carson | 39 | 608 | 2 |
| 1980 | Greg LaFleur | 18 | 243 | 0 |
| 1981 | Orlando McDaniel | 41 | 719 | 2 |
| 1982 | Eric Martin | 45 | 817 | 7 |
| 1983 | Eric Martin | 52 | 1,064 | 5 |
| 1984 | Eric Martin | 47 | 668 | 2 |
| 1985 | Garry James | 50 | 414 | 0 |
| 1986 | Wendell Davis | 80 | 1,244 | 11 |
| 1987 | Wendell Davis | 72 | 993 | 7 |
| 1988 | Tony Moss | 55 | 957 | 6 |
| 1989 | Tony Moss | 59 | 934 | 9 |
| 1990 | Todd Kinchen | 34 | 660 | 3 |
| 1991 | Todd Kinchen | 53 | 855 | 5 |
| 1992 | Wes Jacob | 38 | 511 | 2 |
| | Scott Ray | 38 | 534 | 1 |
| 1993 | Brett Bech | 30 | 429 | 3 |
| 1994 | Brett Bech | 45 | 772 | 5 |
| 1995 | Sheddric Wilson | 60 | 845 | 6 |
| 1996 | David LaFleur | 30 | 439 | 3 |
| 1997 | Larry Foster | 43 | 579 | 4 |
| 1998 | Larry Foster | 56 | 722 | 4 |
| 1999 | Jerel Myers | 64 | 854 | 2 |
| 2000 | Josh Reed | 65 | 1,127 | 10 |
| 2001 | Josh Reed | 94 | 1,740 | 7 |
| 2002 | Michael Clayton | 57 | 749 | 5 |
| 2003 | Michael Clayton | 78 | 1,079 | 10 |

Yearly Leaders

INTRO THE CHAMPIONS THIS IS LSU PLAYERS COACHES PREVIEW REVIEW RECORDS HONORS HISTORY LSU MEDIA

Scoring Leaders

| YEAR | NAME, POS. | POINTS |
|------|---------------------------------------|--------|
| 1933 | Abe Mickal, B | 38 |
| 1934 | Walter Sullivan, B | 36 |
| 1935 | Bill Crass, B | 36 |
| 1936 | Gaynell Tinsley, E | 48 |
| 1937 | Pinky Rohm, B; Jabbo Stell, B | 54 |
| 1938 | Ken Kavanaugh, Sr., E | 31 |
| 1939 | Ken Kavanaugh, Sr., E | 54 |
| 1940 | Adrian Dodson, B | 42 |
| 1941 | Sulcer Harris, B | 36 |
| 1942 | Walter Gorinski, B | 36 |
| 1943 | Steve Van Buren, B | 98 |
| 1944 | Elwyn Rowan, FB | 18 |
| 1945 | Gene Knight, FB | 51 |
| 1946 | Al Heroman, HB | 30 |
| 1947 | Zollie Toth, FB; Rip Collins, FB | 30 |
| 1948 | Six Players Tied | 12 |
| 1949 | Carroll Griffith, QB | 39 |
| 1950 | Ken Konz, HB | 45 |
| 1951 | Leroy Labat, HB | 30 |
| 1952 | Jerry Marchand, FB | 42 |
| 1953 | Jerry Marchand, FB | 48 |
| 1954 | Vince Gonzales, HB Chuck Jones, HB | 24 |
| 1955 | Vince Gonzales, HB | 32 |
| 1956 | Jimmy Taylor, FB | 59 |
| 1957 | Jimmy Taylor, FB | 86 |
| 1958 | Billy Cannon, FB | 74 |
| 1959 | Billy Cannon, HB | 44 |
| 1960 | Wendell Harris, HB | 34 |
| 1961 | Wendell Harris, HB | 94 |
| 1962 | Jerry Stovall, HB | 66 |
| 1963 | Donald Schwab, FB | 36 |
| 1964 | Doug Moreau, FL | 73 |
| 1965 | Doug Moreau, SE | 59 |
| 1966 | Tommy Allen, TB | 31 |
| 1967 | Roy Hurd, K | 31 |
| 1968 | Mark Lumpkin, K | 40 |
| 1969 | Mark Lumpkin, K | 62 |
| 1970 | Mark Lumpkin, K | 53 |
| 1971 | Jay Michaelson, TE | 72 |
| 1972 | Rusty Jackson, K | 46 |
| 1973 | Rusty Jackson, K | 46 |
| 1974 | Brad Davis, B | 54 |
| 1975 | Terry Robiskie, B | 62 |
| 1976 | Terry Robiskie, B | 72 |
| 1977 | Charles Alexander, B | 104 |
| 1978 | Charles Alexander, B | 98 |
| 1979 | Don Barthel, K David Woodley, QB | 42 |
| 1980 | David Johnston, K | 42 |
| 1981 | David Johnston, K | 47 |
| 1982 | Dalton Hilliard, TB | 96 |
| 1983 | Juan Betanzos, K | 67 |
| 1984 | Dalton Hilliard, RB | 84 |
| 1985 | Dalton Hilliard, RB | 84 |
| 1986 | Wendell Davis, WR | 66 |
| 1987 | David Brownndyke, PK | 83 |
| 1988 | David Brownndyke, PK | 77 |
| 1989 | David Brownndyke, PK | 71 |
| 1990 | Pedro Suarez, PK | 59 |
| 1991 | Pedro Suarez, PK | 59 |

Andre Lafleur led LSU in scoring for three straight years from 1993-95.



Charles Alexander ranks second in LSU history in single-season scoring with 104 points in 1977.

| | | |
|------|------------------------|-----|
| 1992 | Robert Toomer, FB | 32 |
| 1993 | André Lafleur, PK | 59 |
| 1994 | André Lafleur, PK | 57 |
| 1995 | André Lafleur, PK | 73 |
| 1996 | Kevin Faulk, TB | 84 |
| 1997 | Kevin Faulk, TB | 90 |
| 1998 | Kevin Faulk, TB | 102 |
| 1999 | Rondell Mealey, TB | 54 |
| 2000 | John Corbello, PK | 63 |
| 2001 | LaBrandon Toefield, TB | 114 |
| 2002 | John Corbello, PK | 85 |
| 2003 | Devery Henderson, WR | 66 |



Leading Tacklers (Since 1962)

| YEAR | PLAYER | POSITION | TACKLES |
|------|----------------------------------|--------------------------|---------|
| 1962 | Dennis Gaubatz | Linebacker | 59 |
| 1963 | Robbie Hucklebridge | Guard | 51 |
| 1964 | Mike Vincent | Linebacker | 60 |
| 1965 | Mike Vincent | Linebacker | 54 |
| 1966 | George Bevan | Linebacker | 81 |
| 1967 | Benny Griffin | Linebacker | 74 |
| 1968 | Mike Anderson | Linebacker | 89 |
| 1969 | George Bevan | Linebacker | 72 |
| 1970 | Mike Anderson | Linebacker | 74 |
| 1971 | Ronnie Estay | Tackle | 73 |
| 1972 | Warren Capone | Linebacker | 71 |
| 1973 | Warren Capone | Linebacker | 70 |
| 1974 | Steve Cassidy | Tackle | 79 |
| 1975 | Steve Cassidy | Tackle | 83 |
| 1976 | Jon Streete Dan Alexander | Linebacker Tackle | 74 |
| 1977 | John Adams | End | 62 |
| 1978 | Lyman White | End | 91 |
| 1979 | Lyman White | End | 109 |
| 1980 | Al Richardson | Linebacker | 129 |
| 1981 | Al Richardson | Linebacker | 150 |
| 1982 | Lawrence Williams | Linebacker | 123 |
| 1983 | Shawn Burks | Linebacker | 98 |
| 1984 | Shawn Burks | Linebacker | 108 |
| 1985 | Shawn Burks | Linebacker | 113 |
| 1986 | Toby Caston | Linebacker | 97 |
| 1987 | Nicky Hazard | Linebacker | 107 |
| 1988 | Verge Ausberry | Linebacker | 96 |
| 1989 | Verge Ausberry | Linebacker | 89 |
| 1990 | Anthony Marshall | Safety | 90 |
| 1991 | Reggie Walker | Linebacker | 108 |
| 1992 | Anthony Williams David Walkup | Linebacker Linebacker | 69 |
| 1993 | Ricardo Washington | Linebacker | 76 |
| 1994 | Rodney Young | Cornerback | 80 |
| 1995 | Allen Stansberry | Linebacker | 109 |
| 1996 | Allen Stansberry | Linebacker | 95 |
| 1997 | Joe Wesley | Linebacker | 105 |
| 1998 | Joe Wesley | Linebacker | 93 |
| 1999 | Ryan Clark | Safety | 110 |
| 2000 | Trev Faulk | Linebacker | 113 |
| 2001 | Trev Faulk | Linebacker | 119 |
| 2002 | Bradie James | Linebacker | 154 |
| 2003 | LaRon Landry | Safety | 80 |



With 154 tackles in 2002, Bradie James became LSU's single-season record holder.

Yearly Offensive Statistics

| | GMS | PLAYS | YARDS | YPG | RUSHES | YARDS | YPG | YPC | TDS | ATTEMPTS | COMP. | YARDS | YPG | COMP.% | TDS | INTS. |
|------|-----------|------------|--------------|--------------|------------|--------------|--------------|-------------|-----------|------------|------------|--------------|--------------|-------------|-----------|-----------|
| 2003 | 14 | 994 | 5,857 | 418.4 | 593 | 2,600 | 185.7 | 4.40 | 24 | 401 | 255 | 3,257 | 201.8 | 63.6 | 30 | 14 |
| 2002 | 13 | 883 | 4,550 | 350.0 | 558 | 2,560 | 196.9 | 4.59 | 19 | 325 | 155 | 1,990 | 153.1 | 47.7 | 16 | 8 |
| 2001 | 12 | 862 | 5,418 | 451.5 | 451 | 1,840 | 153.3 | 4.08 | 28 | 411 | 238 | 3,578 | 298.2 | 57.9 | 18 | 12 |
| 2000 | 11 | 746 | 4,140 | 376.4 | 393 | 1,442 | 131.1 | 3.67 | 13 | 353 | 183 | 2,698 | 245.3 | 51.8 | 24 | 16 |
| 1999 | 11 | 713 | 3,319 | 301.7 | 308 | 907 | 82.5 | 2.94 | 13 | 405 | 200 | 2,412 | 219.3 | 49.4 | 11 | 25 |
| 1998 | 11 | 740 | 4,231 | 384.6 | 432 | 1,853 | 168.5 | 4.29 | 23 | 348 | 188 | 2,378 | 216.2 | 54.0 | 18 | 9 |
| 1997 | 11 | 746 | 4,517 | 410.6 | 521 | 2,823 | 256.6 | 5.42 | 34 | 225 | 137 | 1,694 | 154.0 | 60.9 | 11 | 7 |
| 1996 | 11 | 737 | 4,399 | 399.9 | 488 | 2,322 | 211.1 | 4.76 | 33 | 249 | 131 | 2,077 | 188.8 | 52.6 | 8 | 11 |
| 1995 | 11 | 727 | 3,924 | 356.7 | 410 | 1,635 | 148.6 | 3.99 | 18 | 317 | 175 | 2,289 | 208.1 | 55.2 | 14 | 8 |
| 1994 | 11 | 753 | 3,791 | 344.6 | 418 | 1,756 | 159.6 | 4.20 | 13 | 335 | 175 | 2,426 | 220.5 | 52.2 | 17 | 21 |
| 1993 | 11 | 759 | 3,451 | 313.7 | 418 | 1,449 | 131.7 | 3.47 | 12 | 341 | 161 | 2,002 | 182.0 | 47.2 | 9 | 16 |
| 1992 | 11 | 696 | 3,309 | 300.8 | 381 | 1,322 | 120.2 | 3.47 | 14 | 315 | 161 | 1,987 | 180.6 | 51.1 | 8 | 20 |
| 1991 | 11 | 711 | 3,561 | 323.7 | 396 | 1,710 | 155.5 | 4.32 | 10 | 315 | 174 | 2,147 | 195.2 | 55.2 | 14 | 13 |
| 1990 | 11 | 730 | 3,447 | 313.4 | 464 | 1,982 | 180.2 | 4.27 | 10 | 266 | 133 | 1,755 | 159.5 | 50.0 | 10 | 6 |
| 1989 | 11 | 728 | 4,293 | 390.3 | 401 | 1,454 | 132.2 | 3.63 | 10 | 327 | 188 | 2,839 | 258.1 | 57.5 | 26 | 12 |
| 1988 | 11 | 764 | 3,796 | 345.1 | 425 | 1,581 | 143.7 | 3.72 | 9 | 339 | 182 | 2,439 | 221.7 | 53.7 | 14 | 12 |
| 1987 | 11 | 747 | 4,843 | 440.3 | 436 | 2,289 | 208.1 | 5.25 | 24 | 311 | 187 | 2,554 | 232.2 | 60.1 | 18 | 10 |
| 1986 | 11 | 800 | 4,544 | 413.1 | 465 | 2,110 | 191.8 | 4.54 | 11 | 335 | 207 | 2,623 | 238.5 | 61.8 | 21 | 12 |
| 1985 | 11 | 882 | 4,284 | 389.5 | 516 | 2,405 | 218.6 | 4.66 | 22 | 366 | 220 | 2,267 | 206.1 | 60.1 | 6 | 10 |
| 1984 | 11 | 821 | 4,243 | 385.7 | 497 | 1,984 | 180.4 | 3.99 | 24 | 324 | 183 | 2,259 | 205.4 | 56.5 | 12 | 14 |
| 1983 | 11 | 788 | 4,129 | 375.4 | 448 | 1,583 | 143.9 | 3.53 | 22 | 340 | 194 | 2,546 | 231.5 | 57.1 | 7 | 18 |
| 1982 | 11 | 839 | 4,544 | 413.1 | 584 | 2,526 | 229.6 | 4.33 | 26 | 255 | 162 | 2,018 | 183.5 | 63.5 | 21 | 8 |
| 1981 | 11 | 763 | 3,403 | 309.4 | 496 | 1,493 | 135.7 | 3.01 | 26 | 267 | 163 | 1,910 | 173.6 | 61.0 | 6 | 12 |
| 1980 | 11 | 743 | 3,185 | 289.5 | 564 | 1,952 | 177.5 | 3.46 | 19 | 179 | 99 | 1,233 | 112.1 | 55.3 | 9 | 7 |
| 1979 | 11 | 791 | 3,919 | 356.3 | 496 | 1,858 | 168.9 | 3.75 | 26 | 295 | 137 | 2,061 | 187.4 | 46.4 | 7 | 14 |
| 1978 | 11 | 837 | 4,127 | 375.2 | 613 | 2,678 | 243.5 | 4.37 | 25 | 224 | 111 | 1,449 | 131.7 | 49.6 | 5 | 11 |
| 1977 | 11 | 872 | 4,542 | 412.9 | 674 | 3,352 | 304.7 | 4.97 | 35 | 198 | 85 | 1,190 | 108.2 | 42.9 | 12 | 6 |
| 1976 | 11 | 840 | 3,972 | 361.1 | 663 | 3,041 | 276.5 | 4.59 | 29 | 177 | 72 | 931 | 84.6 | 40.7 | 3 | 10 |
| 1975 | 11 | 771 | 3,001 | 272.8 | 575 | 1,935 | 175.9 | 3.37 | 15 | 196 | 83 | 1,066 | 96.9 | 42.3 | 4 | 17 |
| 1974 | 11 | 799 | 3,438 | 312.5 | 655 | 2,525 | 229.5 | 3.85 | 23 | 144 | 59 | 913 | 83.0 | 41.0 | 2 | 7 |
| 1973 | 11 | 818 | 3,832 | 348.4 | 675 | 2,622 | 238.4 | 3.88 | 21 | 143 | 76 | 1,210 | 110.0 | 53.1 | 9 | 13 |
| 1972 | 11 | 856 | 3,942 | 358.4 | 609 | 2,241 | 203.7 | 3.68 | 11 | 247 | 125 | 1,701 | 154.6 | 50.6 | 17 | 12 |
| 1971 | 11 | 832 | 4,263 | 387.5 | 590 | 2,501 | 227.4 | 4.24 | 21 | 242 | 123 | 1,762 | 160.2 | 50.8 | 20 | 11 |
| 1970 | 11 | 840 | 3,738 | 339.8 | 599 | 1,702 | 154.7 | 2.84 | 21 | 241 | 126 | 2,036 | 185.1 | 52.3 | 11 | 14 |
| 1969 | 10 | 860 | 4,089 | 408.9 | 591 | 2,202 | 220.2 | 3.73 | 30 | 269 | 139 | 1,887 | 188.7 | 51.7 | 14 | 13 |
| 1968 | 10 | 796 | 3,507 | 350.7 | 567 | 1,962 | 196.2 | 3.46 | 19 | 229 | 121 | 1,545 | 154.5 | 52.8 | 6 | 13 |
| 1967 | 10 | 741 | 3,605 | 360.5 | 554 | 2,361 | 236.1 | 4.26 | 27 | 187 | 95 | 1,244 | 124.4 | 50.8 | 6 | 9 |
| 1966 | 10 | 669 | 2,466 | 246.6 | 537 | 1,859 | 185.9 | 3.46 | 11 | 132 | 56 | 607 | 60.7 | 42.4 | 4 | 9 |
| 1965 | 10 | 645 | 3,073 | 307.3 | 497 | 2,077 | 207.7 | 4.18 | 23 | 148 | 73 | 996 | 99.6 | 49.3 | 8 | 9 |
| 1964 | 10 | 665 | 2,639 | 263.9 | 483 | 1,694 | 169.4 | 3.51 | 4 | 182 | 86 | 945 | 94.5 | 47.3 | 5 | 11 |
| 1963 | 10 | 612 | 2,499 | 249.9 | 518 | 2,087 | 208.7 | 4.03 | 16 | 94 | 42 | 412 | 41.2 | 44.7 | 2 | 8 |
| 1962 | 10 | 644 | 2,679 | 267.9 | 536 | 1,960 | 196.0 | 3.66 | 16 | 108 | 40 | 719 | 71.9 | 37.0 | 3 | 4 |
| 1961 | 10 | 636 | 2,900 | 290.0 | 516 | 2,196 | 219.6 | 4.26 | 23 | 120 | 52 | 704 | 70.4 | 43.3 | 4 | 6 |
| 1960 | 10 | 608 | 2,429 | 242.9 | 484 | 1,709 | 170.9 | 3.53 | 9 | 124 | 57 | 720 | 72.0 | 46.0 | 4 | 9 |
| 1959 | 10 | 641 | 2,600 | 260.0 | 510 | 1,866 | 186.6 | 3.66 | 15 | 131 | 59 | 734 | 73.4 | 45.0 | 8 | 9 |
| 1958 | 10 | 583 | 2,787 | 278.7 | 441 | 1,965 | 196.5 | 4.46 | 28 | 142 | 62 | 822 | 82.2 | 43.7 | 11 | 8 |
| 1957 | 10 | 570 | 2,447 | 244.7 | 477 | 1,936 | 193.6 | 4.06 | 16 | 93 | 34 | 511 | 51.1 | 36.6 | 3 | 8 |
| 1956 | 10 | 653 | 2,533 | 253.3 | 505 | 1,803 | 180.3 | 3.57 | 11 | 148 | 54 | 730 | 73.0 | 36.5 | 3 | 19 |
| 1955 | 10 | 655 | 2,516 | 251.6 | 491 | 1,670 | 167.0 | 3.40 | 9 | 164 | 65 | 846 | 84.6 | 39.6 | 8 | 18 |
| 1954 | 11 | 654 | 2,547 | 231.5 | 507 | 1,803 | 163.9 | 3.56 | 14 | 147 | 54 | 744 | 67.6 | 36.7 | 5 | 20 |
| 1953 | 11 | 693 | 2,933 | 266.6 | 518 | 2,059 | 187.2 | 3.97 | 21 | 175 | 77 | 874 | 79.5 | 44.0 | 5 | 14 |
| 1952 | 10 | 614 | 2,681 | 268.1 | 436 | 1,827 | 182.7 | 4.19 | 17 | 178 | 76 | 854 | 85.4 | 42.7 | 4 | 13 |
| 1951 | 11 | 794 | 2,962 | 269.3 | 602 | 1,977 | 179.7 | 3.28 | 15 | 192 | 79 | 985 | 89.5 | 41.1 | 2 | 19 |
| 1950 | 11 | 690 | 2,866 | 260.5 | 518 | 1,981 | 180.1 | 3.82 | 16 | 172 | 62 | 885 | 80.5 | 36.0 | 7 | 12 |

NOTE: Bowl games are not included in stats until 2002.

Bold face indicates school record.

- INTRO
- THE CHAMPIONS
- THIS IS LSU
- PLAYERS
- COACHES
- PREVIEW
- REVIEW
- RECORDS**
- HONORS
- HISTORY
- LSU
- MEDIA

