


Game Seven



LSU **34**
Kentucky **0**

October 14, 2000
 Tiger Stadium
 Baton Rouge, La.
 Attendance: 85,664

WHAT THEY SAID...

"This is a good win for us to get back to the right side of the ledger. I think we need to step up to the task of being able to handle a win and put a couple in a row. We'll see if we're up to it."

– LSU head coach Nick Saban

"Forget that bend but don't break stuff. They shut us down."

– Kentucky center Keith Chatelain

"We didn't come out expecting a shutout, but we put a lot of pressure on ourselves to hold them down because they're such a great offense."

– LSU linebacker Trev Faulk

WHAT THEY DID...

Trev Faulk - Louisiana Defensive Player of the Week

TIGERS GROUND KENTUCKY AIR ATTACK WITH 34-0 WIN

Behind three touchdown passes from quarterback Josh Booty and an outstanding overall defensive performance, LSU evened its Southeastern Conference record at 2-2 and moved to 4-3 overall with a convincing 34-0 win over Kentucky in Tiger Stadium. Booty connected for TD passes with three different receivers, hitting Josh Reed, Reggie Robinson and Eric Edwards. Devery Henderson added a touchdown and John Corbello kicked two field goals. Defensively, the Tigers were led by the standout linebacker tandem of Bradie James and Trev Faulk, who recorded 17 and 13 tackles respectively. The Tigers handed Wildcat coach Hal Mumme the first shutout of his Kentucky career. LSU finished its 2001 against SEC Eastern Division teams with a 2-1 mark.

KENTUCKY	0	0	0	0	-0
LSU	10	0	10	14	-34
LSU	10:27	1Q	Josh Reed 7 pass from Josh Booty (John Corbello kick)		
LSU	0:48	1Q	Corbello 38 field goal		
LSU	11:06	3Q	Devery Henderson 8 run (Corbello kick)		
LSU	4:02	3Q	Reggie Robinson 13 pass from Booty (Corbello kick)		
LSU	14:00	4Q	Corbello 31 field goal		
LSU	4:55	4Q	Eric Edwards 25 pass from Booty (Corbello kick)		

	UK	LSU
FIRST DOWNS	23	23
RUSHING	7	7
PASSING	15	13
PENALTY	1	3
RUSHING ATTEMPTS	22	46
YARDS GAINED RUSHING	123	146
YARDS LOST RUSHING	6	32
NET YARDS RUSHING	117	114
NET YARDS PASSING	280	225
PASSES ATTEMPTED	55	33
PASSES COMPLETED	31	15
HAD INTERCEPTED	1	0
TOTAL OFFENSIVE PLAYS	77	79
TOTAL NET YARDS	397	339
AVERAGE GAIN PER PLAY	5.2	4.3
FUMBLES/LOST	4-3	0-0
PENALTIES/YARDS	8-60	3-39
INTERCEPTIONS/YARDS	0-0	1-0
PUNTS/YARDS	1-38	4-172
AVERAGE PER PUNT	38.0	43.0
PUNT RETURNS/YARDS	3-(-4)	0-0
KICKOFF RETURNS/YARDS	5-93	1-14
POSSESSION TIME	25:46	34:14
THIRD-DOWN CONVERSIONS	6-of-14	11-of-19
SACKS BY	1-11	1-2

NOTES ON THE GAME:

- Trev Faulk recovered his third fumble of the year in the third quarter, with the other two coming against Auburn and UAB. His three recoveries led to 17 points for the Tigers (3 vs. Auburn, 7 vs. UAB, 7 vs. Kentucky).
- Devery Henderson ran for his second touchdown of the season on an 8-yard scamper. His other touchdown came when he broke loose for a 32-yard score in the 58-0 win over Western Carolina on Sept. 2.
- The three fumble recoveries for the Tigers were the most for an LSU team since a 31-10 loss to Florida on Oct. 9, 1999. The Tigers last recovered more than three when picking up five Mississippi State fumbles in a 44-24 win on Sept. 10, 1994.
- LSU won, despite being outgained in total yards 397-339. It is the second time this year that LSU has allowed more yards than it gained and won, with the other coming in the 28-13 win over Houston on Sept. 9. Houston racked up 438 yards to LSU's 297.
- It was the first shutout against an SEC team since a 27-0 win at Alabama on Nov. 8, 1997 and the first home shutout of a conference opponent since LSU beat Vanderbilt 35-0 on Oct. 5, 1996.
- It was the first time since 1997 that the LSU defense registered two shutouts in a season (58-0 vs. Western Carolina and 34-0 vs. Kentucky). In 1997, LSU beat Akron, 56-0, and Alabama, 27-0.
- It was the first time Kentucky was shut out in the Hal Mumme era. The last time the Wildcats went scoreless was Sept. 28, 1996 in a 65-0 loss to Florida.



Walter Moreham (15) and Damien James (5) helped the Tigers to their first shut out of an opponent since 1997.



Bradie James (11) and Trev Faulk (7) combined for 30 tackles against the Wildcasts.

LSU

RUSHING	ATT.	GAIN	LOST	NET	TD	LONG
L. Toefield	18	64	12	52	0	14
Domanick Davis	13	48	3	45	0	11
D. Henderson	7	24	6	18	1	8
Tommy Banks	4	5	0	5	0	2
Josh Booty	4	5	11	-6	0	2

PASSING	ATT.	COMP	INT.	YDS.	TD	LONG	SACKS
Josh Booty	33	15	0	225	3	36	1

RECEIVING	NO.	YDS.	TD	LONG
Josh Reed	7	67	1	16
Eric Edwards	2	59	1	34
Jerel Myers	2	52	0	36
L. Toefield	2	20	0	11
Robert Royal	1	14	0	14
Reggie Robinson	1	13	1	13

PUNTING	NO.	YDS.	AVG.	LONG	I20
Donnie Jones	4	172	43.0	51	2

FIELD GOALS	ATT.	MADE	LONG	KICKS
John Corbello	3	2	38	Made 38, 31, Missed 43

ALL RETURNS	PUNTS			KICKOFFS			INTERCEPTIONS		
	NO.	YDS	LP	NO.	YDS	LP	NO.	YDS	LP
Jerel Myers	0	0	0	1	14	14	0	0	0
Erin Damond	0	0	0	0	0	0	1	0	0

KENTUCKY

RUSHING	ATT.	GAIN	LOST	NET	TD	LONG
Martez Johnson	11	57	4	53	0	19
Jared Lorenzen	6	29	2	27	0	14
Ernest Simms	1	16	0	16	0	16
Derek Homer	2	12	0	12	0	11
Artose Pinner	1	5	0	5	0	5
Joel Bryan	1	4	0	4	0	4

PASSING	ATT.	COMP	INT.	YDS.	TD	LONG	SACKS
Jared Lorenzen	55	31	1	280	0	22	1


RECEIVING	NO.	YDS.	TD	LONG
Quentin McCord	4	51	0	22
Derek Smith	3	41	0	18
Dougie Allen	3	26	0	11
Derek Abney	3	24	0	8
Martez Johnson	3	20	0	17
Derek Homer	3	19	0	8
Chase Harp	3	17	0	8
Bobby Blizzard	3	16	0	10
Kendr. Shanklin	2	24	0	17
Artose Pinner	2	6	0	8
Mike Beirne	1	21	0	21
Anthony Kelly	1	15	0	15

PUNTING	NO.	YDS.	AVG.	LONG	I20
Seth Hanson	1	38	38.0	38	0

FIELD GOALS	ATT.	MADE	LONG
Seth Hanson	1	0	-

ALL RETURNS	PUNTS			KICKOFFS			INTERCEPTIONS		
	NO.	YDS	LP	NO.	YDS	LP	NO.	YDS	LP
Derek Abney	1	1	0	0	0	0	0	0	0
Martez Johnson	0	0	0	2	21	13	0	0	0
Kendr. Shanklin	2	-5	2	1	6	6	0	0	0
Ernest Simms	0	0	0	2	66	28	0	0	0

Game Eight



LSU 45
#13 Mississippi St. 38

Overtime

October 21, 2000

Tiger Stadium

Baton Rouge, La.

Attendance: 90,584

WHAT THEY SAID...

"We were really relentless. We kept coming back and coming back. The offensive line did a fantastic job blocking some pretty good football players. Those guys (Mississippi State's defenders) got a little tired, and that helped us."

– LSU head coach Nick Saban

"I thought we had this game won when we were up 31-17. They came back and beat us by not giving up."

– Miss. St. RB Dontae Walker

"I've been here as a player in the early '60s. I've been here as a coach in the '80s. When the crowd is with it, there is no place like this in all of college football. I might add there is no place like it in the NFL. These people (LSU fans) make a difference with their squad. It's tough to play them when they get like this."

– Color analyst Bill Curry, ESPN2

WHAT THEY DID...

LaBrandon Toefield - SEC and Louisiana Offensive Player of the Week

TIGERS USE 4TH QUARTER RALLY TO BEAT MISSISSIPPI STATE

LSU overcame a 14-point fourth quarter deficit to knock off 13th-ranked Mississippi State 45-38 in overtime. The Tigers, behind 119 yards rushing from LaBrandon Toefield, torched the nation's top-rated rushing defense to the tune of 220 yards on the ground. LSU rushed for four TDs, including the game-winner on Toefield's 13-yard jaunt in overtime. The Tigers racked up 466 yards of total offense scoring the most points in an SEC game since a 63-28 win over Kentucky in 1997. LSU trailed 31-17 heading into the fourth quarter but the Tigers used a combination of rushing and passing to tie the game at 31-31 on a 20-yard TD pass from Josh Booty to Josh Reed. LSU took the lead, 38-31, on a 3-yard run by Domanick Davis with 5:24 left before State sent the game into overtime with less than two minutes left in the contest.

MISS. STATE	7	10	14	7	0	- 38
LSU	14	0	3	21	7	- 45

MSU	14:35	1Q	Terrell Grindle 82 pass from Wayne Madkin (Scott Westerfield kick)
LSU	12:07	1Q	LaBrandon Toefield 11 run (John Corbello kick)
LSU	3:26	1Q	Jerel Myers 7 pass from Josh Booty (Corbello kick)
MSU	13:26	2Q	Dontae Walker 14 run (Westerfield kick)
MSU	0:13	2Q	Westerfield 36 field goal
MSU	12:23	3Q	Madkin 6 run (Westerfield kick)
LSU	5:44	3Q	Corbello 36 field goal
MSU	1:48	3Q	Dicenzo Miller 10 run (Westerfield kick)
LSU	13:56	4Q	Domanick Davis 3 run (Corbello kick)
LSU	11:00	4Q	Reed 20 pass from Booty (Corbello kick)
LSU	5:24	4Q	Davis 3 run (Corbello kick)
MSU	1:59	4Q	Justin Griffith 5 pass from Madkin (Westerfield kick)
LSU		OT	Toefield 13 run (Corbello kick)

	MSU	LSU
FIRST DOWNS	20	27
RUSHING	15	12
PASSING	4	15
PENALTY	1	0
RUSHING ATTEMPTS	40	43
YARDS GAINED RUSHING	246	228
YARDS LOST RUSHING	7	8
NET YARDS RUSHING	239	220
NET YARDS PASSING	215	246
PASSES ATTEMPTED	26	38
PASSES COMPLETED	12	24
HAD INTERCEPTED	1	1
TOTAL OFFENSIVE PLAYS	66	81
TOTAL NET YARDS	454	466
AVERAGE GAIN PER PLAY	6.9	5.8
FUMBLES/LOST	1-0	2-1
PENALTIES/YARDS	5-29	5-45
INTERCEPTIONS/YARDS	1-7	1-0
PUNTS/YARDS	5-227	4-145
AVERAGE PER PUNT	45.4	36.3
PUNT RETURNS/YARDS	2-21	2-20
KICKOFF RETURNS/YARDS	6-95	7-112
POSSESSION TIME	25:36	34:24
THIRD-DOWN CONVERSIONS	5-of-12	11-of-16
SACKS BY	0-0	1-3

NOTES ON THE GAME:

- Josh Booty's 7-yard pass to Josh Reed in the second quarter moved the junior past Chad Loup to No.7 on the LSU career passing yards list. Booty also pasted Bert Jones into sixth place all-time. His 3,321 career passing yards made him the eighth quarterback in LSU history to throw for more than 3,000 yards.
- The win was the first time an LSU team had come back to win after trailing to start the fourth quarter. The last time was against Houston on Sept.7, 1996. The Tigers trailed 34-14 going into the fourth before scoring three fourth quarter TD's en route to a 35-34 win. The last come-from-behind victory in an SEC game was on Oct. 30, 1993. The Tigers trailed 14-13 going into the fourth before pulling out a 19-17 win. This was the first time in recorded history (since 1962) LSU won an SEC game after being two touchdowns behind at the start of the fourth quarter.



LaBrandon Toefield celebrates a 13-yard TD run in overtime which led to LSU's upset of No. 13 Mississippi State.

LSU

RUSHING	ATT.	GAIN	LOST	NET	TD	LONG
L. Toefield	26	126	7	119	2	25
Domanick Davis	12	79	0	79	2	27
D. Henderson	3	18	0	18	0	8
Tommy Banks	1	5	0	5	0	5
Team	1	0	1	-1	0	0

PASSING	ATT.	COMP	INT.	YDS.	TD	LONG	SACKS
Josh Booty	38	24	1	246	2	20	0

RECEIVING	NO.	YDS.	TD	LONG
Josh Reed	10	113	1	20
Reggie Robinson	10	102	0	20
Jerel Myers	3	18	1	8
Robert Royal	1	13	0	13

PUNTING	NO.	YDS.	AVG.	LONG	I20
Donnie Jones	4	145	36.3	40	1

FIELD GOALS	ATT.	MADE	LONG	KICKS
John Corbello	1	1	36	Made 36

ALL RETURNS	PUNTS			KICKOFFS			INTERCEPTED		
	NO.	YDS	LP	NO.	YDS	LP	NO.	YDS	LP
Fred Booker	0	0	0	0	0	0	1	0	0
Tommy Banks	0	0	0	2	27	14	0	0	0
D. Henderson	0	0	0	1	21	21	0	0	0
Domanick Davis	2	20	12	3	61	25	0	0	0
Eric Edwards	0	0	0	1	3	0	0	0	0

MISSISSIPPI STATE

RUSHING	ATT.	GAIN	LOST	NET	TD	LONG
Dicenzo Miller	17	122	4	118	1	24
Dontae Walker	10	52	0	52	1	14
Wayne Madkin	7	33	3	30	1	14
Justin Jenkins	1	18	0	18	0	18
Brandon Butler	1	14	0	14	0	14
Justin Griffith	2	6	0	6	0	3
K. Williamson	2	1	0	1	0	1

PASSING	ATT.	COMP	INT.	YDS.	TD	LONG	SACKS
Wayne Madkin	26	12	1	215	2	82	1


RECEIVING	NO.	YDS.	TD	LONG
Terrell Grindle	2	97	1	82
Dicenzo Miller	2	13	0	11
Justin Griffith	2	11	1	6
Dontae Walker	2	8	0	6
Justin Jenkins	1	39	0	39
L. Huntington	1	34	0	34
Donald Lee	1	7	0	7
K. Williamson	1	6	0	6

PUNTING	NO.	YDS.	AVG.	LONG	I20
Prentiss Cole	5	227	45.4	52	1

FIELD GOALS	ATT.	MADE	LONG
Scott Westerfield	1	1	36

ALL RETURNS	PUNTS			KICKOFFS			INTERCEPTED		
	NO.	YDS	LP	NO.	YDS	LP	NO.	YDS	LP
Dicenzo Miller	0	0	0	1	5	5	0	0	0
Dontae Walker	0	0	0	4	81	28	0	0	0
L. Huntington	2	21	15	1	9	9	0	0	0
Fred Smoot	0	0	0	0	0	0	1	7	7

Game Nine



LSU **30**
Alabama **28**

November 4, 2000
Tiger Stadium
Baton Rouge, La.
Attendance: 91,778

WHAT THEY SAID...

"The last time we beat Alabama in Tiger Stadium man walked on the moon. We'll be able to tell our kids we were part of history now."

– LSU strong safety Lionel Thomas

"I was just happy. This win was for all the Tigers who played since 1970. We finally won one at home against Alabama. Last year was such a heartbreaker at the end of the game."

– LSU quarterback Josh Booty

WHAT THEY DID...

Josh Booty - SEC and Louisiana Offensive Player of the Week

BOOTY TOSSES 4 TD PASSES AS LSU ENDS BAMA JINX, 30-28

Josh Booty threw four touchdown passes, and the Tigers once again came up with a big fourth quarter to end a 31-year drought against Alabama in Baton Rouge with a 30-28 victory over the Crimson Tide in Tiger Stadium. Trailing 21-14 with just over 12 minutes left in the contest, the Tigers scored 16 points over a five-minute span to take control of the game. Booty connected with tight end Robert Royal for a pair of fourth quarter TD passes, and John Corbello added a 28-yard field goal to give the Tigers a 30-21 lead before holding on for the final margin of victory. The Tigers guaranteed their first winning season since 1997 by out-gaining the Tide by a sizable 408-314 margin in front of a Tiger Stadium record 91,778 fans. Josh Reed caught eight passes for 129 yards with a pair of TD receptions, while Royal's two TD receptions gave him five for the year, an LSU record for tight ends. LaBrandon Toefield paced the Tigers with 85 yards on the ground, as LSU ran for 133 as a team.

ALABAMA	0	7	7	14	-28
LSU	7	7	0	16	-30

LSU	1:02	1Q	Josh Reed 34 pass from Josh Booty (John Corbello kick)
ALA	12:12	2Q	Antonio Carter 9 pass from Andrew Zow (Neal Thomas kick)
LSU	6:45	2Q	Reed 11 pass from Booty (Corbello kick)
ALA	7:17	3Q	Ahmaad Galloway 55 run (Thomas kick)
ALA	12:43	4Q	Dustin McClintock 1 run (Thomas kick)
LSU	10:06	4Q	Robert Royal 5 pass from Booty (Corbello kick)
LSU	8:18	4Q	Corbello 28 field goal
LSU	5:49	4Q	Royal 16 pass from Booty (Corbello kick)
ALA	0:07	4Q	Freddie Milons 13 pass from Zow (Thomas kick)

	BAMA	LSU
FIRST DOWNS	19	20
RUSHING	8	9
PASSING	8	10
PENALTY	3	1
RUSHING ATTEMPTS	38	39
YARDS GAINED RUSHING	178	141
YARDS LOST RUSHING	14	8
NET YARDS RUSHING	164	133
NET YARDS PASSING	150	275
PASSES ATTEMPTED	33	31
PASSES COMPLETED	15	18
HAD INTERCEPTED	1	0
TOTAL OFFENSIVE PLAYS	71	70
TOTAL NET YARDS	314	408
AVERAGE GAIN PER PLAY	4.4	5.8
FUMBLES/LOST	2-2	2-0
PENALTIES/YARDS	7-45	7-66
INTERCEPTIONS/YARDS	0-0	1-0
PUNTS/YARDS	7-269	7-206
AVERAGE PER PUNT	38.4	29.4
PUNT RETURNS/YARDS	1-6	2-(-14)
KICKOFF RETURNS/YARDS	3-44	4-97
POSSESSION TIME	29:35	30:25
THIRD-DOWN CONVERSIONS	4-of-14	5-of-15
SACKS BY	1-6	3-7

NOTES ON THE GAME:

- LSU beat Alabama in Tiger Stadium for the first time since a 20-15 win over the Crimson Tide on Nov. 8, 1969.
- Domanick Davis' 46-yard kickoff return after Alabama's second-period touchdown moved him past Sammy Martin into third place in LSU history in kickoff return yardage with 1,070 yards.
- Josh Reed's two touchdown receptions were his ninth and 10th of the season, marking the second most receiving TD's in a single season in LSU history. School record holder Wendell Davis had 11 TD receptions in 1986.
- LSU ran its total to 23 touchdown passes this season, which ranks second in school history for TD passes in a season. The 2000 Tigers moved within three of the school record of 26 set in 1989.
- Trev Faulk recovered a fumble for the fourth time during the 2000 season. Faulk's four recoveries on the year were the most for an LSU player since Gregg Dubroc had five recoveries in 1981.
- Robert Royal's two TD receptions ran his season total to five, setting a school record for touchdown catches by a tight end in a single season. He broke the old record held by Brian Kinchen, who had four in 1986, and Doug Moreau, who had four in 1964.



The Tigers point toward the video replay board to question the referee's call late in the game.

LSU

RUSHING						
	ATT.	GAIN	LOST	NET	TD	LONG
L. Toefield	21	86	1	85	0	15
Domanick Davis	9	36	0	36	0	18
Josh Booty	7	19	6	13	0	14
D. Henderson	1	0	0	0	0	0

PASSING							
	ATT.	COMP	INT.	YDS.	TD	LONG	SACKS
Josh Booty	31	18	0	275	4	50	1

RECEIVING				
	NO.	YDS.	TD	LONG
Josh Reed	8	129	2	36
Robert Royal	3	71	2	50
Reggie Robinson	3	42	0	21
Jerel Myers	3	21	0	10
Jack Hunt	1	12	0	12

PUNTING					
	NO.	YDS.	AVG.	LONG	I20
Donnie Jones	7	206	29.4	41	3

FIELD GOALS				
	ATT.	MADE	LONG	KICKS
John Corbello	2	1	48	Missed 26, Made 28

PUNTS				KICKOFFS			INTERCEPTED		
	NO.	YDS	LP	NO.	YDS	LP	NO.	YDS	LP
Domanick Davis	2	-14	0	2	92	46	0	0	0
D. Hookfin	0	0	0	0	0	0	1	0	0
Robert Royal	0	0	0	1	0	0	0	0	0
S. Peterman	0	0	0	1	5	5	0	0	0

ALABAMA

RUSHING						
	ATT.	GAIN	LOST	NET	TD	LONG
A. Galloway	21	131	2	129	1	55
D. McClintock	5	18	0	18	1	5
Antonio Carter	1	8	0	8	0	8
Shaun Bohanan	3	7	0	7	0	4
Brandon Miree	4	9	5	4	0	6
Andrew Zow	4	5	7	-2	0	5

PASSING							
	ATT.	COMP	INT.	YDS.	TD	LONG	SACKS
Andrew Zow	32	15	1	150	2	33	3

RECEIVING				
	NO.	YDS.	TD	LONG
Freddie Milons	7	51	1	20
Antonio Carter	4	48	1	17
Jason McAddley	2	46	0	33
Triandos Luke	1	4	0	4
Arvin Richard	1	1	0	1

PUNTING					
	NO.	YDS.	AVG.	LONG	I20
Lane Bearden	7	269	38.4	56	1

FIELD GOALS			
	ATT.	MADE	LONG
None			

PUNTS				KICKOFFS			INTERCEPTED		
	NO.	YDS	LP	NO.	YDS	LP	NO.	YDS	LP
Jason McAddley	1	6	0	2	32	17	0	0	0
Arvin Richard	0	0	0	1	12	12	0	0	0

Game Ten



LSU 20
Ole Miss 9

November 11, 2000
Vaught-Hemingway Stadium
Oxford, Miss.

WHAT THEY SAID...

"They (LSU fans) came down here and basically took over the stadium. They were everywhere."

- LSU cornerback Fred Booker

"LSU is much quicker laterally than last year. They do a good job of making the clutch play. I give them all the credit. They've come a long way this season."

- Ole Miss RB Deuce McAllister

WHAT THEY DID...

Fred Booker - Louisiana Defensive Player of the Week

DAVIS AND REED LEAD LSU PAST OLE MISS, 20-9

Domanick Davis rushed for 106 yards and two touchdowns, and Josh Reed caught eight passes for a career-high 173 yards as the Tigers snapped a 10-road game losing streak with a 20-9 win over Ole Miss in Oxford. After the Tigers spotted Ole Miss an early 3-0 lead, LSU took the lead for good when Josh Booty hit Eric Edwards with a 32-yard touchdown pass for a 7-3 lead at the 12:29 mark in the second quarter. LSU led 7-3 at halftime and increased its lead to 14-3 on a 1-yard run by Davis late in the third quarter. The Tigers sealed the victory on another 1-yard run by Davis with 4:08 left in the contest. LSU's defense limited Ole Miss to just three field goals, and the Tigers held Ole Miss Heisman Trophy candidate Deuce McAllister to just 48 yards rushing on 24 carries.

LSU	0	7	7	6	-20
OLE MISS	3	0	3	3	-9
UM	0:08	1Q	Les Binkley 29 kick		
LSU	12:29	2Q	Eric Edwards 32 pass from Josh Booty (John Corbello kick)		
UM	9:00	3Q	Binkley 22 kick		
LSU	4:46	3Q	Domanick Davis 1 run (Corbello kick)		
UM	7:21	4Q	Binkley 27 kick		
LSU	4:08	4Q	Davis 1 run (Booty rush failed)		

	LSU	OLE MISS
FIRST DOWNS	20	21
RUSHING	9	8
PASSING	11	12
PENALTY	0	1
RUSHING ATTEMPTS	37	34
YARDS GAINED RUSHING	170	103
YARDS LOST RUSHING	18	30
NETYARDS RUSHING	152	73
NETYARDS PASSING	290	287
PASSES ATTEMPTED	30	37
PASSES COMPLETED	16	20
HAD INTERCEPTED	2	1
TOTAL OFFENSIVE PLAYS	67	71
TOTAL NETYARDS	442	360
AVERAGE GAIN PER PLAY	6.6	5.1
FUMBLES/LOST	1-0	1-1
PENALTIES/YARDS	13-88	3-23
INTERCEPTIONS/YARDS	1-0	2-10
PUNTS/YARDS	4-95	3-118
AVERAGE PER PUNT	23.8	39.3
PUNT RETURNS/YARDS	1-0	3-39
KICKOFF RETURNS/YARDS	3-52	4-42
POSSESSION TIME	27:52	32:08
THIRD-DOWN CONVERSIONS	8-of-14	9-of-17
SACKS BY	1-8	0-0

NOTES ON THE GAME:

- With a 28-yard reception in the second quarter, Josh Reed went over the 1,000-yard plateau becoming only the third receiver in LSU history to record a 1,000-yard season joining Wendell Davis (1,244 in 1986) and Eric Martin (1,064 in 1983).
- Reed had his sixth 100-yard game of the season tying Wendell Davis' school record in the category, set in 1986. It was also Reed's seventh career 100-yard game in only 13 career games as a receiver.
- With a 17-yard reception in the first quarter, Reggie Robinson extended his team-high streak of consecutive games with a catch to 27. Josh Reed extended his personal streak to 13 straight games with a reception.
- Jerel Myers' streak of 20 games with a reception came to an end as the sophomore split end failed to catch a pass against the Rebels. Coming into the game, Myers had caught a pass in every game of his LSU career.
- The record-breaking crowd of 52,476 at Vaught-Hemingway Stadium marked the fifth time in LSU's 10 games last season that the Tigers played in front of a stadium record crowd - three times at home and twice on the road - Western Carolina, Tennessee and Alabama at Tiger Stadium, and Auburn and Ole Miss on the road.
- LSU snapped a 10-game road losing streak dating back to Sept. 19, 1998, when LSU beat Auburn, 31-19.



Bradie James had a game-high seven unassisted tackles, holding Heisman hopeful Deuce McAllister to 48 yards.

LSU

RUSHING						
	ATT.	GAIN	LOST	NET	TD	LONG
Domanick Davis	25	110	4	106	2	17
D. Henderson	4	32	6	26	0	22
Damien James	1	14	0	14	0	14
L. Toefield	4	10	1	9	0	5
Tommy Banks	1	4	0	4	0	4
Team	1	0	1	-1	0	0
Josh Booty	1	0	6	-6	-	0

PASSING						
	ATT.	COMP	INT.	YDS.	TD	SACKS
Josh Booty	30	16	2	290	1	38

RECEIVING				
	NO.	YDS.	TD	LONG
Josh Reed	8	173	0	38
Robert Royal	2	33	0	27
D. Henderson	2	13	0	8
Eric Edwards	1	32	1	32
Reggie Robinson	1	17	0	17
Tommy Banks	1	13	0	13
L. Toefield	1	9	0	9

PUNTING					
	NO.	YDS.	AVG.	LONG	I20
Donnie Jones	3	95	31.7	39	1
Team	1	0	0	0	0

FIELD GOALS				
	ATT.	MADE	LONG	KICKS
John Corbello	1	0	0	Missed 36

ALL RETURNS									
	PUNTS			KICKOFFS			INTERCEPTED		
	NO.	YDS	LP	NO.	YDS	LP	NO.	YDS	LP
Domanick Davis	1	0	0	3	54	23	0	0	0
Fred Booker	0	0	0	0	0	0	1	0	0

OLE MISS

RUSHING						
	ATT.	GAIN	LOST	NET	TD	LONG
D. McAllister	24	59	11	48	0	12
C. Stackhouse	5	30	1	29	0	11
Joe Gunn	3	14	0	14	0	10
Romaro Miller	1	0	8	-8	0	0
Ben Craddock	1	0	-10	-10	0	0

PASSING						
	ATT.	COMP	INT.	YDS.	TD	SACKS
Romaro Miller	37	20	1	287	0	43


RECEIVING				
	NO.	YDS.	TD	LONG
Grant Heard	4	59	0	28
D. McAllister	4	34	0	9
Omar Rayford	3	54	0	30
J. Armstrong	3	54	0	23
C. Stackhouse	2	17	0	14
L.J. Taylor	2	17	0	12
Chris Collins	1	43	0	43
Mitch Skrmetta	1	9	0	9

PUNTING					
	NO.	YDS.	AVG.	LONG	I20
Reagan King	3	118	39.3	48	0

FIELD GOALS			
	ATT.	MADE	LONG
Les Binkley	4	3	29

ALL RETURNS									
	PUNTS			KICKOFFS			INTERCEPTED		
	NO.	YDS	LP	NO.	YDS	LP	NO.	YDS	LP
D. McAllister	2	23	20	2	20	15	0	0	0
Chris Collins	1	16	0	1	12	12	0	0	0
Syniker Taylor	0	0	0	0	0	0	1	10	10
Ken Lucas	0	0	0	0	0	0	1	0	0
Robert Williams	0	0	0	1	10	10	0	0	0

Game Eleven



Arkansas 14
#24 LSU 3

November 24, 2000
War Memorial Stadium
Little Rock, Ark.

WHAT THEY SAID...

"We can talk about this as long as we want, but I'm going to tell you exactly what I told the team. There's never been a team that I've been associated with that I'm any more proud of the way they played throughout the year, and I've never been around a team that improved more from a character and attitude standpoint than this bunch did. I'm proud as heck to be a part of the team we have."

- LSU head coach Nick Saban

"It's hard to travel all this way and lose a game. We had a good season overall, though."

- LSU quarterback Josh Booty

TURNOVERS HAUNT LSU IN 14-3 LOSS TO ARKANSAS

Arkansas turned a pair of LSU turnovers into 14 points as the Razorbacks upset the 24th-ranked Tigers, 14-3, on a cold and rainy afternoon in Little Rock. The loss ended LSU's hopes to clinch a share of the SEC Western Division title, and it snapped the Tigers' four-game winning streak. The Razorbacks got all the scoring they needed on LSU's first play from scrimmage as linebacker Quinton Caver intercepted a Josh Booty pass and returned it 33 yards for a touchdown and a 7-0 lead. LSU marched down the field on its next possession, however, the drive stalled inside the Razorback 10-yard line and the Tigers were forced to settle for a John Corbello 27-yard field goal. Arkansas added another TD midway through the fourth quarter after LSU fumbled a punt. The Tigers managed a season-low 149 yards of total offense, including only 36 yards in the second half. LSU's defense held Arkansas to just 253 yards of total offense.

LSU	3	0	0	0	-3
ARKANSAS	7	0	0	7	-14

ARK	12:08	1Q	Quinton Caver 33 interception return (Brennan O'Donohoe kick)
LSU	7:39	1Q	John Corbello 27 field goal
ARK	12:47	4Q	Brandon Holmes 11 run (O'Donohoe kick)

	LSU	ARKANSAS
FIRST DOWNS	9	17
RUSHING	3	9
PASSING	5	8
PENALTY	1	0
RUSHING ATTEMPTS	27	47
YARDS GAINED RUSHING	90	153
YARDS LOST RUSHING	6	14
NET YARDS RUSHING	84	139
NET YARDS PASSING	65	114
PASSES ATTEMPTED	27	28
PASSES COMPLETED	6	15
HAD INTERCEPTED	2	0
TOTAL OFFENSIVE PLAYS	54	75
TOTAL NET YARDS	149	253
AVERAGE GAIN PER PLAY	2.8	3.4
FUMBLES/LOST	3-1	1-0
PENALTIES/YARDS	4-22	2-23
INTERCEPTIONS/YARDS	0-0	2-33
PUNTS/YARDS	7-243	9-308
AVERAGE PER PUNT	34.7	34.2
PUNT RETURNS/YARDS	3-12	1-1
KICKOFF RETURNS/YARDS	3-66	2-24
POSSESSION TIME	23:51	36:09
THIRD-DOWN CONVERSIONS	4-of-14	8-of-21
SACKS BY	0-0	0-0

NOTES ON THE GAME:

- For the 10th game and the 15th time in the last 16 games, the LSU defense did not allow an opening drive score by the opposition.
- LSU's defense did not allow a touchdown in the first quarter for the ninth time on the season. Only Mississippi State and Florida had touchdowns in the first 15 minutes.
- Reggie Robinson's second quarter catch was his 28th consecutive game with a catch, the longest streak on the team. Josh Reed caught a pass for the 14th consecutive game. Robert Royal's catch in the first quarter gave him 10-straight games with a completion, the third longest on the team.
- Louis Williams extended his team-high starting streak to 33 consecutive games. Fred Booker is second on the squad with 27 straight starts. Jerel Myers and Ryan Clark have each started 21 consecutive games and Trev Faulk started 19 straight games.
- Domanick Davis moved into second place on the LSU kickoff return yardage list, passing Eddie Kennison with 1,190 career yards in his two-year LSU career. Robert Dow is the leader at 1,780.
- Tommy Banks' 11 carries for 45 yards were both career highs, breaking his former marks of six carries and 34 yards both set in 1997.



Trev Faulk registered a game-high nine unassisted tackles, moving his total tackles mark to 113 in 2000.

LSU

RUSHING						
	ATT.	GAIN	LOST	NET	TD	LONG
Tommy Banks	11	45	0	45	0	12
Domanick Davis	15	45	6	39	0	9
Josh Booty	1	0	0	0	0	0

PASSING							
	ATT.	COMP	INT.	YDS.	TD	LONG	SACKS
Josh Booty	27	6	2	65	0	20	0

RECEIVING				
	NO.	YDS.	TD	LONG
Robert Royal	2	29	0	20
Jerel Myers	2	15	0	10
Josh Reed	1	16	0	16
Reggie Robinson	1	5	0	5

PUNTING					
	NO.	YDS.	AVG.	LONG	I20
Donnie Jones	7	243	34.7	53	3

FIELD GOALS				
	ATT.	MADE	LONG	KICKS
John Corbello	1	1	27	Made 27

ALL RETURNS	PUNTS			KICKOFFS			INTERCEPTED		
	NO.	YDS	LP	NO.	YDS	LP	NO.	YDS	LP
Domanick Davis	3	12	7	3	66	35	0	0	0

ARKANSAS

RUSHING						
	ATT.	GAIN	LOST	NET	TD	LONG
Brandon Holmes	42	149	6	143	1	13
Robby Hampton	2	4	0	4	0	2
Team	3	0	8	-8	0	0

PASSING							
	ATT.	COMP	INT.	YDS.	TD	LONG	SACKS
Robby Hampton	28	15	0	114	0	18	0

RECEIVING				
	NO.	YDS.	TD	LONG
Boo Williams	7	60	0	17
Nathan Bell	2	13	0	10
Tim Craig	2	11	0	7
Adam Daily	2	6	0	3
Richard Smith	1	18	0	18
Sparky Hamilton	1	6	0	6

PUNTING					
	NO.	YDS.	AVG.	LONG	I20
Richie Butler	9	308	34.2	51	5

FIELD GOALS			
	ATT.	MADE	LONG
B.O'Donohoe	1	0	Missed 20

ALL RETURNS	PUNTS			KICKOFFS			INTERCEPTED		
	NO.	YDS	LP	NO.	YDS	LP	NO.	YDS	LP
D'Andre Berry	0	0	0	0	0	0	1	0	0
Quinton Caver	0	0	0	0	0	0	1	33	33
Steven Harris	0	0	0	1	14	14	0	0	0
S. Campbell	1	1	0	1	10	10	0	0	0

Peach Bowl



LSU 28
Georgia Tech 14

December 29, 2000
Georgia Dome
Atlanta, Ga.

WHAT THEY SAID...

"I told them (the offense) a few choice words to get them going. And then I told them that we were going to win the game. Once they looked into my eyes, and I looked into their eyes, I saw that they were ready to play hard and they knew it was going to happen."

- **LSU quarterback Rohan Davey** on what went on in the huddle before the first play of the second half

"I think my father was watching me. I wanted to play for him. My teammates rallied around me. This (the MVP trophy) is for my father and my teammates and the people at home. I just want to thank them."

- **LSU linebacker Bradie James**, whose father passed away on Dec. 21, eight days before the Peach Bowl

WHAT THEY DID...

Rohan Davey - Peach Bowl's Most Outstanding Offensive Player

Bradie James - Peach Bowl's Most Outstanding Defensive Player

DAVEY RALLIES TIGERS TO 28-14 WIN OVER GEORGIA TECH

Rohan Davey came off the bench in the second half to lead the Tigers to a 28-14 come-from-behind win over Georgia Tech in the Peach Bowl. Trailing 14-3 at halftime, Davey started the second half and led the Tigers to a TD on the first possession of the second half. In all, Davey threw three second half TD passes, tying an LSU bowl record, and he finished the contest with 17 completions in 25 attempts for 174 yards. Davey hit wideout Josh Reed on a 9-yard scoring pass early in the fourth quarter to give the Tigers the lead for good at 17-14. Reed finished the game with an LSU bowl record tying nine receptions for 96 yards, while fullback Tommy Banks capped his senior season with two TD receptions and a career-best seven catches for 71 yards. Georgia Tech entered the contest with only 12 turnovers all season, however the Tiger defense forced the Yellow Jackets into six turnovers, including four fumbles.

LSU	3	0	6	19	-28
GEORGIA TECH	7	7	0	0	-14
LSU	8:26	1Q	John Corbello	32 field goal	
GT	5:32	1Q	Joe Burns	32 run (Luke Magnet kick)	
GT	8:17	2Q	Jermaine Hatch	9 run (Magnet kick)	
LSU	10:59	3Q	Tommy Banks	3 pass from Rohan Davey (Kick Failed)	
LSU	14:47	4Q	Josh Reed	9 pass from Davey (Reed pass from Davey)	
LSU	13:30	4Q	Corbello	49 field goal	
LSU	3:12	4Q	Banks	3 pass from Davey (Robinson pass from Davey)	

	LSU	GT
FIRST DOWNS	21	19
RUSHING	6	8
PASSING	15	10
PENALTY	0	1
RUSHING ATTEMPTS	40	31
YARDS GAINED RUSHING	127	177
YARDS LOST RUSHING	37	37
NET YARDS RUSHING	90	140
NET YARDS PASSING	284	177
PASSES ATTEMPTED	44	38
PASSES COMPLETED	25	19
HAD INTERCEPTED	0	2
TOTAL OFFENSIVE PLAYS	84	69
TOTAL NET YARDS	374	317
AVERAGE GAIN PER PLAY	4.5	4.6
FUMBLES/LOST	3-1	7-4
PENALTIES/YARDS	7-59	6-45
INTERCEPTIONS/YARDS	2-16	0-0
PUNTS/YARDS	8-326	5-241
AVERAGE PER PUNT	40.8	48.2
PUNT RETURNS/YARDS	3-18	5-81
KICKOFF RETURNS/YARDS	3-59	4-73
POSSESSION TIME	37:10	22:50
THIRD-DOWN CONVERSIONS	7 of 17	5 of 12
SACKS BY	3-27	3-19

NOTES ON THE GAME:

- Tommy Banks' three-yard touchdown in the third quarter was the first TD reception of his four-year career and his third overall touchdown. It was Banks' first touchdown since his diving touchdown effort against Florida that earned a photo in Sports Illustrated. His second TD reception came in the fourth quarter.
- Josh Reed's nine receptions tied an LSU bowl record set by Andy Hamilton vs. Nebraska in the 1971 Orange Bowl and by Wendell Davis vs. South Carolina in the 1987 Gator Bowl.
- Rohan Davey's three touchdown passes tied an LSU bowl record set by Bert Jones in the 1971 Sun Bowl and Tommy Hodson in the 1987 Gator Bowl.
- John Corbello's 49-yard field goal in the fourth quarter was a career long and matched the LSU bowl record.
- The game was played before a Peach Bowl record crowd of 73,614 fans. It marked the sixth time in 12 games that LSU played in front of a record crowd. LSU played in front of five stadium record crowds during the regular season and a bowl record crowd.

2000-2001 SEC Bowl Results

NOKIA SUGAR BOWL

Jan.2 at New Orleans,Louisiana
Miami (Fla.) 37, Florida 20 [64,407]

CAPITAL ONE FLORIDA CITRUS BOWL

Jan.1 at Orlando, Florida
Michigan 31,Auburn 28 [66,928]

SOUTHWESTERN BELL COTTON BOWL

Jan.1 at Dallas, Texas
Kansas State 35, Tennessee 21 [63,465]

OUTBACK BOWL

Jan.1 at Tampa,Florida
South Carolina 24, Ohio State 7 [65,229]

SANFORD INDEPENDENCE BOWL

Dec.31 at Shreveport,Louisiana
Miss. St.43, Texas A&M 41 (OT) [36,974]

CHICK-FIL-A PEACH BOWL

Dec.29 at Atlanta, Georgia
LSU 28, Georgia Tech 14 [73,614]

MUSIC CITY BOWL

Dec.28 at Nashville, Tennessee
West Virginia 49,Ole Miss 38 [47,119]

JEEP OAHU BOWL

Dec.24 at Honolulu, Hawaii
Georgia 37, Virginia 14 [24,187]

LAS VEGAS BOWL

Dec.21 at Las,Vegas,Nevada
UNLV 31,Arkansas 14 [25,868]



Linebacker Jeremy Lawrence had a 16-yard interception.



Lionel Thomas dives to tackle Georgia Tech running back Joe Burns.

LSU

RUSHING ATT.	GAIN	LOST	NET	TD	LONG	
L. Toefield	22	83	5	78	0	17
Domanick Davis	8	29	4	25	0	10
Rohan Davey	1	8	0	8	0	8
Tommy Banks	3	7	0	7	0	3
Josh Booty	4	0	23	-23	0	0
Team	2	0	5	-5	0	0

PASSING	ATT.	COMP	INT.	YDS.	TD	LONG	SACKS
Rohan Davey	25	17	0	174	3	25	0
Josh Booty	19	8	0	110	0	24	0

RECEIVING	NO.	YDS.	TD	LONG
Josh Reed	9	96	1	17
Tommy Banks	7	71	2	25
Reggie Robinson	4	65	0	24
Jerel Myers	4	50	0	19
L. Toefield	1	2	0	2

PUNTING	NO.	YDS.	AVG.	LONG	I20
Donnie Jones	8	326	40.8	49	1

FIELD GOALS	ATT.	MADE	LONG	KICKS
John Corbello	2	2	49	Made 49, 32

ALL RETURNS	PUNTS			KICKOFFS			INTERCEPTIONS		
	NO.	YDS	LP	NO.	YDS	LP	NO.	YDS	LP
Jeremy Lawrence	0	0	0	0	0	0	1	16	16
Ryan Clark	0	0	0	0	0	0	1	0	0
Domanick Davis	3	18	11	3	59	27	0	0	0

GEORGIA TECH

RUSHING	ATT.	GAIN	LOST	NET	TD	LONG
Joe Burns	17	98	2	96	1	32
Jermaine Hatch	6	45	0	45	1	14
Kelly Campbell	1	29	0	29	0	29
Nate Curry	1	4	0	4	0	4
Andy Hall	1	0	6	-6	0	0
George Godsey	5	1	29	-28	0	1

PASSING	ATT.	COMP	INT.	YDS.	TD	LONG	SACKS
George Godsey	36	19	2	177	0	30	2
Andy Hall	2	0	0	0	0	0	1

RECEIVING	NO.	YDS.	TD	LONG
Kelly Campbell	5	31	0	10
Kerry Watkins	3	45	0	30
Will Glover	3	26	0	18
Nate Curry	2	25	0	20
Joe Burns	2	21	0	12
Russell Matvay	1	13	0	13
Jonathan Smith	1	7	0	7
Will Heller	1	5	0	5
Jermaine Hatch	1	4	0	4

PUNTING	NO.	YDS.	AVG.	LONG	I20
Dan Dyke	5	241	48.2	56	1

FIELD GOALS	ATT.	MADE	LONG
None			

ALL RETURNS	PUNTS			KICKOFFS			INTERCEPTIONS		
	NO.	YDS	LP	NO.	YDS	LP	NO.	YDS	LP
Kelly Campbell	0	0	0	2	35	19	0	0	0
Jermaine Hatch	0	0	0	2	38	20	0	0	0
Kelley Rhino	5	81	33	0	0	0	0	0	0