

# Game 1



#14 LSU 8

#16 Virginia Tech 26



F



September 1  
Lane Stadium  
Blacksburg, Va.  
65,049

## What they said...

"I didn't think we played like we had the eye of the tiger today, with the kind of intensity that you need to be a good football team. We made so many mistakes today that we're probably very fortunate. We could have gotten beat a lot worse."

- **LSU HEAD COACH NICK SABAN**

"Coach Saban came into pregame and said that he didn't see that eye of the tiger that he wanted to see. Obviously, we didn't have it. As a player, you don't go out there and say, 'I'm not going to have any intensity today.' It's just something that happens."

- **LSU OL RODNEY REED**

"We looked like we were just going through the motions. We're going to have to come out from now on and be energized from pregame to the first snap to the last snap."

- **LSU RB LABRANDON TOEFIELD**

## What they did...

Louisiana Defensive Player of the Week

- **BRADIE JAMES**



Wide receiver Michael Clayton led LSU with five receptions for 49 yards.

## TIGERS FALL TO VIRGINIA TECH IN OPENER

A combination of turnovers and special teams miscues doomed LSU as the Tigers dropped a 26-8 decision to Virginia Tech in Blacksburg, Va. A pair of blocked punts and an interception resulted in 16 Virginia Tech points as the Tigers fell behind 24-0 in the game before scoring early in the fourth quarter on a 1-yard run by LaBrandon Toefield. LSU's defense limited Virginia Tech to just 231 yards

of total offense, including only 65 yards through the air. However, the Tigers managed only 214 yards of offense, 103 on the ground and 134 through the air. Toefield led LSU with 46 yards on 10 carries, while quarterback Matt Mauck connected on 15 of 35 passes for 134 yards. Michael Clayton led LSU with five receptions for 49 yards.

## Notes on the Game

- LSU had eight first-time starters in the game: Offense - Andrew Whitworth, Eric Edwards, Matt Mauck, Joseph Addai. Defense - Marcus Spears, Marquise Hill, Lionel Turner, Jack Hunt.
- With his fourth quarter (10 min.) touchdown, LaBrandon Toefield moved past Billy Cannon into sole possession of eighth place on the LSU career-rushing touchdown list with 25. He has scored at least one touchdown in 10 of his last 13 games.
- The loss stops LSU's win streak at six consecutive dating back to last year and it stops a string of three consecutive road victories. The loss also stops a streak of four consecutive wins against ranked opponents (No. 24 Arkansas, No. 25 Auburn, No. 2 Tennessee, No. 7 Illinois to end last season).
- LSU is now 10-13-2 when opening the season at the opponent's site. The last win on the road to open a season for LSU came in 1987 with a 17-3 win over No. 15 Texas A&M.

## Individual Statistics

### LSU

<b>RUSHING</b>						
	Att.	Gain	Lost	Net	TD	Long
L. Toefield	10	46	0	46	1	11
Domanick Davis	7	26	3	23	0	12
Matt Mauck	10	26	20	6	0	7
Joseph Addai	1	5	0	5	0	5

<b>PASSING</b>							
	Att.	Comp	Int.	Yds.	TD	Long	Sacked
Matt Mauck	35	15	1	134	0	17	4

<b>RECEIVING</b>				
	No.	Yds.	TD	Long
Michael Clayton	5	49	0	17
L. Toefield	3	20	0	9
Bennie Brazell	1	12	0	12
Eric Edwards	1	11	0	11
Dev. Henderson	1	10	0	10
Shyrone Carey	1	9	0	9
Joseph Addai	1	9	0	9
Domanick Davis	1	8	0	8
Jerel Myers	1	6	0	6

<b>PUNTING</b>					
	No.	Yds.	Avg.	Long	I20
Donnie Jones	7	245	35.0	50	1
Team	2	0	0.0	0	0

<b>FIELD GOALS</b>				
	Att.	Made	Long	Kicks
None				

<b>ALL RETURNS</b>									
	Punts			Kickoffs			Intercepted		
	No.	Yds	LP	No.	Yds	LP	No.	Yds	LP
DeAngelo Hall	3	35	17	0	0	0	0	0	0
Justin Hamilton	1	10	0	0	0	0	0	0	0
Richard Johnson	1	14	1	1	20	20	0	0	0
Ogas Robinson	0	0	0	0	0	0	1	8	8
Jason Lallis	1	1	0	0	0	0	0	0	0

### Virginia Tech

<b>RUSHING</b>						
	Att.	Gain	Lost	Net	TD	Long
Lee Suggs	22	91	0	91	2	12
Kevin Jones	14	74	4	70	1	34
Bryan Randall	14	33	27	6	0	8
Team	1	0	1	-1	0	0

<b>PASSING</b>							
	Att.	Comp	Int.	Yds.	TD	Long	Sacked
Bryan Randall	9	5	0	47	0	17	3
Grant Noel	5	2	0	18	0	11	0

<b>RECEIVING</b>				
	No.	Yds.	TD	Long
Cedric Humes	1	17	0	17
Terrell Parham	1	11	0	11
Ernest Wilford	1	11	0	11
Shawn Witten	1	8	0	8
Keith Willis	1	7	0	7
Lee Suggs	1	6	0	6
Doug Easlick	1	5	0	5

<b>PUNTING</b>				
	No.	Yds.	Avg.	Long
Vinnie Burns	9	402	44.7	58

<b>FIELD GOALS</b>			
	Att.	Made	Long
Carter Warley	1	1	41

## Scoring Summary

LSU	0	0	0	8	-8
Virginia Tech	7	7	3	9	-26
VT	0:30	1st	Kevin Jones 2 yard run (Carter Warley kick)		
VT	12:58	2nd	Lee Suggs 6 yard run (Warley kick)		
VT	11:22	3rd	Warley 41 yard field goal		
VT	14:02	4th	Suggs 2 yard run (Warley kick)		
LSU	10:00	4th	LaBrandon Toefield 1 yard run (Matt Mauck pass to Michael Clayton)		
VT	0:05	4th	Team safety		

## Team Statistical Comparisons

CATEGORY	LSU	VT
FIRST DOWNS	14	13
RUSHING	4	6
PASSING	8	4
PENALTY	2	3
RUSHING ATTEMPTS	28	51
YARDS GAINED RUSHING	103	198
YARDS LOST RUSHING	23	32
<b>NET YARDS RUSHING</b>	<b>80</b>	<b>166</b>
<b>NET YARDS PASSING</b>	<b>134</b>	<b>65</b>
PASSES ATTEMPTED	35	14
PASSES COMPLETED	15	7
HAD INTERCEPTED	1	0
TOTAL OFFENSIVE PLAYS	63	65
<b>TOTAL NET YARDS</b>	<b>214</b>	<b>231</b>
AVERAGE GAIN PER PLAY	3.4	3.6
FUMBLES/LOST	4-1	4-1
PENALTIES/YARDS	8-61	8-65
INTERCEPTIONS/YARDS	0-0	1-8
PUNTS/YARDS	9-245	9-402
AVERAGE PER PUNT	27.2	44.7
PUNT RETURNS/YARDS	4-52	6-60
KICKOFF RETURNS/YARDS	5-111	1-20
POSSESSION TIME	25:56	34:04
THIRD-DOWN CONVERSIONS	1 of 13	4 of 15
SACKS BY	3-21	4-20



<b>The Citadel</b>	<b>10</b>
<b>#24 LSU</b>	<b>35</b>
	<b>F</b>



**September 7**  
**Tiger Stadium**  
**Baton Rouge, La.**  
**85,022**

### What they said...

"There are a lot of things that I think we need to improve on as a team and we are going to keep working at it to do that. I was pleased though with the effort and intensity we had and we practiced well and prepared well this week. I think we need to improve in areas that are obvious relative to how we throw the ball and how we make big plays on offense."

**- LSU HEAD COACH NICK SABAN**

"We came out ready to play even with the weather like it was. The passing game opened up with the way our running backs ran today. We worked on our basics today and played real well. It just takes a while to build chemistry with our quarterback. We need to keep on improving and be ready for Miami of Ohio next week. We need to start making some big plays and stay intense the whole game. We caught the ball better tonight, but we did drop some. That is going to happen at times. We are going to give the fans what we got."

**- LSU WR MICHAEL CLAYTON**



*LaBrandon Toefield's 59-yard TD run was his fourth scoring run over 50 yards in his career.*

## LSU ROLLS PAST CITADEL FOR FIRST WIN

LSU rushed for 293 yards and four TDs to cruise to a 35-10 win over The Citadel in Tiger Stadium. **LaBrandon Toefield, Domanick Davis** and **Joseph Addai** - all went over 80 yards rushing as the Tigers put together the most yards on the ground in a game since rushing for 350 in a 1999 win over North Texas. The Tigers never trailed as Davis scampered 22 yards for a score just three minutes into the game. Toefield added a 59-yard run

later in the first and Davis made the lead 21-0 at halftime with an 8-yard run. LSU led 28-0 early in the third on a 6-yard run by **Matt Mauck**. The Citadel scored a TD later that quarter to get on the board. Free safety **Damien James** capped the scoring for the Tigers with a 32-yard interception return for a TD early in the fourth quarter. The Tiger defense allowed only 13 first downs and 236 yards of offense.

### Notes on the Game

- The 293 yards rushing by the Tigers are the most in the Nick Saban era, eclipsing the previous high of 262 last year vs. Utah St. LSU last amassed more than 290 yards rushing in 1999 vs. North Texas with 350 yards on the ground.
- Domanick Davis, LaBrandon Toefield and Matt Mauck rushed for touchdowns, marking the first time three or more LSU rushers have scored since Davis, Toefield and Devery Henderson did so last year at Mississippi St.
- CB Damien James scored his second career touchdown in the fourth quarter with a 32-yard return. His other touchdown came on a 56-yard interception return in 2000 against Houston.
- Toefield's 59-yard TD run in the first quarter is his fourth career scoring run of 50 or more yards. He had a 74-yard run in 2000 vs. Tennessee, a 70-yarder against Utah St. and a 62-yarder vs. Arkansas, with both of the latter occurring last year.

## Individual Statistics

### LSU

RUSHING	Att.	Gain	Lost	Net	TD	Long
Joseph Addai	14	89	1	88	0	23
L. Toefield	6	85	0	85	1	59
Domanick Davis	15	86	2	84	2	22
Matt Mauck	4	22	0	22	1	8
Marcus Randall	1	14	0	14	0	14

PASSING	Att.	Comp	Int	Yds	TD	Long	Sacks
Matt Mauck	18	8	1	90	0	14	0
Marcus Randall	4	2	0	17	0	9	0

RECEIVING	No.	Yds.	TD	Long
Michael Clayton	5	55	0	12
Dev. Henderson	3	31	0	14
Shryone Carey	1	11	0	11
Reggie Robinson	1	10	0	10

PUNTING	No.	Yds.	Avg.	Long	I20
Donnie Jones	4	211	52.8	56	2

FIELD GOALS	Att.	Made	Long
None			

ALL RETURNS	Punts			Kickoffs			Intercepted		
	No.	Yds	LP	No.	Yds	LP	No.	Yds	LP
Dev. Henderson	0	0	0	2	49	26	0	0	0
Shryone Carey	1	3	0	0	0	0	0	0	0
Domanick Davis	3	17	15	1	32	32	0	0	0
Damien James	0	0	0	0	0	0	1	32	32

### The Citadel

RUSHING	Att.	Gain	Lost	Net	TD	Long
Ern Mills	9	56	2	54	0	34
Nate Mahoney	14	53	0	53	0	8
N.Broughton	6	15	0	15	1	4
Jeff Klein	3	9	0	9	0	5
Chris Gibbs	3	5	4	1	0	5

PASSING	Att.	Comp	Int	Yds	TD	Long	Sacks
Jeff Klein	25	11	0	100	0	26	0
Joe Call	6	1	1	4	0	4	0

RECEIVING	No.	Yds.	TD	Long
Scooter Johnson	5	42	0	11
Matt Healy	3	18	0	18
Ern Mills	2	23	0	26
Bud Pough	1	15	0	15
N.Broughton	1	6	0	6

PUNTING	No.	Yds.	Avg.	Long
Travis Zobel	9	366	40.7	51

FIELD GOALS	Att.	Made	Long
Travis Zobel	1	1	36

ALL RETURNS	Punts			Kickoffs			Intercepted		
	No.	Yds	LP	No.	Yds	LP	No.	Yds	LP
Matt Healy	1	0	0	0	0	0	0	0	0
Ern Mills	0	0	0	3	51	19	0	0	0
Chris Gibbs	0	0	0	1	8	8	0	0	0
Kevin Corley	0	0	0	0	0	0	1	25	25
Shawn Grant	1	4	4	0	0	0	0	0	0
Marcus Cohen	0	0	0	2	22	11	0	0	0

## Scoring Summary

The Citadel	0	0	7	3	-10
LSU	14	7	7	7	-35

LSU	12:19	1st	Domanick Davis 22 yard run (John Corbello kick)
LSU	2:43	1st	LaBrandon Toefield 59 yard run (Corbello kick)
LSU	10:17	2nd	Davis 8 yard run (Corbello kick)
LSU	12:13	3rd	Matt Mauck 6 yard run (Corbello kick)
Cit	5:30	3rd	Nehemiah Broughton 1 yard run (Travis Zobel kick)
Cit	14:09	4th	Zobel 36 yard field goal
LSU	10:36	4th	Damien James 32 yard interception return (Corbello kick)

## Team Statistical Comparisons

Category	Cit	LSU
FIRST DOWNS	13	19
RUSHING	8	12
PASSING	4	7
PENALTY	1	0
RUSHING ATTEMPTS	35	40
YARDS GAINED RUSHING	138	296
YARDS LOST RUSHING	6	3
<b>NET YARDS RUSHING</b>	<b>132</b>	<b>293</b>
<b>NET YARDS PASSING</b>	<b>104</b>	<b>107</b>
PASSES ATTEMPTED	31	22
PASSES COMPLETED	12	10
HAD INTERCEPTED	1	1
TOTAL OFFENSIVE PLAYS	66	62
<b>TOTAL NET YARDS</b>	<b>236</b>	<b>400</b>
AVERAGE GAIN PER PLAY	3.6	6.5
FUMBLES/LOST	3-1	3-2
PENALTIES/YARDS	7-38	8-56
INTERCEPTIONS/YARDS	1-25	1-32
PUNTS/YARDS	9-366	4-211
AVERAGE PER PUNT	40.7	52.8
PUNT RETURNS/YARDS	2-4	4-20
KICKOFF RETURNS/YARDS	6-81	3-81
POSSESSION TIME	31:44	28:16
THIRD-DOWN CONVERSIONS	4 of 16	4 of 9
SACKS BY	0-0	0-0



**Miami (Ohio) 7**

**#25 LSU 33**

F



**September 14**  
**Tiger Stadium**  
**Baton Rouge, La.**  
**90,010**

### What they said...

"We played a very good football team tonight who was ready to play. That's as good as they've looked this season and we didn't respond as coaches or players. We got whipped every way that we could get whipped and I just hope my team that they are my team and I'm not going to give up on them. They (Miami-Ohio) didn't give up tonight. They played hard and they kept fighting."

- MIAMI HEAD COACH TERRY HOEPPNER

"Ever since the SEC Championship my confidence has gone up. Things are really working out good for us. Anytime I can contribute it's a good thing. I feel good with my leg swing and I want to go out there and kick well. I am pretty sure of myself that when I go out there and kick a field goal it is going to go through the uprights."

- LSUPK JOHN CORBELLO

"I wanted to come out and dominate tonight. I looked in the mirror and knew I had to step up my game. The offensive line did a great job keeping it open for us. Right now we are coming together as a team and you could see that in our play tonight."

- LSU RB LABRANDON TOFIELD

### What they did...

SEC Special Teams Player of the Week  
- JOHN CORBELLO



*John Corbello's (40) four field goals tied the LSU record for field goals in a game.*

## TIGERS DOMINATE MIAMI (OHIO)

From the opening kickoff to the final horn, LSU dominated Miami (Ohio) in every phase of the game, posting a 33-7 victory over the RedHawks. Led by the running of **LaBrandon Tofield** and passing of **Matt Mauck**, LSU's balanced offensive attack compiled 422 yards (207 rushing, 215 passing). **John Corbello** tied a school record with four field goals, including two in the first seven minutes that gave the Tigers a 6-0 lead. Mauck connected with **Michael Clayton**

on an 8-yard scoring pass late in the first quarter to push the lead to 13-0. Miami pulled to within 16-7 with 50 seconds left in the half, but the Tigers responded with a 5-play, 71-yard drive, capped off by a Mauck-to-Clayton TD pass that covered 24 yards, giving LSU a 23-7 halftime lead. LSU added a field goal and a TD in the third quarter for the final margin of 33-7. Tofield led LSU with 111 yards rushing, while Mauck passed for career-highs of 215 yards and 3 TDs.

### Notes on the Game

- With four field goals on the night, John Corbello set a career high and tied the school record for field goals in a game. Six times previously, last in 1994 by Andre LaFleur, has an LSU kicker made four field goals.
- John Corbello's 15 points are tied for second most by a kicker in a single game in Tiger history. David Browndyke scored 17 against Mississippi State in 1986 and 15 against Ohio State in 1988.
- John Corbello has made seven consecutive field goals dating back to the SEC Championship game last year. The first field goal of the night pushed John Corbello over 200 career points, becoming just the fifth player in LSU history to reach the plateau. He is the second kicker to reach the milestone, following former Tiger great David Browndyke, who posted 292 points from 1986-89. Corbello now has 214 career points.
- LaBrandon Tofield moved into the top 10 in LSU history for career rushing yards on his second carry of the game, which went for 13 yards. He passed Eddie Fuller (1,816). Later in the game, he passed 1959 Heisman Trophy winner Billy Cannon (1,867) for ninth on a 15-yard run. He now has 1,916 yards for his career.
- The touchdown pass from Matt Mauck to Michael Clayton in the first quarter marked the first passing touchdown by either team in a game LSU has competed in this season.
- LSU allowed its first passing touchdown of the season with 49.7 seconds remaining in the second quarter, snapping the Tigers streak of nine consecutive quarters without allowing a passing touchdown.
- On a 15-yard run in the second quarter, Domanick Davis moved past Harvey Williams (4,066) for fourth place in school annals for career all-purpose yards. He finished the game with 4,129 career yards.
- Bradie James intercepted the second pass of his career late in the third quarter. His only other pick came off of Wayne Madkin in 1999 when LSU lost 17-16 to the Bulldogs.

## Individual Statistics

### LSU

RUSHING	Att.	Gain	Lost	Net	TD	Long
L. Toefield	17	115	4	111	0	16
Domanick Davis	11	54	3	51	0	18
Joseph Addai	5	20	0	20	0	7
Matt Mauck	7	27	14	13	0	14
Ryan Gilbert	2	6	0	6	0	3
Solomon Lee	1	6	0	6	0	6
Marcus Randall	1	2	0	2	0	2
Jason Spadoni	1	0	2	-2	0	0

PASSING	Att.	Comp	Int	Yds	TD	Long	Sacks
Matt Mauck	26	15	0	215	3	32	0

RECEIVING	No.	Yds.	TD	Long
Michael Clayton	7	91	2	24
Domanick Davis	3	35	0	11
Dem. Robinson	2	11	1	6
Dev. Henderson	1	32	0	32
Reggie Robinson	1	23	0	23
Jerel Myers	1	23	0	23

PUNTING	No.	Yds.	Avg.	Long	I20
John Corbello	1	39	39.0	39	1

FIELD GOALS	Att.	Made	Long
John Corbello	4	4	42

ALL RETURNS	Punts			Kickoffs			Intercepted		
	No.	Yds	LP	No.	Yds	LP	No.	Yds	LP
Domanick Davis	5	116	57	0	0	0	0	0	0
Bradie James	0	0	0	0	0	0	1	0	0
Randall Gay	1	0	0	0	0	0	0	0	0

### Miami (Ohio)

RUSHING	Att.	Gain	Lost	Net	TD	Long
Cal Murray	6	18	0	18	0	7
Josh Betts	1	6	0	6	0	6
Jay Wallace	2	6	0	6	0	4
Luke Clemens	2	6	2	4	0	6
Ben Roethlisberger	6	13	18	-5	0	7

PASSING	Att.	Comp	Int	Yds	TD	Long	Sacks
Ben Roethlisberger	34	22	1	195	1	21	3

RECEIVING	No.	Yds.	TD	Long
Cal Murray	5	61	0	18
Jason Branch	4	21	0	12
A.Henderson	3	29	0	13
Michael Larkin	3	19	0	8
K. Kirkpatrick	2	10	1	7
Matt Brandt	2	10	0	7
Luke Clemens	1	21	0	21
Jay Wallace	1	13	0	13
Mike Iriti	1	11	0	11

PUNTING	No.	Yds.	Avg.	Long
Mike Wafzig	5	221	44.2	54
Roethlisberger	1	40	40.0	40

FIELD GOALS	Att.	Made	Long
None			

ALL RETURNS	Punts			Kickoffs			Intercepted		
	No.	Yds	LP	No.	Yds	LP	No.	Yds	LP
K. Kirkpatrick	0	0	0	3	45	20	0	0	0

## Scoring Summary

Miami (Ohio)	0	7	0	0	-7
LSU	13	10	10	0	-33

LSU	12:12	1st	John Corbello	42 yard field goal
LSU	8:24	1st	Corbello	29 yard field goal
LSU	2:55	1st	Michael Clayton	8 yard pass from Matt Mauck (Corbello kick)
MU	0:50	2nd	K. Kirkpatrick	7 yard pass from Ben Roethlisberger (Ara Parseghian kick)
LSU	0:16	2nd	Clayton	24 yard pass from Mauck (Corbello kick)
LSU	3:39	3rd	Corbello	41 yard field goal
LSU	0:10	3rd	Reggie Robinson	6 yard pass from Mauck (Corbello kick)

## Team Statistical Comparisons

CATEGORY	MU	LSU
FIRST DOWNS	13	23
RUSHING	0	11
PASSING	12	8
PENALTY	1	4
RUSHING ATTEMPTS	17	45
YARDS GAINED RUSHING	49	230
YARDS LOST RUSHING	20	23
<b>NET YARDS RUSHING</b>	<b>29</b>	<b>207</b>
<b>NET YARDS PASSING</b>	<b>195</b>	<b>215</b>
PASSES ATTEMPTED	34	26
PASSES COMPLETED	22	15
HAD INTERCEPTED	1	0
TOTAL OFFENSIVE PLAYS	51	71
<b>TOTAL NET YARDS</b>	<b>224</b>	<b>422</b>
AVERAGE GAIN PER PLAY	4.4	5.9
FUMBLES/LOST	0-0	1-1
PENALTIES/YARDS	9-94	9-87
INTERCEPTIONS/YARDS	0-0	1-0
PUNTS/YARDS	6-261	1-39
AVERAGE PER PUNT	43.5	39.0
PUNT RETURNS/YARDS	1-0	6-116
KICKOFF RETURNS/YARDS	6-113	0-0
POSSESSION TIME	24:46	35:14
THIRD-DOWN CONVERSIONS	2 of 9	6 of 16
SACKS BY	0-0	3-18

# Game 4



LSU FOOTBALL



Mississippi State 13

#22 LSU 31

JEFFERSON PILOTS SPORTS

F



September 28  
Tiger Stadium  
Baton Rouge, La.  
90,793

### What they said...

"We got after them for 60 minutes, not 57 or 55 or 54. I thought when we went back out there we did a pretty good job. I thought the offense did a good job once we got ahead in the game of taking the air out of the ball and shrinking the game. We controlled the ball completely in the second half, which was the key to the game.

- LSU HEAD COACH NICK SABAN

"The running game was very dominant today. Our offensive line did an outstanding job. They should be very proud of themselves. We came out a little sluggish, but at the end of the second quarter, we dominated the game."

- LSU QB MATT MAUCK

"We played well today. We talked about 11 guys making plays on the defensive side of the ball and that's what we did. It's a step by step process and we're jelling as a defensive unit heading into league play. When you have 11 guys on the field trying to make plays you get an outcome like we got today."

- LSU LB BRADIE JAMES

### What they did...

Louisiana Offensive Player of the Week

- DOMANICK DAVIS

Louisiana Defensive Player of the Week

- COREY WEBSTER



Domanick Davis tied a career high with a game-high 122 yards rushing.

## DOMINANT DAVIS LEADS TIGERS

Domanick Davis returned a punt 78 yards for a TD and rushed for 122 yards and another score as the Tigers rolled past Mississippi State, 31-13. Davis gave the Tigers a 7-0 lead on his punt return just two minutes into the game. MSU responded with a field goal and a TD to take a 10-7 advantage early in the second quarter. Davis hit paydirt with a 5-yard plunge to give the Tigers a 14-10 lead at half-time. The second half belonged to

LSU as the Tigers stretched the lead to 21-10 on a 39-yard TD pass from Matt Mauck to Devery Henderson. Mauck capped the scoring for LSU with a 2-yard run midway through the fourth quarter. For the game, Davis finished with a 286 all-purpose yards, which included 128 yards on punt returns. The Tigers piled up 256 yards rushing, while limiting MSU to only 88 yards on the ground and 249 total yards.

### Notes on the Game

- Domanick Davis tied a career high with 122 yards rushing. He had that against Illinois in the 2002 Sugar Bowl.
- Domanick Davis returned a punt for a touchdown for the second time in his career on a 78-yard return in the first quarter. The return was also the longest of his career. His other return for a TD came in the Ole Miss game last season, which is the last time an LSU player returned any kick for a touchdown.
- On his 78-yard punt return in the first quarter, Domanick Davis moved into third place in LSU history for career punt return yardage, moving past Kevin Faulk (832). He later passed Sammy Grefazzi (905) for second. Davis finished the game with 940 career punt return yards, seven behind Eddie Kennison for first.
- Devery Henderson recorded his first career touchdown reception on a 36-yard pass from Matt Mauck. Henderson, a running back converted to receiver, had previously scored three times rushing the ball.
- John Corbello ran his streak of consecutive field goals made to eight straight with a 26 yarder in the third quarter.
- Domanick Davis' 286 all-purpose yards were the most of his career and the fourth best in school history. His old career high was 266 yards against Ole Miss and Illinois (Sugar Bowl) last season.

## Individual Statistics

### LSU

<b>RUSHING</b>						
	Att.	Gain	Lost	Net	TD	Long
Domanick Davis	18	122	0	122	1	19
L. Toefield	21	76	3	73	0	17
Matt Mauck	11	50	7	43	1	21
Dev. Henderson	1	9	0	9	0	9
Ryan Gilbert	2	9	0	9	0	6

<b>PASSING</b>							
	Att.	Comp	Int	Yds	TD	Long	Sacks
Matt Mauck	12	4	0	52	1	36	1

<b>RECEIVING</b>				
	No.	Yds.	TD	Long
Dev. Henderson	2	44	1	36
Michael Clayton	1	7	0	7
L. Toefield	1	1	0	1

<b>PUNTING</b>					
	No.	Yds.	Avg.	Long	I20
Donnie Jones	4	172	43.0	53	0

<b>FIELD GOALS</b>			
	Att.	Made	Long
John Corbello	1	1	26

<b>ALL RETURNS</b>	<b>Punts</b>			<b>Kickoffs</b>			<b>Intercepted</b>		
	No.	Yds	LP	No.	Yds	LP	No.	Yds	LP
Domanick Davis	4	128	78	1	36	36	0	0	0
Dev. Henderson	0	0	0	1	20	20	0	0	0
Corey Webster	0	0	0	0	0	0	2	26	26
Dem. Hookfin	0	0	0	0	0	0	1	49	49

### Mississippi State

<b>RUSHING</b>						
	Att.	Gain	Lost	Net	TD	Long
Justin Griffith	7	38	0	38	0	25
Nick Turner	5	28	0	28	0	20
Dontae Walker	6	14	0	14	1	4
Fred Reid	4	6	1	5	0	4
Jerious Norwood	4	10	8	2	0	9
Kevin Fant	4	4	3	1	0	2

<b>PASSING</b>							
	Att.	Comp	Int	Yds	TD	Long	Sacks
Kevin Fant	39	15	2	122	0	16	1
Kyle York	4	1	1	39	0	39	0

<b>RECEIVING</b>				
	No.	Yds.	TD	Long
Darius Tubbs	3	35	0	16
Terrell Grindle	3	21	0	11
Ray Ray Bivines	3	16	0	10
Fred Reid	2	13	0	9
Nick Turner	2	12	0	9
Tee Milons	1	39	0	39
Donald Lee	1	15	0	15
Justin Jenkins	1	10	0	10

<b>PUNTING</b>				
	No.	Yds.	Avg.	Long
Jared Cook	8	335	41.9	52

<b>FIELD GOALS</b>			
	Att.	Made	Long
Brent Smith	3	2	52

<b>ALL RETURNS</b>	<b>Punts</b>			<b>Kickoffs</b>			<b>Intercepted</b>		
	No.	Yds	LP	No.	Yds	LP	No.	Yds	LP
Ray Ray Bivines	1	5	5	0	0	0	0	0	0
Fred Reid	0	0	0	5	115	32	0	0	0
Nick Turner	0	0	0	2	47	25	0	0	0

## Scoring Summary

Mississippi State	3	7	0	3	-13
LSU	7	7	10	7	-31

LSU	13:01	1st	Domanick Davis	78	punt return (John Corbello kick)
MSU	5:02	1st	Brent Smith	21	FG
MSU	9:15	2nd	Dontae Walker	2	run (Smith kick)
LSU	1:03	2nd	Domanick Davis	5	run (Corbello kick)
LSU	8:53	3rd	Devery Henderson	39	pass from Matt Mauck (Corbello kick)
LSU	1:14	3rd	Corbello	26	FG
MSU	14:00	4th	Smith	52	FG
LSU	9:31	4th	Mauck	2	run (Corbello kick)

## Team Statistical Comparisons

CATEGORY	MSU	LSU
FIRST DOWNS	13	19
RUSHING	5	4
PASSING	8	2
PENALTY	0	3
RUSHING ATTEMPTS	30	53
YARDS GAINED RUSHING	100	266
YARDS LOST RUSHING	12	10
<b>NET YARDS RUSHING</b>	<b>88</b>	<b>256</b>
<b>NET YARDS PASSING</b>	<b>161</b>	<b>52</b>
PASSES ATTEMPTED	43	12
PASSES COMPLETED	16	4
HAD INTERCEPTED	3	0
TOTAL OFFENSIVE PLAYS	73	65
<b>TOTAL NET YARDS</b>	<b>249</b>	<b>308</b>
AVERAGE GAIN PER PLAY	3.4	4.7
FUMBLES/LOST	0-0	3-3
PENALTIES/YARDS	8-55	5-40
INTERCEPTIONS/YARDS	0-0	3-75
PUNTS/YARDS	8-335	5-199
AVERAGE PER PUNT	41.9	39.8
PUNT RETURNS/YARDS	1-5	4-128
KICKOFF RETURNS/YARDS	7-162	2-56
POSSESSION TIME	28:54	31:06
THIRD-DOWN CONVERSIONS	5 of 19	5 of 14
SACKS BY	1-7	1-3



# Game 5



LSU FOOTBALL



**UL-Lafayette 0**

**#21 LSU 48**

F



**October 5**  
**Tiger Stadium**  
**Baton Rouge, La.**  
**91,357**

### What they said...

"We tried to let everybody get some experience tonight. League play is about to start now and it is time to get ready. The 24-hour rule is in effect and we are going to ready next week. They tried to do a lot of intimidating things to us tonight, but we just had to go out there and play ball."

- **LSU LB BRADIE JAMES**

"Things worked out well in the first quarter. In the second, we had some of the same mistakes we have been making. We got a little complacent. We need to not look at the scoreboard and keep playing hard the whole game."

- **LSU QB MATT MAUCK**

"It was important to be dominant tonight. We did not want to play to someone else's level. We wanted to keep the intensity up. I thought this game was good for the state. I think we proved that LSU is the top football team in Louisiana. It was very important to shut them out tonight. Over the years when we have played them, ULL has not really scored much. That is a mental boost for us. You try to get a shut out every game."

- **LSU DE MARCUS SPEARS**

### What they did...

Louisiana Defensive Player of the Week

- **NORMAN LEJEUNE**



The LSU defense continued a streak of holding ULL scoreless in 42 straight quarters.

## DEFENSE SHUTS DOWN RAGIN' CAJUNS

**Matt Mauck** became the first quarterback in LSU history to throw three TD passes in one quarter and the Tiger defense dominated from start to finish as the Tigers rolled to a 48-0 Homecoming win over Louisiana-Lafayette in Tiger Stadium. The first meeting between the teams since 1938 was over in matter of minutes as Mauck found **Devery Henderson** for a 20-yard TD on the Tigers' first possession and then connected with **Michael Clayton** on TD passes of 36 and 4 yards in the first quarter for a 21-0 LSU

lead. LSU stretched the margin to 41-0 at halftime before using backups on offense for most of the second half. The Tigers held ULL to only seven first downs and just 70 yards of total offense. The Cajuns were 0 of 16 on third down conversions and punted 12 times, most of which were kicked out of bounds to avoid LSU's **Domanick Davis**. **Joseph Addai** led LSU with 98 rushing yards and two TDs, while Mauck connected on 8 of 19 passes for 138 yards and three TDs.

### Notes on the Game

- LSU won its homecoming game for the second-straight year and the eighth time in 10 years. The Tigers are now 50-25-3 on homecoming all time.
- The shutout was the first for LSU since beating Mississippi State 42-0 a season ago. It is the first homecoming shutout since 1999 (North Texas) and the 15th Homecoming shut out overall.
- The 48-point margin of victory is the largest since LSU beat Western Carolina, 58-0, on Sept. 2, 2000.
- LSU extended its streak of not being shut out to 68 straight games, two shy of the school record.
- The 41 first-half points were the most points scored by an LSU team in a half since posting 42 in the opening half against Akron in 1997.
- The Tigers have now held ULL scoreless for 42 straight quarters.
- The 17 yards rushing by UL-Lafayette was the fewest by an LSU opponent since Tulane gained just 10 yards on the ground on Nov. 30, 1985.
- The 53 yards passing by the Ragin' Cajuns was the fewest by a Tiger opponent since North Texas threw for 10 yards on Sept. 11, 1999.
- On his 41-yard punt return in the first quarter, Domanick Davis became the all-time leader in punt return yards in LSU history. He passed Eddie Kennison (947) and finished the game with 981 career punt return yards.
- Devery Henderson's 69-yard kickoff return to open the second half was the longest for an LSU player since Kevin Faulk returned one 88 yards for a touchdown at Notre Dame in 1998.

## Individual Statistics

### LSU

RUSHING	Att.	Gain	Lost	Net	TD	Long
Joseph Addai	11	104	6	98	2	34
Domanick Davis	15	58	8	50	2	13
Matt Mauck	3	24	0	24	0	10
Shyrone Carey	6	21	0	21	0	9
L. Toefield	3	8	0	8	0	6
Ryan Gilbert	6	27	20	7	0	15
Marcus Randall	3	7	10	-3	0	7

PASSING	Att.	Comp	Int	Yds	TD	Long	Sacks
Matt Mauck	19	8	0	138	3	42	0
Marcus Randall	4	2	0	16	0	0	1

RECEIVING	No.	Yds.	TD	Long
Michael Clayton	3	56	2	36
Joseph Addai	2	50	0	42
Bennie Brazell	2	16	0	11
Shyrone Carey	2	12	0	12
Dev. Henderson	1	20	1	20

PUNTING	No.	Yds.	Avg.	Long	I20
Donnie Jones	6	248	41.3	52	2

FIELD GOALS	Att.	Made	Long
John Corbello	2	0	

ALL RETURNS	Punts			Kickoffs			Intercepted		
	No.	Yds	LP	No.	Yds	LP	No.	Yds	LP
Domanick Davis	1	41	41	0	0	0	0	0	0
Dev. Henderson	0	0	0	1	69	69	0	0	0
Damien James	0	0	0	0	0	0	1	0	0
Shyrone Carey	3	67	52	0	0	0	0	0	0

### UL-Lafayette

RUSHING	Att.	Gain	Lost	Net	TD	Long
Jerome Coleman	11	21	2	19	0	4
Wendall Williams	4	15	0	15	0	9
Chester Johnson	4	13	0	13	0	5
Wayne Stein	1	7	0	7	0	7
Blake Bourque	1	4	0	4	0	4
Dwight Lindon	2	0	1	-1	0	0
Andre George	1	0	6	-6	0	0
Eric Rekeita	2	0	16	-16	0	0
Jon Van Cleave	8	20	38	-18	0	9

PASSING	Att.	Comp	Int	Yds	TD	Long	Sacks
Jon Van Cleave	20	6	1	46	0	14	5
Eric Rekeita	6	2	0	7	0	7	2

RECEIVING	No.	Yds.	TD	Long
Andre George	3	27	0	14
Blake Bourque	2	15	0	11
Frederick Stamps	1	4	0	4
Wayne Stein	1	4	0	4
Elliot Temple	1	3	0	3

PUNTING	No.	Yds.	Avg.	Long
Grant Autrey	12	422	35.2	45

ALL RETURNS	Punts			Kickoffs			Intercepted		
	No.	Yds	LP	No.	Yds	LP	No.	Yds	LP
Wayne Stein	0	0	0	1	3	3	0	0	0
Bill Sampy	0	0	0	6	105	22	0	0	0
Andre George	1	11	11	0	0	0	0	0	0
Jerrell Carter	1	5	5	0	0	0	0	0	0

## Scoring Summary

UL-Lafayette	0	0	0	0	-0
<b>LSU</b>	<b>21</b>	<b>20</b>	<b>7</b>	<b>0</b>	<b>-48</b>

LSU	12:14	1st	Dev. Henderson	20 pass from Matt Mauck (John Corbello kick)
LSU	7:57	1st	Michael Clayton	36 pass from Mauck (Corbello kick)
LSU	4:37	1st	Clayton	4 pass from Mauck (Corbello kick)
LSU	14:08	2nd	Domanick Davis	1 run (run failed)
LSU	7:08	2nd	Joseph Addai	10 run (Corbello kick)
LSU	1:33	2nd	Davis	3 run (Corbello kick)
LSU	2:55	3rd	Addai	34 run (Corbello kick)

## Team Statistical Comparisons

CATEGORY	ULL	LSU
FIRST DOWNS	7	17
RUSHING	3	10
PASSING	3	7
PENALTY	1	0
RUSHING ATTEMPTS	34	47
YARDS GAINED RUSHING	80	249
YARDS LOST RUSHING	63	44
<b>NET YARDS RUSHING</b>	<b>17</b>	<b>205</b>
<b>NET YARDS PASSING</b>	<b>53</b>	<b>154</b>
PASSES ATTEMPTED	26	23
PASSES COMPLETED	8	10
HAD INTERCEPTED	1	0
TOTAL OFFENSIVE PLAYS	60	70
<b>TOTAL NET YARDS</b>	<b>70</b>	<b>359</b>
AVERAGE GAIN PER PLAY	1.2	5.1
FUMBLES/LOST	2-2	4-2
PENALTIES/YARDS	1-6	4-41
INTERCEPTIONS/YARDS	0-0	1-0
PUNTS/YARDS	12-422	6-248
AVERAGE PER PUNT	35.2	41.3
PUNT RETURNS/YARDS	2-16	1-41
KICKOFF RETURNS/YARDS	7-108	1-69
POSSESSION TIME	28:31	31:29
THIRD-DOWN CONVERSIONS	0 of 16	6 of 15
SACKS BY	1-5	7-54



#18 LSU 36

#16 Florida 7

ESPN

F



October 12  
Florida Field  
Gainesville, Fla.  
85,252

### What they said...

"It was a great win and the shower felt great. The drive in the second half was really uplifting to us. It was a great drive, and I thought it was a key turning point in the game."

- LSU HEAD COACH NICK SABAN

"He (Grossman) was looking frustrated. We were disguising our coverages real well. We had a great scouting report from our coaches. That really helped. Grossman picks up his foot a lot when he changes the play, and we'd change the defense right before the snap."

- LSU DB COREY WEBSTER

"I will never forget this one. This is just another chapter I'll write about in my book."

- LSU LB BRADIE JAMES

### What they did...

- Bronko Nagurski National Defensive Player of the Week
- CBS Sportsline National Player of the Week
- SEC Defensive Player of the Week
- Louisiana Player of the Week
- COREY WEBSTER

Louisiana Offensive Player of the Week

- MATT MAUCK



Holder Blaine Bech scored on a 35-yard run on a fake field goal.

## TIGERS BLAST THE GATORS, 36-7

In one of the most dominating performances by an LSU team in recent history, the Tigers rolled to a 36-7 win at Florida. LSU never trailed, jumping out to a 10-0 lead behind a pair of first quarter interceptions by **Corey Webster**, the second of which he returned 45 yards for a touchdown. LSU began its second-half domination with a 12-play, 80-yard drive capped by a 13-yard strike from **Matt Mauck** to **Devery Henderson**. The lead was 26-7 after

another Mauck-to-Henderson TD. **Blaine Bech** then scored on a 35-yard run on a fake field goal and John Corbello kicked his third field goal for the final margin. LSU limited Florida to 237 yards of offense, including just 163 passing yards. Mauck connected on 13-of-20 passes for 153 yards and 2 TDs and added another 67 yards on the ground. **Domanick Davis** led the Tigers with 84 yards rushing.

### Notes on the Game

- LSU's 6:12 touchdown (Devery Henderson 13-yard pass from Matt Mauck) drive in the third quarter is the longest drive that resulted in a touchdown this season. The Tigers had a 7:01 drive that resulted in a John Corbello field goal against Miami (Ohio).
- LSU's 0:07 touchdown (Devery Henderson 25-yard pass from Matt Mauck) drive in the third quarter was the Tigers shortest drive of the season. The previous shortest drive of the season was a 0:34 drive that also resulted in a touchdown.
- The victory over No. 16 Florida was the first win for LSU over a ranked team on the road since the Tigers defeated No. 14 Auburn 12-6 in Auburn on Sept. 16, 1996.
- The victory over No. 16 Florida also marks the first victory for LSU over a ranked team from the SEC Eastern Division on the road since the league went to divisional format in 1992. Furthermore it is the first road win for the Tigers against a current ranked SEC Eastern Division team since a 26-23 over 16th-ranked Georgia in Athens in 1987.
- LSU's 36-7 victory over Florida is the largest margin of victory for the Tigers over the Gators in Gainesville since a 37-6 win in 1967. It is the largest margin of victory in the series for LSU since a 48-7 win in Baton Rouge back in 1971.
- Corey Webster, a converted wide receiver turned cornerback, intercepted Florida quarterback Rex Grossman three times in the game, becoming the sixth Tiger to pick off three passes in one game (a school record). He now has five interceptions this season. He became first Tiger to pick off three passes in one game since Chris Williams had three at Rice on Sept. 30, 1978. The last time in an SEC game came on Dec. 5, 1970, by Craig Burns. The last time a Tiger intercepted three passes in an SEC road game was by Kenny Konz on Nov. 26, 1949, at Tulane (which was a member of the SEC from 1933-65).
- Blaine Bech's 35-yard touchdown run on the fake field goal in the fourth quarter was his first career touchdown and, for that matter, it was his first career stat.
- Marcus Spears' interception and 18-yard return in the fourth quarter interception was the first of his career.

## Individual Statistics

### LSU

RUSHING	Att.	Gain	Lost	Net	TD	Long
Domanick Davis	14	84	0	84	0	39
Matt Mauck	15	93	26	67	0	27
Joseph Addai	16	57	1	56	0	9
Blain Bech	1	35	0	35	1	35
Shyrone Carey	2	7	0	7	0	4

PASSING	Att.	Comp	Int	Yds	TD	Long	Sacks
Matt Mauck	20	13	0	153	2	39	2

RECEIVING	No.	Yds.	TD	Long
Dev. Henderson	4	49	2	25
Michael Clayton	3	83	0	39
Domanick Davis	3	3	0	3
Joseph Addai	1	8	0	8
Eric Edwards	1	6	0	6
Solomon Lee	1	4	0	4

PUNTING	No.	Yds.	Avg.	Long	I20
Donnie Jones	5	215	43.0	51	0

FIELD GOALS	Att.	Made	Long
John Corbello	3	3	45

ALL RETURNS	Punts			Kickoffs			Intercepted		
	No.	Yds	LP	No.	Yds	LP	No.	Yds	LP
Domanick Davis	4	62	31	1	14	14	0	0	0
Corey Webster	0	0	0	0	0	0	3	49	45
Marcus Spears	0	0	0	0	0	0	1	18	18

### Florida

RUSHING	Att.	Gain	Lost	Net	TD	Long
Earnest Graham	14	44	6	38	0	11
Taylor Jacobs	1	23	0	23	0	23
Ran Carthon	5	13	1	12	0	7
Willie Green	2	7	0	7	0	5
Ingle Martin	1	2	0	2	0	2
Rex Grossman	2	0	8	-8	0	0

PASSING	Att.	Comp	Int	Yds	TD	Long	Sacks
Rex Grossman	43	18	4	163	1	18	1
Jeff Whitaker	1	0	0	0	0	0	0

RECEIVING	No.	Yds.	TD	Long
Carlos Perez	6	52	0	13
Taylor Jacobs	5	66	1	18
Ben Troupe	2	15	0	10
Ran Carthon	1	11	0	11
Willie Green	1	9	0	9
Aaron Walker	1	5	0	5
Earnest Graham	1	4	0	4
Vernell Brown	1	1	0	1

PUNTING	No.	Yds.	Avg.	Long
Ingle Martin	8	303	37.9	54

FIELD GOALS	Att.	Made	Long
None			

ALL RETURNS	Punts			Kickoffs			Intercepted		
	No.	Yds	LP	No.	Yds	LP	No.	Yds	LP
Ran Carthon	0	0	0	3	60	29	0	0	0
Keiwan Ratliff	3	43	20	0	0	0	0	0	0
Kelvin Wright	0	0	0	1	30	30	0	0	0
Ciatrick Fason	0	0	0	1	0	0	0	0	0

## Scoring Summary

LSU	13	0	13	10	-36
Florida	0	7	0	0	-7

LSU	4:54	1st	John Corbello 37 FG
LSU	3:38	1st	Corey Webster 45 int. return (Corbello kick)
LSU	0:00	1st	Corbello 45 FG
UF	8:35	2nd	Taylor Jacobs 16 pass from Rex Grossman (Leach kick)
LSU	6:09	3rd	Devery Henderson 13 pass from Matt Mauck (Corbello kick)
LSU	4:10	3rd	Henderson 25 pass from Mauck (pass failed)
LSU	14:52	4th	Blain Bech 35 run on fake FG (Corbello kick)
LSU	12:29	4th	Corbello 20 FG

## Team Statistical Comparisons

CATEGORY	LSU	UF
FIRST DOWNS	15	16
RUSHING	9	6
PASSING	6	9
PENALTY	0	1
RUSHING ATTEMPTS	48	25
YARDS GAINED RUSHING	276	89
YARDS LOST RUSHING	27	15
<b>NET YARDS RUSHING</b>	<b>249</b>	<b>74</b>
<b>NET YARDS PASSING</b>	<b>153</b>	<b>163</b>
PASSES ATTEMPTED	20	44
PASSES COMPLETED	13	18
HAD INTERCEPTED	0	4
TOTAL OFFENSIVE PLAYS	68	69
<b>TOTAL NET YARDS</b>	<b>402</b>	<b>237</b>
AVERAGE GAIN PER PLAY	5.9	3.4
FUMBLES/LOST	2-0	0-0
PENALTIES/YARDS	6-40	3-25
INTERCEPTIONS/YARDS	4-67	0-0
PUNTS/YARDS	5-215	8-303
AVERAGE PER PUNT	43.0	37.9
PUNT RETURNS/YARDS	4-62	3-43
KICKOFF RETURNS/YARDS	1-14	5-90
POSSESSION TIME	35:40	24:20
THIRD-DOWN CONVERSIONS	5 of 17	7 of 17
SACKS BY	1-3	2-12



**South Carolina 14**

**#14 LSU 38**

ESPN

F



**October 19**  
**Tiger Stadium**  
**Baton Rouge, La.**  
**91,340**

### What they said...

"Well I would say that was a nice third quarter and one of the best I have ever been around. I think it is a real tribute to our players because we didn't play extremely well in the first half, I thought we were doing a good job on offense we just were not putting up any points."

- **LSU HEAD COACH NICK SABAN**

"We lost to a football team that played one heck of a football game tonight. They didn't have a turnover. They didn't make many mistakes and I thought that their tailback and their quarterback were outstanding. They tackled very well and I think that's attributed to their defense. We didn't cover very well, but I think that's attributed to their offense."

- **SOUTH CAROLINA HEAD COACH LOU HOLTZ**

"Marcus did a great job. He was real confident coming in. He had a great week of practice. I knew he was going to do a great job. After he got a few plays under his belt, he was real relaxed and showed great leadership in the game."

- **LSU RB DOMANICK DAVIS**

### What they did...

- SEC Defensive Player of the Week
- Louisiana Defensive Player of the Week
- **DEMETRIUS HOOKFIN**



*Demetrius Hookfin's 10-yard interception for a TD capped LSU's 25-point third quarter.*

## LSU EXPLODES AFTER HALFTIME FOR WIN

Trailing 14-6 at halftime, LSU put together a dominating half of football to roll to a 38-14 victory over South Carolina in Tiger Stadium. In the third quarter, LSU outscored South Carolina 25-0 and held the Gamecocks to only one-yard of total offense. Behind the play of first-time starter **Marcus Randall**, LSU scored two touchdowns and added a field goal to go along with cornerback **Demetrius Hookfin's**

interception return for a touchdown to put the game out of reach at 31-14. **Domanick Davis** finished with 113 yards rushing, while Randall completed 12-of-23 passes for 183 yards. Randall added 36 yards rushing, including a 12-yard TD run. Defensively, "**The James Gang**" held South Carolina to only 275 yards of offense, including 63 yards and no points in the second half.

### Notes on the Game

- LSU's 25 third-quarter points were the most for the Tigers in a quarter since scoring 27 in the second frame of the 2002 Sugar Bowl against Illinois. They are the most in a quarter in a regular season game since scoring 35 in the third against Rice in 1977. The 25 points are the most in an SEC game since a 28-point fourth quarter against Ole Miss in 1970.
- After outscoring South Carolina 25-0 in the third quarter LSU has now outscored their opponents 72-10 in the third quarter, including a 48-0 in SEC contests.
- LSU moved to 10-0 under Nick Saban when getting a rusher to 100 yards, including 4-0 when it is Domanick Davis.
- LSU rushed for more than 200 yards for the sixth straight time, the longest streak since 1973: Auburn (239), Kentucky (247), South Carolina (346), Ole Miss (290), Mississippi State (299), Alabama (212).
- LSU has kept seven straight opponents under 300 total yards for the first time since 1976 when they held Nebraska (256), Oregon State (182), Rice (164), Florida (293), Vanderbilt (213), Kentucky (210) and Ole Miss (132) below 300. South Carolina became the first team to accumulate more than 250 total yards against LSU this season.
- On his 22-yard first quarter kickoff return, Domanick Davis passed Robert Dow (1,780) for the top spot in LSU history for career kickoff return yards. Davis also moved into fifth in SEC history. He finished the game with 1,836 career kickoff return yards.
- On a 12-yard scamper in the third quarter, Marcus Randall scored his first career touchdown.
- Domanick Davis rushed for 113 yards, the fifth time in his career and the second time this season he has gained more than 100 yards.
- With 201 all-purpose yards, Domanick Davis eclipsed the 200-yard plateau for the third time this season.

## Individual Statistics

### LSU

<b>RUSHING</b>						
	Att.	Gain	Lost	Net	TD	Long
Domanick Davis	26	115	2	113	1	15
Shyrone Carey	6	68	0	68	1	42
Marcus Randall	6	39	3	36	1	14
Joseph Addai	7	18	4	14	0	7

<b>PASSING</b>							
	Att.	Comp	Int	Yds	TD	Long	Sacks
Marcus Randall	23	12	0	183	0	26	0

<b>RECEIVING</b>				
	No.	Yds.	TD	Long
Michael Clayton	4	77	0	25
Reggie Robinson	3	55	0	21
Jerel Myers	2	45	0	26
Domanick Davis	1	4	0	4
Eric Edwards	1	2	0	2

<b>PUNTING</b>					
	No.	Yds.	Avg.	Long	I20
Donnie Jones	2	92	46.0	56	2

<b>FIELD GOALS</b>			
	Att.	Made	Long
John Corbello	5	3	48

<b>ALL RETURNS</b>	<b>Punts</b>			<b>Kickoffs</b>			<b>Intercepted</b>		
	No.	Yds	LP	No.	Yds	LP	No.	Yds	LP
Domanick Davis	2	23	18	2	61	39	0	0	0
Dem. Hookfin	0	0	0	0	0	0	2	10	10
Dev. Henderson	0	0	0	1	38	38	0	0	0

### South Carolina

<b>RUSHING</b>						
	Att.	Gain	Lost	Net	TD	Long
Daccus Turman	4	49	0	49	0	20
Corey Jenkins	15	51	10	41	0	11
Andrew Pinnock	7	34	1	33	1	14
T. Williamson	1	22	0	22	0	22
Ryan Brewer	2	4	0	4	0	3
D. Pinkins	1	0	1	-1	0	0

<b>PASSING</b>							
	Att.	Comp	Int	Yds	TD	Long	Sacks
Corey Jenkins	12	5	2	65	1	60	2
D. Pinkins	9	4	0	54	0	26	1
Tyler Dean	1	1	0	8	0	8	0

<b>RECEIVING</b>				
	No.	Yds.	TD	Long
Corey Taylor	2	41	0	26
Ryan Brewer	2	8	0	5
T. Williamson	1	60	1	60
J. Martin	1	8	0	8
Mikal Goodman1	7	0	7	
Jared Farabee	1	6	0	6
James Adkisson	1	1	0	1
A.Pinnock	1	-4	0	4

<b>PUNTING</b>				
	No.	Yds.	Avg.	Long
Tyler Dean	6	264	44.0	52

<b>FIELD GOALS</b>			
	Att.	Made	Long
None			

<b>ALL RETURNS</b>	<b>Punts</b>			<b>Kickoffs</b>			<b>Intercepted</b>		
	No.	Yds	LP	No.	Yds	LP	No.	Yds	LP
T. Williamson	0	0	0	1	13	13	0	0	0
Kris Clark	0	0	0	1	7	7	0	0	0
M.Thomas	1	-6	0	1	13	13	0	0	0
Andrea Gause	0	0	0	1	22	22	0	0	0
Thez Robinson	0	0	0	2	17	14	0	0	0

## Scoring Summary

<b>South Carolina</b>		7	7	0	0	-14
<b>LSU</b>		3	3	25	7	-38
USC	10:30 1st	T. Williamson	60	pass from Corey Jenkins	(Weaver kick)	
LSU	6:07 1st	John Corbello	42	FG		
USC	9:23 2nd	Andrew Pinnock	9	run (Weaver kick)		
LSU	0:00 2nd	Corbello	48	FG		
LSU	10:07 3rd	Marcus Randall	12	run (Randall pass to Michael Clayton)		
LSU	6:45 3rd	Corbello	37	FG		
LSU	2:22 3rd	Shyrone Carey	13	run (Corbello kick)		
LSU	2:07 3rd	Demetrius Hookfin	10	int. return (Corbello kick)		
LSU	3:13 4th	Domanick Davis	5	run (Corbello kick)		

## Team Statistical Comparisons

<b>CATEGORY</b>	<b>USC</b>	<b>LSU</b>
FIRST DOWNS	13	24
RUSHING	6	12
PASSING	4	8
PENALTY	3	4
RUSHING ATTEMPTS	30	45
YARDS GAINED RUSHING	160	240
YARDS LOST RUSHING	12	9
<b>NET YARDS RUSHING</b>	<b>148</b>	<b>231</b>
<b>NET YARDS PASSING</b>	<b>127</b>	<b>183</b>
PASSES ATTEMPTED	22	23
PASSES COMPLETED	10	12
HAD INTERCEPTED	2	0
TOTAL OFFENSIVE PLAYS	52	68
<b>TOTAL NET YARDS</b>	<b>275</b>	<b>414</b>
AVERAGE GAIN PER PLAY	5.3	6.1
FUMBLES/LOST	1-0	1-0
PENALTIES/YARDS	8-85	10-82
INTERCEPTIONS/YARDS	0-0	2-10
PUNTS/YARDS	6-264	2-92
AVERAGE PER PUNT	44.0	46.0
PUNT RETURNS/YARDS	1-(-6)	2-23
KICKOFF RETURNS/YARDS	6-72	3-99
POSSESSION TIME	25:21	34:39
THIRD-DOWN CONVERSIONS	2 of 10	6 of 13
SACKS BY	0-0	3-10



#10 LSU	7
Auburn	31
JEFFERSON PHOTO SPORTS	F



October 26  
 Jordan-Hare Stadium  
 Auburn, Ala.  
 85,366

**What they said...**

"They just dominated us in this game. Their offensive line dominated us, and their defensive line dominated us. It is hard to win football games when that happens. Our first six games, we controlled the line of scrimmage, which we didn't do today."

- LSUOL RODNEY REED

"We always talk about turnovers and field position and on a day like today, it became very important. We turned the ball over too many times to be successful. We never had good field position and that really hurt us. When you give that many points away and that much field position, it makes it difficult to win ballgames. We wanted to stop the run, and we didn't get it done defensively. I think it is obvious what happened when you give up four turnovers in the first half. It puts you behind the eight ball, and it was tough to get back."

- LSU HEAD COACH NICK SABAN



QB Marcus Randall scrambled for 74 yards on 16 carries in the loss.

**FIVE TURNOVERS DOOM LSU IN LOSS**

A combination of turnovers and poor field position did LSU in as the Tigers dropped a 31-7 decision to Auburn at Jordan-Hare Stadium. LSU fumbled on its first play from scrimmage to set the tone for the game that saw the Tigers commit five turnovers. Despite four first half turnovers, the Tiger defense kept LSU in the game as Auburn managed to hold only a 17-0 advantage at halftime. Auburn put the game out of reach early in the third quarter when Jason Campbell found Robert Johnson in the endzone

for a 3-yard TD pass to make the score 24-0. Auburn tacked on another score early in the fourth quarter before the Tigers scored their only points of the game on an 8-yard run by **Joseph Addai** midway through the final quarter. **Marcus Randall** led LSU with 74 yards rushing, while Addai added 44 yards and 1 TD on 10 carries. Randall connected on 9-of-20 passes for 79 yards and 4 interceptions for the Tigers. **Bradie James** led the defense with 14 tackles.

**Notes on the Game**

- DE Melvin Oliver, an Opelika, Ala., native, made his first career start. He started at left end in place of the injured Marcus Spears.
- Domanick Davis has moved into sixth-place in the SEC in career all-purpose yards with 99 yards (42 rushing, 9 punt return, 48 kickoff return). He entered the game needing 92 yards to move into sixth. He now has 4,976 yards in his career.
- Marcus Randall's 74 rushing yards on 16 carries are career-highs for the sophomore quarterback.
- WR Jerel Myers has moved into seventh-place in career receiving yards in LSU history with his 44 yards. He now has 1,780 yards in his career and passed Larry Foster (8th with 1,747) and Abram Booty (7th with 1,768).

## Individual Statistics

### LSU

<b>RUSHING</b>						
	Att.	Gain	Lost	Net	TD	Long
Marcus Randall	16	84	10	74	0	12
Joseph Addai	10	46	2	44	1	19
Domanick Davis	14	42	0	42	0	8
Michael Clayton	1	3	0	3	0	3

<b>PASSING</b>							
	Att.	Comp	Int	Yds	TD	Long	Sacks
Marcus Randall	20	9	4	79	0	21	0

<b>RECEIVING</b>				
	No.	Yds.	TD	Long
Jerel Myers	3	44	0	21
Dev. Henderson	2	16	0	14
Michael Clayton	2	10	0	7
Reggie Robinson	1	7	0	7
Domanick Davis	1	2	0	2

<b>PUNTING</b>					
	No.	Yds.	Avg.	Long	I20
Donnie Jones	5	203	40.6	47	0

<b>FIELD GOALS</b>			
	Att.	Made	Long
none			

<b>ALL RETURNS</b>									
	Punts			Kickoffs			Intercepted		
	No.	Yds	LP	No.	Yds	LP	No.	Yds	LP
Domanick Davis	1	9	9	2	48	31	0	0	0

### Auburn

<b>RUSHING</b>						
	Att.	Gain	Lost	Net	TD	Long
Ronnie Brown	18	101	6	95	2	20
Tre Smith	11	81	1	80	1	36
Jason Campbell	8	47	10	37	0	17
Chris Butler	7	10	3	7	0	3
Team	1	0	3	-3	0	0

<b>PASSING</b>							
	Att.	Comp	Int	Yds	TD	Long	Sacks
Jason Campbell	11	7	0	105	1	48	2

<b>RECEIVING</b>				
	No.	Yds.	TD	Long
Robert Johnson	3	32	1	19
D. Aromashodu	2	61	0	48
Jeris McIntyre	1	6	0	6
Marcel Willis	1	6	0	6

<b>PUNTING</b>				
	No.	Yds.	Avg.	Long
Damon Duval	3	139	46.3	58

<b>FIELD GOALS</b>			
	Att.	Made	Long
Philip Yost	3	1	19

<b>ALL RETURNS</b>									
	Punts			Kickoffs			Intercepted		
	No.	Yds	LP	No.	Yds	LP	No.	Yds	LP
Marcel Willis	3	25	10	0	0	0	0	0	0
Donnay Young	0	0	0	0	0	0	1	9	9
Karlos Dansby	0	0	0	0	0	0	2	62	60
T. Robinson	0	0	0	0	0	0	1	64	64
Roderick Hood	2	11	12	0	0	0	0	0	0
Tre Smith	0	0	0	1	3	3	0	0	0

## Scoring Summary

<b>LSU</b>		0	0	0	7	-7
<b>Auburn</b>		7	10	7	7	-31
AU	6:56 1st	Ronnie Brown 5 run (Philip Yost kick)				
AU	6:07 2nd	Yost 19 FG				
AU	2:10 2nd	Tre Smith 13 run (Yost kick)				
AU	10:51 3rd	Robert Johnson 3 pass from Jason Campbell (Yost kick)				
AU	11:14 4th	Brown 20 run (Yost kick)				
LSU	7:19 4th	Joseph Addai 8 run (John Corbello kick)				

## Team Statistical Comparisons

CATEGORY	LSU	AU
FIRST DOWNS	14	14
RUSHING	8	10
PASSING	4	4
PENALTY	2	1
RUSHING ATTEMPTS	41	45
YARDS GAINED RUSHING	175	239
YARDS LOST RUSHING	12	23
<b>NET YARDS RUSHING</b>	<b>163</b>	<b>216</b>
<b>NET YARDS PASSING</b>	<b>79</b>	<b>105</b>
PASSES ATTEMPTED	20	11
PASSES COMPLETED	9	7
HAD INTERCEPTED	4	0
TOTAL OFFENSIVE PLAYS	61	56
<b>TOTAL NET YARDS</b>	<b>242</b>	<b>321</b>
AVERAGE GAIN PER PLAY	4.0	5.7
FUMBLES/LOST	2-1	2-1
PENALTIES/YARDS	6-52	6-59
INTERCEPTIONS/YARDS	0-0	4-135
PUNTS/YARDS	5-203	3-139
AVERAGE PER PUNT	40.6	46.3
PUNT RETURNS/YARDS	1-9	5-36
KICKOFF RETURNS/YARDS	2-48	1-3
POSSESSION TIME	30:15	29:45
THIRD-DOWN CONVERSIONS	4 of 13	7 of 14
SACKS BY	2-10	0-0





#16 LSU 33

Kentucky 30

JEFFERSON  
PILOTS SPORTS

F



November 9  
Commonwealth Stadium  
Lexington, Ky.  
66,262

### What they said...

"We always say to play for the full 60 minutes and this is why. Two seconds left and we have a 75-yard play. We go over that play every Thursday at the end of practice. It's not a unique play - you're just lucky when it happens to be tipped to your guy. I've been on the other side of it before, as a defensive coordinator, so I guess this evens things up. I'm proud of our guys for battling there at the end."

- LSU HEAD COACH NICK SABAN

"I was on the sidelines about to untuck my shirt. Then I thought we still have two seconds left. (QB) Marcus (Randall) rolled out, broke a tackle, and threw it up. Next thing I know we are rushing the field."

- LSU SAFETY NORMAN LEJEUNE

"It was like a dream I can't believe it still. I was just thinking get where you are supposed to be, and if something happens then it happens. I saw it get tipped then I just reached out my hands and there it was."

- LSU WR DEVERY HENDERSON

### What they did...

- SEC Offensive Player of the Week,
- Louisiana Offensive Player of the Week

- DEVERY HENDERSON



Devery Henderson's 75-yard TD was named the "Play of the Year" by AP and Sports Illustrated.

## HAIL MARY LIFTS LSU PAST KENTUCKY

Marcus Randall connected with Devery Henderson on a 75-yard "Hail Mary" TD pass with no time left to lift the Tigers to a very unlikely 33-30 win over Kentucky in Lexington. Billed as "The Bluegrass Miracle", LSU won on the final play of a football game for the first time since a 17-16 victory over Ole Miss in 1972. Trailing 30-27 after a 29-yard field goal by Kentucky, the Tigers were backed up to their own 8-yard line with nine seconds

left. After a 17-yard gain that put the ball on the 25-yard line with two seconds left, Randall heaved the ball as far as he could. A pair of UK defenders deflected the ball directly to Henderson who then raced into the endzone for the game-winning TD. Henderson finished the contest with five receptions for 201 yards and three TDs, the second of which put the Tigers up 14-7 just before halftime.

### Notes on the Game

- Donnie Jones' 86-yard punt in the first quarter is the longest in modern LSU history, breaking Ray Coates' 76-yard punt against Rice on Oct. 7, 1944. Jones' punt is also the sixth longest in Southeastern Conference history.
- Devery Henderson's 75-yard touchdown reception from Marcus Randall to end the game was LSU's longest play this season. The play was the longest since a 70-yard pass from Randall to Henderson in the second quarter of the game, which was the longest by LSU since John Booty hit Josh Reed for a 75-yard touchdown pass in the first quarter against Auburn in 2000.
- The 70-yard touchdown pass by Marcus Randall to Devery Henderson in the second quarter was Randall's first career touchdown pass.
- Devery Henderson's 30-yard touchdown in the waning second of the second quarter was his second of the game, marking his second career multi-touchdown game of his career. Henderson also caught two touchdowns at Florida this season.
- This was Devery Henderson's first three-touchdown game of his career.
- Henderson's 30-yard touchdown reception late in the second also gave the junior over 100 receiving yards for the first time in his career. He finished the game with five catches for a career-high 201 yards.
- John Corbello's 49-yard field goal in the opening seconds of the fourth quarter tied a career-high for the senior. His other 49-yarder came against Georgia Tech in the 2000 Peach Bowl.
- Devery Henderson's 201 receiving yards was the most by an LSU player since Josh Reed had 239 vs. Illinois in last year's Sugar Bowl.

### Individual Statistics

#### LSU

<b>RUSHING</b>						
	Att.	Gain	Lost	Net	TD	Long
Joseph Addai	9	92	1	91	1	63
Domanick Davis	20	79	3	76	0	12
Marcus Randall	10	47	11	36	0	11
Dev. Henderson	3	10	0	10	0	5

<b>PASSING</b>							
	Att.	Comp	Int	Yds	TD	Long	Sacks
Marcus Randall	23	10	0	264	3	75	1

<b>RECEIVING</b>				
	No.	Yds.	TD	Long
Dev. Henderson	5	201	3	75
Michael Clayton	4	54	0	17
Domanick Davis	1	9	0	9

<b>PUNTING</b>					
	No.	Yds.	Avg.	Long	I20
Donnie Jones	6	305	50.8	86	2
Team	1	0	0.0	0	0

<b>FIELD GOALS</b>			
	Att.	Made	Long
John Corbello	3	2	49

	<b>Punts</b>			<b>Kickoffs</b>			<b>Intercepted</b>		
	No.	Yds	LP	No.	Yds	LP	No.	Yds	LP
<b>ALL RETURNS</b>									
Domanick Davis	3	19	11	1	31	31	0	0	0
Dev. Henderson	0	0	0	4	87	38	0	0	0

#### Kentucky

<b>RUSHING</b>						
	Att.	Gain	Lost	Net	TD	Long
Artose Pinner	27	145	2	143	0	27
Jared Lorenzen	4	17	6	11	0	13
Aaron Boone	1	3	0	3	0	3
Team	1	0	0	0	0	0
Shane Boyd	2	0	3	-3	0	0

<b>PASSING</b>							
	Att.	Comp	Int	Yds	TD	Long	Sacks
Jared Lorenzen	26	12	0	210	4	44	1
Shane Boyd	3	2	0	11	0	7	0

<b>RECEIVING</b>				
	No.	Yds.	TD	Long
Derek Abney	5	60	0	17
Aaron Boone	3	112	3	44
Tommy Cook	3	9	0	5
Chase Harp	2	22	1	19
Artose Pinner	1	18	0	18

<b>PUNTING</b>				
	No.	Yds.	Avg.	Long
Glenn Pakulak	6	275	45.8	58

<b>FIELD GOALS</b>			
	Att.	Made	Long
Taylor Begley	1	1	29

	<b>Punts</b>			<b>Kickoffs</b>			<b>Intercepted</b>		
	No.	Yds	LP	No.	Yds	LP	No.	Yds	LP
<b>ALL RETURNS</b>									
Derek Abney	4	39	21	3	59	30	0	0	0
Deion Holts	1	12	0	0	0	0	0	0	0

### Scoring Summary

				LSU	0	14	7	12	-33
				Kentucky	7	0	7	16	-30
UK	6:19	1st	Shane Boone 43 pass from Jared Lorenzen (Taylor Begley kick)						
LSU	12:33	2nd	Devery Henderson 70 pass from Marcus Randall (John Corbello kick)						
LSU	0:05	2nd	Henderson 30 pass from Randall (Corbello kick)						
LSU	13:17	3rd	Joseph Addai 63 run (Corbello kick)						
UK	3:43	3rd	Chase Harp 3 pass from Lorenzen (Begley kick)						
LSU	14:12	4th	Corbello 49 FG						
UK	10:05	4th	Boone 25 pass from Lorenzen (pass failed)						
LSU	6:02	4th	Corbello 19 FG						
UK	2:24	4th	Boone 44 pass from Lorenzen (Begley kick)						
UK	0:11	4th	Begley 29 FG						
LSU	0:00	4th	Henderson 75 pass from Randall						

### Team Statistical Comparisons

CATEGORY	LSU	UK
FIRST DOWNS	18	21
RUSHING	8	8
PASSING	7	9
PENALTY	3	4
RUSHING ATTEMPTS	42	35
YARDS GAINED RUSHING	228	165
YARDS LOST RUSHING	15	11
<b>NET YARDS RUSHING</b>	<b>213</b>	<b>154</b>
<b>NET YARDS PASSING</b>	<b>264</b>	<b>221</b>
PASSES ATTEMPTED	23	29
PASSES COMPLETED	10	14
HAD INTERCEPTED	0	0
TOTAL OFFENSIVE PLAYS	65	64
<b>TOTAL NET YARDS</b>	<b>477</b>	<b>375</b>
AVERAGE GAIN PER PLAY	7.3	5.9
FUMBLES/LOST	1-0	3-2
PENALTIES/YARDS	13-104	5-49
INTERCEPTIONS/YARDS	0-0	0-0
PUNTS/YARDS	7-305	6-275
AVERAGE PER PUNT	43.6	45.8
PUNT RETURNS/YARDS	3-19	5-51
KICKOFF RETURNS/YARDS	5-118	3-59
POSSESSION TIME	32:55	27:05
THIRD-DOWN CONVERSIONS	6 of 16	5 of 12
SACKS BY	1-6	1-8



#10 Alabama 31

#14 LSU 0

ESPN

F



**November 16**  
**Tiger Stadium**  
**Baton Rouge, La.**  
**92,012**


### What they said...

"We just got beat by a good football team tonight. We could not stop the run and we could not play with any consistency on offense. They are a very good team and they are a very good defensive team. I think the real key turning point in the game was when we had fourth and two right before the half with 1:42 to go and we punt the ball down to the four yard line and they go 96 yards and score."

**-LSU HEAD COACH NICK SABAN**

"Alabama played awesome. I credit their team because they came out and played real well. To do what they did, on the road, after what we did last year, my hat is off to them. We just have to execute and play together as a team. I don't think we played together as a team tonight. We can't do anything but learn from this and we still control our own destiny. We still have ball to play. It's a two game season and all we can do is go out and take one game at a time."

**- LSU LB BRADIE JAMES**



*Bradie James had his first career rush on a fake punt for 29 yards in the third quarter.*

## ALABAMA RUNS PAST LSU IN SHUTOUT

Shaud Williams and Santonio Beard each accounted for over 100 rushing yards as No. 10 Alabama ran for 300 yards en route to a 31-0 win over No. 14 LSU. The shutout marked the first time since 1996 in which the Tigers have been held scoreless in a game, a streak of 72 games. The Crimson Tide got on the board first with a 6-yard run by Beard at the 3:52 mark in the second quarter. LSU pinned the Tide on their 4-yard line

just before halftime, but Alabama went 96 yards on nine plays over the final 1:41 of the half to take a 14-0 lead on a 2-yard run by Tyler Watts. LSU never did recover managing a season-low 196 yards of offense, while allowing a season-high of 477 yards. One bright spot for the Tigers was the return of running back **LaBrandon Toefield**, who rushed for 22 yards on 5 carries. LSU had just 65 yards passing in the loss.

### Notes on the Game

- The attendance for the game was 92,012, which is the largest crowd this year and the second largest crowd in Tiger Stadium history. It is the 18th consecutive game the attendance has been more than 85,000 and the 12th time the crowd has exceeded 90,000.
- LSU's school-record string of 72 consecutive games without being shutout was snapped.
- Running back LaBrandon Toefield played for the first time since being injured against UL-Lafayette on Oct. 5. He entered the game with 3:47 remaining in the first quarter and got his first carry early in the second quarter.
- Bradie James rushed the ball for the first time in his career on a fake punt in the third quarter. The run went for 29 yards.
- Freshman Rick Clausen threw his first career pass in the fourth quarter and later completed his first pass.

## Individual Statistics

### LSU

RUSHING	Att.	Gain	Lost	Net	TD	Long
Marcus Randall	6	54	0	54	0	16
Domanick Davis	9	47	0	47	0	15
Bradie James	1	29	0	29	0	29
L. Toefield	6	26	4	22	0	12
Joseph Addai	5	18	3	15	0	9
Team	1	0	4	-4	0	0
Dev. Henderson	1	0	12	-12	0	0
Rick Clausen	2	0	20	-20	0	0

PASSING	Att.	Comp	Int	Yds	TD	Long	Sacks
Marcus Randall	17	6	0	39	0	17	0
Rick Clausen	6	3	0	26	0	15	2

RECEIVING	No.	Yds.	TD	Long
Dev. Henderson	3	25	0	15
Michael Clayton	3	13	0	6
Eric Edwards	2	10	0	5
Domanick Davis	1	17	0	17

PUNTING	No.	Yds.	Avg.	Long	I20
Donnie Jones	8	344	43.0	60	2

FIELD GOALS	Att.	Made	Long
none			

ALL RETURNS	Punts			Kickoffs			Intercepted		
	No.	Yds	LP	No.	Yds	LP	No.	Yds	LP
Domanick Davis	3	13	12	5	107	26	0	0	0
Dem. Hookfin	0	0	0	0	0	0	1	0	0

### Alabama

RUSHING	Att.	Gain	Lost	Net	TD	Long
Shaud Williams	16	136	5	131	0	32
Santonio Beard	18	116	7	109	2	22
Tyler Watts	15	54	17	37	1	16
Ray Hudson	3	22	1	21	0	18
Triandos Luke	1	5	0	5	0	5
Brodie Croyle	1	0	3	-3	0	0

PASSING	Att.	Comp	Int	Yds	TD	Long	Sacks
Tyler Watts	20	11	1	177	1	33	2
Brodie Croyle	2	0	0	0	0	0	0
Team	2	0	0	0	0	0	0
Shaud Williams	1	0	0	0	0	0	0

RECEIVING	No.	Yds.	TD	Long
Sam Collins	5	115	0	33
Triandos Luke	2	22	0	11
Zach Fletcher	1	27	1	27
Dre Fulgham	1	6	0	6
Shaud Williams	1	4	0	4
Santonio Beard	1	3	0	3

PUNTING	No.	Yds.	Avg.	Long
Lane Bearden	5	197	39.4	52

FIELD GOALS	Att.	Made	Long
Kyle Robinson	1	1	46

ALL RETURNS	Punts			Kickoffs			Intercepted		
	No.	Yds	LP	No.	Yds	LP	No.	Yds	LP
Triandos Luke	0	0	0	1	19	19	0	0	0
Shaud Williams	3	24	14	0	0	0	0	0	0

## Scoring Summary

Alabama	0	14	0	17	-31
LSU	0	0	0	0	-0

UA	3:52	2nd	Santonio Beard 6 yd run (kick failed)
UA	0:12	2nd	Tyler Watts 2 yd run (Triandos Luke rush)
UA	14:53	4th	Beard 22 yd run (Kyle Robinson kick)
UA	10:43	4th	Robinson 46 yd FG
UA	4:07	4th	Zach Fletcher 27 pass from Watts (Robinson kick)

## Team Statistical Comparisons

CATEGORY	UA	LSU
FIRST DOWNS	27	14
RUSHING	14	8
PASSING	9	4
PENALTY	4	2
RUSHING ATTEMPTS	54	31
YARDS GAINED RUSHING	333	174
YARDS LOST RUSHING	33	43
<b>NET YARDS RUSHING</b>	<b>300</b>	<b>131</b>
<b>NET YARDS PASSING</b>	<b>177</b>	<b>65</b>
PASSES ATTEMPTED	25	23
PASSES COMPLETED	11	9
HAD INTERCEPTED	1	0
TOTAL OFFENSIVE PLAYS	79	54
<b>TOTAL NET YARDS</b>	<b>477</b>	<b>196</b>
AVERAGE GAIN PER PLAY	6.0	3.6
FUMBLES/LOST	0-0	3-2
PENALTIES/YARDS	8-75	10-77
INTERCEPTIONS/YARDS	0-0	1-0
PUNTS/YARDS	5-197	8-344
AVERAGE PER PUNT	39.4	43.0
PUNT RETURNS/YARDS	3-24	3-13
KICKOFF RETURNS/YARDS	1-19	5-107
POSSESSION TIME	34:36	25:24
THIRD-DOWN CONVERSIONS	7 of 14	3 of 13
SACKS BY	2-20	2-14



Ole Miss 13

#21 LSU 14



F



**November 23**  
**Tiger Stadium**  
**Baton Rouge, La.**  
**91,613**

### What they said...

"It was certainly a great atmosphere out there for them to finish their career in and the crowd did a fantastic job of helping us win this game. I think it was a great team win. We wanted to re-establish our identity out there and compete in the game for 60 minutes tonight. If that happened, no matter what the circumstances were, which I thought was the trademark of our team this year but wasn't the last three weeks and I think our players did that."

- LSU HEAD COACH NICK SABAN

"We had to answer the question tonight about what is our identity. Before the last few games, we had our identity and that was a dominant defense. We were able to be dominant tonight, but Ole Miss came in and played well."

- LSU LB BRADIE JAMES


"I wanted the ball in my hands. I think everyone wants it. It's just a matter of who gets it and when they get it, they have to make a play. We did that tonight."

- LSU WR MICHAEL CLAYTON

### What they did...

SEC Offensive Player of the Week  
 Louisiana Offensive Player of the Week  
 - MARCUS RANDALL

Louisiana Defensive Player of the Week  
 - NORMAN LEJEUNE



Norman LeJeune (36) and Bradie James (11) led 22 seniors to a win in their final home game.

## RANDALL RALLIES LSU PAST OLE MISS

Marcus Randall rallied LSU past Ole Miss, 14-13. Trailing by six with less than 10 minutes left, Randall guided the Tigers on a 10-play, 74-yard drive that culminated with a 27-yard TD pass to Michael Clayton. The Tigers then kept the Rebels from crossing midfield in three possessions down the stretch. Corey Webster intercepted an Eli Manning pass at the LSU 22-yard line with less than two minutes left to end all Rebel hopes.

The play of the game for the Tigers came early in the fourth quarter when Demetrius Hookfin intercepted a Manning pass at the 3-yard line to thwart a Rebel scoring opportunity. LSU held Ole Miss to only 279 yards of offense overall and just three second-half points. LSU cut the Rebel lead to 10-7 just before the half when Randall hit Devery Henderson for a 19-yard score with two seconds left.

### Notes on the Game

- LSU finished a home season 6-1 for the second time in three years and moved to 17-5 at home under Nick Saban.
- The Tigers clinched a share of the SEC West title, their fourth in seven years and second straight.
- The Tigers won their eighth game, marking the third straight year they have won eight. It is the first time since 1984-88 LSU has won eight games in three straight years.
- Devery Henderson caught his eighth touchdown pass of the season, moving him into sole place of seventh in LSU history for receiving touchdowns in a season. Henderson had each of LSU's past six touchdown receptions at the time.
- Demetrius Hookfin intercepted his fifth pass of the season to tie for 10th in school history for interceptions in a season.
- Michael Clayton caught his fifth touchdown of the year and the 11th of his career. The 11 places him 10th in LSU history.

## Individual Statistics

### LSU

RUSHING	Att.	Gain	Lost	Net	TD	Long
Domanick Davis	17	89	2	87	0	10
L. Toefield	17	47	12	35	0	9
Marcus Randall	9	44	13	31	0	15
Shyrone Carey	1	0	2	-2	0	0
Rick Clausen	2	0	17	-17	0	0

PASSING	Att.	Comp	Int	Yds	TD	Long	Sacks
Marcus Randall	20	13	0	179	2	27	1
Rick Clausen	6	2	1	9	0	6	1
Blain Bech	1	0	0	0	0	0	0

RECEIVING	No.	Yds.	TD	Long
Michael Clayton	6	77	1	27
Jerel Myers	4	40	0	17
Domanick Davis	2	21	0	13
Reggie Robinson	1	24	0	24
Dev. Henderson	1	19	1	19
Skyler Green	1	7	0	7

PUNTING	No.	Yds.	Avg.	Long	I20
Donnie Jones	8	364	45.5	54	3

FIELD GOALS	Att.	Made	Long
none			

ALL RETURNS	Punts			Kickoffs			Intercepted		
	No.	Yds	LP	No.	Yds	LP	No.	Yds	LP
Domanick Davis	4	12	7	2	45	25	0	0	0
Dev. Henderson	0	0	0	1	16	16	0	0	0
Corey Webster	0	0	0	0	0	0	1	0	0
Dem. Hoofkin	0	0	0	0	0	0	1	45	45

### Ole Miss

RUSHING	Att.	Gain	Lost	Net	TD	Long
Tremaine Turner	12	46	2	44	0	18
R. McClendon	6	15	4	11	0	6
Rick Razzano	3	9	0	9	0	6
Chris Collins	1	6	0	6	0	6
Mike Espy	1	6	0	6	0	6
Vashon Pearson	1	0	1	-1	0	0
Eli Manning	4	7	21	-14	0	7

PASSING	Att.	Comp	Int	Yds	TD	Long	Sacks
Eli Manning	38	19	2	218	1	26	2

RECEIVING	No.	Yds.	TD	Long
Chris Collins	5	39	0	9
Jason Armstead	2	45	0	26
Toward Sanford	2	27	0	18
Mike Espy	2	26	1	20
Eric Rice	2	23	0	13
Rick Razzano	2	22	0	16
Kerry Johnson	2	14	0	8
Taye Biddle	1	12	0	12
Bill Flowers	1	10	0	10

PUNTING	No.	Yds.	Avg.	Long
Cody Ridgeway	8	326	40.8	54

FIELD GOALS	Att.	Made	Long
Jonathan Nichols	2	2	39

ALL RETURNS	Punts			Kickoffs			Intercepted		
	No.	Yds	LP	No.	Yds	LP	No.	Yds	LP
Jason Armstead	2	12	15	3	39	17	0	0	0
Von Hutchins	0	0	0	0	0	0	1	1	1

## Scoring Summary

Ole Miss	3	7	3	0	-13
LSU	0	7	0	7	-14

UM	8:22	1st	Jonathan Nichols 36 yd FG
UM	1:02	1st	Mike Espy 20 yd pass from Eli Manning (Nichols kick)
LSU	0:02	2nd	Devery Henderson 19 yd pass from Marcus Randall (John Corbello kick)
UM	9:08	3rd	Nichols 39 yd FG
LSU	6:34	4th	Michael Clayton 27 yd pass from Randall (Corbello kick)

## Team Statistical Comparisons

CATEGORY	UM	LSU
FIRST DOWNS	16	19
RUSHING	4	9
PASSING	11	10
PENALTY	1	0
RUSHING ATTEMPTS	28	46
YARDS GAINED RUSHING	89	180
YARDS LOST RUSHING	28	46
NET YARDS RUSHING	61	134
NET YARDS PASSING	218	188
PASSES ATTEMPTED	38	27
PASSES COMPLETED	19	15
HAD INTERCEPTED	2	1
TOTAL OFFENSIVE PLAYS	66	73
TOTAL NET YARDS	279	322
AVERAGE GAIN PER PLAY	4.2	4.4
FUMBLES: NUMBER-LOST	1-1	5-3
PENALTIES/YARDS	1-10	2-25
INTERCEPTIONS/YARDS	1-1	2-45
NUMBER OF PUNTS-YARDS	8-326	8-364
AVERAGE PER PUNT	40.8	45.5
PUNT RETURNS/YARDS	2-12	4-12
KICKOFF RETURNS/YARDS	3-39	3-61
POSSESSION TIME	27:02	32:58
THIRD-DOWN CONVERSIONS	5 of 16	6 of 17
SACKS BY/YARDS	2-16	2-17

# Game 12




#17 LSU 20

Arkansas 21



F



November 29  
War Memorial Stadium  
Little Rock, Ark.  
55,553

## What they said...

"We came up here with the idea we were going to have to play hard and play with toughness, but we were also going to have to play smart, and we didn't play smart the last 36 seconds. I really feel bad for our team. I'm really proud of this team for the way it competed and the adversity we've overcome. I feel terrible for them. I wish there was something I could do as a coach to help them."

- LSU HEAD COACH NICK SABAN

"The last two or three series, we felt the urgency to score. We knew that anything could happen. We didn't capitalize when we should have and let them hang around. It's a hard loss, thinking we had the game won and then to lose it in the final minute. We know all about a last-second win."

- LSU QB MARCUS RANDALL

"Mentally we have to keep going. We get to play with the seniors one more time in the bowl game. We've got to take that game and roll with it for next year."

- LSU WR MICHAEL CLAYTON



Wide receiver Skyler Green scored his first career touchdown on a 67-yard reception.

## HOGS WIN WITH LAST MINUTE DRIVE

Matt Jones connected with Decori Birmingham on a 30-yard TD pass with nine seconds left as the Razorbacks overcame a 10-point fourth quarter deficit to beat LSU, 21-20. LSU appeared to have iced the game with a 29-yard field goal by **John Corbello** with 40 seconds left, however the Razorbacks went 81 yards in 31 seconds, keyed by a 50-yard pass from Jones to Richard Smith, to record the come-from-behind win. LSU dominated the first half, leading 10-0 at halftime on a 67-yard **Marcus Randall**-to-**Skyler Green** pass followed by a 49-yard field goal

by Corbello at the halftime buzzer. Arkansas pulled to within 10-7 on a 1-yard run by Mark Pierce before LSU stretched the margin to 17-7 on a 5-yard run by Randall late in third quarter. Fred Talley pulled the Razorbacks to within 17-14 on a 56-yard run midway through the fourth quarter. Randall completed 14-of-25 passes for 203 yards and a TD for the Tigers, while **Domanick Davis** rushed for 67 yards. Jones completed only 4 of 16 passes for the Razorbacks, with two coming on their final possession of the game.

## Notes on the Game

- Skyler Green's 67-yard first-quarter touchdown was the first of his career and came on only his second career reception. He is the only true freshman to score for LSU this year.
- The 67-yard touchdown was the longest touchdown for LSU since Devery Henderson's 75-yard touchdown on the final play of the Kentucky game.
- Corey Webster intercepted his seventh pass of the year, which ties him for third in school history for most interceptions in a season. Last year as a wide receiver, Corey Webster had seven catches for 74 yards and no touchdowns. This year as a defensive back, he has seven interceptions for 75 yards and one touchdown.
- John Corbello kicked a 49-yard field goal to end the first half. It tied his career high set against Kentucky earlier this year and Tennessee in last season's SEC Championship game.
- On his 11-yard kickoff return in the third quarter, Domanick Davis took over the SEC career kick return (punts and kickoffs) record. He passed Tony James (Mississippi State, 1989-92).
- Domanick Davis moved into third in LSU history for most all-purpose yards in a season. He finished the game with 1,904 yards this year. Davis' 1,904 all-purpose yards this season rank sixth in SEC history. He started the day 13th. With seven punt return yards, Davis moved into sixth place for most punt return yards in SEC single-season history.
- John Corbello tied Rex Robinson (Georgia, 1977-80) for 16th place in SEC history for career points scored with 269. Corbello's two field goals gave him 15 for the year, the most by an LSU player since Pedro Suarez had 15 (17 attempts) in 1990.

## Individual Statistics

### LSU

RUSHING	No	Gain	Loss	Net	TD	Lg	Avg
Domanick Davis	14	71	4	67	0	12	4.8
L. Toefield	14	32	4	28	0	7	2.0
Marcus Randall	10	42	16	26	1	9	2.6
Skyler Green	2	17	0	17	0	14	8.5
Shyrone Carey	2	3	0	3	0	2	1.5
Joseph Addai	1	2	0	2	0	2	2.0
S. Peterman	0	7	0	7	0	0	0.0

PASSING	Att-Cmp-Int	Yds	TD	Long	Sck
Marcus Randall	25-14-0	203	1	67	2

RECEIVING	No.	Yds	TD	Long
Michael Clayton	7	89	0	48
Skyler Green	3	92	1	67
Jerel Myers	2	7	0	4
Shyrone Carey	1	9	0	9
Eric Edwards	1	6	0	6

PUNTING	No.	Yds	Avg	Long	I20
Donnie Jones	5	209	41.8	47	2

FIELD GOALS	Att	Made	Long
John Corbello	2	2	49

ALL RETURNS	Punts			Kickoffs			Intercepted		
	No.	Yds	LP	No.	Yds	LP	No.	Yds	LP
Shyrone Carey	0	0	0	2	30	19	0	0	0
Corey Webster	0	0	0	0	0	0	1	0	0
Domanick Davis	1	7	7	1	11	11	0	0	0

### Arkansas

RUSHING	No	Gain	Loss	Net	TD	Lg	Avg
Fred Talley	15	121	3	118	1	56	7.9
Mark Pierce	7	41	0	41	1	20	5.9
D. Howard	13	41	1	40	0	8	3.1
Matt Jones	11	46	11	35	0	15	3.2
Cedric Cobbs	2	11	0	11	0	6	5.5

PASSING	Att-Cmp-Int	Yds	TD	Long	Sck
Matt Jones	16-4-1	127	1	50	1

RECEIVING	No.	Yds	TD	Long
Richard Smith	2	61	0	50
George Wilson	1	35	0	35
D. Birmingham	1	31	1	31

PUNTING	No.	Yds	Avg	Long	I20
Richie Butler	6	221	36.8	51	2

FIELD GOALS	Att	Made	Long
none			

ALL RETURNS	Punts			Kickoffs			Intercept		
	No	Yds	Lg	No	Yds	Lg	No	Yds	Lg
D. Birmingham	3	24	12	1	18	18	0	0	0
Cedric Cobbs	0	0	0	1	11	11	0	0	0

## Scoring Summary

LSU	7	3	7	3	-20
Arkansas	0	0	7	14	-21

LSU	6:44	1st	Skyler Green 67 pass from Marcus Randall (John Corbello kick)
LSU	0:00	2nd	Corbello 49 FG
ARK	8:37	3rd	Mark Pierce 1 run (Carlton kick)
LSU	5:34	3rd	Randall 5 run (Corbello kick)
ARK	6:33	4th	Fred Talley 56 run (Carlton kick)
LSU	0:40	4th	Corbello 29 FG
ARK	0:09	4th	Decori Birmingham 31 pass from Matt Jones (Carlton kick)

## Team Statistical Comparisons

CATEGORY	LSU	ARK
FIRST DOWNS	20	19
RUSHING	10	13
PASSING	8	4
PENALTY	2	2
RUSHING ATTEMPTS	43	48
YARDS GAINED RUSHING	174	260
YARDS LOST RUSHING	24	15
<b>NET YARDS RUSHING</b>	<b>150</b>	<b>245</b>
<b>NET YARDS PASSING</b>	<b>203</b>	<b>127</b>
PASSES ATTEMPTED	25	16
PASSES COMPLETED	14	4
HAD INTERCEPTED	0	1
TOTAL OFFENSIVE PLAYS	68	64
<b>TOTAL NET YARDS</b>	<b>353</b>	<b>372</b>
AVERAGE GAIN PER PLAY	5.2	5.8
FUMBLES: NUMBER-LOST	3-1	0-0
PENALTIES: NUMBER-YARDS	7-47	8-66
INTERCEPTIONS: NUMBER-YARDS	1-0	0-0
NUMBER OF PUNTS-YARDS	5-209	6-221
AVERAGE PER PUNT	41.8	36.8
PUNT RETURNS: NUMBER-YARDS	1-7	3-24
KICKOFF RETURNS: NUMBER-YARDS	3-41	2-29
POSSESSION TIME	30:56	28:55
THIRD-DOWN CONVERSIONS	9 of 17	4 of 14
SACKS BY: NUMBER-YARDS	1-9	2-16



# LSU's Cotton Bowl History



LSU FOOTBALL



LSU played in 29-degree temperature and a driving rainstorm.

## 1947 COTTON BOWL

**LSU 0, ARKANSAS 0**  
**January 1, 1947**  
**Attendance: 38,000**

For one team, the 1947 Cotton Bowl was not solace enough for a season that had soured on one loss that cost it a chance at dethroning the powerful Army-Notre Dame axis for the national championship. For the other, it was a surprising reward for a strong season and an unexpected conference championship.

When all was said and done, Mother Nature ruled the day in Dallas, preventing both LSU and Arkansas from denting the scoreboard on a frigid New Year's Day.

LSU was one of the few schools not to be shut down by World War II, as coach Bernie Moore kept the Fighting Tigers on the field throughout the war, even winning the Orange Bowl behind future NFL Hall of Famer Steve Van Buren in 1943.

The 1946 season, Moore's 12th in Baton Rouge, continued the legacy of LSU excellence, although the Tigers struggled with their first two opponents, downing Rice (7-6) and Mississippi State (13-6). LSU beat Texas A&M to move up to 12th in the nation before Bobby Dodd's Georgia Tech Yellow Jackets came to Baton Rouge and wrecked LSU's national championship hopes with a 26-7 victory.

Behind quarterback Y.A. Tittle, the Tigers recovered, and after a 41-27 victory over Tulane capped a six-game winning streak to end the season, Moore accepted the invite of the Cotton Bowl and its \$60,000 payday.

The 1946 season was the first for new Arkansas coach John Barnhill, who was brought in from Tennessee to energize a lethargic Razorback program that had not enjoyed a winning season since 1936 and had made just one bowl appearance.

Barnhill's first move was to energize the state fan base by playing games in brand-new War Memorial Stadium in the state

capital of Little Rock. Another key move was the recruitment of Clyde Scott, a world-class sprinter who would bring new life to the Razorback offense. Scott picked Arkansas over LSU and earned the nickname "Smackover" in honor of his hometown.

A 3-0-1 start had the Razorback fans excited, but road losses to Texas and Ole Miss left the Hogs back to square one and the fans grumbling. But consecutive wins over Texas A&M, Rice and SMU helped the Hogs clinch a share of the Southwest Conference championship and the league's berth in the Cotton Bowl.

As LSU and Arkansas prepared for their first Cotton Bowl meeting and first series meeting in a decade, Mother Nature blasted the Dallas-Fort Worth Metroplex with a blizzard, leaving a topcoat of snow on the field.

With game day now upon the Tigers and Razorbacks, 29-degree temperatures and a driving rainstorm, mixed with sleet and freezing rain, greeted the clubs.

Arkansas got the ball first and was forced to punt after failing to pick up a first down, and LSU immediately gained excellent field position when Ray Coates fielded a Razorback punt on his own 25 and returned it to the Arkansas 47. But the Tigers were stuffed when Tittle was sacked trying to pass from midfield, and the Hogs had the ball again at the 20.

Leon Campbell gained 19 yards to give Arkansas a first down at its own 39, but that proved to be the first and last time the Hogs would move the chains the entire game. The rains continued to fall, and neither team could put together a sustained offensive the rest of the opening period.

LSU got decent field position at its own 40 following a punt early in the second quarter, and Red Knight gained 16 yards and a first down to the Arkansas 44. However, the drive stalled, and Charles Lively blocked Knight's punt to give Arkansas the ball at the LSU 43.

Arkansas had been quick kicking trying to back up LSU, but it was the Bayou Bengals who used the strategy well midway through the second quarter. Knight punted to the Razorback 16, and two plays later, Aubrey Fowler was intercepted by Tittle, and LSU was in business at the same spot.

Tittle twice threw incomplete, and on third down, Jim Cason gained seven yards to make it fourth-and-3 from the nine.

Moore eschewed a field goal in the morass, and instead ran it, but Knight was stopped one yard short of the first down, and Arkansas took over.

A 10-yard gain on a double reverse by Dan Sandifer gave LSU a first-and-goal at the 8 late in the first half, but after Knight was thrown for a 2-yard loss and LSU was penalized for too many time outs, Tittle overshot his receivers to end the half.

The teams emerged from the dressing rooms for the second half with the rain rapidly changing into sleet, and the footing become downright treacherous. LSU could not move with its opening possession, and Fowler returned Knight's punt to the Tiger 44 to give Arkansas a glimmer of hope.

But the hope faded when Kenneth Holland was brought down short of the first down on third-and-5, and the Hogs punted out of bounds at the LSU 8.

Coates got LSU out of the hole with an 18-yard gain, then Sandifer hit over right guard for 20 more to the Tiger 46. Two plays later, Sandifer picked up 19 more to put the Tigers in scoring position on the Arkansas 33. Coates and Knight combined to pick up another first down at the 21, but two plays later, Tittle threw in complete on fourth-and-8 to end the march.

Early in the fourth quarter, LSU had another golden opportunity to crack the scoreboard, as Coates' punt return set the ball up at Arkansas 41. Collins gained 16 yards over right guard, and Coates added 10 more for a first-and-goal at the Arkansas nine. On third down from the nine, Tittle hit Collins on the left sideline to the Razorback one. Needing only three feet for the touch-down, LSU called on freshman fullback Zollie Toth. But the Razorback front wall rose up to stuff Toth a foot short of paydirt.

LSU would get one more opportunity starting from the Arkansas 31, and reached the Razorback nine before Moore sent Holly Heard in for a 26-yard field goal attempt. However, holder Coates bobbled the snap and fumbled it away to the Hogs at the 16, ending the final scoring threat. The game ended with Arkansas at its own 19.

Moore would coach one more season before moving on to become commissioner of the SEC. The Tigers wouldn't return to the Cotton Bowl, though, for 16 years.

### 1947 COTTON BOWL BOX SCORE

#### SCORING SUMMARY

<b>LSU</b>	0	0	0	0--	0
<b>Arkansas</b>	0	0	0	0--	0

#### TEAM STATISTICS

	LSU	ARK
First Downs	15	1
Net Yards Rushing	255	54
Net Yards Passing	16	0
Passes (A-C-I)	17-5-0	4-0-1
Punts-Avg.	9-30.4	11-36.0
Fumbles-Lost	3-2	5-3
Penalties-Yards	8-50	1-5

# LSU's Cotton Bowl History



LSU QB Lynn Amedee (11) hands the ball to Ray Wilkins.

## 1963 COTTON BOWL

LSU 13, TEXAS 0

January 1, 1963

Attendance: 75,500

LSU ended 1961 on a 10-game winning streak and a convincing 25-7 victory over Colorado in the Orange Bowl, but the Fighting Tigers would begin 1962 under new leadership, as coach Paul Dietzel departed Baton Rouge for the head coaching post at West Point. In Dietzel's place came the Tigers' 39-year old defensive coordinator, Charles Youmans McClendon, who had been an All-America defensive end for Bear Bryant at Kentucky.

McClendon had a wealth of talent in his maiden head coaching voyage, most notably All-America halfback Jerry Stovall and two-way tackle Fred Miller, who was a particular terror on the defensive side, as he and his mates had limited opponents to just 44 points in 11 games in 1961 and posted five shutouts.

Highlighted by a punt return for a touchdown by Stovall, LSU blanked Texas A&M in the season opener, 21-0, but then suffered a shocking 6-6 tie to Rice at home, marking the second straight year that the Owls ruined any hopes of a Bayou Bengal national championship.

LSU bounced back from the sister-kisser with an impressive 10-7 victory in Atlanta over fifth-ranked Georgia Tech in front of national television audience on CBS (the Tigers' first appearance on the network that now carries the SEC), and followed that up by allowing just three points in defeating Miami, Kentucky and Florida in succession, ending the streak with a 23-0 blanking of the Gators at Death Valley.

With the SEC championship on the line, the Ole Miss Rebels paid their fourth visit in the past five seasons to Baton Rouge, this time coming away with a 15-7 victory to punch their ticket to the Sugar Bowl. The Tigers again bounced back, posting shutouts of TCU and Mississippi State before mauling winless Tulane, 38-3, in New Orleans to wind up 8-1-1.

The Tigers accepted their first trip to the Cotton Bowl in 16 years, where their opponent would be a Texas team that, like LSU, had tied Rice. The only difference was that the Longhorns' 14-14 draw with the Owls was much more costly, as it denied coach Darrell Royal's club a legitimate chance at the national championship, a crown that went to John McKay's USC Trojans.

Despite missing out on the title, Royal had put together the Longhorns' first unbeaten regular season since 1923, and the former All-American from Oklahoma was stockpiling talent to build the 1960s most dominant college football program.

A perfect New Year's Day greeted the Tigers and the Longhorns for the 27th edition of the Cotton Bowl, and as the record crowd of 75,500 settled in, little did they know that the Tigers would unleash one of the most potent aerial assaults in their 69-year history.

As expected, defense dominated the early going, as Ted

Koy's 72-yard punt pinned LSU deep in its own territory at the 12. The Tigers kept on the ground on their second march, moving steadily downfield before being stuffed near midfield, although Stovall's punt left the burnt orange deep in their territory at the 10.

The trade of punts continued through the first quarter and into the second before the Longhorns began the game's first sustained drive. John Genung found Joe Dixon for 17 yards to the 31, before Tommy Ford burst for 11 yards and another first down to the 42.

Genung continued his passing barrage, advancing to the LSU 30, as the large Texas contingent could sense their time had come.

Alas, the optimism of the Longhorn faithful was unfounded. Ford gained five yards on two tries, but Genung's third-down pass was batted away by Ruffin Rodrigue, and Hugh Crosby's 42-yard field goal attempt was short.

A pass interference penalty on Texas gave LSU a first down at the Longhorn 39, and then Lynn Amedee found Ray Wilkins for seven and a first down near midfield. Charles Cranford's 2-yard gain on fourth-and-1 kept the drive alive, and then with the ball at the Texas 34, Amedee hit Billy Traux over the middle for 22 yards to the Texas 12. LSU reached the Longhorn 5 with time running out in the first half, and Amedee booted a 23-yard field goal with eight seconds to play in the stanza for a 3-0 LSU lead.

Amedee turned the game permanently in LSU's favor on the second half kickoff when he recovered Jerry Cook's fumble at the Texas 37. Jimmy Field replaced Amedee under center and hit Gene Sykes for 11 yards to the Texas 23, and three plays later, Field got away from the Longhorn pressure, took off around left end and didn't stop until he had scored a 22-yard touchdown that gave LSU a 10-0 lead.

LSU's defense, which had allowed 10 or more points just four times in its previous 30 outings, was more than up to the task. The Tigers stalled Texas at the LSU 39 on the drive following

Field's touchdown run, and on the next Longhorn possession, backup quarterback Virgil Wade was picked off by Rodrigue at the Texas 47.

The Tigers had a chance to put the game away by driving to the Texas seven, but led by All-America end Scott Appleton, the Longhorns stiffened with their backs against the goal line, and LSU had to turn over the ball on downs.

Texas failed to move, and after another punt, the Tigers milked 5:13 off the clock in driving to a 37-yard field goal by Amedee, brining the score to 13-0 with 4:58 remaining. Fittingly, Stovall ended the final Texas drive with an interception in the waning moments to preserve the Tigers' second straight Cotton Bowl shutout.

Amedee finished as the game's Most Valuable Player, hitting on 9 of 13 passes for 94 yards, while kicking two field goals, the first in Cotton Bowl play since 1942.

## 1963 COTTON BOWL BOX SCORE

### SCORING SUMMARY

LSU	0	3	7	3--	13
Texas	0	0	0	0--	0

LSU	2nd:08	Amedee 23 FG
LSU	3rd 13:08	Field 22 run (Amedee kick)
LSU	4th 4:58	Amedee 37 FG

### TEAM STATISTICS

	LSU	UT
First Downs	17	9
Rushes-Net Yards	58-126	28-80
Net Yards Passing	133	92
Passes (A-C-I)	21-13-0	22-8-3
Total Plays	79	50
Total Net Yards	259	172
Punts-Avg.	9-41.8	8-46.8
Fumbles-Lost	0-0	2-2
Penalties-Yards	1-15	4-44

### LSU

RUSHING	ATT	GAIN	LOSS	NET	LG	TD
Jerry Stovall	12	45	9	36	8	0
Danny LeBlanc	6	23	0	23	9	0
Bo Campbell	9	21	1	20	10	0
Steve Ward	6	15	0	15	4	0
Charles Cranford	8	10	0	10	6	0
Lynn Amedee	2	10	0	10	6	0
Ray Wilkins	5	8	0	8	4	0
Dwight Robinson	2	4	0	4	3	0
Jimmy Field	8	22	22	0	22	1
TOTALS	58	158	32	126	22	1

### PASSING

	ATT	COMP	YARDS	LG	TD	INT
Lynn Amedee	13	9	94	22	0	0
Jimmy Field	8	4	39	14	0	0
TOTALS	21	13	133	22	0	0

### RECEIVING

	NO.	YARDS	TD
Billy Traux	3	49	0
Charles Cranford	2	16	0
Jerry Stovall	2	14	0
Ray Wilkins	2	9	0
Danny Neumann	1	16	0
Jack Gates	1	14	0
Gene Sykes	1	11	0
Danny LeBlanc	1	4	0

### Texas

RUSHING	ATT	GAIN	LOSS	NET	LG	TD
Jerry Cook	10	39	0	39	10	0
Virgil Wade	3	21	4	17	11	0
Tommy Ford	5	20	5	15	11	0
J.P. Culpepper	1	4	0	4	4	0
Ted Koy	4	6	2	4	4	0
John Genung	5	9	8	1	9	0
TOTALS	28	99	19	80	11	0

### PASSING

	ATT	COMP	YARDS	LG	TD	INT
John Genung	9	5	59	17	0	0
Virgil Wade	13	3	33	18	0	3
TOTALS	22	8	92	18	0	3

### RECEIVING

	NO	YARDS	TD
Ted Koy	2	15	0
Hix Green	1	18	0
Joe Dixon	1	17	0
Dan Talbert	1	15	0
Ben House	1	13	0
Walter Sands	1	8	0
Tommy Ford	1	6	0

# LSU's Cotton Bowl History



LSU FOOTBALL



Joe Labruzzo (22) scored his second TD of the game

## 1966 COTTON BOWL

LSU 14, ARKANSAS 7

January 1, 1966

Attendance: 76,200 (Cotton Bowl record)

LSU went into the Cotton Bowl at an unheralded 7-3, especially after one-sided losses to Ole Miss and Alabama, but a 62-0 victory over Tulane in the season finale convinced the Cotton Bowl brass to extend the Bayou Bengals their third invitation to the New Year's Day bowl in Dallas.

The Tigers' task in Dallas would be a formidable one. All LSU had to do was beat the Arkansas Razorbacks, a team that entered the Cotton Bowl at 10-0, one of four undefeated teams in major college football, a team that was also on a 22-game winning streak dating back to the end of the 1963 season.

Coach Frank Broyles' Razorbacks returned to Dallas with hopes of a national championship. All his team would have to do is overcome LSU and hope that UCLA could upend Michigan State later that afternoon in the Rose Bowl.

The Associated Press had decided that it would not take its final poll until after the bowl games of January 1. In 1964, Arkansas had been denied the national championship despite an 11-0 record, as the AP voted Alabama number one after the end of the regular season, a month before the Crimson Tide lost to Texas in the Orange Bowl.

The Razorbacks had been challenged only once all season, and that was in a 27-24 victory over then-number one Texas, as the Hogs blew a 20-0 lead to the Longhorns, only to come back and win the game in the closing minutes.

Arkansas entered the Cotton Bowl with one of the most talented teams in school history, led by an unmatched offensive backfield that featured quarterback Jon Brittenum, running back Jim Lindsey and All-America receiver Bobby Crockett. The Razorback defense wasn't too shabby either, as All-America tackle Loyd Phillips anchored a unit that had three shutouts to its credit.

LSU, meanwhile, entered Dallas with little to lose and a lot of national respect to gain with a victory. Although the Tigers had remained strong under fourth-year coach Charles McClendon in the years after their 1958 national

championship, many had branded LSU as a program that couldn't put it all together when it counted. Included in those stinging losses were setbacks to Tennessee and Ole Miss in the Sugar Bowl that cost LSU the 1959 national championship, a 1961 loss to Rice that denied the Tigers a perfect season, and the three SEC losses in 1965.

New Year's Day 1966 dawned as a warm, soupy day, with rain in the forecast, giving LSU the first edge of the game.

LSU gave a good account of itself on its opening drive, moving to the Arkansas 42, but a

holding penalty eventually forced an LSU punt that went out of bounds on the Razorback 13.

The poor field position didn't faze the Ozark mountain gang, as Jones gained 25 yards on two rushes to the Razorback 41, and then Brittenum found Crockett for gains of 7 and 16 to eventually bring the ball to LSU 19. From there, Brittenum found Crockett on the right side behind LSU cornerback Jerry Joseph, and Crockett hauled in the touchdown pass that gave the Hogs a 7-0 lead with 3:35 to go in the first period.

Another penalty on LSU, killed the Tigers' next drive, but following a missed field goal attempt by the Razorbacks' Ronnie South, LSU got its act together.

Starting from the 20, Stokley hit Don Schwab for 18 yards and a first down. Then Screen replaced an injured Stokley and gained 11 on a draw before spearing Billy Masters for 14 and a first down at the Razorback 35.

Jimmy Dousay carried three times to and then Joe Labruzzo carried four of the final five plays on the 16-play, 80-yard march, culminating with a 4-yard touchdown run. All-America end Doug Moreau kicked the extra point, leaving the record crowd of 76,200 stunned at a 7-7 tie.

Arkansas then committed the game's first turnover when South fumbled a handoff, and Bill Bass recovered for the Tigers at the Arkansas 34.

Screen found Moreau for 12 and a first down, then handed the ball over to Labruzzo, and the little back from Lockport did the rest, ending the short drive with a 1-yard touchdown dive and sending the Tigers to halftime with a shocking 14-7 lead.

Arkansas' defense dominated the third quarter, forcing LSU into three three-and-outs, but the Razorbacks' only scoring threat later in the period ended without points when South missed his second field goal attempt of the afternoon from 46 yards out.

LSU looked to put the game

away in the fourth quarter, making an impressive march from its own 46 to the Arkansas eight with a first-and-goal, but the Tigers could not crack the endzone, Moreau attempt a 19-yard field goal attempted, which sailed wide right with 8:27 to play.

Joseph intercepted Brittenum on the Hogs' next possession, but LSU could not run out the clock, giving Arkansas the ball at its own 11 with 2:35 to go.

Brittenum hit Crockett three times for 33 yards on the drive, with the third completion gaining 20 yards to the LSU 48. The Razorbacks reached the LSU 28 before Tiger All-America defensive tackle George Rice sacked Brittenum for a 7-yard loss back to the 35. With the clock almost gone, Brittenum found Crockett to the LSU 24, but the game was over and LSU had its monumental upset.

Labruzzo was named the game's Most Valuable Player, rushing for 69 yards and scoring both LSU touchdowns. Arkansas outgained LSU, 306-266, but the Tigers did not fumble or throw an interception, while the Tigers forced two costly Razorback turnovers.

### 1966 COTTON BOWL BOX SCORE

#### SCORING SUMMARY

LSU 0 14 0 0-- 14  
Arkansas 7 0 0 0-- 7

ARK 1 3:35 Crockett 19 pass from Brittenum (South kick)

LSU 2 4:15 Labruzzo 4 run (Moreau kick)

LSU 2 :18 Labruzzo 1 run (Moreau kick)

#### TEAM STATISTICS

	LSU	ARK
First Downs	15	22
Rushes-Net Yards	54-166	37-129
Net Yards Passing	100	177
Passes (A-C-I)	11-8-0	24-15-1
Total Plays	65	61
Total Net Yards	266	306
Punts-Avg.	6-42.0	3-34.0
Fumbles-Lost	0-0	2-1
Penalties-Yards	4-62	2-10

#### LSU

RUSHING	ATT.	GAIN	LOSS	NET	LG	TD
Joe Labruzzo	21	69	0	69	11	2
Jimmy Dousay	14	39	1	38	7	0
Pat Screen	5	20	0	20	11	0
Billy Masters	7	18	1	17	7	0
Nelson Stokley	2	11	0	11	7	0
Danny LeBlanc	4	8	0	8	3	0
Don Schwab	1	3	0	3	3	0
TOTALS	54	168	2	166	11	2

PASSING	ATT	COMP	YARDS	LG	TD	INT
Pat Screen	10	7	82	14	0	0
Nelson Stokley	1	1	18	18	0	0
TOTALS	11	8	100	18	0	0

RECEIVING	NO.	YARDS	TD
Billy Masters	4	45	0
Joe Labruzzo	1	19	0
Don Schwab	1	18	0
Doug Moreau	1	12	0
Jimmy Dousay	1	6	0

#### Arkansas

RUSHING	ATT	GAIN	LOSS	NET	LG	TD
Harry Jones	10	79	0	79	20	0
Bobby Burnett	12	44	0	44	18	0
Eddie Woodlee	1	14	0	14	14	0
Jim Lindsey	4	9	7	2	6	0
Ronnie South	1	0	1	-1	--	0
Jon Brittenum	9	20	29	-9	8	0
TOTALS	37	166	37	129	20	0

PASSING	ATT	COMP	YARDS	LG	TD	INT
Jon Brittenum	24	15	177	20	1	1

RECEIVING	NO	YARDS	TD
Bobby Crockett	10	129	1
Harry Jones	2	26	0
Bobby Burnett	2	10	0
Jim Lindsey	1	12	0

# Bowl History



LSU FOOTBALL

## LSU BOWL LOG

**BOWL RECORD: 16-16-1 | 33 BOWL APPEARANCES**

### SUGAR (4-7-0)

vs. TCU	2-3	L	Jan. 1, 1936
vs. Santa Clara	14-21	L	Jan. 1, 1937
vs. Santa Clara	0-6	L	Jan. 1, 1938
vs. Oklahoma	0-35	L	Jan. 1, 1950
vs. Clemson	7-0	W	Jan. 1, 1959
vs. Ole Miss	0-21	L	Jan. 1, 1960
vs. Syracuse	13-10	W	Jan. 1, 1965
vs. Wyoming	20-13	W	Jan. 1, 1968
vs. Nebraska	10-28	L	Jan. 1, 1985
vs. Nebraska	15-30	L	Jan. 1, 1987
vs. Illinois	47-34	W	Jan. 1, 2002

### PEACH (3-0-0)

vs. Florida State	31-27	W	Dec. 30, 1968
vs. Clemson	10-7	W	Dec. 28, 1996
vs. Georgia Tech	28-14	W	Dec. 29, 2000

### INDEPENDENCE (2-0-0)

vs. Michigan State	45-26	W	Dec. 29, 1995
vs. Notre Dame	27-9	W	Dec. 28, 1997

### COTTON (2-0-1)

vs. Arkansas	0-0	T	Jan. 1, 1947
vs. Texas	13-0	W	Jan. 1, 1963
vs. Arkansas	14-7	W	Jan. 1, 1966

### ORANGE (2-3-0)

vs. Texas A&M	19-14	W	Jan. 1, 1944
vs. Colorado	25-7	W	Jan. 1, 1962
vs. Nebraska	12-17	L	Jan. 1, 1971
vs. Penn State	9-16	L	Jan. 1, 1974
vs. Nebraska	20-21	L	Jan. 1, 1983

### SUN (1-1-0)

vs. Iowa State	33-15	W	Dec. 18, 1971
vs. Stanford	14-24	L	Dec. 31, 1977

### GATOR (1-0-0)

vs. South Carolina	30-13	W	Dec. 31, 1987
--------------------	-------	---	---------------

### FLORIDA CITRUS (1-0-0) (formerly Tangerine)

vs. Wake Forest	34-10	W	Dec. 22, 1979
-----------------	-------	---	---------------

### HALL OF FAME (0-1-0)

vs. Syracuse	10-23	L	Jan. 2, 1989
--------------	-------	---	--------------


### LIBERTY (0-2-0)

vs. Missouri	15-20	L	Dec. 23, 1978
vs. Baylor	7-21	L	Dec. 27, 1985

### BLUEBONNET (0-2-0) (Formerly Astro Bluebonnet)

vs. Baylor	7-14	L	Dec. 21, 1963
vs. Tennessee	17-24	L	Dec. 30, 1972

## 1936 Sugar Bowl




<b>LSU</b>	<b>2</b>
<b>TCU</b>	<b>3</b>

Four days of rain turned an expected passing battle into a punting duel between quarterbacks Sammy Baugh of TCU and LSU's Abe Mickal. The Tigers threatened often, once getting to the six-inch line, but TCU's Taldon Manton kicked a winning 36-yard field goal. LSU scored when All-America end Gaynell Tinsley harassed Baugh into throwing an incompleteness in the TCU end zone for an automatic safety.

**ATTENDANCE:** 35,000

## 1937 Sugar Bowl



<b>Santa Clara</b>	<b>21</b>
<b>LSU</b>	<b>14</b>

Mike the Tiger's first year at LSU ended in an upset by the little-known Broncos. Coach Bernie Moore's previously undefeated Bengals were never in the ball game, trailing 14-0 after the first period. The Tigers scored their last touchdown late in the game, long after Santa Clara coach Buck Shaw had cleared his bench.

**ATTENDANCE:** 38,483



*Pinky Rohm played in three Sugar Bowls for the Tigers.*

## 1938 Sugar Bowl



<b>Santa Clara</b>	<b>6</b>
<b>LSU</b>	<b>0</b>

A rematch of the 1937 Sugar classic saw the unbeaten Broncos score early and then hold off the Tigers with two goal line stands. It marked the first time in 50 games that an LSU team had been held scoreless. Pinky Rohm was the sparkplug for the Tigers, but LSU could not move on the west coast club.

**PASSING:** Pinky Rohm, 5 of 15, 63 yards  
**RUSHING:** Cotton Milner, 13 att., 34 yards  
**RECEIVING:** Ken Kavanaugh, 4 rec., 46 yards  
**ATTENDANCE:** 40,000

# Bowl History



LSU FOOTBALL

## 1944 Orange Bowl



<b>LSU</b>	<b>19</b>
<b>Texas A&amp;M</b>	<b>14</b>

The war-time Tigers went to Miami despite a 5-3 season, thanks largely to the presence of Steve Van Buren. The red-haired sensation ran and passed for two first quarter touchdowns and sewed up the victory with a 63-yard scoring run in the third period. It was Van Buren's 16th touchdown of the season, a mark that stood until Charles Alexander ran for 17 in 1977.

**ATTENDANCE:** 32,191

## 1947 Cotton Bowl



<b>LSU</b>	<b>0</b>
<b>Arkansas</b>	<b>0</b>

Shunned by the Sugar Bowl, the 9-1 Tigers marched in the Cotton behind quarterback Y.A. Tittle. But Dallas was pelted with rain, sleet and snow and the scoreless standoff became known as the Ice Bowl. LSU held a 15-1 edge over the Razorbacks in first downs and a 271-54 advantage in total yardage. But the afternoon belonged to the weatherman.

**ATTENDANCE:** 38,000

## 1950 Sugar Bowl




<b>Oklahoma</b>	<b>35</b>
<b>LSU</b>	<b>0</b>

The Cinderella Tigers brought an 8-1 record to New Orleans only to see the clock strike midnight at the hands of a powerful Bud Wilkinson-coached Sooner team. Darrell Royal quarterbacked unbeaten Oklahoma to two second period touchdowns, and the Tigers could never recover. Charley Pevey quarterbacked LSU, but the Bengals could manage only 38 rushing yards to OU's 286.

**ATTENDANCE:** 82,000



*Santa Clara scored the game's only points on this play in the first quarter of the 1938 Sugar Bowl.*



*The 1947 Cotton Bowl, which ended in a scoreless tie, became known as the Ice Bowl.*

## 1959 Sugar Bowl



<b>LSU</b>	<b>7</b>
<b>Clemson</b>	<b>0</b>

Paul Dietzel's great national champions closed LSU's first undefeated, untied season in 50 years with a thrilling victory over Clemson. It was the Bayou Bengals' first Sugar Bowl victory and couldn't have come in a sweeter year. Billy Cannon threw a nine-yard scoring pass to Mickey Mangham in the third quarter, and the Chinese Bandits held Clemson in check for the victory.

**PASSING:** Warren Rabb, 2 of 7, 33 yards  
**RUSHING:** Billy Cannon, 13 att., 51 yards,  
**RECEIVING:** Mickey Mangham, 2 rec., 33 yards, 1 TD  
**ATTENDANCE:** 80,331



*Billy Cannon takes the hand off from Warren Rabb (12) in the 1959 Sugar Bowl. Cannon had 51 yards rushing and threw a nine-yard touchdown pass to Mickey Mangham to lead LSU to the 7-0 victory over Clemson.*

### 1960 Sugar Bowl



**Mississippi 21**

**LSU 0**

F

The regular season thriller won by Billy Cannon's 89-yard punt return proved to be a nightmarish rematch for LSU. Jake Gibbs hit Cowboy Woodruff with a 43-yard touchdown pass just before halftime and the Rebels coasted after that. The Tigers and Heismann Trophy winner Cannon never got inside the Ole Miss 38 the entire game.

**PASSING:** Durel Matherne, 5 of 9, 53 yards

**RUSHING:** Billy Cannon, 6 att., 8 yards

**RECEIVING:** Billy Cannon, 3 rec., 39 yards

**ATTENDANCE:** 81,141

### 1962 Orange Bowl



**LSU 25**

**Colorado 7**

F

Amidst rumors that Paul Dietzel was leaving LSU, the Tigers romped behind Earl Gros, Wendell Harris and Jerry Stovall. All-America guard Roy Winston was outstanding as the Go Team, White Team and Chinese Bandits dominated the Buffalos. Charley White Cranford, Jimmy Field and Gene Sykes scored touchdowns for the Tigers as Harris kicked a 30-yard field goal.

**PASSING:** Lynn Amedee, 6 of 12, 88 yards, 1 TD

**RUSHING:** Earl Gros, 10 att., 55 yards

**RECEIVING:** Ray Wilkins, 3 rec., 58 yards, 1 TD

**ATTENDANCE:** 68,150

### 1963 Cotton Bowl



**LSU 13**

**Texas 0**

F

The defense-minded Tigers gave Charlie McClendon a victory over the previously undefeated Longhorns in Mac's first bowl appearance as head coach. Lynn Amedee kicked field goals of 23 and 37 yards, and Jimmy Field ran 22 yards for the game's only touchdown. All-Americans Fred Miller and Jerry Stovall joined Amedee as the stars of the game.

**PASSING:** Jimmy Field, 9 of 13, 93 yards

**RUSHING:** Jerry Stovall, 11 att., 36 yards

**RECEIVING:** Billy Traux, 3 rec., 49 yards

**ATTENDANCE:** 75,500

### 1963 Bluebonnet Bowl



**Baylor 14**

**LSU 7**

F

Don Trull passed the injury-ridden Tigers dizzy, hitting on 26 of 37 passes and rolling up 430 yards in total offense. Still, it took two fourth period touchdowns for the Bears to pull the victory out before 50,000 frozen fans in Houston. Joe Labruzzo ran a kickoff back for 72 yards late in the game, but Baylor held and Trull ended the game still firing away at the Tiger secondary.

**PASSING:** Billy Ezell, 1 of 5, 13 yards

**RUSHING:** Billy Ezell, 9 att., 30 yards

**RECEIVING:** Billy Traux, 1 rec., 13 yards

**ATTENDANCE:** 50,000

# Bowl History



LSU FOOTBALL

## 1965 Sugar Bowl



**LSU** 13

**Syracuse** 10

F

Billy Ezell and Pat Screen quarterbacked the Tigers to a come from behind victory over the Orangemen. Ezell threw a 57-yard touchdown pass to Doug Moreau and then hit Joe Labruzzo on a two-point conversion. Moreau, the game's MVP, kicked a 28-yard field goal for the deciding points. The Tiger defense held the Syracuse running duo of Floyd Little and Jim Nance in check, as LSU defensive tackle George Rice dumped Little for a first half safety.

**PASSING:** Billy Ezell, 2 of 5, 67 yards, 1 TD  
**RUSHING:** Joe Labruzzo, 10 att., 25 yards  
**RECEIVING:** Doug Moreau, 2 rec., 54 yards, 1 TD  
**ATTENDANCE:** 60,322



Pat Screen



Nelson Stokley



Doug Moreau's 28 yard field goal earned him MVP honors and the Tigers the win in 1965 Sugar Bowl.



Joe Labruzzo had 69 yards including this, his first of two TD runs in the 1966 Cotton Bowl.

## 1966 Cotton Bowl



**LSU** 14

**Arkansas** 7

F

Pat Screen took over for injured Nelson Stokley and directed the Tigers to a great upset over second-ranked and unbeaten Arkansas. Joe Labruzzo ran three yards for one score and went over from a yard out for the other. The Razorbacks scored on Jon Brittenum's 16-yard pass to Bobby Crockett, but a Jerry Joseph interception stopped the Hogs' last chance in the game and ended a 22-game Arkansas win streak.

**PASSING:** Pat Screen, 7 of 10, 82 yards  
**RUSHING:** Joe Labruzzo, 21 att., 69 yards, 2 TD  
**RECEIVING:** Billy Masters, 4 rec., 45 yards,  
**ATTENDANCE:** 76,200

## 1968 Sugar Bowl



**LSU** 20

**Wyoming** 13


F

A topsy-turvy year for the Tigers ended in a come-back win over the previously unbeaten Cowboys. Glenn Smith came off the bench to spark the victory and became the first sophomore in Sugar Bowl history to win the MVP award. Nelson Stokley threw touchdown passes of 35 and 14 yards to Tommy Morel, and Smith ran one yard for the other score on a chilly and rainy New Orleans afternoon.

**PASSING:** Nelson Stokley, 6 of 20, 91 yards, 1 TD  
**RUSHING:** Glenn Smith, 16 att., 74 yards, 1 TD  
**RECEIVING:** Tommy Morel, 4 rec., 38 yards, 2 TD  
**ATTENDANCE:** 72,858



### 1968 Peach Bowl



<b>LSU</b>	<b>31</b>
<b>Florida State</b>	<b>27</b>

The see-saw contest left the Atlanta crowd limp with enthusiasm as the Tigers moved 61 yards in nine plays behind Mike Hillman for the winning touchdown. Florida State's Bill Cappelman, who threw for three touchdowns, put the ball in the air 41 times and Hillman 30 with Barton Frye's diving deflection in the end zone. Super pass catcher Ron Sellers caught two scoring passes for FSU, but LSU's Tommy Morel made a great clutch reception on the Bengals' winning drive to set up Maurice LeBlanc's two-yard TD run.

**PASSING:** Mike Hillman, 16 of 29, 229 yards, 2 TDs  
**RUSHING:** Maurice LeBlanc, 14 att., 97 yards  
**RECEIVING:** Tommy Morel, 6 rec., 103 yards  
**ATTENDANCE:** 35,545



**Maurice LeBlanc (34) scored LSU's winning touchdown on a 3-yard dive.**

### 1971 Orange Bowl



<b>Nebraska</b>	<b>17</b>
<b>LSU</b>	<b>12</b>

With the national title at stake, the Cornhuskers' Jerry Tagge leaped over from one yard out for the winning touchdown. Buddy Lee's 31-yard pass to Al Coffee had given the Tigers a 12-10 lead going into the final period. Mark Lumpkin kicked field goals of 36 and 25 yards for the Bengals, who could not stop Nebraska's winning 67-yard touchdown drive.

**PASSING:** Buddy Lee, 17 of 32, 182 yards, 1 TD  
**RUSHING:** Bert Jones, 8 att., 54 yards,  
**RECEIVING:** Andy Hamilton, 9 rec., 146 yards  
**ATTENDANCE:** 80,699

### 1971 Sun Bowl



<b>LSU</b>	<b>33</b>
<b>Iowa State</b>	<b>16</b>

Bert Jones completed 12 of 18 passes for 227 yards and three touchdowns as the Tigers routed the Big Eight Cyclones. Jones hit cousin Andy Hamilton six times with passes, once for a touchdown, and scored the clincher himself on a run from six yards out. Jay Michaelson kicked two field goals and caught a touchdown pass for the Bengals.

**PASSING:** Bert Jones, 12 of 18, 227 yards, 3 TDs  
**RUSHING:** Allen Shorey, 12 att., 68 yards  
**RECEIVING:** Andy Hamilton, 6 rec., 165 yards, 1 TD, Long 77 yards  
**ATTENDANCE:** 33,530

### 1972 Bluebonnet Bowl



<b>Tennessee</b>	<b>24</b>
<b>LSU</b>	<b>17</b>

Tennessee struck for three first half touchdowns and then held off an LSU comeback in the second half, ending when a Bert Jones pass was deflected at the Volunteer 10 with less than two minutes left. UT quarterback Condredge Holloway ran for two scores and passed for another, while Jones and Brad Davis ran for the two Bengal touchdowns. The Vols led 24-3 at the half before the Tigers clawed their way back in the Astrodome.

**PASSING:** Bert Jones, 7 of 20, 90 yards  
**RUSHING:** Brad Davis, 1 TD  
**ATTENDANCE:** 52,961

### 1974 Orange Bowl



<b>Penn State</b>	<b>16</b>
<b>LSU</b>	<b>9</b>

The Tigers, in spite of scoring on the first series of the game, were never able to get possession on the Penn State end of the field. Brad Davis was the leading rusher with 70 yards while the vaunted LSU defense held Heisman Trophy winner John Cappelletti to only 50 yards during the encounter.

**PASSING:** Mike Miley, 5 of 8, 36 yards  
**RUSHING:** Brad Davis, 13 att., 54 yards  
**RECEIVING:** Brad Davis, 4 rec., 23 yards  
**ATTENDANCE:** 60,477



# Bowl History



LSU FOOTBALL

## 1977 Sun Bowl



<b>Stanford</b>	<b>24</b>
<b>LSU</b>	<b>14</b>

Charles Alexander won Offensive Player of the Game honors as he set a pair of Sun Bowl rushing records, carrying 31 times for 197 yards, but LSU mistakes and a superb passing attack by the Pac-8 team enabled the westerners to take the victory. LSU scored the second time it had the ball, but Stanford racked up a touchdown and a field goal for a brief lead which LSU topped with a final minute, first half six-pointer to take a 14-10 lead into intermission. The second half was all Stanford as quarterback Guy Benjamin added two more TD passes to his second period strike for the triumph.

**PASSING:** Steve Ensminger, 7 of 23, 68 yards, 1 TD  
**RUSHING:** Charles Alexander, 31 att., 197 yards, 1 TD, Long 54 yards  
**RECEIVING:** Carlos Carson, 1 rec., 13 yards  
**ATTENDANCE:** 31,318

## 1978 Liberty Bowl




<b>Missouri</b>	<b>20</b>
<b>LSU</b>	<b>15</b>

It was a case of two separate games: the first half was all Missouri and the second half all LSU. The only trouble was that the Big Eight team put more points on the board in its half than the SEC entry did in its. Missouri piled up a seemingly commanding 20-3 halftime advantage, but Coach Charles McClendon's charges came out firing. Although they were not able to overcome the score, they did pile up 247 yards to 84, and 15 first downs to four for Missouri. All-America tailback Charles Alexander played his last game as a Tiger and made it memorable as he gained 133 yards on 24 carries.

**PASSING:** David Woodley, 14 of 31, 170 yards  
**RUSHING:** Charles Alexander, 24 att., 133 yards  
**RECEIVING:** Mike Quintella, 6 rec., 81 yards  
**ATTENDANCE:** 53,064

## 1979 Tangerine Bowl



<b>LSU</b>	<b>35</b>
<b>Wake Forest</b>	<b>10</b>

It was the end of the Cholly Mac era and it was a glorious end! The Tigers were 10 feet off the ground as they dashed out of their dressing room and immediately gave notice it was going to be their night. The first three times they had the ball they drove downfield, scoring two touchdowns and missing the third when they lost a fumble at the goal line. From then on, it was just a matter of what the final score would be.

**PASSING:** David Woodley, 16 of 26, 273 yards, 1 TD  
**RUSHING:** David Woodley, 10 att., 68 yards, 2 TDs  
**RECEIVING:** Jerry Murphee, 5 rec., 60 yards, 1 TD  
**ATTENDANCE:** 38,666



*A pair of LSU defenders scramble to recover a Wake Forest fumble in the 1979 Tangerine Bowl.*



*David Woodley passed for 273 yards and ran for 68 yards in the 1979 Tangerine Bowl.*

### 1983 Orange Bowl



<b>Nebraska</b>	<b>21</b>
<b>LSU</b>	<b>20</b>

In one of the most exciting games in LSU history, the Tigers came within an eyelash of upsetting powerful Nebraska. Leading 17-7 late in the third period by virtue of two Dalton Hilliard touchdown runs and a 28-yard Juan Carlos Betanzos field goal, it appeared the Bayou Bengals were on the verge of the upset of the year. But two late touchdowns by the Cornhuskers offset a 49-yard Betanzos field goal, and the Tigers' noble efforts resulted in a one-point heart-breaker.

**PASSING:** Alan Risher, 14 of 34, 173 yards  
**RUSHING:** Dalton Hilliard, 15 att., 22 yards, 2 TDs  
**RECEIVING:** Dalton Hilliard, 3 rec., 51 yards,  
**ATTENDANCE:** 54,407



*Dalton Hilliard scored both of LSU's touchdowns in the first half of the 1983 Orange Bowl.*

### 1985 Sugar Bowl



<b>Nebraska</b>	<b>28</b>
<b>LSU</b>	<b>10</b>

In a remarkable turnaround from a record of 4-7 in 1983, the 8-2-1 LSU Tigers found themselves in the 51st Sugar Bowl Classic under first-year coach Bill Arnsparger. The Tigers were again heavy underdogs to Nebraska, but quickly jumped out to a 10-0 lead behind a Ronnie Lewis field goal and Dalton Hilliard touchdown. After that it was all Cornhuskers. After pulling to within 10-7 at the half, Nebraska went ahead for good early in the third period, then pulled away as Jeff Wickersham threw five interceptions. Hilliard led the Tigers on the ground with 16 carries for 86 yards before a case of flu forced him to the sidelines.

**PASSING:** Jeff Wickersham, 20 of 37, 221 yards,  
**RUSHING:** Dalton Hilliard, 16 att., 86 yards, 1 TD  
**RECEIVING:** Eric Martin, 5 rec., 58 yards  
**ATTENDANCE:** 75,608

### 1987 Sugar Bowl



<b>Nebraska</b>	<b>30</b>
<b>LSU</b>	<b>15</b>

LSU began its final bowl under coach Bill Arnsparger in impressive fashion, taking the opening kickoff and quickly moving 66 yards for a Harvey Williams touchdown. Nebraska responded with 30 unanswered points to subdue the SEC champion Tigers in the

### 1985 Liberty Bowl



<b>Baylor</b>	<b>21</b>
<b>LSU</b>	<b>7</b>

The Tigers got on the scoreboard first, but that would be all the scoring LSU could muster, as the Baylor defense stopped the Tigers, 21-7 before 40,186 at Liberty Bowl Memorial Stadium in Memphis. Norman Jefferson provided the LSU heroics with a 79-yard punt return with 5:17 left in the first quarter that would give the Tigers a 7-0 lead. The return would be a Liberty Bowl record and Jefferson's second scoring return in an LSU uniform. Baylor's high-powered offense was able to gain 489 yards against LSU's defense while the Tigers settled for 192 yards. Jeff Wickersham completed 11 of 24 passes for 95 yards while Dalton Hilliard carried 20 times for 66 yards.

**PASSING:** Jeff Wickersham, 11 of 24, 95 yards, 1 TD  
**RUSHING:** Dalton Hilliard, 20 att., 66 yards  
**RECEIVING:** Garry James, 4 rec., 25 yards  
**ATTENDANCE:** 40,186

Louisiana Superdome. The loss marked the fourth straight setback for LSU in post-season bowl games and dropped the Tigers' record to 3-7 in Sugar Bowl games. The Cornhuskers took the lead for good just before halftime when quarterback Steve Taylor capped a 72-yard drive with a two-yard touchdown run, staking Nebraska to a 10-7 advantage en route to earning MVP honors. Nebraska capitalized on two LSU fourth-quarter turnovers to take a 30-7 lead before Tiger quarterback Tom Hodson threw a 24-yard touchdown pass to flanker Tony Moss and completed a two-point pass to tailback Alvin Lee with 2:01 left in the contest.

**PASSING:** Tommy Hodson, 14 of 30, 159 yards, 1 TD  
**RUSHING:** Harvey Williams, 12 att., 48 yards, 1 TD  
**RECEIVING:** Wendell Davis, 3 rec., 63 yards  
**ATTENDANCE:** 76,234

# Bowl History



LSU FOOTBALL

## 1987 Gator Bowl



<b>LSU</b>	<b>30</b>
<b>South Carolina</b>	<b>13</b>

The Tigers closed out Mike Archer's first year as head coach in grand fashion with a resounding 30-13 win over South Carolina. The LSU defense ran the South Carolina offense into confusion, but it was the offense that owned the show as the pitch-and-catch combination of Tommy Hodson and Wendell Davis thrilled the crowd of 82,119. LSU jumped out to a 14-0 lead before the Gamecocks could put a field goal on the board. The Tigers led 20-6 at the half and rolled from there in the second half. Davis--the game's MVP--caught nine passes for 132 yards and three touchdowns as Hodson completed 20 of 32 tosses for 224 yards and three scores.

**PASSING:** Tommy Hodson, 20 of 32, 224 yards, 3 TDs  
**RUSHING:** Eddie Fuller, 14 att., 48 yards  
**RECEIVING:** Wendell Davis, 9 rec., 132 yards, 3 TDs  
**ATTENDANCE:** 82,119



*Tommy Hodson threw three TD passes to Gator Bowl MVP Wendell Davis in LSU's 30-13 win over South Carolina in 1987.*

## 1989 Hall of Fame Bowl



<b>Syracuse</b>	<b>23</b>
<b>LSU</b>	<b>10</b>

The Tigers went to Tampa, Fla., as co-champions of the Southeastern Conference, but came up short in this game as a solid Syracuse offense, spurred by the running halfback Robert Drummond. A stingy Orangeman defense held the Tigers at bay. Drummond was the offensive star of the game, running for 122 yards on 23 carries while Tiger quarterback Tommy Hodson was picked off three times by the aggressive Syracuse defenders. A crowd of 51,112 was on hand in Tampa Stadium for this January 2 game that saw Syracuse jump out to a 10-0 lead before the Tigers got a touchdown on the board to make it 10-7 at the half. But the last two quarters belonged to Syracuse as LSU finished its season at 8-4.

**PASSING:** Tommy Hodson, 16 of 33, 192 yards  
**RUSHING:** Calvin Windom, 7 att., 32 yards, 1 TD  
**RECEIVING:** Tony Moss, 5 rec., 96 yards, Long 43 yards  
**ATTENDANCE:** 51,112



*Kevin Faulk rushed for an LSU bowl record 234 yards in the Tigers 45-26 win over Michigan State in 1995.*

## 1995 Independence Bowl



<b>LSU</b>	<b>45</b>
<b>Michigan St.</b>	<b>26</b>

The Tigers wrapped up the first year of the Gerry DiNardo era with a 45-26 win over Michigan State before a sellout crowd of 48,835. The teams battled evenly in a first half of big plays that included a 78-yard TD pass by Michigan State on the second play of the game, an Eddie Kennison kickoff return for a touchdown for LSU, a Michigan State kickoff return for a touchdown and a 51-yard TD run by Kevin Faulk that contributed to a 24-21 MSU halftime lead. But the Tigers broke it open in the second half with 24 unanswered points, including a fumble return for a touchdown by defensive end Gabe Northern. Northern went on to claim defensive player of the game honors and Faulk rushed for a bowl record 234 yards--the second most rushing yards by an LSU player ever--to capture the offensive MVP award. In all, LSU set or tied 11 Independence Bowl records in the romp.

**PASSING:** Herb Tyler, 10 of 20, 164 yards, 1 TD  
**RUSHING:** Kevin Faulk, 25 att., 234 yards, 2 TDs, Long 68 yards  
**RECEIVING:** Eddie Kennison, 5 rec., 124 yards, 1 TD, Long 49 yards  
**ATTENDANCE:** 48,835

### 1996 Peach Bowl



<b>LSU</b>	<b>10</b>
<b>Clemson</b>	<b>7</b>
	<b>F</b>

Quarterback Herb Tyler led a balanced LSU attack against a stubborn Clemson squad to send the LSU Tigers to a 10-7 win in the Peach Bowl at the Georgia Dome. The win gave the Tigers their second straight bowl win and their first 10-win season in nine years. Clemson struck first, taking a 7-0 lead when quarterback Nealon Greene took the ball in from five yards out after LSU had turned the ball over deep in Clemson territory. But it would be Clemson's only points of the night. In the second quarter, Kevin Faulk capped a seven-play, 80-yard LSU drive with a three-yard touchdown run and Wade Richey added a 22-yard field goal before intermission for a 10-7 LSU lead at the half that would stand the test of the second half. The game was sealed when LSU's Aaron Adams batted away a 52-yard Clemson field goal try with less than two minutes to play.

**PASSING:** Herb Tyler, 14 of 21, 163 yards  
**RUSHING:** Kevin Faulk, 23 att., 64 yards, 1 TD  
**RECEIVING:** David Lafleur, 4 rec., 63 yards  
**ATTENDANCE:** 63,622

### 1997 Independence Bowl




<b>LSU</b>	<b>27</b>
<b>Notre Dame</b>	<b>9</b>
	<b>F</b>

Rondell Mealey electrified a frigid Independence Bowl crowd with a 222-yard rushing performance to pace LSU to a convincing 27-9 win over Notre Dame, avenging a loss to the Irish during the regular season. Mealey subbed for starter Kevin Faulk who was injured early in the game and didn't miss a beat. The teams exchanged field goals early before the LSU touchdown surge began. Scott Cengia hit field goals of 33 and 21 yards for the Irish in the first half while Wade Richey booted a 37-yarder for a 6-3 Notre Dame lead at the half. Richey added a 42-yarder early in the second half before LSU's Herb Tyler hit Abram Booty with a 12-yard scoring strike for a 13-6 Tiger lead. Cengia hit one more field goal, a 33-yarder early in the fourth quarter, but the Irish would score no more. Mealey scored twice in the final period on runs of two and one yard to send LSU to victory before a nationally televised game on ESPN.

**PASSING:** Herb Tyler, 5 of 12, 61 yards, 1 TD  
**RUSHING:** Rondell Mealey, 34 att., 222 yards, 2 TDs, Long 78 yds  
**RECEIVING:** Abram Booty, 5 rec., 61 yards, 1 TD  
**ATTENDANCE:** 50,459

### 2000 Peach Bowl



<b>LSU</b>	<b>28</b>
<b>Georgia Tech</b>	<b>14</b>
	<b>F</b>

Rohan Davey came off the bench in the second half to lead the Tigers to a 28-14 come-from-behind win over Georgia Tech in the Peach Bowl. Trailing 14-3 at halftime, Davey started the second half and led the Tigers to a TD on the first possession. In all, Davey threw three second half TD passes, tying an LSU bowl record, and he finished the contest with 17 completions in 25 attempts for 174 yards. Davey hit wideout Josh Reed on a 9-yard scoring pass early in the fourth quarter to give the Tigers the lead for good at 17-14. Reed finished the game with nine receptions for 96 yards, while fullback Tommy Banks capped his senior season with two TD receptions and a career-best seven catches for 71 yards. Georgia Tech entered the contest with only 12 turnovers all season, however the Tiger defense forced the Yellow Jackets into six turnovers, including four fumbles.

**PASSING:** Rohan Davey, 17 of 25, 174 yards, 3 TDs  
**RUSHING:** LaBrandon Toefield, 22 att., 78 yards  
**RECEIVING:** Josh Reed, 9 rec., 96 yards, 1 TD  
**ATTENDANCE:** 73,614

### 2002 Sugar Bowl



<b>LSU</b>	<b>47</b>
<b>Illinois</b>	<b>34</b>
	<b>F</b>

LSU's high-powered offense led by quarterback Rohan Davey and Josh Reed proved to be too much for seventh-ranked Illinois as the Tigers rolled to a 47-34 win over the Fighting Illini. The win marked LSU's first New Year's Day bowl victory since a win over Wyoming in the 1968 Sugar Bowl. LSU scored 34 first half points as the Tigers led from start to finish in the contest. For the game, Davey passed for a Sugar Bowl record 444 yards by connecting of 31 of 53 attempts. Davey also added three TD passes for the Tigers. Davis rushed for 122 yards and four touchdowns, while Reed caught 14 passes for 239 yards, both Sugar Bowl records, and a pair of touchdowns in what proved to be his final game in an LSU uniform. As a unit, LSU racked up a Sugar Bowl record 595 yards of total offense and the Tigers' 34 first half points were the most-ever points in a half a Sugar Bowl contest. In

all, LSU set eight Sugar Bowl marks in the victory.

**PASSING:** Rohan Davey 31 of 53, 444 yards, 3 TDs  
**RUSHING:** Domanick Davis, 28 att., 122 yards, 4 TDs  
**RECEIVING:** Josh Reed, 14 rec., 239 yards, 2 TDs  
**ATTENDANCE:** 77,688

# Bowl Records



LSU FOOTBALL

## TEAM BOWL RECORDS

### LSU

First Downs	32	vs.Illinois,'02 Sugar
Rushing Attempts	63	vs.Stanford (332 yards),'77 Sun
Rushing Yards	332	vs.Stanford (63 att.),'77 Sun
Passes Attempted:	53	vs.Illinois (31 comp.),'02 Sugar
Passes Completed:	31	vs.Illinois (53 att.),'02 Sugar
Completion Percentage	.727	vs.Arkansas (8 of 11),'66 Cotton
Passing Yards:	444	vs.Illinois (31 of 53),'02 Sugar
Passes Had Intercepted	5	vs.Nebraska,'85 Sugar
Touchdown Passes	3	vs.Iowa St.,'71 Sun
		vs.South Carolina,'87 Gator
		vs.Georgia Tech,'00 Peach
		vs.Illinois,'02 Sugar
Total Offense Attempts	97	vs.Illinois (595 yards),'02 Sugar
Total Offense Yards	595	vs.Illinois (97 att.),'02 Sugar
Fumbles Lost	4	vs.Oklahoma,'50 Sugar
		vs.Florida St.,'68 Peach
Total Turnovers	8	vs.Oklahoma (4 fumbles,4 int.),'50 Sugar
Points in a Quarter	27	vs.Illinois (second quarter),'02 Sugar
Points in a Half	34	vs.Illinois (first half),'02 Sugar
Fewest Rushing Yards	-15	vs.Ole Miss (32 att.),'60 Sugar
Fewest Passing Yards	13	vs.Baylor (1 of 5),'63 Bluebonnet
Fewest Pass Attempts	5	vs.Baylor (1 comp.),'63 Bluebonnet
Fewest Passes Completed	1	vs.Baylor (5 att.),'63 Bluebonnet
Fewest Total Yards	74	vs.Ole Miss (-15 rush,89 pass),'60 Sugar
Most points	47	vs.Illinois,'02 Sugar
Fewest points	0	vs.Santa Clara,'38 Sugar
		vs.Arkansas,'47 Cotton
		vs.Oklahoma,'50 Sugar
		vs.Mississippi St.,'60 Sugar

### Opponent

First Downs	27	by Baylor,'63 Bluebonnet
Rushing Attempts	64	by Clemson (168 yards),'59 Sugar
Rushing Yards	286	by Oklahoma,'50 Sugar
Passes Attempted	47	by South Carolina (28 comp.),'87 Gator
Most Passes Completed	28	by South Carolina (47 att.),'87 Gator
Completion Percentage	.703	by Baylor (26 of 37),'63 Bluebonnet
Passing Yards	348	by Michigan St.(22 of 44),'95 Independence
Passes Had Intercepted	5	by Texas A&M,'44 Orange
Touchdown Passes	3	Four times
Total Offense Attempts	91	by Baylor (489 yards),'85 Liberty
Total Offense Yards	489	by Baylor (91 att.),'85 Liberty
Fumbles Lost	4	by Oklahoma,'50 Sugar
		by Iowa St.,'71 Sun
		by Nebraska,'83 Orange
		by Georgia Tech,'00 Peach
Total Turnovers	8	by Texas A&M (5 int.,3 fumbles),'44 Orange
Fewest Rushing Yards	-15	by Texas A&M (25 att.),'44 Orange
Fewest Passing Yards	0	by Arkansas (0 of 4),'47 Cotton
Fewest Passing Attempts	4	by Arkansas (0 comp.),'47 Cotton
		by Clemson (2 comp.),'59 Sugar
Fewest Passes Completed	0	by Arkansas (4 att.),'47 Cotton
Fewest Total Yards	54	by Arkansas (54 rush,0 pass),'47 Cotton
Most Points	35	by Oklahoma,'50 Sugar
Fewest Points	0	by Arkansas,'47 Cotton
		by Clemson,'59 Sugar
		by Texas,'63 Cotton

### Combined (LSU and Opponent)

Most Points	81	vs.Illinois (LSU 47,Illinois 34),'02 Sugar
Fewest Points	0	vs.Arkansas (LSU 0,Ark.0),'47 Cotton
Most Total Yards	958	vs.Illinois (LSU 595,Illinois 363),'02 Sugar
Fewest Total Yards	248	vs.Santa Clara (LSU 158, S.C. 90),'38 Sugar

## Individual Bowl Records

### LSU

#### RUSHING

Rushing Attempts	34	Rondell Mealey (222 yds) vs.Notre Dame,'97 Independence
Rushing Yards	234	Kevin Faulk (25 att.) vs.Michigan St.,'95 Independence
Yards Per Attempt	9.4	Kevin Faulk (25 for 234) vs.Michigan St.,'95 Independence
Rushing Touchdowns	4	<b>Domanick Davis vs.Illinois,'02 Sugar</b>
Longest Rush	78	Rondell Mealey vs.Notre Dame,'97 Independence

#### PASSING

Pass Attempts	53	Rohan Davey (31 comp.) vs.Illinois,'02 Sugar
Pass Completions	31	Rohan Davey (53 att.) vs.Illinois,'02 Sugar
Completion Percentage	.700	Pat Screen (7 of 10) vs.Arkansas,'66 Cotton
Passing Yards	444	Rohan Davey (31 of 53) vs.Illinois,'02 Sugar
Passes Had Intercepted	4	Jeff Wickersham vs.Nebraska,'85 Sugar
Touchdown Passes	3	Bert Jones vs.Iowa St.,'71 Sun
		Tommy Hodson vs.South Carolina,'87 Gator
		Rohan Davey vs.Georgia Tech,'00 Peach
		Rohan Davey vs.Illinois,'02 Sugar

#### RECEIVING

Pass Receptions	14	Josh Reed (239 yards) vs.Illinois,'02 Sugar
Receiving Yards	239	Josh Reed (14 rec.) vs.Illinois,'02 Sugar
Touchdown Receptions	3	Wendell Davis vs.South Carolina,'87 Gator
Longest Pass	77	Bert Jones to Andy Hamilton vs.Iowa St.,'71 Sun

#### TOTAL OFFENSE

Attempts	54	Rohan Davey (427 yards) vs.Illinois,'02 Sugar
Yards	427	Rohan Davey (54 att.) vs.Illinois,'02 Sugar
All Purpose Yards	271	Kevin Faulk (234 rush,4 rec.,33 ret.) vs.Michigan St.,'95 Independence

#### SCORING

Points	24	<b>Domanick Davis (4 TDs) vs.Illinois,'02 Sugar</b>
--------	----	---




*In the 2002 Sugar Bowl, Rohan Davey led a Tiger squad that broke or tied eight Sugar Bowl Records and broke or tied 13 LSU Bowl Records in the 47-34 win over No.7 Illinois. The previous year Davey had an LSU bowl record three TD passes in the Tigers' 28-14 win over Georgia Tech in the Peach Bowl. He tied that mark in the 2002 Sugar Bowl.*

Touchdowns	4	<b>Domanick Davis (4 rush) vs. Illinois,'02 Sugar</b>
Kicking Points	12	David Browndyke (3 FGs,3 PATs) vs.South Carolina,'87 Gator
Extra Points	6	Andre' Lafleur vs.Michigan St.,'95 Independence
Field Goals	3	David Browndyke vs.South Carolina,'87 Gator
Longest Field Goal	49	Juan Betanzos vs.Nebraska,'83 Orange

#### INTERCEPTIONS

Interceptions	2	Benny Griffin (26 yards) vs. Wyoming,'68 Sugar
		Al Coffee (22 yards) vs.Nebraska,'71 Orange
		Liffort Hobley (15 yards) vs.Nebraska,'85 Sugar
		Greg Jackson (91 yards) vs. S. Carolina,'87 Gator

# Bowl Records



**Eddie Kennison set an LSU bowl record with a 92-yard kickoff return against Michigan State in the 1995 Independence Bowl.**

Interception Yards	91	Greg Jackson (2 returns) vs. South Carolina, '87 Gator
Longest Interception	48	Greg Jackson vs. South Carolina, '87 Gator
<b>PUNT RETURNS</b>		
Punt Returns	4	Sammy Grezaffi (61 yards) vs. Wyoming, '68 Sugar Craig Burns (40 yards) vs. Florida St., '68 Peach Norman Jefferson (1 return) vs. Baylor, '85 Liberty
Punt Return Yards	79	Norman Jefferson vs. Baylor, '85 Liberty
Longest Punt Return	79	Norman Jefferson vs. Baylor, '85 Liberty
<b>KICKOFF RETURNS</b>		
Kickoff Returns	5	Harvey Williams (138 yards) vs. Nebraska, '87 Sugar
Kickoff Return Yards	138	Harvey Williams (5 returns) vs. Nebraska, '87 Sugar
Longest Kickoff Return	92	Eddie Kennison vs. Michigan St., '95 Independence
<b>PUNTING</b>		
Punts	9	Jerry Stovall (376 yards) vs. Texas, '63 Cotton Gerald Brown (326 yards) vs. Syracuse, '65 Sugar Mitch Worley (280 yards) vs. Wyoming, '68 Sugar
Punting Average	48.7	Tommy Davis vs. Clemson, '59 Sugar
Longest Punt	64	Matt DeFrank vs. Baylor, '85 Liberty
<b>Opponent RUSHING</b>		
Rushing Attempts	29	Leon Heath (170 yards), Oklahoma, '50 Sugar
Rushing Yards	170	Leon Heath (29 att.), Oklahoma, '50 Sugar
Yards Per Carry	7.9	Harry Jones (10 for 79), Arkansas, '66 Cotton
Rushing Touchdowns	2	Four players
Longest Rush	86	Leon Heath, Oklahoma, '50 Sugar
<b>PASSING</b>		
Passes Attempted	47	Todd Ellis (28 comp.), South Carolina, '87 Gator
Passes Completed	28	Todd Ellis (47 att.), South Carolina, '87 Gator
Completion Percentage	.750	Cody Carlson (9 of 12), Baylor, '85 Liberty
Passing Yards	348	Tony Banks (22 of 44), Michigan St., '95 Independence
Passes Had Intercepted	4	Todd Ellis, South Carolina, '87 Gator
Touchdown Passes	4	Kurt Kittner, Illinois, '02 Sugar

## RECEIVING

Pass Receptions	11	James Ingram (163 yards), Baylor, '63 Bluebonnet
Receiving Yards	178	Walter Young (6 rec.), Illinois, '02 Sugar
Touchdown Receptions	2	Six
Longest Pass	78	Tony Banks to Mushin Muhammed, Michigan St., '95 Independence

## TOTAL OFFENSE

Plays	58	Todd Ellis, South Carolina, '87 Gator
Yards	320	Tony Banks, Michigan St., '95 Independence
All Purpose Yards	320	Tony Banks (348 pass, -28 rush), Michigan St., '95 Independence

## SCORING

Points	12	Twelve players
Touchdowns	3	Bill Cappleman, Florida St., '68 Peach
Kicking Points	7	Three players
Extra Points	5	Ken Tipps, Oklahoma, '50 Sugar
Field Goals	3	Scott Cengia, Notre Dame, '97 Independence
Longest Field Goal	49	Jerry DePoyster, Wyoming, '68 Sugar

## INTERCEPTIONS

Interceptions	2	Chad Daffer, Nebraska, '85 Sugar David Holmes, Syracuse, '89 Hall of Fame
Interception Yards	59	Loren Schweningen (1 ret.), Colorado, '62 Orange
Longest Interception	59	Loren Schweningen, Colorado, '62 Orange

## PUNT RETURNS

Punt Returns	5	Kelly Rhino (81 yards), Georgia Tech, '00 Peach
Punt Return Yards	81	Kelly Rhino (5 ret.), Georgia Tech, '00 Peach
Longest Punt Return	42	Irving Fryar, Nebraska, '83 Orange

## KICKOFF RETURNS

Kickoff Returns	4	Four players
Kickoff Return Yards	132	Derrick Mason (4 ret.), Michigan St., '95 Independence
Longest Kickoff Return	100	Derrick Mason, Michigan St., '95 Independence

## PUNTING

Punts	14	Sammy Baugh (672 yards), Texas Christian, '36 Sugar
Punting Average	49.0	Jerry DePoyster (4 for 196), Wyoming, '68 Sugar
Longest Punt	75	Stanley Turner, Texas A&M, '44 Cotton

**Bold denotes active player**



**Domanick Davis set LSU and Sugar Bowl records with four rushing touchdowns in the 2002 win against Illinois.**



**LSU FOOTBALL**  
2003 SBC COTTON BOWL

**BOWL MERCHANDISE**  
 BUY PARKING PERMIT  
 RV PARKING PERMITS

**THE GAME**

**\$25 LSU (0-4, 5-3 SEC)**  
[Buy Parking](#) [Goaux](#)

**\$9 Texas (10-2, 6-2 Big XII)**  
[Texassports.com](#) [Go](#)

**Who:** LSU Tigers vs. Texas Longhorns  
**What:** 2003 SBC Cotton Bowl  
**When:** Jan. 1, 2003, 10 a.m. CST  
**Where:** Dallas, Texas  
**Stadium:** The Cotton Bowl (68,252)  
**TV:** FOX (national broadcast)  
**Questions?:** [cottonbowl@tigers.net](mailto:cottonbowl@tigers.net)

**RECENT COTTON NEWS**

- Cotton Bowl Tickets Sold Out on First Day of Sales
- LSU, Cotton Bowl Officials Speak to Media
- Student Bowl Ticket Requests Accepted Through Wednesday
- LSU Accepts Bid to Face Texas in 2003 SBC Cotton Bowl
- Cotton Bowl Tickets on Sale Monday at 8 a.m.
- **Photo Gallery:** LSU in the Cotton Bowl (1947, '63 and '65) [View Photos](#)

**T BOWL TICKETS REMAINING SOLD OUT**

**SCHEDULE OF EVENTS**

**On Monday, Dec. 9...**  
 All of LSU's 7,500 remaining tickets were sold on the first day of sales at the LSU Ticket Office. Parking passes are still available online or by calling the LSU Ticket Office at (800) 960-6587 or (225) 578-2184.

**On Tuesday, Dec. 10...**  
 Experience "Pass '66," Screen to Moreau to beat Arkansas in the 1966 Cotton Bowl, 14-7

**On Wednesday, Dec. 11...**  
 The LSU Ticket Office will be open from 8 a.m. to 8 p.m., the final day for student ticket requests.

**On Thursday - Friday, Dec. 12-13...**  
 LSU students who received an e-mail indicating that they were picked in a student lottery must pick up and pay for their Cotton

# Comprehensive Coverage of All 20 LSU Varsity Sports

LSUsports.net is your FREE, 24-hour Tiger sports spectacular—and when you see it here, it's the official, final word from LSU. Surf the site that roars and discover:

- The most complete, up-to-date news and information on LSU Athletics
- Rosters and schedules for all Tiger teams
- Real-time statistical updates during LSU sporting events
- Live streaming audio from football, basketball, baseball and softball games and other special events
- Running scoreboard of all events
- View Tiger Stadium, Alex Box Stadium and PMAC seating online—check out your view of the field or court from the exact location of your tickets!
- Online ticketing
- Online Gift Center with LSU merchandise

