



Linebacker Ali Highsmith hoists the crystal ball from the 2008 BCS National Championship Game trophy.

LSU became college football's first two-time Bowl Championship Series Champion in 2007 when the Tigers knocked off Ohio State, 38-24, in the BCS National Championship Game in New Orleans. The victory over the Buckeyes in the Louisiana Superdome on Jan. 7 capped one of the most thrilling football seasons in the history of the school. Dubbed the "Cardiac Tigers" for their penchant of rallying in the fourth quarter to win games, LSU's march to the 2007 national title was anything but dull. Four times in 2007 the Tigers overcame a fourth-quarter deficit to win games, with all four of those contests coming against SEC foes, including a 21-14 victory over Tennessee in the league's title game. The win over Tennessee, coupled with two other upsets that day, vaulted the Tigers into the BCS National Championship Game against Ohio State and set the stage for LSU's third overall national title and second in five years.

LSU has three national titles

LSU has claimed three national titles in football during its 116 seasons of the sport. LSU first won a national title in 1958, going 11-0 behind the play of Billy Cannon. The Tigers won their second national title in 2003, beating Oklahoma in the Sugar Bowl in New Orleans, and the third came in 2007 with a 38-24 victory over Ohio State in the BCS National Championship Game.

LSU claims 10th SEC title

LSU's 21-14 win over Tennessee in the SEC Championship Game on Dec. 1 in Atlanta marked the 10th league title won by the Tigers. Since the establishment of the SEC in 1933, LSU has won a league titles in football in 1935, 1936, 1958, 1961, 1962, 1970, 1986, 1988, 2001, 2003 and 2007.

Tigers finish No. 1 In both AP and USA Today Coaches Polls

LSU's win over No. 1-ranked Ohio State in the BCS title game propelled the Tigers to the top spot in the final AP and the USA Today Coaches polls. It's the second time in five years that LSU was ranked No. 1 in the final coaches poll, but the first time

2007: Another Year Of Firsts For LSU Football

With a 12-2 overall mark, the 2007 season will go down as another year of firsts for the Tigers. The following is a look at some of the firsts associated with this year's team:

- First time LSU won at least 10 games in three-straight seasons
- First outright SEC Western Division title
- First time LSU scored 40 or more points in at least seven games
- First time LSU won six games against Top 25 teams during the regular season
- First time LSU was No. 1 in the BCS standings during the regular season

since 1958 that the Tigers capped a year ranked atop the AP poll. LSU has now been ranked for 83 consecutive weeks in the USA Today Coaches poll and for 82 straight weeks in the AP poll. The last time LSU failed to make the top 25 in either poll came following the Tigers' loss to Texas in the 2003 Cotton Bowl to conclude the 2002 season.

LSU's Class of 2007: Winningest senior class in school history

The 2007 LSU senior class left its mark as the winningest group of seniors in the history of the program. Most of the seniors joined the Tigers in the spring of 2003 and were a part of the school's first national title in over 50 years when LSU posted a 13-1 overall mark and claimed the BCS National Championship that year. The 2007 senior class was ranked in the top 25 for their entire career. The following is a look at the accomplishments of the 2007 senior class:

- Two-time BCS National Champion
- Most wins by a class in school history (56)
- Most SEC wins (33)
- Most seasons with at least 10 wins (4)
- Most weeks spent as a ranked team (82)
- Most wins over Top 25 teams (21)
- Most wins over Top 10 teams (10)

Dorsey becomes most decorated defensive player in LSU history

DT Glenn Dorsey became LSU's most decorated defensive player in school history after receiving the Outland Trophy (top interior lineman), Lombardi Award (top lineman), the Lott Trophy

(IMPACT player) and the Nagurski Award (top defensive player). The senior was also one of three finalists for the Bednarik Award (top defensive player). Dorsey earned first-team All-America honors from the AP, AFCA, FWAA, Walter Camp Foundation, ESPN, CBSSports.com, CNNI.com, Rivals.com and Sporting News; was the SEC Defensive Player of the Year and a first-team All-SEC selection.

Steltz finalist for Thorpe Award

Senior S Craig Steltz was one of three finalists for the Thorpe Award, which is given annually to the top defensive back in college football. Steltz led LSU in tackles with 101 and also stood atop the SEC with six interceptions.

Dorsey, Steltz and Highsmith nab first-team All-America honors

Senior DT Glenn Dorsey was tabbed a first-team All-American by the AP, AFCA, FWAA, Walter Camp Foundation, ESPN, CBSSports.com, CNNI.com, Rivals.com and the Sporting News. Senior S Craig Steltz joined Dorsey on the first-team by the AP, Walter Camp Foundation, ESPN, CBSSports.com, CNNI.com and Rivals.com. Senior LB Ali Highsmith joined his defensive teammates on the CBSSports.com first team. Highsmith was also a second-team AP All-American and was honorable mention by CNNI.com, along with CB Chevis Jackson.



2007 SEC Standings

Eastern Division

TEAM	SEC	PCT.	OVERALL
Tennessee *	6-2	.750	10-4
Georgia	6-2	.750	11-2
Florida	5-3	.625	9-4
South Carolina	3-5	.375	6-6
Kentucky	3-5	.375	8-5
Vanderbilt	2-6	.250	5-7

Western Division

TEAM	SEC	PCT.	OVERALL
LSU **	6-2	.750	12-2
Auburn	5-3	.625	9-4
Arkansas	4-4	.500	8-5
Mississippi State	4-4	.500	8-5
Alabama	4-4	.500	7-6
Ole Miss	0-8	.000	3-9

* - Division Winner | * - Overall Champion

LSU posts third-straight 11-win season

LSU's win over Tennessee in the SEC title game gave the Tigers their third-straight season with at least 11 wins, which is a first in school history. Prior to 2005-06, no LSU team had posted double-figure wins in back-to-back seasons. LSU coach Les Miles is the only coach in school history to lead the Tigers to at least 10 victories in consecutive seasons and he's now done it for a third time. In addition, LSU joins Alabama, Georgia, Tennessee and Florida as the only teams in SEC history to win at least 10 games in three-straight seasons.

Miles now 34-6; Best start for coach in LSU history

With an 12-2 mark in 2007, head coach Les Miles is now 34-6 overall with the Tigers. The 34 wins in his first 40 games is the most of any coach in school history during that span. Bernie Moore ranks second with 32 wins during his first 40 games.

Miles does it again - beats Auburn, Florida and Alabama in same year

With LSU's wins over Alabama, Auburn and Florida, LSU coach Les Miles swept those three conference foes for the second time in his three years with the Tigers. Miles is the only coach in LSU history to beat Auburn, Florida and Alabama in the same season, and he's now done it twice.

LSU Football is "Must See TV"; Tigers on television 12 times in 2007

LSU made a school-record 12 appearances on national television las season. LSU appeared on CBS a record seven times, followed by three appearances on ESPN and one each on ESPN2 and FOX. In the ratings, LSU played in two of college football's five most watched regular season games in 2007. LSU's win over Tennessee in the SEC Championship Game drew a 5.9 rating, the highest rating for that contest since the Tigers beat the Vols in primetime in 2001. LSU's win over Florida on Oct. 6 drew a 5.3 rating.

Bowl eligible again; Tigers have won at least 8 games for 8-straight years

With the win over Florida in Week 6, LSU became bowl eligible for a school-record eighth-straight season. Since the 2000 season, LSU has played in the Peach Bowl (2000, 2005), Sugar Bowl (2001, 2003, 2006), Cotton Bowl (2002), Capital One Bowl (2004) and the BCS National Championship Game (2007). In addition, the Tigers have won at least eight games in a season for a school-record eight-consecutive years.

LSU's 56 wins since 2003 ranks No. 2

Since the start of the 2003 season, LSU has won 56 games, which ranks as the second-highest total nationally during that span. Southern California is first with 59 wins, followed by LSU and Boise State with 56 each. The following is a look at the schools with the most wins since the start of 2003:

RK.	SCHOOL	WINS
1.	Southern California	58
2.	LSU	56
	Boise State	56
4.	Oklahoma	54
	Texas	54

LSU in the Polls

WEEK	AP	COACHES	HARRIS	BCS
Preseason	2	2	--	--
Sept. 3	2	2	--	--
Sept. 9	2	2	--	--
Sept. 16	2	2	--	--
Sept. 23	2	2	2	--
Sept. 30	1	2	2	--
Oct. 7	1	1	1	--
Oct. 14	5	5	5	4
Oct. 21	3	3	3	3
Oct. 28	3	3	3	3
Nov. 4	2	2	2	2
Nov. 11	1	1	1	1
Nov. 18	1	1	1	1
Nov. 26	5	7	5	7
Dec. 2	2	2	2	2
Jan. 8	1	1	--	--

2007 AP Top 25

TEAM (FIRST PLACE VOTES)	RECORD	POINTS
1. LSU (60)	12-2	1,620
2. Georgia (3)	11-2	1,515
3. Southern California (1)	11-2	1,500
4. Missouri	12-2	1,347
5. Ohio State	11-2	1,346
6. West Virginia	11-2	1,342
7. Kansas (1)	12-1	1,303
8. Oklahoma	11-3	1,139
9. Virginia Tech	11-3	1,096
t10. Texas	10-3	962
t10. Boston College	11-3	962
12. Tennessee	10-4	904
13. Florida	9-4	685
14. BYU	11-2	654
15. Auburn	9-4	648
16. Arizona State	10-3	587
17. Cincinnati	10-3	566
18. Michigan	9-4	508
19. Hawaii	12-1	460
20. Illinois	9-4	443
21. Clemson	9-4	353
22. Texas Tech	9-4	308
23. Oregon	9-4	253
24. Wisconsin	9-4	202
25. Oregon State	9-4	110

2007 ESPN/USA Today Top 25

TEAM (FIRST PLACE VOTES)	RECORD	POINTS
1. LSU (60)	12-2	1,500
2. Southern California	11-2	1,380
3. Georgia	11-2	1,370
4. Ohio State	11-2	1,287
5. Missouri	12-2	1,241
6. West Virginia	11-2	1,239
7. Kansas	12-1	1,217
8. Oklahoma	11-3	1,016
9. Virginia Tech	11-3	979
10. Texas	10-3	924
11. Boston College	11-3	898
12. Tennessee	10-4	826
13. Arizona State	10-3	635
t14. Auburn	9-4	624
t14. BYU	11-2	624
16. Florida	9-4	567
17. Hawaii	12-1	427
18. Illinois	9-4	416
19. Michigan	9-4	413
20. Cincinnati	10-3	376
21. Wisconsin	9-4	333
22. Clemson	9-4	319
23. Texas Tech	9-4	242
24. Oregon	9-4	192
25. Penn State	9-4	127



Pro Football Hall of Famer Ronnie Lott presents Glenn Dorsey with the 2007 Lott Trophy.



INTRO

THIS IS LSU

TIGERS

COACHES

REVIEW

HISTORY

LSU

Tiger Trends

	2007	MILES
LSU's Overall Record		
August	1-0	1-0
September	4-0	9-2
October	2-1	9-2
November	3-1	11-1
December-January	2-0	4-1

LSU's Conference Record		
at home	3-1	10-2
on the road	3-1	9-3

LSU's Non-Conference Record		
at home	3-0	9-0
on the road	1-0	2-0
neutral	1-0	3-0

LSU vs. Ranked Opponents		
at home	4-0	6-1
on the road	0-1	4-3
neutral	2-0	4-1

LSU's Record in Games ...		
decided by 7 pts or less	4-2	11-3
decided by 3 pts or less	0-1	4-2
Away during the day	3-0	8-2
Away at night	1-0	4-0
Home during the day	1-2	4-2
Home at night	5-0	15-1

LSU's Record When Scoring ...		
less than 20 points	0-0	2-3
20+ points	12-2	31-3
25+ points	11-2	27-3

LSU's Record When Allowing ...		
14 or fewer points	6-0	20-1
24 or fewer points	11-0	30-2
25+ points	2-2	4-4

LSU's Record When ...		
Leading after the 1st qtr	7-1	24-2
Tied after the 1st qtr	3-0	5-2
Leading after the 2nd qtr	8-1	26-3
Leading after the 3rd qtr	8-1	26-2
Tied after the 4th qtr	0-2	3-2
Trailing after the 1st qtr	3-1	5-2
Trailing after the 2nd qtr	4-1	8-3
Trailing after the 3rd qtr	4-0	7-3

LSU's Record With ...		
less than 300 yards	0-0	1-3
400+ yards total offense	6-2	18-2
500+ yards total offense	3-0	6-0
600+ yards total offense	0-0	0-0
less than 100 yards rush	1-0	3-4
100+ yards rushing	11-2	31-2
150+ yards rushing	11-2	24-2
200+ yards rushing	6-2	12-2
250+ yards rushing	3-1	4-1
less than 200 yards pass	5-1	9-3
300+ yards passing	4-0	7-0
350+ yards passing	1-0	2-0
400+ yards passing	0-0	0-0
450+ yards passing	0-0	0-0

LSU's Record When Allowing ...		
less than 200 total yards	3-0	8-1
less than 300 total yards	8-0	25-4
less than 400 total yards	11-1	28-5
400+ yards total offense	1-1	3-1
less than 100 yards rush	9-0	22-3
100+ yards rush	3-2	9-4
less than 200 yards pass	7-1	25-4
less than 250 yards pass	11-1	31-4
less than 300 yards pass	12-2	33-5
300+ yards pass	0-0	1-0

LSU Offense sets 10 school records in 2007

LSU set a total of 10 offensive school records on its way to claiming the 2007 national title. The following is a look at the offensive marks set by the Tigers in 2007:

RECORD	2007 MARK	PREVIOUS MARK
Scoring Average	38.6	34.9 (1969)
Total Plays	1,054	994 (2003)
Total Yards	6,152	5,857 (2003)
Total Points	451	475 (2003)
First Downs	316	298 (2003)
Passes Attempted	442	411 (2001)
Passes Completed	256	255 (2003)
TDs Rushing and Passing	64	55 (2006)
TDs Rushing	35	35 (1977)
Games Scoring 40 points	7	6 (2006)

Colt David kicks way into LSU record books

Junior PK Colt David kicked his way into both the LSU and SEC record books in 2007. David holds the SEC record for points in a season with 147 and he's the LSU record holder for field goals in a season with 26. The following is a look at the other records that David broke in 2007:

CATEGORY	DAVID'S SCHOOL RECORD	PREVIOUS SCHOOL RECORD
Field Goals	26	David Brownध्ये (19 in 1988)
Field Goals Attempted	33	John Corbello (24 in 2002)
PATs	63	Colt David (50 in 2006)
Scoring	147	LaBrandon Toefield (114 in 2001)
Scoring by Kicking	141	John Corbello (85 in 2002)
Consecutive PATs	72 (3rd)	David Brownध्ये (109 from 1986-89)

LSU has third-best winning percentage away from Tiger Stadium since 2003

With the win over Ohio State, LSU has now won 25 of its last 32 games away from Tiger Stadium since the 2003 season. LSU's .781 away-from-home winning percentage since 2003 ranks as the nation's second-best mark, trailing only Southern California (.857). The following is a look at the teams with the best winning percentage away from home (road or neutral site games) since the 2003 season:

RANK	TEAM	RECORD	PCT.
1.	Southern California	30-5	.857
2.	LSU	25-7	.781
3.	Boise State	24-8	.750
	Georgia	24-8	.750
5.	West Virginia	23-8	.733

Another Fourth Quarter Comeback Under Les Miles

LSU's rally to beat Tennessee on Dec. 1 marked the ninth time under Les Miles, including the fourth time in 2007, that the Tigers came from behind in the final quarter to win a game. The following is a look at LSU's fourth-quarter comebacks under Miles, how many points the Tigers had to overcome in the final frame to win, and the quarterback who engineered the comeback:

YEAR	OPPONENT	SITUATION	RESULTS	QB
2005	at Arizona State	scored TD with 1:13 left (LSU trailed 17-7 entering 4Q; LSU scored 28 4Q points)	W, 35-31	Russell
2005	Florida	scored TD with 12:35 left (LSU trailed 17-14 in 4Q)	W, 21-14	Russell
2005	Auburn	scored FG with 1:40 left to force OT (LSU trailed 17-14 with less than 5 minutes to play)	W, 20-17	Russell
2006	at Tennessee	scored TD with 9 seconds left (LSU trailed 24-21 with less than 8 minutes left in 4Q)	W, 28-21	Russell
2006	Ole Miss	scored TD with 14 sec. left to force OT (LSU trailed 20-7 with less than 9 minutes left in 4Q)	W, 23-20 ot	Russell
2007	Florida	scored TD with 1:06 left (LSU trailed 24-14 to start 4Q)	W, 28-24	Flynn
2007	Auburn	scored TD with :01 left (LSU trailed 24-23 with 3:12 left in the 4Q)	W, 30-24	Flynn
2007	Alabama	scored TD with 1:26 left (LSU trailed 34-27 with 4:53 left in 4Q)	W, 41-34	Flynn
2007	Tennessee	scored TD with 9:54 left (LSU trailed 14-13 with less than 10 minutes left in 4Q)	W, 21-14	Perrilloux





One of the fastest players in football history, Trindon Holliday holds the second-fastest 100 meter time in LSU history with a time of 10.02 in 2007. A five-time track All-American, he has finished in the top three in the 100 meters at the NCAA Outdoor Championships in each of the last two seasons and won a national title as part of LSU's champion 4x100-meter relay team.

Offensive Tackle Ciron Black

2007 LSU Football Honors

#48 Darry Beckwith - LB

- Second-Team All-SEC (Coaches)

#70 Ciron Black - OT

- Second-Team All-SEC (Coaches)

#6 Colt David - PK

- First-Team All-SEC (Coaches, AP)

#72 Glenn Dorsey - DT

- Outland Trophy Winner
- Lombardi Award Winner
- Lott Trophy Winner
- Nagurski Award Winner
- Bednarik Award Finalist
- First-Team All-American (AP, American Football Coaches Association, Football Writers Association of America, Walter Camp Foundation, CBSSports.com, CNNSI.com, Rivals.com, The Sporting News)
- SEC Defensive Player of the Year (Coaches, AP)
- First-Team All-SEC (Coaches, AP)
- SEC Defensive Lineman of the Week (Sept. 22 vs. South Carolina)
- SEC Defensive Player of the Week (Nov. 3 vs. Alabama)
- SEC Community Service Team Player of the Week (Nov. 3 vs. Alabama)

#36 Patrick Fisher - P

- First-Team All-SEC (Coaches, AP)

#15 Matt Flynn - QB

- BCS National Championship Game Offensive MOP
- SEC Offensive Player of the Week (Oct. 20 vs. Auburn)

#18 Jacob Hester - RB

- Second-Team All-SEC (Coaches)
- SEC Offensive Player of the Week (Oct. 6 vs. Florida)
- The Sporting News Player of the Week (Oct. 6 vs. Florida)

#7 Ali Highsmith - LB

- First-Team All-American (CBSSports.com)
- Second-Team All-American (AP)
- Honorable Mention All-American (CNNSI.com)
- First-Team All-SEC (Coaches, AP)

#8 Trindon Holliday - WR

- SEC Special Teams Player of the Week (Nov. 17 vs. Ole Miss)

#21 Chevis Jackson - CB

- Honorable Mention All-American (CNNSI.com)
- First-Team All-SEC (SEC Coaches, AP)

#90 Ricky Jean-Francois - DT

- BCS National Championship Game Defensive MVP

#79 Herman Johnson - OG

- First-Team All-SEC (Coaches)
- Second-Team All-SEC (AP)

#3 Chad Jones - S/RS

- First-Team Freshman All-American (The Sporting News)
- Honorable Mention Freshman All-American (CollegeFootballNews.com)
- Freshman All-SEC (Coaches, Rivals.com)

#11 Ryan Perrilloux - QB

- SEC Championship Game MVP

#49 Kirston Pittman - DE

- SEC Defensive Lineman of the Week (Sept. 8 vs. Virginia Tech)

#16 Craig Steltz - S

- Thorpe Award Finalist
- First-Team All-American (AP, Walter Camp Foundation, Football Writers Association of America, CBSSports.com, CNNSI.com, Rivals.com)
- First-Team All-SEC (Coaches, AP)
- SEC Defensive Player of the Week (Nov. 17 vs. Ole Miss)

#80 Terrance Toliver - WR

- Honorable Mention Freshman All-American (The Sporting News)
- Freshman All-SEC (Coaches, Rivals.com)



2007 LSU Football Results

Overall Record: 12-2 • SEC Record: 6-2

DATE	OPPONENT	RESULT	ATTENDANCE
Aug. 30	* at Mississippi State (ESPN)	W, 45-0	50,112
Sept. 8	#9/9 Virginia Tech (ESPN)	W, 48-7	92,739
Sept. 15	Middle Tennessee (TigerVision)	W, 44-0	92,407
Sept. 22	* #12/14 South Carolina (CBS)	W, 28-16	92,530
Sept. 29	at Tulane (ESPN2)	W, 34-9	58,769
Oct. 6	* #7/9 Florida (CBS)	W, 28-24	92,910
Oct. 13	* at #17/18 Kentucky (CBS)	L, 43-37 (30T)	70,902
Oct. 20	* #18/19 Auburn (ESPN)	W, 30-24	92,630
Nov. 3	* at #17/18 Alabama (CBS)	W, 41-34	92,138
Nov. 10	Louisiana Tech (TigerVision)	W, 58-10	92,512
Nov. 17	* at Ole Miss (CBS)	W, 41-24	61,118
Nov. 23	* Arkansas (CBS)	L, 50-48 (30T)	92,606
SEC CHAMPIONSHIP GAME			
Dec. 1	vs. #14/15 Tennessee (CBS)	W, 21-14	73,832
BCS NATIONAL CHAMPIONSHIP GAME			
Jan. 7	vs. #1/1 Ohio State (FOX)	W, 38-24	79,651

* INDICATES SEC GAME

Team Statistics

	LSU	OPP
SCORING	541	279
Points Per Game	38.6	19.9
FIRST DOWNS	316	231
Rushing	153	85
Passing	146	120
Penalty	17	26
RUSHING YARDAGE	2998	1485
Yards gained rushing	3377	1908
Yards lost rushing	379	423
Rushing Attempts	612	464
Average Per Rush	4.9	3.2
Average Per Game	214.1	106.1
TDs Rushing	35	14
PASSING YARDAGE	3154	2558
Att-Comp-Int	442-256-13	451-212-23
Average Per Pass	7.1	5.7
Average Per Catch	12.3	12.1
Average Per Game	225.3	182.7
TDs Passing	29	19
TOTAL OFFENSE	6152	4043
Total Plays	1054	915
Average Per Play	5.8	4.4
Average Per Game	439.4	288.8
KICK RETURNS: #-Yards	42-827	94-1909
PUNT RETURNS: #-Yards	23-136	22-208
INT RETURNS: #-Yards	23-282	13-137
KICK RETURN AVERAGE	19.7	20.3
PUNT RETURN AVERAGE	5.9	9.5
INT RETURN AVERAGE	12.3	10.5
FUMBLES-LOST	18-3	26-13
PENALTIES-Yards	117-880	67-566
Average Per Game	62.9	40.4
PUNTS-Yards	61-2689	82-3243
Average Per Punt	44.1	39.5
Net punt average	35.8	36.7
TIME OF POSSESSION/Game	32:15	27:45
3RD-DOWN Conversions	104/223	71/202
3rd-Down Pct	47%	35%
4TH-DOWN Conversions	13/16	6/21
4th-Down Pct	81%	29%
SACKS BY-Yards	37-282	30-209
MISC YARDS	0	0
TOUCHDOWNS SCORED	66	35
FIELD GOALS-ATTEMPTS	26-33	11-14
ON-SIDE KICKS	0-0	0-4
RED-ZONE SCORES	70-75 93%	33-38 87%
RED-ZONE TOUCHDOWNS	49-75 65%	24-38 63%
PAT-ATTEMPTS	63-63 100%	32-33 97%
ATTENDANCE	722166	333039
Games/Avg Per Game	7/92619	5/66608
Neutral Site Games		2/76741

Score by Quarters

	1ST	2ND	3RD	4TH	OT	TOTAL
LSU	97	123	148	143	30 -	541
Opponents	51	71	59	60	38 -	279

Individual Statistics

RUSHING	GP	ATT	GAIN	LOSS	NET	AVG	TD	LONG	AVG/G
Jacob Hester	14	225	1118	15	1103	4.9	12	87	78.8
Keiland Williams	14	70	513	35	478	6.8	6	67	34.1
Trindon Holliday	13	53	381	17	364	6.9	2	33	28.0
Charles Scott	14	45	330	6	324	7.2	5	55	23.1
Richard Murphy	14	35	240	10	230	6.6	2	53	16.4
Matt Flynn	12	100	402	187	215	2.2	4	22	17.9
Ryan Perrilloux	12	52	257	50	207	4.0	2	23	17.2
Terrance Toliver	14	3	37	1	36	12.0	0	20	2.6
Shawn Jordan	14	4	32	0	32	8.0	0	15	2.3
Andrew Hatch	2	4	27	0	27	6.8	0	11	13.5
Brandon LaFell	14	1	18	0	18	18.0	1	18	1.3
Colt David	14	1	15	0	15	15.0	1	15	1.1
Early Doucet	10	3	7	10	-3	-1.0	0	0	-0.3
TEAM	8	16	0	48	-48	-3.0	0	0	-6.0
Total	14	612	3377	379	2998	4.9	35	87	214.1
Opponents	14	464	1908	423	1485	3.2	14	73	106.1

PASSING	GP	EFFIC	CMP-ATT-INT	PCT	YARDS	TD	LONG	AVG/G
Matt Flynn	12	125.8	202-359-11	56.3	2407	21	71	200.6
Ryan Perrilloux	12	175.6	51-75-2	68.0	694	8	62	57.8
TEAM	8	0.00	0-4-0	0.0	0	0	0	0.0
Andrew Hatch	2	87.8	1-2-0	50.0	9	0	9	4.5
Early Doucet	10	394.0	1-1-0	100.0	35	0	35	3.5
Patrick Fisher	14	175.6	1-1-0	100.0	9	0	9	0.6
Total	14	133.6	256-442-13	57.9	3154	29	71	225.3
Opponents	14	98.4	212-451-23	47.0	2558	19	67	182.7

RECEIVING	GP	NO.	YARDS	AVG	TD	LONG	AVG/G
Early Doucet	10	57	525	9.2	5	34	52.5
Brandon LaFell	14	50	656	13.1	4	56	46.9
Demetrius Byrd	14	35	621	17.7	7	62	44.4
Richard Dickson	14	32	375	11.7	5	35	26.8
Jacob Hester	14	14	106	7.6	1	28	7.6
Jared Mitchell	12	13	143	11.0	0	32	11.9
Charles Scott	14	12	115	9.6	2	20	8.2
Terrance Toliver	14	10	249	24.9	3	71	17.8
Keiland Williams	14	9	113	12.6	1	46	8.1
Richard Murphy	14	8	74	9.2	0	21	5.3
Chris Mitchell	11	5	56	11.2	0	16	5.1
Keith Zinger	14	3	51	17.0	0	27	3.6
Quinn Johnson	14	3	21	7.0	0	9	1.5
Trindon Holliday	13	2	3	1.5	0	3	0.2
Matt Flynn	12	1	35	35.0	0	35	2.9
Ricky Dixon	5	1	9	9.0	0	9	1.8
Mit Cole	13	1	2	2.0	1	2	0.2
Total	14	256	3154	12.3	29	71	225.3
Opponents	14	212	2558	12.1	19	67	182.7

PUNT RETURNS	NO.	YARDS	AVG	TD	LONG
Chad Jones	17	112	6.6	0	16
Jared Mitchell	4	19	4.8	0	8
Trindon Holliday	1	0	0.0	0	0
Early Doucet	1	5	5.0	0	5
Total	23	136	5.9	0	16
Opponents	22	208	9.5	2	61

INTERCEPTIONS	NO.	YARDS	AVG	TD	LONG
Craig Steltz	6	153	25.5	0	51
Chevis Jackson	5	52	10.4	0	34
Jonathan Zenon	3	42	14.0	1	24
Curtis Taylor	3	26	8.7	0	22
Danny McCray	2	0	0.0	0	0
Jacob Cutrera	1	9	9.0	0	9
Kirston Pittman	1	0	0.0	0	0
Darry Beckwith	1	0	0.0	0	0
Chad Jones	1	0	0.0	0	0
Total	23	282	12.3	1	51
Opponents	13	137	10.5	0	51



- INTRO
- THIS IS LSU
- TIGERS
- COACHES
- REVIEW**
- HISTORY
- LSU

KICK RETURNS	NO.	YARDS	AVG	TD	LONG
Trindon Holliday	19	498	26.2	1	98
Keiland Williams	10	199	19.9	0	25
Chad Jones	4	90	22.5	0	33
Kelvin Sheppard	2	12	6.0	0	11
Shawn Jordan	2	13	6.5	0	10
Lazarus Levingston	1	2	2.0	0	2
R.J. Jackson	1	0	0.0	0	0
Early Doucet	1	18	18.0	0	18
Jared Mitchell	1	3	3.0	0	3
Charles Scott	1	-8	-8.0	0	0
Total	42	827	19.7	1	98
Opponents	94	1909	20.3	0	76

SCORING	TD	FGS	----- PATS -----					PASS	DXP	SAF	POINTS
			KICK	RUSH	RCV	PASS	DXP				
Colt David	1	26-33	63-63	0-0	0	0-0	0	0	0	147	
Jacob Hester	13	0-0	0-0	0-0	0	0-0	0	0	0	78	
Demetrius Byrd	7	0-0	0-0	0-0	0	0-0	0	0	0	42	
Keiland Williams	7	0-0	0-0	0-0	0	0-0	0	0	0	42	
Charles Scott	7	0-0	0-0	0-0	0	0-0	0	0	0	42	
Brandon LaFell	5	0-0	0-0	0-0	0	0-0	0	0	0	30	
Early Doucet	5	0-0	0-0	0-0	0	0-0	0	0	0	30	
Richard Dickson	5	0-0	0-0	0-0	0	0-0	0	0	0	30	
Matt Flynn	4	0-0	0-0	1-1	0	0-1	0	0	0	26	
Terrance Toliver	3	0-0	0-0	0-0	0	0-0	0	0	0	18	
Trindon Holliday	3	0-0	0-0	0-0	0	0-0	0	0	0	18	
Ryan Perrilloux	2	0-0	0-0	1-1	0	0-0	0	0	0	14	
Richard Murphy	2	0-0	0-0	0-0	0	0-0	0	0	0	12	
Jonathan Zenon	1	0-0	0-0	0-0	0	0-0	0	0	0	6	
Mit Cole	1	0-0	0-0	0-0	0	0-0	0	0	0	6	
Total	66	26-33	63-63	2-2	0	0-1	0	0	0	541	
Opponents	35	11-14	32-33	1-1	0	0-1	0	1	0	279	

TOTAL OFFENSE	GP	PLAYS	RUSH	PASS	TOTAL	AVG/G
Matt Flynn	12	459	215	2407	2622	218.5
Jacob Hester	14	225	1103	0	1103	78.8
Ryan Perrilloux	12	127	207	694	901	75.1
Keiland Williams	14	70	478	0	478	34.1
Trindon Holliday	13	53	364	0	364	28.0
Charles Scott	14	45	324	0	324	23.1
Richard Murphy	14	35	230	0	230	16.4
Andrew Hatch	2	6	27	9	36	18.0
Terrance Toliver	14	3	36	0	36	2.6
Shawn Jordan	14	4	32	0	32	2.3
Early Doucet	10	4	-3	35	32	3.2
Brandon LaFell	14	1	18	0	18	1.3
Colt David	14	1	15	0	15	1.1
Patrick Fisher	14	1	0	9	9	0.6
TEAM	8	20	-48	0	-48	-6.0
Total	14	1054	2998	3154	6152	439.4
Opponents	14	915	1485	2558	4043	288.8

FIELD GOALS	MADE-ATT	PCT	01-19	20-29	30-39	40-49	50-99	LONG	BLKD
Colt David	26-33	78.8	0-0	7-7	13-16	6-9	0-1	49	1

FG SEQUENCE	LSU	OPPONENTS
Mississippi State	(27)	-
Virginia Tech	(30), (28)	-
Middle Tennessee	(29), (35), (26)	-
South Carolina	42	(23)
Tulane	37, (36), (33)	-
Florida	43, 37	(31)
Kentucky	(31), (30), 57, (38)	(33), (27), (43)
Auburn	(29), (26), (33)	(22)
Alabama	(43), 46, (49)	(36), (21)
Louisiana Tech	(31), (44), (28)	(38)
Ole Miss	(48), (43)	(23)
Arkansas	(32), (49)	-
Tennessee	(30), (30), 30	30, 51
Ohio State	(32)	(25), 38

NUMBERS IN (PARENTHESES) INDICATE FIELD GOAL WAS MADE.



Wide Receiver Brandon LaFell

PUNTING	NO.	YARDS	AVG	LONG	TB	FC	I20	BLKD
Patrick Fisher	59	2627	44.5	62	15	8	12	0
TEAM	1	22	22.0	22	0	0	0	1
Josh Jasper	1	40	40.0	40	0	1	1	0
Total	61	2689	44.1	62	15	9	13	1
Opponents	82	3243	39.5	63	5	20	27	0

KICKOFFS	NO.	YARDS	AVG	TB	OB	RETN	NET	YDLN
Josh Jasper	39	2301	59.0	1	1			
Andrew Crutchfield	33	2078	63.0	1	0			
Sean Gaudet	25	1514	60.6	0	1			
Colt David	2	119	59.5	0	0			
Patrick Fisher	1	47	47.0	0	0			
Total	100	6059	60.6	2	2	1909	41.1	28
Opponents	50	2972	59.4	6	1	827	40.5	29

ALL PURPOSE	GP	RUSH	RCV	PR	KR	IR	TOTAL	AVG/G
Jacob Hester	14	1103	106	0	0	0	1209	86.4
Trindon Holliday	13	364	3	0	498	0	865	66.5
Keiland Williams	14	478	113	0	199	0	790	56.4
Brandon LaFell	14	18	656	0	0	0	674	48.1
Demetrius Byrd	14	0	621	0	0	0	621	44.4
Early Doucet	10	-3	525	5	18	0	545	54.5
Charles Scott	14	324	115	0	-8	0	431	30.8
Richard Dickson	14	0	375	0	0	0	375	26.8
Richard Murphy	14	230	74	0	0	0	304	21.7
Terrance Toliver	14	36	249	0	0	0	285	20.4
Matt Flynn	12	215	35	0	0	0	250	20.8
Ryan Perrilloux	12	207	0	0	0	0	207	17.2
Chad Jones	14	0	0	112	90	0	202	14.4
Jared Mitchell	12	0	143	19	3	0	165	13.8
Craig Steltz	14	0	0	0	0	153	153	10.9
Chris Mitchell	11	0	56	0	0	0	56	5.1
Chevis Jackson	14	0	0	0	0	52	52	3.7
Keith Zinger	14	0	51	0	0	0	51	3.6
Shawn Jordan	14	32	0	0	13	0	45	3.2
Jonathan Zenon	14	0	0	0	0	42	42	3.0
Andrew Hatch	2	27	0	0	0	0	27	13.5
Curtis Taylor	14	0	0	0	0	26	26	1.9
Quinn Johnson	14	0	21	0	0	0	21	1.5
Colt David	14	15	0	0	0	0	15	1.1
Kelvin Sheppard	14	0	0	0	12	0	12	0.9
Ricky Dixon	5	0	9	0	0	0	9	1.8
Jacob Cutrera	12	0	0	0	0	9	9	0.8
Mit Cole	13	0	2	0	0	0	2	0.2
Lazarus Levingston	14	0	0	0	2	0	2	0.1
TEAM	8	-48	0	0	0	0	-48	-6.0
Total	14	2998	3154	136	827	282	7397	528.4
Opponents	14	1485	2558	208	1909	137	6297	449.8





Linebacker Darry Beckwith



Defensive Lineman Ricky Jean-Francois

Overall Defensive Statistics

DEFENSIVE LEADERS	GP	TACKLES			TFL-YDS	SACKS NO-YDS	PASS DEFENSE			FUMBLES RCV-YDS	FF	BLKD KICK	SAF
		SOLO	AST	TOTAL			INT-YDS	PBU	QBH				
16 Craig Steltz	14	66	35	101	5.0-20	1.0-8	6-153	7		1-0	3		
7 Ali Highsmith	14	57	44	101	9.0-39	3.0-27		8	9	1-0	2		
72 Glenn Dorsey	14	43	26	69	12.5-53	7.0-45		4	4		1		
49 Kirston Pittman	14	32	36	68	13.5-73	8.0-50	1-0	1	14				
48 Darry Beckwith	12	37	28	65	6.5-26	1.5-14	1-0	4	2	1-0			
44 Danny McCray	14	52	12	64	4.0-33	3.0-32	2-0	3	1	1-0			
27 Curtis Taylor	14	34	20	54	1.0-6	1.0-6	3-26	6	1	1-0			
19 Jonathan Zenon	14	32	13	45	1.5-2		3-42	9		1-0	1		
21 Chevis Jackson	14	34	10	44	3.0-7		5-52	16					
93 Tyson Jackson	14	17	19	36	4.5-23	3.5-20		10	15		1		
3 Chad Jones	14	26	8	34	3.0-32	2.0-25	1-0	4	1		1		
35 Luke Sanders	14	14	16	30	1.5-10	0.5-7		3	5	1-0	1		
99 Marlon Favorite	11	16	12	28	1.0-1				5				
56 Perry Riley	14	10	14	24	1.5-10	0.5-6							
97 Al Woods	12	13	9	22	2.0-15	2.0-15			1	3-0			
54 Jacob Cutrera	12	11	10	21	1.5-3		1-9	1	1		1		
11 Kelvin Sheppard	14	15	6	21	2.0-4			1			2		
24 Harry Coleman	13	11	7	18	0.5-2				1	1-14			
92 Drake Nevis	8	10	7	17	2.0-6			2					
29 Chris Hawkins	13	12	1	13				3					
47 Tremaine Johnson	13	3	8	11	1.5-3	1.0-2			3				
26 Richard Murphy	14	6	4	10									
90 Ricky Jean-Francois	2	5	4	9	1.5-4	0.5-1			1			1	
28 R.J. Jackson	14	7	2	9									
32 Charles Scott	14	7	2	9						1-0			
95 Lazarius Levingston	14	3	5	8	1.5-8	1.0-7							
4 Jai Eugene	12	5	3	8				1					
84 Rahim Alem	12	7	1	8	4.0-19	2.0-17			1		1		
18 Jacob Hester	14	4	4	8						1-0	1		
91 Charles Alexander	3	3	3	6					2				
38 Anthony Zehyoue	2	3	1	4									
58 Jeremy Benton	4	1	2	3									
1 Brandon LaFell	14	2	1	3									
39 Andrew Crutchfield	10	1	1	2									
65 Lyle Hitt	14	1		1									
79 Herman Johnson	14	1		1									
2 Demetrius Byrd	14	1		1									
80 Terrance Toliver	14	1		1									
10 Ricky Dixon	5		1	1									
8 Trindon Holliday	13	1		1									
81 Mit Cole	13	1		1									
11 Ryan Perrilloux	12	1		1									
30 Josh Jasper	11	1		1									
82 Richard Dickson	14	1		1									
51 Jacob O'Hair	14	1		1									
Total	14	610	375	985	84-399	37-282	23-282	83	67	13-14	15	1	
Opponents	14	-	-	-	-	30-209	13-137	52	32	3-39	13	2	1



Tackles (UT-AT-TOT)

	MSU	VT	MTSU	USC	TU	UF	UK	AU	UA	LT	UM	ARK	SEC	BCS	TOTALS
Rahim Alem	1-0-1	1-0-1	2-0-2	0-0-0	3-0-3	0-0-0	0-0-0	0-1-1	0-0-0	0-0-0	0-0-0	0-0-0	0-0-0	0-0-0	7-1-8
Charles Alexander	1-0-1	1-0-1	2-2-4	0-0-0	0-0-0	0-0-0	0-0-0	0-0-0	0-0-0	0-0-0	0-0-0	0-0-0	0-0-0	0-0-0	3-3-6
Darry Beckwith	0-2-2	4-0-4	4-2-6	4-0-4	5-0-5	3-0-3	4-8-12	4-2-6	7-0-7	0-0-0	0-0-0	5-6-11	0-2-2	1-1-2	37-28-65
Jeremy Benton	0-1-1	0-0-0	0-0-0	0-0-0	0-0-0	0-0-0	0-0-0	0-0-0	0-0-0	0-0-0	0-0-0	0-0-0	0-0-0	0-0-0	0-1-1
Harry Coleman	3-1-4	0-0-0	2-0-2	0-1-1	1-2-3	0-0-0	1-0-1	0-0-0	0-0-0	1-0-1	2-1-3	0-0-0	0-0-0	1-1-2	11-7-18
Jacob Cutrera	0-0-0	2-0-2	3-0-3	0-0-0	2-0-2	0-0-0	0-0-0	0-0-0	0-0-0	4-3-7	2-2-4	0-0-0	0-1-1	0-0-0	11-10-21
Glenn Dorsey	5-0-5	5-1-6	3-0-3	7-1-8	0-3-3	4-1-5	2-2-4	3-2-5	5-2-7	4-3-7	1-1-2	5-1-6	0-3-3	4-1-5	43-26-69
Jai Eugene	0-0-0	0-0-0	1-0-1	0-0-0	1-0-1	0-0-0	1-0-1	0-0-0	0-0-0	1-1-2	0-0-0	0-0-0	0-0-0	1-0-1	5-3-8
Marlon Favorite	1-0-1	0-2-2	0-0-0	3-3-6	0-0-0	2-2-4	1-0-1	6-0-6	1-1-2	0-0-0	1-2-3	3-0-3	0-0-0	0-0-0	16-12-28
Chris Hawkins	1-0-1	1-0-1	3-0-3	1-0-1	1-0-1	0-0-0	1-0-1	0-0-0	0-0-0	5-0-5	0-0-0	0-0-0	0-0-0	0-0-0	12-1-13
Ali Highsmith	5-3-8	3-3-6	5-2-7	6-4-10	1-1-2	3-1-4	2-6-8	7-4-11	1-0-1	3-0-3	3-4-7	15-4-19	3-4-7	3-5-8	57-44-101
Chevis Jackson	1-0-1	3-0-3	3-0-3	3-3-6	0-1-1	4-1-5	1-1-2	6-1-7	1-0-1	2-0-2	4-0-4	2-0-2	4-1-5	2-0-2	34-10-44
Tyson Jackson	1-1-2	2-0-2	0-0-0	0-2-2	0-0-0	2-2-4	3-5-8	2-2-4	3-0-3	1-1-2	1-2-3	2-1-3	0-2-2	1-1-2	17-19-36
Ricky Jean-Francois	0-0-0	0-0-0	0-0-0	0-0-0	0-0-0	0-0-0	0-0-0	0-0-0	0-0-0	0-0-0	0-0-0	0-0-0	2-1-3	3-3-6	5-4-9
Tremaine Johnson	0-0-0	0-1-1	0-3-3	0-0-0	1-1-2	0-0-0	0-0-0	1-3-4	0-0-0	1-0-1	0-0-0	0-0-0	0-0-0	0-0-0	3-8-11
Chad Jones	1-0-1	2-1-3	2-1-3	0-0-0	2-0-2	0-0-0	2-0-2	2-0-2	4-0-4	3-0-3	2-1-3	3-2-5	3-3-6	0-0-0	26-8-34
Lazarus Levingston	2-0-2	0-0-0	0-4-4	0-0-0	0-1-1	0-0-0	0-0-0	0-0-0	0-0-0	1-0-1	0-0-0	0-0-0	0-0-0	0-0-0	3-5-8
Danny McCray	2-1-3	6-1-7	2-2-4	9-2-11	1-0-1	1-1-2	5-1-6	4-0-4	5-0-5	2-1-3	6-2-8	2-0-2	5-0-5	3-0-3	52-12-64
Drake Nevis	0-0-0	0-0-0	0-0-0	0-0-0	1-1-2	0-0-0	0-0-0	0-1-1	0-0-0	5-1-6	1-1-2	3-2-5	0-1-1	0-0-0	10-7-17
Kirston Pittman	1-0-1	2-6-8	2-2-4	3-3-6	5-2-7	3-4-7	3-4-7	0-0-0	5-1-6	2-1-3	1-2-3	2-2-4	0-1-1	4-3-7	32-36-68
Perry Riley	0-2-2	3-1-4	3-2-5	1-0-1	0-0-0	0-0-0	0-1-1	0-1-1	1-0-1	1-6-7	0-0-0	0-0-0	0-0-0	2-0-2	10-14-24
Luke Sanders	1-1-2	1-0-1	2-0-2	1-0-1	2-2-4	0-0-0	0-1-1	1-2-3	0-0-0	2-2-4	1-1-2	2-3-5	2-1-3	1-1-2	14-16-30
Kelvin Sheppard	0-1-1	0-1-1	3-0-3	0-0-0	2-0-2	0-0-0	0-0-0	2-0-2	0-0-0	6-1-7	1-1-2	1-0-1	0-0-0	0-0-0	15-6-21
Craig Steltz	2-1-3	3-1-4	3-1-4	4-3-7	6-1-7	13-3-16	7-1-8	6-4-10	3-1-4	3-2-5	4-1-5	14-2-16	5-3-8	0-4-4	66-35-101
Curtis Taylor	2-1-3	2-1-3	1-0-1	1-1-2	2-1-3	5-3-8	1-3-4	3-2-5	3-0-3	4-1-5	5-3-8	1-2-3	1-0-1	4-1-5	34-20-54
Al Woods	1-0-1	1-0-1	2-0-2	1-0-1	1-1-2	0-0-0	1-1-2	0-0-0	2-1-3	4-1-5	0-1-1	0-0-0	1-3-4	0-0-0	13-9-22
Anthony Zehyoue	0-0-0	0-0-0	1-0-1	0-0-0	0-0-0	0-0-0	0-0-0	0-0-0	0-0-0	3-0-3	0-0-0	0-0-0	0-0-0	0-0-0	3-1-4
Jonathan Zenon	2-2-4	0-1-1	2-0-2	5-2-7	1-1-2	1-1-2	3-3-6	2-0-2	3-0-3	1-1-2	0-0-0	4-0-4	4-2-6	4-0-4	32-13-45

Tackles for Loss -Yards

	MSU	VT	MTSU	USC	TU	UF	UK	AU	UA	LT	UM	ARK	SEC	BCS	TOTALS
Rahim Alem	0-0	1-8	1-1	0-0	2-10	0-0	0-0	0-0	0-0	0-0	0-0	0-0	0-0	0-0	4-19
Darry Beckwith	0-0	1-5	2-13	2-10	0-0	0-0	1-1	0-0	1-1	0-0	0-0	0-0	0-0	0-0	7-30
Harry Coleman	0-0	0-0	0-0	0-0	0.5-2	0-0	0-0	0-0	0-0	0-0	0-0	0-0	0-0	0-0	0.5-2
Jacob Cutrera	0-0	0-0	0.5-1	0-0	0-0	0-0	0-0	0-0	0-0	1-2	0-0	0-0	0-0	0-0	1.5-3
Glenn Dorsey	2-12	0-0	1.5-9	1-7	0-0	1-7	0-0	1-1	2-7	3-5	0-0	0-0	0-0	1-5	12.5-53
Marlon Favorite	0-0	0-0	0-0	0-0	0-0	0-0	0-0	1-1	0-0	0-0	0-0	0-0	0-0	0-0	1-1
Ali Highsmith	1-1	1-3	0-0	1-1	0-0	0-0	1.5-5	1-7	0-0	0-0	0.5-1	1-1	0-0	1.5-18	9-39
Chevis Jackson	0-0	2-5	0-0	0-0	0-0	0-0	0-0	0-0	0-0	0-0	0-0	0-0	1-2	0-0	3-7
Tyson Jackson	0.5-2	0-0	0-0	0-0	0-0	0-0	0.5-0	0-0	2-11	0-0	0.5-1	0-0	0-0	1-9	4.5-23
Ricky Jean-Francois	0-0	0-0	0-0	0-0	0-0	0-0	0-0	0-0	0-0	0-0	0-0	0-0	0-0	1.5-4	1.5-4
Tremaine Johnson	0-0	0-0	0.5-1	0-0	0-0	0-0	0-0	1-2	0-0	0-0	0-0	0-0	0-0	0-0	1.5-3
Chad Jones	0-0	0-0	0-0	0-0	0-0	0-0	0-0	0-0	2-25	0-0	0-0	0-0	1-7	0-0	3-32
Lazarus Levingston	1-7	0-0	0-0	0-0	0.5-1	0-0	0-0	0-0	0-0	0-0	0-0	0-0	0-0	0-0	1.5-8
Danny McCray	1-8	0-0	2-24	0-0	0-0	0-0	0-0	0-0	0-0	1-1	0-0	0-0	0-0	0-0	4-33
Drake Nevis	0-0	0-0	0-0	0-0	0-0	0-0	0-0	0-0	0-0	1-2	0-0	1-4	0-0	0-0	2-6
Kirston Pittman	0-0	0-0	1-5	2-15	2-10	1-1	1-4	0-0	3-14	1-10	1-8	0-0	0-0	1-3	13.5-73
Perry Riley	0-0	0-0	1.5-10	0-0	0-0	0-0	0-0	0-0	0-0	0-0	0-0	0-0	0-0	0-0	1.5-10
Luke Sanders	0-0	1-3	0.5-7	0-0	0-0	0-0	0-0	0-0	0-0	0-0	0-0	0-0	0-0	0-0	1.5-10
Kelvin Sheppard	0-0	0-0	0-0	0-0	1-2	0-0	0-0	0-0	0-0	1-2	0-0	0-0	0-0	0-0	2-4
Craig Steltz	1-3	1-8	1-5	0-0	1-1	0-0	0-0	1-3	0-0	0-0	0-0	0-0	0-0	0-0	5-20
Curtis Taylor	0-0	1-6	0-0	0-0	0-0	0-0	0-0	0-0	0-0	0-0	0-0	0-0	0-0	0-0	1-6
Al Woods	1-11	0-0	0-0	0-0	1-4	0-0	0-0	0-0	0-0	0-0	0-0	0-0	0-0	0-0	2-15
Jonathan Zenon	0.5-1	0-0	0-0	0-0	0-0	0-0	0-0	0-0	0-0	0-0	0-0	1-1	0-0	0-0	1.5-2

Sacks-Yards

	MSU	VT	MTSU	USC	TU	UF	UK	AU	UA	LT	UM	ARK	SEC	BCS	TOTALS
Rahim Alem	0-0	1-8	0-0	0-0	1-9	0-0	0-0	0-0	0-0	0-0	0-0	0-0	0-0	0-0	2-17
Darry Beckwith	0-0	0-0	1-9	0.5-5	0-0	0-0	0-0	0-0	0-0	0-0	0-0	0-0	0-0	0-0	1.5-14
Glenn Dorsey	1-11	0-0	1-7	1-7	0-0	1-7	0-0	0-0	1-6	1-2	0-0	0-0	0-0	1-5	7-45
Ali Highsmith	0-0	0-0	0.5-2	0-0	0-0	0-0	0-0	1-7	0-0	0-0	0-0	0-0	0-0	1.5-18	3-27
Tyson Jackson	0-0	0-0	0-0	0.5-0	0-0	0-0	0-0	0-0	2-11	0-0	0-0	0-0	0-0	1-9	3.5-20
Ricky Jean-Francois	0-0	0-0	0-0	0-0	0-0	0-0	0-0	0-0	0-0	0-0	0-0	0-0	0-0	0.5-1	0.5-1
Tremaine Johnson	0-0	0-0	0-0	0-0	0-0	0-0	0-0	1-2	0-0	0-0	0-0	0-0	0-0	0-0	1-2
Chad Jones	0-0	0-0	0-0	0-0	0-0	0-0	0-0	0-0	2-25	0-0	0-0	0-0	0-0	0-0	2-25
Lazarus Levingston	1-7	0-0	0-0	0-0	0-0	0-0	0-0	0-0	0-0	0-0	0-0	0-0	0-0	0-0	1-7
Danny McCray	1-8	0-0	2-24	0-0	0-0	0-0	0-0	0-0	0-0	0-0	0-0	0-0	0-0	0-0	3-32
Kirston Pittman	0-0	0-0	1-7	1-10	0-0	1-1	0-0	0-0	2-11	1-10	1-8	0-0	0-0	1-3	8-50
Perry Riley	0-0	0-0	0.5-6	0-0	0-0	0-0	0-0	0-0	0-0	0-0	0-0	0-0	0-0	0-0	0.5-6
Luke Sanders	0-0	0-0	0.5-7	0-0	0-0	0-0	0-0	0-0	0-0	0-0	0-0	0-0	0-0	0-0	0.5-7
Craig Steltz	0-0	1-8	0-0	0-0	0-0	0-0	0-0	0-0	0-0	0-0	0-0	0-0	0-0	0-0	1-8
Curtis Taylor	0-0	1-6	0-0	0-0	0-0	0-0	0-0	0-0	0-0	0-0	0-0	0-0	0-0	0-0	1-6
Al Woods	1-11	0-0	0-0	0-0	1-4	0-0	0-0	0-0	0-0	0-0	0-0	0-0	0-0	0-0	2-15



2007 Offense Game-by-Game Statistics

INTRO
THIS IS LSU
TIGERS
COACHES
REVIEW
HISTORY
LSU

Passing

Matt Flynn	ATT	CMP	INT	YDS	TD	LNG
at Mississippi State	19	12	0	128	2	19
at Tulane	27	17	0	217	0	56
Middle Tennessee	-- DNP --					
South Carolina	19	8	1	70	1	24
at Tulane	29	16	1	258	0	43
Florida	27	14	1	144	1	18
at Kentucky	35	17	1	130	1	18
Auburn	34	22	1	319	3	58
at Alabama	44	24	3	353	3	61
Louisiana Tech	26	14	2	237	3	71
at Ole Miss	25	17	0	168	0	21
Arkansas	47	22	0	209	3	35
vs. Tennessee	-- DNP --					
vs. Ohio State	27	19	1	174	4	20
TOTALS	359	202	11	2,407	21	71

Ryan Perrilloux	ATT	CMP	INT	YDS	TD	LNG
at Mississippi State	3	2	0	21	1	15
Virginia Tech	5	5	0	84	2	34
Middle Tennessee	25	20	1	298	3	62
South Carolina	1	0	0	0	0	0
at Tulane	3	1	0	-1	0	0
Florida	1	0	0	0	0	0
at Kentucky	2	1	0	12	0	12
Auburn	0	1	0	0	0	0
at Alabama	-- DNP --					
Louisiana Tech	4	2	0	37	1	35
at Ole Miss	0	0	0	0	0	0
Arkansas	-- DNP --					
vs. Tennessee	30	20	1	243	1	48
vs. Ohio State	0	0	0	0	0	0
TOTALS	75	51	2	694	8	62

Andrew Hatch	ATT	CMP	INT	YDS	TD	LNG
at Mississippi State	-- DNP --					
Virginia Tech	-- DNP --					
Middle Tennessee	2	1	0	9	0	9
South Carolina	-- DNP --					
at Tulane	-- DNP --					
Florida	-- DNP --					
at Kentucky	-- DNP --					
Auburn	-- DNP --					
at Alabama	-- DNP --					
Louisiana Tech	-- DNP --					
at Ole Miss	-- DNP --					
Arkansas	-- DNP --					
vs. Tennessee	-- DNP --					
vs. Ohio State	-- DNP --					
TOTALS	2	1	0	9	0	9

Rushing

Jacob Hester	ATT	GN	LS	NET	TD	LNG
at Mississippi State	14	72	4	68	0	17
Virginia Tech	12	81	0	81	1	21
Middle Tennessee	10	58	1	57	0	22
South Carolina	17	88	0	88	1	15
at Tulane	10	34	1	33	2	14
Florida	23	106	0	106	1	19
at Kentucky	18	62	1	61	0	11
Auburn	9	51	1	50	0	20
at Alabama	16	50	3	47	2	9
Louisiana Tech	11	117	2	115	1	87
at Ole Miss	13	66	1	65	1	17
Arkansas	28	126	0	126	2	12
vs. Tennessee	23	121	1	120	0	20
vs. Ohio State	21	86	0	86	1	20
TOTALS	225	1,118	15	1,103	12	87

Charles Scott	ATT	GN	LS	NET	TD	LNG
at Mississippi State	3	5	1	4	0	5
Virginia Tech	4	24	0	24	0	14
Middle Tennessee	3	17	0	17	0	7
South Carolina	1	7	0	7	0	7
at Tulane	6	53	0	53	2	35
Florida	4	9	0	9	0	4
at Kentucky	7	94	0	94	2	55
Auburn	5	30	2	28	0	17
at Alabama	1	0	1	-1	0	0
Louisiana Tech	5	15	2	13	0	12
at Ole Miss	3	66	0	66	1	29
Arkansas	1	4	0	4	0	4

vs. Tennessee	0	0	0	0	0	0
vs. Ohio State	2	6	0	6	0	5
TOTALS	45	330	6	324	5	55

Keiland Williams	ATT	GN	LS	NET	TD	LNG
at Mississippi State	7	21	3	18	2	13
Virginia Tech	7	127	1	126	2	67
Middle Tennessee	5	30	0	30	0	11
South Carolina	7	33	0	33	0	14
at Tulane	4	21	2	19	0	14
Florida	9	52	6	46	1	21
at Kentucky	1	5	0	5	0	5
Auburn	1	6	0	6	0	6
at Alabama	3	24	0	24	0	15
Louisiana Tech	4	30	1	29	0	15
at Ole Miss	5	41	0	41	1	21
Arkansas	10	55	8	47	0	24
vs. Tennessee	5	48	14	34	0	27
vs. Ohio State	2	20	0	20	0	10
TOTALS	70	513	35	478	6	67

Richard Murphy	ATT	GN	LS	NET	TD	LNG
at Mississippi State	6	36	1	35	0	21
Virginia Tech	2	2	0	2	0	1
Middle Tennessee	3	15	0	15	1	8
South Carolina	3	22	7	15	0	22
at Tulane	6	37	2	35	0	9
Florida	0	0	0	0	0	0
at Kentucky	3	10	0	10	1	5
Auburn	2	6	0	6	0	3
at Alabama	1	0	0	0	0	0
Louisiana Tech	3	62	0	62	0	53
at Ole Miss	3	17	0	17	0	13
Arkansas	0	0	0	0	0	0
vs. Tennessee	1	0	0	0	0	0
vs. Ohio State	2	33	0	33	0	24
TOTALS	35	240	10	230	2	53

Trindon Holliday	ATT	GN	LS	NET	TD	LNG
at Mississippi State	6	22	3	19	0	11
Virginia Tech	4	36	4	32	0	22
Middle Tennessee	3	9	5	4	0	5
South Carolina	6	73	0	73	1	33
at Tulane	3	20	1	19	0	12
Florida	6	33	0	33	0	16
at Kentucky	5	28	4	24	0	17
Auburn	1	17	0	17	0	17
at Alabama	1	2	0	2	0	2
Louisiana Tech	5	45	0	45	1	15
at Ole Miss	4	25	0	25	0	10
Arkansas	-- DNP --					
vs. Tennessee	6	58	0	58	0	19
vs. Ohio State	3	13	0	13	0	9
TOTALS	53	381	17	364	2	33

Matt Flynn	ATT	GN	LS	NET	TD	LNG
at Mississippi State	11	63	21	42	0	21
Virginia Tech	7	14	2	12	1	7
Middle Tennessee	-- DNP --					
South Carolina	4	12	6	6	0	5
at Tulane	7	5	44	-39	0	5
Florida	4	30	0	30	0	15
at Kentucky	10	71	18	53	0	22
Auburn	10	52	18	34	0	18
at Alabama	10	40	21	19	0	12
Louisiana Tech	4	15	6	9	1	9
at Ole Miss	12	40	26	14	1	9
Arkansas	9	34	7	27	1	12
vs. Tennessee	-- DNP --					
vs. Ohio State	12	26	18	8	0	9
TOTALS	100	402	187	215	4	22

Ryan Perrilloux	ATT	GN	LS	NET	TD	LNG
at Mississippi State	3	12	0	12	1	8
Virginia Tech	4	21	0	21	0	9
Middle Tennessee	8	52	15	37	0	16
South Carolina	8	62	3	59	0	23
at Tulane	2	14	0	14	0	10
Florida	6	23	0	23	1	9
at Kentucky	5	17	2	15	0	10
Auburn	4	13	2	11	0	5
at Alabama	-- DNP --					
Louisiana Tech	2	7	10	-3	0	7
at Ole Miss	0	0	0	0	0	0

Arkansas	-- DNP --					
vs. Tennessee	9	32	18	14	0	10
vs. Ohio State	1	4	0	4	0	4
TOTALS	52	257	50	207	2	23

Receiving

Early Doucet	REC	YDS	TD	LNG
at Mississippi State	9	78	1	18
Virginia Tech	6	75	1	34
Middle Tennessee	-- DNP --			
South Carolina	-- DNP --			
at Tulane	-- DNP --			
Florida	-- DNP --			
at Kentucky	0	0	0	0
Auburn	7	93	0	33
at Alabama	5	67	2	32
Louisiana Tech	3	22	0	15
at Ole Miss	8	58	0	12
Arkansas	7	52	0	12
vs. Tennessee	5	29	0	23
vs. Ohio State	7	51	1	16
TOTALS	57	525	5	34

Brandon LaFell	REC	YDS	TD	LNG
at Mississippi State	1	15	1	15
Virginia Tech	7	125	0	56
Middle Tennessee	3	47	0	19
South Carolina	2	16	0	10
at Tulane	4	76	0	43
Florida	6	73	0	16
at Kentucky	4	42	0	18
Auburn	3	18	0	13
at Alabama	4	43	0	19
Louisiana Tech	5	80	1	37
at Ole Miss	3	19	0	11
Arkansas	3	22	1	10
vs. Tennessee	3	65	0	48
vs. Ohio State	2	15	1	10
TOTALS	50	656	4	56

Demetrius Byrd	REC	YDS	TD	LNG
at Mississippi State	0	0	0	0
Virginia Tech	2	22	0	12
Middle Tennessee	2			

2007 Offense Game-by-Game Statistics

- INTRO
- THIS IS LSU
- TIGERS
- COACHES
- REVIEW
- HISTORY
- LSU

Louisiana Tech	0	0	0	0
at Ole Miss	0	0	0	0
Arkansas	0	0	0	0
vs. Tennessee	-- DNP --			
vs. Ohio State	0	0	0	0
TOTALS	5	56	0	16

Trindon Holliday	REC	YDS	TD	LNG
at Mississippi State	0	0	0	0
Virginia Tech	1	3	0	3
Middle Tennessee	0	0	0	0
South Carolina	0	0	0	0
at Tulane	1	0	0	0
Florida	0	0	0	0
at Kentucky	0	0	0	0
Auburn	0	0	0	0
at Alabama	0	0	0	0
Louisiana Tech	0	0	0	0
at Ole Miss	0	0	0	0
Arkansas	-- DNP --			
vs. Tennessee	0	0	0	0
vs. Ohio State	0	0	0	0
TOTALS	2	3	0	3

Terrance Toliver	REC	YDS	TD	LNG
at Mississippi State	1	19	0	19
Virginia Tech	1	28	1	28
Middle Tennessee	1	15	1	15
South Carolina	0	0	0	0
at Tulane	1	38	0	38
Florida	0	0	0	0
at Kentucky	0	0	0	0
Auburn	2	19	0	13
at Alabama	1	11	0	11
Louisiana Tech	3	119	1	71
at Ole Miss	0	0	0	0
Arkansas	0	0	0	0
vs. Tennessee	0	0	0	0
vs. Ohio State	0	0	0	0
TOTALS	10	249	3	71

Keith Zinger	REC	YDS	TD	LNG
at Mississippi State	0	0	0	0
Virginia Tech	0	0	0	0
Middle Tennessee	1	6	0	6
South Carolina	0	0	0	0
at Tulane	0	0	0	0
Florida	0	0	0	0
at Kentucky	0	0	0	0
Auburn	0	0	0	0
at Alabama	0	0	0	0
Louisiana Tech	0	0	0	0
at Ole Miss	0	0	0	0
Arkansas	0	0	0	0
vs. Tennessee	1	27	0	27
vs. Ohio State	1	18	0	18
TOTALS	3	51	0	27

Jacob Hester	REC	YDS	TD	LNG
at Mississippi State	1	10	0	10
Virginia Tech	1	28	0	28
Middle Tennessee	1	6	0	6
South Carolina	0	0	0	0
at Tulane	0	0	0	0
Florida	0	0	0	0
at Kentucky	1	4	0	4
Auburn	2	6	1	5
at Alabama	5	33	0	18
Louisiana Tech	0	0	0	0
at Ole Miss	1	14	0	14
Arkansas	0	0	0	0
vs. Tennessee	2	5	0	7
vs. Ohio State	0	0	0	0
TOTALS	14	106	1	28

Richard Dickson	REC	YDS	TD	LNG
at Mississippi State	0	0	0	0
Virginia Tech	0	0	0	0
Middle Tennessee	2	20	0	10
South Carolina	4	39	1	24
at Tulane	2	25	0	19
Florida	1	14	0	14
at Kentucky	4	33	1	12
Auburn	3	31	0	25

at Alabama	3	55	0	35
Louisiana Tech	2	30	1	16
at Ole Miss	0	0	0	0
Arkansas	5	69	0	35
vs. Tennessee	2	15	0	8
vs. Ohio State	4	44	2	15
TOTALS	32	375	5	35

Return Yardage

	KICKOFF RETS			PUNT RETS		
	NO.	YDS	LNG	NO.	YDS	LNG
Trindon Holliday						
at Mississippi State	1	26	26	0	0	0
Virginia Tech	1	3	3	0	0	0
Middle Tennessee	1	24	24	0	0	0
South Carolina	1	20	20	0	0	0
at Tulane	2	64	38	1	0	0
Florida	1	32	32	0	0	0
at Kentucky	2	61	44	0	0	0
Auburn	0	0	0	0	0	0
at Alabama	4	59	21	0	0	0
Louisiana Tech	2	38	26	0	0	0
at Ole Miss	2	117	98	0	0	0
Arkansas	-- DNP --					
vs. Tennessee	1	24	24	0	0	0
vs. Ohio State	1	30	30	0	0	0
TOTALS	19	498	98	1	0	0

	KICKOFF RETS			PUNT RETS		
	NO.	YDS	LNG	NO.	YDS	LNG
Early Doucet						
at Mississippi State	0	0	0	1	5	5
Virginia Tech	1	18	18	0	0	0
Middle Tennessee	-- DNP --					
South Carolina	-- DNP --					
at Tulane	-- DNP --					
Florida	-- DNP --					
at Kentucky	0	0	0	0	0	0
Auburn	0	0	0	0	0	0
at Alabama	0	0	0	0	0	0
Louisiana Tech	0	0	0	0	0	0
at Ole Miss	0	0	0	0	0	0
Arkansas	0	0	0	0	0	0
vs. Tennessee	0	0	0	0	0	0
vs. Ohio State	0	0	0	0	0	0
TOTALS	1	18	18	1	5	5

	KICKOFF RETS			PUNT RETS		
	NO.	YDS	LNG	NO.	YDS	LNG
Chad Jones						
at Mississippi State	0	0	0	0	0	0
Virginia Tech	0	0	0	0	0	0
Middle Tennessee	0	0	0	0	0	0
South Carolina	0	0	0	0	0	0
at Tulane	0	0	0	3	25	11
Florida	0	0	0	0	0	0
at Kentucky	0	0	0	0	0	0
Auburn	0	0	0	4	35	16
at Alabama	0	0	0	3	18	10
Louisiana Tech	0	0	0	3	14	14
at Ole Miss	0	0	0	0	0	0
Arkansas	2	50	33	2	11	7
vs. Tennessee	2	40	26	1	1	1
vs. Ohio State	0	0	0	1	8	8
TOTALS	4	90	33	17	112	16

	KICKOFF RETS			PUNT RETS		
	NO.	YDS	LNG	NO.	YDS	LNG
Keiland Williams						
at Mississippi State	0	0	0	0	0	0
Virginia Tech	0	0	0	0	0	0
Middle Tennessee	0	0	0	0	0	0
South Carolina	2	30	23	0	0	0
at Tulane	0	0	0	0	0	0
Florida	3	57	22	0	0	0
at Kentucky	1	25	25	0	0	0
Auburn	0	0	0	0	0	0
at Alabama	2	44	24	0	0	0
Louisiana Tech	0	0	0	0	0	0
at Ole Miss	0	0	0	0	0	0
Arkansas	2	43	25	0	0	0
vs. Tennessee	0	0	0	0	0	0
vs. Ohio State	0	0	0	0	0	0
TOTALS	10	199	25	0	0	0



Place Kicker Colt David

	KICKOFF RETS			PUNT RETS		
	NO.	YDS	LNG	NO.	YDS	LNG
Charles Scott						
at Mississippi State	0	0	0	0	0	0
Virginia Tech	0	0	0	0	0	0
Middle Tennessee	0	0	0	0	0	0
South Carolina	0	0	0	0	0	0
at Tulane	0	0	0	0	0	0
Florida	0	0	0	0	0	0
at Kentucky	0	0	0	0	0	0
Auburn	0	0	0	0	0	0
at Alabama	0	0	0	0	0	0
Louisiana Tech	0	0	0	0	0	0
at Ole Miss	0	0	0	0	0	0
Arkansas	0	0	0	0	0	0
vs. Tennessee	0	0	0	0	0	0
vs. Ohio State	1	-8	0	0	0	0
TOTALS	1	-8	0	0	0	0

Punting

	NO.	YDS	AVG	LNG	I-20
Patrick Fisher					
at Mississippi State	7	214	44.9	56	2
Virginia Tech	3	134	44.7	61	2
Middle Tennessee	1	41	41.0	41	0
South Carolina	6	245	40.8	51	0
at Tulane	4	193	48.2	54	0
Florida	2	98	49.0	55	0
at Kentucky	4	135	33.8	43	1
Auburn	4	208	52.0	55	1
at Alabama	6	276	46.0	52	1
Louisiana Tech	3	128	42.7	55	1
at Ole Miss	4	166	41.5	56	1
Arkansas	8	339	42.4	53	1
vs. Tennessee	4	180	45.0	58	2
vs. Ohio State	3	170	56.7	62	0
TOTALS	59	2,627	44.5	62	12

Field Goals

	MADE	MISSED
Colt David		
at Mississippi State	27	none
Virginia Tech	30, 28	none
Middle Tennessee	29, 35, 26	none
South Carolina	none	42
at Tulane	36, 33	37
Florida	none	43, 37
at Kentucky	31, 30, 38	57
Auburn	29, 26, 33	none
at Alabama	43, 49	none
Louisiana Tech	31, 44, 28	none
at Ole Miss	48, 43	none
Arkansas	32, 49	none
vs. Tennessee	30, 30	30
vs. Ohio State	32	none
TOTALS	26-33	42, 37, 43, 37, 57, 30





Safety Chad Jones



Running Back Richard Murphy

Special Teams Tackles

TACKLES (UT-AT-TT)	MSU	VT	MTSU	USC	TU	UF	UK	AU	UA	LT	UM	ARK	SEC	BCS	TOTALS
Tyson Andrus	0-0-0	0-0-0	0-0-0	0-0-0	0-0-0	0-0-0	0-0-0	0-0-0	0-0-0	0-0-0	0-0-0	0-0-0	0-0-0	2-0-0	2-0-0
Caleb Angelle	0-0-0	0-0-0	0-0-0	0-0-0	0-0-0	0-0-0	0-0-0	0-0-0	0-0-0	0-1-1	0-3-3	0-0-0	0-0-0	0-0-0	0-4-4
Jeremy Benton	0-1-1	0-0-0	0-0-0	0-0-0	0-0-0	0-0-0	0-2-2	1-0-1	0-0-0	0-0-0	0-0-0	0-0-0	0-0-0	0-0-0	1-3-4
Mit Cole	1-1-2	0-0-0	0-0-0	0-0-0	0-0-0	0-1-1	0-0-0	0-0-0	0-0-0	0-0-0	0-0-0	0-0-0	0-0-0	0-0-0	1-2-3
Harry Coleman	2-2-4	0-0-0	1-0-1	1-1-2	1-1-2	0-0-0	0-0-0	0-1-1	0-0-0	0-0-0	3-1-4	0-0-0	0-0-0	0-2-0	8-8-16
Andrew Crutchfield	0-0-0	0-0-0	0-0-0	0-1-1	0-0-0	0-0-0	0-0-0	1-0-1	0-0-0	0-0-0	0-0-0	0-0-0	0-0-0	0-0-0	1-1-2
Jacob Cutrera	0-0-0	1-1-2	1-0-1	0-0-0	2-1-3	0-0-0	0-0-0	0-0-0	0-3-3	0-1-1	1-0-1	0-0-0	0-1-1	0-1-0	5-8-13
Ricky Dixon	0-0-0	0-0-0	0-0-0	0-0-0	0-0-0	0-0-0	0-0-0	0-0-0	0-0-0	0-1-1	0-0-0	0-0-0	0-0-0	0-0-0	0-1-1
Jai Eugene	0-0-0	0-0-0	0-0-0	0-0-0	0-0-0	0-0-0	0-0-0	0-0-0	0-0-0	0-0-0	0-0-0	0-0-0	1-0-1	0-1-0	1-1-2
Chris Hawkins	0-0-0	1-0-1	0-0-0	0-1-1	0-0-0	0-0-0	0-0-0	0-1-1	0-0-0	4-0-4	0-1-1	0-0-0	0-0-0	0-0-0	5-3-8
Jacob Hester	2-0-2	0-0-0	0-0-0	0-0-0	0-0-0	0-0-0	0-0-0	0-0-0	1-0-1	0-0-0	1-0-1	2-1-3	1-2-3	0-2-0	7-5-12
R.J. Jackson	1-1-2	0-0-0	0-1-1	0-2-2	0-1-1	0-0-0	0-1-1	1-0-1	3-2-5	0-0-0	0-0-0	0-1-1	1-0-1	1-1-2	7-10-17
Josh Jasper	0-0-0	1-0-1	0-0-0	0-0-0	0-0-0	0-0-0	0-0-0	0-0-0	0-0-0	0-0-0	0-0-0	0-0-0	0-0-0	0-0-0	1-0-1
Chad Jones	0-0-0	1-1-2	2-0-2	0-1-1	1-1-2	0-0-0	2-0-2	2-0-2	2-1-3	1-1-2	1-1-2	2-1-3	1-1-2	0-0-0	15-8-23
Brandon LaFell	0-0-0	0-0-0	0-0-0	0-0-0	0-0-0	0-0-0	1-0-1	0-0-0	0-0-0	0-0-0	0-0-0	0-0-0	0-1-1	0-0-0	1-1-2
Danny McCray	0-2-2	3-1-4	0-0-0	3-0-3	0-0-0	0-0-0	1-0-1	0-2-2	0-0-0	0-0-0	2-0-2	0-0-0	0-0-0	2-0-2	11-5-16
Josh McManus	0-0-0	0-0-0	0-0-0	0-0-0	0-0-0	0-0-0	0-1-1	0-0-0	0-0-0	0-0-0	0-0-0	0-0-0	0-0-0	0-0-0	0-1-1
Richard Murphy	1-0-1	2-0-2	0-0-0	0-1-1	0-0-0	1-0-1	0-0-0	1-1-2	0-1-1	0-0-0	0-1-1	1-0-1	0-0-0	1-1-2	7-5-12
Jacob O'Hair	0-0-0	0-0-0	0-0-0	1-0-1	0-0-0	0-0-0	0-0-0	0-0-0	1-0-1	0-0-0	0-0-0	0-0-0	0-0-0	0-0-0	2-0-2
Perry Riley	0-2-2	0-1-1	2-1-3	1-0-1	0-0-0	0-0-0	1-0-1	0-1-1	1-0-1	1-2-3	0-0-0	0-0-0	1-0-1	2-0-2	9-7-16
Charles Scott	3-1-4	1-1-2	1-1-2	0-2-2	3-0-3	0-0-0	0-0-0	0-0-0	0-1-1	1-0-1	0-0-0	0-1-1	0-0-0	0-0-0	9-7-16
Kelvin Sheppard	1-2-3	0-1-1	0-0-0	0-0-0	0-0-0	0-0-0	1-1-2	1-2-3	0-1-1	3-0-3	1-1-2	1-0-1	0-0-0	0-0-0	8-8-16
Craig Steltz	0-1-1	0-0-0	0-0-0	0-0-0	0-0-0	1-0-1	0-0-0	0-0-0	1-0-1	0-0-0	0-0-0	1-0-1	0-0-0	0-0-0	3-1-4
Curtis Taylor	0-4-4	0-0-0	0-0-0	0-0-0	0-0-0	0-0-0	0-0-0	0-0-0	0-0-0	0-0-0	0-0-0	1-1-2	0-0-0	0-0-0	1-5-6
Al Woods	0-0-0	0-0-0	0-0-0	0-0-0	0-0-0	0-0-0	0-0-0	0-0-0	0-0-0	1-0-1	0-0-0	0-0-0	0-0-0	0-0-0	1-0-1

Offensive Line - Snaps Played

PLAYER	MSU	VT	MTSU	USC	TU	UF	UK	AU	UA	LT	UM	ARK	SEC	BCS	TOTALS
Ciron Black	73	65	62	69	71	80	91	68	80	54	65	99	81	73	1031
Jarvis Jones	5	9	10	0	3	0	0	0	0	18	16	2	0	5	68
Herman Johnson	73	63	62	69	71	80	91	68	79	54	65	101	81	73	1030
Will Arnold	19	30	0	0	0	0	0	0	0	0	0	0	0	19	68
Brett Helms	73	65	52	58	71	80	65	68	80	54	65	101	81	73	986
Ryan Miller	5	9	20	11	3	9	91	0	1	26	3	0	0	5	183
Max Holmes	5	9	6	0	3	0	0	0	0	8	3	0	0	5	39
Lyle Hitt	59	43	62	69	71	71	26	68	80	52	60	101	81	59	902
Robert Smith	0	2	15	0	3	0	0	0	0	18	3	0	0	0	41
Carnell Stewart	73	65	62	69	71	0	91	68	80	54	65	100	81	73	952
Joseph Barksdale	6	9	10	0	3	0	0	0	0	18	5	3	0	6	60



Offensive Career Starts

FB Q. Johnson 6		TB Scott 1 Williams 1													
QB															
WR J. Mitchell 5 Byrd 4		TE Dickson 14		RT		RG Hitt 13 H. Johnson 3 Miller 1		C Helms 26 Miller 2		LG H. Johnson 22 Helms 2		LT C. Black 27		WR LaFell 11 C. Mitchell 3 Toliver 2	
CB			LE T. Jackson 26			LT Alexander 4 Favorite 4 Nevis 2 Jean-Francois 1		RT Favorite 6 Alexander 4 Woods 1 Jean-Francois 1		RE K. Pittman 15		CB			
BUCK			MLB Beckwith 18 Cutrera 3			WILL Beckwith 5			DIME						
NICKLE McCray 3			SS			FS Taylor 13 McCray 1									

NOTE: Indicates only 2008 players

Defensive Career Starts

2007 Offensive Game-by-Game Starters

GAME	X	Z	LT	LG	C	RG	RT	TE	FB	TB	QB
at Mississippi St.	LaFell	Doucet	Black	H. Johnson	Helms	Hitt	Stewart	Zinger	Q. Johnson	Hester	Flynn
Virginia Tech	LaFell	Doucet	Black	H. Johnson	Helms	Hitt	Stewart	Zinger	C. Mitchell (3 wide)	Hester	Flynn
Middle Tennessee	LaFell	J. Mitchell	Black	H. Johnson	Helms	Hitt	Stewart	Dickson	C. Mitchell (3 wide)	Hester	Perrilloux
South Carolina	LaFell	J. Mitchell	Black	H. Johnson	Helms	Hitt	Stewart	Byrd (4 wide)	C. Mitchell (4 wide)	Hester	Flynn
at Tulane	LaFell	J. Mitchell	Black	H. Johnson	Helms	Hitt	Stewart	Dickson	Q. Johnson	Hester	Flynn
Florida	LaFell	J. Mitchell	Black	H. Johnson	Helms	Hitt	Stewart	Zinger	Q. Johnson	Hester	Flynn
at Kentucky	LaFell	J. Mitchell	Black	H. Johnson	Helms	Miller	Stewart	Zinger	Q. Johnson	Hester	Flynn
Auburn	LaFell	Doucet	Black	H. Johnson	Helms	Hitt	Stewart	Zinger	Q. Johnson	Hester	Flynn
at Alabama	Byrd	Doucet	Black	H. Johnson	Helms	Hitt	Stewart	Zinger	Toliver (3 wide)	Hester	Flynn
Louisiana Tech	LaFell	Doucet	Black	H. Johnson	Helms	Hitt	Stewart	Dickson	Toliver (3 wide)	Hester	Flynn
at Ole Miss	Zinger (2 TE)	Doucet	Black	H. Johnson	Helms	Hitt	Stewart	Dickson	Jordan	Hester	Flynn
Arkansas	Byrd	Doucet	Black	H. Johnson	Helms	Hitt	Stewart	Dickson	Zinger (2 TE)	Hester	Flynn
vs. Tennessee *	Byrd	Doucet	Black	H. Johnson	Helms	Hitt	Stewart	Zinger	Jordan	Hester	Perrilloux
vs. Ohio State ^	Byrd	Doucet	Black	H. Johnson	Helms	Hitt	Stewart	Zinger	LaFell (3 wide)	Hester	Flynn

2007 Defensive Game-by-Game Starters

GAME	LE	DT	DT	RE	WLB	MLB	BUCK	LCB	RCB	SS	FS
at Mississippi St.	T. Jackson	Dorsey	Alexander	Pittman	Highsmith	Beckwith	Sanders	Zenon	C. Jackson	Steltz	Taylor
Virginia Tech	T. Jackson	Dorsey	Alexander	Pittman	Highsmith	Beckwith	Sanders	Zenon	C. Jackson	Steltz	Taylor
Middle Tennessee	T. Jackson	Dorsey	Alexander	Pittman	Highsmith	Beckwith	Sanders	Zenon	C. Jackson	Steltz	Taylor
South Carolina	T. Jackson	Dorsey	Favorite	Pittman	Highsmith	Beckwith	Sanders	Zenon	C. Jackson	Steltz	Taylor
at Tulane	T. Jackson	Dorsey	Woods	Pittman	Highsmith	Beckwith	Sanders	Zenon	C. Jackson	Steltz	Taylor
Florida	T. Jackson	Dorsey	Favorite	Pittman	Highsmith	Beckwith	McCray (nickel)	Zenon	C. Jackson	Steltz	Taylor
at Kentucky	T. Jackson	Dorsey	Favorite	Pittman	Highsmith	Beckwith	McCray (nickel)	Zenon	C. Jackson	Steltz	Taylor
Auburn	T. Jackson	Dorsey	Favorite	Pittman	Highsmith	Beckwith	McCray (nickel)	Zenon	C. Jackson	Steltz	Taylor
at Alabama	T. Jackson	Dorsey	Favorite	Pittman	Highsmith	Beckwith	Sanders	Zenon	C. Jackson	Steltz	Taylor
Louisiana Tech	T. Jackson	Nevis	Dorsey	Pittman	Highsmith	Cutrera	Sanders	Zenon	C. Jackson	Steltz	Taylor
at Ole Miss	T. Jackson	Dorsey	Favorite	Pittman	Highsmith	Cutrera	Sanders	Zenon	C. Jackson	Steltz	Taylor
Arkansas	T. Jackson	Nevis	Dorsey	Pittman	Highsmith	Beckwith	Sanders	Zenon	C. Jackson	Steltz	Taylor
vs. Tennessee *	T. Jackson	Jean-Francois	Dorsey	Pittman	Highsmith	Beckwith	Sanders	Zenon	C. Jackson	Steltz	McCray
vs. Ohio State ^	T. Jackson	Dorsey	Jean-Francois	Pittman	Sanders	Beckwith	Highsmith	Zenon	C. Jackson	Steltz	Taylor

* - 2007 SEC Championship Game (Atlanta, Ga.)

^ - 2008 BCS National Championship Game (New Orleans, La.)





#2/2 LSU 45

Mississippi State 0

ESPN HD

F

Aug. 30, 2007 • Davis Wade Stadium • Starkville, Miss. • 50,112

Defense Overwhelms MSU in Win

LSU forced seven turnovers, including six interceptions, as the Tigers overwhelmed Mississippi State, 45-0, in the season opener for both teams. Matt Flynn, making his first regular season start at quarterback, directed a Tiger offense that didn't commit a turnover and racked up 45 points, the most by an LSU team in an SEC road game since scoring 63 points against Kentucky in Lexington in 1997. LSU took an early 3-0 lead on a 27-yard field goal by Colt David. The Tigers stretched the lead to 10-0 late in the second quarter on a 1-yard run by Keiland Williams. LSU increased the lead to 17-0 when Williams scored on a 1-yard run as time expired in the first half. LSU took the opening kickoff to start the second half and put together its best drive of the game, going 73 yards on six plays, capped with a Flynn-to-Early Doucet 11-yard TD pass to run the score to 24-0. Backup QB Ryan Perrilloux engineered a pair of fourth quarter TD drives for the final margin of 45-0. For the game, the Tiger defense limited Mississippi State to just 10 yards rushing and 136 yards passing. The Bulldogs managed just nine first downs, four of which came in the first half. Thirty-eight of LSU's 45 points came following an MSU turnover, including all 17 first-half points.

Scoring

LSU	3	14	14	14	- 45
MSU	0	0	0	0	- 0

LSU	6:28	1Q	David 27 FG
LSU	5:52	2Q	K. Williams 1 run (David kick)
LSU	0:00	2Q	K. Williams 1 run (David kick)
LSU	12:53	3Q	Doucet 11 pass from Flynn (David kick)
LSU	2:09	3Q	Scott 11 pass from Flynn (David kick)
LSU	8:20	4Q	Perrilloux 3 run (David kick)
LSU	5:45	4Q	LaFell 15 pass from Perrilloux (David kick)

Team Statistics

	LSU	MSU
FIRST DOWNS	22	9
RUSHING	11	2
PASSING	10	6
PENALTY	1	1
RUSHING ATTEMPTS	50	26
YARDS GAINED RUSHING	231	57
YARDS LOST RUSHING	33	47
NET YARDS RUSHING	198	10
NET YARDS PASSING	149	136
PASSES ATTEMPTED	22	33
PASSES COMPLETED	14	14
HAD INTERCEPTED	0	6
TOTAL OFFENSIVE PLAYS	72	59
TOTAL NET YARDS	347	146
AVERAGE GAIN PER PLAY	4.8	2.5
FUMBLES/LOST	0/0	3/1
PENALTIES/YARDS	8/60	7/39
INTERCEPTIONS/YARDS	6/122	0/0
PUNTS/YARDS	7/314	5/178
AVERAGE PER PUNT	44.9	35.6
PUNT RETURNS/YARDS	1/5	4/18
KICKOFF RETURNS/YARDS	1/26	7/131
POSSESSION TIME	32:45	27:15
THIRD-DOWN CONVERSIONS	6/14	3/14
FOURTH-DOWN CONVERSIONS	0/0	0/2
SACKS BY	4/37	3/19

LSU

RUSHING	ATT.	GAIN	LOST	NET	TD	LONG
Jacob Hester	14	72	4	68	0	17
Matt Flynn	11	63	21	42	0	21
Richard Murphy	6	36	1	35	0	21
Trindon Holliday	6	22	3	19	0	11
Keiland Williams	7	21	3	18	2	13
Ryan Perrilloux	3	12	0	12	1	8
Charles Scott	3	5	1	4	0	5

PASSING	ATT.	COMP	INT	YDS	TD	LONG	SACKS
Matt Flynn	19	12	0	128	2	19	3
Ryan Perrilloux	3	2	0	21	1	15	0

RECEIVING	NO.	YDS.	TD	LONG
Early Doucet	9	78	1	18
Terrance Toliver	1	19	0	19
Chris Mitchell	1	16	0	16
Brandon LaFell	1	15	1	15
Charles Scott	1	11	1	11
Jacob Hester	1	10	0	10

PUNTING	NO.	YDS.	AVG.	LONG	I20
Patrick Fisher	7	314	44.9	56	2

FIELD GOALS	ATT.	MADE	LONG	KICKS made:
Colt David	1	1	27	27

ALL RETURNS	PUNTS			KICKOFFS			INTERCEPTED		
	NO.	YDS.	LG.	NO.	YDS.	LG.	NO.	YDS.	LG.
Early Doucet	1	5	5	0	0	0	0	0	0
Craig Steltz	0	0	0	0	0	0	3	100	51
Jonathan Zenon	0	0	0	0	0	0	1	0	0
Curtis Taylor	0	0	0	0	0	0	1	22	22
Danny McCray	0	0	0	0	0	0	1	0	0
Trindon Holliday	0	0	0	1	26	26	0	0	0

Mississippi State

RUSHING	ATT.	GAIN	LOST	NET	TD	LONG
Anthony Dixon	13	35	6	29	0	10
Justin Williams	4	10	0	10	0	4
Christian Ducre	1	2	0	2	0	2
Wesley Carroll	3	2	8	-6	0	2
Michael Henig	4	8	30	-22	0	8


PASSING	ATT.	COMP	INT	YDS	TD	LONG	SACKS
Michael Henig	28	11	6	120	0	45	3
Wesley Carroll	5	3	0	16	0	12	1

RECEIVING	NO.	YDS.	TD	LONG
Arnil Stallworth	3	33	0	20
Lance Long	2	16	0	12
Christian Ducre	2	2	0	3
Tony Burks	1	45	0	45
Jason Husband	1	26	0	26
Jamayel Smith	1	11	0	11
Justin Williams	1	4	0	4
Jeremy Jones	1	0	0	0
Co-Eric Riley	1	0	0	0
Eric Butler	1	-1	0	0

PUNTING	NO.	YDS.	AVG.	LONG	I20
Blake McAdams	5	178	35.6	44	1

ALL RETURNS	PUNTS			KICKOFFS			INTERCEPTED		
	NO.	YDS.	LG.	NO.	YDS.	LG.	NO.	YDS.	LG.
Derek Pegues	3	14	6	4	86	30	0	0	0
Lance Long	1	4	4	0	0	0	0	0	0
Co-Eric Riley	0	0	0	3	45	16	0	0	0





#9/9 Virginia Tech 7

#2/2 LSU 48

ESPN HD

F

Sept. 8, 2007 • Tiger Stadium • Baton Rouge, La. • 92,739

Tigers Click On All Cylinders in Win

LSU scored on four of its first five possessions and the Tiger defense didn't allow Virginia Tech to cross midfield until the third quarter in a 48-7 victory over the Hokies. In a game that saw LSU dominate in all phases, the Tigers raced out to a 24-0 halftime lead and never looked back in a contest that was billed as a defensive battle. LSU set the tone early, taking the opening kickoff and going 87 yards on 10 plays, capped with a 3-yard run TD by Jacob Hester. After a three-and-out by the Hokies, LSU went 85 yards on eight plays on its next possession, capped with a 7-yard TD run by Matt Flynn to stretch the margin to 14-0. LSU blew the game open early in the third quarter when Keiland Williams used a spectacular 67-yard run to give the Tigers a 24-0 lead. The Hokies scored their only points in the contest late in the third quarter to cut the deficit to 27-7. However, it took the Tigers only three minutes to add another score, this time Ryan Perrilloux connected with Early Doucet on a 34-yard TD pass. LSU added a pair of fourth quarter TDs for the final margin. For the game, LSU racked up 598 yards of offense (297 rush, 301 pass), while limiting the Hokies to just 149 yards (71 rush, 78 pass).

Scoring

VT	0	0	7	0	-7
LSU	14	10	10	14	-48

LSU	10:46	1Q	Hester 3 run (David kick)
LSU	5:54	1Q	Flynn 7 run (David kick)
LSU	15:55	2Q	David 30 FG
LSU	11:55	2Q	K. Williams 67 run (David kick)
LSU	8:30	3Q	David 28 FG
VT	4:38	3Q	Taylor 1 run (Dunlevy kick)
LSU	1:36	3Q	Doucet 34 pass from Perrilloux (David kick)
LSU	9:29	4Q	K. Williams 32 run (David kick)
LSU	3:18	4Q	Toliver 28 pass from Perrilloux (David kick)

Team Statistics

	VT	LSU
FIRST DOWNS	11	28
RUSHING	4	10
PASSING	4	15
PENALTY	3	3
RUSHING ATTEMPTS	28	41
YARDS GAINED RUSHING	109	305
YARDS LOST RUSHING	38	8
NET YARDS RUSHING	71	297
NET YARDS PASSING	78	301
PASSES ATTEMPTED	9	22
PASSES COMPLETED	29	32
HAD INTERCEPTED	1	0
TOTAL OFFENSIVE PLAYS	57	73
TOTAL NET YARDS	149	598
AVERAGE GAIN PER PLAY	2.6	8.2
FUMBLES/LOST	1/0	0/0
PENALTIES/YARDS	7/65	7/62
INTERCEPTIONS/YARDS	0/0	1/11
PUNTS/YARDS	8/321	3/134
AVERAGE PER PUNT	40.1	44.7
PUNT RETURNS/YARDS	1/-1	0/0
KICKOFF RETURNS/YARDS	9/177	2/21
POSSESSION TIME	25:27	34:33
THIRD-DOWN CONVERSIONS	2/14	9/15
FOURTH-DOWN CONVERSIONS	1/2	0/0
SACKS BY	2/2	3/22

LSU

RUSHING	ATT.	GAIN	LOST	NET	TD	LONG
Keiland Williams	7	127	1	126	2	67
Jacob Hester	12	81	0	81	1	21
Trindon Holliday	4	36	4	32	0	22
Charles Scott	4	24	0	24	0	14
Ryan Perrilloux	4	21	0	21	0	9
Matt Flynn	7	14	2	12	1	7
Richard Murphy	2	2	0	2	0	1

PASSING	ATT.	COMP	INT	YDS	TD	LONG	SACKS
Matt Flynn	27	17	0	217	9	56	2
Ryan Perrilloux	5	5	0	84	2	34	0

RECEIVING	NO.	YDS.	TD	LONG
Brandon LaFell	7	125	0	56
Early Doucet	6	75	1	34
Demetrius Byrd	2	22	0	12
Keiland Williams	2	10	0	6
Jacob Hester	1	28	0	28
Terrance Toliver	1	28	1	28
Charles Scott	1	11	0	11
Trindon Holliday	1	3	0	3
Jared Mitchell	1	-1	0	0

PUNTING	NO.	YDS.	AVG.	LONG	I20
Patrick Fisher	3	134	44.7	61	2

FIELD GOALS	ATT.	MADE	LONG	KICKS
Colt David	2	2	30	made: 30, 28

ALL RETURNS	PUNTS			KICKOFFS			INTERCEPTED		
	NO.	YDS.	LG.	NO.	YDS.	LG.	NO.	YDS.	LG.
Early Doucet	0	0	0	1	18	18	0	0	0
Trindon Holliday	0	0	0	1	3	3	0	0	0
Craig Steltz	0	0	0	0	0	0	1	11	11

Virginia Tech

RUSHING	ATT.	GAIN	LOST	NET	TD	LONG
Tyrod Taylor	9	60	16	44	1	23
Branden Ore	14	40	12	28	0	9
Sean Glennon	2	8	6	2	0	8
Kenny Lewis	1	1	0	1	0	1
Carlton Weatherford	1	0	0	0	0	0
Eddie Royal	1	0	4	-4	0	0

PASSING	ATT.	COMP	INT	YDS	TD	LONG	SACKS
Tyrod Taylor	18	7	0	62	0	19	2
Sean Glennon	10	2	1	16	0	11	1
Eddie Royal	1	0	0	0	0	0	0

RECEIVING	NO.	YDS.	TD	LONG
Josh Morgan	4	20	0	13
Branden Ore	2	24	0	19
Chris Drager	1	14	0	14
Justin Harper	1	11	0	11
Ike Whitaker	1	9	0	9

PUNTING	NO.	YDS.	AVG.	LONG	I20
Brandon Bowden	8	321	40.1	44	4

ALL RETURNS	PUNTS			KICKOFFS			INTERCEPTED		
	NO.	YDS.	LG.	NO.	YDS.	LG.	NO.	YDS.	LG.
Eddie Royal	1	-1	0	5	137	41	0	0	0
Devin Perez	0	0	0	3	17	9	0	0	0
Brandon Dillard	0	0	0	1	23	23	0	0	0





Middle Tennessee 0

#2/2 LSU 44



F

Sept. 15, 2007 • Tiger Stadium • Baton Rouge, La. • 92,407

Defense, Perrilloux Lead LSU Past MTSU

LSU's defense put together another dominating performance and backup **Ryan Perrilloux** stepped in for an injured **Matt Flynn** at quarterback to lead the Tigers to a 44-0 win over Middle Tennessee. In his first collegiate start, Perrilloux connected on 20-of-25 passes for 298 yards and three TDs to pace an LSU offense that accounted for 505 yards against the Blue Raiders. The Tiger defense did its part as well, limiting Middle Tennessee to only nine first downs, nine rushing yards and just 90 yards of offense in pitching their second shutout of the year. The game was never in doubt as the Tigers opened with 10 first-quarter points and then stretched the lead to 17-0 early in the second quarter when Perrilloux connected with **Demetrius Byrd** on a 67-yard TD. The Tigers led 24-0 at halftime following a pair of **Colt David** field goals during the final three minutes of the first half. LSU scored three times in the third quarter - the first on an 18-yard TD pass from Perrilloux to **Brandon LaFell**. Perrilloux hit **Terrance Toliver** with a 15-yard TD pass less than two minutes later and then **Richard Murphy** capped the scoring for Tigers with an 8-yard run with 1:28 to play. **Jared Mitchell**, in his first collegiate start, led the Tigers in receiving with six catches for 82 yards.

Scoring

MTSU	0	0	0	0	- 0
LSU	10	13	21	0	- 44

LSU	10:36	1Q	David 29 FG
LSU	0:00	1Q	Scott 13 pass from Perrilloux (David kick)
LSU	9:47	2Q	Byrd 62 pass from Perrilloux (David kick)
LSU	3:04	2Q	David 35 FG
LSU	0:00	2Q	David 26 FG
LSU	9:07	3Q	LaFell 18 run (David kick)
LSU	8:01	3Q	Toliver 15 pass from Perrilloux (David kick)
LSU	1:28	3Q	Murphy 8 run (David kick)

Team Statistics

	MTSU	LSU
FIRST DOWNS	9	26
RUSHING	5	12
PASSING	3	14
PENALTY	1	0
RUSHING ATTEMPTS	37	40
YARDS GAINED RUSHING	85	226
YARDS LOST RUSHING	76	28
NET YARDS RUSHING	9	198
NET YARDS PASSING	81	307
PASSES ATTEMPTED	8	21
PASSES COMPLETED	15	28
HAD INTERCEPTED	0	1
TOTAL OFFENSIVE PLAYS	52	68
TOTAL NET YARDS	90	505
AVERAGE GAIN PER PLAY	1.7	7.4
FUMBLES/LOST	1/1	2/1
PENALTIES/YARDS	3/20	10/58
INTERCEPTIONS/YARDS	1/18	0/0
PUNTS/YARDS	8/299	1/41
AVERAGE PER PUNT	37.5	41.0
PUNT RETURNS/YARDS	0/0	2/10
KICKOFF RETURNS/YARDS	7/119	1/24
POSSESSION TIME	31:03	28:57
THIRD-DOWN CONVERSIONS	4/14	8/12
FOURTH-DOWN CONVERSIONS	0/2	0/0
SACKS BY	2/15	6/58

LSU

RUSHING	ATT.	GAIN	LOST	NET	TD	LONG
Jacob Hester	10	58	1	57	0	22
Ryan Perrilloux	8	52	15	37	0	16
Keiland Williams	5	30	0	30	0	11
Andrew Hatch	4	27	0	27	0	11
Brandon LaFell	1	18	0	18	1	18
Charles Scott	3	17	0	17	0	7
Richard Murphy	3	15	0	15	1	8
Trindon Holliday	3	9	5	4	0	5
TEAM	3	0	7	-7	0	0

PASSING	ATT.	COMP	INT	YDS	TD	LONG	SACKS
Ryan Perrilloux	25	20	1	298	3	62	2
Andrew Hatch	2	1	0	9	0	9	0

RECEIVING	NO.	YDS.	TD	LONG
Jared Mitchell	6	82	0	32
Brandon LaFell	3	47	0	19
Charles Scott	3	22	1	13
Demetrius Byrd	2	86	1	62
Richard Dickson	2	20	0	10
Terrance Toliver	1	15	1	15
Keiland Williams	1	14	0	14
Ricky Dixon	1	9	0	9
Keith Zinger	1	6	0	6
Jacob Hester	1	6	0	6

PUNTING	NO.	YDS.	AVG.	LONG	I20
Patrick Fisher	1	41	41.0	41	0

FIELD GOALS	ATT.	MADE	LONG	KICKS
Colt David	3	3	35	made: 29, 35, 26

ALL RETURNS	PUNTS			KICKOFFS			INTERCEPTED		
	NO.	YDS.	LG.	NO.	YDS.	LG.	NO.	YDS.	LG.
Jared Mitchell	2	10	8	0	0	0	0	0	0
Trindon Holliday	0	0	0	1	24	24	0	0	0

Middle Tennessee

RUSHING	ATT.	GAIN	LOST	NET	TD	LONG
Dwight Dasher	12	52	22	30	0	12
DeMarco McNair	8	16	8	8	0	6
Phillip Tanner	6	6	4	2	0	2
Marquise Branton	2	2	2	0	0	2
Desmond Gee	2	3	4	-1	0	3
Joe Craddock	7	6	36	-30	0	5

PASSING	ATT.	COMP	INT	YDS	TD	LONG	SACKS
Joe Craddock	11	6	0	59	0	14	4
Dwight Dasher	4	2	0	22	0	19	2

RECEIVING	NO.	YDS.	TD	LONG
DeMarco McNair	2	25	0	14
Patrick Huneycutt	2	21	0	12
Wes Caldwell	1	19	0	19
Phillip Tanner	1	8	0	8
Michael Cannon	1	5	0	5
Bobby Williams	1	3	0	3

PUNTING	NO.	YDS.	AVG.	LONG	I20
David DeFatta	8	299	37.4	52	1

ALL RETURNS	PUNTS			KICKOFFS			INTERCEPTED		
	NO.	YDS.	LG.	NO.	YDS.	LG.	NO.	YDS.	LG.
Dana Stewart	0	0	0	0	0	0	1	18	18
Desmond Gee	0	0	0	7	119	21	0	0	0





#12/14 South Carolina **16**

#2/2 LSU **28**



F

Sept. 22, 2007 • Tiger Stadium • Baton Rouge, La. • 92,530

Defense, Special Teams Lead LSU

Another stout defensive performance, to go along with some first half special teams trickery, was too much for South Carolina to overcome as LSU posted a 28-16 win. South Carolina actually led early in the contest, scoring the first, first-half points against LSU on the year with a 1-yard TD run by Mike Davis at the 2:46 mark in the first quarter. The Tigers, who hadn't trailed until falling behind the Gamecocks, responded on their next possession, using the speed of **Trindon Holliday** to go 69 yards on four plays, capped with a 33-yard TD run by Holliday, to tie the score at 7-7. LSU took the lead for good early in the second quarter when **Matt Flynn** hit **Richard Dickson** on a 1-yard TD pass to cap a nine-play, 69-yard drive. Following an interception by **Danny McCray**, LSU drove to the South Carolina 15-yard line where the drive stalled and forced what appeared to be a field goal attempt with just over a minute left in the first half. However, with South Carolina bringing a heavy rush, holder Flynn flipped the ball over his shoulder on the fake field goal attempt, right into the hands of placekicker **Colt David**, who raced 15 yards for his first career TD and a 21-7 LSU lead at halftime. The Tigers stretched the margin to 28-7 midway through the third quarter on a 9-yard run by **Jacob Hester**. The Gamecocks added a field goal and a late touchdown to make the margin appear much closer than it actually was. Holliday rushed for a career-best 73 yards and a score.

Scoring

USC	7	0	0	9	- 16
LSU	7	14	7	0	- 28

USC	2:46	1Q	Davis 1 run (Succop kick)
LSU	1:16	1Q	Holliday 33 run (David kick)
LSU	12:13	2Q	Dickson 1 pass from Flynn (David kick)
LSU	1:10	2Q	David 15 run (David kick)
LSU	6:02	3Q	Hester 9 run (David kick)
USC	7:44	4Q	Succop 23 FG
USC	1:41	4Q	McKinley 1 pass from Smelley (pass failed)

Team Statistics

	USC	LSU
FIRST DOWNS	16	19
RUSHING	1	16
PASSING	13	3
PENALTY	2	0
RUSHING ATTEMPTS	27	50
YARDS GAINED RUSHING	50	312
YARDS LOST RUSHING	33	22
NET YARDS RUSHING	17	290
NET YARDS PASSING	244	70
PASSES ATTEMPTED	19	8
PASSES COMPLETED	42	20
HAD INTERCEPTED	2	1
TOTAL OFFENSIVE PLAYS	69	70
TOTAL NET YARDS	261	360
AVERAGE GAIN PER PLAY	3.8	5.1
FUMBLES/LOST	2/1	3/0
PENALTIES/YARDS	2/20	5/39
INTERCEPTIONS/YARDS	1/0	2/0
PUNTS/YARDS	5/224	7/267
AVERAGE PER PUNT	44.8	38.1
PUNT RETURNS/YARDS	1/19	2/9
KICKOFF RETURNS/YARDS	5/122	3/50
POSSESSION TIME	27:09	32:51
THIRD-DOWN CONVERSIONS	8/16	4/14
FOURTH-DOWN CONVERSIONS	0/2	1/1
SACKS BY	1/6	3/26

LSU

RUSHING	ATT.	GAIN	LOST	NET	TD	LONG
Jacob Hester	17	88	0	88	1	15
Trindon Holliday	6	73	0	73	1	33
Ryan Perrilloux	8	62	3	59	0	23
Keiland Williams	7	33	0	33	0	14
Richard Murphy	3	22	7	15	0	22
Colt David	1	15	0	15	1	15
Charles Scott	1	7	0	7	0	7
Matt Flynn	4	12	6	6	0	6
TEAM	3	0	6	-6	0	0

PASSING	ATT.	COMP	INT	YDS	TD	LONG	SACKS
Matt Flynn	19	8	1	70	1	24	1
Ryan Perrilloux	1	0	0	0	0	0	0

RECEIVING	NO.	YDS.	TD	LONG
Richard Dickson	4	39	1	24
Brandon LaFell	2	16	0	10
Quinn Johnson	1	9	0	9
Jared Mitchell	1	6	0	6

PUNTING	NO.	YDS.	AVG.	LONG	I20
Patrick Fisher	6	245	40.8	51	0
TEAM	1	22	22.0	22	0

FIELD GOALS	ATT.	MADE	LONG	KICKS
Colt David	1	0	--	missed: 42

ALL RETURNS	PUNTS			KICKOFFS			INTERCEPTED		
	NO.	YDS.	LG.	NO.	YDS.	LG.	NO.	YDS.	LG.
Jared Mitchell	2	9	6	0	0	0	0	0	0
Chevis Jackson	0	0	0	0	0	0	1	0	0
Danny McCray	0	0	0	0	0	0	1	0	0
Trindon Holliday	0	0	0	1	20	20	0	0	0
Keiland Williams	0	0	0	2	30	23	0	0	0

South Carolina

RUSHING	ATT.	GAIN	LOST	NET	TD	LONG
Cory Boyd	18	24	7	17	0	6
Kenny McKinley	2	16	0	16	0	7
Mike Davis	4	10	0	10	1	5
Chris Smelley	1	0	7	-7	0	0
Blake Mitchell	2	0	19	-19	0	0

PASSING	ATT.	COMP	INT	YDS	TD	LONG	SACKS
Chris Smelley	26	12	1	174	1	45	1
Blake Mitchell	16	7	1	70	0	21	2

RECEIVING	NO.	YDS.	TD	LONG
Kenny McKinley	6	25	1	8
Cory Boyd	4	66	0	24
Weslye Saunders	4	32	0	11
Mike Davis	3	77	0	45
Moe Brown	1	27	0	27
Jared Cook	1	17	0	17

PUNTING	NO.	YDS.	AVG.	LONG	I20
Ryan Succop	5	224	44.8	50	1

FIELD GOALS	ATT.	MADE	LONG	KICKS
Ryan Succop	1	1	23	made: 23

ALL RETURNS	PUNTS			KICKOFFS			INTERCEPTED		
	NO.	YDS.	LG.	NO.	YDS.	LG.	NO.	YDS.	LG.
Kenny McKinley	1	19	19	0	0	0	0	0	0
Chris Culliver	0	0	0	1	44	44	0	0	0
Chris Hampton	0	0	0	0	0	0	1	0	0
Captain Munnerlyn	0	0	0	4	78	23	0	0	0





#2/2 LSU **34**

Tulane **9**

ESPN2HD

F



Sept. 29, 2007 • Louisiana Superdome • New Orleans, La. • 58,769

Tigers Overcome Slow Start in Win

LSU erupted for 24 second-half points as the Tigers overcame a slow start to post a 34-9 non-conference win over Tulane. Matt Flynn threw for 258 yards, while Charles Scott added 53 yards and a pair of second half scores to aid the Tiger victory. LSU didn't show any signs of being sluggish early in the game as it took only two plays on their second possession to take a 7-0 lead on a Jacob Hester 3-yard run. However, a series of penalties and poor offensive execution plagued the Tigers for the rest of the first half. Tulane actually took a lead, albeit brief, on a 5-yard run by Andre Anderson at the 1:40 mark in the second quarter. It marked the first time all year that LSU trailed in the second quarter of a game. The Tigers responded, however, going 37 yards on nine plays, capped with a 37-yard field goal by Colt David just before halftime to lead 10-9 at the break. In the second half, it was all LSU as the Tigers limited the Green Wave to only 101 total yards over the final two quarters. LSU's offense finally got on track in the second half, scoring 24 unanswered points, including runs of 35 and three yards by Scott. After managing just 127 yards in the first half, the Tigers doubled that output in the second half with 264 yards.

Scoring

LSU	7	3	10	14	- 34
Tulane	0	9	0	0	- 9

LSU	10:56	1Q	Hester 3 run (David kick)
TU	5:56	2Q	Team Safety
TU	1:40	2Q	Anderson 5 run (Thevenot kick)
LSU	0:03	2Q	David 36 FG
LSU	8:51	3Q	David 33 FG
LSU	5:53	3Q	Hester 1 run (David kick)
LSU	12:00	4Q	Scott 35 run (David kick)
LSU	8:49	4Q	Scott 3 run (David kick)

Team Statistics

	LSU	TU
FIRST DOWNS	16	12
RUSHING	7	6
PASSING	9	6
PENALTY	0	0
RUSHING ATTEMPTS	38	33
YARDS GAINED RUSHING	184	117
YARDS LOST RUSHING	50	29
NET YARDS RUSHING	134	88
NET YARDS PASSING	257	139
PASSES ATTEMPTED	32	32
PASSES COMPLETED	17	12
HAD INTERCEPTED	1	1
TOTAL OFFENSIVE PLAYS	70	65
TOTAL NET YARDS	391	227
AVERAGE GAIN PER PLAY	5.6	3.5
FUMBLES/LOST	1/0	2/2
PENALTIES/YARDS	15/91	4/23
INTERCEPTIONS/YARDS	1/0	1/0
PUNTS/YARDS	5/233	10/389
AVERAGE PER PUNT	46.6	38.9
PUNT RETURNS/YARDS	4/25	2/8
KICKOFF RETURNS/YARDS	2/64	8/107
POSSESSION TIME	31:34	28:26
THIRD-DOWN CONVERSIONS	8/17	6/17
FOURTH-DOWN CONVERSIONS	0/0	0/0
SACKS BY	2/13	6/44

LSU

RUSHING	ATT.	GAIN	LOST	NET	TD	LONG
Charles Scott	6	53	0	53	2	35
Richard Murphy	6	37	2	35	0	9
Jacob Hester	10	34	1	33	2	14
Keiland Williams	4	21	2	19	0	14
Trindon Holliday	3	20	1	19	0	12
Ryan Perrilloux	2	14	0	14	0	10
Matt Flynn	7	5	44	-39	0	5

PASSING	ATT.	COMP	INT	YDS	TD	LONG	SACKS
Matt Flynn	29	16	1	258	0	43	6
Ryan Perrilloux	3	1	0	-1	0	0	0

RECEIVING	NO.	YDS.	TD	LONG
Brandon LaFell	4	76	0	43
Demetrius Byrd	3	69	0	39
Chris Mitchell	3	32	0	16
Richard Dickson	2	25	0	19
Richard Murphy	2	0	0	1
Terrance Toliver	1	38	0	38
Jared Mitchell	1	17	0	17
Trindon Holliday	1	0	0	0

PUNTING	NO.	YDS.	AVG.	LONG	I20
Patrick Fisher	4	193	48.2	54	0
Josh Jasper	1	40	40.0	40	1

FIELD GOALS	ATT.	MADE	LONG	KICKS
Colt David	3	2	36	made: 36, 33; missed: 37

ALL RETURNS	NO.	YDS.	LG.	PUNTS	KICKOFFS	INTERCEPTED
Chad Jones	3	25	11	0	0	0
Trindon Holliday	0	0	0	2	64	38
Chevis Jackson	0	0	0	0	0	1

Tulane

RUSHING	ATT.	GAIN	LOST	NET	TD	LONG
Matt Forte	16	74	1	73	0	21
Andre Anderson	7	20	2	18	1	6
Anthony Scelfo	7	22	18	4	0	10
Shannon Davis	3	1	8	-7	0	1

PASSING	ATT.	COMP	INT	YDS	TD	LONG	SACKS
Anthony Scelfo	26	11	1	117	0	24	2
Kevin Moore	5	1	0	22	0	22	0

RECEIVING	NO.	YDS.	TD	LONG
Gabe Ratcliff	4	55	0	24
Brian King	4	32	0	22
Matt Forte	1	21	0	21
Michael Batiste	1	20	0	20
Kenneth Guidroz	1	11	0	11
Jeremy McKinney	1	0	0	0

PUNTING	NO.	YDS.	AVG.	LONG	I20
Ross Thevenot	10	389	38.9	55	4

ALL RETURNS	NO.	YDS.	LG.	PUNTS	KICKOFFS	INTERCEPTED
Casey Robotom	2	8	5	0	0	0
Matt Forte	0	0	0	1	11	11
Jordan Ellis	0	0	0	1	10	10
Ade Tuyo	0	0	0	1	13	13
Fred Smith	0	0	0	3	33	12
David Skehan	0	0	0	0	0	1
Shannon Davis	0	0	0	2	40	25






#7/9 Florida 24

#1/2 LSU 28



F



Oct. 6, 2007 • Tiger Stadium • Baton Rouge, La. • 92,910

Hester, LSU Will Themselves To Win

In what was called an epic battle of two college football heavyweights, LSU willed itself, behind the play of Jacob Hester and the gutsy play calling of Les Miles, to a 28-24 win over Florida. Trailing 24-14 entering fourth quarter, the Tiger offense dominated the final 15 minutes of the game, possessing the ball for 12 minutes and scoring 14 points. LSU took its first and only lead of the contest on its last possession of the game, going 60 yards on 15 plays, capped with a 2-yard Hester TD run that put the Tigers up 28-24 with just over a minute left. LSU's defense turned away Florida on its final possession to seal the victory in front of a school-record 92,910 fans. Florida wasted little time in jumping on the Tigers, taking a 10-0 lead early in the second quarter. The Tigers pulled to within three on a 1-yard run by Ryan Perrilloux, but the Gators answered right back to a take a 17-7 lead at halftime. The second half was all LSU as the Tigers held the powerful Gators to only seven points and 142 yards of offense. LSU used a Kirston Pittman interception early in the fourth quarter to pull within 24-21 following a 4-yard pass from Matt Flynn to Demetrius Byrd. The Tigers held the Gators to a three-and-out on their next possession, setting up the game-winning drive.

Scoring

Florida	3	14	7	0	- 24
LSU	0	7	7	14	- 28

UF	11:19	1Q	Ijjas 31 FG
UF	13:45	2Q	Moore 2 pass from Tebow (Ijjas kick)
LSU	6:08	2Q	Perrilloux 1 run (David kick)
UF	2:23	2Q	Tebow 9 run (Ijjas kick)
LSU	7:49	3Q	K. Williams 4 run (David kick)
UF	5:16	3Q	Ingram 37 pass from Tebow (Ijjas kick)
LSU	10:15	4Q	Byrd 4 pass from Flynn (David kick)
LSU	1:09	4Q	Hester 2 run (David kick)

Team Statistics

	UF	LSU
FIRST DOWNS	19	25
RUSHING	9	13
PASSING	7	11
PENALTY	3	1
RUSHING ATTEMPTS	32	52
YARDS GAINED RUSHING	165	253
YARDS LOST RUSHING	9	6
NET YARDS RUSHING	156	247
NET YARDS PASSING	158	144
PASSES ATTEMPTED	26	28
PASSES COMPLETED	12	14
HAD INTERCEPTED	1	1
TOTAL OFFENSIVE PLAYS	58	80
TOTAL NET YARDS	314	391
AVERAGE GAIN PER PLAY	5.4	4.9
FUMBLES/LOST	2/1	0/0
PENALTIES/YARDS	2/8	7/61
INTERCEPTIONS/YARDS	1/10	1/0
PUNTS/YARDS	2/74	2/98
AVERAGE PER PUNT	37.0	49.0
PUNT RETURNS/YARDS	1/17	0/0
KICKOFF RETURNS/YARDS	3/24	4/89
POSSESSION TIME	24:08	35:52
THIRD-DOWN CONVERSIONS	6/9	8/17
FOURTH-DOWN CONVERSIONS	0/0	5/5
SACKS BY	0/0	2/8
	4/37	3/19

LSU

RUSHING	ATT.	GAIN	LOST	NET	TD	LONG
Jacob Hester	23	106	0	106	1	19
Keiland Williams	9	52	6	46	1	21
Trindon Holliday	6	33	0	33	0	16
Matt Flynn	4	30	0	30	0	15
Ryan Perrilloux	6	23	0	23	1	9
Charles Scott	4	9	0	9	0	4

PASSING	ATT.	COMP	INT	YDS	TD	LONG	SACKS
Matt Flynn	27	14	1	144	1	18	0
Ryan Perrilloux	1	0	0	0	0	0	0

RECEIVING	NO.	YDS.	TD	LONG
Brandon LaFell	6	73	0	16
Demetrius Byrd	3	20	1	12
Jared Mitchell	2	30	0	18
Richard Dickson	1	14	0	14
Charles Scott	1	6	0	6
Keiland Williams	1	1	0	1

PUNTING	NO.	YDS.	AVG.	LONG	I20
Patrick Fisher	2	98	49.0	55	0

FIELD GOALS	ATT.	MADE	LONG	KICKS
Colt David	2	0	--	missed: 43, 37

ALL RETURNS	PUNTS			KICKOFFS			INTERCEPTED		
	NO.	YDS.	LG.	NO.	YDS.	LG.	NO.	YDS.	LG.
Keiland Williams	0	0	0	3	57	22	0	0	0
Kirston Pittman	0	0	0	0	0	0	1	0	0
Trindon Holliday	0	0	0	1	32	32	0	0	0

Florida

RUSHING	ATT.	GAIN	LOST	NET	TD	LONG
Kestahn Moore	12	79	0	79	9	17
Tim Tebow	16	75	8	67	1	21
Percy Harvin	3	11	0	11	0	6
TEAM	1	0	1	-1	0	0

PASSING	ATT.	COMP	INT	YDS	TD	LONG	SACKS
Tim Tebow	26	12	1	158	2	37	2


RECEIVING	NO.	YDS.	TD	LONG
Percy Harvin	4	58	0	27
Louis Murphy	3	26	0	12
Cornelius Ingram	2	43	1	37
Kestahn Moore	2	21	1	19
Andre Caldwell	1	10	0	10

PUNTING	NO.	YDS.	AVG.	LONG	I20
Chas Henry	2	74	37.0	40	1

FIELD GOALS	ATT.	MADE	LONG	KICKS
Joey Ijjas	1	1	31	made: 31

ALL RETURNS	PUNTS			KICKOFFS			INTERCEPTED		
	NO.	YDS.	LG.	NO.	YDS.	LG.	NO.	YDS.	LG.
Brandon James	1	17	17	2	24	17	0	0	0
Joe Hayden	0	0	0	0	0	0	1	10	10





#1/1 LSU 37

#17/18 Kentucky 43

F-30T



Oct. 13, 2007 • Commonwealth Stadium • Lexington, Ky. • 70,902

LSU Drops Triple-Overtime Battle

Charles Scott was stopped short on 4th-and-2 in the third overtime as LSU had its 13-game winning streak snapped in a 43-37 loss at Kentucky. Trailing 43-37 after Kentucky scored on its third overtime possession, the Tigers couldn't convert, sending the Wildcats to their first win over a No. 1-ranked team since 1964. With the game tied at 27-27 at the end of regulation, the teams traded TDs during the first overtime and exchanged field goals in the second overtime before Andre Woodson connected with Steve Johnson for a 7-yard TD in the third overtime. LSU led early in the game, taking a 17-7 advantage following a 13-yard TD run by Scott. The Wildcats used a five-play, 78-yard drive that spanned just 37 seconds to pull to within 17-14 at halftime. LSU extended the lead to 27-14 late in the third quarter following a 30-yard field goal by Colt David. The Wildcats responded with 13 unanswered points to tie the game at 27-27 on a 27-yard field goal with 2:47 left. LSU drove to the UK 40-yard line late in regulation but David's 57-yard field goal attempt sailed just left to force overtime.

Scoring

LSU	0	17	10	0 - 7 - 3 - 0 - 37
Kentucky	7	7	7	6 - 7 - 3 - 6 - 43

UK	2:49	1Q	Drake 2 pass from Woodson (Seiber kick)
LSU	14:55	2Q	Scott 1 run (David kick)
LSU	5:42	2Q	David 31 FG
LSU	1:48	2Q	Scott 13 run (David kick)
UK	1:04	2Q	Woodson 12 run (Seiber kick)
LSU	9:12	3Q	Dickson 4 pass from Flynn (David kick)
LSU	3:49	3Q	David 30 FG
UK	1:13	3Q	Tamme 8 pass from Woodson (Seiber kick)
UK	7:57	4Q	Seiber 33 FG
UK	4:21	4Q	Seiber 27 FG
UK	--	OT	Locke 1 run (Seiber kick)
LSU	--	OT	Murphy 2 run (David kick)
LSU	--	OT	David 38 FG
UK	--	OT	Seiber 43 FG
UK	--	OT	Johnson 7 pass from Woodson (Seiber kick)

Team Statistics

	LSU	UK
FIRST DOWNS	22	24
RUSHING	12	8
PASSING	7	13
PENALTY	3	3
RUSHING ATTEMPTS	50	41
YARDS GAINED RUSHING	287	135
YARDS LOST RUSHING	26	10
NET YARDS RUSHING	261	125
NET YARDS PASSING	142	250
PASSES ATTEMPTED	37	38
PASSES COMPLETED	18	21
HAD INTERCEPTED	1	2
TOTAL OFFENSIVE PLAYS	87	79
TOTAL NET YARDS	403	375
AVERAGE GAIN PER PLAY	4.6	4.7
FUMBLES/LOST	0/0	3/0
PENALTIES/YARDS	12/103	7/62
INTERCEPTIONS/YARDS	2/0	1/0
PUNTS/YARDS	4/135	3/142
AVERAGE PER PUNT	33.8	47.3
PUNT RETURNS/YARDS	0/0	1/1
KICKOFF RETURNS/YARDS	3/86	6/140
POSSESSION TIME	33:05	26:12
THIRD-DOWN CONVERSIONS	8/19	9/17
FOURTH-DOWN CONVERSIONS	1/2	1/1
SACKS BY	0/0	3/15

LSU

RUSHING	ATT.	GAIN	LOST	NET	TD	LONG
Charles Scott	7	94	0	94	2	55
Jacob Hester	18	62	1	61	0	11
Matt Flynn	10	71	18	53	0	22
Trindon Holliday	5	28	4	24	0	17
Ryan Perrilloux	5	17	2	15	0	10
Richard Murphy	3	10	0	10	1	5
Keiland Williams	1	5	0	5	0	5
Terrance Toliver	1	0	1	-1	0	0

PASSING	ATT.	COMP	INT	YDS	TD	LONG	SACKS
Matt Flynn	35	17	1	130	1	18	3
Ryan Perrilloux	2	1	0	12	0	12	0

RECEIVING	NO.	YDS.	TD	LONG
Brandon LaFell	4	42	0	18
Richard Dickson	4	33	1	12
Richard Murphy	2	22	0	14
Jared Mitchell	2	9	0	9
Charles Scott	2	6	0	5
Demetrius Byrd	1	13	0	13
Chris Mitchell	1	8	0	8
Keiland Williams	1	5	0	5
Jacob Hester	1	4	0	4

PUNTING	NO.	YDS.	AVG.	LONG	I20
Patrick Fisher	4	135	33.8	43	1

FIELD GOALS	ATT.	MADE	LONG	KICKS
Colt David	4	3	38	made: 31, 30, 38; missed: 57

ALL RETURNS	PUNTS			KICKOFFS			INTERCEPTED		
	NO.	YDS.	LG.	NO.	YDS.	LG.	NO.	YDS.	LG.
Keiland Williams	0	0	0	1	25	25	0	0	0
Chevis Jackson	0	0	0	0	0	0	1	0	0
Chad Jones	0	0	0	0	0	0	1	0	0
Trindon Holliday	0	0	0	2	61	44	0	0	0

Kentucky

RUSHING	ATT.	GAIN	LOST	NET	TD	LONG
Derrick Locke	20	69	5	64	1	17
Tony Dixon	17	50	5	45	0	11
Andre Woodson	3	16	0	16	1	12

PASSING	ATT.	COMP	INT	YDS	TD	LONG	SACKS
Andre Woodson	38	21	2	250	3	51	0

RECEIVING	NO.	YDS.	TD	LONG
Steve Johnson	7	134	1	51
Dicky Lyons	6	49	0	14
Jacob Tamme	3	33	1	14
Keenan Burton	2	13	0	9
Tony Dixon	1	18	0	18
T.C. Drake	1	2	1	2
Maurice Grinter	1	1	0	10

PUNTING	NO.	YDS.	AVG.	LONG	I20
Tim Masthay	3	142	47.3	59	1

FIELD GOALS	ATT.	MADE	LONG	KICKS
Lones Seiber	3	3	43	made: 33, 27, 43

ALL RETURNS	PUNTS			KICKOFFS			INTERCEPTED		
	NO.	YDS.	LG.	NO.	YDS.	LG.	NO.	YDS.	LG.
Keenan Burton	0	0	0	5	122	33	0	0	0
DeMoreo Ford	1	1	1	0	0	0	0	0	0
Derrick Locke	0	0	0	1	18	18	0	0	0





#17/18 Auburn 24

#5/5 LSU 30

ESPN HD

F



Oct. 20, 2007 • Tiger Stadium • Baton Rouge, La. • 92,630

Last Second Heroics Lift LSU

Matt Flynn connected with Demetrius Byrd on a 22-yard TD pass with one second left to lift LSU to a 30-24 win over Auburn. The TD capped a comeback that saw the Tigers rally from deficits of 17-7 at halftime and 24-23 with just over three minutes left in the contest. It also marked the third-straight game in which the outcome was decided on LSU's final possession. Trailing 24-23 with 3:13 left in the game, Flynn guided LSU on a nine-play, 58-yard drive capped with his TD pass to Byrd. Flynn rushed for 19 yards, including runs of 10 and seven yards, on the final drive and threw for another 23 on LSU's final possession. LSU started slow against Auburn, falling behind 17-7 at halftime. LSU closed the gap to 17-13 in the third quarter following field goals of 29 and 26 yards by Colt David. LSU took its first lead of the game at 20-17 on a 5-yard TD pass from Flynn to Jacob Hester with 12:55 left to go. Another David field goal extended the LSU lead to 23-17 with 8:12 remaining. Auburn regained the lead at 24-23 following a 9-play, 83-yard drive with just over three minutes left, setting up LSU's last second heroics.

Scoring

Auburn	7	10	0	7	- 24
LSU	7	0	6	17	- 30

AU	10:10	1Q	Billings 17 pass from Cox (Byrum kick)
LSU	3:19	1Q	K. Williams 46 pass from Flynn (David kick)
AU	9:34	2Q	Stewart 1 run (Byrum kick)
AU	1:40	2Q	Byrum 22 FG
LSU	11:21	3Q	David 29 FG
LSU	2:03	3Q	David 26 FG
LSU	12:55	4Q	Hester 5 pass from Flynn (David kick)
LSU	8:12	4Q	David 33 FG
AU	3:21	4Q	Smith 3 pass from Cox (Byrum kick)
LSU	0:01	4Q	Byrd 22 pass from Flynn (Byrum kick)

Team Statistics

	AU	LSU
FIRST DOWNS	16	23
RUSHING	6	11
PASSING	9	11
PENALTY	1	1
RUSHING ATTEMPTS	35	33
YARDS GAINED RUSHING	113	192
YARDS LOST RUSHING	16	23
NET YARDS RUSHING	97	169
NET YARDS PASSING	199	319
PASSES ATTEMPTED	28	35
PASSES COMPLETED	18	22
HAD INTERCEPTED	0	1
TOTAL OFFENSIVE PLAYS	63	68
TOTAL NET YARDS	296	488
AVERAGE GAIN PER PLAY	4.7	7.2
FUMBLES/LOST	0/0	3/1
PENALTIES/YARDS	3/20	5/35
INTERCEPTIONS/YARDS	1/8	0/0
PUNTS/YARDS	7/302	4/208
AVERAGE PER PUNT	43.1	52.0
PUNT RETURNS/YARDS	0/0	4/35
KICKOFF RETURNS/YARDS	7/135	3/6
POSSESSION TIME	32:44	27:16
THIRD-DOWN CONVERSIONS	6/14	7/15
FOURTH-DOWN CONVERSIONS	0/0	0/0
SACKS BY	2/18	2/9

LSU

RUSHING	ATT.	GAIN	LOST	NET	TD	LONG
Jacob Hester	9	51	1	50	0	20
Matt Flynn	10	52	18	34	0	18
Charles Scott	5	30	2	28	0	17
Terrance Toliver	1	17	0	17	0	17
Trindon Holliday	1	17	0	17	0	17
Ryan Perrilloux	4	13	2	11	0	5
Richard Murphy	2	6	0	6	0	3
Keiland Williams	1	6	0	6	0	6

PASSING	ATT.	COMP	INT	YDS	TD	LONG	SACKS
Matt Flynn	34	22	1	319	3	58	2
Ryan Perrilloux	1	0	0	0	0	0	0

RECEIVING	NO.	YDS.	TD	LONG
Early Doucet	7	93	0	33
Demetrius Byrd	3	89	1	58
Richard Dickson	3	31	0	25
Brandon LaFell	3	18	0	13
Terrance Toliver	2	19	0	13
Jacob Hester	2	6	1	5
Keiland Williams	1	46	1	46
Richard Murphy	1	17	0	17

PUNTING	NO.	YDS.	AVG.	LONG	I20
Patrick Fisher	4	208	52.0	55	1

FIELD GOALS	ATT.	MADE	LONG	KICKS
Colt David	3	3	33	made: 29, 26, 33

ALL RETURNS	PUNTS			KICKOFFS			INTERCEPTED		
	NO.	YDS.	LG.	NO.	YDS.	LG.	NO.	YDS.	LG.
Chad Jones	4	35	16	0	0	0	0	0	0
Jared Mitchell	0	0	0	1	3	3	0	0	0
Lazarus Levingston	0	0	0	1	2	2	0	0	0
Kelvin Sheppard	0	0	0	1	1	1	0	0	0

Auburn

RUSHING	ATT.	GAIN	LOST	NET	TD	LONG
Brad Lester	16	69	1	68	0	13
Ben Tate	10	21	4	17	0	6
Brandon Cox	6	21	9	12	0	9
Carl Stewart	1	1	0	1	1	1
Kodi Burns	1	1	0	1	0	1
Team	1	0	2	-2	0	0


PASSING	ATT.	COMP	INT	YDS	TD	LONG	SACKS
Brandon Cox	28	18	0	199	2	31	2

RECEIVING	NO.	YDS.	TD	LONG
Montez Billings	6	78	1	31
Rodgeriqus Smith	6	56	1	19
Brad Lester	5	56	0	18
Mario Fannin	1	9	0	9

PUNTING	NO.	YDS.	AVG.	LONG	I20
Ryan Shoemaker	5	210	42.0	53	2
Patrick Tatum	2	92	46.0	46	0

ALL RETURNS	PUNTS			KICKOFFS			INTERCEPTED		
	NO.	YDS.	LG.	NO.	YDS.	LG.	NO.	YDS.	LG.
Brad Lester	0	0	0	2	32	18	0	0	0
Mario Fannin	0	0	0	3	53	26	0	0	0
Cole Bennett	0	0	0	1	15	15	0	0	0
Patrick Lee	0	0	0	1	35	35	1	8	8





#3/3 LSU 41
#17/18 Alabama 34



F

Nov. 3, 2007 • Bryant-Denny Stadium • Tuscaloosa, Ala. • 92,138

Cardiac Tigers Rally For Victory

For the third time in four games, LSU rallied from a fourth-quarter deficit to win, scoring with just over a minute left to beat Alabama, 41-34. **Jacob Hester's** 1-yard TD plunge with 1:26 left capped a comeback that saw LSU score 14 points, which also included a 32-yard catch-and-run TD by **Early Doucet** on fourth-down at the 2:49 mark, in the closing minutes to record the victory. Hester's game winner came just seconds after **Chad Jones** sacked John Parker Wilson, forcing a fumble that was recovered on the 3-yard line by **Curtis Taylor**. It didn't appear LSU would need any fourth quarter drama to defeat former coach Nick Saban, as the Tigers scored on their first three possessions to build a 17-3 lead on a 1-yard run by Hester just four seconds into the second quarter. However, a series of penalties, breakdowns and three interceptions put Alabama back in the game as the Crimson Tide scored 17 unanswered points to take a 20-17 lead at halftime. Alabama stretched its lead to 27-17 late in the third quarter before the Tigers struck back less than a minute later when **Matt Flynn** hit **Demetrius Byrd** with a 61-yard TD pass to pull LSU to within three, 27-24. A **Colt David** 49-yard field goal tied the score at 27-27 with 11:23 to play. Alabama regained the lead at 34-27 on a 61-yard punt return with just over seven minutes left to set up LSU's late fourth-quarter drama.

Scoring

LSU	10	7	7	17	-41
Alabama	3	17	7	7	-34

UA	12:30	1Q	Tiffin 36 FG
LSU	6:05	1Q	David 43 FG
LSU	4:30	1Q	Doucet 10 pass from Flynn (David kick)
LSU	14:56	2Q	Hester 1 run (David kick)
UA	11:03	2Q	DJ Hall 67 pass from Wilson (Tiffin kick)
UA	6:12	2Q	Tiffin 21 FG
UA	0:46	2Q	Brown 29 pass from Wilson (Tiffin kick)
UA	1:19	3Q	Brown 14 pass from Wilson (Tiffin kick)
LSU	0:20	3Q	Byrd 61 pass from Flynn (David kick)
LSU	11:21	4Q	David 49 FG
UA	7:33	4Q	Arenas 61 punt return (Tiffin kick)
LSU	2:49	4Q	Doucet 32 pass from Flynn (David kick)
LSU	1:26	4Q	Hester 1 run (David kick)

Team Statistics

	LSU	Alabama
FIRST DOWNS	21	20
RUSHING	6	2
PASSING	15	12
PENALTY	0	6
RUSHING ATTEMPTS	34	33
YARDS GAINED RUSHING	116	89
YARDS LOST RUSHING	29	69
NET YARDS RUSHING	87	20
NET YARDS PASSING	388	234
PASSES ATTEMPTED	46	40
PASSES COMPLETED	25	14
HAD INTERCEPTED	3	1
TOTAL OFFENSIVE PLAYS	80	73
TOTAL NET YARDS	475	254
AVERAGE GAIN PER PLAY	5.9	3.5
FUMBLES/LOST	1/0	2/1
PENALTIES/YARDS	14/130	2/15
INTERCEPTIONS/YARDS	1/18	3/53
PUNTS/YARDS	6/276	8/267
AVERAGE PER PUNT	46.0	33.4
PUNT RETURNS/YARDS	3/18	3/69
KICKOFF RETURNS/YARDS	7/106	8/168
POSSESSION TIME	33:17	26:43
THIRD-DOWN CONVERSIONS	6/16	4/17
FOURTH-DOWN CONVERSIONS	1/1	0/1
SACKS BY	2/18	2/9

LSU

RUSHING	ATT.	GAIN	LOST	NET	TD	LONG
Jacob Hester	16	50	3	47	2	9
Keiland Williams	3	24	0	24	0	15
Matt Flynn	10	40	21	19	0	12
Trindon Holliday	1	2	0	2	0	2
Richard Murphy	1	0	0	0	0	0
Charles Scott	1	0	1	-1	0	0
Team	2	0	4	-4	0	0

PASSING	ATT.	COMP	INT	YDS	TD	LONG	SACKS
Matt Flynn	44	24	3	353	3	61	3
Early Doucet	1	1	0	35	0	35	0

RECEIVING	NO.	YDS.	TD	LONG
Demetrius Byrd	6	144	1	61
Early Doucet	5	67	2	32
Jacob Hester	5	33	0	18
Brandon LaFell	4	43	0	19
Richard Dickson	3	55	0	35
Matt Flynn	1	35	0	35
Terrance Toliver	1	11	0	11

PUNTING	NO.	YDS.	AVG.	LONG	I20
Patrick Fisher	6	276	46.0	52	1

FIELD GOALS	ATT.	MADE	LONG	KICKS
Colt David	3	2	49	made: 43, 49; blocked: 46

ALL RETURNS	PUNTS	KICKOFFS	INTERCEPTED						
NO.	YDS.	LG.	NO.	YDS.	LG.	NO.	YDS.	LG.	
Chad Jones	3	18	10	0	0	0	0	0	0
Chevis Jackson	0	0	0	0	0	0	1	18	18
Shawn Jordan	0	0	0	1	3	3	0	0	0
Trindon Holliday	0	0	0	4	59	21	0	0	0
Keiland Williams	0	0	0	2	44	24	0	0	0

Alabama

RUSHING	ATT.	GAIN	LOST	NET	TD	LONG
Jonathan Lowe	10	34	3	31	0	8
Terry Grant	13	25	2	23	0	5
DJ Hall	1	0	0	0	0	0
John Parker Wilson	9	30	64	-34	0	23

PASSING	ATT.	COMP	INT	YDS	TD	LONG	SACKS
John Parker Wilson	40	14	1	234	3	67	7

RECEIVING	NO.	YDS.	TD	LONG
Matt Caddell	3	55	0	32
Terry Grant	3	29	0	15
DJ Hall	2	76	1	67
Keith Brown	2	43	2	29
Nick Walker	2	25	0	15
Mike McCoy	1	4	0	4
Jonathan Lowe	1	2	0	2

PUNTING	NO.	YDS.	AVG.	LONG	I20
P.J. Fitzgerald	8	267	33.4	37	2

FIELD GOALS	ATT.	MADE	LONG	KICKS
Leigh Tiffin	2	2	36	made: 36, 21

ALL RETURNS	PUNTS	KICKOFFS	INTERCEPTED						
NO.	YDS.	LG.	NO.	YDS.	LG.	NO.	YDS.	LG.	
Javier Arenas	3	69	61	8	168	31	0	0	0
Ezekial Knight	0	0	0	0	0	0	1	0	0
Rashad Johnson	0	0	0	0	0	0	1	2	2
Kareem Jackson	0	0	0	0	0	0	1	51	5





Louisiana Tech 10

#2/2 LSU 58



Nov. 10, 2007 • Tiger Stadium • Baton Rouge, La. • 92,512

Tigers Ride Flynn, Hester To Win

Matt Flynn threw for 237 yards and three scores and Jacob Hester rushed for a career-best 115 yards, including an 87-yard TD run, as LSU rolled to a 58-10 win over Louisiana Tech. The Tigers racked up 595 yards, including 343 on the ground, extending their school-record Tiger Stadium winning streak to 19 games. The Tigers limited the Bulldogs to 256 total yards, including just 67 rushing yards. LSU also forced five Tech turnovers which resulted in 20 LSU points. LSU never trailed, taking a 10-0 lead in the first quarter on a 1-yard run by Flynn followed by a 31-yard Colt David field goal. Tech pulled to within 10-7 early in the second quarter before the Tigers responded with 17 unanswered points, which had Flynn throwing TD passes of 71 yards to Terrance Toliver and 37 yards to Brandon LaFell, extending the margin to 27-7 at halftime. LSU stretched its lead to 37-7 on Hester's 87-yard TD run early in the third quarter. Richard Dickson added a 14-yard TD reception in the third quarter followed by a 15-yard run by Trindon Holliday and a 2-yard TD reception by Mit Cole in the fourth quarter to close out the scoring for the Tigers.

Scoring

Louisiana Tech	0	7	0	3	- 10
LSU	10	17	17	14	- 58

LSU	12:51	1Q	Flynn 1 run (David kick)
LSU	3:35	1Q	David 31 FG
LT	13:14	2Q	Jackson 37 pass from Champion (Horwedel kick)
LSU	10:40	2Q	David 44 FG
LSU	8:12	2Q	Toliver 71 pass from Flynn (David kick)
LSU	0:56	2Q	LaFell 37 pass from Flynn (David kick)
LSU	12:17	3Q	David 28 FG
LSU	10:15	3Q	Hester 87 run (David kick)
LSU	8:02	3Q	Dickson 14 pass from Flynn (David kick)
LT	13:09	4Q	Horwedel 38 FG
LSU	9:20	4Q	Holliday 15 run (David kick)
LSU	4:42	4Q	Cole 2 pass from Perrilloux (David kick)

Team Statistics

	LT	LSU
FIRST DOWNS	15	22
RUSHING	5	10
PASSING	9	10
PENALTY	1	2
RUSHING ATTEMPTS	35	40
YARDS GAINED RUSHING	94	343
YARDS LOST RUSHING	27	22
NET YARDS RUSHING	67	321
NET YARDS PASSING	189	274
PASSES ATTEMPTED	39	30
PASSES COMPLETED	20	16
HAD INTERCEPTED	2	2
TOTAL OFFENSIVE PLAYS	74	70
TOTAL NET YARDS	256	595
AVERAGE GAIN PER PLAY	3.5	8.5
FUMBLES/LOST	3/3	0/0
PENALTIES/YARDS	6/75	8/60
INTERCEPTIONS/YARDS	2/10	2/33
PUNTS/YARDS	7/302	3/128
AVERAGE PER PUNT	43.1	42.7
PUNT RETURNS/YARDS	1/5	3/14
KICKOFF RETURNS/YARDS	10/318	2/38
POSSESSION TIME	31:14	28:46
THIRD-DOWN CONVERSIONS	2/16	4/12
FOURTH-DOWN CONVERSIONS	1/5	0/1
SACKS BY	2/16	2/12

LSU

RUSHING	ATT.	GAIN	LOST	NET	TD	LONG
Jacob Hester	11	117	2	115	1	87
Richard Murphy	3	62	0	62	0	53
Trindon Holliday	5	45	0	45	1	15
Shawn Jordan	4	32	0	32	0	15
Keiland Williams	4	30	1	29	0	15
Terrance Toliver	1	20	0	20	0	20
Charles Scott	5	15	2	13	0	12
Matt Flynn	4	15	6	9	1	9
Ryan Perrilloux	2	7	10	-3	0	7

PASSING	ATT.	COMP	INT	YDS	TD	LONG	SACKS
Matt Flynn	26	14	2	237	3	71	1
Ryan Perrilloux	4	2	0	37	1	35	1

RECEIVING	NO.	YDS.	TD	LONG
Brandon LaFell	5	80	1	37
Terrance Toliver	3	119	1	71
Early Doucet	3	22	0	15
Richard Dickson	2	30	1	16
Demetrius Byrd	2	21	0	12
Mit Cole	1	2	1	2

PUNTING	NO.	YDS.	AVG.	LONG	I20
Patrick Fisher	3	128	42.7	55	1

FIELD GOALS	ATT.	MADE	LONG	KICKS
Colt David	3	3	44	made: 31, 44, 28

ALL RETURNS	PUNTS			KICKOFFS			INTERCEPTED		
	NO.	YDS.	LG.	NO.	YDS.	LG.	NO.	YDS.	LG.
Chad Jones	3	14	14	0	0	0	0	0	0
Jacob Cutrera	0	0	0	0	0	0	1	9	9
Jonathan Zenon	0	0	0	0	0	0	1	24	24
Trindon Holliday	0	0	0	2	38	26	0	0	0

Louisiana Tech

RUSHING	ATT.	GAIN	LOST	NET	TD	LONG
Patrick Jackson	9	43	1	42	0	13
William Griffin	8	22	2	20	0	9
Zac Champion	8	21	14	7	0	7
Chris Keagle	1	2	0	2	0	2
Daniel Porter	8	6	7	-1	0	3

PASSING	ATT.	COMP	INT	YDS	TD	LONG	SACKS
Zac Champion	39	20	2	189	1	37	2


RECEIVING	NO.	YDS.	TD	LONG
Dustin Mitchell	5	29	0	14
William Griffin	3	20	0	12
Joe Anderson	3	13	0	6
Shane Womack	2	26	0	15
Anthony Harrison	2	24	0	24
Patrick Jackson	2	10	0	6
Brian Jackson	1	37	1	37
Philip Beck	1	15	0	15
Phillip Livas	1	15	0	15

PUNTING	NO.	YDS.	AVG.	LONG	I20
Chris Keagle	7	302	43.1	56	3

FIELD GOALS	ATT.	MADE	LONG	KICKS
Danny Horwedel	1	1	38	made: 38

ALL RETURNS	PUNTS			KICKOFFS			INTERCEPTED		
	NO.	YDS.	LG.	NO.	YDS.	LG.	NO.	YDS.	LG.
Phillip Livas	1	5	5	5	183	76	0	0	0
Patrick Jackson	0	0	0	1	21	21	0	0	0
Philip Beck	0	0	0	1	45	45	0	0	0
Weldon Brown	0	0	0	3	69	29	0	0	0





#1/1 LSU 41

Ole Miss 24



F

Nov. 17, 2007 • Vaught-Hemingway Stadium • Oxford, Miss. • 61,118

Holliday's Return Sparks Tigers

Trindon Holliday's 98-yard kickoff return late in the first quarter gave LSU all the cushion it would need as the Tigers held off a pesky Ole Miss team, 41-24. With the game tied at 7-7 after an Ole Miss punt return for a TD, Holliday answered on the ensuing kickoff, going straight up the middle, breaking a couple of tackles, and easily outracing the Ole Miss defenders for the second kickoff return for a score in his career. Leading 14-7 at halftime, the Tigers increased the margin to 21-7 early in the second half on a 10-yard run by Keiland Williams. Ole Miss pulled to within 10 points on two occasions in the fourth quarter - 27-17 and 34-24 - but the Tigers responded each time with touchdowns to keep the score out of reach. Jacob Hester scored on a 2-yard run with 3:44 left in the game to extend the margin to 34-17 and then Charles Scott added the final points for LSU on a 29-yard TD run with just over two minutes left after the Rebels had pulled to within 34-24.

Scoring

LSU	14	0	10	17	- 41
Ole Miss	7	0	3	14	- 24

LSU	7:37	1Q	Flynn 5 run (David kick)
UM	3:18	1Q	Green 44 punt return (Shene kick)
LSU	3:04	1Q	Holliday 98 kickoff return (David kick)
LSU	10:10	3Q	K. Williams 10 run (David kick)
UM	6:51	3Q	Shene 23 FG
LSU	4:23	3Q	David 48 FG
LSU	11:36	4Q	David 43 FG
UM	9:11	4Q	Schaeffer 38 run (Shene kick)
LSU	3:44	4Q	Hester 2 run (David kick)
UM	2:54	4Q	Hodge 33 pass from Schaeffer (Shene kick)
LSU	2:15	4Q	Scott 29 run (David kick)

Team Statistics

	LSU	UM
FIRST DOWNS	21	25
RUSHING	12	11
PASSING	9	11
PENALTY	0	3
RUSHING ATTEMPTS	40	28
YARDS GAINED RUSHING	255	214
YARDS LOST RUSHING	27	13
NET YARDS RUSHING	228	201
NET YARDS PASSING	168	265
PASSES ATTEMPTED	25	39
PASSES COMPLETED	17	17
HAD INTERCEPTED	0	3
TOTAL OFFENSIVE PLAYS	65	67
TOTAL NET YARDS	396	466
AVERAGE GAIN PER PLAY	6.1	7.0
FUMBLES/LOST	0/0	1/1
PENALTIES/YARDS	9/66	8/74
INTERCEPTIONS/YARDS	3/42	0/0
PUNTS/YARDS	4/166	4/160
AVERAGE PER PUNT	41.5	40.0
PUNT RETURNS/YARDS	0/0	2/49
KICKOFF RETURNS/YARDS	4/127	7/133
POSSESSION TIME	30:56	29:04
THIRD-DOWN CONVERSIONS	4/11	5/10
FOURTH-DOWN CONVERSIONS	1/1	0/0
SACKS BY	1/8	3/25

LSU

RUSHING	ATT.	GAIN	LOST	NET	TD	LONG
Charles Scott	3	66	0	66	1	29
Jacob Hester	13	66	1	65	1	17
Keiland Williams	5	41	0	41	1	21
Trindon Holliday	4	25	0	25	0	10
Richard Murphy	3	17	0	17	0	13
Matt Flynn	12	40	26	14	1	95

PASSING	ATT.	COMP	INT	YDS	TD	LONG	SACKS
Matt Flynn	25	17	0	168	0	21	3

RECEIVING	NO.	YDS.	TD	LONG
Early Doucet	8	58	0	12
Brandon LaFell	3	19	0	11
Keiland Williams	2	38	0	20
Richard Murphy	1	21	0	21
Jacob Hester	1	14	0	14
Demetrius Byrd	1	11	0	11
Charles Scott	1	7	0	7

PUNTING	NO.	YDS.	AVG.	LONG	I20
Patrick Fisher	4	166	41.5	56	1

FIELD GOALS	ATT.	MADE	LONG	KICKS made: 48, 43
Colt David	2	2	48	

ALL RETURNS	PUNTS			KICKOFFS			INTERCEPTED		
	NO.	YDS.	LG.	NO.	YDS.	LG.	NO.	YDS.	LG.
Craig Steltz	0	0	0	0	0	0	2	42	42
Curtis Taylor	0	0	0	0	0	0	1	0	0
R.J. Jackson	0	0	0	1	0	0	0	0	0
Shawn Jordan	0	0	0	1	10	10	0	0	0
Trindon Holliday	0	0	0	2	117	98	0	0	0

Ole Miss

RUSHING	ATT.	GAIN	LOST	NET	TD	LONG
Brent Schaeffer	8	102	8	94	1	38
BJ Green-Ellis	12	55	2	53	0	16
Dexter McCluster	2	38	0	38	0	29
Bruce Hall	4	15	0	15	0	7
Seth Adams	2	4	3	1	0	4


PASSING	ATT.	COMP	INT	YDS	TD	LONG	SACKS
Brent Schaeffer	28	13	2	208	1	39	1
Seth Adams	11	4	1	57	0	21	0

RECEIVING	NO.	YDS.	TD	LONG
Dexter McCluster	5	73	0	24
Shay Hodge	4	90	1	39
Marshay Green	3	17	0	13
Jason Cook	2	14	0	14
Bruce Hall	1	35	0	35
Robert Hough	1	21	0	21
Michael Hicks	1	15	0	15

PUNTING	NO.	YDS.	AVG.	LONG	I20
Justin Sparks	4	160	40.0	43	2

ALL RETURNS	PUNTS			KICKOFFS			INTERCEPTED		
	NO.	YDS.	LG.	NO.	YDS.	LG.	NO.	YDS.	LG.
Dexter McCluster	0	0	0	1	4	4	0	0	0
Marshay Green	2	49	44	0	0	0	0	0	0
Robert Hough	0	0	0	1	2	12	0	0	0
Mike Wallace	0	0	0	5	117	37	0	0	0





Arkansas 50

#1/1 LSU 48



F-30T

Nov. 23, 2007 • Tiger Stadium • Baton Rouge, La. • 92,606

LSU Falls To Arkansas In Triple OT

Matt Flynn's potential game-tying two-point conversion in triple overtime was intercepted as LSU dropped a 50-48 decision to Arkansas in the regular-season finale. The loss snapped LSU's 19-game home winning streak and also marked the Tigers' first loss in November since 2002. In a game that featured five ties, Arkansas came out on top as the Tigers couldn't contain a Razorback rushing attack that ran for 385 yards and five TDs. Arkansas led 7-6 at halftime and built a 14-6 lead early in the third quarter before the Tigers tied the game on a 12-yard run by Jacob Hester. Arkansas regained the lead at 21-14 on a 65-yard TD run, but the Tigers came back to tie the game on a TD pass from Flynn to Demetrius Byrd. Trailing 28-21 late in the contest, LSU tied the game at 28-28 with less than a minute left when Flynn, on fourth-and-goal, connected with Byrd on a 2-yard TD pass to send the game into overtime. The teams traded touchdowns in the first two overtimes before the game-clincher in the third. Arkansas took the lead for good when it converted on the two-point conversion. LSU responded when Flynn connected with Brandon LaFell on a TD pass. However, LSU's two-point conversion was denied as Arkansas beat the Tigers for the first time since 2002.

Scoring

Arkansas	0	7	14	7-7-7-8-50
LSU	6	0	15	7-7-7-6-48

LSU	13:19	1Q	David 32 FG
LSU	7:16	1Q	David 49 FG
ARK	7:33	2Q	McFadden 16 run (Tejada kick)
ARK	9:49	3Q	McFadden 73 run (Tejada kick)
LSU	7:48	3Q	Hester 12 run (Flynn rush)
ARK	5:46	3Q	Hillis 65 run (Tejada kick)
LSU	2:22	3Q	Byrd 7 pass from Flynn (David kick)
ARK	5:06	4Q	Hillis 24 pass from McFadden (Tejada kick)
LSU	0:57	4Q	Byrd 2 pass from Flynn (David kick)
LSU	---	OT	Flynn 12 run (David kick)
ARK	---	OT	Hillis 10 pass from Dick (Tejada kick)
ARK	---	OT	McFadden 9 run (Tejada kick)
LSU	---	OT	Hester 2 run (David kick)
ARK	---	OT	Hillis 3 run (Jones rush)
LSU	---	OT	LaFell 9 pass from Flynn (Flynn pass intcpt)

Team Statistics

	ARK	LSU
FIRST DOWNS	21	25
RUSHING	13	12
PASSING	7	11
PENALTY	1	2
RUSHING ATTEMPTS	53	48
YARDS GAINED RUSHING	394	219
YARDS LOST RUSHING	9	15
NET YARDS RUSHING	385	204
NET YARDS PASSING	128	209
PASSES ATTEMPTED	24	47
PASSES COMPLETED	13	22
HAD INTERCEPTED	0	0
TOTAL OFFENSIVE PLAYS	77	95
TOTAL NET YARDS	513	413
AVERAGE GAIN PER PLAY	6.7	4.3
FUMBLES/LOST	3/1	3/0
PENALTIES/YARDS	9/62	4/35
INTERCEPTIONS/YARDS	0/0	0/0
PUNTS/YARDS	7/255	8/339
AVERAGE PER PUNT	36.4	42.4
PUNT RETURNS/YARDS	3/3	2/11
KICKOFF RETURNS/YARDS	6/122	5/104
POSSESSION TIME	28:33	31:27
THIRD-DOWN CONVERSIONS	9/18	11/23
FOURTH-DOWN CONVERSIONS	1/2	2/2
SACKS BY	1/7	0/0

LSU

RUSHING	ATT.	GAIN	LOST	NET	TD	LONG
Jacob Hester	28	126	0	126	2	12
Keiland Williams	10	55	8	47	0	24
Matt Flynn	9	34	7	27	1	12
Charles Scott	1	4	0	4	0	4

PASSING	ATT.	COMP	INT	YDS	TD	LONG	SACKS
Matt Flynn	47	22	0	209	3	35	1

RECEIVING	NO.	YDS.	TD	LONG
Early Doucet	7	52	0	12
Demetrius Byrd	6	46	2	12
Richard Dickson	5	69	0	35
Brandon LaFell	3	22	1	10
Charles Scott	1	20	0	20

PUNTING	NO.	YDS.	AVG.	LONG	I20
Patrick Fisher	8	339	42.4	53	1

FIELD GOALS	ATT.	MADE	LONG	KICKS
Colt David	2	2	49	made: 32. 49

ALL RETURNS	PUNTS			KICKOFFS			INTERCEPTED		
	NO.	YDS.	LG.	NO.	YDS.	LG.	NO.	YDS.	LG.
Kelvin Sheppard	0	0	0	1	11	11	0	0	0
Chad Jones	2	11	7	2	50	33	0	0	0
Keiland Williams	0	0	0	2	43	25	0	0	0

Arkansas

RUSHING	ATT.	GAIN	LOST	NET	TD	LONG
Darren McFadden	32	211	5	206	3	73
Peyton Hillis	11	89	0	89	2	65
Felix Jones	9	89	4	85	0	31
London Crawford	1	5	0	5	0	5

PASSING	ATT.	COMP	INT	YDS	TD	LONG	SACKS
Casey Dick	18	10	0	94	1	16	0
Darren McFadden	6	3	0	34	1	24	0

RECEIVING	NO.	YDS.	TD	LONG
Peyton Hillis	5	62	2	24
Marcus Monk	2	12	0	7
Felix Jones	2	10	0	5
Lucas Miller	1	16	0	16
D.J. Williams	1	12	0	12
Andrew Davie	1	8	0	8
Robert Johnson	1	8	0	8

PUNTING	NO.	YDS.	AVG.	LONG	I20
Jeremy Davis	7	255	36.4	53	0

ALL RETURNS	PUNTS			KICKOFFS			INTERCEPTED		
	NO.	YDS.	LG.	NO.	YDS.	LG.	NO.	YDS.	LG.
Felix Jones	0	0	0	3	73	33	0	0	0
Jerrell Norton	3	3	2	0	0	0	0	0	0
Darren McFadden	0	0	0	3	49	19	0	0	0



2007 SEC Championship Game



#14/15 Tennessee 14

#5/7 LSU 21



F

Dec. 1, 2007 • Georgia Dome • Atlanta, Ga. • 73,832

Zenon's Pick Leads Tigers Past Vols

Jonathan Zenon returned an interception 18-yards for a touchdown midway through the fourth quarter as LSU rallied for a 21-14 win over Tennessee in the SEC Championship Game. The victory marked the 10th league title for LSU and the first since claiming the 2003 crown. Trailing 14-13 with just over 10 minutes left in the contest, Zenon stepped in front of an Erik Ainge pass and returned it 18 yards for what proved to be the winning points for the Tigers. Playing without starting quarterback Matt Flynn, backup Ryan Perrilloux completed 20-of-30 passes for 243 yards and a touchdown. Despite dominating the first half statistically, LSU managed just a pair of field goals in the first two quarters and trailed 7-6 at halftime. The Tigers took their first lead of the game on a 27-yard TD pass from Perrilloux to Demetrius Byrd early in the third quarter. The Vols regained the lead at 14-13 late in the fourth quarter setting up a defensive battle in the fourth quarter. LSU's defense intercepted a pair of passes and stopped the Vols without points inside the LSU 25-yard line twice during the final nine minutes, including an interception by Darry Beckwith at the 7-yard line to halt another Tennessee scoring opportunity with under three minutes left in the game. Perrilloux earned game MVP honors for the Tigers.

Scoring

Tennessee	7	0	7	0	- 14
LSU	6	0	7	8	- 21

UT	12:00	1Q	Brown 11 pass from Ainge (Lincoln kick)
LSU	8:29	1Q	David 30 FG
LSU	3:07	1Q	David 30 FG
LSU	11:52	3Q	Byrd 27 pass from Perrilloux (David kick)
UT	3:09	3Q	Briscoe 6 pass from Ainge (Lincoln kick)
LSU	9:54	4Q	Zenon 18 interception return (Perrilloux run)

Team Statistics

	UT	LSU
FIRST DOWNS	17	21
RUSHING	7	9
PASSING	10	12
PENALTY	0	0
RUSHING ATTEMPTS	26	47
YARDS GAINED RUSHING	97	259
YARDS LOST RUSHING	3	47
NET YARDS RUSHING	94	212
NET YARDS PASSING	249	252
PASSES ATTEMPTED	40	33
PASSES COMPLETED	20	21
HAD INTERCEPTED	2	1
TOTAL OFFENSIVE PLAYS	66	80
TOTAL NET YARDS	343	464
AVERAGE GAIN PER PLAY	5.2	5.8
FUMBLES/LOST	0/0	3/1
PENALTIES/YARDS	0/0	9/44
INTERCEPTIONS/YARDS	1/15	2/18
PUNTS/YARDS	5/180	4/180
AVERAGE PER PUNT	36.0	45.0
PUNT RETURNS/YARDS	2/11	1/1
KICKOFF RETURNS/YARDS	4/99	3/64
POSSESSION TIME	23:52	36:08
THIRD-DOWN CONVERSIONS	4/13	10/20
FOURTH-DOWN CONVERSIONS	0/1	1/2
SACKS BY	1/8	0/0

LSU

RUSHING	ATT.	GAIN	LOST	NET	TD	LONG
Jacob Hester	23	121	1	120	0	20
Trindon Holliday	6	58	0	58	0	19
Keiland Williams	5	48	14	34	0	27
Ryan Perrilloux	9	32	18	14	0	10
Richard Murphy	1	0	0	0	0	0
Early Doucet	1	0	10	-10	0	0

PASSING	ATT.	COMP	INT	YDS	TD	LONG	SACKS
Ryan Perrilloux	30	20	1	243	1	48	1
Patrick Fisher	1	1	0	9	0	9	0

RECEIVING	NO.	YDS.	TD	LONG
Early Doucet	5	29	0	23
Demetrius Byrd	4	72	1	27
Brandon LaFell	3	65	0	48
Richard Dickson	2	15	0	8
Richard Murphy	2	14	0	12
Jacob Hester	2	5	0	7
Keith Zinger	1	27	0	27
Charles Scott	1	16	0	16
Quinn Johnson	1	9	0	9

PUNTING	NO.	YDS.	AVG.	LONG	I20
Patrick Fisher	4	180	45.0	58	2

FIELD GOALS	ATT.	MADE	LONG	KICKS
Colt David	2	3	30	made:30, 30; missed: 30

ALL RETURNS	PUNTS			KICKOFFS			INTERCEPTED		
	NO.	YDS.	LG.	NO.	YDS.	LG.	NO.	YDS.	LG.
Chad Jones	1	1	1	2	40	26	0	0	0
Jonathan Zenon	0	0	0	0	0	0	1	18	18
Trindon Holliday	0	0	0	1	24	24	0	0	0
Darry Beckwith	0	0	0	0	0	0	1	0	0

Tennessee

RUSHING	ATT.	GAIN	LOST	NET	TD	LONG
Arian Foster	21	57	2	55	0	11
Gerald Jones	2	39	0	39	0	20
Lennon Creer	1	1	0	1	0	1
Jonathan Cromton	1	0	0	0	0	0

PASSING	ATT.	COMP	INT	YDS	TD	LONG	SACKS
Erik Ainge	40	20	2	249	2	47	0

RECEIVING	NO.	YDS.	TD	LONG
Josh Briscoe	8	79	1	20
Arian Foster	2	40	0	47
Chris Brown	2	35	1	24
Brad Cottam	2	28	0	19
Lucas Taylor	2	25	0	13
Austin Rogers	2	20	0	15
Denarius Moore	1	16	0	16
Lennon Creer	1	6	0	6

PUNTING	NO.	YDS.	AVG.	LONG	I20
Britton Colquitt	5	180	36.0	45	3

FIELD GOALS	ATT.	MADE	LONG	KICKS
Daniel Lincoln	2	0	0	missed: 30, 51

ALL RETURNS	PUNTS			KICKOFFS			INTERCEPTED		
	NO.	YDS.	LG.	NO.	YDS.	LG.	NO.	YDS.	LG.
Dennis Rogan	2	11	7	0	0	0	0	0	0
Lennon Creer	0	0	0	4	99	50	0	0	0
Eric Berry	0	0	0	0	0	0	1	15	15



2008 BCS National Championship Game

LSU



#2 LSU 38

#1 Ohio State 24



F



Jan. 7, 2008 • Louisiana Superdome • New Orleans, La. • 79,651

Flynn Leads Tigers to National Title

Matt Flynn tied a school record with four TD passes as LSU overcame an early 10-0 deficit to post a 38-24 win over top-ranked Ohio State in the BCS National Championship Game. The victory capped a 12-2 season for the Tigers as LSU won its second BCS title in five years and the school's third overall national championship in football. After spotting the Buckeyes a 10-0 first-quarter advantage, the Tigers dominated the rest of the way. LSU outscored Ohio State 31-0 over a span that stretched from late in the first quarter to midway through the third quarter. The Tigers dominated the second quarter, scoring on three-straight possessions to take a 24-10 lead. LSU's tied the score on a 10-yard TD pass from Flynn to **Richard Dickson**. **Ricky Jean-Francois** blocked a 28-yard field goal attempt by the Buckeyes minutes later to put the momentum back in favor of the Tigers. LSU scored 10 plays later when Flynn connected with **Brandon LaFell** on a 10-yard strike to give the Tigers the lead for good at 17-10 at the 7:25 mark. The Tigers led 24-10 at halftime when **Jacob Hester** scored on a 1-yard plunge that was set up by a **Chevis Jackson** interception. LSU's lead went to 31-10 on a 4-yard TD reception by **Early Doucet** at the 9:04 mark in the third quarter. Ohio State pulled to within 31-17 late in the third quarter before the Tigers put the game away with a 5-yard TD pass from Flynn to Dickson with 1:50 left in the game.

Scoring

LSU	3	21	7	7	- 38
Ohio State	10	0	7	7	- 24

OSU	13:34	1Q	Wells 65 run (Pretorius kick)
OSU	9:12	1Q	Pretorius 25 FG
LSU	2:21	1Q	David 32 FG
LSU	13:00	2Q	Dickson 13 pass from Flynn (David kick)
LSU	7:25	2Q	LaFell 10 pass from Flynn (David kick)
LSU	4:16	2Q	Hester 1 run (David kick)
LSU	9:04	3Q	Doucet 4 pass from Flynn (David kick)
OSU	1:38	3Q	Robiskie 5 pass from Boeckman (Pretorius kick)
LSU	1:50	4Q	Dickson 5 pass from Flynn (David kick)
OSU	1:13	4Q	Hartline 15 pass from Boeckman (Pretorius kick)

Team Statistics

	LSU	OSU
FIRST DOWNS	25	17
RUSHING	12	6
PASSING	9	10
PENALTY	4	1
RUSHING ATTEMPTS	49	30
YARDS GAINED RUSHING	195	189
YARDS LOST RUSHING	43	44
NET YARDS RUSHING	152	145
NET YARDS PASSING	174	208
PASSES ATTEMPTED	27	26
PASSES COMPLETED	19	15
HAD INTERCEPTED	1	2
TOTAL OFFENSIVE PLAYS	76	56
TOTAL NET YARDS	326	353
AVERAGE GAIN PER PLAY	4.3	6.3
FUMBLES/LOST	2/0	3/1
PENALTIES/YARDS	4/36	7/83
INTERCEPTIONS/YARDS	2/38	1/23
PUNTS/YARDS	3/170	3/150
AVERAGE PER PUNT	56.7	50.0
PUNT RETURNS/YARDS	1/8	1/9
KICKOFF RETURNS/YARDS	2/22	7/124
POSSESSION TIME	33:56	26:04
THIRD-DOWN CONVERSIONS	11/18	3/13
FOURTH-DOWN CONVERSIONS	1/1	2/3
SACKS BY	5/36	1/15

LSU

RUSHING	ATT.	GAIN	LOST	NET	TD	LONG
Jacob Hester	21	86	0	86	1	20
Richard Murphy	2	33	0	33	0	24
Keiland Williams	2	20	0	20	0	10
Trindon Holliday	3	13	0	13	0	9
Matt Flynn	12	26	18	8	0	9
Early Doucet	2	7	0	7	0	4
Charles Scott	2	6	0	6	0	5
Ryan Perrilloux	1	4	0	4	0	4

PASSING	ATT.	COMP.	INT.	YDS.	TD	LONG	SACKS
Matt Flynn	27	19	1	174	4	20	1

RECEIVING	NO.	YDS.	TD	LONG
Early Doucet	7	51	1	16
Richard Dickson	4	44	2	15
Demetrius Byrd	2	28	0	20
Brandon LaFell	2	15	1	10
Keith Zinger	1	18	0	18
Charles Scott	1	16	0	16
Quinn Johnson	1	3	0	3
Keiland Williams	1	-1	0	0

PUNTING	NO.	YDS.	AVG.	LONG	I20
Patrick Fisher	3	150	56.7	62	0

FIELD GOALS	ATT.	MADE	LONG	KICKS
Colt David	1	1	32	made: 32

ALL RETURNS	PUNTS			KICKOFFS			INTERCEPTED		
	NO.	YDS.	LG.	NO.	YDS.	LG.	NO.	YDS.	LG.
Chad Jones	1	8	8	0	0	0	0	0	0
Charles Scott	0	0	0	1	-8	0	0	0	0
Chevis Jackson	1	9	0	0	0	0	1	34	34
Curtis Taylor	0	0	0	0	0	0	1	4	4
Trindon Holliday	0	0	0	1	30	30	0	0	0

Ohio State

RUSHING	ATT.	GAIN	LOST	NET	TD	LONG
Chris Wells	20	149	3	146	1	65
Brian Hartline	1	6	0	6	0	6
Todd Boeckman	9	34	41	-7	0	21

PASSING	ATT.	COMP.	INT.	YDS.	TD	LONG	SACKS
Todd Boeckman	26	15	2	208	2	44	5

RECEIVING	NO.	YDS.	TD	LONG
Brian Hartline	6	75	1	17
Brian Robiskie	5	50	1	19
Brandon Saine	3	69	0	44
Ray Small	1	14	0	14

PUNTING	NO.	YDS.	AVG.	LONG	I20
A.J. Trapasso	3	150	50.0	63	2

FIELD GOALS	ATT.	MADE	LONG	KICKS
Chris Hetland	2	1	25	made: 25, blocked: 36

ALL RETURNS	PUNTS			KICKOFFS			INTERCEPTED		
	NO.	YDS.	LG.	NO.	YDS.	LG.	NO.	YDS.	LG.
Brian Hartline	1	9	9	0	0	0	0	0	0
Ray Small	0	0	0	5	95	35	0	0	0
M. Jenkins	1	9	0	0	0	0	1	23	23
Jamario O'Neal	0	0	0	1	10	10	0	0	0
Maurice Wells	0	0	0	1	19	19	0	0	0

