

2006 SEASON REVIEW



The 2006 season proved to be one of the most successful in the history of LSU football. For the first time in school history, the Tigers put together back-to-back 11-win seasons, capped with a 41-14 victory over Notre Dame in the Allstate Sugar Bowl. Behind the arm of **JaMarcus Russell** and the play of a stout defense the Tigers posted an 11-2 overall mark and climbed all the way to No. 3 in the final polls, giving them back-to-back top-five rankings in their first two years under **Les Miles**. Individually, LSU had a pair of First-Team All-America selections in defensive tackle **Glenn Dorsey** and free safety **LaRon Landry**. LSU added another first in school history as the Tigers had four players selected in the first round of the NFL Draft, including the No. 1 overall pick in Russell.

Tigers Ranked In Nation's Top Five In Consecutive Seasons For First Time Since 1958-59

With its win over Notre Dame in the Sugar Bowl, LSU capped the 2006 season ranked No. 3 in both national polls. The No. 3 final ranking in 2006, coupled with the No. 5 national ranking in 2005, marked the first time since 1958-59 that the Tigers were ranked in the top 5 in the final rankings in consecutive years.

Tiger Defense Among Nation's Best In 2006

LSU's defense was not only the best in the Southeastern Conference during the 2006 season, but they were one of the best in the country under second-year coordinator **Bo Pelini**. As a unit, the Tigers allowed just 12.6 points per game and only 242.8 yards per contest. The Tigers ranked first in the SEC in six categories and were among the top five in the nation in five statistical rankings. The following is a look at how LSU ranked in the SEC and in the nation in the defensive statistics in 2006:

2006 LSU Team Rankings

CATEGORY	AVERAGE	SEC RANK	NCAA RANK
Scoring Defense	12.6 points	No. 1	No. 4
Total Defense	242.8 yards	No. 1	No. 3
Pass Defense	145.7 yards	No. 1	No. 3
Rush Defense	97.1 yards	No. 2	No. 14
Pass Eff. Defense	92.2 rating	No. 1	No. 3
Sacks	3.1 per game	No. 1	No. 6
3rd-Down Conv. Def.	31.9 pct.	No. 1	No. 16



Linebacker **Luke Sanders** celebrates a sack of Notre Dame QB **Brady Quinn** during the 2007 Allstate Sugar Bowl.

2006 Football Honors

#73 Will Arnold • OG

- Second Team All-SEC (AP)

#70 Ciron Black • OT

- First-Team Freshman All-American (College Football News, Football Writer's Association)
- Third-Team Freshman All-American (Sporting News)
- Freshman All-SEC (SEC Coaches)

#80 Dwayne Bowe • WR

- Third-Team All-American (Rivals.com)
- First-Team All-SEC (SEC Coaches)
- Second-Team All-SEC (AP)
- SEC Offensive Player of the Week (Oct. 21 vs. Fresno State)

#54 Jacob Cutrera • LB

- Third-Team Freshman All-American (Sporting News)

#3 Craig Davis • WR/RS

- Second-Team All-SEC - Return Specialist (SEC Coaches)

#82 Richard Dickson • TE

- Second-Team All-SEC (SEC Coaches)
- Honorable Mention Freshman All-American (Sporting News)

#72 Glenn Dorsey • DT

- First-Team All-American (AP, AFCA, CBS Sportsline.com, Sl.com, Rivals.com)
- First-Team All-SEC (SEC Coaches, AP, ESPN.com)
- SEC Defensive Lineman of the Week (Sept. 9 vs. Arizona)
- SEC Defensive Lineman of the Week (Sept. 16 vs. Auburn)

#7 Ali Highsmith • LB

- Second-Team All-SEC (SEC Coaches)

#8 Trindon Holliday • RS

- SEC Special Teams Player of the Week (Nov. 24 vs. Arkansas)

#93 Tyson Jackson • DE

- Second-Team All-SEC (SEC Coaches)
- SEC Defensive Lineman of the Week (Nov. 11 vs. Alabama)

#90 Ricky Jean-Francois • DE/DT

- First-Team Freshman All-American (Sporting News)
- Second-Team Freshman All-American (College Football News)
- Freshman All-SEC (SEC Coaches)

#75 Brian Johnson • OG

- Second-Team All-SEC (AP)

#1 Brandon LaFell • WR

- Freshman All-SEC (SEC Coaches)

#30 LaRon Landry • FS

- Consensus All-American
- First-Team All-American (AP, AFCA)
- Second-Team All-American (Walter Camp, Sl.com, Rivals.com)
- First-Team All-SEC (SEC Coaches, AP)

#94 Chase Pittman • DE

- SEC Defensive Lineman of the Week (Sept. 23 vs. Tulane)

#2 JaMarcus Russell • QB

- Sugar Bowl MVP
- Manning Award
- First-Team All-SEC (SEC Coaches, AP, ESPN.com)
- SEC Offensive Player of the Week (Sept. 30 vs. Mississippi State)
- SEC Offensive Player of the Week (Oct. 14 vs. Kentucky)
- SEC Offensive Player of the Week (Nov. 4 vs. Tennessee)

Tracking the Tigers

WEEK	AP	COACHES	HARRIS	BCS
Preseason	8	9	--	--
Sept. 5	8	8	--	--
Sept. 10	6	7	--	--
Sept. 17	10	11	--	--
Sept. 24	9	10	10	--
Oct. 1	9	10	9	--
Oct. 8	14	16	16	--
Oct. 15	14	14	14	18
Oct. 22	14	13	13	16
Oct. 29	13	13	13	17
Nov. 5	12	12	12	12
Nov. 12	9	9	9	11
Nov. 19	9	8	8	10
Nov. 26	5	5	5	5
Dec. 3	4	4	4	4
Final	3	3	--	--

Associated Press Poll

RK.	TEAM	REC.	POINTS
1.	Florida (64)	13-1	1624
2.	Ohio State	12-1	1492
3.	LSU	11-2	1452
4.	USC	11-2	1389
5.	Boise State (1)	13-0	1383
6.	Louisville	12-1	1338
7.	Wisconsin	12-1	1288
8.	Michigan	11-2	1145
9.	Auburn	11-2	1112
10.	West Virginia	11-2	1035
11.	Oklahoma	11-3	933
12.	Rutgers	11-2	884
13.	Texas	10-3	772
14.	California	10-3	697
15.	Arkansas	10-4	677
16.	Brigham Young	11-2	673
17.	Notre Dame	10-3	553
18.	Wake Forest	11-3	551
19.	Virginia Tech	10-3	407
20.	Boston College	10-3	353
21.	Oregon State	10-4	291
22.	TCU	11-2	279
23.	Georgia	9-4	204
24.	Penn State	9-4	183
25.	Tennessee	9-4	181

USA Today/Coaches Poll

RK.	TEAM	REC.	POINTS
1.	Florida (63)	13-1	1575
2.	Ohio State	12-1	1435
3.	LSU	11-2	1418
4.	USC	11-2	1345
5.	Wisconsin	12-1	1328
6.	Boise State	13-0	1275
7.	Louisville	12-1	1270
8.	Auburn	11-2	1119
9.	Michigan	11-2	1092
10.	West Virginia	11-2	1012
11.	Oklahoma	11-3	849
12.	Rutgers	11-2	841
13.	Texas	10-3	791
14.	California	10-3	716
15.	Brigham Young	11-2	615
16.	Arkansas	10-4	592
17.	Wake Forest	11-3	535
18.	Virginia Tech	10-3	494
19.	Notre Dame	10-3	485
20.	Boston College	10-3	388
21.	TCU	11-2	339
22.	Oregon State	10-4	206
23.	Tennessee	9-4	202
24.	Hawaii	11-3	152
25.	Penn State	9-4	142
25.	Georgia Tech	9-4	72

LSU Offense Had Big Year As Well

Not to be outdone by the Tiger defense, the LSU offense, behind quarterback **JaMarcus Russell**, ranked first in the SEC in scoring offense (33.7 points per game) and total offense (417.5 yards per game). By leading the SEC in both total offense and total defense, LSU became the first team to accomplish the feat in the same season since 2001 when Florida did the same.



Landry, Dorsey and Bowe Earn All-America Status

LSU FS **LaRon Landry**, DT **Glenn Dorsey** and WR **Dwayne Bowe** all earned All-America honors in 2006. Landry and Dorsey were both recognized as First-Team All-America selections by the Associated Press and the American Football Coaches Association, while Bowe was a Third-Team All-America pick by Rivals.com.

Three Tigers Named To Freshman All-America Teams

LSU DL **Ricky Jean-Francois** earned First-Team Freshman All-America honors by The Sporting News, while OT **Ciron Black** was a first-team pick by the Football Writer's Association. Black, along with LB **Jacob Cutrera** were both named third-team selections by the Sporting News.

Four Tigers Picked In First Round of 2007 NFL Draft; Russell Goes No. 1 Overall To Oakland

Former LSU standout **JaMarcus Russell** became only the second player in school history to be selected with the No. 1 overall pick in the NFL Draft as he, along with FS **LaRon Landry** and WRs **Dwayne Bowe** and **Craig Davis**, were all taken in the first round of the draft. For the first time in the history of the NFL Draft, LSU had four players selected in the first round. The previous high for first round draft picks from LSU came in 1951 when the Tigers had three players selected. Russell was taken No. 1 overall by the Oakland Raiders; Landry was selected with the sixth overall pick by the Washington Redskins; Bowe was taken 23rd overall by the Kansas City Chiefs; and Davis was tabbed with the 30th overall pick by the San Diego Chargers. Bowe, a Miami native, and Davis, a native of New Orleans, became only the third set of receivers from the same school to be drafted in the first round since the inception of the Common NFL Draft in 1967. The only other two times it happened came in 1997 when Florida's Ike Hilliard and Reidel Anthony were taken in the first round and in 2001 when Miami's Santa Moss and Reggie Wayne were both first round picks. In addition, DE **Chase Pittman** was a fifth round selection by the Cleveland Browns during the second day of the draft.

Russell Named Winner Of Manning Award As Nation's Top Quarterback

JaMarcus Russell added another honor to his lengthy list last spring when he was named the recipient of the 2006 Manning Award, which is given to the nation's best quarterback. It's the only quarterback award that takes into consideration a player's performance in a bowl game. Russell capped his career with the Tigers by connecting on 21 of 34 passes for a career-best 332 yards and two touchdowns against Notre Dame in the Sugar Bowl. Russell also ran for a touchdown as the Tigers

INTRO

THIS IS LSU

TIGERS

COACHES

REVIEW

HISTORY

LSU

INTRO

THIS IS LSU

TIGERS

COACHES

REVIEW

HISTORY

LSU

Tiger Trends

	2006	MILES ERA
September	4-1	5-2
October	2-1	7-1
November	4-0	8-0
December-January	1-0	2-1

LSU's Conference Record

At home	4-0	7-1
On the road	2-2	6-2
Neutral	0-0	0-0

LSU's Non-Conference Record

At home	4-0	6-0
On the road	0-0	1-0
Neutral	1-0	2-1

LSU vs. Ranked Opponents

At home	0-0	2-1
On the road	2-2	4-2
Neutral	1-0	2-1

LSU's Record in Games...

Decided by 7 pts or less	3-1	8-1
Decided by 3 pts or less	1-0	4-1
Away during the day	2-2	5-2
Away at night	0-0	3-0
Home during the day	1-0	3-0
Home at night	7-0	10-1

LSU's Record When Scoring...

Less than 20 points	0-2	2-3
20+ points	11-0	19-1
25+ points	10-0	16-1

LSU's Record When Allowing...

14 or fewer points	7-1	14-1
24 or fewer points	10-2	19-2
25+ points	1-0	2-2

LSU's Record When...

Leading after the 1st qtr	9-0	17-1
Tied after the 1st qtr	2-2	3-2
Leading after the 2nd qtr	9-1	18-2
Leading after the 3rd qtr	10-0	18-1
Tied after the 4th qtr	1-0	3-1
Trailing after the 1st qtr	0-0	2-1
Trailing after the 2nd qtr	2-1	4-2
Trailing after the 3rd qtr	1-2	3-3

LSU's Record With...

Less than 300 yards	0-1	1-3
400+ yards total offense	7-0	12-0
500+ yards total offense	2-0	3-0
600+ yards total offense	0-0	0-0
Less than 100 yards rushing	1-2	2-4
100+ yards rushing	10-0	20-0
150+ yards rushing	8-0	14-0
200+ yards rushing	5-0	6-0
250+ yards rushing	0-0	1-0
Less than 200 yards passing	1-0	4-2
300+ yards passing	2-0	3-0
350+ yards passing	0-0	1-0
400+ yards passing	0-0	0-0
450+ yards passing	0-0	0-0

LSU's Record When Allowing...

Less than 200 total yards	2-1	5-1
Less than 300 total yards	8-2	17-4
Less than 400 total yards	9-2	18-4
400+ yards total offense	0-0	2-0
Less than 100 yards rushing	6-2	13-3
100+ yards rushing	5-0	6-2
Less than 200 yards passing	9-2	18-3
Less than 250 yards passing	10-2	20-3
Less than 300 yards passing	11-2	21-3
300+ yards passing	0-0	1-0

LSU Faced Seven Bowl Bound Teams In 2006

LSU posted a 5-2 mark this year against teams who played in bowl games. The following is a look at how the Tigers fared in those games against bowl-bound teams:

OPPONENT	RESULTS	OPPONENT'S BOWL
at Auburn	L, 7-3	Cotton Bowl (def. Nebraska, 17-14)
at Florida	L, 23-10	BCS National Championship Game (def. Ohio State, 41-14)
Kentucky	W, 49-0	Music City Bowl (def. Clemson, 28-20)
at Tennessee	W, 28-24	Outback Bowl (lost Penn State, 20-10)
Alabama	W, 28-14	Independence Bowl (lost Oklahoma State, 31-24)
at Arkansas	W, 31-26	Capital One Bowl (lost Wisconsin, 17-14)
vs. Notre Dame	W, 41-14	Allstate Sugar Bowl (lost LSU, 41-14)

racked up 577 yards of offense in their dismantling of the 11th-ranked Irish. Russell finished his career ranked No. 2 in school history in passing touchdowns with 52 and completion percentage of 61.9%. He also ranks No. 3 in LSU history in completions (493), passing yards (6,625) and total offense (6,704) and he is fourth in attempts (797). The Manning Award was created in 2005 to honor the college football accomplishments of Archie, Peyton and Eli Manning and is presented annually following the holiday bowl season. The winner is selected by a panel of national media covering college football, as well as each of the Mannings. Last year's winner was University of Texas quarterback Vince Young, and the inaugural winner was USC quarterback Matt Leinart.

LSU Played In A Bowl Game

For Record Seventh Straight Year

LSU's appearance in the Allstate Sugar Bowl marked the seventh straight year in which the Tigers have reached postseason play. The seven consecutive bowl appearances for the Tigers is a school record. The Tigers have reached a bowl game every year since 2000 when LSU posted a 28-14 win over Georgia Tech in the Peach Bowl. Since then, LSU has played in the Sugar Bowl three times (2001, 2003, and 2006 seasons), the Cotton Bowl (2002), the Capital One Bowl (2004) and then again the Peach Bowl (2005). LSU is 5-2 in bowl games since the 2000 season.

Tigers Won At Least 10-Games In Back-To-Back Seasons For First Time In School History

With 11 victories in 2006, LSU won at least 10 games in back-to-back 10-win seasons for the first time in school history. LSU actually won 11 games in each of the last two years, which ties for the winningest two-

year stretch in school history. LSU won 22 games in 2003 and 2004, going 13-1 in 2003 and 9-3 a year later.

All Four LSU Road Opponents Ranked In Top 10; Believed To Be A First In College Football

LSU's game against No. 5 Arkansas clinched a rare feat for the Tigers in that all of the school's road games were against teams ranked in the top-10 during the 2006 season. It's the ONLY time in school history that LSU has faced four top 10 teams on the road in the same season. It's also believed to be the first time in college football history that all of a teams road games came against teams ranked in the top 10. LSU's road games were to then-No. 3 Auburn (lost 7-3), then-No. 5 Florida (lost 23-10), then-No. 8 Tennessee (won 28-24) and then-No. 5 Arkansas (won 31-26).

Just How Tough Was The Road Slate?

LSU's Road Foes Combined For A 43-11 Mark In 2006

A further look at LSU's road schedule in 2006 shows that the Tigers four road opponents combined for a 43-11 overall mark with Florida going 13-1 and winning the BCS National Championship game. Auburn posted an 11-2 mark, Arkansas went 10-4 and Tennessee was 9-4.

LSU Goes 3-2 Against Top 25 Teams In 2006

LSU recorded a 3-2 mark against Top 25 teams in 2006 with all five of those games coming away from Tiger Stadium. LSU closed out the season with a 41-14 win over No. 11 Notre Dame in the Sugar Bowl. LSU also beat No. 8 Tennessee (28-24) and No. 5 Arkansas (31-26), but dropped decisions to No. 3 Auburn (7-3) and No. 5 Florida (23-10). Since taking over the Tigers in 2005, LSU coach Les Miles has a 7-4 mark against top 25 teams.

2006 SEC Standings

Eastern Division

TEAM	SEC	PCT.	OVERALL
Florida	7-1	.875	13-1
Tennessee	5-3	.625	9-4
Georgia	4-4	.500	9-4
Kentucky	4-4	.500	8-5
South Carolina	3-5	.375	8-5
Vanderbilt	1-7	.125	4-8

Western Division

TEAM	SEC	PCT.	OVERALL
Arkansas	7-1	.875	10-4
Auburn	6-2	.750	11-2
LSU	6-2	.750	11-2
Alabama	2-6	.250	6-7
Ole Miss	2-6	.250	4-8
Miss. State	1-7	.125	3-9

2006 SEC Weekly Honors

Glenn Dorsey vs. Arizona

SEC Defensive Lineman of the Week

Glenn Dorsey vs. Auburn

SEC Defensive Lineman of the Week

Chase Pittman vs. Tulane

SEC Defensive Lineman of the Week

JaMarcus Russell vs. Mississippi State

SEC Offensive Player of the Week

JaMarcus Russell vs. Kentucky

SEC Offensive Player of the Week

Dwayne Bowe vs. Fresno State

SEC Offensive Player of the Week

JaMarcus Russell at Tennessee

SEC Offensive Player of the Week

Tyson Jackson vs. Alabama

SEC Defensive Player of the Week

Trindon Holliday at Arkansas

SEC Special Teams Player of the Week

- INTRO
- THIS IS LSU
- TIGERS
- COACHES
- REVIEW
- HISTORY
- LSU

Russell Caps LSU Career Rated Among Best In School History

JaMarcus Russell concluded his LSU career as one of the top quarterbacks in school history. During his career, Russell set four single-game LSU records, three single-season records and he's ranked in the top five in another six career categories. The following is a look at how Russell's final numbers stack up in school history:

Russell's Single-Season Records

Touchdowns	1st	28 in 2006
Completions	1st	232 in 2006
Completion Pct.	1st	67.8 in 2006
Yards	2nd	3,129 in 2006
Yards Per Game	2nd	240.7 in 2006
Total Offense	2nd	3,271 in 2006
Attempts	4th	342 in 2006
Total Plays	5th	372 in 2006

Russell's Career records

Touchdowns	2nd	52
Completion Pct.	2nd	61.9
Yards	3rd	6,625
Completions	3rd	493
Total Offense	3rd	6,704
Attempts	4th	797
Yards Per Game	4th	184.0

Russell's Single-Game Records

CATEGORY	RANK	NUMBERS
Completion Pct.:	1st	.900 (18 of 20) vs. Mississippi St., 2006
Cons. Completions:	1st	14 vs. Mississippi St., 2006
Total Offense	9th	348 vs. Notre Dame, 2006



November Reign - Tigers Have Won 15 Straight Games In November

With its 31-26 win over No. 5 ranked Arkansas, LSU ran its streak of victories in November to 15 straight. LSU hasn't lost a game in the month of November since a 21-20 last-second defeat to Arkansas in 2002. LSU was 4-0 in November in 2003 and then followed that with a 3-0 mark in November 2004 and a 4-0 mark in November games last year. Dating back to the 2000 season, LSU is 22-3 in games played in November, which includes a 10-2 mark in road games. Both of those road losses have come at the hands of Arkansas in Little Rock. LSU coach Les Miles has won 10 straight November games dating back to his final season (2004) with Oklahoma State.

Russell-To-Bowe TD Combination Best Tandem In School History

The pitch and catch combination of **JaMarcus Russell**-to-**Dwayne Bowe** finished their careers in 2006 as the most prolific scoring tandem in school history. The pair hooked up for 23 TDs during their career (Russell throwing and Bowe catching) to move past Tommy Hodson and Wendell Davis for first place on the all-time LSU list. Russell and Bowe hooked up for 8 TDs in 2005 after combining for four scores in 2004. In 2006, the duo combined for 11 touchdowns.

The following is a look at the top TD combos in LSU history:

QUARTERBACK	RECEIVER	TDS
JaMarcus Russell	Dwayne Bowe	23 (22 in regular season, 1 in bowl game)
Tommy Hodson	Wendell Davis	21 (18 in regular season, 3 in bowl games)
Tommy Hodson	Tony Moss	14 (all in regular season)
Matt Mauck	Devery Henderson	14 (all in regular season)
Tommy Hodson	Eddie Fuller	13 (all in regular season)
Rohan Davey	Josh Reed	13 (10 in regular season, 3 in bowl games)
JaMarcus Russell	Early Doucet	12 (all in regular season)

Russell Finishes Third On LSU QB Win List

With a 25-4 overall mark as LSU's starting quarterback, **JaMarcus Russell** completed his career in a tie with Warren Rabb for most victories in school history by a signal caller. Tommy Hodson (1986-89) holds the school record by compiling a 31-14-1 mark during his career as a starter. The following is a look at the most victories by a starting quarterback in LSU history:

Rank	Player (Years)	Record As Starting QB
1.	Tommy Hodson (1986-89)	31-14-1
2.	Herb Tyler (1995-98)	27-11
3.	Warren Rabb (1957-59)	25-7
	JaMarcus Russell (2004-06)	25-4
5.	Y.A. Tittle (1944-47)	23-11-3

Bowe Leaves LSU As School Record Holder In Both Career and Single-Season TD Receptions

With a TD reception against Notre Dame in the Sugar Bowl, WR **Dwayne Bowe** capped his career as the school's record holder in both career TD catches as well as single-season scoring receptions. Bowe finished his career with 26 TDs, five better than Michael Clayton. His 12 TD receptions in 2006 moved him past Clayton (2003) and Wendell Davis (1986) into sole possession of first in school history. Bowe's 26 career TD receptions also ranks as the eighth-highest total in SEC history.

Tigers Win Eight Home Games For First Time In School History

The win over Ole Miss on Nov. 18 gave the Tigers their first eight-win home season record in school history. It also marks only the 12th time in school history that the Tigers have gone undefeated at home. LSU last did it in 2004 by posting a 7-0 mark. Prior to that, LSU hadn't gone undefeated at home since a 7-0 record in 1972. This year marks only the second time in school history that the Tigers have played eight games in Tiger Stadium. The other came in 1949 when LSU recorded a 7-1 mark at home.

Tigers Scored At Least 40 Points Five Times

By racking up 49 points against Kentucky, LSU went over the 40-point mark a school-record tying five times in 2006. The 2003 team scored 40 points five times in 14 games that year. The 2006 team became the first squad in school history to score 40 or more points during the first seven weeks of a season.

Miles' 22 Wins After 26 Games Ties For Highest Total In LSU History

LSU coach **Les Miles** has won 22 of his first 26 games, which ties with Bernie Moore for the most in school history. Miles is currently 22-4 as LSU's head coach, while Moore posted an 22-3-1 mark during his first 26 games in Baton Rouge. The following is a look at the best records by LSU coaches during the first 19 through 25 games of their coaching career with the Tigers:

GAMES COACHED	19	20	21	22	23	24	25	26
Les Miles	15-4	16-4	17-4	18-4	19-4	20-4	21-4	22-4
Nick Saban	12-7	13-7	14-7	15-7	16-7	17-7	18-7	18-8
Gerry DiNardo	13-5-1	13-6-1	14-6-1	15-6-1	16-6-1	17-6-1	18-6-1	19-6-1
Mike Archer	15-3-1	16-3-1	17-3-1	17-4-1	18-4-1	18-5-1	18-6-1	18-7-1
Bill Arnsparger	13-4-2	14-4-2	15-4-2	16-4-2	17-4-2	17-5-2	18-5-2	18-6-2
Charles McClendon	15-3-1	15-4-1	16-4-1	16-5-1	17-5-1	18-5-1	19-5-1	20-5-1
Bernie Moore	16-2-1	17-2-1	18-2-1	18-3-1	19-3-1	20-3-1	21-3-1	22-3-1

Miles Is 13-3 In SEC Games

LSU coach **Les Miles** is now 13-3 in SEC games, which is the best start for a Tiger coach since 1934-36 when Bernie Moore won 14 of his first 15 games.

Taking Note On The Tigers Since 2000

Here is a look at some notable trends for LSU during the 90 games it's played since 2000 ... LSU is 70-20 overall since 2000 ... LSU is 58-5 when leading at halftime and 54-4 when leading after three quarters ... The Tigers are 65-5 when scoring 20 or more points and 55-2 when scoring at least 25 points in a game ... On the other hand, the Tigers are 5-15 when failing to reach the 20-point mark ... LSU is 22-6 in games decided by 7 points or less and 10-3 in games decided by 3 points or less ... LSU is 47-4 when holding opponents to fewer than 100 team rushing yards and the Tigers are 28-1 when having a player rush for 100 yards.

10 True Freshmen Saw Action For The Tigers In 2006

A total of 10 true freshmen saw action for the Tigers in 2006. The list includes WR/RS **Trindon Holliday**, RB **Charles Scott**, DB **Danny McCray**, LB **Jacob Cutrera**, LB **Perry Riley**, TE **Richard Dickson**, WR **Chris Mitchell**, WR **Jared Mitchell**, DT **Al Woods**, and RB **Keiland Williams**.

2006 Final Statistics

INTRO

THIS IS LSU

TIGERS

COACHES

REVIEW

HISTORY

LSU

2006 LSU Football Results

Overall Record: 11-2

SEC Record: 6-2

DATE	OPPONENT	RESULT/SITE	ATT./SERIES REC.
Sept. 2	UL-Lafayette (TigerVision)	W, 45-3	92,362
Sept. 9	Arizona (ESPN 2)	W, 45-3	92,221
Sept. 16	at #3 Auburn * (CBS)	L, 7-3	87,451
Sept. 23	Tulane (TigerVision)	W, 49-7	92,135
Sept. 30	Mississippi State * (LFS)	W, 48-17	91,960
Oct. 7	at #5 Florida * (CBS)	L, 23-10	90,714
Oct. 14	Kentucky *	W, 49-0	92,148
Oct. 21	Fresno State (ESPN 2)	W, 38-6	91,833
Nov. 4	at #8 Tennessee * (CBS)	W, 28-24	106,333
Nov. 11	Alabama * (ESPN)	W, 28-14	92,588
Nov. 18	Ole Miss * (TigerVision)	W, 23-20 OT	92,449
Nov. 24	at #5 Arkansas * (CBS)	W, 31-26	55,833
2007 SUGAR BOWL			
Jan. 3	Notre Dame (FOX)	W, 41-14	77,781

* indicates conference game

Team Statistics

	LSU	OPP				
SCORING						
Points Per Game	33.7	12.6				
FIRST DOWNS						
Rushing	129	76				
Passing	138	87				
Penalty	16	17				
RUSHING YARDAGE						
Yards gained rushing	2398	1594				
Yards lost rushing	243	332				
Rushing Attempts	450	400				
Average Per Rush	4.8	3.2				
Average Per Game	165.8	97.1				
TDs Rushing	25	7				
PASSING YARDAGE						
Att-Comp-Int	368-245-9	364-172-16				
Average Per Pass	8.9	5.2				
Average Per Catch	13.4	11.0				
Average Per Game	251.7	145.7				
TDs Passing	30	11				
TOTAL OFFENSE						
Total Plays	818	764				
Average Per Play	6.6	4.1				
Average Per Game	417.5	242.8				
KICK RETURNS: #-YARDS	19-384	52-1032				
PUNT RETURNS: #-YARDS	31-264	14-159				
INT RETURNS: #-YARDS	16-243	9-130				
KICK RETURN AVERAGE	20.2	19.8				
PUNT RETURN AVERAGE	8.5	11.4				
INT RETURN AVERAGE	15.2	14.4				
FUMBLES-LOST	22-12	21-5				
PENALTIES-YARDS						
Average Per Game	50.5	51.2				
PUNTS-YARDS	39-1584	74-3047				
Average Per Punt	40.6	41.2				
Net punt average	32.9	36.5				
TIME OF POSSESSION/GAME						
3RD-DOWN CONVERSIONS	70/145	58/182				
3rd-Down Pct	48%	32%				
4TH-DOWN CONVERSIONS	13/17	8/20				
4th-Down Pct	76%	40%				
SACKS BY-YARDS	39-239	19-146				
MISC YARDS						
TOUCHDOWNS SCORED	59	20				
FIELD GOALS-ATTEMPTS	9-14	8-17				
ON-SIDE KICKS	0-0	2-2				
RED-ZONE SCORES	44-53 83%	16-29 55%				
RED-ZONE TOUCHDOWNS	38-53 72%	10-29 34%				
PAT-ATTEMPTS	57-58 98%	18-19 95%				
ATTENDANCE						
Games/Avg Per Game	737,696	340,331				
Neutral Site Games	8/92,212	4/85,083				
	1/77,781					
Score by quarters						
LSU	1st 136	2nd 104	3rd 93	4th 102	OT 3	Total 438
Opponents	27	60	39	38	0	164

Individual Statistics

RUSHING	GP-GS	ATT	GAIN	LOSS	NET	AVG	TD	LONG	AVG/G
Jacob Hester	13-13	94	457	17	440	4.7	6	28	33.8
Keiland Williams	9-1	76	452	16	436	5.7	5	38	48.4
Alley Broussard	10-0	74	303	22	281	3.8	4	38	28.1
Charles Scott	7-1	46	283	6	277	6.0	5	38	39.6
Justin Vincent	13-6	57	219	9	210	3.7	0	20	16.2
Trindon Holliday	12-0	14	173	1	172	12.3	1	38	14.3
JaMarcus Russell	13-13	52	282	140	142	2.7	1	34	10.9
Matt Flynn	10-0	13	105	19	86	6.6	1	27	8.6
Early Doucet	13-6	8	59	0	59	7.4	2	17	4.5
Chris Jackson	13-0	2	25	0	25	12.5	0	18	1.9
Craig Davis	12-12	4	17	2	15	3.8	0	8	1.2
Ryan Perrilloux	5-0	3	17	4	13	4.3	0	12	2.6
Quinn Johnson	12-0	2	6	0	6	3.0	0	4	0.5
TEAM	6-0	5	0	7	-7	-1.4	0	0	-1.2
Total	13	450	2398	243	2155	4.8	25	38	165.8
Opponents	13	400	1594	332	1262	3.2	7	80	97.1

PASSING	GP-GS	EFFIC	CMP-ATT-INT PCT	YARDS	TD	LONG	AVG/G
JaMarcus Russell	13-13	167.03	232-342-8 67.8	3129	28	58	240.7
Matt Flynn	10-0	138.86	12-20-1 60.0	133	2	24	13.3
Ryan Perrilloux	5-0	46.0	1-4-0 25.0	10	0	10	2.0
TEAM	6-0	0.0	0-2-0	0.0	0	0	0.0
Total	13	163.27	245-368-9 66.6	3272	30	58	251.7
Opponents	13	92.14	172-364-16 47.3	1894	11	54	145.7

RECEIVING	GP-GS	NO.	YARDS	AVG	TD	LONG	AVG/G
Dwayne Bowe	13-11	65	990	15.2	12	58	76.2
Early Doucet	13-6	59	772	13.1	8	58	59.4
Craig Davis	12-12	56	836	14.9	4	47	69.7
Jacob Hester	13-13	35	269	7.7	3	38	20.7
Richard Dickson	13-9	6	96	16.0	0	55	7.4
Justin Vincent	13-6	6	73	12.2	0	25	5.6
Brandon LaFell	11-0	5	140	28.0	2	58	12.7
Keiland Williams	9-1	4	14	3.5	0	12	1.6
Charles Scott	7-1	3	24	8.0	0	16	3.4
Mit Cole	10-2	2	28	14.0	0	18	2.8
Jared Mitchell	8-0	2	25	12.5	0	22	3.1
Chris Mitchell	8-0	1	3	3.0	0	3	0.4
Shawn Jordan	13-0	1	2	2.0	1	2	0.2
Total	13	245	3272	13.4	30	58	251.7
Opponents	13	172	1894	11.0	11	54	145.7

PUNT RETURNS	NO.	YARDS	AVG	TD	LONG
Chevis Jackson	15	100	6.7	0	22
Craig Davis	11	142	12.9	1	77
Early Doucet	2	-1	-0.5	0	1
Daniel Francis	1	8	8.0	0	8
Trindon Holliday	1	6	6.0	0	6
LaRon Landry	1	9	9.0	0	0
Total	31	264	8.5	1	77
Opponents	14	159	11.4	0	31

INTERCEPTIONS	NO.	YARDS	AVG	TD	LONG
Craig Steltz	4	111	27.8	0	76
Jonathan Zenon	4	81	20.2	2	41
LaRon Landry	3	58	19.3	0	32
Chevis Jackson	2	0	0.0	0	0
Danny McCray	1	0	0.0	0	0
Tyson Jackson	1	0	0.0	0	0
Darry Beckwith	1	-7	-7.0	0	0
Total	16	243	15.2	2	76
Opponents	9	130	14.4	2	31

KICK RETURNS	NO.	YARDS	AVG	TD	LONG
Early Doucet	12	202	16.8	0	36
Trindon Holliday	5	162	32.4	1	92
Jared Mitchell	1	20	20.0	0	20
TEAM	1	0	0.0	0	0
Total	19	384	20.2	1	92
Opponents	52	1032	19.8	0	62

- INTRO
- THIS IS LSU
- TIGERS
- COACHES
- REVIEW
- HISTORY
- LSU

SCORING	TD	FGS	PATTS					POINTS
			KICK	RUSH	RCV	PASS	SAF	
Colt David	0	8-13	50-51	0-0	0	0-0	0	74
Dwayne Bowe	12	0-0	0-0	0-0	0	0-0	0	72
Early Doucet	10	0-0	0-0	0-0	0	0-0	0	60
Jacob Hester	9	0-0	0-0	0-0	0	0-0	0	54
Charles Scott	5	0-0	0-0	0-0	0	0-0	0	30
Keiland Williams	5	0-0	0-0	0-0	0	0-0	0	30
Craig Davis	5	0-0	0-0	0-0	0	0-0	0	30
Alley Broussard	4	0-0	0-0	0-0	0	0-0	0	24
Jonathan Zenon	2	0-0	0-0	0-0	0	0-0	0	12
Brandon LaFell	2	0-0	0-0	0-0	0	0-0	0	12
Trindon Holliday	2	0-0	0-0	0-0	0	0-0	0	12
Shawn Jordan	1	0-0	0-0	0-0	0	0-0	0	6
JaMarcus Russell	1	0-0	0-0	0-0	0	0-0	0	6
Matt Flynn	1	0-0	0-0	0-0	0	0-1	0	6
Ryan Gaudet	0	1-1	2-2	0-0	0	0-0	0	5
Chris Jackson	0	0-0	5-5	0-0	0	0-0	0	5
Total	59	9-14	57-58	0-0	0	0-1	0	438
Opponents	20	8-17	18-19	0-0	0	0-1	1	164

TOTAL OFFENSE	GP	PLAYS	RUSH	PASS	TOTAL	AVG/G
JaMarcus Russell	13	394	142	3129	3271	251.6
Jacob Hester	13	94	440	0	440	33.8
Keiland Williams	9	76	436	0	436	48.4
Alley Broussard	10	74	281	0	281	28.1
Charles Scott	7	46	277	0	277	39.6
Matt Flynn	10	33	86	133	219	21.9
Justin Vincent	13	57	210	0	210	16.2
Trindon Holliday	12	14	172	0	172	14.3
Early Doucet	13	8	59	0	59	4.5
Chris Jackson	13	2	25	0	25	1.9
Ryan Perrilloux	5	7	13	10	23	4.6
Craig Davis	12	4	15	0	15	1.2
Quinn Johnson	12	2	6	0	6	0.5
TEAM	6	7	-7	0	-7	-1.2
Total	13	818	2155	3272	5427	417.5
Opponents	13	764	1262	1894	3156	242.8

FIELD GOALS	MADE-ATT	PCT	01-19	20-29	30-39	40-49	50-99	LONG	BLKD
Ryan Gaudet	1-1	100.0	0-0	0-0	1-1	0-0	0-0	33	0
Colt David	8-13	61.5	0-0	4-4	1-2	3-6	0-1	45	0

FG SEQUENCE	LSU	OPPONENTS
Louisiana-Lafayette	(33)	35,(41)
Arizona	(21)	(22)
Auburn	(42)	26
Tulane	--	44
Mississippi State	--	(32)
Florida	41,(45)	36
Kentucky	43	--
Fresno State	(44)	(35),(29)
Tennessee	52	(24),46
Alabama	--	49,40
Ole Miss	48,(26)	37,(38),(45)
Arkansas	(27)	--
Notre Dame	31, (25), (37)	33

Numbers in parentheses indicate field goal was made.

PUNTING	NO.	YARDS	AVG	LONG	TB	FC	I20	50+	BLKD
Chris Jackson	37	1549	41.9	58	7	6	5	9	1
TEAM	2	35	17.5	35	0	0	0	0	1
Total	39	1584	40.6	58	7	6	5	9	2
Opponents	74	3047	41.2	62	4	14	19	19	1

KICKOFFS	NO.	YARDS	AVG	TB	OB	RETN	NET	YDLN
Chris Jackson	75	4640	61.9	24	0			
Ryan Gaudet	5	251	50.2	1	0			
Total	80	4891	61.1	25	0	1032	42.0	23
Opponents	39	2413	61.9	19	1	384	42.3	22



Trindon Holliday

ALL PURPOSE	GP	RUSH	RCV	PR	KR	IR	TOTAL	AVG/G
Early Doucet	13	59	772	-1	202	0	1032	79.4
Craig Davis	12	15	836	142	0	0	993	82.8
Dwayne Bowe	13	0	990	0	0	0	990	76.2
Jacob Hester	13	440	269	0	0	0	709	54.5
Keiland Williams	9	436	14	0	0	0	450	50.0
Trindon Holliday	12	172	0	6	162	0	340	28.3
Charles Scott	7	277	24	0	0	0	301	43.0
Justin Vincent	13	210	73	0	0	0	283	21.8
Alley Broussard	10	281	0	0	0	0	281	28.1
JaMarcus Russell	13	142	0	0	0	0	142	10.9
Brandon LaFell	11	0	140	0	0	0	140	12.7
Craig Steltz	13	0	0	0	0	111	111	8.5
Chevis Jackson	13	0	0	100	0	0	100	7.7
Richard Dickson	13	0	96	0	0	0	96	7.4
Matt Flynn	10	86	0	0	0	0	86	8.6
Jonathan Zenon	13	0	0	0	0	81	81	6.2
LaRon Landry	13	0	0	9	0	58	67	5.2
Jared Mitchell	8	0	25	0	20	0	45	5.6
Mit Cole	10	0	28	0	0	0	28	2.8
Chris Jackson	13	25	0	0	0	0	25	1.9
Ryan Perrilloux	5	13	0	0	0	0	13	2.6
Daniel Francis	12	0	0	8	0	0	8	0.7
Quinn Johnson	12	6	0	0	0	0	6	0.5
Chris Mitchell	8	0	3	0	0	0	3	0.4
Shawn Jordan	13	0	2	0	0	0	2	0.2
TEAM	6	-7	0	0	0	0	-7	-1.2
Darry Beckwith	12	0	0	0	0	-7	-7	-0.6
Total	13	2155	3272	264	384	243	6318	486.0
Opponents	13	1262	1894	159	1032	130	4477	344.4

2006 Final Defensive Statistics

INTRO
THIS IS LSU
TIGERS
COACHES
REVIEW
HISTORY
LSU



Linebacker Ali Highsmith



Safety Craig Steltz

Overall Defensive Statistics

DEFENSIVE LEADERS	GP	TACKLES			TOTAL	TFL-YDS	SACKS NO-YDS	PASS DEFENSE				FUMBLES		BLKD KICK	SAF
		SOLO	AST	AST				INT-YDS	PBU	PD	QBH	RCV-YDS	FF		
30 LaRon Landry	13	46	28	74	3.5-14	1.0-5	3-58	4	7	4	.	1	1	.	
48 Darry Beckwith	12	29	36	65	4.0-15	2.5-13	1-7	.	1	1	
72 Glenn Dorsey	13	22	42	64	8.5-42	3.0-25	.	.	1	
7 Ali Highsmith	13	26	37	63	5.5-16	3.0-13	.	4	4	1	.	2	.	.	
31 Jessie Daniels	12	24	23	47	2.5-5	1.0-1	.	2	2	1	1-0	1	.	.	
21 Chevis Jackson	13	33	13	46	1.5-5	.	2-0	14	16	1	
16 Craig Steltz	13	20	22	42	2.0-14	1.0-9	4-111	5	9	3	
93 Tyson Jackson	13	13	24	37	10.0-43	8.5-39	1-0	4	5	6	1-0	1	.	.	
54 Jacob Cutrera	11	12	25	37	0.5-0	.	.	1	1	.	1-0	.	.	.	
35 Luke Sanders	13	15	20	35	2.5-17	2.0-16	.	.	.	2	.	1	.	.	
37 Daniel Francis	12	12	19	31	3.5-24	3.5-24	.	3	3	.	.	2	.	.	
44 Danny McCray	13	9	21	30	0.5-1	.	1-0	1	2	.	.	3	.	.	
91 Charles Alexander	13	11	17	28	3.0-10	2.5-7	.	.	.	1	
90 Ricky Jean-Francois	12	10	17	27	5.5-28	3.0-23	.	1	1	1	1-0	.	1	.	
94 Chase Pittman	13	10	17	27	6.5-41	5.5-38	.	.	.	2	1-0	1	.	.	
19 Jonathan Zenon	13	17	10	27	0.5-0	.	4-81	12	16	
52 Ryan Willis	13	9	12	21	1.0-2	1	
99 Marlon Favorite	13	6	14	20	4.0-23	2.0-20	.	.	.	1	
33 Jason Spadoni	13	9	9	18	1	.	.	
27 Curtis Taylor	12	2	10	12	.	.	.	1	1	
43 Harry Coleman	13	6	6	12	
18 Jacob Hester	13	6	1	7	
97 Al Woods	6	3	4	7	0.5-1	0.5-1	
14 Sammy Joseph	11	5	1	6	1.0-2	
45 Quinn Johnson	12	2	2	4	
56 Perry Riley	7	1	3	4	
25 Justin Vincent	13	2	2	4	
29 Chris Hawkins	12	4	.	4	
9 Early Doucet	13	3	1	4	
24 Keron Gordon	5	1	2	3	
92 Tim Washington	5	1	2	3	
59 Leo Desselle	6	1	1	2	1.0-5	1.0-5	
42 Steve Korte	6	.	2	2	
41 Chris Jackson	13	1	1	2	
47 T. Johnson	10	1	1	2	
84 Rahim Alem	7	1	1	2	1.5-2	.	.	1	1	
98 Lyle Hitt	3	.	2	2	
74 Brett Helms	13	1	.	1	
28 R.J. Jackson	3	1	.	1	
50 Michael Ricks	1	1	.	1	
46 J.D. Lott	1	.	1	1	
79 Herman Johnson	12	1	.	1	
32 Charles Scott	7	.	1	1	
Total	13	377	450	827	69-310	39-239	16-243	53	69	26	5-0	13	2	.	
Opponents	13	469	416	885	61-234	19-146	9-130	32	41	14	11-0	14	3	1	

2006 Season Superlatives

INTRO

THIS IS LSU

TIGERS

COACHES

REVIEW

HISTORY

LSU

LSU Superlatives

HIGHS

Points Scored	49 vs. Tulane (9/23) & Kentucky (10/14)
Total Yards	577 vs. Notre Dame (1/3)
Rushing Yards	268 vs. Kentucky (10/14)
Rushing Attempts	45 at Tennessee (11/4)
Rushing TDs	5 vs. Tulane (9/23)
Passing Yards	338 vs. Mississippi State (9/30)
Passes Completed	24 at Tennessee (11/4)
Passes Attempted	41 at Florida (10/7)
Passing TDs	4 vs. Kentucky (10/14)
Passes Intercepted	3 at Florida (10/7) & at Tennessee (11/4)
First Downs	31 vs. Notre Dame (1/3)
Penalties	12 vs. Tulane (9/23)
Penalty Yards	95 vs. Notre Dame (1/3)
Sacks	5 vs. Mississippi State (9/30)

LOWS

Points Scored	3 at Auburn (9/16)
Total Yards	308 vs. Ole Miss (11/18)
Rushing Yards	42 at Auburn (9/16)
Rushing Attempts	23 at Auburn (9/16)
Rushing TDs	0, three times
Passing Yards	201 vs. Tulane (9/23)
Passes Completed	14 at Arkansas (11/24)
Passes Attempted	19 vs. Fresno State (10/21)
Passing TDs	0 at Auburn (9/16)
Passes Intercepted	0, eight times
First Downs	15 at Arkansas (11/24)
Penalties	2 at Arkansas (11/24)
Penalty Yards	23 vs. Fresno State (10/21)
Sacks	1 at Florida (10/7) & Notre Dame (1/3)

INDIVIDUAL

All-Purpose Yds	163 by Early Doucet vs. Notre Dame (1/3)
Rushing Yards	107 by Keiland Williams vs. Notre Dame (1/3)
Rushing Carries	15 by Charles Scott vs. Tulane (9/23)
Rushing TDs	2 by three players
Longest Rush	38 by four players
Passing Yards	332 by JaMarcus Russell vs. Notre Dame (1/3)
Pass Completions	24 by J. Russell at Florida (10/7) & Tennessee (11/4)
Passing Attempts	41 by JaMarcus Russell at Florida (10/7)
Passes Intercepted	3 by J. Russell at Florida (10/7) & Tennessee (11/4)
Passing TDs	3 by JaMarcus Russell, five times
Longest Pass	58 by JaMarcus Russell, four times
Receiving Yards	115 by Early Doucet vs. Notre Dame (1/3)
Receptions	8 by Early Doucet, twice & Craig Davis at Florida (10/7)
Receiving TDs	3 by Dwayne Bowe vs. Kentucky (10/14)
Longest Reception	58 by three players
FG's Made	2 by Colt David vs. Notre Dame (1/3)
FG's Attempted	3 by Colt David vs. Notre Dame (1/3)
Longest FG Made	45 by Colt David at Florida (10/7)
PAT's	6 by Colt David vs. UL-Lafayette (9/2) & Tulane (9/23)
Punts	6 by Chris Jackson at Auburn (9/16)
Punts Average	52.0 by Chris Jackson at Tennessee (11/4)
Longest Punt	58 by Chris Jackson vs. Tulane (9/23)
Punt Return Yds	77 by Craig Davis vs. Fresno State (10/21)
Longest Punt Ret.	77 by Craig Davis vs. Fresno State (10/21)
KO Return Yards	92 by Trindon Holliday at Arkansas (11/24)
Longest KO Ret.	92 by Trindon Holliday at Arkansas (11/24)
Total Tackles	12 by LaRon Landry at Florida (10/7)
Tackles for Loss	3 by Glenn Dorsey at Auburn (9/16)
Sacks	2 by four players
Interceptions	2 by Jonathan Zenon vs. UL-Lafayette (9/2)
Int. Return Yards	76 by Craig Steltz vs. Tulane (9/23)

Opponent Superlatives

HIGHS

Points Scored	26 by Arkansas (11/24)
Total Yards	369 by Alabama (11/11)
Rushing Yards	298 by Arkansas (11/24)
Rushing Attempts	39 by Arkansas (11/24)
Rushing TDs	3 by Arkansas (11/24)
Passing Yards	291 by Alabama (11/11)
Passes Completed	22 by Alabama (11/11)
Passes Attempted	41 by Kentucky (10/14)
Passing TDs	2 by four opponents
Passes Intercepted	3 by Florida (10/7) & Tennessee (11/4)
First Downs	23 by Alabama (11/11)
Penalties	14 by Florida (10/7)
Penalty Yards	102 by Florida (10/7)
Sacks	3 by Fresno State (10/21) & Ole Miss (11/18)

LOWS

Points Scored	0 by Kentucky (10/14)
Total Yards	152 by Arizona (9/9)
Rushing Yards	14 by Mississippi State (9/30)
Rushing Attempts	20 by Tennessee (11/4)
Rushing TDs	0 by six opponents
Passing Yards	62 by Arkansas (11/24)
Passes Completed	5 by Arkansas (11/24)
Passes Attempted	17 by UL-Lafayette (9/2)
Passing TDs	0 by six opponents
Passes Intercepted	0 by eight opponents
First Downs	8 by UL-Lafayette (9/2)
Penalties	3 by Arizona (9/9)
Penalty Yards	14 by Arizona (9/9)
Sacks	0 by Arizona (9/9)

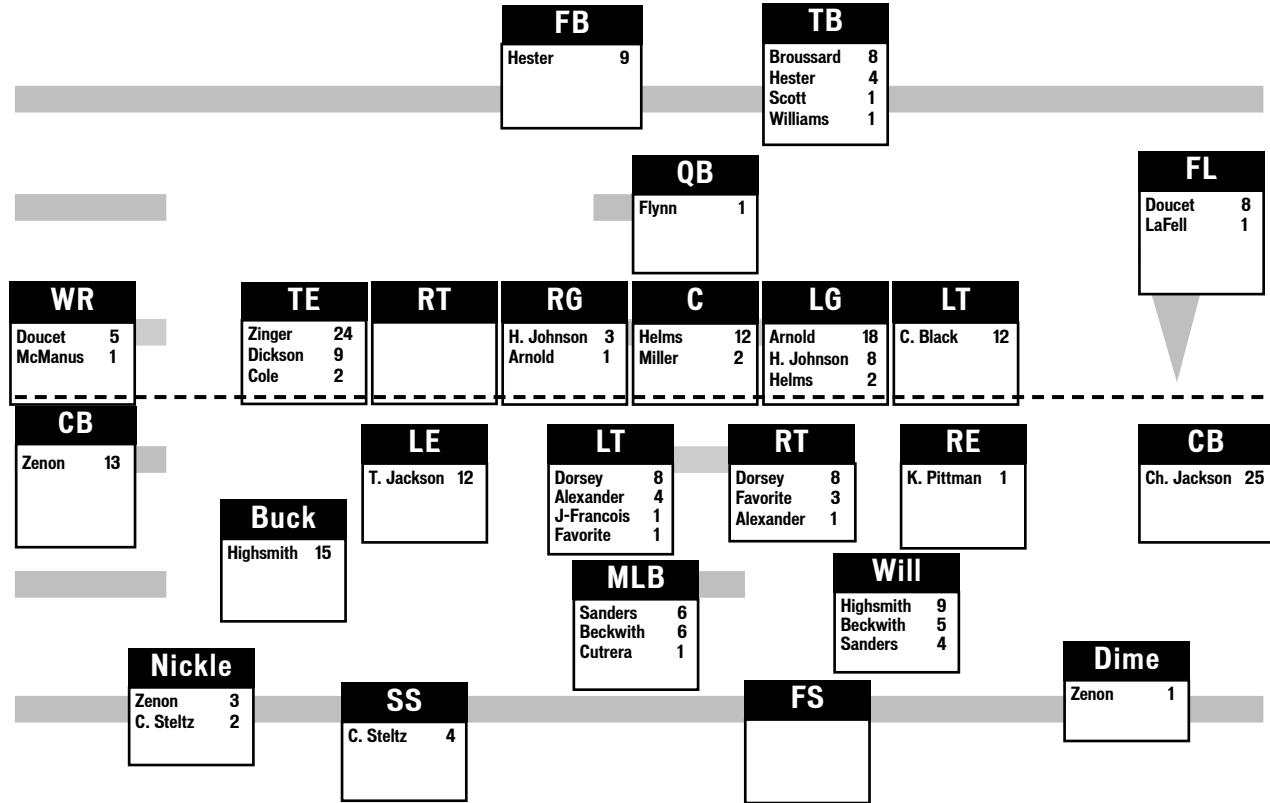
INDIVIDUAL

All-Purpose Yds	189 by Darren McFadden of Arkansas (11/24)
Rushing Yards	182 by Darren McFadden of Arkansas (11/24)
Rushing Carries	28 by BJ Green-Ellis vs. Ole Miss (11/18)
Rushing TDs	2 by Darren McFadden of Arkansas (11/24)
Longest Rush	80 by Darren McFadden of Arkansas (11/24)
Passing Yards	291 by John Parker Wilson of Alabama (11/11)
Pass Completions	22 by John Parker Wilson of Alabama (11/11)
Passing Attempts	37 by Andre Woodson of Kentucky (10/14)
Passes Intercepted	2 by three opponents
Passing TDs	2 by four opponents
Longest Pass	54 by Jonathan Crompton of Tennessee (11/4)
Receiving Yards	121 by Robert Meacham of Tennessee (11/4)
Receptions	8 by DJ Hall of Alabama (11/11) & Jeff Samardzija of Notre Dame (1/3)
Receiving TDs	2 by Robert Meacham of Tennessee (11/4)
Longest Reception	54 by Robert Meacham of Tennessee (11/4)
FG's Made	2 by two players
FG's Attempted	3 by Joshua Shene of Ole Miss (11/18)
Longest FG Made	45 by Joshua Shene of Ole Miss (11/18)
PAT's	2 by five opponents
Punts	8 by K. Zimmerman of Fresno State (10/21)
Punts Average	51.0 by Eric Wilbur of Florida (10/7)
Longest Punt	62 by Kody Bliss Auburn (9/16)
Punt Return Yards	80 by Fred Smith of Tulane (9/23)
Longest Punt Ret.	31 by Fred Smith of Tulane (9/23)
KO Return Yards	94 by Chastin West of Fresno State (10/21)
Longest KO Ret.	62 by Felix Jones of Arkansas (11/24)
Total Tackles	15 by Jonathan Hefney of Tennessee (11/4)
Tackles for Loss	2 by three players
Sacks	1 by 14 players
Interceptions	2 by Ryan Smith of Florida (10/7)
Int. Return Yards	31 Demetrice Morley of Tennessee (11/4)

2006 Starting Lineups/Career Starts

- INTRO
- THIS IS LSU
- TIGERS
- COACHES
- REVIEW
- HISTORY
- LSU

Career Starts by Position for Returning Players



2006 Offensive Game-by-Game Starters

GAME	X	Z	LT	LG	C	RG	RT	TE	FB	TB	QB
UL-Lafayette	Davis	Doucet	Black	Arnold	Helms	B. Johnson	Dyakowski	Zinger	Hester	Vincent	Russell
Arizona	Davis	Bowe	Black	Arnold	Helms	B. Johnson	Dyakowski	Dickson	Hester	Vincent	Russell
at Auburn	Davis	Bowe	Black	Arnold	Helms	B. Johnson	Dyakowski	Dickson	Hester	Vincent	Russell
Tulane	Davis	Bowe	Black	Arnold	Helms	H. Johnson	Dyakowski	Dickson	Zinger (TE)	Vincent	Russell
Mississippi State	Davis	Bowe	Black	Arnold	Helms	H. Johnson	Dyakowski	Dickson	Hester	Scott	Russell
at Florida	Davis	Bowe	Black	H. Johnson	Helms	B. Johnson	Dyakowski	Dickson	Zinger (TE)	Hester	Russell
Kentucky	Davis	Bowe	Black	H. Johnson	Helms	B. Johnson	Dyakowski	Dickson	Doucet (3wide)	Hester	Russell
Fresno State	Davis	Bowe	Black	H. Johnson	Miller	B. Johnson	Dyakowski	Dickson	Doucet (3wide)	Hester	Russell
at Tennessee	Davis	Bowe	Black	H. Johnson	Helms	B. Johnson	Dyakowski	Dickson	Hester	Vincent	Russell
Alabama	Doucet	Bowe	Black	H. Johnson	Helms	B. Johnson	Dyakowski	McManus (WR)	LaFell (WR)	Hester	Russell
Ole Miss	Davis	Bowe	Black	H. Johnson	Helms	B. Johnson	Dyakowski	Dickson	Cole (TE)	Vincent	Russell
at Arkansas	Davis	Bowe	Black	H. Johnson	Helms	B. Johnson	Dyakowski	Cole	Hester	Williams	Russell
Notre Dame	Davis	Bowe	Black	H. Johnson	Helms	B. Johnson	Dyakowski	Doucet (WR)	Hester	Vincent	Russell

2006 Defensive Game-by-Game Starters

GAME	LE	DT	DT	RE	WLB	MLB	BUCK	LCB	RCB	SS	FS
UL-Lafayette	T. Jackson	Dorsey	Willis (LB)	C. Pittman	Francis (nickle)	Sanders	Highsmith	Zenon	C. Jackson	Daniels	Landry
Arizona	T. Jackson	Dorsey	Favorite	C. Pittman	Beckwith	Sanders	Highsmith	Zenon	C. Jackson	Daniels	Landry
at Auburn	T. Jackson	Jean-Francois	Dorsey	C. Pittman	Francis (nickle)	Beckwith	Highsmith	Zenon	C. Jackson	Daniels	Landry
Tulane	T. Jackson	Dorsey	Favorite	C. Pittman	Beckwith	Sanders	Highsmith	Zenon	C. Jackson	Daniels	Landry
Mississippi State	T. Jackson	Dorsey	Favorite	C. Pittman	Beckwith	Sanders	Highsmith	Zenon	C. Jackson	Daniels	Landry
at Florida	T. Jackson	C. Pittman	Dorsey	Willis	Beckwith	Sanders	Highsmith	Zenon	C. Jackson	Daniels	Landry
Kentucky	T. Jackson	Favorite	Dorsey	C. Pittman	Beckwith	Sanders	Highsmith	Zenon	C. Jackson	Daniels	Landry
Fresno State	T. Jackson	Alexander	Dorsey	C. Pittman	Steltz (nickle)	Beckwith	Highsmith	Zenon	C. Jackson	Daniels	Landry
at Tennessee	T. Jackson	Alexander	Dorsey	C. Pittman	Sanders	Beckwith	Highsmith	Zenon	C. Jackson	Daniels	Landry
Alabama	T. Jackson	Alexander	Dorsey	C. Pittman	Sanders	Beckwith	Highsmith	Zenon	C. Jackson	Steltz	Landry
Ole Miss	Willis	Alexander	Dorsey	C. Pittman	Sanders	Cutrerera	Highsmith	Zenon	C. Jackson	Daniels	Landry
at Arkansas	T. Jackson	Alexander	Dorsey	C. Pittman	Francis (nickle)	Beckwith	Highsmith	Zenon	C. Jackson	Daniels	Landry
Notre Dame	T. Jackson	Alexander	Dorsey	C. Pittman	Sanders	Beckwith	Highsmith	Zenon	C. Jackson	Steltz	Landry

Game One

INTRO

THIS IS LSU


TIGERS

COACHES

REVIEW

HISTORY

LSU



UL-LAFAYETTE 3

#8/9 LSU 45



F

Sept. 2, 2006 • Tiger Stadium • Baton Rouge, La. • 92,362

Russell, Defense Dominant In 45-3 Dismantling Of Louisiana-Lafayette

JaMarcus Russell looked to be in mid-season form and the Tiger defense seemed to pick up where last season left off as eighth-ranked LSU rolled to a 45-3 season-opening win over Louisiana-Lafayette. Russell, seeing his first action since the SEC title game a year ago, connected on 13-of-17 passes for 253 yards and threw a career-high three TD passes in the victory, including a 58-yarder to **Brandon LaFell** on LSU's first possession of the contest. Minutes later CB **Jonathan Zenon** returned an interception 20-yards for a touchdown, giving the Tigers a 14-0 lead just five minutes into the game. ULL's only points came early in the second quarter on a field goal as the Tiger defense stretched its streak of not allowing a touchdown to 10 quarters. The Tigers closed out the first half with Russell throwing TD passes to **Early Doucet** and **Dwayne Bowe** as LSU led 28-3 at halftime. **Jacob Hester** and **Alley Broussard** added TD runs in the second half for the Tigers as LSU rolled up 469 yards of offense compared to just eight first downs and 176 yards for the Cajuns. For the contest, LSU's three quarterbacks combined to connect on 17-of-23 passes for 299 yards and three scores, while the Tigers racked up 170 yards on the ground, with Broussard leading the way with 46 yards on eight carries in his first action since a severe knee injury in August 2005.

SCORING

ULL	0	3	0	0	-	3
LSU	14	14	7	10	-	45

LSU	11:30	1Q	B. LaFell 58 pass from J. Russell (David kick)
LSU	9:46	1Q	J. Zenon 20 interception return (David kick)
ULL	11:26	2Q	E. Edmiston 41 FG
LSU	6:42	2Q	E. Doucet 16 pass from J. Russell (David kick)
LSU	0:54	2Q	D. Bowe 28 pass from J. Russell (David kick)
LSU	9:29	3Q	J. Hester 2 run (David kick)
LSU	11:59	4Q	A. Broussard 7 run (David kick)
LSU	4:01	4Q	R. Gaudet 33 FG

TEAM STATS

	ULL	LSU
FIRST DOWNS	8	24
RUSHING	4	9
PASSING	4	12
PENALTY	0	3
RUSHING ATTEMPTS	35	35
YARDS GAINED RUSHING	124	187
YARDS LOST RUSHING	11	17
NET YARDS RUSHING	113	170
NET YARDS PASSING	63	299
PASSES ATTEMPTED	17	23
PASSES COMPLETED	7	17
HAD INTERCEPTED	2	0
TOTAL OFFENSIVE PLAYS	52	59
TOTAL NET YARDS	176	469
AVERAGE GAIN PER PLAY	3.4	7.9
FUMBLES/LOST	0/0	2/2
PENALTIES/YARDS	9/78	6/55
INTERCEPTIONS/YARDS	0/0	2/33
PUNTS/YARDS	6/246	2/82
AVERAGE PER PUNT	41.0	41.0
PUNT RETURNS/YARDS	0/0	4/29
KICKOFF RETURNS/YARDS	5/75	2/27
POSSESSION TIME	31:31	28:29
THIRD-DOWN CONVERSIONS	2/12	6/11
FOURTH-DOWN CONVERSIONS	1/2	1/1
SACKS BY	1/2	3/5

LSU

RUSHING	ATT.	GAIN	LOST	NET	TD	LONG
Alley Broussard	8	47	1	46	1	19
Charles Scott	5	39	0	39	0	20
Jacob Hester	8	31	0	31	1	8
Matt Flynn	4	36	12	24	0	14
Justin Vincent	8	21	0	21	0	8
Keiland Williams	2	13	0	13	0	10
Ryan Perrilloux	1	0	4	-4	0	0

PASSING	ATT.	COMP.	INT.	YDS.	TD	LONG	SACKS
JaMarcus Russell	17	13	0	253	3	58	0
Matt Flynn	5	3	0	36	0	17	1
Ryan Perrilloux	1	1	0	10	0	10	0

RECEIVING	NO.	YDS.	TD	LONG
Dwayne Bowe	4	88	1	32
Craig Davis	4	82	0	29
Early Doucet	3	33	1	16
Jacob Hester	2	1	0	4
Brandon LaFell	1	58	1	58
Justin Vincent	1	14	0	14
Richard Dickson	1	13	0	13
Mit Cole	1	10	0	10

PUNTING	NO.	YDS.	AVG.	LONG	I20
Chris Jackson	2	82	41.0	43	0

FIELD GOALS	ATT.	MADE	LONG	KICKS
Ryan Gaudet	1	1	33	made: 33

ALL RETURNS	Punts			Kickoffs			Intercepted		
	NO.	YDS.	LG.	NO.	YDS.	LG.	NO.	YDS.	LG.
Early Doucet	0	0	0	2	27	15	0	0	0
Jonathan Zenon	0	0	0	0	0	0	2	33	20
Chevis Jackson	2	15	14	0	0	0	0	0	0
Daniel Francis	1	8	8	0	0	0	0	0	0
Trindon Holliday	1	6	6	0	0	0	0	0	0

UL-LAFAYETTE

RUSHING	ATT.	GAIN	LOST	NET	TD	LONG
Tyrell Fenroy	12	52	0	52	0	17
Deon Wallace	7	28	4	24	0	12
Cheste Johnson	2	13	0	13	0	11
Caleb Rubin	4	10	0	10	0	5
Mic Desormeaux	1	8	0	8	0	8
Abdule Levier	2	5	0	5	0	3
Chance Roberson	1	1	0	1	0	1
Jerry Babb	6	7	7	0	0	5

PASSING	ATT.	COMP.	INT.	YDS.	TD	LONG	SACKS
Jerry Babb	17	7	2	63	0	16	3

RECEIVING	NO.	YDS.	TD	LONG
Derrick Smith	2	23	0	14
Corey Fredrick	1	16	0	16
Cheste Johnson	1	9	0	9
Abdule Levier	1	8	0	8
Tyrell Fenroy	1	8	0	8

PUNTING	NO.	YDS.	AVG.	LONG	I20
Brit Framel	6	246	41.0	48	1

FIELD GOALS	ATT.	MADE	LONG	KICKS
Drew Edmiston	2	1	41	made: 41, missed: 35



ARIZONA 3

#8/8 LSU 45

ESPN 2

F

Sept. 9, 2006 • Tiger Stadium • Baton Rouge, La. • 92,221

LSU Overwhelms Arizona, 45-3

LSU struck early and often and never looked back as the Tigers scored on their first possession for the second straight week on their way to a 45-3 win over Arizona. LSU's defense also added first quarter points for the second straight week when **Jonathan Zenon** returned an interception 41 yards for a score, giving LSU a 14-0 lead. The Tigers extended their lead to 24-0 early in the second quarter on a 17-yard run by **Alley Broussard**. LSU extended the lead to 38-0 in the third quarter with a pair of touchdowns in a two minute span, the first coming on a 28-yard run by **Jacob Hester** and the second coming on a 29-yard TD pass from **JaMarcus Russell** to **Dwayne Bowe**. **Charles Scott** capped the LSU scoring midway through the fourth quarter with a 38-yard run. For the game, the Tigers racked up 461 yards of offense compared to just 152 yards for Arizona. Russell threw for 196 yards and two scores, while Hester rushed for 43 yards and a score and caught six passes for 53 yards and a touchdown. Defensively, the Tigers intercepted three passes and forced a fumble in limiting the Wildcats to just three fourth quarter points. LB **Darry Beckwith** led the Tigers with nine tackles and 1.5 sacks, while SS **Jessie Daniels** had five tackles, a tackle for a loss and forced a fumble.

SCORING

Arizona	0	0	0	3	-	3
LSU	17	7	14	7	-	45

LSU	9:17	1Q	C. David 21 FG
LSU	7:44	1Q	J. Zenon 41 interception return (David kick)
LSU	6:17	1Q	J. Hester 5 pass from J. Russell (David kick)
LSU	14:05	2Q	A. Broussard 17 run (David kick)
LSU	7:06	3Q	J. Hester 28 run (David kick)
LSU	5:05	3Q	D. Bowe 29 pass from J. Russell (David kick)
LSU	7:22	4Q	C. Scott 38 run (David kick)
ARIZ	1:06	4Q	N. Folk 22 FG

TEAM STATS

	ARIZ	LSU
FIRST DOWNS	13	21
RUSHING	5	11
PASSING	7	10
PENALTY	1	0
RUSHING ATTEMPTS	21	38
YARDS GAINED RUSHING	73	241
YARDS LOST RUSHING	38	10
NET YARDS RUSHING	35	231
NET YARDS PASSING	117	230
PASSES ATTEMPTED	36	23
PASSES COMPLETED	16	16
HAD INTERCEPTED	3	1
TOTAL OFFENSIVE PLAYS	57	61
TOTAL NET YARDS	152	461
AVERAGE GAIN PER PLAY	3.2	10.0
FUMBLES/LOST	4/1	2/2
PENALTIES/YARDS	3/14	5/32
INTERCEPTIONS/YARDS	1/1	3/63
PUNTS/YARDS	6/257	1/35
AVERAGE PER PUNT	42.8	35.0
PUNT RETURNS/YARDS	0/0	3/29
KICKOFF RETURNS/YARDS	3/50	0/0
POSSESSION TIME	30:08	29:52
THIRD-DOWN CONVERSIONS	3/15	9/12
FOURTH-DOWN CONVERSIONS	2/2	0/0
SACKS BY	0/0	3/21

LSU

RUSHING	ATT.	GAIN	LOST	NET	TD	LONG
Charles Scott	4	47	0	47	1	38
Jacob Hester	8	43	0	43	1	28
Trindon Holliday	2	38	0	38	0	34
Justin Vincent	8	31	0	31	0	7
Alley Broussard	8	38	8	30	1	17
JaMarcus Russell	4	23	0	23	0	13
Early Doucet	1	10	0	10	0	10
Matt Flynn	1	8	0	8	0	8
Keiland Williams	2	3	2	1	0	3

PASSING	ATT.	COMP.	INT.	YDS.	TD	LONG	SACKS
JaMarcus Russell	20	13	1	196	2	31	0
Matt Flynn	3	3	0	34	0	22	0

RECEIVING	NO.	YDS.	TD	LONG
Jacob Hester	6	53	1	17
Dwayne Bowe	3	65	1	29
Early Doucet	2	49	0	31
Craig Davis	2	29	0	15
Jared Mitchell	1	22	0	22
Brandon LaFell	1	9	0	9
Chris Mitchell	1	3	0	3

PUNTING	NO.	YDS.	AVG.	LONG	I20
Team	1	35	35.0	35	0

FIELD GOALS	ATT.	MADE	LONG	KICKS
Colt David	1	1	21	made: 21

ALL RETURNS	Punts			Kickoffs			Intercepted		
	NO.	YDS.	LG.	NO.	YDS.	LG.	NO.	YDS.	LG.
Craig Steltz	0	0	0	0	0	0	1	19	19
Jonathan Zenon	0	0	0	0	0	0	1	41	0
Chevis Jackson	3	29	13	0	0	0	0	0	0
Laron Landry	0	0	0	0	0	0	1	3	3

ARIZONA

RUSHING	ATT.	GAIN	LOST	NET	TD	LONG
Chris Jennings	8	60	7	53	0	30
Adam Austin	1	4	0	4	0	4
Chris Henry	6	8	6	2	0	3
Willie Tuitama	6	1	25	-24	0	1

PASSING	ATT.	COMP.	INT.	YDS.	TD	LONG	SACKS
Adam Austin	19	8	1	67	0	19	0
Willie Tuitama	17	8	2	50	0	14	3

RECEIVING	NO.	YDS.	TD	LONG
Syndric Steptoe	4	26	0	12
Mike Thomas	3	19	0	9
Anthony Johnson	3	13	0	6
Earl Mitchell	2	26	0	14
Brad Wood	1	19	0	19
Brandyn McCall	1	9	0	9
Xavier Smith	1	7	0	7
Chris Henry	1	-2	0	-2

PUNTING	NO.	YDS.	AVG.	LONG	I20
Nick Folk	6	257	42.8	51	2

FIELD GOALS	ATT.	MADE	LONG	KICKS
Nick Folk	1	1	22	made: 22

- INTRO
- THIS IS LSU
- TIGERS
- COACHES
- REVIEW
- HISTORY
- LSU

Game Three

INTRO

THIS IS LSU


TIGERS

COACHES

REVIEW

HISTORY

LSU



#6/7 LSU **3**

#3/4 AUBURN **7**



F

Sept. 16, 2006 • Jordan-Hare Stadium • Auburn, Ala. • 87,451

LSU Loses Defensive Battle to No. 3 Auburn, 7-3

LSU held Auburn to only seven points and just 182 yards of total offense, but it wasn't enough as No. 3 Auburn held off LSU, 7-3, in Jordan-Hare Stadium. Trailing 3-0 late in the third quarter, Auburn used a 12-play, 75-yard drive capped with a one-yard run by QB Brandon Cox to take a 7-3 lead against LSU. That score would hold up as LSU had a last-minute drive stopped at the Auburn four-yard line as time expired. In a game that featured two of the nation's top defenses, LSU took a 3-0 halftime lead when PK **Colt David** drilled a 42-yard field goal as time expired in the second quarter. The David field goal capped a 13-play, 55-yard drive for the Tigers. QB **JaMarcus Russell** highlighted the Tiger offense by completing 20-of-35 passes for 269 yards. LSU, which had 311 yards of total offense in the contest, managed just 42 yards on the ground with RB **Alley Broussard** and **Justin Vincent** each totaling 16 yards rushing. The Tiger defense, led by LB **Darry Beckwith** and DT **Glenn Dorsey**, held Auburn to only 72 yards rushing in the contest. Of its nine possessions, Auburn went three-and-out five times, including all four of its first quarter possessions.

SCORING

LSU	0	3	0	0	-	3
Auburn	0	0	7	0	-	7

LSU	0:00	2Q	C. David 42 FG
AU	4:53	3Q	B. Cox 1 run (J. Vaughn kick)

TEAM STATS

	LSU	AU
FIRST DOWNS	16	13
RUSHING	3	7
PASSING	12	5
PENALTY	1	1
RUSHING ATTEMPTS	23	38
YARDS GAINED RUSHING	56	113
YARDS LOST RUSHING	14	41
NET YARDS RUSHING	42	72
NET YARDS PASSING	269	110
PASSES ATTEMPTED	37	20
PASSES COMPLETED	20	11
HAD INTERCEPTED	0	1
TOTAL OFFENSIVE PLAYS	60	58
TOTAL NET YARDS	311	182
AVERAGE GAIN PER PLAY	5.2	3.1
FUMBLES/LOST	2/0	0/0
PENALTIES/YARDS	7/50	4/35
INTERCEPTIONS/YARDS	1/16	0/0
PUNTS/YARDS	6/252	6/289
AVERAGE PER PUNT	42.0	48.2
PUNT RETURNS/YARDS	2/19	0/0
KICKOFF RETURNS/YARDS	0/0	1/13
POSSESSION TIME	26:26	33:34
THIRD-DOWN CONVERSIONS	4/13	6/15
FOURTH-DOWN CONVERSIONS	0/2	1/1
SACKS BY	4/29	1/1

LSU

RUSHING	ATT.	GAIN	LOST	NET	TD	LONG
Justin Vincent	6	16	0	16	0	4
Alley Broussard	10	25	9	16	0	9
JaMarcus Russell	4	15	1	14	0	12
Jacob Hester	3	0	4	-4	0	0

PASSING	ATT.	COMP.	INT.	YDS.	TD	LONG	SACKS
JaMarcus Russell	35	20	0	269	0	37	1
TEAM	2	0	0	0	0	0	0

RECEIVING	NO.	YDS.	TD	LONG
Craig Davis	7	96	0	21
Early Doucet	4	83	0	37
Dwayne Bowe	4	56	0	21
Jacob Hester	4	27	0	9
Justin Vincent	1	7	0	7

PUNTING	NO.	YDS.	AVG.	LONG	I20
Chris Jackson	6	252	42.0	52	1

FIELD GOALS	ATT.	MADE	LONG	KICKS
Colt David	1	1	42	made: 42

ALL RETURNS	Punts			Kickoffs			Intercepted		
	NO.	YDS.	LG.	NO.	YDS.	LG.	NO.	YDS.	LG.
Craig Steltz	0	0	0	0	0	0	1	16	16
Chevis Jackson	2	19	12	0	0	0	0	0	0

AUBURN

RUSHING	ATT.	GAIN	LOST	NET	TD	LONG
Kenny Irons	25	82	12	70	0	12
Courtney Taylor	1	11	0	11	0	11
Carl Stewart	2	8	0	8	0	7
Brad Lester	2	0	0	0	0	0
Brandon Cox	8	12	29	-17	1	5


PASSING	ATT.	COMP.	INT.	YDS.	TD	LONG	SACKS
Brandon Cox	20	11	1	110	0	19	4

RECEIVING	NO.	YDS.	TD	LONG
Courtney Taylor	3	22	0	10
Prechae Rodriguez	2	16	0	8
Carl Stewart	1	19	0	19
Rod Smith	1	17	0	17
Robert Dunn	1	14	0	14
Gabe McKenzie	1	13	0	13
Cole Bennett	1	7	0	7
Tommy Trott	1	2	0	2

PUNTING	NO.	YDS.	AVG.	LONG	I20
Kody Bliss	6	289	48.2	62	2

FIELD GOALS	ATT.	MADE	LONG	KICKS
John Vaughn	1	0	0	missed: 26

ALL RETURNS	Punts			Kickoffs			Intercepted		
	NO.	YDS.	LG.	NO.	YDS.	LG.	NO.	YDS.	LG.
Brad Lester	0	0	0	1	13	13	0	0	0



TULANE **7**

#10/11 LSU **49**

F

Sept. 23, 2006 • Tiger Stadium • Baton Rouge, La. • 92,135

Tigers Dominant In All Phases in 49-7 Win Over Tulane

LSU bounced back from its disappointing loss to Auburn a week earlier with a 49-7 victory over Tulane in Tiger Stadium. LSU scored early and often in the contest, building a 14-0 first quarter lead and then stretching it to 28-0 at halftime. **Early Doucet** scored three first half touchdowns, two on passes from **JaMarcus Russell** and the other coming on a 17-yard run. Freshman **Charles Scott** added an eight-yard run to cap the first half scoring for the Tigers. Scott added another scoring run in the third quarter as the Tigers built a 35-0 lead. Scott finished the game with a career-best 101 yards rushing as the Tigers had 201 yards on the ground in the contest. LSU rounded out the scoring with TD runs of seven-yards by **Matt Flynn** and 6-yards by **Jacob Hester**. For the game, LSU limited the Green Wave to just 231 total yards and one fourth quarter touchdown, which came against LSU's defensive backups. Tulane did become the first team in 2006 to surpass the 200-yard mark on the Tigers as the Green Wave eclipsed the mark late in the fourth quarter against LSU defensive reserves. Russell connected on 17-of-23 passes for 198 yards and two TDs. As a team, the Tigers rushed for five scores in the game.

SCORING

Tulane	0	0	0	7	-	7
LSU	14	14	14	7	-	49

LSU	9:28	1Q	E. Doucet 12 pass from J. Russell (David kick)
LSU	6:20	1Q	E. Doucet 17 run (David kick)
LSU	14:32	2Q	C. Scott 8 run (David kick)
LSU	4:25	2Q	E. Doucet 4 pass from J. Russell (David kick)
LSU	8:54	3Q	C. Scott 7 run (David kick)
LSU	5:21	3Q	M. Flynn 5 run (David kick)
LSU	14:53	4Q	J. Hester 6 run (R. Gaudet kick)
TU	3:21	4Q	A. Scelfo 1 run (R. Thevenot kick)

TEAM STATS

	TU	LSU
FIRST DOWNS	17	21
RUSHING	7	9
PASSING	6	12
PENALTY	4	0
RUSHING ATTEMPTS	35	32
YARDS GAINED RUSHING	144	190
YARDS LOST RUSHING	32	18
NET YARDS RUSHING	112	172
NET YARDS PASSING	110	201
PASSES ATTEMPTED	32	28
PASSES COMPLETED	12	18
HAD INTERCEPTED	2	0
TOTAL OFFENSIVE PLAYS	67	60
TOTAL NET YARDS	231	373
AVERAGE GAIN PER PLAY	3.4	6.2
FUMBLES/LOST	6/1	2/0
PENALTIES/YARDS	3/20	12/90
INTERCEPTIONS/YARDS	0/0	2/76
PUNTS/YARDS	6/216	5/251
AVERAGE PER PUNT	36.0	50.2
PUNT RETURNS/YARDS	4/80	1/7
KICKOFF RETURNS/YARDS	4/69	2/44
POSSESSION TIME	33:05	26:55
THIRD-DOWN CONVERSIONS	6/17	5/10
FOURTH-DOWN CONVERSIONS	0/1	1/1
SACKS BY	1/12	4/27

LSU

RUSHING	ATT.	GAIN	LOST	NET	TD	LONG
Charles Scott	15	105	4	101	2	20
Jacob Hester	4	21	0	21	1	9
Early Doucet	1	17	0	17	1	17
Keiland Williams	5	17	0	17	0	6
Craig Davis	1	8	0	8	0	8
Justin Vincent	2	6	0	6	0	5
Matt Flynn	1	5	0	5	1	5
Quinn Johnson	1	4	0	4	0	4
JaMarcus Russell	2	5	12	-7	0	5

PASSING	ATT.	COMP.	INT.	YDS.	TD	LONG	SACKS
JaMarcus Russell	23	17	0	198	2	21	1
Matt Flynn	3	1	0	3	0	3	0
Ryan Perrilloux	2	0	0	0	0	0	0
Jimmy Welker	0	0	0	0	0	0	0

RECEIVING	NO.	YDS.	TD	LONG
Craig Davis	6	86	0	21
Dwayne Bowe	5	49	0	14
Early Doucet	4	36	2	12
Charles Scott	1	16	0	16
Brandon LaFell	1	11	0	11
Jared Mitchell	1	3	0	3

PUNTING	NO.	YDS.	AVG.	LONG	I20
Chris Jackson	5	251	50.2	58	1

ALL RETURNS	Punts			Kickoffs			Intercepted		
	NO.	YDS.	LG.	NO.	YDS.	LG.	NO.	YDS.	LG.
Early Doucet	0	0	0	1	22	22	0	0	0
Trindon Holliday	0	0	0	1	22	22	0	0	0
Craig Steltz	0	0	0	0	0	0	1	76	76
Chevis Jackson	1	7	7	0	0	0	0	0	0
Danny McCray	0	0	0	0	0	0	1	0	0

TULANE

RUSHING	ATT.	GAIN	LOST	NET	TD	LONG
Ray Boudreaux	6	47	0	47	0	16
Anthony Scelfo	6	41	0	41	1	18
Matt Forte	11	30	5	25	0	19
Jeremy Williams	1	13	0	13	0	13
Ade Tuyo	3	9	0	9	0	4

PASSING	ATT.	COMP.	INT.	YDS.	TD	LONG	SACKS
Lester Ricard	15	6	0	44	0	14	2
Scott Elliott	13	4	1	48	0	20	2
Anthony Scelfo	4	2	1	27	0	21	0

RECEIVING	NO.	YDS.	TD	LONG
Preston Brown	3	9	0	4
Jeremy Williams	2	35	0	21
Michael Batiste	2	14	0	8
Brian King	1	20	0	20
Chris Dunn	1	15	0	15
Matt Forte	1	12	0	12
Damarcus Davis	1	9	0	9
Gabe Ratcliff	1	5	0	5

PUNTING	NO.	YDS.	AVG.	LONG	I20
Barrett Pepper	6	216	36.0	53	0

FIELD GOALS	ATT.	MADE	LONG	KICKS
Ross Thevenot	1	0	0	blocked: 44

- INTRO
- THIS IS LSU
- TIGERS
- COACHES
- REVIEW
- HISTORY
- LSU

Game Five

- INTRO
- THIS IS LSU
- TIGERS
- COACHES
- REVIEW
- HISTORY
- LSU



MISSISSIPPI STATE 17

#9/10 LSU 48



F

Sept. 30, 2006 • Tiger Stadium • Baton Rouge, La. • 91,960

Russell Passes LSU Past Mississippi State, 48-17

LSU scored touchdowns on its first five possessions, building a 35-0 lead just 20 minutes into the contest as the ninth-ranked Tigers rolled to a 48-17 win over Mississippi State. The game was delayed 52 minutes just after halftime due to lightning. LSU led 35-3 when the game was halted with just over 10 minutes left in the third quarter. **JaMarcus Russell** completed 15 of his first 16 passes on his way to the best passing day of his career. Russell finished 18 of 20 for a career-best 330 yards and 3 TDs. Russell threw first half TD passes of 9, 37, and 6 yards. For the game, the Tigers piled up 446 yards of total offense, including 338 passing and 108 rushing. **Charles Scott**, making his first career start, rushed for 27 yards and 2 TDs for the Tigers. **Jacob Hester** led the Tigers in rushing with 49 yards and 1 TD. **Craig Davis** led LSU in receiving with 6 receptions for 101 yards and a TD, while **Dwayne Bowe** added 5 catches for 95 yards and a score. Defensively, LSU limited State to just 14 yards rushing and 226 yards of offense. LSU sacked MSU quarterbacks five times as the Tigers held the Bulldogs to 3-and-out on five of their seven first half possessions.

SCORING

Mississippi State	0	3	7	7	-	17
LSU	21	14	0	13	-	48

LSU	10:55	1Q	C. Davis 9 pass from J. Russell (David kick)
LSU	6:47	1Q	C. Scott 6 run (David kick)
LSU	3:40	1Q	E. Doucet 37 pass from J. Russell (Jackson kick)
LSU	14:56	2Q	C. Scott 1 run (David kick)
LSU	10:35	2Q	D. Bowe 6 pass from J. Russell (Jackson kick)
MSU	4:50	2Q	A. Carlson 32 FG
MSU	3:07	3Q	D. Pegues 23 interception return (Carlson kick)
LSU	13:01	4Q	J. Hester 5 run (David kick)
MSU	9:57	4Q	T. Burks 46 pass from O. Conner (Carlson kick)
LSU	1:29	4Q	A. Broussard 1 run (pass failed)

TEAM STATS

	MSU	LSU
FIRST DOWNS	10	22
RUSHING	2	7
PASSING	8	12
PENALTY	0	3
RUSHING ATTEMPTS	21	38
YARDS GAINED RUSHING	45	125
YARDS LOST RUSHING	31	17
NET YARDS RUSHING	14	108
NET YARDS PASSING	212	338
PASSES ATTEMPTED	29	23
PASSES COMPLETED	15	19
HAD INTERCEPTED	1	1
TOTAL OFFENSIVE PLAYS	50	61
TOTAL NET YARDS	226	446
AVERAGE GAIN PER PLAY	4.5	7.3
FUMBLES/LOST	1/0	2/1
PENALTIES/YARDS	9/79	3/37
INTERCEPTIONS/YARDS	1/23	1/0
PUNTS/YARDS	7/309	2/81
AVERAGE PER PUNT	44.1	40.5
PUNT RETURNS/YARDS	1/11	5/49
KICKOFF RETURNS/YARDS	6/113	0/0
POSSESSION TIME	27:29	32:31
THIRD-DOWN CONVERSIONS	2/11	7/9
FOURTH-DOWN CONVERSIONS	0/1	0/0
SACKS BY	1/12	5/22

LSU

RUSHING	ATT.	GAIN	LOST	NET	TD	LONG
Jacob Hester	8	49	0	49	1	23
Alley Broussard	10	29	1	28	1	8
Charles Scott	11	27	0	27	2	6
Matt Flynn	1	8	0	8	0	8
Justin Vincent	5	7	4	3	0	4
Early Doucet	1	2	0	2	0	2
JaMarcus Russell	2	3	12	-9	0	0

PASSING	ATT.	COMP.	INT.	YDS.	TD	LONG	SACKS
JaMarcus Russell	20	18	0	330	3	55	1
Matt Flynn	3	1	1	8	0	8	0

RECEIVING	NO.	YDS.	TD	LONG
Craig Davis	6	101	1	30
Dwayne Bowe	5	95	1	41
Early Doucet	5	71	1	37
Richard Dickson	1	55	0	55
Jacob Hester	1	8	0	8
Charles Scott	1	8	0	8

PUNTING	NO.	YDS.	AVG.	LONG	I20
Chris Jackson	2	81	40.5	54	1

ALL RETURNS	Punts			Kickoffs			Intercepted		
	NO.	YDS.	LG.	NO.	YDS.	LG.	NO.	YDS.	LG.
Chevis Jackson	5	49	22	0	0	0	0	0	0
Craig Steltz	0	0	0	0	0	0	1	0	0

MISSISSIPPI STATE

RUSHING	ATT.	GAIN	LOST	NET	TD	LONG
Anthony Dixon	8	20	0	20	0	5
Arnil Stallworth	4	4	0	4	0	3
Omarr Conner	6	20	17	3	0	19
Justin Williams	1	1	0	1	0	1
Tray Rutland	1	0	5	-5	0	0

PASSING	ATT.	COMP.	INT.	YDS.	TD	LONG	SACKS
Omarr Conner	28	15	0	212	1	46	4
Tray Rutland	1	0	1	0	0	0	1

RECEIVING	NO.	YDS.	TD	LONG
Lance Long	5	37	0	15
Tony Burks	4	103	1	46
Arnil Stallworth	3	29	0	16
Casey Rogers	1	22	0	22
Jamayel Smith	1	17	0	17
Joey Sanders	1	4	0	4

PUNTING	NO.	YDS.	AVG.	LONG	I20
Kody Bliss	6	289	48.2	62	2

FIELD GOALS	ATT.	MADE	LONG	KICKS
Adam Carlson	1	1	32	made: 32

ALL RETURNS	Punts			Kickoffs			Intercepted		
	NO.	YDS.	LG.	NO.	YDS.	LG.	NO.	YDS.	LG.
Derek Pegues	1	11	11	5	88	23	1	23	23
Adron Chambers	0	0	0	1	25	25	0	0	0



#9/10 LSU 10

#5 FLORIDA 23



F

Oct. 7, 2006 • Ben Hill Griffin Stadium • Gainesville, Fla. • 90,714

Special Teams Blunders Doom Tigers in 23-10 Loss to Florida

Fumbles on a punt return and a kickoff return along with a blocked punt were too much for LSU to overcome as the Tigers dropped a 23-10 decision to Florida in Gainesville. In all, LSU turned the ball over five times, including once at the Florida one-yard line, leading to 16 of the Gators' 23 points, including all 14 of their first half points. LSU took the early lead in the contest, scoring on a two-yard pass from **JaMarcus Russell** to **Jacob Hester** midway through the first quarter. The Tigers appeared to be in control of the game after forcing the Gators to punt on their next possession. However, **Chevis Jackson** muffed the punt and Florida recovered at the LSU 19-yard line. The Gators tied the game six plays later. LSU again looked to have regained control of the contest, going 75 yards on 17 plays before a fumble on the center-quarterback exchange at the Florida one-yard line. The Gators took the lead for good just before halftime on a one-yard scoring pass play. LSU then fumbled the second half kickoff resulting in a safety for the Gators. Florida took the ensuing kickoff and went 67 yards on five plays to take a 23-10 lead early in the third quarter. LSU had its chances down the stretch, but interceptions deep in Florida territory, erased those scoring opportunities for the Tigers. Russell finished the game with 228 yards passing and one TD as he connected on 24-of-41 attempts. **Craig Davis** led the Tigers with eight catches for 85 yards, while Hester rushed for 43 yards on nine carries. **LaRon Landry** tallied 12 tackles and blocked a fourth quarter punt to pace a Tiger defense that limited Florida to 288 yards of offense.

SCORING

LSU	7	0	0	3	-	10
Florida	7	7	9	0	-	23

LSU	6:45	1Q	J. Hester 2 pass from J. Russell (David kick)
UF	0:11	1Q	T. Tebow 1 run (Hetland kick)
UF	0:22	2Q	T. Casey 1 pass from T. Tebow (Hetland kick)
UF	14:46	3Q	J. McCollum safety
UF	12:05	3Q	L. Murphy 35 pass from T. Tebow (Hetland kick)
LSU	11:53	4Q	C. David 45 FG

TEAM STATS

	LSU	UF
FIRST DOWNS	22	14
RUSHING	8	5
PASSING	11	9
PENALTY	3	0
RUSHING ATTEMPTS	25	32
YARDS GAINED RUSHING	92	120
YARDS LOST RUSHING	2	23
NET YARDS RUSHING	90	97
NET YARDS PASSING	228	191
PASSES ATTEMPTED	41	28
PASSES COMPLETED	24	19
HAD INTERCEPTED	3	1
TOTAL OFFENSIVE PLAYS	66	60
TOTAL NET YARDS	318	288
AVERAGE GAIN PER PLAY	4.8	4.8
FUMBLES/LOST	3/2	3/1
PENALTIES/YARDS	5/30	14/102
INTERCEPTIONS/YARDS	1/0	3/13
PUNTS/YARDS	2/27	5/204
AVERAGE PER PUNT	13.5	40.8
PUNT RETURNS/YARDS	3/-10	1/6
KICKOFF RETURNS/YARDS	4/65	2/36
POSSESSION TIME	27:25	32:35
THIRD-DOWN CONVERSIONS	7/13	4/12
FOURTH-DOWN CONVERSIONS	1/1	1/3
SACKS BY	1/9	1/1

LSU

RUSHING	ATT.	GAIN	LOST	NET	TD	LONG
Jacob Hester	9	44	1	43	0	18
JaMarcus Russell	4	20	1	19	0	17
Alley Broussard	8	15	0	15	0	6
Early Doucet	2	12	0	12	0	7
Craig Davis	1	1	0	1	0	1
Justin Vincent	1	0	0	0	0	0

PASSING	ATT.	COMP.	INT.	YDS.	TD	LONG	SACKS
JaMarcus Russell	41	24	3	228	1	27	1

RECEIVING	NO.	YDS.	TD	LONG
Craig Davis	8	85	0	27
Dwayne Bowe	6	50	0	11
Early Doucet	5	68	0	25
Jacob Hester	5	25	1	14

PUNTING	NO.	YDS.	AVG.	LONG	I20
Chris Jackson	1	27	27.0	27	0

FIELD GOALS	ATT.	MADE	LONG	KICKS
Colt David	2	1	45	made: 45, missed: 41

ALL RETURNS	Punts			Kickoffs			Intercepted		
	NO.	YDS.	LG.	NO.	YDS.	LG.	NO.	YDS.	LG.
Early Doucet	0	0	0	4	65	36	0	0	0
Chevis Jackson	2	-19	0	0	0	0	1	0	0
LaRon Landry	1	9	0	0	0	0	0	0	0

FLORIDA

RUSHING	ATT.	GAIN	LOST	NET	TD	LONG
Kestahn Moore	10	36	0	36	0	15
Tim Tebow	9	40	5	35	1	15
Jarred Fayson	3	11	0	11	0	6
Andre Caldwell	2	11	2	9	0	11
Percy Harvin	1	9	0	9	0	9
Jemalle Cornelius	1	7	0	7	0	7
Brandon James	1	0	0	0	0	0
Eric Wilbur	1	0	2	-2	0	0
Chris Leak	3	6	9	-3	0	3

PASSING	ATT.	COMP.	INT.	YDS.	TD	LONG	SACKS
Chris Leak	26	17	1	155	0	26	1
Tim Tebow	2	2	0	36	2	35	0

RECEIVING	NO.	YDS.	TD	LONG
Andre Caldwell	5	38	0	17
Dallas Baker	4	46	0	18
Jemalle Cornelius	3	40	0	26
Louis Murphy	2	42	1	35
Percy Harvin	2	18	0	14
Cornelius Ingram	1	6	0	6
Tate Casey	1	1	1	1
Kestahn Moore	1	0	0	0

PUNTING	NO.	YDS.	AVG.	LONG	I20
Eric Wilbur	4	204	51.0	56	3

FIELD GOALS	ATT.	MADE	LONG	KICKS
Chris Hetland	1	0	--	missed: 36

- INTRO
- THIS IS LSU
- TIGERS
- COACHES
- REVIEW
- HISTORY
- LSU

Game Seven

INTRO

THIS IS LSU


TIGERS

COACHES

REVIEW

HISTORY

LSU



KENTUCKY 0

#14/16 LSU 49

F

Oct. 14, 2006 • Tiger Stadium • Baton Rouge, La. • 92,148

Offense and Defense Shine in 49-0 Win Over Kentucky

A balanced offense and a stingy defense proved just too much for Kentucky as the Tigers rolled to a 49-0 win over Kentucky in Tiger Stadium. Offensively, the Tigers scored touchdowns on their first four possessions in building a 28-0 halftime lead. **JaMarcus Russell** connected on first half TD passes of seven and 48 yards to **Dwayne Bowe** and **Jacob Hester** added scoring runs of seven and four yards as the Tigers led 28-0 at halftime. In the second half, the Tigers tacked on 14 third quarter points, one coming on a 12-yard run by **Early Doucet** and the other coming on an eight-yard TD pass from **Matt Flynn** to Bowe. Flynn finished off the scoring for the Tigers early in the fourth quarter with a two-yard TD pass to **Shawn Jordan**. For the game, LSU racked up a season-best 546 yards (268 rushing, 278 passing), while holding the Wildcats to season lows in points (0), passing yards (166) and total yards (227). For the game, Russell connected on his first 11 passing attempts on his way to completing 15-of-18 for 226 yards and two scores. Bowe led all receivers with six catches for 111 yards and a career-best three TDs, while Hester added 44 rushing yards and two TDs on the ground for the Tigers. DE **Tyson Jackson** led a Tiger defense that pitched their first shutout of the season with three tackles, one sack and his first career interception.

SCORING

Kentucky	0	0	0	0	-	0
LSU	14	14	14	7	-	49

LSU	8:56	1Q	J. Hester 7 run (David kick)
LSU	4:50	1Q	D. Bowe 7 pass from J. Russell (David kick)
LSU	12:55	2Q	J. Hester 4 run (David kick)
LSU	8:59	2Q	D. Bowe 48 pass from J. Russell (David kick)
LSU	12:59	3Q	E. Doucet 12 run (Jackson kick)
LSU	8:28	3Q	D. Bowe 8 pass from M. Flynn (Jackson kick)
LSU	13:05	4Q	S. Jordan 2 pass from M. Flynn (Jackson kick)

TEAM STATS

	UK	LSU
FIRST DOWNS	14	28
RUSHING	4	13
PASSING	9	13
PENALTY	1	2
RUSHING ATTEMPTS	23	43
YARDS GAINED RUSHING	79	274
YARDS LOST RUSHING	18	6
NET YARDS RUSHING	61	268
NET YARDS PASSING	166	278
PASSES ATTEMPTED	41	25
PASSES COMPLETED	16	19
HAD INTERCEPTED	1	0
TOTAL OFFENSIVE PLAYS	64	68
TOTAL NET YARDS	227	546
AVERAGE GAIN PER PLAY	4.0	11.1
FUMBLES/LOST	2/0	0/0
PENALTIES/YARDS	9/84	8/41
INTERCEPTIONS/YARDS	0/0	1/0
PUNTS/YARDS	7/246	2/77
AVERAGE PER PUNT	35.1	38.5
PUNT RETURNS/YARDS	2/32	3/31
KICKOFF RETURNS/YARDS	6/90	0/0
POSSESSION TIME	28:31	31:29
THIRD-DOWN CONVERSIONS	5/17	4/8
FOURTH-DOWN CONVERSIONS	0/2	1/2
SACKS BY	1/1	2/11

LSU

RUSHING	ATT.	GAIN	LOST	NET	TD	LONG
Charles Scott	9	58	2	56	0	38
Keiland Williams	8	48	1	47	0	18
Jacob Hester	13	45	1	44	2	9
Trindon Holliday	2	34	0	34	0	30
Matt Flynn	3	33	1	32	0	27
Justin Vincent	4	21	1	20	0	12
Ryan Perrilloux	2	17	0	17	0	12
Early Doucet	1	12	0	12	1	12
JaMarcus Russell	1	6	0	6	0	6

PASSING	ATT.	COMP.	INT.	YDS.	TD	LONG	SACKS
JaMarcus Russell	18	15	0	226	2	48	0
Matt Flynn	7	4	0	52	2	24	1

RECEIVING	NO.	YDS.	TD	LONG
Dwayne Bowe	6	111	3	48
Craig Davis	4	59	0	32
Early Doucet	4	54	0	22
Jacob Hester	2	19	0	12
Mit Cole	1	18	0	18
Richard Dickson	1	15	0	15
Shawn Jordan	1	2	1	2

PUNTING	NO.	YDS.	AVG.	LONG	I20
Chris Jackson	2	77	38.5	42	0

FIELD GOALS	ATT.	MADE	LONG	KICKS
Ryan Gaudet	1	1	33	made: 33

ALL RETURNS	Punts			Kickoffs			Intercepted		
	NO.	YDS.	LG.	NO.	YDS.	LG.	NO.	YDS.	LG.
Craig Davis	3	31	27	0	0	0	0	0	0
Tyson Jackson	0	0	0	0	0	0	1	0	0

KENTUCKY

RUSHING	ATT.	GAIN	LOST	NET	TD	LONG
Curtis Pulley	5	33	1	32	0	12
Alfonso Smith	8	22	0	22	0	6
Tony Dixon	7	20	7	13	0	6
Andre Woodson	3	4	10	-6	0	3

PASSING	ATT.	COMP.	INT.	YDS.	TD	LONG	SACKS
Andre Woodson	37	14	1	151	0	36	1
Curtis Pulley	4	2	0	15	0	9	1

RECEIVING	NO.	YDS.	TD	LONG
Keenan Burton	7	62	0	36
Dicky Lyons	4	57	0	24
Alfonso Smith	2	28	0	22
Jacob Tamme	1	9	0	9
Curtis Pulley	1	7	0	7
DeMoreo Ford	1	3	0	3

PUNTING	NO.	YDS.	AVG.	LONG	I20
Tim Masthay	7	246	35.1	51	2

ALL RETURNS	Punts			Kickoffs			Intercepted		
	NO.	YDS.	LG.	NO.	YDS.	LG.	NO.	YDS.	LG.
Keenan Burton	2	32	22	2	28	15	0	0	0
Dicky Lyons	0	0	0	3	51	20	0	0	0
Sam Maxwell	0	0	0	1	11	11	0	0	0



FRESNO STATE **6**

#13/14 LSU **38**

ESPN 2 **F**

Oct. 21, 2006 • Tiger Stadium • Baton Rouge, La. • 91,833

LSU Defense Shuts Down Fresno State in 38-6 Win in Wet Tiger Stadium

The LSU defense stretched its streak of not allowing a TD to nine straight quarters as the Tigers had little trouble in a 38-6 non-conference win over Fresno State in a wet Tiger Stadium. Despite an afternoon filled with rain and lightning in the Baton Rouge area, the game was delayed just four minutes after the teams mutually agreed upon a 10-minute warm-up. It didn't seem to bother the Tigers as LSU needed only five plays to score its first TD, which came on a 38-yard run by **Trindon Holliday** at the 10:52 mark in the first quarter. LSU's **Craig Davis** followed that with a 77-yard punt return for a TD, giving the Tigers a 14-0 lead just seven minutes into the contest. LSU led 17-3 at halftime. In the second half, **Alley Broussard** scored on a 21-yard run to stretch the margin to 24-6 late in the third quarter. LSU opened the fourth quarter with a 58-yard TD pass from **JaMarcus Russell** to **Dwayne Bowe**, which tied the school record for career receiving TDs at 21. Russell connected with Davis on a 30-yard TD pass four minutes later to cap the scoring for the Tigers. For the game, LSU gained 394 yards of offense, while holding Fresno State to just 211 yards and only 11 first downs. Russell paced the Tigers by connecting on 15-of-19 passes for 210 yards and two TDs, while Broussard rushed for 67 yards and one score. Defensively, LB **Darry Beckwith** and S **Craig Steltz** each had 11 tackles for the Tigers, while LB **Ali Highsmith** added 8 tackles and a pair of sacks.

SCORING

Fresno State	0	3	3	0	-	6
LSU	14	3	7	14	-	38

LSU	10:52	1Q	T. Holliday 38 run (David kick)
LSU	9:17	1Q	C. Davis 77 punt return (David kick)
FSU	6:19	2Q	C. Stitser 35 FG
LSU	2:21	2Q	C. David 44 FG
FSU	8:30	3Q	C. Stitser 29 FG
LSU	5:40	3Q	A. Broussard 21 run (David kick)
LSU	13:13	4Q	D. Bowe 58 pass from J. Russell (David kick)
LSU	9:28	4Q	C. Davis 30 pass from J. Russell (David kick)

TEAM STATS

	FSU	LSU
FIRST DOWNS	11	18
RUSHING	5	10
PASSING	6	7
PENALTY	0	1
RUSHING ATTEMPTS	33	32
YARDS GAINED RUSHING	102	220
YARDS LOST RUSHING	25	36
NET YARDS RUSHING	77	184
NET YARDS PASSING	134	210
PASSES ATTEMPTED	20	19
PASSES COMPLETED	13	15
HAD INTERCEPTED	0	0
TOTAL OFFENSIVE PLAYS	53	51
TOTAL NET YARDS	211	394
AVERAGE GAIN PER PLAY	4.0	7.7
FUMBLES/LOST	1/0	1/0
PENALTIES/YARDS	5/44	4/23
INTERCEPTIONS/YARDS	0/0	0/0
PUNTS/YARDS	8/334	4/159
AVERAGE PER PUNT	41.8	39.8
PUNT RETURNS/YARDS	1/19	3/77
KICKOFF RETURNS/YARDS	7/127	1/26
POSSESSION TIME	32:33	27:27
THIRD-DOWN CONVERSIONS	1/12	3/9
FOURTH-DOWN CONVERSIONS	0/1	1/1
SACKS BY	3/20	4/19

LSU

RUSHING	ATT.	GAIN	LOST	NET	TD	LONG
Alley Broussard	5	67	0	67	1	38
Trindon Holliday	3	58	0	58	1	38
Kieland Williams	6	51	0	51	0	30
Jacob Hester	5	16	4	12	0	7
Matt Flynn	1	11	0	11	0	11
Charles Scott	2	7	0	7	0	4
Early Doucet	1	5	0	5	0	5
Quinn Johnson	1	2	0	2	0	2
Craig Davis	1	0	2	-2	0	0
Justin Vincent	1	0	3	-3	0	0
JaMarcus Russell	5	3	26	-23	0	3

PASSING	ATT.	COMP.	INT.	YDS.	TD	LONG	SACKS
JaMarcus Russell	19	15	0	210	2	58	3

RECEIVING	NO.	YDS.	TD	LONG
Dwayne Bowe	4	106	1	58
Craig Davis	4	57	1	30
Jacob Hester	4	38	0	19
Early Doucet	2	9	0	9
Charles Scott	1	0	0	0

PUNTING	NO.	YDS.	AVG.	LONG	I20
Chris Jackson	4	159	39.8	50	1

FIELD GOALS	ATT.	MADE	LONG	KICKS
Colt David	1	1	44	made: 44

ALL RETURNS	Punts			Kickoffs			Intercepted		
	NO.	YDS.	LG.	NO.	YDS.	LG.	NO.	YDS.	LG.
Craig Davis	3	77	77	0	0	0	0	0	0
Early Doucet	0	0	0	1	26	26	0	0	0

FRESNO STATE

RUSHING	ATT.	GAIN	LOST	NET	TD	LONG
Dwayne Wright	15	43	1	42	0	17
Lonyae Miller	7	35	0	35	0	12
Marlon Moore	1	4	0	4	0	4
Nate Adams	1	3	0	3	0	3
Paul Williams	2	6	5	1	0	6
Sean Norton	7	11	19	-8	0	5

PASSING	ATT.	COMP.	INT.	YDS.	TD	LONG	SACKS
Sean Norton	20	13	0	134	0	33	4

RECEIVING	NO.	YDS.	TD	LONG
Dwayne Wright	5	55	0	29
Paul Williams	3	58	0	33
Chastin West	3	4	0	2
Isaac Kinter	1	19	0	19
Bear Pascoe	1	-2	0	0

PUNTING	NO.	YDS.	AVG.	LONG	I20
K. Zimmerman	8	334	41.8	54	2

FIELD GOALS	ATT.	MADE	LONG	KICKS
Clint Stitser	2	2	35	made: 35, 29

ALL RETURNS	Punts			Kickoffs			Intercepted		
	NO.	YDS.	LG.	NO.	YDS.	LG.	NO.	YDS.	LG.
Chastin West	0	0	0	5	94	20	0	0	0
T. Shamblee	0	0	0	1	18	18	0	0	0
Clifton Smith	1	19	19	0	0	0	0	0	0
Marlon Moore	0	0	0	1	15	15	0	0	0

- INTRO
- THIS IS LSU
- TIGERS
- COACHES
- REVIEW
- HISTORY
- LSU

Game Nine

INTRO

THIS IS LSU


TIGERS

COACHES

REVIEW

HISTORY

LSU



#13 LSU 28

#8 TENNESSEE 24



F

Nov. 4, 2006 • Neyland Stadium • Knoxville, Tenn. • 106,333

Russell's Last Minute Heroics Leads Tigers Past Tennessee, 28-24

LSU QB **JaMarcus Russell** connected with **Early Doucet** on a four-yard TD pass with nine seconds left to lift the 13th-ranked Tigers to a 28-24 come-from-behind win over No. 8 Tennessee. The win was only the second ever for LSU in Knoxville and the first since a 34-9 victory in 1988. Trailing 24-21 with just over seven minutes left in the contest, Russell engineered a 15-play, 80-yard scoring drive, which included converting on a fourth-and-8 situation, to lead the Tigers to the victory. The victory came despite a fourth quarter that saw the Tigers lose a pair of turnovers as well as a 21-17 lead. Tennessee took a 24-21 lead at the 7:29 mark following a Dwayne Bowe fumble at the UT 46-yard line. On UT's first play following the turnover, Jonathan Crompton completed a 54-yard TD pass to Robert Meachem. The Tigers controlled the contest early, taking a 7-0 lead early in the second quarter on a 23-yards pass from Russell to **Craig Davis**. Tennessee added 10 second quarter points to take a 10-7 lead at halftime. Tennessee scored its 17th unanswered point just two minutes into the third quarter when Demetrice Morley returned an interception 31-yard for a TD, giving the Vols a 17-7 lead. LSU didn't fold, however, as the Tigers responded with a 10-play, 77-yard drive to pull to within 17-14 on a five-yard pass from Russell to **Dwayne Bowe**. The Tigers then took the lead on their next possession as **Keiland Williams** raced seven-yards for a score, putting LSU up 21-17 with just under three minutes left in the quarter to setup the fourth quarter fireworks between the teams. For the game, the Tigers racked up 478 yards compared to just 248 for the Vols as LSU had 41 minutes of possession time to UT's 19 minutes. Russell led the Tigers with 247 yards passing and three TDs. He also added 71 yards rushing on seven carries. Doucet led all LSU receivers with eight catches for 73 yards and the game-winning TD.

SCORING

LSU	0	7	14	7	-	28
Tennessee	0	10	7	7	-	24

LSU	14:32	2Q	C. Davis 23 pass from J. Russell (David kick)
UT	4:38	2Q	Meacham 37 pass from Crompton (Wilhoit kick)
UT	0:03	2Q	J. Wilhoit 24 FG
UT	13:41	3Q	D. Morely 31 interception return (Wilhoit kick)
LSU	9:38	3Q	D. Bowe 5 pass from J. Russell (David kick)
LSU	2:57	3Q	K. Williams 7 run (David kick)
UT	7:29	4Q	Meacham 54 pass from Crompton (Wilhoit kick)
LSU	0:09	4Q	E. Doucet 4 pass from J. Russell (David kick)

TEAM STATS

	LSU	UT
FIRST DOWNS	28	11
RUSHING	16	4
PASSING	12	6
PENALTY	0	1
RUSHING ATTEMPTS	45	20
YARDS GAINED RUSHING	259	79
YARDS LOST RUSHING	28	17
NET YARDS RUSHING	231	62
NET YARDS PASSING	247	186
PASSES ATTEMPTED	36	30
PASSES COMPLETED	24	12
HAD INTERCEPTED	3	1
TOTAL OFFENSIVE PLAYS	81	50
TOTAL NET YARDS	478	248
AVERAGE GAIN PER PLAY	5.9	5.0
FUMBLES/LOST	2/1	2/0
PENALTIES/YARDS	9/58	1/15
INTERCEPTIONS/YARDS	1/-7	3/73
PUNTS/YARDS	2/104	5/239
AVERAGE PER PUNT	52.0	47.8
PUNT RETURNS/YARDS	1/4	1/4
KICKOFF RETURNS/YARDS	2/34	1/19
POSSESSION TIME	41:06	18:54
THIRD-DOWN CONVERSIONS	8/14	5/13
FOURTH-DOWN CONVERSIONS	3/3	0/0
SACKS BY	2/15	2/16

LSU

RUSHING	ATT.	GAIN	LOST	NET	TD	LONG
JaMarcus Russell	7	82	11	71	0	34
Keiland Williams	17	63	10	53	1	14
Jacob Hester	6	52	0	52	0	17
Trindon Holliday	3	26	0	26	0	14
Chris Jackson	1	18	0	18	0	18
Alley Broussard	7	13	1	12	0	3
Early Doucet	1	1	0	1	0	1
Justin Vincent	1	0	0	0	0	0
Matt Flynn	2	4	6	-2	-	4

PASSING	ATT.	COMP.	INT.	YDS.	TD	LONG	SACKS
JaMarcus Russell	36	24	3	247	3	36	1
Matt Flynn	0	0	0	0	0	0	1

RECEIVING	NO.	YDS.	TD	LONG
Early Doucet	8	73	1	14
Dwayne Bowe	6	89	1	36
Craig Davis	3	42	1	23
Keiland Williams	2	14	0	12
Richard Dickson	2	12	0	9
Jacob Hester	2	9	0	6
Justin Vincent	1	8	0	8

PUNTING	NO.	YDS.	AVG.	LONG	I20
Chris Jackson	2	105	52.0	55	1

FIELD GOALS	Att.	Made	Long	KICKS
Colt David	1	0	--	missed: 52

ALL RETURNS	Punts			Kickoffs			Intercepted		
	NO.	YDS.	LG.	NO.	YDS.	LG.	NO.	YDS.	LG.
Early Doucet	0	0	0	1	14	14	0	0	0
Craig Davis	1	4	4	0	0	0	0	0	0
Darry Beckwith	0	0	0	0	0	0	1	-7	0
Jared Mitchell	0	0	0	1	20	20	0	0	0

TENNESSEE

RUSHING	ATT.	GAIN	LOST	NET	TD	LONG
Arian Foster	10	46	2	44	0	22
Jonathan Crompton	6	27	5	22	0	11
Montario Hardesty	2	5	0	5	0	3
Robert Meacham	1	1	0	1	0	1
Erik Ainge	1	0	10	-10	0	0

PASSING	ATT.	COMP.	INT.	YDS.	TD	LONG	SACKS
Jonathan Crompton	24	11	1	183	2	54	1
Erik Ainge	6	1	0	3	0	3	1

RECEIVING	NO.	YDS.	TD	LONG
Robert Meacham	5	121	2	54
Jayson Swain	3	26	0	15
Chris Brown	2	11	0	6
Brad Cottam	1	25	0	25
Lucas Taylor	1	3	0	3

PUNTING	NO.	YDS.	AVG.	LONG	I20
Britton Colquitt	5	239	47.8	59	1

FIELD GOALS	ATT.	MADE	LONG	KICKS
James Wilhoit	2	1	24	made: 24; missed: 46

ALL RETURNS	Punts			Kickoffs			Intercepted		
	NO.	YDS.	LG.	NO.	YDS.	LG.	NO.	YDS.	LG.
Ja'Kouri Williams	0	0	0	1	19	19	0	0	0
Demetrice Morley	0	0	0	0	0	0	1	31	31
Antwan Stewart	0	0	0	0	0	0	1	12	12
Jonathan Hefney	0	0	0	0	0	0	1	30	30



ALABAMA	14
#12 LSU	28
ESPN	F

Nov. 11, 2006 • Tiger Stadium • Baton Rouge, La. • 92,588

LSU Uses Balanced Attack in 28-14 Win Over Alabama

LSU scored on its first three possessions in building a 21-7 lead just 16 minutes into the contest as the Tigers went on to a 28-14 win over Alabama in Tiger Stadium. The win was the fourth straight for the Tigers in the series against the Crimson Tide. LSU wasted little time in getting on the board as the Tigers went 73 yards on five plays capped with a 38-yard TD run by **Keiland Williams** to take a 7-0 lead at the 13:34 mark in the first quarter. **JaMarcus Russell** connected with **Early Doucet** on a 30-yard TD pass just six minutes later to stretch the lead to 14-0. After an Alabama TD, the Tigers scored on their third straight possession when Russell hit **Dwayne Bowe** with a 19-yard TD pass to run the advantage to 21-7 at the 13:33 mark in the second quarter. Alabama scored four minutes later to cut the deficit to 21-14. The Crimson Tide had a chance to pull closer just before halftime, but LSU's **Chase Pittman** recovered a Bama fumble at the 18-yard line with 19 seconds left in the second quarter. LSU increased its lead to 28-14 on its first possession of the second half when Russell hit **Jacob Hester** with a 17-yard TD pass. LSU's defense then took over as they held the Crimson Tide to only 126 yards in the second half. Russell paced a balanced offensive attack for the Tigers as he connected on 18-of-21 passes for 207 and three scores. Williams led a Tiger rushing attack that accounted for 211 yards by gaining 79 yards and one TD. Hester added 64 yards rushing and another 25 yards and one TD receiving on four catches. Doucet caught seven passes for a career-best 101 yards and one score. **Craig Steltz** led a Tiger defense with nine tackles, while LB **Ali Highsmith** added eight tackles and a tackle for a loss.

SCORING

Alabama	7	7	0	0	-	14
LSU	14	7	7	0	-	28

LSU	13:34	1Q	K. Williams 38 run (David kick)
LSU	7:33	1Q	E. Doucet 30 pass from J. Russell (David kick)
UA	3:37	1Q	K. Darby 29 pass from J. Wilson (Christensen kick)
LSU	13:33	2Q	D. Bowe 19 pass from J. Russell (David kick)
AU	9:04	2Q	N. Stober 9 pass from J. Wilson (Christensen kick)
LSU	7:14	3Q	J. Hester 17 pass from J. Russell (David kick)

TEAM STATS

	UA	LSU
FIRST DOWNS	23	20
RUSHING	6	13
PASSING	13	7
PENALTY	4	0
RUSHING ATTEMPTS	28	34
YARDS GAINED RUSHING	107	236
YARDS LOST RUSHING	29	25
NET YARDS RUSHING	78	211
NET YARDS PASSING	291	207
PASSES ATTEMPTED	36	21
PASSES COMPLETED	22	18
HAD INTERCEPTED	1	0
TOTAL OFFENSIVE PLAYS	64	55
TOTAL NET YARDS	369	418
AVERAGE GAIN PER PLAY	5.8	7.6
FUMBLES/LOST	1/1	0/0
PENALTIES/YARDS	5/45	7/61
INTERCEPTIONS/YARDS	0/0	1/0
PUNTS/YARDS	4/150	5/167
AVERAGE PER PUNT	37.5	41.8
PUNT RETURNS/YARDS	3/12	2/-1
KICKOFF RETURNS/YARDS	3/56	2/42
POSSESSION TIME	31:08	28:52
THIRD-DOWN CONVERSIONS	3/11	3/10
FOURTH-DOWN CONVERSIONS	1/1	3/3
SACKS BY	1/17	4/25

LSU

RUSHING	ATT.	GAIN	LOST	NET	TD	LONG
Keiland Williams	9	79	0	79	1	38
Jacob Hester	9	71	7	64	0	27
JaMarcus Russell	7	53	17	6	0	25
Alley Broussard	8	30	1	29	0	16
Trindon Holliday	1	3	0	3	0	3

PASSING	ATT.	COMP.	INT.	YDS.	TD	LONG	SACKS
JaMarcus Russell	21	18	0	207	3	30	1

RECEIVING	NO.	YDS.	TD	LONG
Early Doucet	7	101	1	30
Dwayne Bowe	5	71	1	20
Jacob Hester	4	25	1	17
Keiland Williams	1	6	0	6
Brandon LaFell	1	4	0	4

PUNTING	NO.	YDS.	AVG.	LONG	I20
Chris Jackson	4	167	41.8	44	0

ALL RETURNS	Punts			Kickoffs			Intercepted		
	NO.	YDS.	LG.	NO.	YDS.	LG.	NO.	YDS.	LG.
Early Doucet	1	-1	1	0	0	0	0	0	0
Chevis Jackson	0	0	0	0	0	0	1	0	0
Trindon Holliday	0	0	0	2	42	27	0	0	0

ALABAMA

RUSHING	ATT.	GAIN	LOST	NET	TD	LONG
Kenneth Darby	13	37	1	36	0	9
Jimmy Johns	4	25	0	25	0	14
Le'Ron McClain	2	11	0	11	0	10
Tim Castille	2	4	0	4	0	3
John Parker Wilson	7	30	28	2	0	15

PASSING	ATT.	COMP.	INT.	YDS.	TD	LONG	SACKS
John Parker Wilson	35	22	1	291	2	41	4
Keith Brown	1	0	0	0	0	0	0

RECEIVING	NO.	YDS.	TD	LONG
DJ Hall	8	142	0	41
Will Oakley	4	51	0	23
Keith Brown	3	31	0	15
Kenneth Darby	2	32	1	29
Matt Caddell	2	14	0	12
Travis McCall	1	8	0	8
Tim Castille	1	7	0	7
Nikita Stover	1	6	1	6

PUNTING	NO.	YDS.	AVG.	LONG	I20
P.J. Fitzgerald	4	150	37.5	49	1

FIELD GOALS	ATT.	MADE	LONG	KICKS
J. Christensen	2	0	--	missed: 49, 40

ALL RETURNS	Punts			Kickoffs			Intercepted		
	NO.	YDS.	LG.	NO.	YDS.	LG.	NO.	YDS.	LG.
Javier Arenas	3	12	6	3	56	23	0	0	0

- INTRO
- THIS IS LSU
- TIGERS
- COACHES
- REVIEW
- HISTORY
- LSU

Game Eleven

INTRO

THIS IS LSU

TIGERS

COACHES

REVIEW

HISTORY

LSU



OLE MISS 20

#8 LSU 23



F/OT

Nov. 18, 2006 • Tiger Stadium • Baton Rouge, La. • 92,449



LSU Rallies From 13-Point Fourth Quarter Deficit To Beat Ole Miss, 23-20, In OT

LSU rallied from a 13-point fourth quarter deficit to post a 23-20 overtime win over Ole Miss. LSU PK **Colt David** clinched the comeback victory for the Tigers with a 26-yard field goal in overtime. David's game-winning points came after the Tigers recovered an Ole Miss fumble on its overtime possession. Trailing 20-7 with just over 10 minutes left, the Tigers cut the deficit to 20-14 at the 8:46 mark when **JaMarcus Russell** connected with **Early Doucet** on a 4-yard TD pass. The Tigers forced Ole Miss to punt on its next two possessions, the second of which had LSU start its potential game-winning possession at the 50-yard line. From there, Russell marched the Tigers to 50 yards in 11 plays, capped with a 5-yard TD pass to **Dwayne Bowe** on fourth down with 14 seconds to play. With the game tied at 20-20, Ole Miss blocked the David PAT to send the contest to overtime. LSU took a 7-0 first quarter lead when Russell hit Bowe with a 13-yard TD pass. Ole Miss then scored 20 unanswered points to take its biggest lead, 20-7, on a 45-yard field goal by Joshua Shene late in the third quarter. Ole Miss led 14-7 at halftime, marking the first time this year that the Tigers trailed at halftime at home. For the game, the Tigers held the Rebels to only 195 yards of total offense (100 rushing, 95 passing). Russell paced the Tigers by connecting on 20 of 36 passes for 223 yards and 3 scores. **Jacob Hester** led the Tigers with 42 yards rushing, while Bowe caught 7 passes for 64 yards and 2 scores. DT **Glenn Dorsey** and LB **Jacob Cutrera** each had 11 tackles, while DB Daniel Francis had 2 sacks and forced a fumble to pace the Tigers defense.

SCORING

Ole Miss	0	14	6	0	0	-	20
LSU	0	7	0	13	3	-	23

LSU	13:55	2Q	D. Bowe 13 pass from J. Russell (David kick)
UM	9:55	2Q	B. Hall 22 pass from B. Schaeffer (Shene kick)
UM	6:57	2Q	BJ Green-Ellis 1 run (Shene kick)
UM	12:12	3Q	J. Shene 38 FG
UM	1:05	3Q	J. Shene 45 FG
LSU	8:46	4Q	E. Doucet 4 pass from J. Russell (David kick)
LSU	0:14	4Q	D. Bowe 5 pass from J. Russell (kicked blocked)
LSU	0:00	OT	C. David 26 FG

TEAM STATS

	UM	LSU
FIRST DOWNS	13	17
RUSHING	7	8
PASSING	5	8
PENALTY	1	1
RUSHING ATTEMPTS	44	32
YARDS GAINED RUSHING	131	127
YARDS LOST RUSHING	31	36
NET YARDS RUSHING	100	91
NET YARDS PASSING	95	217
PASSES ATTEMPTED	20	35
PASSES COMPLETED	9	19
HAD INTERCEPTED	0	0
TOTAL OFFENSIVE PLAYS	64	67
TOTAL NET YARDS	195	308
AVERAGE GAIN PER PLAY	3.0	4.6
FUMBLES/LOST	1/1	2/1
PENALTIES/YARDS	8/55	6/60
INTERCEPTIONS/YARDS	0/0	0/0
PUNTS/YARDS	4/134	4/152
AVERAGE PER PUNT	33.5	38.0
PUNT RETURNS/YARDS	2/14	2/11
KICKOFF RETURNS/YARDS	4/155	2/6
POSSESSION TIME	33:35	26:25
THIRD-DOWN CONVERSIONS	6/17	6/14
FOURTH-DOWN CONVERSIONS	2/3	1/2
SACKS BY	3/26	4/25

LSU

RUSHING	ATT.	GAIN	LOST	NET	TD	LONG
Jacob Hester	12	42	0	42	0	10
Justin Vincent	7	40	1	39	0	20
Trindon Holliday	2	3	1	2	0	3
JaMarcus Russell	7	34	32	2	0	15
Alley Broussard	2	2	1	1	0	2

PASSING	ATT.	COMP.	INT.	YDS.	TD	LONG	SACKS
JaMarcus Russell	35	19	0	217	3	42	3

RECEIVING	NO.	YDS.	TD	LONG
Dwayne Bowe	7	64	2	18
Early Doucet	6	73	1	42
Craig Davis	5	77	0	24
Jacob Hester	1	8	0	8
Richard Dickson	1	1	0	1

PUNTING	NO.	YDS.	AVG.	LONG	I20
Chris Jackson	4	152	38.0	50	1

FIELD GOALS	ATT.	MADE	LONG	KICKS
Colt David	2	1	26	made: 26; missed: 48

ALL RETURNS	Punts			Kickoffs			Intercepted		
	NO.	YDS.	LG.	NO.	YDS.	LG.	NO.	YDS.	LG.
Craig Davis	2	11	7	0	0	0	0	0	0
Trindon Holliday	0	0	0	1	6	6	0	0	0

OLE MISS

RUSHING	ATT.	GAIN	LOST	NET	TD	LONG
BJ Green-Ellis	28	99	3	96	1	13
Mico McSwain	2	8	0	8	0	6
Bruce Hall	1	6	0	6	0	6
Jamarca Sanford	1	3	0	3	0	3
Mike Wallace	1	2	0	2	0	2
Brent Schaeffer	9	13	16	-3	0	5
Seth Adams	2	0	12	-12	0	0


PASSING	ATT.	COMP.	INT.	YDS.	TD	LONG	SACKS
Brent Schaeffer	14	6	0	72	1	22	2
Seth Adams	5	3	0	23	0	11	2

RECEIVING	NO.	YDS.	TD	LONG
Mike Wallace	4	35	0	19
Bruce Hall	1	22	1	22
BJ Green-Ellis	1	19	0	19
Lawrence Lilly	1	11	0	11
Robert Lane	1	7	0	7
Marshay Green	1	1	0	1

PUNTING	NO.	YDS.	AVG.	LONG	I20
Rob Park	4	134	33.5	41	1

FIELD GOALS	Att.	Made	Long	KICKS
Joshua Shene	3	2	45	made: 38, 45; missed: 37

ALL RETURNS	Punts			Kickoffs			Intercepted		
	NO.	YDS.	LG.	NO.	YDS.	LG.	NO.	YDS.	LG.
Marshay Green	2	14	14	2	115	62	0	0	0
Mico McSwain	0	0	0	2	40	21	0	0	0



#9 LSU 31

#5 ARKANSAS 26



F

Nov. 24, 2006 • War Memorial Stadium • Little Rock, Ark. • 55,833

Holliday's Kickoff Return For TD Helps LSU Hold Off Arkansas, 31-26

Trindon Holliday returned a kickoff 92 yards for a touchdown early in the fourth quarter as LSU held off a furious rally by fifth-ranked Arkansas to post a 31-26 win over the fifth-ranked Razorbacks. Holliday's kickoff return came just seconds after Arkansas' Darren McFadden went 80 yards for a score to pull the Hogs to within 24-19 with 10:31 to play. Holliday's return stretched the margin to 31-19 at the 10:14 mark. The Hogs pulled to within 31-26 with 4:53 left on a five-yard run by Felix Jones, but that was as close as they would get as the Tiger defense stopped Arkansas on four downs with less than two minutes left in the contest to seal the win. Arkansas opened the contest with a six-play, 80-yard drive to take a 7-0 lead just three minutes into the contest on a one-yard run by McFadden. The Tigers then responded with back-to-back scores as LSU took a 14-6 lead early in the second quarter on a 47-yard reception by Craig Davis. LSU led 14-12 at halftime. In the second half, the Tigers stretched the margin to 17-12 on a 27-yard field goal by Colt David. The Tigers then increased the lead to 24-12 on a seven-yard TD pass from JaMarcus Russell to Early Doucet with 10:59 left in the contest. That score set off a chain of events that saw the two teams score three touchdowns in a span of 45 seconds. The Doucet TD was followed by the 80-yard run by McFadden just 28 seconds later, which was then answered by Holliday's 92-yard kickoff return, just 17 seconds later. For the game, Russell connected on 14-of-22 passes for 210 yards and two scores, while McFadden led the Hogs with 182 yards a two TDs. LSU gave up a season-high 298 yards rushing, but limited Arkansas to only 62 yards passing.

SCORING

Team	1Q	2Q	3Q	4Q	Total
LSU	7	7	3	14	31
Arkansas	6	6	0	14	26

UA	12:30	1Q	D. McFadden 1 run (kick failed)
LSU	4:51	1Q	K. Williams 29 run (David kick)
LSU	10:55	2Q	C. Davis 47 pass from J. Russell (David kick)
UA	7:07	2Q	M. Monk 21 pass from C. Dick (pass failed)
LSU	7:24	3Q	C. David 27 FG
LSU	10:59	4Q	E. Doucet 7 pass from J. Russell (David kick)
UA	10:31	4Q	D. McFadden 80 run (Davis kick)
LSU	10:14	4Q	T. Holliday 92 kickoff return (David kick)
UA	4:53	4Q	F. Jones 5 run (Davis kick)

TEAM STATS

	LSU	UA
FIRST DOWNS	15	16
RUSHING	6	13
PASSING	8	2
PENALTY	1	1
RUSHING ATTEMPTS	36	39
YARDS GAINED RUSHING	139	324
YARDS LOST RUSHING	21	26
NET YARDS RUSHING	118	298
NET YARDS PASSING	210	62
PASSES ATTEMPTED	22	20
PASSES COMPLETED	14	5
HAD INTERCEPTED	0	1
TOTAL OFFENSIVE PLAYS	58	59
TOTAL NET YARDS	328	360
AVERAGE GAIN PER PLAY	5.7	6.1
FUMBLES/LOST	2/2	0/0
PENALTIES/YARDS	2/25	8/55
INTERCEPTIONS/YARDS	1/23	0/0
PUNTS/YARDS	4/168	5/186
AVERAGE PER PUNT	42.0	37.2
PUNT RETURNS/YARDS	1/19	0/0
KICKOFF RETURNS/YARDS	1/92	3/82
POSSESSION TIME	33:32	26:28
THIRD-DOWN CONVERSIONS	5/12	7/14
FOURTH-DOWN CONVERSIONS	0/0	0/2
SACKS BY	2/21	2/14

LSU

RUSHING	ATT.	GAIN	LOST	NET	TD	LONG
Keiland Williams	13	70	2	68	1	29
Alley Broussard	8	37	0	37	0	9
Jacob Hester	6	18	0	18	0	7
Justin Vincent	2	6	0	6	0	6
JaMarcus Russell	4	8	14	-6	0	5

PASSING	ATT.	COMP.	INT.	YDS.	TD	LONG	SACKS
JaMarcus Russell	22	14	0	210	2	47	2

RECEIVING	NO.	YDS.	TD	LONG
Dwayne Bowe	5	68	0	22
Craig Davis	3	72	1	47
Jacob Hester	3	44	0	38
Justin Vincent	1	25	0	25
Early Doucet	1	7	1	7
Keiland Williams	1	-6	0	0

PUNTING	NO.	YDS.	AVG.	LONG	I20
Chris Jackson	4	168	42.0	53	0

FIELD GOALS	ATT.	MADE	LONG	KICKS
Colt David	1	1	27	made: 27

ALL RETURNS	Punts			Kickoffs			Intercepted		
	NO.	YDS.	LG.	NO.	YDS.	LG.	NO.	YDS.	LG.
Craig Davis	1	19	19	0	0	0	0	0	0
LaRon Landry	0	0	0	0	0	0	1	23	23
Trindon Holliday	0	0	0	1	92	92	0	0	0

ARKANSAS

RUSHING	ATT.	GAIN	LOST	NET	TD	LONG
Darren McFadden	21	182	0	182	2	80
Felix Jones	16	142	5	137	1	40
Casey Dick	2	0	21	-21	0	0

PASSING	ATT.	COMP.	INT.	YDS.	TD	LONG	SACKS
Casey Dick	17	3	1	29	1	21	2
Darren McFadden	2	2	0	33	0	28	0
Robert Johnson	1	0	0	0	0	0	00

RECEIVING	NO.	YDS.	TD	LONG
Robert Johnson	1	28	0	28
Marcus Monk	1	21	1	21
Darren McFadden	1	7	0	7
Casey Dick	1	5	0	5
Farod Jackson	1	1	0	1

PUNTING	NO.	YDS.	AVG.	LONG	I20
Jacob Skinner	5	186	37.2	50	2

ALL RETURNS	Punts			Kickoffs			Intercepted		
	NO.	YDS.	LG.	NO.	YDS.	LG.	NO.	YDS.	LG.
Felix Jones	0	0	0	3	82	62	0	0	0

INTRO

THIS IS LSU

TIGERS

COACHES

REVIEW

HISTORY

LSU

Game Thirteen

INTRO

THIS IS LSU

TIGERS

COACHES

REVIEW

HISTORY

LSU



#11 NOTRE DAME 14

#8 LSU 41

F

Jan. 3, 2007 • Superdome • New Orleans, La. • 77,781

Irish Shut Down in Sugar Bowl Victory

JaMarcus Russell threw for 332 yards and a pair of touchdowns and the Tiger defense shut down Notre Dame's potent offensive attack in a 41-14 win over the Irish in the 2007 Allstate Sugar Bowl in New Orleans. In a game that featured two of the nation's top quarterbacks in Russell and Brady Quinn, it was the LSU quarterback who held the upperhand, outplaying his Notre Dame counterpart. In one of his best overall performances as a Tiger, Russell accounted for nearly 350 yards of offense and three LSU scores, including two in the first half as the Tigers led 21-14 at halftime. For the game, Russell completed 21 of 34 passes, while Quinn was just 15 of 35 with two interceptions. LSU wasted little time in taking control of the game as the Tigers needed only two plays to take a 7-0 lead. LSU's first points of the game came following a Notre Dame possession that saw the Irish unsuccessfully fake a point from deep in their own territory. After another defensive stop by the Tigers, LSU went 80 yards on eight plays, capped with a Russell-to-**Dwayne Bowe** 11-yard TD pass for a 14-0 advantage. The Irish scored on its next possession to cut the margin to 14-7 at the end of the first quarter. The Irish then knotted up the contest at 14-14 late in the second quarter on a Quinn TD pass. The Tigers came right back, though, taking a 21-14 advantage just before halftime on a 5-yard run by Russell. Russell's TD run was set up when the quarterback connected with **Early Doucet** on a 58-yard pass down to the Irish 5-yard line. LSU built on that momentum in the second half as the Tigers 13 straight points to open the third quarter to extend the lead to 34-14. Notre Dame never could recover as the Tiger tacked on another TD in the fourth quarter for the final margin.

SCORING

Notre Dame	7	7	0	0	-	14
LSU	14	7	13	7	-	41

LSU	11:16	1Q	Williams 3 run (David kick)
LSU	6:03	1Q	Bowe 11 pass from Russell (David kick)
ND	1:26	1Q	Grimes 24 pass from Quinn (Gioia kick)
ND	2:25	2Q	Samardzija 10 pass from Quinn (Gioia kick)
LSU	1:15	2Q	Russell 5 run (David kick)
LSU	9:34	3Q	David 25 FG
LSU	3:48	3Q	David 37 FG
LSU	0:18	3Q	LaFell 58 pass from Russell (David kick)
LSU	7:27	4Q	Williams 20 run (Gaudet kick)

TEAM STATS

	ND	LSU
FIRST DOWNS	17	31
RUSHING	7	16
PASSING	7	14
PENALTY	3	1
RUSHING ATTEMPTS	31	37
YARDS GAINED RUSHING	153	260
YARDS LOST RUSHING	10	15
NET YARDS RUSHING	143	245
NET YARDS PASSING	148	332
PASSES ATTEMPTED	35	34
PASSES COMPLETED	15	21
HAD INTERCEPTED	2	1
TOTAL OFFENSIVE PLAYS	66	71
TOTAL NET YARDS	291	577
AVERAGE GAIN PER PLAY	4.4	8.1
FUMBLES/LOST	0/0	2/1
PENALTIES/YARDS	4/40	9/95
INTERCEPTIONS/YARDS	1/20	2/39
PUNTS/YARDS	5/237	2/87
AVERAGE PER PUNT	47.4	43.5
PUNT RETURNS/YARDS	0/0	1/0
KICKOFF RETURNS/YARDS	6/128	3/48
POSSESSION TIME	28:14	31:46
THIRD-DOWN CONVERSIONS	8/16	3/10
FOURTH-DOWN CONVERSIONS	0/1	1/1
SACKS BY	1/13	1/10

LSU

RUSHING	ATT.	GAIN	LOST	NET	TD	LONG
Keiland Williams	14	108	1	107	2	20
Justin Vincent	12	71	0	71	0	19
Jacob Hester	3	25	0	25	0	12
JaMarcus Russell	5	30	14	16	1	21
Trindon Holliday	1	11	0	11	0	11
Craig Davis	1	8	0	8	0	8
Chris Jackson	1	7	0	7	0	7

PASSING	ATT.	COMP.	INT.	YDS.	TD	LONG	SACKS
JaMarcus Russell	34	21	1	332	2	58	1

RECEIVING	NO.	YDS.	TD	LONG
Early Doucet	8	115	0	58
Dwayne Bowe	5	78	1	29
Craig Davis	4	50	0	17
Justin Vincent	2	19	0	11
Brandon LaFell	1	58	1	58
Jacob Hester	1	12	0	12

PUNTING	NO.	YDS.	AVG.	LONG	I20
Chris Jackson	2	87	43.5	45	1

FIELD GOALS	ATT.	MADE	LONG	KICKS
Colt David	3	2	37	missed 31, made 25, 37

ALL RETURNS	Punts			Kickoffs			Intercepted		
	NO.	YDS.	LG.	NO.	YDS.	LG.	NO.	YDS.	LG.
Early Doucet	0	0	0	3	48	17	0	0	0
Craig Davis	1	0	0	0	0	0	0	0	0
Jonathan Zenon	0	0	0	0	0	0	1	7	7
LaRon Landry	0	0	0	0	0	0	1	32	32

NOTRE DAME

RUSHING	ATT.	GAIN	LOST	NET	TD	LONG
Darius Walker	22	128	0	128	0	35
James Aldridge	3	7	0	7	0	4
Brady Quinn	3	16	10	6	0	12
Travis Thomas	2	2	0	2	0	1
Jeff Samardzija	1	0	0	0	0	0

PASSING	ATT.	COMP.	INT.	YDS.	TD	LONG	SACKS
Brady Quinn	35	15	2	148	2	24	1

RECEIVING	NO.	YDS.	TD	LONG
Jeff Samardzija	8	59	1	15
Rhema McKnight	3	22	0	8
Darius Walker	2	30	0	21
David Grimes	1	24	1	24
John Carlson	1	13	0	13

PUNTING	NO.	YDS.	AVG.	LONG	I20
Geoffrey Price	5	237	47.4	55	0

FIELD GOALS	Att.	Made	Long	KICKS
Carl Gioia	1	0	33	missed 33

ALL RETURNS	Punts			Kickoffs			Intercepted		
	NO.	YDS.	LG.	NO.	YDS.	LG.	NO.	YDS.	LG.
David Grimes	0	0	0	4	80	21	0	0	0
George West	0	0	0	2	48	26	0	0	0
Mike Richardson	0	0	0	0	0	0	1	20	20