



**LSU BOWL LOG**

**BOWL RECORD: 17-17-1 | 35 BOWL APPEARANCES**

**SUGAR (5-7-0)**

vs. TCU	2-3	L	Jan. 1, 1936
vs. Santa Clara	14-21	L	Jan. 1, 1937
vs. Santa Clara	0-6	L	Jan. 1, 1938
vs. Oklahoma	0-35	L	Jan. 1, 1950
vs. Clemson	7-0	W	Jan. 1, 1959
vs. Ole Miss	0-21	L	Jan. 1, 1960
vs. Syracuse	13-10	W	Jan. 1, 1965
vs. Wyoming	20-13	W	Jan. 1, 1968
vs. Nebraska	10-28	L	Jan. 1, 1985
vs. Nebraska	15-30	L	Jan. 1, 1987
vs. Illinois	47-34	W	Jan. 1, 2002
vs. Oklahoma	21-14	W	Jan. 4, 2004

**PEACH (3-0-0)**

vs. Florida State	31-27	W	Dec. 30, 1968
vs. Clemson	10-7	W	Dec. 28, 1996
vs. Georgia Tech	28-14	W	Dec. 29, 2000

**INDEPENDENCE (2-0-0)**

vs. Michigan State	45-26	W	Dec. 29, 1995
vs. Notre Dame	27-9	W	Dec. 28, 1997

**COTTON (2-1-1)**

vs. Arkansas	0-0	T	Jan. 1, 1947
vs. Texas	13-0	W	Jan. 1, 1963
vs. Arkansas	14-7	W	Jan. 1, 1966
vs. Texas	20-35	L	Jan. 1, 2003

**ORANGE (2-3-0)**

vs. Texas A&M	19-14	W	Jan. 1, 1944
vs. Colorado	25-7	W	Jan. 1, 1962
vs. Nebraska	12-17	L	Jan. 1, 1971
vs. Penn State	9-16	L	Jan. 1, 1974
vs. Nebraska	20-21	L	Jan. 1, 1983

**SUN (1-1-0)**

vs. Iowa State	33-15	W	Dec. 18, 1971
vs. Stanford	14-24	L	Dec. 31, 1977

**GATOR (1-0-0)**

vs. South Carolina	30-13	W	Dec. 31, 1987
--------------------	-------	---	---------------

**FLORIDA CITRUS (1-0-0)** (formerly Tangerine)

vs. Wake Forest	34-10	W	Dec. 22, 1979
-----------------	-------	---	---------------

**HALL OF FAME (0-1-0)**

vs. Syracuse	10-23	L	Jan. 2, 1989
--------------	-------	---	--------------

**LIBERTY (0-2-0)**

vs. Missouri	15-20	L	Dec. 23, 1978
vs. Baylor	7-21	L	Dec. 27, 1985

**BLUEBONNET (0-2-0)** (Formerly Astro Bluebonnet)

vs. Baylor	7-14	L	Dec. 21, 1963
vs. Tennessee	17-24	L	Dec. 30, 1972

**1936**



**1936 Sugar Bowl**

**Tulane Stadium • New Orleans, La.  
January 1, 1936 (35,000)**

**TCU 3, LSU 2**

Four days of rain turned an expected passing battle into a punting duel between quarterbacks Sammy Baugh of TCU and LSU's Abe Mickal. The Tigers threatened often, once getting to the six-inch line, but TCU's Taldon Manton kicked a winning 36-yard field goal. LSU scored when All-America end Gaynell Tinsley harassed Baugh into throwing an incompletion in the TCU end zone for an automatic safety.


**1936 SUGAR BOWL**

TCU	0	3	0	0	--3
LSU	0	2	0	0	--2

**SCORING SUMMARY**

LSU	2Q	Safety
TCU	2Q	Manton 26 FG

**1937**



**1937 Sugar Bowl**

**Tulane Stadium • New Orleans, La.  
January 1, 1937 (38,483)**

**Santa Clara 21, LSU 14**

Mike the Tiger's first year at LSU ended in an upset by the little-known Broncos. Coach Bernie Moore's previously undefeated Bengals were never in the ball game, trailing 14-0 after the first period. The Tigers scored their last touchdown late in the game, long after Santa Clara coach Buck Shaw had cleared his bench.

**1937 SUGAR BOWL**

Santa Clara	14	0	7	0	--21
LSU	0	7	0	7	--14

**SCORING SUMMARY**

SC	1Q	Falaschi 27 pass to Gomez (Pellegrini kick)
SC	1Q	Pellegrini 28 pass to Finney (Pellegrini kick)
LSU	2Q	Crass 50 pass to Linsley (Crass kick)
SC	3Q	Falaschi 5 run (Falaschi kick)
LSU	4Q	Crass 17 pass to Reed (Milner kick)



# 1938



## 1938 Sugar Bowl

Tulane Stadium • New Orleans, La.  
January 1, 1938 (40,000)

### Santa Clara 6, LSU 0

A rematch of the 1937 Sugar classic saw the unbeaten Broncos score early and then hold off the Tigers with two goal line stands. It marked the first time in 50 games that an LSU team had been held scoreless. Pinky Rohm was the sparkplug for the Tigers, but LSU could not move on the west coast club.

#### 1938 SUGAR BOWL

Santa Clara	0	6	0	0	--6
LSU	0	0	0	0	--0

#### SCORING SUMMARY

SC 2Q Pellegini 9 pass to Coughlan (kick failed)

#### LSU LEADERS

Rushing	Att.	Yards	TD
Cotta Milner	13	34	0

Passing	Att.	Comp.	Int.	Yards	TD
Pinky Rohm	15	5	1	63	0

Receiving	No.	Yards	TD
Ken Havonuagh	4	46	0

# 1944



## 1944 Orange Bowl

Orange Bowl Stadium • Miami, Fla.  
January 1, 1944 (32,191)

### LSU 19, Texas A&M 14

The war-time Tigers went to Miami despite a 5-3 season, thanks largely to the presence of Steve Van Buren. The red-haired sensation ran and passed for two first quarter touchdowns and sewed up the victory with a 63-yard scoring run in the third period. It was Van Buren's 16th touchdown of the season, a mark that stood until Charles Alexander ran for 17 in 1977.

#### 1944 ORANGE BOWL

Texas A&M	7	0	7	0	--14
LSU	12	0	7	0	--19

#### SCORING SUMMARY

LSU 1Q Van Buren 12 run (kick failed)  
 LSU 1Q Van Buren 22 run (kick failed)  
 A&M 2Q Hallmark 21 pass to Biuditt (Luiner kick)  
 LSU 3Q Van Buren 62 run (Van Buren kick)  
 A&M 3Q Hallmark 17 pass to Settegast (Luiner kick)

#### LSU LEADERS

Rushing	Att.	Yards	TD	Lg.
Steve Van Buren	24	160	2	62
Joe Nogata	8	25	0	

# 1947



## 1947 Cotton Bowl

Cotton Bowl Stadium • Dallas, Texas  
January 1, 1947 (38,000)

### LSU 0, Arkansas 0

Shunned by the Sugar Bowl, the 9-1 Tigers marched into the Cotton Bowl behind quarterback Y.A. Tittle. But Dallas was pelted with rain, sleet and snow and the scoreless standoff became known as the Ice Bowl. LSU held a 15-1 edge over the Razorbacks in first downs and a 271-54 advantage in total yardage. But the afternoon belonged to the weatherman.

#### 1947 COTTON BOWL

LSU	0	0	0	0	-0
Arkansas	0	0	0	0	-0

- INTRO
- NOTEBOOK
- COACHES
- TIGERS
- REVIEW
- THE SEASON
- HISTORY**



# 1950



## 1950 Sugar Bowl

Tulane Stadium • New Orleans, La.  
January 1, 1950 (82,000)

Oklahoma 35, LSU 0

The Cinderella Tigers brought an 8-1 record to New Orleans only to see the clock strike midnight at the hands of a powerful Bud Wilkinson-coached Sooner team. Darrell Royal quarterbacked unbeaten Oklahoma to two second period touchdowns, and the Tigers could never recover. Charley Pevey quarterbacked LSU, but the Bengals could manage only 38 rushing yards to OU's 286.

### 1950 SUGAR BOWL

LSU	0	0	0	0	-0
Oklahoma	0	14	7	14	-35

### SCORING SUMMARY

OU	2Q	Heath 86 run (Tipps Kick)
OU	2Q	Heath 34 run (Tipps Kick)
OU	3Q	Thomas 34 pass from Pearson (Tipps Kick)
OU	4Q	Thomas 5 run (Tipps Kick)
OU	4Q	Royal 5 run (Tipps Kick)

### LSU LEADERS

Rushing	Att.	Yards	TD
West	5	26	0

Passing	Att.	Comp.	Int.	Yards	TD
Pevey	11	5	0	82	0

Receiving	No.	Yards	TD
Baggett	4	50	0

# 1959



## 1959 Sugar Bowl

Tulane Stadium • New Orleans, La.  
January 1, 1959 (80,331)

LSU 7, Clemson 0

Paul Dietzel's great national champions closed LSU's first undefeated, untied season in 50 years with a thrilling victory over Clemson. It was the Bayou Bengals' first Sugar Bowl victory and couldn't have come in a sweeter year. Billy Cannon threw a nine-yard scoring pass to Mickey Mangham in the third quarter, and the Chinese Bandits held Clemson in check for the victory.

### 1959 SUGAR BOWL

LSU	0	0	7	0	-7
Clemson	0	0	0	0	-0

### SCORING SUMMARY

LSU	3Q	Mickey 9 pass from Cannon (Cannon Kick)
-----	----	---

### LSU LEADERS

Rushing	Att.	Yards	TD
Cannon	13	51	0
Davis	2	17	0


  

Passing	Att.	Comp.	Int.	Yards	TD
Rabb	7	2	0	33	0
Cannon	1	1	0	9	1

Receiving	No.	Yards	TD
Mangham	2	33	1

# 1960



## 1960 Sugar Bowl

Tulane Stadium • New Orleans, La.  
January 1, 1960 (81,141)

Ole Miss 21, LSU 7

The regular season thriller won by Billy Cannon's 89-yard punt return proved to be a nightmarish rematch for LSU. Jake Gibbs hit Cowboy Woodruff with a 43-yard touchdown pass just before halftime and the Rebels coasted after that. The Tigers and Heisman Trophy winner Cannon never got inside the Ole Miss 38 the entire game.

### 1960 SUGAR BOWL

LSU	0	0	0	0	-7
Ole Miss	0	7	7	7	-21

### SCORING SUMMARY

Ole Miss	2Q	Woodruff 43 pass from Gibbs (Franklin Kick)
Ole Miss	3Q	Grantham 18 pass from Franklin (Khayat Kick)
Ole Miss	4Q	Blair 9 yd from Franklin (Khayat Kick)

### LSU LEADERS

Rushing	Att.	Yards	TD
Cannon	6	8	0


Passing	Att.	Comp.	Int.	Yards	TD
Rabb	15	4	0	36	0

Receiving	No.	Yards	TD
Cannon	3	39	0
McClain	3	31	0



# 1962



## 1962 Orange Bowl

Orange Bowl Stadium • Miami, Fla.  
January 1, 1963 (68,150)

### LSU 25, Colorado 7

Amidst rumors that Paul Dietzel was leaving LSU, the Tigers romped behind Earl Gros, Wendell Harris and Jerry Stovall. All-American guard Roy Winston was outstanding as the Go Team, White Team and Chinese Bandits dominated the Buffalos. Charley White Cranford, Jimmy Field and Gene Sykes scored touchdowns for the Tigers as Harris kicked a 30-yard field goal.

#### 1962 ORANGE BOWL

LSU	5	6	14	0	-25
Colorado	0	7	0	0	-7

#### SCORING SUMMARY

LSU	1Q	Harris 30 FG
LSU	1Q	Team Safety
CU	2Q	Schweninger 59 interception return
LSU	2Q	Crawford 6 run (Failed Conversion)
LSU	3Q	Field 9 run (Harris Kick)
LSU	3Q	Sykes recovered blocked punt (Harris Kick)

#### LSU LEADERS

Rushing	Att.	Yards	TD
Gros	10	55	0

Passing	Att.	Comp.	Int.	Yards	TD
Amedee	12	6	0	88	1

Receiving	No.	Yards	TD
Wilkins	3	58	1

# 1963



## 1963 Cotton Bowl

Cotton Bowl Stadium • Dallas, Texas  
January 1, 1963 (32,191)

### LSU 13, Texas 0

The defensive-minded Tigers gave Charlie McClendon a victory over the previously undefeated Longhorns in Mac's first bowl appearance as head coach. Lynn Amedee kicked field goals of 23 and 37 yards, and Jimmy Field ran 22 yards for the game's only touchdown. All-Americans Fred Miller and Jerry Stovall joined Amedee as the stars of the game.

#### 1963 COTTON BOWL

LSU	0	3	7	3	-13
Texas	0	0	0	0	-0

#### SCORING SUMMARY

LSU	2Q	Amedee 23 FG
LSU	3Q	Field 22 run (Amedee Kick)
LSU	4Q	Amedee 37 FG

#### LSU LEADERS

Rushing	Att.	Yards	TD
Stovall	12	36	0
LeBlanc	6	23	0

Passing	Att.	Comp.	Int.	Yards	TD
Amedee	13	9	0	94	0

Receiving	No.	Yards	TD
Traux	3	49	0
Cranford	2	16	0

# 1963



## 1963 Bluebonnet Bowl

Rice Stadium • Houston, Texas  
December 21, 1963 (50,000)

### Baylor 14, LSU 7

Don Trull passed the injury-ridden Tigers dizzy, hitting on 26-of-37 passes and rolling up 430 yards in total offense. Still, it took two fourth period touchdowns for the Bears to pull the victory out before 50,000 frozen fans in Houston. Joe Labruzzo ran a kickoff back for 72 yards late in the game, but Baylor held and Trull ended the game still firing away at the Tiger secondary.

#### 1963 BLUEBONNET BOWL

LSU	7	0	0	0	-7
Baylor	0	0	0	14	-14

#### SCORING SUMMARY

LSU	1Q	Soefker 8 run (Moreau Kick)
BU	4Q	Ingram 7 pass from Trull (Davies Kick)
BU	4Q	Ingram 13 pass from Trull (Davies Kick)

#### LSU LEADERS


Rushing	Att.	Yards	TD
Ezell	9	30	0

Passing	Att.	Comp.	Int.	Yards	TD
Ezell	5	1	0	13	0

Receiving	No.	Yards	TD
Truax	1	13	0

- INTRO
- NOTEBOOK
- COACHES
- TIGERS
- REVIEW
- THE SEASON
- HISTORY**

# 1965



## 1965 Sugar Bowl

Tulane Stadium • New Orleans, La.  
January 1, 1965 (60,322)

### LSU 13, Syracuse 10

Billy Ezell and Pat Screen quarterbacked the Tigers to a come from behind victory over the Orangemen. Ezell threw a 57-yard touchdown pass to Doug Moreau and then hit Joe Labruzzo on a two-point conversion. Moreau, the game's MVP, kicked a 28-yard field goal for the deciding points. The Tiger defense held the Syracuse running duo of Floyd Little and Jim Nance in check, as LSU defensive tackle George Rice dumped Little for a first half safety.

#### 1965 SUGAR BOWL

LSU	2	0	8	3	--13
Syracuse	10	0	0	0	--10

#### SCORING SUMMARY

LSU	1Q	Safety
SU	1Q	Smith 23 FG
SU	1Q	Brown 32 return of blocked punt (Smith kick)
LSU	3Q	Moreau 57 pass from Ezell (Labruzzo pass from Ezell)
LSU	4Q	Moreau 28 FG

#### LSU LEADERS

Rushing	Att.	Yards	TD
Don Schwab	17	81	0
Joe Labruzzo	10	25	0


  

Passing	Att.	Comp.	Int.	Yards	TD
Pat Screen	10	4	1	47	0
Billy Ezell	5	2	0	67	1

Receiving	No.	Yards	TD	Lg.
Doug Moreau	2	54	1	57
Joe Labruzzo	2	45	0	

# 1966



## 1966 Cotton Bowl

Cotton Bowl Stadium • New Orleans, La.  
January 1, 1966 (76,200)

### LSU 14, Arkansas 7

Pat Screen took over for injured Nelson Stokley and directed the Tigers to a great upset over second-ranked and unbeaten Arkansas. Joe Labruzzo ran three yards for one score and went over from a yard out for the other. The Razorbacks scored on Jon Brittenum's 16-yard pass to Bobby Crockett, but a Jerry Joseph interception stopped the Hogs' last chance in the game and ended a 22-game Arkansas win streak.

#### 1966 COTTON BOWL

LSU	0	14	0	0	--14
Arkansas	7	0	0	0	--7

#### SCORING SUMMARY

Ark	3:35	1Q	Crockett 16 pass (South kick)
LSU	4:25	2Q	Labruzzo 3 run (Moreau kick)
LSU	0:18	2Q	Labruzzo 1 run (Moreau kick)

#### LSU LEADERS

Rushing	Att.	Yards	TD	Lg.
Joe Labruzzo	21	69	2	11
Jim Dousay	14	38	0	7


  

Passing	Att.	Comp.	Int.	Yards	TD	Lg.
Pat Screen	10	7	0	82	0	19
Nelson Stokley	1	1	0	18	0	18

Receiving	No.	Yards	TD	Lg.
Billy Masters	4	45	0	14
Joe Labruzzo	1	19	0	19

# 1968



## 1968 Sugar Bowl

Tulane Stadium • New Orleans, La.  
January 1, 1968 (72,858)

### LSU 20, Wyoming 13

A topsy-turvy year for the Tigers ended in a come-back win over the previously unbeaten Cowboys. Glenn Smith came off the bench to spark the victory and became the first sophomore in Sugar Bowl history to win the MVP award. Nelson Stokley threw touchdown passes of 35 and 14 yards to Tommy Morel, and Smith ran one yard for the other score on a chilly and rainy New Orleans afternoon.

#### 1968 SUGAR BOWL

LSU	0	0	7	13	--20
Wyoming	0	13	0	0	--13

#### SCORING SUMMARY

Wy	2Q	Kick 1 run (DePoyster kick)
Wy	2Q	DePoyster 24 FG
Wy	2Q	DePoyster 49 FG
LSU	3Q	Smith 1 run (Hurd kick)
LSU	4Q	Morel 8 pass (kick failed)
LSU	4Q	Morel 14 pass (Hurd kick)

#### LSU LEADERS

Rushing	Att.	Yards	TD	Lg.
Tommy Allen	16	41	0	11
Nelson Stokley	11	32	0	20


Passing	Att.	Comp.	Int.	Yards	TD	Lg.
Nelson Stokley	20	6	0	91	2	39

Receiving	No.	Yards	TD	Lg.
Tommy Morel	4	38	2	14
Glenn Smith	1	39	0	39



# 1968



## 1968 Peach Bowl

Grant Field • Atlanta, Ga.  
December 30, 1968 (35,545)

### LSU 31, Florida St. 27

The see-saw contest left the Atlanta crowd limp with enthusiasm as the Tigers moved 61 yards in nine plays behind Mike Hillman for the winning touchdown. Florida State's Bill Cappelman, who threw for three touchdowns, put the ball in the air 41 times. Super pass catcher Ron Sellers caught two scoring passes for FSU, but LSU's Tommy Morel made a great clutch reception on the Bengals' winning drive to set up Maurice LeBlanc's two-yard TD run.

#### 1968 PEACH BOWL

LSU	0	10	14	7	--31
Florida State	0	6	0	14	--27

#### SCORING SUMMARY

FSU	1Q	Bailey 36 run (Guthrie kick)
FSU	2Q	Gunter 21 pass (kick failed)
LSU	2Q	Burns 39 punt return (Lumpkin kick)
LSU	2Q	Lumpkin 32 FG
LSU	3Q	Hamlett 11 pass (Lumpkin kick)
LSU	3Q	Stober 11 pass (Lumpkin kick)
FSU	4Q	Sellers 2 pass (pass failed)
FSU	4Q	Sellers 4 pass (2-point conversion good)
LSU	4Q	LeBlanc 2 run (Lumpkin kick)

#### LSU LEADERS

Rushing	Att.	Yards	TD	Lg.
Maurice LeBlanc	14	97	1	20
Frank Matte	5	20	0	12

Passing	Att.	Comp.	Int.	Yards	TD	Lg.
Mike Hillman	29	16	1	229	2	28

Receiving	No.	Yards	TD	Lg.
Tommy Morel	6	103	0	28
Bill Stober	4	62	1	20

# 1971



## 1971 Orange Bowl

Orange Bowl Stadium • Miami, Fla.  
January 1, 1971 (80,699)

### Nebraska 17, LSU 12

With the national title at stake, the Cornhuskers' Jerry Tagge leaped over from one yard out for the winning touchdown. Buddy Lee's 31-yard pass to Al Coffee had given the Tigers a 12-10 lead going into the final period. Mark Lumpkin kicked field goals of 36 and 25 yards for the Bengals, who could not stop Nebraska's winning 67-yard touchdown drive.

#### 1971 ORANGE BOWL

LSU	0	3	9	0	--12
Nebraska	10	0	0	7	--17

#### SCORING SUMMARY

Neb	2:40	1Q	Rogers 26 FG
Neb	2:06	1Q	Orduna 3 run (Rogers kick)
LSU	0:49	2Q	Lumpkin 36 FG
LSU	11:49	3Q	Lumpkin 25 FG
LSU	0:00	3Q	Coffee 31 pass (kick failed)
Neb	8:50	4Q	Tagge 1 run (Rogers kick)

#### LSU LEADERS

Rushing	Att.	Yards	TD	Lg.
Chris Dantin	20	79	0	25
Del Walker	5	30	0	14

Passing	Att.	Comp.	Int.	Yards	TD	Lg.
Buddy Lee	23	12	0	182	1	31
Bert Jones	9	5	1	45	0	31

Receiving	No.	Yards	TD	Lg.
Andy Hamilton	9	146	0	31
Lance Chaffee	2	39	1	31

# 1971



## 1971 Sun Bowl

Sun Bowl Stadium • El Paso, Texas  
December 18, 1971 (35,530)

### LSU 33, Iowa St. 15

Bert Jones completed 12 of 18 passes for 227 yards and three touchdowns as the Tigers routed the Big Eight Cyclones. Jones hit cousin Andy Hamilton six times with passes, once for a touchdown, and scored the clincher himself on a run from six yards out. Jay Michaelson kicked two field goals and caught a touchdown pass for the Bengals.

#### 1971 SUN BOWL

LSU	6	0	13	14	--33
Iowa State	0	3	6	6	--15

#### SCORING SUMMARY

LSU	9:25	1Q	Michaelson 39 FG
LSU	6:01	1Q	Michaelson 39 FG
ISU	14:56	2Q	Shoemaker 32 FG
LSU	12:27	3Q	Hamilton 37 pass (Michaelson kick)
LSU	3:20	3Q	Keigley 21 pass (kick failed)
ISU	1:49	3Q	Marquardt 30 pass (pass failed)
ISU	14:08	4Q	Krepfle 1 pass (pass failed)
LSU	8:58	4Q	Michaelson 6 pass (Michaelson kick)
LSU	3:05	4Q	Jones 6 run (Michaelson kick)

#### LSU LEADERS

Rushing	Att.	Yards	TD	Lg.
Allen Shorey	12	68	0	17
Del Walker	9	37	0	9
Bert Jones	6	18	1	6

Passing	Att.	Comp.	Int.	Yards	TD	Lg.
Bert Jones	18	12	0	227	3	77

Receiving	No.	Yards	TD	Lg.
Andy Hamilton	6	165	1	77
Gerald Keigley	1	21	1	21
Jay Michaelson	1	6	1	6



- INTRO
- NOTEBOOK
- COACHES
- TIGERS
- REVIEW
- THE SEASON
- HISTORY**

# 1972



## 1972 Bluebonnet Bowl

Astrodome • Houston, Texas  
December 30, 1972 (52,961)

### Tennessee 24, LSU 17

Tennessee struck for three first half touchdowns and then held off an LSU comeback in the second half, ending when a Bert Jones pass was deflected at the Volunteer 10 with less than two minutes left. UT quarterback Condredge Holloway ran for two scores and passed for another, while Jones and Brad Davis ran for the two Bengal touchdowns. The Vols led 24-3 at the half before the Tigers clawed their way back in the Astrodome.

#### 1972 BLUEBONNET BOWL

LSU	3	0	7	7	--17
Tennessee	14	10	0	0	--24

#### SCORING SUMMARY

LSU	9:56	1Q	Jackson 29 FG
Tenn	5:03	1Q	Young 6 pass (Townsend kick)
Tenn	2:51	1Q	Holloway 15 run (Townsend kick)
Tenn	13:47	2Q	Townsend 33 FG
Tenn	6:10	2Q	Holloway 10 run (Townsend kick)
LSU	7:12	3Q	B. Jones 2 run (Jackson kick)
LSU	7:26	4Q	Davis 1 run (Jackson kick)

#### LSU LEADERS

Rushing	Att.	Yards	TD	Lg.
Brad Davis	16	88	1	29
Chris Dantin	9	41	0	16

Passing	Att.	Comp.	Int.	Yards	TD	Lg.
Bert Jones	20	7	0	90	0	22

Receiving	No.	Yards	TD	Lg.
Brad Boyd	2	33	0	20
Chris Dantin	2	11	0	7

# 1974



## 1974 Orange Bowl

Orange Bowl Stadium • Miami, Fla.  
January 1, 1974 (60,477)

### Penn St. 16, LSU 9

The Tigers, in spite of scoring on the first series of the game, were never able to get possession on the Penn State end of the field. Brad Davis was the leading rusher with 70 yards while the vaunted LSU defense held Heisman Trophy winner John Cappelletti to only 50 yards during the encounter.

#### 1974 ORANGE BOWL

LSU	7	0	2	0	--9
Penn State	3	13	0	0	--16

#### SCORING SUMMARY

LSU	11:13	1Q	Rogers 3 run (Jackson kick)
PSU	1:25	1Q	Bahr 44 FG
PSU	8:19	2Q	Herd 72 pass (Bahr kick)
PSU	2:19	2Q	Cappelletti 1 run (kick failed)
LSU	13:07	3Q	Safety, bad snap from center from punt formation

#### LSU LEADERS

Rushing	Att.	Yards	TD	Lg.
Brad Davis	19	70	0	16
Mike Miley	13	44	0	18
Terry Robiskie	10	58	0	17

Passing	Att.	Comp.	Int.	Yards	TD	Lg.
Mike Miley	18	8	1	73	0	21

Receiving	No.	Yards	TD	Lg.
Brad Davis	6	20	0	8
Brad Boyd	1	21	0	21

# 1977



## 1977 Sun Bowl

Sun Bowl Stadium • El Paso, Texas  
December 31, 1977 (31,318)

### Stanford 24, LSU 14

Charles Alexander won Offensive Player of the Game honors as he set a pair of Sun Bowl rushing records, carrying 31 times for 197 yards, but LSU mistakes and a superb passing attack by the Pac-8 team enabled the westerners to take the victory. LSU scored the second time it had the ball, but Stanford racked up a touchdown and a field goal for a brief lead which LSU topped with a final minute, first half six-pointer to take a 14-10 lead into intermission. The second half was all Stanford as quarterback Guy Benjamin added two more TD passes to his second period strike for the triumph.

#### 1977 SUN BOWL

LSU	7	7	0	0	--14
Stanford	0	10	7	7	--24

#### SCORING SUMMARY

LSU	11:13	1Q	Rogers 3 run (Jackson kick)
LSU	3:56	1Q	Quintela 3 pass (Conway kick)
Stan	14:03	2Q	Lofton 49 pass (Naber kick)
Stan	8:18	2Q	Naber 36 FG
LSU	0:56	2Q	Alexander 7 run (Conway kick)
Stan	10:19	3Q	Lofton 2 pass (Naber kick)
Stan	1:27	4Q	Nelson 36 pass (Naber kick)

#### LSU LEADERS

Rushing	Att.	Yards	TD	Lg.
Charles Alexander	31	197	1	53

Passing	Att.	Comp.	Int.	Yards	TD	Lg.
Steve Enslinger	23	7	3	55	1	16
David Woodley	2	1	0	13	0	13

Receiving	No.	Yards	TD	Lg.
Kelly Simmons	2	26	0	16
Mike Quintela	2	11	1	8



INTRO  
NOTEBOOK  
COACHES  
TIGERS  
REVIEW  
THE SEASON  
**HISTORY**

**Bowl History**

# 1978



## 1978 Liberty Bowl

Liberty Bowl Stadium • Memphis, Tenn.  
December 23, 1978 (53,064)

### Missouri 20, LSU 15

It was a case of two separate games: the first half was all Missouri and the second half all LSU. The only trouble was that the Big 8 team put more points on the board in its half than the SEC entry did in its. Missouri piled up a seemingly commanding 20-3 halftime advantage, but Coach Charles McClendon's charges came out firing. Although they were not able to overcome the score, they did pile up 247 yards to 84, and 15 first downs to four for Missouri. All-America tailback Charles Alexander played his last game as a Tiger and made it memorable as he gained 133 yards on 24 carries.

**1978 LIBERTY BOWL**

LSU	3	0	6	6	--15
Missouri	7	13	0	0	--20

**SCORING SUMMARY**

Miss	8:43	1Q	Gant 13 run (Brockhaus kick)
LSU	4:41	1Q	Conway 37 FG
Miss	11:13	2Q	Winslow 16 pass (Brockhaus kick)
Miss	1:21	2Q	Wilder 3 run (kick failed)
LSU	9:37	3Q	Alexander 1 run (kick blocked)
LSU	1:33	4Q	Woodley 1 run (pass failed)

**LSU LEADERS**

Rushing	Att.	Yards	TD	Lg.
Charles Alexander	24	133	1	23
David Woodley	11	27	1	15

Passing	Att.	Comp.	Int.	Yards	TD	Lg.
David Woodley	22	9	2	123	0	26
Steve Ensminger	9	5	2	47	0	18

Receiving	No.	Yards	TD	Lg.
Mike Quintela	6	81	0	26
Carlos Carson	6	77	0	18

# 1979



## 1979 Tangerine Bowl

Tangerine Bowl Stadium • Orlando, Fla.  
December 22, 1979 (38,666)

### LSU 34, Wake Forest 10

It was the end of the Cholly Mac era and it was a glorious end! The Tigers were 10 feet off the ground as they dashed out of their dressing room and immediately gave notice it was going to be their night. The first three times they had the ball they drove downfield, scoring two touchdowns and missing the third when they lost a fumble at the goal line. From then on, it was just a matter of what the final score would be.

**1979 TANGERINE BOWL**

LSU	14	10	0	10	--34
Wake Forest	0	3	7	0	--10

**SCORING SUMMARY**

Miss	8:43	1Q	Gant 13 run (Brockhaus kick)
LSU	9:08	1Q	Woodley 13 run (Barthel kick)
LSU	4:14	1Q	Woodley 3 run (Barthel kick)
LSU	3:28	2Q	Murphree 19 pass (Barthel kick)
LSU	2:53	2Q	Barthel 31 FG
WF	0:00	2Q	Denfeld 43 FG
WF	11:45	3Q	Baumgardner 34 pass (Harnisch kick)
LSU	12:17	4Q	Barthel 41 FG
LSU	8:32	4Q	Ensminger 4 run (Barthel kick)

**LSU LEADERS**

Rushing	Att.	Yards	TD	Lg.
David Woodley	10	68	2	21
Jude Hernandez	14	58	0	9
Steve Ensminger	10	43	1	12

Passing	Att.	Comp.	Int.	Yards	TD	Lg.
David Woodley	19	11	1	199	1	50
Steve Ensminger	7	5	0	74	0	23

Receiving	No.	Yards	TD	Lg.
Jerry Murphree	5	60	1	19
Carlos Carson	3	76	0	50
Tracy Porter	3	73	0	48

# 1983



## 1983 Orange Bowl

Orange Bowl Stadium • Miami, Fla.  
January 1, 1983 (54,407)

### Nebraska 21, LSU 20

In one of the most exciting games in LSU history, the Tigers came within an eyelash of upsetting powerful Nebraska. Leading 17-7 late in the third period by virtue of two Dalton Hilliard touchdown runs and a 28-yard Juan Carlos Betanzos field goal, it appeared the Bayou Bengals were on the verge of the upset of the year. But two late touchdowns by the Cornhuskers offset a 49-yard Betanzos field goal, and the Tigers' noble efforts resulted in a one-point heartbreaker.

**1983 ORANGE BOWL**

LSU	7	7	3	3	--20
Nebraska	7	0	7	7	--21

**SCORING SUMMARY**

Neb	10:57	1Q	Schellen 5 run (Seibel kick)
LSU	4:24	1Q	Hilliard 1 run (Betanzos kick)
LSU	9:32	2Q	Hilliard 1 run (Betanzos kick)
LSU	6:40	3Q	Betanzos 28 FG
Neb	1:25	3Q	Rozier 11 run (Seibel kick)
Neb	11:14	4Q	Gill 1 run (Seibel kick)
LSU	5:05	4Q	Betanzos 49 FG

**LSU LEADERS**


Rushing	Att.	Yards	TD	Lg.
Dalton Hilliard	18	29	2	8
Mike Montz	4	9	0	3
Alan Risher	8	-12	0	7

Passing	Att.	Comp.	Int.	Yards	TD	Lg.
Alan Risher	30	14	2	173	0	25

Passing	Att.	Comp.	Int.	Yards
Dalton Hilliard	8	82	0	24
Malcolm Scott	4	67	0	25



# 1985



## 1985 Sugar Bowl

Superdome • New Orleans, La.  
January 1, 1985 (75,608)

### Nebraska 28, LSU 10

The 1985 Sugar Bowl featured LSU against Big 8 Conference champion Nebraska. It had been a remarkable turnaround season for LSU. The Tigers finished 8-2-1 after going 4-7 (0-6 in SEC play) the year before in 1983. Bill Arnsparger, in his first year as the LSU head coach, made believers out of everyone in the state of Louisiana with the Tigers surprising ascension in 1984.

A heavy underdog, LSU jumped out to a quick 10-0 lead over the Tom Osborne's Cornhuskers. Freshmen kicker Ronnie Lewis put LSU on the board with 4:40 left in the first period drilling a 37-yard field goal.

Dalton Hilliard, LSU's outstanding running back, who saw limited playing time due to a case of the flu, scored with 13:11 left in the second period on a 2-yard run putting the Tigers ahead 10-0.

Nebraska woke up after that and scored on its next possession. Quarterback Craig Sunberg hit receiver Doug Dubose on a 31-yard TD pass with 10:31 left in the second quarter, cutting the lead to 10-7.

The second half was all Nebraska. The Huskers scored one touchdown in the third quarter when Sunberg scored from nine-yards out to take the lead 14-10. Two fourth quarter touchdown passes by Sunberg to Todd Frain sealed the deal and Nebraska pulled away for a 28-10 win.

#### 1985 Sugar Bowl

LSU	3	7	0	0	10
Nebraska	0	7	7	14	28

#### SCORING SUMMARY

LSU	1Q	4:40	Lewis 37 FG
LSU	2Q	13:11	Hilliard 2 run (Lewis kick)
NEB	2Q	10:31	Dubose 31 pass from Sundberg (Klein kick)
NEB	3Q	8:14	Sundberg 9 run (Klein kick)
NEB	4Q	10:54	Frain 24 pass from Sundberg (Klein kick)
NEB	4Q	8:40	Frain 17 pass from Sundberg (Klein kick)

#### LSU LEADERS

Rushing	Att.	Yards	TD	Lg.
D. Hilliard	16	86	1	44
S. Martin	5	50	0	35


  

Passing	Att.	Comp.	Int.	Yards	TD
Wickersham	37	221	4	0	23

Receiving	No.	Yards	TD	Lg.
Fontenot	4	56	0	23

# 1985



## 1985 Liberty Bowl

Liberty Bowl Stadium • Memphis, Tenn.  
December 27, 1985 (40,186)

### Baylor 21, LSU 7

The Tigers got on the scoreboard first, but that would be all the scoring LSU could muster, as the Baylor defense stopped the Tigers, 21-7, before 40,186 at Liberty Bowl Memorial Stadium in Memphis. Norman Jefferson provided the LSU heroics with a 79-yard punt return with 5:17 left in the first quarter that would give the Tigers a 7-0 lead. The return would be a Liberty Bowl record and Jefferson's second scoring return in an LSU uniform. Baylor's high-powered offense was able to gain 489 yards against LSU's defense while the Tigers settled for 192 yards. Jeff Wickersham completed 11-of-24 passes for 95 yards while Dalton Hilliard carried 20 times for 66 yards.

#### 1985 LIBERTY BOWL

LSU	7	0	0	0	7
Baylor	7	3	3	8	21

#### SCORING SUMMARY

LSU	5:17	1Q	Jefferson 79 punt return (Lewis kick)
BU	2:30	1Q	Clark 5 pass from Carlson (Syler kick)
BU	5:36	2Q	Syler 23 FG
BU	4:29	3Q	Syler 35 FG
BU	10:42	4Q	Simpson 15 pass from Carlson (Clark pass from Carlson)

#### LSU LEADERS

Rushing	Att.	Yards	TD	Lg.
D. Hilliard	20	66	0	7

Passing	Att.	Comp.	Int.	Yards	TD
Wickersham	24	95	1	0	18

Receiving	No.	Yards	TD	Lg.
James	4	25	0	8

# 1987



## 1987 Sugar Bowl

Superdome • New Orleans, La.  
January 1, 1987 (76,234)

### Nebraska 30, LSU 15

In Bill Arnsparger's final game as LSU head coach, No. 6 Nebraska ripped off 30 unanswered points to beat the Tigers 30-15.

The Cornhuskers swarmed all over standout LSU freshmen quarterback Tommy Hodson giving him little time to throw the football. Meanwhile, the Nebraska offense flourished en route to defeating No. 5 LSU.

The loss was LSU's fourth straight in a bowl and dropped LSU's Sugar Bowl mark to 3-7, in what would be the Tigers' final appearance in the New Orleans classic until 2002. LSU scored first on a one-yard run by Harvey Williams, capping a 66-yard drive on the first series of the game.

Nebraska's scoring started with a field goal by Dale Klein. Quarterback Steve Taylor polished off a 72-yard drive with a 2-yard touchdown run with 39 seconds before halftime to give the Cornhuskers a 10-7 lead. Nebraska came out in the second half and marched 78 yards for another score on a 1-yard run by running back Tyreese Knox, building its lead to 17-7. Completing a run of 30 unanswered points, Nebraska added two fourth quarter touchdowns on a three-yard pass from Taylor to tight end Todd Millikan and another 1-yard plunge by Knox. With 2:01 left in the game, Hodson completed a 24-yard touchdown pass to receiver Tony Moss. A successful two-point conversion pass to Alvin Lee made the score 30-15.

#### 1987 SUGAR BOWL

LSU	7	0	0	8	15
Nebraska	0	10	7	13	30

#### SCORING SUMMARY

LSU	12:06	1Q	Williams 1 run (Brownnyke kick)
NEB	10:01	2Q	Klein 42 FG
NEB	0:39	2Q	Taylor 2 run (Klein kick)
NEB	10:35	3Q	Knox 1 run (Klein kick)
NEB	6:02	4Q	Millikan 3 pass from Taylor (Klein kick)
NEB	3:26	4Q	Knox 1 run (Klein kick failed)
LSU	2:01	4Q	Moss 24 pass from Hodson (Lee pass from Hodson)

#### LSU LEADERS

Rushing	Att.	Yards	TD	Lg.
Williams	12	48	1	19
Martin	7	4	0	7

Passing	Att.	Comp.	Int.	Yards	TD
T. Hodson	30	159	2	1	43


Receiving	No.	Yards	TD	Lg.
Davis	3	63	0	43
Moss	1	24	1	24



INTRO  
NOTEBOOK  
COACHES  
TIGERS  
REVIEW  
THE SEASON  
**HISTORY**

Bowl History

# 1987



## 1987 Gator Bowl

Gator Bowl Stadium • Jacksonville, Fla.  
December 31, 1987 (82,119)

### LSU 30, South Carolina 13

The Tigers closed out Mike Archer's first year as head coach in grand fashion with a resounding 30-13 win over South Carolina. The LSU defense ran the South Carolina offense into confusion, but it was the offense that owned the show as the pitch-and-catch combination of Tommy Hodson and Wendell Davis thrilled the crowd of 82,119. LSU jumped out to a 14-0 lead before the Gamecocks could put a field goal on the board. The Tigers led 20-6 at the half and rolled from there in the second half. Davis--the game's MVP--caught nine passes for 132 yards and three touchdowns.

#### 1987 GATOR BOWL

So. Carolina	3	3	0	7	13
LSU	14	6	7	3	30

#### SCORING SUMMARY

LSU	5:17	1Q	Jefferson 79 punt return
LSU	13:31	1Q	Davis 39 pass from Hodson (Brown dyke kick)
LSU	9:59	1Q	Davis 12 pass from Hodson (Brown dyke kick)
USC	3:04	1Q	Mackie 44 FG
LSU	14:13	2Q	Browndyke 27 FG
USC	7:59	2Q	Mackie 39 FG
LSU	0:01	2Q	Mackie 18 FG
LSU	12:34	3Q	Davis 25 pass from Hodson (Brown dyke kick)
USC	14:47	4Q	Green 10 run (Mackie kick)
LSU	8:17	4Q	Browndyke 23 FG

#### LSU LEADERS

Rushing	Att.	Yards	TD	Lg.
Fuller	14	48	0	13
Martins	8	38	0	20

Passing	Att.	Comp.	Int.	Yards	TD
T. Hodson	21	146	0	2	39

Receiving	No.	Yards	TD	Lg.
Davis	9	132	3	39
Martin	3	43	0	16

# 1989



## 1989 Hall of Fame Bowl

Tampa Stadium • Tampa, Fla.  
January 2, 1989 (51,112)

### Syracuse 23, LSU 10

The Tigers went to Tampa, Fla., as co-champions of the Southeastern Conference, but came up short in this game as a solid Syracuse offense was spurred by the running halfback Robert Drummond. A stingy Orangeman defense held the Tigers at bay. Drummond was the offensive star of the game, running for 122 yards on 23 carries while Tiger quarterback Tommy Hodson was picked off three times by the aggressive Syracuse defenders. A crowd of 51,112 was on hand in Tampa Stadium for this January 2 game that saw Syracuse jump out to a 10-0 lead before the Tigers got a touchdown on the board to make it 10-7 at the half. But the last two quarters belonged to Syracuse as LSU finished its season at 8-4.

#### 1989 HALL OF FAME BOWL

LSU	0	7	3	0	10
Syracuse	7	3	7	6	23

#### SCORING SUMMARY

SU	8:22	2Q	K. J. Greene 38 FG
LSU	1:52	2Q	C. Windom 19 run (Brown dyke kick)
LSU	8:22	3Q	D. Browndyke 35 FG
SU	5:53	3Q	Drummond 1 run (Greene kick)
SU	14:13	4Q	Glover 4 pass from Philcox (Greene kick failed)

#### LSU LEADERS

Rushing	Att.	Yards	TD	Lg.
C. Windom	7	32	1	19
V. Jones	4	25	0	10

Passing	Att.	Comp.	Int.	Yards	TD
T. Hodson	33	16	3	0	43

Receiving	No.	Yards	TD	Lg.
T. Moss	5	96	0	43
E. Fuller	5	53	0	26

# 1995



## 1995 Independence Bowl

Independence Bowl Stadium • Shreveport, La.  
December 29, 1995 (48,835)

### LSU 45, Michigan St. 26

The Tigers wrapped up the first year of the Gerry DiNardo era with a 45-26 win over Michigan State before a sellout crowd of 48,835. The teams battled evenly in a first half of big plays that included a 78-yard TD pass by Michigan State on the second play of the game, an Eddie Kennison kickoff return for a touchdown for LSU, a Michigan State kickoff return for a touchdown and a 51-yard TD run by Kevin Faulk that contributed to a 24-21 MSU halftime lead. But the Tigers broke it open in the second half with 24 unanswered points, including a fumble return for a touchdown by defensive end Gabe Northern. In all, LSU set or tied 11 Independence Bowl records in the romp.

#### 1995 INDEPENDENCE BOWL

LSU	7	14	21	3	45
Michigan St.	7	17	0	2	26

#### SCORING SUMMARY

MSU	14:13	1Q	Muhammed 78 pass from Banks (Gardner kick)
LSU	12:07	1Q	Cleveland 6 run (Lafleur kick)
MSU	14:44	2Q	Greene 3 run (Gardner kick blocked)
LSU	14:30	2Q	Kennison 92 kickoff return (Lafleur kick)
MSU	14:17	2Q	Mason 100 kickoff return (Greene run)
LSU	13:11	2Q	Faulk 51 run (Lafleur kick)
MSU	0:01	2Q	Gardner 37 FG
LSU	14:29	3Q	Faulk 5 run (Lafleur kick)
LSU	9:20	3Q	Northern 37 fumble return (Lafleur kick)
LSU	7:13	3Q	Kennison 27 pass from Tyler (Lafleur kick)
LSU	8:45	4Q	Richey 48 yd FG
MSU	5:57	4Q	Safety

#### LSU LEADERS

Rushing	Att.	Yards	TD	Lg.
K. Faulk	25	234	2	68
K. Cleveland	13	23	1	8

Passing	Att.	Comp.	Int.	Yards	TD
H. Tyler	20	10	1	1	49


  

Receiving	No.	Yards	TD	Lg.
E. Kennison	5	124	1	49
D. Lafleur	2	31	0	24



INTRO  
NOTEBOOK  
COACHES  
TIGERS  
REVIEW  
THE SEASON  
**HISTORY**

# 1996



## 1996 Peach Bowl

Georgia Dome • Atlanta, Ga.  
January 1, 1983 (63,622)

### LSU 10, Clemson 7

Quarterback Herb Tyler led a balanced LSU attack against a stubborn Clemson squad to send the LSU Tigers to a 10-7 win in the Peach Bowl at the Georgia Dome. The win gave the Tigers their second straight bowl win and their first 10-win season in nine years. Clemson struck first, taking a 7-0 lead when quarterback Nealon Greene took the ball in from five yards out after LSU had turned the ball over deep in Clemson territory. But it would be Clemson's only points of the night. In the second quarter, Kevin Faulk capped a seven-play, 80-yard LSU drive with a three-yard touchdown run and Wade Richey added a 22-yard field goal before intermission for a 10-7 LSU lead at the half that would stand the test of the second half. The game was sealed when LSU's Aaron Adams batted away a 52-yard Clemson field goal try with less than two minutes to play.

#### 1996 PEACH BOWL

Clemson	7	0	0	0	7
LSU	0	10	0	0	10

#### SCORING SUMMARY

CU	1Q	0:04	Greene 5 run (Padgett kick)
LSU	2Q	12:43	Faulk 3 run (Richey kick)
LSU	2Q	4:34	Richey 22 FG


#### LSU LEADERS

Rushing	Att.	Yards	TD	Lg.
H. Tyler	12	38	0	22
K. Faulk	23	64	1	14

Passing	Att.	Comp.	Int.	Yards	TD
H. Tyler	21	14	0	0	31

Receiving	No.	Yards	TD	Lg.
D. Laffleur	4	63	0	19
N. Savioe	2	40	0	31

# 1997



## 1997 Independence Bowl

Independence Bowl Stadium • Shreveport, La.  
December 28, 1997 (50,459)

### LSU 27, Notre Dame 9

Rondell Mealey electrified a frigid Independence Bowl crowd with a 222-yard rushing performance to pace LSU to a convincing 27-9 win over Notre Dame, avenging a loss to the Irish during the regular season. Mealey subbed for starter Kevin Faulk who was injured early in the game, and didn't miss a beat. The teams exchanged field goals early before the LSU touchdown surge began. Scott Cengia hit field goals of 33 and 21 yards for the Irish in the first half while Wade Richey booted a 37-yarder for a 6-3 Notre Dame lead at the half. Richey added a 42-yarder early in the second half before LSU's Herb Tyler hit Abram Booty with a 12-yard scoring strike for a 13-6 Tiger lead. Cengia hit one more field goal, a 33-yarder early in the fourth quarter, but the Irish would score no more. Mealey scored twice in the final period on runs of two and one yard to send LSU to victory.

#### 1997 INDEPENDENCE BOWL

Notre Dame	3	3	0	3	9
LSU	0	3	10	14	27

#### SCORING SUMMARY

ND	1Q	7:13	Cengia 33 FG
LSU	2Q	7:12	Richey 37 FG
ND	2Q	0:20	Cengia 21 FG
LSU	3Q	9:17	Richey 42 FG
LSU	3Q	4:05	Booty 12 pass from Tyler (Richey kick)
ND	4Q	13:10	Cengia 33 yd FG I
LSU	4Q	12:47	Mealey 2 run (Richey kick)
LSU	4Q	2:22	Mealey 1 run (Richey kick)

#### LSU LEADERS

Rushing	Att.	Yards	TD	Lg.
R. Mealey	34	222	2	78
T. Banks	6	23	0	9

Passing	Att.	Comp.	Int.	Yards	TD	Lg.
H. Tyler	12	5	0	1	14	

Receiving	No.	Yards	TD	Lg.
A. Booty	5	61	1	14

# 2000



## 2000 Peach Bowl

Georgia Dome • Atlanta, Ga.  
December 29, 1983 (73,614)

### LSU 28, Georgia Tech 14

Rohan Davey came off the bench in the second half to lead the Tigers to a 28-14 come-from-behind win over Georgia Tech in the Peach Bowl. Trailing 14-3 at halftime, Davey started the second half and led the Tigers to a TD on the first possession. In all, Davey threw three second half TD passes, tying an LSU bowl record, and he finished the contest with 17 completions in 25 attempts for 174 yards. Davey hit wideout Josh Reed on a 9-yard scoring pass early in the fourth quarter to give the Tigers the lead for good at 17-14. Reed finished the game with nine receptions for 96 yards, while fullback Tommy Banks capped his senior season with two TD receptions and a career-best seven catches for 71 yards.

#### 2000 CHICK-FIL-A PEACH BOWL

LSU	3	0	6	19	28
Georgia Tech	7	7	0	0	14

#### SCORING SUMMARY

LSU	1Q	8:26	Corbello 32 FG
GT	1Q	5:32	Burns 32 run (Manget kick)
GT	2Q	8:17	Hatch 9 run (Manget kick)
LSU	3Q	10:59	Banks 3 pass from R. Davey (Corbello kick failed)
LSU	4Q	14:47	Reed 9 pass from Davey (Reed pass from Davey)
LSU	4Q	13:30	Corbello 49 FG
LSU	4Q	3:12	Banks 3 pass from Davey (Robinson pass from Davey)

#### LSU LEADERS

Rushing	Att.	Yards	TD	Lg.
L. Toefield	22	78	0	17
D. Davis	25	0	10	

Passing	Att.	Comp.	Int.	Yards	TD	Lg.
R. Davey	25	17	0	174	3	25
J. Booty	19	8	0	110	0	24

Receiving	No.	Yards	TD	Lg.
J. Reed	9	96	1	17
T. Banks	7	71	2	25



# 2002



## 2002 Sugar Bowl

Superdome • New Orleans, La.  
January 1, 2002 (77,688)

**LSU 47, Illinois 34**

LSU's high-powered offense led by quarterback Rohan Davey and Josh Reed proved to be too much for seventh-ranked Illinois as the Tigers rolled to a 47-34 win over the Fighting Illini. The win marked LSU's first New Year's Day bowl victory since a win over Wyoming in the 1968 Sugar Bowl. LSU, behind the arm of Davey and the running of tailback Domanick Davis, jumped on the Illini early as the Tigers hit paydirt on a 4-yard Davis run at the 7:22 mark of the first quarter. Davis followed with second-quarter touchdown runs of 25 and 16 yards to give the Tigers a 20-0 lead just 20 minutes into the contest. Davey hit Reed with a 5-yard TD pass with 4:42 left in the first half and then found Robert Royal for a 7-yard scoring strike just before halftime to give the Tigers a 34-7 cushion at the break. Illinois pulled to within 41-28 midway through the fourth quarter, but Davis' fourth touchdown run, a Sugar Bowl record, put the game away for the Tigers at 47-28.

### 2002 SUGAR BOWL

Illinois	0	7	14	13	34
LSU	7	27	7	6	47

### SCORING SUMMARY

LSU	1Q	7:22	Davis 4 run (Corbello kick)
LSU	13:29	2Q	Davis 25 run (Corbello kick blocked)
LSU	10:23	2Q	Davis 16 run (Corbello kick)
LSU	4:42	2Q	Reed 5 pass from R. Davey (Corbello)
ILL	3:47	2Q	Hodges 2 pass from K. Kittner (Christofilakos kick)
LSU	00:18	2Q	Robert Royal 7 yd pass from R. Davey (Corbello kick)
ILL	10:35	3Q	B. Lloyd 17 yd pass from K. Kittner (Christofilakos kick)
LSU	09:29	3Q	Reed 32 pass from Davey (Corbello kick)
ILL	07:20	3Q	Lloyd 10 pass from Kittner (Christofilakos kick)
ILL	11:33	4Q	Young 17 pass from Kittner (Christofilakos kick)
LSU	08:39	4Q	Davis 4 run (Davey pass failed)
ILL	05:41	4Q	Young 40 pass from B. Lloyd (Kittner pass failed)

### LSU LEADERS

Rushing	Att.	Yards	TD	Lg.
D. Davis	28	122	4	25
D. Henderson	13	54	0	17

Passing	Att.	Comp.	Int.	Yards	TD	Lg.
R. Davey	53	31	0	444	3	42

Receiving	No.	Yards	TD	Lg.
J. Reed	14	239	2	42
M. Clayton	8	120	0	26

# 2003



## 2003 Cotton Bowl

Cotton Bowl Stadium • Dallas, Texas  
January 1, 2002 (50,459)

**Texas 35, LSU 20**

LSU and Texas met on the gridiron for the first time since the 1963 Cotton Bowl and the two teams put on quite a show before a sellout crowd of over 70,000 fans in Dallas. Despite holding only a 10-7 lead after the first quarter, the Tigers dominated the first 15 minutes of the contest. In the first quarter alone, LSU racked up 187 yards of offense compared to zero for the Longhorns. In that first quarter, LSU ran 30 plays for 187 yards, compared to only three plays for zero net yards for the Longhorns. In all, LSU held the ball for just over 13 minutes in the first quarter, while Texas had it for less than two minutes. After a dominating first quarter, the Tigers stretched their lead to 17-7 early in the second quarter on a 10-yard run by Domanick Davis. Texas responded with a pair of TDs to take a 21-17 lead at halftime. LSU's offense never got back on track in the second half as the Tigers managed just a fourth quarter field goal in falling to the Longhorns, 35-20.

### 2003 COTTON BOWL

LSU	10	7	0	3	--20
Texas	7	14	7	7	--35

### SCORING SUMMARY

LSU	1Q	10:44	Corbello 26 FG
UT	1Q	3:49	Jackson 46 fumble recovery (Magnum kick)
LSU	1Q	00:04	Toefield 20 pass from Randall (Corbello kick)
LSU	2Q	12:04	Davis 10 run (Corbello kick)
UT	2Q	11:24	Williams 51 pass from Simms (Magnum kick)
UT	2Q	3:11	Benson 1 run (Magnum kick)
UT	3Q	4:08	Williams 39 run (Magnum kick)
UT	4Q	9:58	Williams 8 pass from Simms (Magnum kick)
LSU	4Q	7:41	Corbello 39 FG I

### LSU LEADERS

Rushing	Att.	Yards	TD	Lg.
Domanick Davis	13	85	1	44
Marcus Randall	11	78	0	76

Passing	Att.	Comp.	Int.	Yards	TD	Lg.
Marcus Randall	45	19	1	193	1	27

Receiving	No.	Yards	TD	Lg.
Michael Clayton	6	88	0	24
Jerel Myers	4	16	0	8

# 2004



## 2004 Sugar Bowl

Superdome • New Orleans, La.  
January 4, 2004 (79,342)

**LSU 21, Oklahoma 14**

Behind a suffocating defense the Tigers claimed their second national title in football with a 21-14 win over Oklahoma in the Sugar Bowl. The victory in the BCS National Championship contest marked LSU's first national title since 1958 and also sent the Tigers, champions of the Southeastern Conference, to a final overall record of 13-1. Running back Justin Vincent earned MVP honors for the game, rushing for 117 yards and one touchdown in leading the Tigers to the victory. Defensively, linebacker Lionel Turner led LSU with nine tackles, including a pair of sacks, one of which came on the last offensive play of the game for the Sooners. In all, LSU recorded five sacks in the contest and held the Sooners to only 54 yards rushing.

### 2004 SUGAR BOWL

LSU	7	7	7	0	--21
Oklahoma	0	7	0	7	--14

### SCORING SUMMARY

LSU	11:38	1Q	Green 24 run (Gaudet kick)
OU	7:31	2Q	K. Jones 1 run (Dicarlo kick)
LSU	4:21	2Q	Vincent 18 run (Gaudet kick)
LSU	14:13	3Q	Spears 20 interception return (Gaudet kick)
OU	11:01	4Q	K. Jones 1 run (Dicarlo kick)

### LSU LEADERS

Rushing	Att.	Yards	TD	Lg.
Justin Vincent	16	117	1	64
Matt Mauck	14	27	0	11

Passing	Att.	Comp.	Int.	Yards	TD	Lg.
Matt Mauck	22	13	2	124	0	23

Receiving	No.	Yards	TD	Lg.
Michael Clayton	4	38	0	18
David Jones	3	54	0	29



INTRO  
NOTEBOOK  
COACHES  
TIGERS  
REVIEW  
THE SEASON  
HISTORY

**TEAM BOWL RECORDS**

**LSU**

First Downs	32	vs. Illinois, '02 Sugar
Rushing Attempts	63	vs. Stanford (332 yards), '77 Sun
Rushing Yards	332	vs. Stanford (63 att.), '77 Sun
Passes Attempted:	53	vs. Illinois (31 comp.), '02 Sugar
Passes Completed:	31	vs. Illinois (53 att.), '02 Sugar
Completion Percentage	.727	vs. Arkansas (8 of 11), '66 Cotton
Passing Yards:	444	vs. Illinois (31 of 53), '02 Sugar
Passes Had Intercepted	5	vs. Nebraska, '85 Sugar
Touchdown Passes	3	vs. Iowa St., '71 Sun vs. South Carolina, '87 Gator vs. Georgia Tech, '00 Peach vs. Illinois, '02 Sugar
Total Offense Attempts	97	vs. Illinois (595 yards), '02 Sugar
Total Offense Yards	595	vs. Illinois (97 att.), '02 Sugar
Fumbles Lost	4	vs. Oklahoma, '50 Sugar vs. Florida St., '68 Peach
Total Turnovers	8	vs. Oklahoma (4 fumbles, 4 int.), '50 Sugar
Points in a Quarter	27	vs. Illinois (second quarter), '02 Sugar
Points in a Half	34	vs. Illinois (first half), '02 Sugar
Fewest Rushing Yards	-15	vs. Ole Miss (32 att.), '60 Sugar
Fewest Passing Yards	13	vs. Baylor (1 of 5), '63 Bluebonnet
Fewest Pass Attempts	5	vs. Baylor (1 comp.), '63 Bluebonnet
Fewest Passes Completed	1	vs. Baylor (5 att.), '63 Bluebonnet
Fewest Total Yards	74	vs. Ole Miss (-15 rush, 74 pass), '60 Sugar
Most Points	47	vs. Illinois, '02 Sugar
Fewest Points	0	vs. Santa Clara, '38 Sugar vs. Arkansas, '47 Cotton vs. Oklahoma, '50 Sugar vs. Mississippi St., '60 Sugar

**Opponent**

First Downs	27	by Baylor, '63 Bluebonnet
Rushing Attempts	64	by Clemson (168 yards), '59 Sugar
Rushing Yards	286	by Oklahoma, '50 Sugar
Passes Attempted	47	by South Carolina (28 comp.), '87 Gator
Most Passes Completed	28	by South Carolina (47 att.), '87 Gator
Completion Percentage	.703	by Baylor (26-of-37), '63 Bluebonnet
Passing Yards	348	by Michigan St. (22-of-44), '95 Independence
Passes Had Intercepted	5	by Texas A & M, '44 Orange
Touchdown Passes	3	Four times
Total Offense Attempts	91	by Baylor (489 yards), '85 Liberty
Total Offense Yards	489	by Baylor (91 att.), '85 Liberty
Fumbles Lost	4	by Oklahoma, '50 Sugar by Iowa St., '71 Sun by Nebraska, '83 Orange by Georgia Tech, '00 Peach
Total Turnovers	8	by Texas A & M (5 int., 3 fumbles), '44 Orange
Fewest Rushing Yards	-15	by Texas A & M (25 att.), '44 Orange
Fewest Passing Yards	0	by Arkansas (0-of-4), '47 Cotton
Fewest Passing Attempts	4	by Arkansas (0 comp.), '47 Cotton by Clemson (2 comp.), '59 Sugar
Fewest Passes Completed	0	by Arkansas (4 att.), '47 Cotton
Fewest Total Yards	54	by Arkansas (54 rush, 0 pass), '47 Cotton
Most Points	35	by Oklahoma, '50 Sugar by Texas, '03 Cotton
Fewest Points	0	by Arkansas, '47 Cotton by Clemson, '59 Sugar by Texas, '63 Cotton

**Combined (LSU and Opponent)**

Most Points	81	vs. Illinois (LSU 47, Illinois 34), '02 Sugar
Fewest Points	0	vs. Arkansas (LSU 0, Ark. 0), '47 Cotton
Most Total Yards	958	vs. Illinois (LSU 595, Illinois 363), '02 Sugar
Fewest Total Yards	248	vs. Arkansas (LSU 158, S.C. 90), '38 Sugar

**Individual Bowl Records**

**LSU**

**RUSHING**

Rushing Attempts	34	Rondell Mealey (222 yds) vs. Notre Dame, '97 Independence
Rushing Yards	234	Kevin Faulk (25 att.) vs. Michigan St., '95 Independence
Yards Per Attempt	9.4	Kevin Faulk (25 for 234) vs. Michigan St., '95 Independence
Rushing Touchdowns	4	Domanick Davis vs. Illinois, '02 Sugar
Longest Rush	78	Rondell Mealey vs. Notre Dame, '97 Independence

**PASSING**


Pass Attempts	53	Rohan Davey (31 comp.) vs. Illinois, '02 Sugar
Pass Completions	31	Rohan Davey (53 att.) vs. Illinois, '02 Sugar
Completion Percentage	.700	Pat Screen (7-of-10) vs. Arkansas, '66 Cotton
Passing Yards	444	Rohan Davey (31-of-53) vs. Illinois, '02 Sugar
Passes Had Intercepted	4	Jeff Wickersham vs. Nebraska, '85 Sugar
Touchdown Passes	3	Bert Jones vs. Iowa St., '71 Sun Tommy Hodson vs. South Carolina, '87 Gator Rohan Davey vs. Georgia Tech, '00 Peach Rohan Davey vs. Illinois, '02 Sugar

**RECEIVING**

Pass Receptions	14	Josh Reed (239 yards) vs. Illinois, '02 Sugar
Receiving Yards	239	Josh Reed (14 rec.), vs. Illinois, '02 Sugar
Touchdown Receptions	3	Wendell Davis vs. South Carolina, '87 Gator
Longest Pass	77	Bert Jones to Andy Hamilton vs. Iowa St., '71 Sun

**TOTAL OFFENSE**

<b>Attempts</b>	<b>56</b>	<b>Marcus Randall (27 yards) vs. Texas, '03 Cotton</b>
Yards	427	Rohan Davey (54 att.), vs. Illinois, '02 Sugar
All Purpose Yards	271	Kevin Faulk (234 rush, 4 rec., 33 ret.) vs. Michigan St., '95 Independence



In the 2002 Sugar Bowl, Rohan Davey led a Tiger squad that broke or tied eight Sugar Bowl records and broke or tied 13 LSU bowl records in the 47-34 win over No. 7 Illinois. The previous year Davey had an LSU bowl record three TD passes in the Tigers' 28-14 win over Georgia Tech in the Peach Bowl. He tied that mark in the 2002 Sugar Bowl.

**SCORING**

Points	24	Domanick Davis (4 TDs) vs. Illinois, '02 Sugar
Touchdowns	4	Domanick Davis (4 rush) vs. Illinois, '02 Sugar
Kicking Points	12	David Brownndyke (3 FGs, 3 PATs) vs. South Carolina, '87 Gator
Extra Points	6	Andre' Laflaur vs. Michigan St., '95 Independence
Field Goals	3	David Brownndyke vs. South Carolina, '87 Gator
Longest Field Goal	49	Juan Betanzos vs. Nebraska, '83 Orange



INTRO

NOTEBOOK

COACHES


TIGERS

REVIEW

THE SEASON

HISTORY

CAPITAL ONE BOWL



Eddie Kennison set an LSU bowl record with a 92-yard kickoff return against Michigan State in the 1995 Independence Bowl.

### INTERCEPTIONS

Interceptions	2	Benny Griffin (26 yards) vs. Wyoming, '68 Sugar Al Coffee (22 yards) vs. Nebraska, '71 Orange Liffort Hobley (15 yards) vs. Nebraska, '85 Sugar Greg Jackson (91 yards) vs. South Carolina, '87 Gator
Interception Yards	91	Greg Jackson (2 returns) vs. South Carolina, '87 Gator
Longest Interception	48	Greg Jackson vs. South Carolina, '87 Gator

### PUNT RETURNS

Punt Returns	4	Sammy Grezaffi (61 yards) vs. Wyoming, '68 Sugar Craig Burns (40 yards) vs. Florida St., '68 Peach
Punt Return Yards	90	Domanick Davis (4 returns) vs. Texas, '03 Cotton
Longest Punt Return	79	Norman Jefferson vs. Baylor, '85 Liberty

### KICKOFF RETURNS

Kickoff Returns	5	Harvey Williams (138 yards) vs. Nebraska, '87 Sugar
Kickoff Return Yards	138	Harvey Williams (5 returns) vs. Nebraska, '87 Sugar
Longest Kickoff Return	92	Eddie Kennison vs. Michigan St., '95 Independence

### PUNTING

Punts	9	Jerry Stovall (376 yards) vs. Texas, '63 Cotton Gerald Brown (326 yards) vs. Syracuse, '65 Sugar Mitch Worley (280 yards) vs. Wyoming, '68 Sugar
Punting Average	48.7	Tommy Davis vs. Clemson, '59 Sugar
Longest Punt	65	Donnie Jones vs. Texas, '03 Cotton

### Opponent

#### RUSHING

Rushing Attempts	29	Leon Heath (170 yards), Oklahoma, '50 Sugar
Rushing Yards	170	Leon Heath (29 att.), Oklahoma, '50 Sugar
Yards Per Carry	7.9	Harry Jones (10 for 79), Arkansas, '66 Cotton
Rushing Touchdowns	2	Four players
Longest Rush	86	Leon Heath, Oklahoma, '50 Sugar

#### PASSING

Passes Attempted	47	Todd Ellis (28 comp.), South Carolina, '87 Gator
Passes Completed	28	Todd Ellis (47 att.), South Carolina, '87 Gator
Completion Percentage	.750	Cody Carlson (9 of 12), Baylor, '85 Liberty
Passing Yards	348	Tony Banks (22 of 44), Michigan St., '95 Independence
Passes Had Intercepted	4	Todd Ellis, South Carolina, '87 Gator
Touchdown Passes	4	Kurt Kittner, Illinois, '02 Sugar

### RECEIVING

Pass Receptions	11	James Ingram (163 yards), Baylor, '63 Bluebonnet
Receiving Yards	178	Walter Young (6 rec.), Illinois, '02 Sugar
Touchdown Receptions	2	Six players
Longest Pass	78	Tony Banks to Mushin Muhammed, Michigan St., '95 Independence

### TOTAL OFFENSE

Plays	58	Todd Ellis, South Carolina, '87 Gator
Yards	320	Tony Banks, Michigan St., '95 Independence
All Purpose Yards	320	Tony Banks (348 pass, -28 rush), Michigan St., '95 Independence

### SCORING

Points	12	Twelve players
Touchdowns	2	Multiple Players
Kicking Points	7	Three players
Extra Points	5	Ken Tipps, Oklahoma, '50 Sugar
Field Goals	3	Scott Cengia, Notre Dame, '97 Independence
Longest Field Goal	49	Jerry DePoyster, Wyoming, '68 Sugar

### INTERCEPTIONS

Interceptions	2	Chad Daffer, Nebraska, '85 Sugar David Holmes, Syracuse, '89 Hall of Fame
Interception Yards	59	Loren Schweninger (1 ret.), Colorado, '62 Orange
Longest Interception	59	Loren Schweninger, Colorado, '62 Orange

### PUNT RETURNS


Punt Returns	5	Kelly Rhino (81 yards), Georgia Tech, '00 Peach
Punt Return Yards	81	Kelly Rhino (5 ret.), Georgia Tech, '00 Peach
Longest Punt Return	42	Irving Fryar, Nebraska, '83 Orange

### KICKOFF RETURNS

Kickoff Returns	4	Four players
Kickoff Return Yards	132	Derrick Mason (4 ret.), Michigan St., '95 Independence
Longest Kickoff Return	100	Derrick Mason, Michigan St., '95 Independence

### PUNTING

Punts	14	Sammy Baugh (672 yards), Texas Christian, '36 Sugar
Punting Average	49.0	Jerry DePoyster (4-for-196), Wyoming, '68 Sugar
Longest Punt	75	Stanley Turner, Texas A&M, '44 Cotton



Domanick Davis set LSU and Sugar Bowl records with four rushing touchdowns in the 2002 win against Illinois.