



#54 Kenderick Allen • DT

6-6 • 318 • Sr. • 4L
 Bogalusa, La. (Bogalusa HS)

CAREER: Played in 48 games with 18 starts ... Finished with 92 tackles, including 11 for losses, and three sacks.

SENIOR SEASON (2002): Played in 12 games with nine starts, all at defensive tackle ... One of the elder statesmen on the Tiger squad ... Moved to defensive tackle during the offseason after starting at defensive end the last two years for the Tigers ... Came back from a torn patella tendon during the summer to play in 11 games with nine starts ... Started final nine games at defensive tackle ... Had surgery over the summer to repair torn patella tendon ... Finished regular season with 22 tackles and one tackle for loss ... Broke up a pair of passes and had six quarterback hurries ... Had season-high of five tackles in win over Kentucky ... Team mechanic who spends free time working on his career as well as his teammates ... Signed free agent deal with New Orleans Saints in the spring of 2003.

Allen's Career Defensive Stats

YEAR	G-GS	UT	AT	TT	TFL	SACKS	INT
1998 Fr.	11-1	16	4	20	4-4	1-1	--
1999 So.-RS	3-0	3	1	4	0-0	--	--
2000 So.	11-3	17	11	28	4-13	2-11	--
2001 Jr.	11-5	11	6	17	2-7	--	--
2002 Sr.	12-9	15	8	23	1-2	--	--
TOTALS	48-18	62	30	92	11-26	3-12	--



#40 John Corbello • PK

5-11 • 225 • Sr. • 4L
 Lafayette, La. (St. Thomas More HS)

- 2002 Second-Team All-SEC (Coaches)
- 1999 Freshman All-SEC (Knoxville News, SEC Coaches)

CAREER: One of the top placekickers in LSU history ... Ranked second in LSU history with 50 career field goals and fourth in school history with 279 points ... The 279 career points ranked second among kickers in LSU history ... Holds the LSU record for PATs with 129, breaking the previous mark of 109 held by David Browndyke ... His 50 field goals ranks second to Browndyke's 61.

SENIOR SEASON (2002): Named Second-Team All-SEC by the SEC Coaches after connected on 17 of 24 field goals and going a perfect 34-of-34 on PATs ... Led team and ranked among the SEC leaders with 85 points ... Kicked a pair of field goals vs. Texas in the Cotton Bowl ... Was 10 of 11 inside the 40-yard line in 2002 ... Named SEC Special Teams Player of the Week after tying a school-record with four field goals in win over Miami (Ohio) ... Seven of 17 field goals in 2002 came from 40-yards or out, including a 49-yarder as time expired in the first half vs. Arkansas ... Kicked a 49-yarder in win over Kentucky and had field goals of 42, 48, and 37 in win over South Carolina ... Also handled kickoffs for the Tigers and his pinpoint accuracy was a key reason the Tigers ranked among the national leaders by allowing only 16.8 yards on kickoff returns ... Served as LSU's backup punter ... Punted one time for 39 yards in win over Miami (Ohio).

John Corbello's Career Kicking Totals

YEAR	FG-FGM	I-19	20-29	30-39	40-49	50+	LG	XP-XPA
1999 Fr.	9-12	0-0	2-3	4-5	3-4	0-0	43	21-21
2000 So.	10-18	0-0	3-5	5-6	2-6	0-1	47	33-35
2001 Jr.	14-23	0-0	5-5	3-5	6-11	0-2	47	41-44
2002 Sr.	17-24	1-1	5-5	4-5	7-12	0-1	49	34-34
TOTALS	50-77	1-1	15-18	16-21	18-33	0-4	49	129-134



#31 Domanick Davis • RB/Return Specialist

5-10 • 215 • Senior • 4L
 Breaux Bridge, La. (Breaux Bridge HS)

- 2002 Second-Team All-SEC All-Purpose (AP)
- 2002 Second-Team All-SEC Return Specialist (SEC Coaches)
- 2002 Second-Team All-SEC Running Back (SEC Coaches)
- 1999 Second-Team Freshman All-America (The Sporting News)
- 1999 Freshman All-SEC (Knoxville News-Sentinel)

CAREER: Played in 46 games with 13 starts at running back ... Finished his career as LSU's all-time record holder in punt returns (1,126) and kickoff returns (2,168) ... Ranked third in SEC history in kickoff return yards and is sixth in punt return yards ... Holds the SEC record for combined return yardage (3,294) ... Ranked second in LSU history and third in SEC history with 5,743 all-purpose yards ... Finished career with 2,056 rushing yards, the 10th highest total in LSU history ... Scored 20 rushing TDs during his four years at LSU ... Ranked second in SEC history with 95 career kickoff returns and ranked ninth in league history in punt returns with 94 ... Holds the LSU record in both categories ... Had five 100-yard rushing games in career and LSU was 5-0 in those games ... Finished with 30 100-yard all-purpose games with six of those times being 200 yards games ... Returned two punts for TDs during career - 1 vs. Ole Miss in 2001 and 1 vs. Mississippi State in 2002 ... Drafted in fourth round of 2003 NFL Draft by the Houston Texans.

SENIOR SEASON (2002): Second Team All-SEC as both a running back and return specialist ... Ranked first in the SEC and sixth in the nation with 163.1 all-purpose yards a contest ... Finished second in the SEC in punt return average (13.9) and was seventh in kickoff return average (23.3) and rushing (71.6) ... Led the Tigers in rushing with 931 yards and seven TDs ... Set the SEC and LSU single-season mark for all-purpose yards with 2,120, breaking the previous mark of 2,109 set by Kevin Faulk in 1998 ... Finished season with 560 yards in kickoff returns, 499 yards in punt returns and 130 yards receiving ... The 499 punt return yards ranked second in LSU history, trailing Pinky Rohm's 539 set in 1937 ... Capped season with 206 all-purpose yards (85 rushing, 31 receiving, 90 kickoff returns) vs. Texas in the Cotton Bowl ... Rushed for a career-high tying 122 yards vs. Mississippi State and had 113 yards vs. South Carolina ... Returned a punt 78 yards for a TD in win over Mississippi State ... Posted a career-best 286 all-purpose yards vs. Mississippi State and had 11 100-yard plus all-purpose games in 2002 ... Went over 200 all-purpose yards in 2002 four times ... Participant in the Senior Bowl in Mobile, Ala.

Domanick Davis' Career Rushing and Receiving Totals

YEAR	RUSHING				RECEIVING				ALL-PURPOSE	
	G-GS	ATT.	YDS.	TD	REC.	YDS.	TD	TOTAL	AVG.	
1999 Fr.	11-0	64	274	3	13	94	0	1,052	95.6	
2000 So.	11-1	123	445	5	9	120	0	1,435	130.5	
2001 Jr.	11-1	75	406	5	3	49	1	1,136	94.7	
2002 Sr.	13-11	193	931	7	16	130	0	2,120	163.1	
TOTALS	46-13	455	2,056	20	41	393	1	5,743	122.2	

Domanick Davis' Career Return Totals

YEAR	KO RETURNS			PUNT RETURNS		
	RET.	YDS.	TD	RET.	YDS.	TD
1999	25	618	0	12	66	0
2000	24	572	0	27	298	0
2001	22	418	0	19	263	1
2002	24	560	0	36	499	1
TOTALS	95	2,168	0	94	1,126	2



#96 Byron Dawson • DT

6-2 • 296 • Sr • 4L
 Shreveport, La. (Evangel HS)

CAREER: Played in 42 games with 14 starts ... Finished with 86 tackles and four sacks.

SENIOR SEASON (2002): Played in 13 games with three starts ... Started at defensive tackle for first three games of the season - vs. Virginia Tech, The Citadel and Miami (Ohio) ... Finished season with 30 tackles and three sacks ... Had 4.5 tackles for losses and added nine quarterback hurries.

Dawson's Career Defensive Stats

YEAR	G-GS	UT	AT	TT	TFL	SACKS	INT
1999 Fr.-RS	9-3	10	13	23	2-2	0	0
2000 So.	8-3	7	7	14	2-7	1-6	0
2001 Jr.	12-5	9	12	21	1-2	1-2	0
2002 Sr.	133	19	11	30	4.5-11	3-10	0
TOTALS	42-14	45	43	88	9.5-22	4-18	0



#33 Demetrius Hookfin • CB

5-11 • 173 • Sr. • 4L
 Kentwood, La. (Kentwood HS)

- 2002 Second-Team All-SEC (AP)
- 2002 SEC Defensive Player of the Week (vs. South Carolina)

CAREER: Played in 46 games with 31 starts ... Recorded 114 career tackles with seven interceptions, including five in 2002 ... Second Team All-SEC pick as a defensive back in 2002.

SENIOR SEASON (2002): Three-year starter at cornerback for the Tigers ... Led the SEC with 17 pass breakups and ranked second in the league with five interceptions ... Finished with 33 tackles ... Added one quarterback hurry, one fumble recovery and one forced fumble ... Named SEC Defensive Player of the Week following a two-interception performance in win over South Carolina ... Returned one interception vs. the Gamecocks 10 yards for a TD ... Had seven tackles vs. South Carolina, a season-high ... Intercepted critical pass on the 3-yard line in the fourth quarter vs. Ole Miss ... Had streak of 21 straight starts snapped against Kentucky.

Demetrius Hookfin's Career Defensive Stats

YEAR	G-GS	UT	AT	TT	TFL	SACKS	INT
1999 Fr.	11-0	1	0	1	0	0	0
2000 So.	10-7	17	7	24	1-5	0	1-0
2001 Jr.	12-12	42	13	55	2-2	0	1-13
2002 Sr.	13-12	26	8	34	0	0	5-104
TOTALS	46-31	86	28	114	3-7	0	7-117



#11 Bradie James • LB

6-3 • 248 • Sr. • 4L
 West Monroe, La. (West Monroe HS)

- 2002 First Team All-America (AFCA, The Sporting News, CBS Sportsline)
- 2002 National Scholar-Athlete (National Football Foundation)
- 2002 First Team All-Southeastern Conference (AP, Coaches, Sporting News)
- 2001 First Team All-Southeastern Conference (Coaches)
- 2001 Second Team All-Southeastern Conference (AP)
- 2000 Second Team All-Southeastern Conference (Coaches)
- 2000 Peach Bowl Defensive MVP
- 1999 Freshman All-SEC (Knoxville News-Sentinel, Coaches)

CAREER: One of the most outstanding student-athletes in LSU football history ... First Team All-American in 2002 as well as being named a National Scholar-Athlete by the National Football Foundation ... Ranked second in LSU history in career tackles with 418, which includes 32 tackles for losses ... Set the LSU single-season tackle record with 154 in 2002, breaking the mark of 150 set by Al Richardson in 1981 ... Played in 46 games with 34 starts at linebacker ... Had 11 sacks and one pass inter-

ception ... Two-time First Team All-SEC pick as well as being a member of the SEC Academic Honor Roll in 2001 ... LSU team captain in 2002 ... Played first three seasons at Will linebacker before moving to Mike linebacker as a senior ... Drafted in fourth round of 2003 NFL Draft by the Dallas Cowboys ... Graduated in May of 2003 with a degree in sociology.

SENIOR SEASON (2002): The leader of LSU's James Gang defense ... A First Team All-America selection at linebacker by the American Football Coaches Association, The Sporting News and CBS Sportsline ... One of only 14 players from all NCAA divisions selected as a National Scholar-Athlete this year ... Starter in all 13 games at Mike linebacker ... Leader of the LSU defense that ranked eighth in the nation in total defense (286.8 yards per game) and second nationally in pass defense (152.7 yards per game) ... Led LSU and ranked among the SEC leaders with a school-record 154 tackles ... Had 18 tackles or more three times in 2002, including 19 vs. Virginia Tech in the season-opener and 18 vs. The Citadel and Arkansas ... Had double-figure tackles in eight of LSU's 13 games and six of eight SEC contests ... Intercepted first pass of career against Miami (Ohio) ... Had 9.5 TFL and three sacks ... Added 18 quarterback pressures ... Semifinalist for both the Butkus and Lombardi Awards in 2002 ... Entered the 2002 rated as the nation's No. 2 linebacker by The Sporting News ... Team Captain.

Bradie James' Career Defensive Stats

YEAR	G-GS	UT	AT	TT	TFL	SACKS	INT
1999 Fr.	10-0	31	10	41	7-36	3-28	0
2000 So.	11-10	56	54	110	8-32	5-25	0
2001 Jr.	12-11	78	35	113	8-14	3-4	0
2002 Sr.	13-13	83	71	154	9.5-31	3-17	1-0
TOTALS	46-34	248	170	418	32.5-114	14-74	1-0



#56 Jeremy Lawrence • LB

6-3 • 242 • Sr. • 4L
 Ferriday, La. (Ferriday HS)

- 1999 Freshman All-SEC (SEC Coaches)

CAREER: Four-year starter for the Tigers at linebacker ... Played in 47 games with 33 starts ... Had 166 career tackles, which included eight sacks and 18.5 tackles for losses ... Intercepted two passes ... Player with great speed on the edge.

SENIOR SEASON (2002): Played in all 13 games with 10 starts at Sam linebacker ... Did not start against Miami (Ohio), South Carolina and Alabama due to LSU opening up in a nickel package on defense ... Had 49 tackles, including 8.5 for losses ... Recorded four sacks and 12 quarterback hurries ... Had 11 tackles, including a career-high four for losses against Alabama ... Had two tackles for losses against Florida and Auburn ... Had sacks against Florida, South Carolina, and Auburn.

Jeremy Lawrence's Career Defensive Stats

YEAR	G-GS	UT	AT	TT	TFL	SACKS	INT
1999 Fr.	11-5	17	19	36	6-33	3-16	0
2000 So.	11-9	21	21	42	4-7	1-3	0
2001 Jr.	12-9	25	14	39	0	0	1-0
2002 Sr.	12-9	32	17	49	8.5-26	4-14	1-18
TOTALS	47-33	95	71	166	18.5-66	8-33	2-18



#30 Solomon Lee • FB

6-1 • 237 • Sr. • 2L
 Bastrop, La. (Bastrop HS)

CAREER: Played in 27 games with eight starts ... Saw action as both a fullback and f-back during his career ... Originally signed with LSU as a tight end ... Graduated from LSU in December of 2002 with a degree in information systems design.



#36 Norman LeJeune • SS

6-1 • 204 • Senior • 4L
 Brusly, La. (Brusly HS)

• 1999 Freshman All-SEC (Knoxville News-Sentinel)

CAREER: Played in 44 games with 24 starts ... Finished with 250 career tackles, which include five sacks and 10 tackles for losses ... Had two career interceptions ... Started 18 straight games at strong safety to cap career ... Participant in the Hula Bowl in Maui following 2002 season ... Picked in seventh round of 2003 NFL Draft by the Philadelphia Eagles.

SENIOR SEASON (2002): Capped career by starting 18 straight games at strong safety ... Finished second on team with 107 tackles and led squad with 10 tackles for losses ... Added five sacks and had 14 pass breakups ... Had four quarterback hurries and forced one fumble ... Wrapped up regular-season with double-figure tackles in four straight games, including a season-best of 13 against Ole Miss ... Added a career-best three sacks for 21-yards in losses against Ole Miss, including a pair of fourth quarter sacks.

Norman LeJeune's Career Defensive Stats

YEAR	G-GS	UT	AT	TT	TFL	SACKS	INT
1999 Fr.	11-5	41	26	67	4-11	0	2-37
2000 So.	11-0	11	6	17	1-4	0	0
2001 Jr.	9-6	41	18	59	3-8	0	0
2002 Sr.	13-13	70	37	107	10-56	5-46	0
TOTALS	44-24	163	87	250	17-79	5-46	2-37



#3 Jerel Myers • WR

5-11 • 183 • Sr. • 4L
 Houston, Texas (Madison HS)

• 1999 First Team Freshman All-America (Sporting News)
 • 1999 Freshman All-SEC (Knoxville News-Sentinel)

CAREER: Four-year starter at wide receiver for the Tigers ... Ranked fourth in school history with 149 career receptions and is eighth in the Tiger record books with 1,843 yards receiving ... Played in 47 games with 46 career starts ... Set an LSU freshman record with 64 receptions for 854 yards and two TDs in 1999 ... Graduated in December of 2002 with a degree in kinesiology ... Participated in the East-West Shrine Classic in January of 2003 ... Signed a free agent contract with Buffalo Bills in the spring of 2003.

SENIOR SEASON (2002): Played and started in all 13 game for the Tigers ... Finished with 17 catches for 181 yards ... Played in East-West Shrine Classic and led all receivers with six catches for 148 yards, which included setting up the game-winning score in the fourth quarter with a 48-yard reception down to the West 1-yard line.

Jerel Myers' Career Receiving Totals

YEAR	G-GS	RECEIVING				
		REC.	YDS.	TD	LG	
1999 Fr.	11-11	64	854	2	58	
2000 So.	11-10	29	347	3	45	
2001 Jr.	12-12	39	461	1	34	
2002 Sr.	13-13	17	181	0	26	
TOTALS	47-46	149	1,843	6	5	



#49 Ryan O'Neal • Special Teams

6-1 • 233 • Sr. • 4L
 New Orleans, La. (Jesuit HS)

CAREER: Special teams standout for the Tigers for the last four years ... Headhunter on kickoff coverage ... Hits on kickoff coverage usually erupt a Tiger Stadium crowd ... Played in 41 games in career, all on special teams ... Had 37 career tackles.



#4 Reggie Robinson • WR

6-2 • 195 • Sr. • 4L
 Shreveport, La. (Fair Park HS)

• 1998 Freshman All-SEC (Knoxville News-Sentinel)

CAREER: Played in 43 games with 22 starts ... Caught 84 passes for 1,180 yards and six touchdowns ... Sat out 2001 season with a herniated disc in neck ... Had surgery in 2001 and returned to the field in 2002.

SENIOR SEASON (2002): Played in all 13 games as the number three receiver ... Fifth on the team with seven receptions for 119 yards ... His 17.0 yards per catch ranked third best on the team ... Had a season-high three catches for 55 yards in the victory over South Carolina.

Reggie Robinson's Career Receiving Totals

YEAR	G-GS	REC.	YDS.	TD	LG
1998 Fr.	11-3	21	308	1	43
1999 So.	8-5	25	362	3	67
2000 Jr.	11-11	31	391	2	80
2002 Sr.	13-3	7	119	0	24
TOTALS	43-22	84	1,180	6	80



#73 Rob Sale • OG

6-2 • 315 • Sr. • 3L
 Monroe, La. (Neville HS)

CAREER: Three-year starter on the offensive line ... Started at both guard positions as well as at center during his career ... Played in 35 games with 25 starts.



#51 Wendell York • Deep Snapper

5-11 • 201 • Senior • 3L
 Baton Rouge, La. (Episcopal HS)

• 2002 SEC Academic Honor Roll
 • 2001 SEC Academic Honor Roll
 • 2000 SEC Academic Honor Roll

CAREER: Three-year starter at deep snapper for the Tigers ... Three-time member of the SEC Academic Honor Roll in 2000, 2001 and 2002 ... Graduated in May of 2002 with a degree in Accounting ... Currently enrolled in graduate school at LSU.



#66 John Young • C

6-3 • 305 • Sr. • 3L
 Ruston, La. (Ruston HS)

• 2001 SEC Academic Honor Roll
 • 2000 SEC Academic Honor Roll

CAREER: Played in 23 games with three starts at center, including the 2003 Cotton Bowl against Texas ... A two-time SEC Academic Honor Roll selection ... Graduated in May with a degree in kinesiology ... Currently working towards a Master's degree.

OTHER SENIORS

NO.	NAME	POS.	HOMETOWN
45	Jeremy Burnham	RB	Baton Rouge, La.
79	Nick Dupuis	OL	Lafayette, La.
13	Chad Lewis	PK	Thibodaux, La.
50	David Neubauer	OL	Baton Rouge, La.
19	Jeremy Shealy	CB	Lafayette, La.
44	Kyle Thompson	FS	Monroe, La.
48	Marcus Whitty	TE	Houston, Texas



#14 LSU	8
#16 Virginia Tech	26



F



September 1
Lane Stadium
Blacksburg, Va.
65,049

What they said...

"I didn't think we played like we had the eye of the tiger today, with the kind of intensity that you need to be a good football team. We made so many mistakes today that we're probably very fortunate. We could have gotten beat a lot worse."

- LSU HEAD COACH NICK SABAN

"Coach Saban came into pregame and said that he didn't see that eye of the tiger that he wanted to see. Obviously, we didn't have it. As a player, you don't go out there and say, 'I'm not going to have any intensity today.' It's just something that happens."


- LSU OL RODNEY REED

"We looked like we were just going through the motions. We're going to have to come out from now on and be energized from pregame to the first snap to the last snap."

- LSU RB LABRANDON TOEFIELD

What they did...

- Louisiana Defensive Player of the Week - BRADIE JAMES



Wide receiver Michael Clayton led LSU with five receptions for 49 yards.

TIGERS FALL TO VIRGINIA TECH IN OPENER

A combination of turnovers and special teams miscues doomed LSU as the Tigers dropped a 26-8 decision to Virginia Tech in Blacksburg, Va. A pair of blocked punts and an interception resulted in 16 Virginia Tech points as the Tigers fell behind 24-0 in the game before scoring early in the fourth quarter on a 1-yard run by LaBrandon Toefield. LSU's defense limited Virginia Tech to just 231 yards of

total offense, including only 65 yards through the air. However, the Tigers managed only 214 yards of offense, 103 on the ground and 134 through the air. Toefield led LSU with 46 yards on 10 carries, while quarterback **Matt Mauck** connected on 15 of 35 passes for 134 yards. **Michael Clayton** led LSU with five receptions for 49 yards.

Notes on the Game

- LSU had eight first-time starters in the game: Offense - Andrew Whitworth, Eric Edwards, Matt Mauck, Joseph Addai. Defense - Marcus Spears, Marquise Hill, Lionel Turner, Jack Hunt.
- With his fourth quarter (10 min.) touchdown, LaBrandon Toefield moved past Billy Cannon into sole possession of eighth place on the LSU career-rushing touchdown list with 25. He has scored at least one touchdown in 10 of his last 13 games.
- The loss stops LSU's win streak at six consecutive dating back to last year and it stops a string of three consecutive road victories. The loss also stops a streak of four consecutive wins against ranked opponents (No. 24 Arkansas, No. 25 Auburn, No. 2 Tennessee, No. 7 Illinois to end last season).
- LSU is now 10-13-2 when opening the season at the opponent's site. The last win on the road to open a season for LSU came in 1987 with a 17-3 win over No. 15 Texas A&M.

Individual Statistics

LSU

RUSHING	Att.	Gain	Lost	Net	TD	Long
L. Toefield	10	46	0	46	1	11
Domanick Davis	7	26	3	23	0	12
Matt Mauck	10	26	20	6	0	7
Joseph Addai	1	5	0	5	0	5

PASSING	Att.	Comp	Int.	Yds.	TD	Long	Sacked
Matt Mauck	35	15	1	134	0	17	4

RECEIVING	No.	Yds.	TD	Long
Michael Clayton	5	49	0	17
L. Toefield	3	20	0	9
Bennie Brazell	1	12	0	12
Eric Edwards	1	11	0	11
Dev. Henderson	1	10	0	10
Shyrone Carey	1	9	0	9
Joseph Addai	1	9	0	9
Domanick Davis	1	8	0	8
Jerel Myers	1	6	0	6

PUNTING	No.	Yds.	Avg.	Long	I20
Donnie Jones	7	245	35.0	50	1
Team	2	0	0.0	0	0

FIELD GOALS	Att.	Made	Long	Kicks
None				

ALL RETURNS	Punts			Kickoffs			Intercepted		
	No.	Yds	LP	No.	Yds	LP	No.	Yds	LP
Dev. Henderson	0	0	0	1	26	26	0	0	0
Domanick Davis	4	52	24	4	85	25	0	0	0

Virginia Tech

RUSHING	Att.	Gain	Lost	Net	TD	Long
Lee Suggs	22	91	0	91	2	12
Kevin Jones	14	74	4	70	1	34
Bryan Randall	14	33	27	6	0	8
Team	1	0	1	-1	0	0

PASSING	Att.	Comp	Int.	Yds.	TD	Long	Sacked
Bryan Randall	9	5	0	47	0	17	3
Grant Noel	5	2	0	18	0	11	0

RECEIVING	No.	Yds.	TD	Long
Cedric Humes	1	17	0	17
Terrell Parham	1	11	0	11
Ernest Wilford	1	11	0	11
Shawn Witten	1	8	0	8
Keith Willis	1	7	0	7
Lee Suggs	1	6	0	6
Doug Easlick	1	5	0	5

PUNTING	No.	Yds.	Avg.	Long
Vinnie Burns	9	402	44.7	58

FIELD GOALS	Att.	Made	Long
Carter Warley	1	1	41

ALL RETURNS	Punts			Kickoffs			Intercepted		
	No.	Yds	LP	No.	Yds	LP	No.	Yds	LP
DeAngelo Hall	3	35	17	0	0	0	0	0	0
Justin Hamilton	1	10	0	0	0	0	0	0	0
Richard Johnson	1	14	1	1	20	20	0	0	0
Ogas Robinson	0	0	0	0	0	0	1	8	8
Jason Lallis	1	1	0	0	0	0	0	0	0

Scoring Summary

LSU	0	0	0	8	-8
Virginia Tech	7	7	3	9	-26

VT	0:30	1st	Kevin Jones 2 yard run (Carter Warley kick)
VT	12:58	2nd	Lee Suggs 6 yard run (Warley kick)
VT	11:22	3rd	Warley 41 yard field goal
VT	14:02	4th	Suggs 2 yard run (Warley kick)
LSU	10:00	4th	LaBrandon Toefield 1 yard run (Matt Mauck pass to Michael Clayton)
VT	0:05	4th	Team safety

Team Statistical Comparisons

CATEGORY	LSU	VT
FIRST DOWNS	14	13
RUSHING	4	6
PASSING	8	4
PENALTY	2	3
RUSHING ATTEMPTS	28	51
YARDS GAINED RUSHING	103	198
YARDS LOST RUSHING	23	32
NET YARDS RUSHING	80	166
NET YARDS PASSING	134	65
PASSES ATTEMPTED	35	14
PASSES COMPLETED	15	7
HAD INTERCEPTED	1	0
TOTAL OFFENSIVE PLAYS	63	65
TOTAL NET YARDS	214	231
AVERAGE GAIN PER PLAY	3.4	3.6
FUMBLES/LOST	4-1	4-1
PENALTIES/YARDS	8-61	8-65
INTERCEPTIONS/YARDS	0-0	1-8
PUNTS/YARDS	9-245	9-402
AVERAGE PER PUNT	27.2	44.7
PUNT RETURNS/YARDS	4-52	6-60
KICKOFF RETURNS/YARDS	5-111	1-20
POSSESSION TIME	25:56	34:04
THIRD-DOWN CONVERSIONS	1 of 13	4 of 15
SACKS BY	3-21	4-20



The Citadel	10
#24 LSU	35
	F



September 7
Tiger Stadium
Baton Rouge, La.
85,022


What they said...

"There are a lot of things that I think we need to improve on as a team and we are going to keep working at it to do that. I was pleased though with the effort and intensity we had and we practiced well and prepared well this week. I think we need to improve in areas that are obvious relative to how we throw the ball and how we make big plays on offense."

- LSU HEAD COACH NICK SABAN

"We came out ready to play even with the weather like it was. The passing game opened up with the way our running backs ran today. We worked on our basics today and played real well. It just takes a while to build chemistry with our quarterback. We need to keep on improving and be ready for Miami of Ohio next week. We need to start making some big plays and stay intense the whole game. We caught the ball better tonight, but we did drop some. That is going to happen at times. We are going to give the fans what we got."

- LSU WR MICHAEL CLAYTON



LaBrandon Toefield's 59-yard TD run was his fourth scoring run over 50 yards in his career.

LSU ROLLS PAST CITADEL FOR FIRST WIN

LSU rushed for 293 yards and four TDs to cruise to a 35-10 win over The Citadel in Tiger Stadium. **LaBrandon Toefield**, **Domanick Davis** and **Joseph Addai** - all went over 80 yards rushing as the Tigers put together the most yards on the ground in a game since rushing for 350 in a 1999 win over North Texas. The Tigers never trailed as Davis scampered 22 yards for a score just three minutes into the game. Toefield added a 59-yard run later in

the first and Davis made the lead 21-0 at halftime with an 8-yard run. LSU led 28-0 early in the third on a 6-yard run by **Matt Mauck**. The Citadel scored a TD later that quarter to get on the board. Free safety **Damien James** capped the scoring for the Tigers with a 32-yard interception return for a TD early in the fourth quarter. The Tiger defense allowed only 13 first downs and 236 yards of offense.

Notes on the Game

- The 293 yards rushing by the Tigers are the most in the Nick Saban era, eclipsing the previous high of 262 last year vs. Utah St. LSU last amassed more than 290 yards rushing in 1999 vs. North Texas with 350 yards on the ground.
- Domanick Davis, LaBrandon Toefield and Matt Mauck rushed for touchdowns, marking the first time three or more LSU rushers have scored since Davis, Toefield and Devery Henderson did so last year at Mississippi St.
- CB Damien James scored his second career touchdown in the fourth quarter with a 32-yard return. His other touchdown came on a 56-yard interception return in 2000 against Houston.
- Toefield's 59-yard TD run in the first quarter is his fourth career scoring run of 50 or more yards. He had a 74-yard run in 2000 vs. Tennessee, a 70-yarder against Utah St. and a 62-yarder vs. Arkansas, with both of the latter occurring last year.

Individual Statistics

LSU

RUSHING	Att.	Gain	Lost	Net	TD	Long
Joseph Addai	14	89	1	88	0	23
L. Toefield	6	85	0	85	1	59
Domanick Davis	15	86	2	84	2	22
Matt Mauck	4	22	0	22	1	8
Marcus Randall	1	14	0	14	0	14

PASSING	Att.	Comp	Int	Yds	TD	Long	Sacks
Matt Mauck	18	8	1	90	0	14	0
Marcus Randall	4	2	0	17	0	9	0

RECEIVING	No.	Yds.	TD	Long
Michael Clayton	5	55	0	12
Dev. Henderson	3	31	0	14
Shryone Carey	1	11	0	11
Reggie Robinson	1	10	0	10

PUNTING	No.	Yds.	Avg.	Long	I20
Donnie Jones	4	211	52.8	56	2

FIELD GOALS	Att.	Made	Long
None			

ALL RETURNS	Punts			Kickoffs			Intercepted		
	No.	Yds	LP	No.	Yds	LP	No.	Yds	LP
Dev. Henderson	0	0	0	2	49	26	0	0	0
Shryone Carey	1	3	0	0	0	0	0	0	0
Domanick Davis	3	17	15	1	32	32	0	0	0
Damien James	0	0	0	0	0	0	1	32	32

The Citadel

RUSHING	Att.	Gain	Lost	Net	TD	Long
Ern Mills	9	56	2	54	0	34
Nate Mahoney	14	53	0	53	0	8
N.Broughton	6	15	0	15	1	4
Jeff Klein	3	9	0	9	0	5
Chris Gibbs	3	5	4	1	0	5

PASSING	Att.	Comp	Int	Yds	TD	Long	Sacks
Jeff Klein	25	11	0	100	0	26	0
Joe Call	6	1	1	4	0	4	0

RECEIVING	No.	Yds.	TD	Long
Scooter Johnson	5	42	0	11
Matt Healy	3	18	0	18
Ern Mills	2	23	0	26
Bud Pough	1	15	0	15
N.Broughton	1	6	0	6

PUNTING	No.	Yds.	Avg.	Long
Travis Zobel	9	366	40.7	51

FIELD GOALS	Att.	Made	Long
Travis Zobel	1	1	36

ALL RETURNS	Punts			Kickoffs			Intercepted		
	No.	Yds	LP	No.	Yds	LP	No.	Yds	LP
Matt Healy	1	0	0	0	0	0	0	0	0
Ern Mills	0	0	0	3	51	19	0	0	0
Chris Gibbs	0	0	0	1	8	8	0	0	0
Kevin Corley	0	0	0	0	0	0	1	25	25
Shawn Grant	1	4	4	0	0	0	0	0	0
Marcus Cohen	0	0	0	2	22	11	0	0	0

Scoring Summary

The Citadel	0	0	7	3	-10
LSU	14	7	7	7	-35

LSU	12:19	1st	Domanick Davis 22 yard run (John Corbello kick)
LSU	2:43	1st	LaBrandon Toefield 59 yard run (Corbello kick)
LSU	10:17	2nd	Davis 8 yard run (Corbello kick)
LSU	12:13	3rd	Matt Mauck 6 yard run (Corbello kick)
Cit	5:30	3rd	Nehemiah Broughton 1 yard run (Travis Zobel kick)
Cit	14:09	4th	Zobel 36 yard field goal
LSU	10:36	4th	Damien James 32 yard interception return (Corbello kick)

Team Statistical Comparisons

Category	Cit	LSU
FIRST DOWNS	13	19
RUSHING	8	12
PASSING	4	7
PENALTY	1	0
RUSHING ATTEMPTS	35	40
YARDS GAINED RUSHING	138	296
YARDS LOST RUSHING	6	3
NET YARDS RUSHING	132	293
NET YARDS PASSING	104	107
PASSES ATTEMPTED	31	22
PASSES COMPLETED	12	10
HAD INTERCEPTED	1	1
TOTAL OFFENSIVE PLAYS	66	62
TOTAL NET YARDS	236	400
AVERAGE GAIN PER PLAY	3.6	6.5
FUMBLES/LOST	3-1	3-2
PENALTIES/YARDS	7-38	8-56
INTERCEPTIONS/YARDS	1-25	1-32
PUNTS/YARDS	9-366	4-211
AVERAGE PER PUNT	40.7	52.8
PUNT RETURNS/YARDS	2-4	4-20
KICKOFF RETURNS/YARDS	6-81	3-81
POSSESSION TIME	31:44	28:16
THIRD-DOWN CONVERSIONS	4 of 16	4 of 9
SACKS BY	0-0	0-0



Miami (Ohio)	7
#25 LSU	33
	F



September 14
Tiger Stadium
Baton Rouge, La.
90,010

What they said...

"We played a very good football team tonight who was ready to play. That's as good as they've looked this season and we didn't respond as coaches or players. We got whipped every way that we could get whipped and I just hope my team that they are my team and I'm not going to give up on them. They (Miami-Ohio) didn't give up tonight. They played hard and they kept fighting."

- MIAMI HEAD COACH TERRY HOEPPNER

"Ever since the SEC Championship my confidence has gone up. Things are really working out good for us. Anytime I can contribute it's a good thing. I feel good with my leg swing and I want to go out there and kick well. I am pretty sure of myself that when I go out there and kick a field goal it is going to go through the uprights."

- LSUPK JOHN CORBELLO

"I wanted to come out and dominate tonight. I looked in the mirror and knew I had to step up my game. The offensive line did a great job keeping it open for us. Right now we are coming together as a team and you could see that in our play tonight."

- LSU RB LABRANDON TOEFIELD

What they did...

- SEC Special Teams Player of the Week
- JOHN CORBELLO



John Corbello's (40) four field goals tied the LSU record for field goals in a game.

TIGERS DOMINATE MIAMI (OHIO)

From the opening kickoff to the final horn, LSU dominated Miami (Ohio) in every phase of the game, posting a 33-7 victory over the RedHawks. Led by the running of LaBrandon Toefield and passing of Matt Mauck, LSU's balanced offensive attack compiled 422 yards (207 rushing, 215 passing). John Corbello tied a school record with four field goals, including two in the first seven minutes that gave the Tigers a 6-0 lead. Mauck connected with Michael Clayton on an 8-

yard scoring pass late in the first quarter to push the lead to 13-0. Miami pulled to within 16-7 with 50 seconds left in the half, but the Tigers responded with a 5-play, 71-yard drive, capped off by a Mauck-to-Clayton TD pass that covered 24 yards, giving LSU a 23-7 halftime lead. LSU added a field goal and a TD in the third quarter for the final margin of 33-7. Toefield led LSU with 111 yards rushing, while Mauck passed for career-highs of 215 yards and 3 TDs.

Notes on the Game

- With four field goals, John Corbello set a career high and tied the school record for field goals in a game. Six times previously, last in 1994 by Andre LaFleur, has an LSU kicker made four field goals.
- John Corbello's 15 points is tied for second most by a kicker in a single game in Tiger history. David Browndyke scored 17 against Mississippi State in 1986 and 15 against Ohio State in 1988.
- John Corbello has made seven consecutive field goals dating back to the SEC Championship game last year. The first field goal of the night pushed John Corbello over 200 career points, becoming just the fifth player in LSU history to reach the plateau. He is the second kicker to reach the milestone, following former Tiger great David Browndyke, who posted 292 points from 1986-89. Corbello now has 214 career points.
- LaBrandon Toefield moved into the top 10 in LSU history for career rushing yards on his second carry of the game, which went for 13 yards. He passed Eddie Fuller (1,816). Later in the game, he passed 1959 Heisman Trophy winner Billy Cannon (1,867) for ninth on a 15-yard run. He now has 1,916 yards for his career.
- The touchdown pass from Matt Mauck to Michael Clayton in the first quarter marked the first passing touchdown by either team in a game LSU has competed in this season.
- LSU allowed its first passing touchdown of the season with 49.7 seconds remaining in the second quarter, snapping the Tigers streak of nine consecutive quarters without allowing a passing touchdown.
- On a 15-yard run in the second quarter, Domanick Davis moved past Harvey Williams (4,066) for fourth place in school annals for career all-purpose yards. He finished the game with 4,129 career yards.
- Bradie James intercepted the second pass of his career late in the third quarter. His only other pick came off of Mississippi State's Wayne Madkin in 1999 when LSU lost 17-16 to the Bulldogs.

Individual Statistics

LSU

RUSHING	Att.	Gain	Lost	Net	TD	Long
L. Toefield	17	115	4	111	0	16
Domanick Davis	11	54	3	51	0	18
Joseph Addai	5	20	0	20	0	7
Matt Mauck	7	27	14	13	0	14
Ryan Gilbert	2	6	0	6	0	3
Solomon Lee	1	6	0	6	0	6
Marcus Randall	1	2	0	2	0	2
Jason Spadoni	1	0	2	-2	0	0

PASSING	Att.	Comp	Int	Yds	TD	Long	Sacks
Matt Mauck	26	15	0	215	3	32	0

RECEIVING	No.	Yds.	TD	Long
Michael Clayton	7	91	2	24
Domanick Davis	3	35	0	11
Dem. Robinson	2	11	1	6
Dev. Henderson	1	32	0	32
Reggie Robinson	1	23	0	23
Jerel Myers	1	23	0	23

PUNTING	No.	Yds.	Avg.	Long	I20
John Corbello	1	39	39.0	39	1

FIELD GOALS	Att.	Made	Long
John Corbello	4	4	42

ALL RETURNS	Punts			Kickoffs			Intercepted		
	No.	Yds	LP	No.	Yds	LP	No.	Yds	LP
Domanick Davis	5	116	57	0	0	0	0	0	0
Bradie James	0	0	0	0	0	0	1	0	0
Randall Gay	1	0	0	0	0	0	0	0	0

Miami (Ohio)

RUSHING	Att.	Gain	Lost	Net	TD	Long
Cal Murray	6	18	0	18	0	7
Josh Betts	1	6	0	6	0	6
Jay Wallace	2	6	0	6	0	4
Luke Clemens	2	6	2	4	0	6
Ben Roethlisberger	6	13	18	-5	0	7

PASSING	Att.	Comp	Int	Yds	TD	Long	Sacks
Ben Roethlisberger	34	22	1	195	1	21	3

RECEIVING	No.	Yds.	TD	Long
Cal Murray	5	61	0	18
Jason Branch	4	21	0	12
A.Henderson	3	29	0	13
Michael Larkin	3	19	0	8
K. Kirkpatrick	2	10	1	7
Matt Brandt	2	10	0	7
Luke Clemens	1	21	0	21
Jay Wallace	1	13	0	13
Mike Iriti	1	11	0	11

PUNTING	No.	Yds.	Avg.	Long
Mike Wafzig	5	221	44.2	54
Roethlisberger	1	40	40.0	40

FIELD GOALS	Att.	Made	Long
None			

ALL RETURNS	Punts			Kickoffs			Intercepted		
	No.	Yds	LP	No.	Yds	LP	No.	Yds	LP
K. Kirkpatrick	0	0	0	3	45	20	0	0	0

Scoring Summary

Miami (Ohio)	0	7	0	0	-7
LSU	13	10	10	0	-33

LSU	12:12	1st	John Corbello	42 yard field goal
LSU	8:24	1st	Corbello	29 yard field goal
LSU	2:55	1st	Michael Clayton	8 yard pass from Matt Mauck (Corbello kick)
MU	0:50	2nd	K. Kirkpatrick	7 yard pass from Ben Roethlisberger (Ara Parseghian kick)
LSU	0:16	2nd	Clayton	24 yard pass from Mauck (Corbello kick)
LSU	3:39	3rd	Corbello	41 yard field goal
LSU	0:10	3rd	Reggie Robinson	6 yard pass from Mauck (Corbello kick)

Team Statistical Comparisons

CATEGORY	MU	LSU
FIRST DOWNS	13	23
RUSHING	0	11
PASSING	12	8
PENALTY	1	4
RUSHING ATTEMPTS	17	45
YARDS GAINED RUSHING	49	230
YARDS LOST RUSHING	20	23
NET YARDS RUSHING	29	207
NET YARDS PASSING	195	215
PASSES ATTEMPTED	34	26
PASSES COMPLETED	22	15
HAD INTERCEPTED	1	0
TOTAL OFFENSIVE PLAYS	51	71
TOTAL NET YARDS	224	422
AVERAGE GAIN PER PLAY	4.4	5.9
FUMBLES/LOST	0-0	1-1
PENALTIES/YARDS	9-94	9-87
INTERCEPTIONS/YARDS	0-0	1-0
PUNTS/YARDS	6-261	1-39
AVERAGE PER PUNT	43.5	39.0
PUNT RETURNS/YARDS	1-0	6-116
KICKOFF RETURNS/YARDS	6-113	0-0
POSSESSION TIME	24:46	35:14
THIRD-DOWN CONVERSIONS	2 of 9	6 of 16
SACKS BY	0-0	3-18

Game 4



Mississippi State	13
#22 LSU	31
JEFFERSON PHOTO SPORTS	F



September 28
Tiger Stadium
Baton Rouge, La.
90,793

What they said...

"We got after them for 60 minutes, not 57 or 55 or 54. I thought when we went back out there we did a pretty good job. I thought the offense did a good job once we got ahead in the game of taking the air out of the ball and shrinking the game. We controlled the ball completely in the second half, which was the key to the game."

- LSU HEAD COACH NICK SABAN

"The running game was very dominant today. Our offensive line did an outstanding job. They should be very proud of themselves. We came out a little sluggish, but at the end of the second quarter, we dominated the game."

- LSU QB MATT MAUCK

"We played well today. We talked about 11 guys making plays on the defensive side of the ball and that's what we did. It's a step by step process and we're jelling as a defensive unit heading into league play. When you have 11 guys on the field trying to make plays you get an outcome like we got today."

- LSU LB BRADIE JAMES

What they did...

- Louisiana Offensive Player of the Week
- **DOMANICK DAVIS**
- Louisiana Defensive Player of the Week
- **COREY WEBSTER**



Domanick Davis tied a career high with a game-high 122 yards rushing.

DOMINANT DAVIS LEADS TIGERS

Domanick Davis returned a punt 78 yards for a TD and rushed for 122 yards and another score as the Tigers rolled past Mississippi State, 31-13. Davis gave the Tigers a 7-0 lead on his punt return just two minutes into the game. MSU responded with a field goal and a TD to take a 10-7 advantage early in the second quarter. Davis hit paydirt with a 5-yard plunge to give the Tigers a 14-10 lead at half-time. The second half belonged to

LSU as the Tigers stretched the lead to 21-10 on a 39-yard TD pass from **Matt Mauck** to **Devery Henderson**. Mauck capped the scoring for LSU with a 2-yard run midway through the fourth quarter. For the game, Davis finished with a 286 all-purpose yards, which included 128 yards on punt returns. The Tigers piled up 256 yards rushing, while limiting MSU to only 88 yards on the ground and 249 total yards.

Notes on the Game

- Domanick Davis tied a career high with 122 yards rushing. He had that against Illinois in the 2002 Sugar Bowl.
- Domanick Davis returned a punt for a touchdown for the second time in his career on a 78-yard return in the first quarter. The return was also the longest of his career. His other return for a TD came in the Ole Miss game last season, which is the last time an LSU player returned any kick for a touchdown.
- On his 78-yard punt return in the first quarter, Domanick Davis moved into third place in LSU history for career punt return yardage, moving past Kevin Faulk (832). He later passed Sammy Grefazzi (905) for second. Davis finished the game with 940 career punt return yards, seven behind Eddie Kennison for first.
- Devery Henderson recorded his first career touchdown reception on a 36-yard pass from Matt Mauck. Henderson, a running back converted to receiver, had previously scored three times rushing the ball.
- John Corbello ran his streak of consecutive field goals made to eight straight with a 26 yarder in the third quarter.
- Domanick Davis' 286 all-purpose yards were the most of his career and the fourth best in school history. His old career high was 266 yards against Ole Miss and Illinois (Sugar Bowl) last season.

Individual Statistics

LSU

RUSHING	Att.	Gain	Lost	Net	TD	Long
Domanick Davis	18	122	0	122	1	19
L. Toefield	21	76	3	73	0	17
Matt Mauck	11	50	7	43	1	21
Dev. Henderson	1	9	0	9	0	9
Ryan Gilbert	2	9	0	9	0	6

PASSING	Att.	Comp	Int	Yds	TD	Long	Sacks
Matt Mauck	12	4	0	52	1	36	1

RECEIVING	No.	Yds.	TD	Long
Dev. Henderson	2	44	1	36
Michael Clayton	1	7	0	7
L. Toefield	1	1	0	1

PUNTING	No.	Yds.	Avg.	Long	I20
Donnie Jones	4	172	43.0	53	0

FIELD GOALS	Att.	Made	Long
John Corbello	1	1	26

ALL RETURNS	Punts			Kickoffs			Intercepted		
	No.	Yds	LP	No.	Yds	LP	No.	Yds	LP
Domanick Davis	4	128	78	1	36	36	0	0	0
Dev. Henderson	0	0	0	1	20	20	0	0	0
Corey Webster	0	0	0	0	0	0	2	26	26
Dem. Hookfin	0	0	0	0	0	0	1	49	49

Mississippi State

RUSHING	Att.	Gain	Lost	Net	TD	Long
Justin Griffith	7	38	0	38	0	25
Nick Turner	5	28	0	28	0	20
Dontae Walker	6	14	0	14	1	4
Fred Reid	4	6	1	5	0	4
Jerious Norwood	4	10	8	2	0	9
Kevin Fant	4	4	3	1	0	2

PASSING	Att.	Comp	Int	Yds	TD	Long	Sacks
Kevin Fant	39	15	2	122	0	16	1
Kyle York	4	1	1	39	0	39	0

RECEIVING	No.	Yds.	TD	Long
Darius Tubbs	3	35	0	16
Terrell Grindle	3	21	0	11
Ray Ray Bivines	3	16	0	10
Fred Reid	2	13	0	9
Nick Turner	2	12	0	9
Tee Milons	1	39	0	39
Donald Lee	1	15	0	15
Justin Jenkins	1	10	0	10

PUNTING	No.	Yds.	Avg.	Long
Jared Cook	8	335	41.9	52

FIELD GOALS	Att.	Made	Long
Brent Smith	3	2	52

ALL RETURNS	Punts			Kickoffs			Intercepted		
	No.	Yds	LP	No.	Yds	LP	No.	Yds	LP
Ray Ray Bivines	1	5	5	0	0	0	0	0	0
Fred Reid	0	0	0	5	115	32	0	0	0
Nick Turner	0	0	0	2	47	25	0	0	0

Scoring Summary

Mississippi State	3	7	0	3	-13
LSU	7	7	10	7	-31

LSU	13:01	1st	Domanick Davis	78	punt return	(John Corbello kick)
MSU	5:02	1st	Brent Smith	21	FG	
MSU	9:15	2nd	Dontae Walker	2	run	(Smith kick)
LSU	1:03	2nd	Domanick Davis	5	run	(Corbello kick)
LSU	8:53	3rd	Devery Henderson	39	pass	from Matt Mauck (Corbello kick)
LSU	1:14	3rd	Corbello	26	FG	
MSU	14:00	4th	Smith	52	FG	
LSU	9:31	4th	Mauck	2	run	(Corbello kick)

Team Statistical Comparisons

CATEGORY	MSU	LSU
FIRST DOWNS	13	19
RUSHING	5	4
PASSING	8	2
PENALTY	0	3
RUSHING ATTEMPTS	30	53
YARDS GAINED RUSHING	100	266
YARDS LOST RUSHING	12	10
NET YARDS RUSHING	88	256
NET YARDS PASSING	161	52
PASSES ATTEMPTED	43	12
PASSES COMPLETED	16	4
HAD INTERCEPTED	3	0
TOTAL OFFENSIVE PLAYS	73	65
TOTAL NET YARDS	249	308
AVERAGE GAIN PER PLAY	3.4	4.7
FUMBLES/LOST	0-0	3-3
PENALTIES/YARDS	8-55	5-40
INTERCEPTIONS/YARDS	0-0	3-75
PUNTS/YARDS	8-335	5-199
AVERAGE PER PUNT	41.9	39.8
PUNT RETURNS/YARDS	1-5	4-128
KICKOFF RETURNS/YARDS	7-162	2-56
POSSESSION TIME	28:54	31:06
THIRD-DOWN CONVERSIONS	5 of 19	5 of 14
SACKS BY	1-7	1-3



UL-Lafayette	0
#21 LSU	48
	F



October 5
Tiger Stadium
Baton Rouge, La.
91,357

What they said...

"We tried to let everybody get some experience tonight. League play is about to start now and it is time to get ready. The 24-hour rule is in effect and we are going to ready next week. They tried to do a lot of intimidating things to us tonight, but we just had to go out there and play ball."

- LSU LB BRADIE JAMES

"Things worked out well in the first quarter. In the second, we had some of the same mistakes we have been making. We got a little complacent. We need to not look at the scoreboard and keep playing hard the whole game."

- LSU QB MATT MAUCK

"It was important to be dominant tonight. We did not want to play to someone else's level. We wanted to keep the intensity up. I thought this game was good for the state. I think we proved that LSU is the top football team in Louisiana. It was very important to shut them out tonight. Over the years when we have played them, ULL has not really scored much. That is a mental boost for us. You try to get a shut out every game."

- LSU DE MARCUS SPEARS

What they did...

- Louisiana Defensive Player of the Week
- NORMAN LEJEUNE



The LSU defense continued a streak of holding ULL scoreless in 42 straight quarters.

DEFENSE SHUTS DOWN RAGIN' CAJUNS

Matt Mauck became the first quarterback in LSU history to throw three TD passes in one quarter and the Tiger defense dominated from start to finish as the Tigers rolled to a 48-0 Homecoming win over Louisiana-Lafayette in Tiger Stadium. The first meeting between the teams since 1938 was over in matter of minutes as Mauck found Devery Henderson for a 20-yard TD on the Tigers' first possession and then connected with Michael Clayton on TD passes of 36 and 4 yards in the first quarter for a 21-0 LSU

lead. LSU stretched the margin to 41-0 at halftime before using backups on offense for most of the second half. The Tigers held ULL to only seven first downs and just 70 yards of total offense. The Cajuns were 0 of 16 on third down conversions and punted 12 times, most of which were kicked out of bounds to avoid LSU's Domanick Davis. Joseph Addai led LSU with 98 rushing yards and two TDs, while Mauck connected on 8 of 19 passes for 138 yards and three TDs.

Notes on the Game

- LSU won its homecoming game for the second-straight year and the eighth time in 10 years. The Tigers are now 50-25-3 on homecoming all time.
- The shutout was the first for LSU since beating Mississippi State 42-0 a season ago. It is the first homecoming shutout since 1999 (North Texas) and the 15th Homecoming shut out overall.
- The 48-point margin of victory is the largest since LSU beat Western Carolina, 58-0, on Sept. 2, 2000.
- LSU extended its streak of not being shut out to 68 straight games, two shy of the school record.
- The 41 first-half points were the most points scored by an LSU team in a half since posting 42 in the opening half against Akron in 1997.
- The Tigers have now held ULL scoreless for 42 straight quarters.
- The 17 yards rushing by UL-Lafayette was the fewest by an LSU opponent since Tulane gained just 10 yards on the ground on Nov. 30, 1985.
- The 53 yards passing by the Ragin' Cajuns was the fewest by a Tiger opponent since North Texas threw for 10 yards on Sept. 11, 1999.
- On his 41-yard punt return in the first quarter, Domanick Davis became the all-time leader in punt return yards in LSU history. He passed Eddie Kennison (947) and finished the game with 981 career punt return yards.
- Devery Henderson's 69-yard kickoff return to open the second half was the longest for an LSU player since Kevin Faulk returned one 88 yards for a touchdown at Notre Dame in 1998.

Individual Statistics

LSU

RUSHING	Att.	Gain	Lost	Net	TD	Long
Joseph Addai	11	104	6	98	2	34
Domanick Davis	15	58	8	50	2	13
Matt Mauck	3	24	0	24	0	10
Shyrone Carey	6	21	0	21	0	9
L. Toefield	3	8	0	8	0	6
Ryan Gilbert	6	27	20	7	0	15
Marcus Randall	3	7	10	-3	0	7

PASSING	Att.	Comp	Int	Yds	TD	Long	Sacks
Matt Mauck	19	8	0	138	3	42	0
Marcus Randall	4	2	0	16	0	0	1

RECEIVING	No.	Yds.	TD	Long
Michael Clayton	3	56	2	36
Joseph Addai	2	50	0	42
Bennie Brazell	2	16	0	11
Shyrone Carey	2	12	0	12
Dev. Henderson	1	20	1	20

PUNTING	No.	Yds.	Avg.	Long	I20
Donnie Jones	6	248	41.3	52	2

FIELD GOALS	Att.	Made	Long
John Corbello	2	0	

ALL RETURNS	Punts			Kickoffs			Intercepted		
	No.	Yds	LP	No.	Yds	LP	No.	Yds	LP
Domanick Davis	1	41	41	0	0	0	0	0	0
Dev. Henderson	0	0	0	1	69	69	0	0	0
Damien James	0	0	0	0	0	0	1	0	0
Shyrone Carey	3	67	52	0	0	0	0	0	0

UL-Lafayette

RUSHING	Att.	Gain	Lost	Net	TD	Long
Jerome Coleman	11	21	2	19	0	4
Wendall Williams	4	15	0	15	0	9
Chester Johnson	4	13	0	13	0	5
Wayne Stein	1	7	0	7	0	7
Blake Bourque	1	4	0	4	0	4
Dwight Lindon	2	0	1	-1	0	0
Andre George	1	0	6	-6	0	0
Eric Rekeita	2	0	16	-16	0	0
Jon Van Cleave	8	20	38	-18	0	9

PASSING	Att.	Comp	Int	Yds	TD	Long	Sacks
Jon Van Cleave	20	6	1	46	0	14	5
Eric Rekeita	6	2	0	7	0	7	2

RECEIVING	No.	Yds.	TD	Long
Andre George	3	27	0	14
Blake Bourque	2	15	0	11
Frederick Stamps	1	4	0	4
Wayne Stein	1	4	0	4
Elliot Temple	1	3	0	3

PUNTING	No.	Yds.	Avg.	Long
Grant Autrey	12	422	35.2	45

ALL RETURNS	Punts			Kickoffs			Intercepted		
	No.	Yds	LP	No.	Yds	LP	No.	Yds	LP
Wayne Stein	0	0	0	1	3	3	0	0	0
Bill Sampy	0	0	0	6	105	22	0	0	0
Andre George	1	11	11	0	0	0	0	0	0
Jerrell Carter	1	5	5	0	0	0	0	0	0

Scoring Summary

UL-Lafayette	0	0	0	0	-0
LSU	21	20	7	0	-48

LSU	12:14	1st	Dev. Henderson	20 pass from Matt Mauck (John Corbello kick)
LSU	7:57	1st	Michael Clayton	36 pass from Mauck (Corbello kick)
LSU	4:37	1st	Clayton	4 pass from Mauck (Corbello kick)
LSU	14:08	2nd	Domanick Davis	1 run (run failed)
LSU	7:08	2nd	Joseph Addai	10 run (Corbello kick)
LSU	1:33	2nd	Davis	3 run (Corbello kick)
LSU	2:55	3rd	Addai	34 run (Corbello kick)

Team Statistical Comparisons

CATEGORY	ULL	LSU
FIRST DOWNS	7	17
RUSHING	3	10
PASSING	3	7
PENALTY	1	0
RUSHING ATTEMPTS	34	47
YARDS GAINED RUSHING	80	249
YARDS LOST RUSHING	63	44
NET YARDS RUSHING	17	205
NET YARDS PASSING	53	154
PASSES ATTEMPTED	26	23
PASSES COMPLETED	8	10
HAD INTERCEPTED	1	0
TOTAL OFFENSIVE PLAYS	60	70
TOTAL NET YARDS	70	359
AVERAGE GAIN PER PLAY	1.2	5.1
FUMBLES/LOST	2-2	4-2
PENALTIES/YARDS	1-6	4-41
INTERCEPTIONS/YARDS	0-0	1-0
PUNTS/YARDS	12-422	6-248
AVERAGE PER PUNT	35.2	41.3
PUNT RETURNS/YARDS	2-16	1-41
KICKOFF RETURNS/YARDS	7-108	1-69
POSSESSION TIME	28:31	31:29
THIRD-DOWN CONVERSIONS	0 of 16	6 of 15
SACKS BY	1-5	7-54



#18 LSU 36

#16 Florida 7



F



**October 12
Florida Field
Gainesville, Fla.
85,252**

What they said...

"It was a great win and the shower felt great. The drive in the second half was really uplifting to us. It was a great drive, and I thought it was a key turning point in the game."

- LSU HEAD COACH NICK SABAN

"He (Grossman) was looking frustrated. We were disguising our coverages real well. We had a great scouting report from our coaches. That really helped. Grossman picks up his foot a lot when he changes the play, and we'd change the defense right before the snap."

- LSU DB COREY WEBSTER

"I will never forget this one. This is just another chapter I'll write about in my book."

- LSU LB BRADIE JAMES

What they did...

- Bronko Nagurski National Defensive Player of the Week
- CBS Sportsline National Player of the Week
- SEC Defensive Player of the Week
- Louisiana Player of the Week

- COREY WEBSTER

- Louisiana Offensive Player of the Week

- MATT MAUCK



Holder Blaine Bech scored on a 35-yard run on a fake field goal.

TIGERS BLAST THE GATORS, 36-7

In one of the most dominating performances by an LSU team in recent history, the Tigers rolled to a 36-7 win at Florida. LSU never trailed, jumping out to a 10-0 lead behind a pair of first quarter interceptions by **Corey Webster**, the second of which he returned 45 yards for a touch-down. LSU began its second-half domination with a 12-play, 80-yard drive capped by a 13-yard strike from **Matt Mauck** to **Devery Henderson**. The lead was 26-7 after another

Mauck-to-Henderson TD. **Blaine Bech** then scored on a 35-yard run on a fake field goal and John Corbello kicked his third field goal for the final margin. LSU limited Florida to 237 yards of offense, including just 163 passing yards. Mauck connected on 13-of-20 passes for 153 yards and 2 TDs and added another 67 yards on the ground. **Domanick Davis** led the Tigers with 84 yards rushing.

Notes on the Game

- LSU's 6:12 touchdown (Devery Henderson 13-yard pass from Matt Mauck) drive in the third quarter is the longest drive that resulted in a touchdown this season. The Tigers had a 7:01 drive that resulted in a John Corbello field goal against Miami (Ohio).
- LSU's 0:07 touchdown (Devery Henderson 25-yard pass from Matt Mauck) drive in the third quarter was the Tigers shortest drive of the season. The previous shortest drive of the season was a 0:34 drive that also resulted in a touchdown.
- The victory over No. 16 Florida was the first win for LSU over a ranked team on the road since the Tigers defeated No. 14 Auburn 12-6 in Auburn on Sept. 16, 1996.
- The victory over No. 16 Florida also marks the first victory for LSU over a ranked team from the SEC Eastern Division on the road since the league went to divisional format in 1992. Furthermore it is the first road win for the Tigers against a current ranked SEC Eastern Division team since a 26-23 over 16th-ranked Georgia in Athens in 1987.
- LSU's 36-7 victory over Florida is the largest margin of victory for the Tigers over the Gators in Gainesville since a 37-6 win in 1967. It is the largest margin of victory in the series for LSU since a 48-7 win in Baton Rouge back in 1971.
- Corey Webster, a converted wide receiver turned cornerback, intercepted Florida quarterback Rex Grossman three times in the game, becoming the sixth Tiger to pick off three passes in one game (a school record). He now has five interceptions this season. He became first Tiger to pick off three passes in one game since Chris Williams had three at Rice on Sept. 30, 1978. The last time in an SEC game came on Dec. 5, 1970, by Craig Burns. The last time a Tiger intercepted three passes in an SEC road game was by Kenny Konz on Nov. 26, 1949, at Tulane (which was a member of the SEC from 1933-65).
- Blaine Bech's 35-yard touchdown run on the fake field goal in the fourth quarter was his first career touchdown and, for that matter, it was his first career stat.
- Marcus Spears' interception and 18-yard return in the fourth quarter interception was the first of his career.

Individual Statistics

LSU

RUSHING	Att.	Gain	Lost	Net	TD	Long
Domanick Davis	14	84	0	84	0	39
Matt Mauck	15	93	26	67	0	27
Joseph Addai	16	57	1	56	0	9
Blain Bech	1	35	0	35	1	35
Shyrone Carey	2	7	0	7	0	4

PASSING	Att.	Comp	Int	Yds	TD	Long	Sacks
Matt Mauck	20	13	0	153	2	39	2

RECEIVING	No.	Yds.	TD	Long
Dev. Henderson	4	49	2	25
Michael Clayton	3	83	0	39
Domanick Davis	3	3	0	3
Joseph Addai	1	8	0	8
Eric Edwards	1	6	0	6
Solomon Lee	1	4	0	4

PUNTING	No.	Yds.	Avg.	Long	I20
Donnie Jones	5	215	43.0	51	0

FIELD GOALS	Att.	Made	Long
John Corbello	3	3	45

ALL RETURNS	Punts			Kickoffs			Intercepted		
	No.	Yds	LP	No.	Yds	LP	No.	Yds	LP
Domanick Davis	4	62	31	1	14	14	0	0	0
Corey Webster	0	0	0	0	0	0	3	49	45
Marcus Spears	0	0	0	0	0	0	1	18	18

Florida

RUSHING	Att.	Gain	Lost	Net	TD	Long
Earnest Graham	14	44	6	38	0	11
Taylor Jacobs	1	23	0	23	0	23
Ran Carthon	5	13	1	12	0	7
Willie Green	2	7	0	7	0	5
Ingle Martin	1	2	0	2	0	2
Rex Grossman	2	0	8	-8	0	0

PASSING	Att.	Comp	Int	Yds	TD	Long	Sacks
Rex Grossman	43	18	4	163	1	18	1
Jeff Whitaker	1	0	0	0	0	0	0

RECEIVING	No.	Yds.	TD	Long
Carlos Perez	6	52	0	13
Taylor Jacobs	5	66	1	18
Ben Troupe	2	15	0	10
Ran Carthon	1	11	0	11
Willie Green	1	9	0	9
Aaron Walker	1	5	0	5
Earnest Graham	1	4	0	4
Vernell Brown	1	1	0	1

PUNTING	No.	Yds.	Avg.	Long
Ingle Martin	8	303	37.9	54

FIELD GOALS	Att.	Made	Long
None			

ALL RETURNS	Punts			Kickoffs			Intercepted		
	No.	Yds	LP	No.	Yds	LP	No.	Yds	LP
Ran Carthon	0	0	0	3	60	29	0	0	0
Keiwan Ratliff	3	43	20	0	0	0	0	0	0
Kelvin Wright	0	0	0	1	30	30	0	0	0
Ciatrick Fason	0	0	0	1	0	0	0	0	0

Scoring Summary

LSU	13	0	13	10	-36
Florida	0	7	0	0	-7

LSU	4:54	1st	John Corbello	37 FG
LSU	3:38	1st	Corey Webster	45 int. return (Corbello kick)
LSU	0:00	1st	Corbello	45 FG
UF	8:35	2nd	Taylor Jacobs	16 pass from Rex Grossman (Leach kick)
LSU	6:09	3rd	Devery Henderson	13 pass from Matt Mauck (Corbello kick)
LSU	4:10	3rd	Henderson	25 pass from Mauck (pass failed)
LSU	14:52	4th	Blain Bech	35 run on fake FG (Corbello kick)
LSU	12:29	4th	Corbello	20 FG

Team Statistical Comparisons

CATEGORY	LSU	UF
FIRST DOWNS	15	16
RUSHING	9	6
PASSING	6	9
PENALTY	0	1
RUSHING ATTEMPTS	48	25
YARDS GAINED RUSHING	276	89
YARDS LOST RUSHING	27	15
NET YARDS RUSHING	249	74
NET YARDS PASSING	153	163
PASSES ATTEMPTED	20	44
PASSES COMPLETED	13	18
HAD INTERCEPTED	0	4
TOTAL OFFENSIVE PLAYS	68	69
TOTAL NET YARDS	402	237
AVERAGE GAIN PER PLAY	5.9	3.4
FUMBLES/LOST	2-0	0-0
PENALTIES/YARDS	6-40	3-25
INTERCEPTIONS/YARDS	4-67	0-0
PUNTS/YARDS	5-215	8-303
AVERAGE PER PUNT	43.0	37.9
PUNT RETURNS/YARDS	4-62	3-43
KICKOFF RETURNS/YARDS	1-14	5-90
POSSESSION TIME	35:40	24:20
THIRD-DOWN CONVERSIONS	5 of 17	7 of 17
SACKS BY	1-3	2-12

Game 7



South Carolina	14
#14 LSU	38
ESPN	F



October 19
Tiger Stadium
Baton Rouge, La.
91,340

What they said...

"Well I would say that was a nice third quarter and one of the best I have ever been around. I think it is a real tribute to our players because we didn't play extremely well in the first half, I thought we were doing a good job on offense we just were not putting up any points."

- **LSU HEAD COACH NICK SABAN**

"We lost to a football team that played one heck of a football game tonight. They didn't have a turnover. They didn't make many mistakes and I thought that their tailback and their quarterback were outstanding. They tackled very well and I think that's attributed to their defense. We didn't cover very well, but I think that's attributed to their offense."

- **SOUTH CAROLINA HEAD COACH LOU HOLTZ**

"Marcus did a great job. He was real confident coming in. He had a great week of practice. I knew he was going to do a great job. After he got a few plays under his belt, he was real relaxed and showed great leadership in the game."

- **LSU RB DOMANICK DAVIS**

What they did...

- SEC Defensive Player of the Week
- Louisiana Defensive Player of the Week
- **DEMETRIUS HOOKFIN**



Demetrius Hookfin's 10-yard interception for a TD capped LSU's 25-point third quarter.

LSU EXPLODES AFTER HALFTIME FOR WIN

Trailing 14-6 at halftime, LSU put together a dominating half of football to roll to a 38-14 victory over South Carolina in Tiger Stadium. In the third quarter, LSU outscored South Carolina 25-0 and held the Gamecocks to only one-yard of total offense. Behind the play of first-time starter **Marcus Randall**, LSU scored two touchdowns and added a field goal to go along with cornerback **Demetrius Hookfin's**

interception return for a touchdown to put the game out of reach at 31-14. **Domanick Davis** finished with 113 yards rushing, while Randall completed 12-of-23 passes for 183 yards. Randall added 36 yards rushing, including a 12-yard TD run. Defensively, "The James Gang" held South Carolina to only 275 yards of offense, including 63 yards and no points in the second half.

Notes on the Game

- LSU's 25 third-quarter points were the most for the Tigers in a quarter since scoring 27 in the second frame of the 2002 Sugar Bowl against Illinois. They are the most in a quarter in a regular season game since scoring 35 in the third against Rice in 1977. The 25 points are the most in an SEC game since a 28-point fourth quarter against Ole Miss in 1970.
- After outscoring South Carolina 25-0 in the third quarter LSU has now outscored their opponents 72-10 in the third quarter, including a 48-0 in SEC contests.
- LSU moved to 10-0 under Nick Saban when getting a rusher to 100 yards, including 4-0 when it is Domanick Davis.
- LSU rushed for more than 200 yards for the sixth straight time, the longest streak since 1973: Auburn (239), Kentucky (247), South Carolina (346), Ole Miss (290), Mississippi State (299), Alabama (212).
- LSU has kept seven straight opponents under 300 total yards for the first time since 1976 when they held Nebraska (256), Oregon State (182), Rice (164), Florida (293), Vanderbilt (213), Kentucky (210) and Ole Miss (132) below 300. South Carolina became the first team to accumulate more than 250 total yards against LSU this season.
- On his 22-yard first quarter kickoff return, Domanick Davis passed Robert Dow (1,780) for the top spot in LSU history for career kickoff return yards. Davis also moved into fifth in SEC history. He finished the game with 1,836 career kickoff return yards.
- On a 12-yard scamper in the third quarter, Marcus Randall scored his first career touchdown.
- Domanick Davis rushed for 113 yards, the fifth time in his career and the second time this season he has gained more than 100 yards.
- With 201 all-purpose yards, Domanick Davis eclipsed the 200-yard plateau for the third time this season.

Individual Statistics

LSU

RUSHING	Att.	Gain	Lost	Net	TD	Long
Domanick Davis	26	115	2	113	1	15
Shyrone Carey	6	68	0	68	1	42
Marcus Randall	6	39	3	36	1	14
Joseph Addai	7	18	4	14	0	7

PASSING	Att.	Comp	Int	Yds	TD	Long	Sacks
Marcus Randall	23	12	0	183	0	26	0

RECEIVING	No.	Yds.	TD	Long
Michael Clayton	4	77	0	25
Reggie Robinson	3	55	0	21
Jerel Myers	2	45	0	26
Domanick Davis	1	4	0	4
Eric Edwards	1	2	0	2

PUNTING	No.	Yds.	Avg.	Long	I20
Donnie Jones	2	92	46.0	56	2

FIELD GOALS	Att.	Made	Long
John Corbello	5	3	48

ALL RETURNS	Punts			Kickoffs			Intercepted		
	No.	Yds	LP	No.	Yds	LP	No.	Yds	LP
Domanick Davis	2	23	18	2	61	39	0	0	0
Dem. Hookfin	0	0	0	0	0	0	2	10	10
Dev. Henderson	0	0	0	1	38	38	0	0	0

South Carolina

RUSHING	Att.	Gain	Lost	Net	TD	Long
Daccus Turman	4	49	0	49	0	20
Corey Jenkins	15	51	10	41	0	11
Andrew Pinnock	7	34	1	33	1	14
T. Williamson	1	22	0	22	0	22
Ryan Brewer	2	4	0	4	0	3
D. Pinkins	1	0	1	-1	0	0

PASSING	Att.	Comp	Int	Yds	TD	Long	Sacks
Corey Jenkins	12	5	2	65	1	60	2
D. Pinkins	9	4	0	54	0	26	1
Tyler Dean	1	1	0	8	0	8	0

RECEIVING	No.	Yds.	TD	Long
Corey Taylor	2	41	0	26
Ryan Brewer	2	8	0	5
T. Williamson	1	60	1	60
J. Martin	1	8	0	8
Mikal Goodman1	7	0	7	
Jared Farabee	1	6	0	6
James Adkisson	1	1	0	1
A.Pinnock	1	-4	0	4

PUNTING	No.	Yds.	Avg.	Long
Tyler Dean	6	264	44.0	52

FIELD GOALS	Att.	Made	Long
None			

ALL RETURNS	Punts			Kickoffs			Intercepted		
	No.	Yds	LP	No.	Yds	LP	No.	Yds	LP
T. Williamson	0	0	0	1	13	13	0	0	0
Kris Clark	0	0	0	1	7	7	0	0	0
M.Thomas	1	-6	0	1	13	13	0	0	0
Andrea Gause	0	0	0	1	22	22	0	0	0
Thez Robinson	0	0	0	2	17	14	0	0	0

Scoring Summary

South Carolina	7	7	0	0	-14
LSU	3	3	25	7	-38

USC	10:30	1st	T. Williamson 60 pass from Corey Jenkins (Weaver kick)
LSU	6:07	1st	John Corbello 42 FG
USC	9:23	2nd	Andrew Pinnock 9 run (Weaver kick)
LSU	0:00	2nd	Corbello 48 FG
LSU	10:07	3rd	Marcus Randall 12 run (Randall pass to Michael Clayton)
LSU	6:45	3rd	Corbello 37 FG
LSU	2:22	3rd	Shyrone Carey 13 run (Corbello kick)
LSU	2:07	3rd	Demetrius Hookfin 10 int. return (Corbello kick)
LSU	3:13	4th	Domanick Davis 5 run (Corbello kick)

Team Statistical Comparisons

CATEGORY	USC	LSU
FIRST DOWNS	13	24
RUSHING	6	12
PASSING	4	8
PENALTY	3	4
RUSHING ATTEMPTS	30	45
YARDS GAINED RUSHING	160	240
YARDS LOST RUSHING	12	9
NET YARDS RUSHING	148	231
NET YARDS PASSING	127	183
PASSES ATTEMPTED	22	23
PASSES COMPLETED	10	12
HAD INTERCEPTED	2	0
TOTAL OFFENSIVE PLAYS	52	68
TOTAL NET YARDS	275	414
AVERAGE GAIN PER PLAY	5.3	6.1
FUMBLES/LOST	1-0	1-0
PENALTIES/YARDS	8-85	10-82
INTERCEPTIONS/YARDS	0-0	2-10
PUNTS/YARDS	6-264	2-92
AVERAGE PER PUNT	44.0	46.0
PUNT RETURNS/YARDS	1-(-6)	2-23
KICKOFF RETURNS/YARDS	6-72	3-99
POSSESSION TIME	25:21	34:39
THIRD-DOWN CONVERSIONS	2 of 10	6 of 13
SACKS BY	0-0	3-10



#10 LSU	7
Auburn	31
JEFFERSON PHOTOSPORTS	F



October 26
Jordan-Hare Stadium
Auburn, Ala.
85,366

What they said...

"They just dominated us in this game. Their offensive line dominated us, and their defensive line dominated us. It is hard to win football games when that happens. Our first six games, we controlled the line of scrimmage, which we didn't do today."

- **LSUOL RODNEY REED**

"We always talk about turnovers and field position and on a day like today, it became very important. We turned the ball over too many times to be successful. We never had good field position and that really hurt us. When you give that many points away and that much field position, it makes it difficult to win ballgames. We wanted to stop the run, and we didn't get it done defensively. I think it is obvious what happened when you give up four turnovers in the first half. It puts you behind the eight ball, and it was tough to get back."

- **LSU HEAD COACH NICK SABAN**



QB Marcus Randall scrambled for 74 yards on 16 carries in the loss.

FIVE TURNOVERS DOOM LSU IN LOSS

A combination of turnovers and poor field position did LSU in as the Tigers dropped a 31-7 decision to Auburn at Jordan-Hare Stadium. LSU fumbled on its first play from scrimmage to set the tone for the game that saw the Tigers commit five turnovers. Despite four first half turnovers, the Tiger defense kept LSU in the game as Auburn managed to hold only a 17-0 advantage at halftime. Auburn put the game out of reach early in the third quarter when Jason Campbell found Robert Johnson in the endzone

for a 3-yard TD pass to make the score 24-0. Auburn tacked on another score early in the fourth quarter before the Tigers scored their only points of the game on an 8-yard run by **Joseph Addai** midway through the final quarter. **Marcus Randall** led LSU with 74 yards rushing, while Addai added 44 yards and 1 TD on 10 carries. Randall connected on 9-of-20 passes for 79 yards and 4 interceptions for the Tigers. **Bradie James** led the defense with 14 tackles.

Notes on the Game

- DE Melvin Oliver, an Opelika, Ala., native, made his first career start. He started at left end in place of the injured Marcus Spears.
- Domanick Davis has moved into sixth-place in the SEC in career all-purpose yards with 99 yards (42 rushing, 9 punt return, 48 kickoff return). He entered the game needing 92 yards to move into sixth. He now has 4,976 yards in his career.
- Marcus Randall's 74 rushing yards on 16 carries are career-highs for the sophomore quarterback.
- WR Jerel Myers has moved into seventh-place in career receiving yards in LSU history with his 44 yards. He now has 1,780 yards in his career and passed Larry Foster (8th with 1,747) and Abram Booty (7th with 1,768).

Individual Statistics

LSU

RUSHING	Att.	Gain	Lost	Net	TD	Long
Marcus Randall	16	84	10	74	0	12
Joseph Addai	10	46	2	44	1	19
Domanick Davis	14	42	0	42	0	8
Michael Clayton	1	3	0	3	0	3

PASSING	Att.	Comp	Int	Yds	TD	Long	Sacks
Marcus Randall	20	9	4	79	0	21	0

RECEIVING	No.	Yds.	TD	Long
Jerel Myers	3	44	0	21
Dev. Henderson	2	16	0	14
Michael Clayton	2	10	0	7
Reggie Robinson	1	7	0	7
Domanick Davis	1	2	0	2

PUNTING	No.	Yds.	Avg.	Long	I20
Donnie Jones	5	203	40.6	47	0

FIELD GOALS	Att.	Made	Long
none			

ALL RETURNS	Punts			Kickoffs			Intercepted		
	No.	Yds	LP	No.	Yds	LP	No.	Yds	LP
Domanick Davis	1	9	9	2	48	31	0	0	0

Auburn

RUSHING	Att.	Gain	Lost	Net	TD	Long
Ronnie Brown	18	101	6	95	2	20
Tre Smith	11	81	1	80	1	36
Jason Campbell	8	47	10	37	0	17
Chris Butler	7	10	3	7	0	3
Team	1	0	3	-3	0	0

PASSING	Att.	Comp	Int	Yds	TD	Long	Sacks
Jason Campbell	11	7	0	105	1	48	2

RECEIVING	No.	Yds.	TD	Long
Robert Johnson	3	32	1	19
D. Aromashodu	2	61	0	48
Jeris McIntyre	1	6	0	6
Marcel Willis	1	6	0	6

PUNTING	No.	Yds.	Avg.	Long
Damon Duval	3	139	46.3	58

FIELD GOALS	Att.	Made	Long
Philip Yost	3	1	19

ALL RETURNS	Punts			Kickoffs			Intercepted		
	No.	Yds	LP	No.	Yds	LP	No.	Yds	LP
Marcel Willis	3	25	10	0	0	0	0	0	0
Donnay Young	0	0	0	0	0	0	1	9	9
Karlos Dansby	0	0	0	0	0	0	2	62	60
T. Robinson	0	0	0	0	0	0	1	64	64
Roderick Hood	2	11	12	0	0	0	0	0	0
Tre Smith	0	0	0	1	3	3	0	0	0

Scoring Summary

LSU	0	0	0	7	-7
Auburn	7	10	7	7	-31

AU	6:56	1st	Ronnie Brown 5 run (Philip Yost kick)
AU	6:07	2nd	Yost 19 FG
AU	2:10	2nd	Tre Smith 13 run (Yost kick)
AU	10:51	3rd	Robert Johnson 3 pass from Jason Campbell (Yost kick)
AU	11:14	4th	Brown 20 run (Yost kick)
LSU	7:19	4th	Joseph Addai 8 run (John Corbello kick)

Team Statistical Comparisons

CATEGORY	LSU	AU
FIRST DOWNS	14	14
RUSHING	8	10
PASSING	4	4
PENALTY	2	1
RUSHING ATTEMPTS	41	45
YARDS GAINED RUSHING	175	239
YARDS LOST RUSHING	12	23
NET YARDS RUSHING	163	216
NET YARDS PASSING	79	105
PASSES ATTEMPTED	20	11
PASSES COMPLETED	9	7
HAD INTERCEPTED	4	0
TOTAL OFFENSIVE PLAYS	61	56
TOTAL NET YARDS	242	321
AVERAGE GAIN PER PLAY	4.0	5.7
FUMBLES/LOST	2-1	2-1
PENALTIES/YARDS	6-52	6-59
INTERCEPTIONS/YARDS	0-0	4-135
PUNTS/YARDS	5-203	3-139
AVERAGE PER PUNT	40.6	46.3
PUNT RETURNS/YARDS	1-9	5-36
KICKOFF RETURNS/YARDS	2-48	1-3
POSSESSION TIME	30:15	29:45
THIRD-DOWN CONVERSIONS	4 of 13	7 of 14
SACKS BY	2-10	0-0



#16 LSU	33
Kentucky	30
JEFFERSON FILMOTSPORTS	F



November 9
Commonwealth Stadium
Lexington, Ky.
66,262

What they said...

"We always say to play for the full 60 minutes and this is why. Two seconds left and we have a 75-yard play. We go over that play every Thursday at the end of practice. It's not a unique play - you're just lucky when it happens to be tipped to your guy. I've been on the other side of it before, as a defensive coordinator, so I guess this evens things up. I'm proud of our guys for battling there at the end."
- LSU HEAD COACH NICK SABAN

"I was on the sidelines about to untuck my shirt. Then I thought we still have two seconds left. (QB) Marcus (Randall) rolled out, broke a tackle, and threw it up. Next thing I know we are rushing the field."
- LSU SAFETY NORMAN LEJEUNE

"It was like a dream I can't believe it still. I was just thinking get where you are supposed to be, and if something happens then it happens. I saw it get tipped then I just reached out my hands and there it was."
- LSU WR DEVERY HENDERSON

What they did...

- SEC Offensive Player of the Week,
- Louisiana Offensive Player of the Week
- DEVERY HENDERSON



Devery Henderson's 75-yard TD was named the "Play of the Year" by AP and Sports Illustrated.

HAIL MARY LIFTS LSU PAST KENTUCKY

Marcus Randall connected with Devery Henderson on a 75-yard "Hail Mary" TD pass with no time left to lift the Tigers to a very unlikely 33-30 win over Kentucky in Lexington. Billed as "The Bluegrass Miracle", LSU won on the final play of a football game for the first time since a 17-16 victory over Ole Miss in 1972. Trailing 30-27 after a 29-yard field goal by Kentucky, the Tigers were backed up to their own 8-yard line with nine seconds left. After

a 17-yard gain that put the ball on the 25-yard line with two seconds left, Randall heaved the ball as far as he could. A pair of UK defenders deflected the ball directly to Henderson who then raced into the endzone for the game-winning TD. Henderson finished the contest with five receptions for 201 yards and three TDs, the second of which put the Tigers up 14-7 just before halftime.

Notes on the Game

- Donnie Jones' 86-yard punt in the first quarter is the longest in modern LSU history, breaking Ray Coates' 76-yard punt against Rice on Oct. 7, 1944. Jones' punt is also the sixth longest in Southeastern Conference history.
- Devery Henderson's 75-yard touchdown reception from Marcus Randall to end the game was LSU's longest play this season. The play was the longest since a 70-yard pass from Randall to Henderson in the second quarter of the game, which was the longest by LSU since John Booty hit Josh Reed for a 75-yard touchdown pass in the first quarter against Auburn in 2000.
- The 70-yard touchdown pass by Marcus Randall to Devery Henderson in the second quarter was Randall's first career touchdown pass.
- Devery Henderson's 30-yard touchdown in the waning seconds of the second quarter was his second of the game, marking his second career multi-touchdown game of his career. Henderson also caught two touchdowns at Florida this season.
- This was Devery Henderson's first three-touchdown game of his career.
- Henderson's 30-yard touchdown reception late in the second also gave the junior over 100 receiving yards for the first time in his career. He finished the game with five catches for a career-high 201 yards.
- John Corbello's 49-yard field goal in the opening seconds of the fourth quarter tied a career-high for the senior. His other 49-yarder came against Georgia Tech in the 2000 Peach Bowl.
- Devery Henderson's 201 receiving yards was the most by an LSU player since Josh Reed had 239 vs. Illinois in last year's Sugar Bowl.

Individual Statistics

LSU

RUSHING	Att.	Gain	Lost	Net	TD	Long				
Joseph Addai	9	92	1	91	1	63				
Domanick Davis	20	79	3	76	0	12				
Marcus Randall	10	47	11	36	0	11				
Dev. Henderson	3	10	0	10	0	5				
PASSING	Att.	Comp	Int	Yds	TD	Long	Sacks			
Marcus Randall	23	10	0	264	3	75	1			
RECEIVING	No.	Yds.	TD	Long						
Dev. Henderson	5	201	3	75						
Michael Clayton	4	54	0	17						
Domanick Davis	1	9	0	9						
PUNTING	No.	Yds.	Avg.	Long	I20					
Donnie Jones	6	305	50.8	86	2					
Team	1	0	0.0	0	0					
FIELD GOALS	Att.	Made	Long							
John Corbello	3	2	49							
		Punts			Kickoffs			Intercepted		
ALL RETURNS	No.	Yds	LP	No.	Yds	LP	No.	Yds	LP	
Domanick Davis	3	19	11	1	31	31	0	0	0	
Dev. Henderson	0	0	0	4	87	38	0	0	0	

Kentucky

RUSHING	Att.	Gain	Lost	Net	TD	Long				
Artose Pinner	27	145	2	143	0	27				
Jared Lorenzen	4	17	6	11	0	13				
Aaron Boone	1	3	0	3	0	3				
Team	1	0	0	0	0	0				
Shane Boyd	2	0	3	-3	0	0				
PASSING	Att.	Comp	Int	Yds	TD	Long	Sacks			
Jared Lorenzen	26	12	0	210	4	44	1			
Shane Boyd	3	2	0	11	0	7	0			
RECEIVING	No.	Yds.	TD	Long						
Derek Abney	5	60	0	17						
Aaron Boone	3	112	3	44						
Tommy Cook	3	9	0	5						
Chase Harp	2	22	1	19						
Artose Pinner	1	18	0	18						
PUNTING	No.	Yds.	Avg.	Long						
Glenn Pakulak	6	275	45.8	58						
FIELD GOALS	Att.	Made	Long							
Taylor Begley	1	1	29							
		Punts			Kickoffs			Intercepted		
ALL RETURNS	No.	Yds	LP	No.	Yds	LP	No.	Yds	LP	
Derek Abney	4	39	21	3	59	30	0	0	0	
Deion Holts	1	12	0	0	0	0	0	0	0	

Scoring Summary

				0	14	7	12	-33
				7	0	7	16	-30
UK	6:19	1st	Shane Boone 43 pass from Jared Lorenzen (Taylor Begley kick)					
LSU	12:33	2nd	Devery Henderson 70 pass from Marcus Randall (John Corbello kick)					
LSU	0:05	2nd	Henderson 30 pass from Randall (Corbello kick)					
LSU	13:17	3rd	Joseph Addai 63 run (Corbello kick)					
UK	3:43	3rd	Chase Harp 3 pass from Lorenzen (Begley kick)					
LSU	14:12	4th	Corbello 49 FG					
UK	10:05	4th	Boone 25 pass from Lorenzen (pass failed)					
LSU	6:02	4th	Corbello 19 FG					
UK	2:24	4th	Boone 44 pass from Lorenzen (Begley kick)					
UK	0:11	4th	Begley 29 FG					
LSU	0:00	4th	Henderson 75 pass from Randall					

Team Statistical Comparisons

CATEGORY	LSU	UK
FIRST DOWNS	18	21
RUSHING	8	8
PASSING	7	9
PENALTY	3	4
RUSHING ATTEMPTS	42	35
YARDS GAINED RUSHING	228	165
YARDS LOST RUSHING	15	11
NET YARDS RUSHING	213	154
NET YARDS PASSING	264	221
PASSES ATTEMPTED	23	29
PASSES COMPLETED	10	14
HAD INTERCEPTED	0	0
TOTAL OFFENSIVE PLAYS	65	64
TOTAL NET YARDS	477	375
AVERAGE GAIN PER PLAY	7.3	5.9
FUMBLES/LOST	1-0	3-2
PENALTIES/YARDS	13-104	5-49
INTERCEPTIONS/YARDS	0-0	0-0
PUNTS/YARDS	7-305	6-275
AVERAGE PER PUNT	43.6	45.8
PUNT RETURNS/YARDS	3-19	5-51
KICKOFF RETURNS/YARDS	5-118	3-59
POSSESSION TIME	32:55	27:05
THIRD-DOWN CONVERSIONS	6 of 16	5 of 12
SACKS BY	1-6	1-8

Game 10



#10 Alabama	31
#14 LSU	0
ESPN	F



November 16
Tiger Stadium
Baton Rouge, La.
92,012


What they said...

"We just got beat by a good football team tonight. We could not stop the run and we could not play with any consistency on offense. They are a very good team and they are a very good defensive team. I think the real key turning point in the game was when we had fourth and two right before the half with 1:42 to go and we punt the ball down to the four yard line and they go 96 yards and score."

-LSU HEAD COACH NICK SABAN

"Alabama played awesome. I credit their team because they came out and played real well. To do what they did, on the road, after what we did last year, my hat is off to them. We just have to execute and play together as a team. I don't think we played together as a team tonight. We can't do anything but learn from this and we still control our own destiny. We still have ball to play. It's a two game season and all we can do is go out and take one game at a time."

-LSU LB BRADIE JAMES



Bradie James had his first career rush on a fake punt for 29 yards in the third quarter.

ALABAMA RUNS PAST LSU IN SHUTOUT

Shaud Williams and Santonio Beard each accounted for over 100 rushing yards as No. 10 Alabama ran for 300 yards en route to a 31-0 win over No. 14 LSU. The shutout marked the first time since 1996 in which the Tigers have been held scoreless in a game, a streak of 72 games. The Crimson Tide got on the board first with a 6-yard run by Beard at the 3:52 mark in the second quarter. LSU pinned the Tide on their 4-yard line

just before halftime, but Alabama went 96 yards on nine plays over the final 1:41 of the half to take a 14-0 lead on a 2-yard run by Tyler Watts. LSU never did recover managing a season-low 196 yards of offense, while allowing a season-high of 477 yards. One bright spot for the Tigers was the return of running back **LaBrandon Toefield**, who rushed for 22 yards on 5 carries. LSU had just 65 yards passing in the loss.

Notes on the Game

- The attendance for the game was 92,012, which is the largest crowd this year and the second largest crowd in Tiger Stadium history. It is the 18th consecutive game the attendance has been more than 85,000 and the 12th time the crowd has exceeded 90,000.
- LSU's school-record string of 72 consecutive games without being shutout was snapped.
- Running back LaBrandon Toefield played for the first time since being injured against UL-Lafayette on Oct. 5. He entered the game with 3:47 remaining in the first quarter and got his first carry early in the second quarter.
- Bradie James rushed the ball for the first time in his career on a fake punt in the third quarter. The run went for 29 yards.
- Freshman Rick Clausen threw his first career pass in the fourth quarter and later completed his first pass.

Individual Statistics

LSU

RUSHING	Att.	Gain	Lost	Net	TD	Long
Marcus Randall	6	54	0	54	0	16
Domanick Davis	9	47	0	47	0	15
Bradie James	1	29	0	29	0	29
L. Toefield	6	26	4	22	0	12
Joseph Addai	5	18	3	15	0	9
Team	1	0	4	-4	0	0
Dev. Henderson	1	0	12	-12	0	0
Rick Clausen	2	0	20	-20	0	0

PASSING	Att.	Comp	Int	Yds	TD	Long	Sacks
Marcus Randall	17	6	0	39	0	17	0
Rick Clausen	6	3	0	26	0	15	2

RECEIVING	No.	Yds.	TD	Long
Dev. Henderson	3	25	0	15
Michael Clayton	3	13	0	6
Eric Edwards	2	10	0	5
Domanick Davis	1	17	0	17

PUNTING	No.	Yds.	Avg.	Long	I20
Donnie Jones	8	344	43.0	60	2

FIELD GOALS	Att.	Made	Long
none			

ALL RETURNS	Punts			Kickoffs			Intercepted		
	No.	Yds	LP	No.	Yds	LP	No.	Yds	LP
Domanick Davis	3	13	12	5	107	26	0	0	0
Dem. Hookfin	0	0	0	0	0	0	1	0	0

Alabama

RUSHING	Att.	Gain	Lost	Net	TD	Long
Shaud Williams	16	136	5	131	0	32
Santonio Beard	18	116	7	109	2	22
Tyler Watts	15	54	17	37	1	16
Ray Hudson	3	22	1	21	0	18
Triandos Luke	1	5	0	5	0	5
Brodie Croyle	1	0	3	-3	0	0

PASSING	Att.	Comp	Int	Yds	TD	Long	Sacks
Tyler Watts	20	11	1	177	1	33	2
Brodie Croyle	2	0	0	0	0	0	0
Team	2	0	0	0	0	0	0
Shaud Williams	1	0	0	0	0	0	0

RECEIVING	No.	Yds.	TD	Long
Sam Collins	5	115	0	33
Triandos Luke	2	22	0	11
Zach Fletcher	1	27	1	27
Dre Fulgham	1	6	0	6
Shaud Williams	1	4	0	4
Santonio Beard	1	3	0	3

PUNTING	No.	Yds.	Avg.	Long
Lane Bearden	5	197	39.4	52

FIELD GOALS	Att.	Made	Long
Kyle Robinson	1	1	46

ALL RETURNS	Punts			Kickoffs			Intercepted		
	No.	Yds	LP	No.	Yds	LP	No.	Yds	LP
Triandos Luke	0	0	0	1	19	19	0	0	0
Shaud Williams	3	24	14	0	0	0	0	0	0

Scoring Summary

Alabama	0	14	0	17	-31
LSU	0	0	0	0	-0

UA	3:52	2nd	Santonio Beard 6 yd run (kick failed)
UA	0:12	2nd	Tyler Watts 2 yd run (Triandos Luke rush)
UA	14:53	4th	Beard 22 yd run (Kyle Robinson kick)
UA	10:43	4th	Robinson 46 yd FG
UA	4:07	4th	Zach Fletcher 27 pass from Watts (Robinson kick)

Team Statistical Comparisons

CATEGORY	UA	LSU
FIRST DOWNS	27	14
RUSHING	14	8
PASSING	9	4
PENALTY	4	2
RUSHING ATTEMPTS	54	31
YARDS GAINED RUSHING	333	174
YARDS LOST RUSHING	33	43
NET YARDS RUSHING	300	131
NET YARDS PASSING	177	65
PASSES ATTEMPTED	25	23
PASSES COMPLETED	11	9
HAD INTERCEPTED	1	0
TOTAL OFFENSIVE PLAYS	79	54
TOTAL NET YARDS	477	196
AVERAGE GAIN PER PLAY	6.0	3.6
FUMBLES/LOST	0-0	3-2
PENALTIES/YARDS	8-75	10-77
INTERCEPTIONS/YARDS	0-0	1-0
PUNTS/YARDS	5-197	8-344
AVERAGE PER PUNT	39.4	43.0
PUNT RETURNS/YARDS	3-24	3-13
KICKOFF RETURNS/YARDS	1-19	5-107
POSSESSION TIME	34:36	25:24
THIRD-DOWN CONVERSIONS	7 of 14	3 of 13
SACKS BY	2-20	2-14



Ole Miss

Ole Miss 13

#21 LSU 14



F



November 23
Tiger Stadium
Baton Rouge, La.
91,613

What they said...

"It was certainly a great atmosphere out there for them to finish their career in and the crowd did a fantastic job of helping us win this game. I think it was a great team win. We wanted to re-establish our identity out there and compete in the game for 60 minutes tonight. If that happened, no matter what the circumstances were, which I thought was the trademark of our team this year but wasn't the last three weeks and I think our players did that."

- LSU HEAD COACH NICK SABAN

"We had to answer the question tonight about what is our identity. Before the last few games, we had our identity and that was a dominant defense. We were able to be dominant tonight, but Ole Miss came in and played well."


- LSU LB BRADIE JAMES

"I wanted the ball in my hands. I think everyone wants it. It's just a matter of who gets it and when they get it, they have to make a play. We did that tonight."

- LSU WR MICHAEL CLAYTON

What they did...

- SEC Offensive Player of the Week
- Louisiana Offensive Player of the Week
- MARCUS RANDALL
- Louisiana Defensive Player of the Week
- NORMAN LEJEUNE



Norman LeJeune (36) and Bradie James (11) led 22 seniors to a win in their final home game.

RANDALL RALLIES LSU PAST OLE MISS

Marcus Randall rallied LSU past Ole Miss, 14-13. Trailing by six with less than 10 minutes left, Randall guided the Tigers on a 10-play, 74-yard drive that culminated with a 27-yard TD pass to **Michael Clayton**. The Tigers then kept the Rebels from crossing midfield in three possessions down the stretch. **Corey Webster** intercepted an Eli Manning pass at the LSU 22-yard line with less than two minutes left to end all Rebel hopes. The play of the game

for the Tigers came early in the fourth quarter when **Demetrius Hookfin** intercepted a Manning pass at the 3-yard line to thwart a Rebel scoring opportunity. LSU held Ole Miss to only 279 yards of offense overall and just three second-half points. LSU cut the Rebel lead to 10-7 just before the half when Randall hit **Devery Henderson** for a 19-yard score with two seconds left.

Notes on the Game

- LSU finished a home season 6-1 for the second time in three years and moved to 17-4 at home under Nick Saban.
- The Tigers clinched a share of the SEC West title, their fourth in seven years and second straight.
- The Tigers won their eighth game, marking the third straight year they have won eight. It is the first time since 1984-88 LSU has won eight games in three straight years.
- Devery Henderson caught his eighth touchdown pass of the season, moving him into sole place of seventh in LSU history for receiving touchdowns in a season. Henderson had each of LSU's past six touchdown receptions at the time.
- Demetrius Hookfin intercepted his fifth pass of the season to tie for 10th in school history for interceptions in a season.
- Michael Clayton caught his fifth touchdown of the year and the 11th of his career. The 11 places him 10th in LSU history.

Individual Statistics

LSU

RUSHING	Att.	Gain	Lost	Net	TD	Long
Domanick Davis	17	89	2	87	0	10
L. Toefield	17	47	12	35	0	9
Marcus Randall	9	44	13	31	0	15
Shyrone Carey	1	0	2	-2	0	0
Rick Clausen	2	0	17	-17	0	0

PASSING	Att.	Comp	Int	Yds	TD	Long	Sacks
Marcus Randall	20	13	0	179	2	27	1
Rick Clausen	6	2	1	9	0	6	1
Blain Bech	1	0	0	0	0	0	0

RECEIVING	No.	Yds.	TD	Long
Michael Clayton	6	77	1	27
Jerel Myers	4	40	0	17
Domanick Davis	2	21	0	13
Reggie Robinson	1	24	0	24
Dev. Henderson	1	19	1	19
Skyler Green	1	7	0	7

PUNTING	No.	Yds.	Avg.	Long	I20
Donnie Jones	8	364	45.5	54	3

FIELD GOALS	Att.	Made	Long
none			

ALL RETURNS	Punts			Kickoffs			Intercepted		
	No.	Yds	LP	No.	Yds	LP	No.	Yds	LP
Domanick Davis	4	12	7	2	45	25	0	0	0
Dev. Henderson	0	0	0	1	16	16	0	0	0
Corey Webster	0	0	0	0	0	0	1	0	0
Dem. Hoofkin	0	0	0	0	0	0	1	45	45

Ole Miss

RUSHING	Att.	Gain	Lost	Net	TD	Long
Tremaine Turner	12	46	2	44	0	18
R. McClendon	6	15	4	11	0	6
Rick Razzano	3	9	0	9	0	6
Chris Collins	1	6	0	6	0	6
Mike Espy	1	6	0	6	0	6
Vashon Pearson	1	0	1	-1	0	0
Eli Manning	4	7	21	-14	0	7

PASSING	Att.	Comp	Int	Yds	TD	Long	Sacks
Eli Manning	38	19	2	218	1	26	2

RECEIVING	No.	Yds.	TD	Long
Chris Collins	5	39	0	9
Jason Armstead	2	45	0	26
Toward Sanford	2	27	0	18
Mike Espy	2	26	1	20
Eric Rice	2	23	0	13
Rick Razzano	2	22	0	16
Kerry Johnson	2	14	0	8
Taye Biddle	1	12	0	12
Bill Flowers	1	10	0	10

PUNTING	No.	Yds.	Avg.	Long
Cody Ridgeway	8	326	40.8	54

FIELD GOALS	Att.	Made	Long
Jonathan Nichols	2	2	39

ALL RETURNS	Punts			Kickoffs			Intercepted		
	No.	Yds	LP	No.	Yds	LP	No.	Yds	LP
Jason Armstead	2	12	15	3	39	17	0	0	0
Von Hutchins	0	0	0	0	0	0	1	1	1

Scoring Summary

Ole Miss	3	7	3	0	-13
LSU	0	7	0	7	-14

UM	8:22	1st	Jonathan Nichols	36 yd FG
UM	1:02	1st	Mike Espy	20 yd pass from Eli Manning (Nichols kick)
LSU	0:02	2nd	Devery Henderson	19 yd pass from Marcus Randall (John Corbello kick)
UM	9:08	3rd	Nichols	39 yd FG
LSU	6:34	4th	Michael Clayton	27 yd pass from Randall (Corbello kick)

Team Statistical Comparisons

CATEGORY	UM	LSU
FIRST DOWNS	16	19
RUSHING	4	9
PASSING	11	10
PENALTY	1	0
RUSHING ATTEMPTS	28	46
YARDS GAINED RUSHING	89	180
YARDS LOST RUSHING	28	46
NET YARDS RUSHING	61	134
NET YARDS PASSING	218	188
PASSES ATTEMPTED	38	27
PASSES COMPLETED	19	15
HAD INTERCEPTED	2	1
TOTAL OFFENSIVE PLAYS	66	73
TOTAL NET YARDS	279	322
AVERAGE GAIN PER PLAY	4.2	4.4
FUMBLES: NUMBER-LOST	1-1	5-3
PENALTIES/YARDS	1-10	2-25
INTERCEPTIONS/YARDS	1-1	2-45
NUMBER OF PUNTS-YARDS	8-326	8-364
AVERAGE PER PUNT	40.8	45.5
PUNT RETURNS/YARDS	2-12	4-12
KICKOFF RETURNS/YARDS	3-39	3-61
POSSESSION TIME	27:02	32:58
THIRD-DOWN CONVERSIONS	5 of 16	6 of 17
SACKS BY	2-16	2-17




#17 LSU 20

Arkansas 21



F



November 29
War Memorial Stadium
Little Rock, Ark.
55,553

What they said...

"We came up here with the idea we were going to have to play hard and play with toughness, but we were also going to have to play smart, and we didn't play smart the last 36 seconds. I really feel bad for our team. I'm really proud of this team for the way it competed and the adversity we've overcome. I feel terrible for them. I wish there was something I could do as a coach to help them."

- LSU HEAD COACH NICK SABAN

"The last two or three series, we felt the urgency to score. We knew that anything could happen. We didn't capitalize when we should have and let them hang around. It's a hard loss, thinking we had the game won and then to lose it in the final minute. We know all about a last-second win."

- LSU QB MARCUS RANDALL

"Mentally we have to keep going. We get to play with the seniors one more time in the bowl game. We've got to take that game and roll with it for next year."

- LSU WR MICHAEL CLAYTON



Wide receiver Skyler Green scored his first career touchdown on a 67-yard reception.

HOGS WIN WITH LAST MINUTE DRIVE

Matt Jones connected with Decori Birmingham on a 30-yard TD pass with nine seconds left as the Razorbacks overcame a 10-point fourth quarter deficit to beat LSU, 21-20. LSU appeared to have iced the game with a 29-yard field goal by **John Corbello** with 40 seconds left, however the Razorbacks went 81 yards in 31 seconds, keyed by a 50-yard pass from Jones to Richard Smith, to record the come-from-behind win. LSU dominated the first half, leading 10-0 at halftime on a 67-yard **Marcus Randall**-to-**Skyler Green** pass followed by a 49-

yard field goal by Corbello at the half-time buzzer. Arkansas pulled to within 10-7 on a 1-yard run by Mark Pierce before LSU stretched the margin to 17-7 on a 5-yard run by Randall late in third quarter. Fred Talley pulled the Razorbacks to within 17-14 on a 56-yard run midway through the fourth quarter. Randall completed 14-of-25 passes for 203 yards and a TD for the Tigers, while **Domanick Davis** rushed for 67 yards. Jones completed only 4 of 16 passes for the Razorbacks, with two coming on their final possession of the game.

Notes on the Game

- Skyler Green's 67-yard first-quarter touchdown was the first of his career and came on only his second career reception. He is the only true freshman to score for LSU this year.
- The 67-yard touchdown was the longest touchdown for LSU since Devery Henderson's 75-yard touchdown on the final play of the Kentucky game.
- Corey Webster intercepted his seventh pass of the year, which ties him for third in school history for most interceptions in a season. Last year as a wide receiver, Corey Webster had seven catches for 74 yards and no touchdowns. This year as a defensive back, he has seven interceptions for 75 yards and one touchdown.
- John Corbello kicked a 49-yard field goal to end the first half. It tied his career high set against Kentucky earlier this year and Tennessee in last season's SEC Championship game.
- On his 11-yard kickoff return in the third quarter, Domanick Davis took over the SEC career kick return (punts and kickoffs) record. He passed Tony James (Mississippi State, 1989-92).
- Domanick Davis moved into third in LSU history for most all-purpose yards in a season. He finished the game with 1,904 yards this year. Davis' 1,904 all-purpose yards this season rank sixth in SEC history. He started the day 13th. With seven punt return yards, Davis moved into sixth place for most punt return yards in SEC single-season history.
- John Corbello tied Rex Robinson (Georgia, 1977-80) for 16th place in SEC history for career points scored with 269. Corbello's two field goals gave him 15 for the year, the most by an LSU player since Pedro Suarez had 15 (17 attempts) in 1990.

Individual Statistics

LSU

RUSHING	No	Gain	Loss	Net	TD	Lg	Avg
Domanick Davis	14	71	4	67	0	12	4.8
L. Toefield	14	32	4	28	0	7	2.0
Marcus Randall	10	42	16	26	1	9	2.6
Skyler Green	2	17	0	17	0	14	8.5
Shyrone Carey	2	3	0	3	0	2	1.5
Joseph Addai	1	2	0	2	0	2	2.0
S. Peterman	0	7	0	7	0	0	0.0

PASSING	Att-Cmp-Int	Yds	TD	Long	Sck
Marcus Randall	25-14-0	203	1	67	2

RECEIVING	No.	Yds	TD	Long
Michael Clayton	7	89	0	48
Skyler Green	3	92	1	67
Jerel Myers	2	7	0	4
Shyrone Carey	1	9	0	9
Eric Edwards	1	6	0	6

PUNTING	No.	Yds	Avg	Long	I20
Donnie Jones	5	209	41.8	47	2

FIELD GOALS	Att	Made	Long
John Corbello	2	2	49

ALL RETURNS	Punts			Kickoffs			Intercepted		
	No.	Yds	LP	No.	Yds	LP	No.	Yds	LP
Shyrone Carey	0	0	0	2	30	19	0	0	0
Corey Webster	0	0	0	0	0	0	1	0	0
Domanick Davis	1	7	7	1	11	11	0	0	0

Arkansas

RUSHING	No	Gain	Loss	Net	TD	Lg	Avg
Fred Talley	15	121	3	118	1	56	7.9
Mark Pierce	7	41	0	41	1	20	5.9
D. Howard	13	41	1	40	0	8	3.1
Matt Jones	11	46	11	35	0	15	3.2
Cedric Cobbs	2	11	0	11	0	6	5.5

PASSING	Att-Cmp-Int	Yds	TD	Long	Sck
Matt Jones	16-4-1	127	1	50	1

RECEIVING	No.	Yds	TD	Long
Richard Smith	2	61	0	50
George Wilson	1	35	0	35
D. Birmingham	1	31	1	31

PUNTING	No.	Yds	Avg	Long	I20
Richie Butler	6	221	36.8	51	2

FIELD GOALS	Att	Made	Long
none			

ALL RETURNS	Punts			Kickoffs			Intercept		
	No	Yds	Lg	No	Yds	Lg	No	Yds	Lg
D. Birmingham	3	24	12	1	18	18	0	0	0
Cedric Cobbs	0	0	0	1	11	11	0	0	0

Scoring Summary

LSU	7	3	7	3	-20
Arkansas	0	0	7	14	-21

LSU	6:44	1st	Skyler Green 67 pass from Marcus Randall (John Corbello kick)
LSU	0:00	2nd	Corbello 49 FG
ARK	8:37	3rd	Mark Pierce 1 run (Carlton kick)
LSU	5:34	3rd	Randall 5 run (Corbello kick)
ARK	6:33	4th	Fred Talley 56 run (Carlton kick)
LSU	0:40	4th	Corbello 29 FG
ARK	0:09	4th	Decori Birmingham 31 pass from Matt Jones (Carlton kick)

Team Statistical Comparisons

CATEGORY	LSU	ARK
FIRST DOWNS	20	19
RUSHING	10	13
PASSING	8	4
PENALTY	2	2
RUSHING ATTEMPTS	43	48
YARDS GAINED RUSHING	174	260
YARDS LOST RUSHING	24	15
NET YARDS RUSHING	150	245
NET YARDS PASSING	203	127
PASSES ATTEMPTED	25	16
PASSES COMPLETED	14	4
HAD INTERCEPTED	0	1
TOTAL OFFENSIVE PLAYS	68	64
TOTAL NET YARDS	353	372
AVERAGE GAIN PER PLAY	5.2	5.8
FUMBLES: NUMBER-LOST	3-1	0-0
PENALTIES: NUMBER-YARDS	7-47	8-66
INTERCEPTIONS: NUMBER-YARDS	1-0	0-0
NUMBER OF PUNTS-YARDS	5-209	6-221
AVERAGE PER PUNT	41.8	36.8
PUNT RETURNS: NUMBER-YARDS	1-7	3-24
KICKOFF RETURNS: NUMBER-YARDS	3-41	2-29
POSSESSION TIME	30:56	28:55
THIRD-DOWN CONVERSIONS	9 of 17	4 of 14
SACKS BY: NUMBER-YARDS	1-9	2-16

2003 Cotton Bowl



#25 LSU	20
#9 Texas	35
FOX	F



January 1
Cotton Bowl
Dallas, Texas
70,817

What they said...

"I was really proud of our players. They played hard; they played with a lot of toughness. I am really proud of our players representing LSU, LSU's football program, themselves and their families on this trip. I had a little bit of a tough time in the locker room. We have a real good senior bunch. They've really done a lot for this program in three years. They are some good character people. They've played a lot of good football here. It's going to be the hardest bunch for me to let go."

- LSU HEAD COACH NICK SABAN

"We set the foundation for the guys that have been here for four and five years. We're trying to bring that winning tradition to LSU, a nationally recognized team. Coming into the game all we wanted to do was to play for 60 minutes and not give up. If we played hard the intangibles would take care of themselves. Ultimately you try to win every game but one team has to win and one team has to lose."

- LSU LB BRADIE JAMES



Domanick Davis gained 206 all-purpose yards in the 2003 Cotton Bowl.

TEXAS USES BIG PLAYS TO DOWN LSU

Scoring plays of 51 and 39 yards by Roy Williams and a 46-yard fumble return for another score propelled ninth-ranked Texas to a 35-20 win over LSU in the Cotton Bowl.

LSU jumped on the Longhorns early, taking a 10-7 advantage after the first quarter. LSU stretched the margin to 17-7 early in the second quarter on a 10-yard run by **Domanick Davis**. From there it was all Texas as the Longhorns responded with 21 unan-

swered points over the next two quarters to take a 28-17 advantage on a 39-yard run by Williams. The Longhorns increased the margin to 35-17 early in the fourth quarter before the Tigers added a late field goal for the final margin. LSU out-gained Texas 441 to 382 for the contest, but three Tiger turnovers proved to be the difference in the contest as the Longhorns scored points off of the miscues.

Notes on the Game

- WR Michael Clayton extended his consecutive games with a reception to 26 (every game of his career) with his first catch of the game early in the first quarter.
- RB Domanick Davis' five-yard rush on the opening drive of the game gave him 2,000 rushing yards in his career, making him the 10th player in school history to have at least 2,000 career yards.
- WR/SS Michael Clayton made his first collegiate appearance on the defensive side of the ball on the third-down play on Texas' first series of the game. He played as a defensive back in the nickel situation.
- RB LaBrandon Toefield's first-quarter touchdown reception, a 20-yard pass from Marcus Randall, was the first receiving touchdown of his career.
- QB Marcus Randall's 76-yard run in the second quarter was his career long and was the longest play from scrimmage for the Tigers this season. That run was also the longest by a quarterback in LSU's modern era (since 1937). Randall broke Herb Tyler's previous record of 72 against Ole Miss in 1997.
- LB Bradie James' tackle late in the second quarter was the fourth of the game, giving him 151 tackles this season, breaking LSU's single season records of 150 held by Al Richardson set in 1981.
- RB Domanick Davis gained 206 all-purpose yards in the game, giving him 2,120 for the season, breaking the LSU single-season record previous held by Kevin Faulk with 2,109 all-purpose yards in 1998.
- The LSU offense set a Cotton Bowl record with 95 plays. The previous mark of 94 was set in 1990 by Arkansas.

Individual Statistics

LSU

RUSHING	Att.	Gain	Lost	Net	TD	Long
Domanick Davis	13	92	7	85	1	44
Marcus Randall	11	109	31	78	0	76
L. Toefield	22	73	6	67	0	13
Skyler Green	1	11	0	11	0	11
Joseph Addai	1	5	0	5	0	5
Bradie James	1	2	0	2	0	2

PASSING	Att.	Comp	Int	Yds	TD	Long	Sacks
Marcus Randall	45	19	1	193	1	27	1
Jerel Myers	1	0	0	0	0	0	0

RECEIVING	No.	Yds.	TD	Long
Michael Clayton	6	88	0	24
Jerel Myers	4	16	0	8
Domanick Davis	3	31	0	27
Skyler Green	3	24	0	13
Joseph Addai	2	14	0	10
L. Toefield	1	20	1	20

PUNTING	No.	Yds.	Avg.	Long	I20
Donnie Jones	4	195	48.8	65	1

FIELD GOALS	Att.	Made	Long
John Corbello	3	2	39

ALL RETURNS	Punts			Kickoffs			Intercepted		
	No.	Yds	LP	No.	Yds	LP	No.	Yds	LP
Domanick Davis	1	0	0	4	90	25	0	0	0
Marcus Spears	0	0	0	0	0	0	1	11	11
Shyrone Carey	1	0	0	1	19	19	0	0	0

Texas

RUSHING	Att.	Gain	Lost	Net	TD	Long
Selvin Young	11	57	8	49	0	16
Cedric Benson	12	51	5	46	1	17
Roy Williams	1	39	0	39	1	39
Tony Jeffrey	1	6	0	6	0	6
Team	2	0	6	-6	0	0
Chris Simms	5	11	32	-21	0	7

PASSING	Att.	Comp	Int	Yds	TD	Long	Sacks
Chris Simms	28	15	1	269	2	75	1

RECEIVING	No.	Yds.	TD	Long
Roy Williams	4	142	1	75
David Thomas	4	59	0	23
Ivan Williams	2	30	1	22
Cedric Benson	2	29	0	33
Sloan Thomas	1	8	0	8
B.J. Johnson	1	2	0	2
Brett Robin	1	-1	0	1

PUNTING	No.	Yds.	Avg.	Long	I20
Brian Bradford	7	261	37.3	60	-

FIELD GOALS	Att.	Made	Long
Dusty Mangum	2	0	

ALL RETURNS	Punts			Kickoffs			Intercepted		
	No.	Yds	LP	No.	Yds	LP	No.	Yds	LP
Ivan Williams	0	0	0	1	14	14	0	0	0
Nathan Vasher	1	14	14	0	0	0	0	0	0
Derrick Johnson	0	0	0	0	0	0	1	23	23
Selvin Young	0	0	0	3	63	25	0	0	0

Scoring Summary

LSU	10	7	0	3	-20
Texas	7	14	7	7	-35

LSU	10:44	1st	John Corbello 26 FG
UT	3:49	1st	Lee Jackson 46 fumble recovery (Dusty Mangum kick)
LSU	0:04	1st	LaBrandon Toefield 20 pass from Marcus Randall (Corbello kick)
LSU	12:04	2nd	Domanick Davis 10 run (Corbello kick)
UT	11:24	2nd	Roy Williams 51 pass from Chris Simms (Mangum kick)
UT	3:11	2nd	Cedric Benson 1 run (Mangum kick)
UT	4:08	3rd	R.Williams 39 run (Mangum kick)
UT	9:58	4th	Ivan Williams 8 pass from Simms (Mangum kick)
LSU	7:41	4th	Corbello 39 FG

Team Statistical Comparisons

CATEGORY	LSU	UT
FIRST DOWNS	25	15
RUSHING	12	6
PASSING	10	9
PENALTY	3	0
RUSHING ATTEMPTS	49	32
YARDS GAINED RUSHING	292	164
YARDS LOST RUSHING	44	51
NET YARDS RUSHING	248	113
NET YARDS PASSING	193	269
PASSES ATTEMPTED	46	28
PASSES COMPLETED	19	15
HAD INTERCEPTED	1	1
TOTAL OFFENSIVE PLAYS	95	60
TOTAL NET YARDS	441	382
AVERAGE GAIN PER PLAY	4.6	6.4
FUMBLES/LOST	3-2	0-0
PENALTIES/YARDS	4-28	6-60
INTERCEPTIONS/YARDS	1-11	1-23
PUNTS/YARDS	4-195	7-261
AVERAGE PER PUNT	48.8	37.3
PUNT RETURNS/YARDS	1-0	1-14
KICKOFF RETURNS/YARDS	5-109	4-77
POSSESSION TIME	36:51	23:09
THIRD-DOWN CONVERSIONS	5 of 21	2 of 12
SACKS BY	3-32	1-18