



In November of 2016 the Rice baseball program made a historic educational and cultural trip to Cuba.

2017 Rice Baseball Fact Book

Owls In Cuba

Photos from 2016 Tour 2-5

MEDIA INFORMATION

Quick Facts 6-7

Roster 8

Roster Breakdowns 9

2016 Schedule 10

Covering The Owls 11

Reckling Park 12-13, 25 & 53

2017 OPPONENTS' INFO.

Opponents 14-15

C-USA Championship 16

C-USA Composite Schedule 16-19

MEET THE OWLS

Scholar-Athlete Profiles 20

C-USA Coaches Preseason Poll 33

20-Straight Titles List 34

Rice Baseball Since 1999 40

What's Your College? 43

Rice Draft Dodgers 49

Head Coach Wayne Graham 62

Coaches & Support Staff 76-81

2016 IN REVIEW

2016 Results 82

2016 Statistics 83-84

C-USA Season In Review 85-86

RICE BASEBALL HISTORY

Year-By-Year With Rice Baseball 87

Rice Team Records 94

Rice Individual Records 102

All-Time Lettermen 110

Honors and Awards 117

The 2003 National Championship 123

Pipeline To The Pros 126

Rice University is committed to affirmative action and equal opportunity in education and employment. Rice does not discriminate on the basis of race, color, religion, gender, sexual orientation, national or ethnic origin, age, disability or veteran status.



Capital Idea!

In August, 2016, the Rice baseball program formally announced it would be making a historic educational and cultural trip to Cuba in November - which would also include exhibition games against Cuban professional teams. The central government building in Havana (above) resembles the U.S. Capitol in Washington D.C. It was being restored when the Owls were there.



Classic Cars

It's true. The streets in Havana are filled with classic American cars from the 1950s, and many cars that are even older than that. All of the vintage cars seem to run just fine, and are so abundant that you don't even notice the oddity of 'stepping back in time' after a couple of days.



Thanksgiving Day, 2016

The Owls had a memorable first full day on the tour, which also happened to be Thanksgiving Day back home. Rice baseball was given the rare honor of being allowed to train at the gem of Cuban baseball, **Estadio Latinoamericano** in Havana. The 50,000-seat stadium serves as the home for the Cuban national team.



International Baseball Summit Talks

The director of the Cuban Baseball Federation, **Jesus Barosa**, personally addressed the team. With translation provided by Rice's own **Dr. Luis Duno-Gottberg**, Señor Barosa provided a fascinating insight to the role baseball plays for the entire nation.



Game Day!

Rice played its first (and as it turned out, only) game of the tour in the city of Artemisa, some 50 miles southwest of Havana. The young fan on the left (with his stars-and-stripes hat) was anxious to see the visiting American team. No matter where you go in Cuba, portraits of the country's 'No. 1 baseball fan' were everywhere.



Victoria para los Búhos

On Nov. 25 Rice was sensational in claiming a 4-0 shutout victory at Cuban League foe Artemisa. The home team simply had no answer for the Owls' (or "los Buhos") pitching tandem of **Dane Myers** and **Addison Moss**. The Cazadores had a high level of professional sportsmanship, and learned to make the Rice wings after the game.



Boom!

Rice's remaining exhibition games on the tour were cancelled after the death of longtime leader Fidel Castro. The Owls' cultural and educational part of the trip, however, was strong as ever. The team made its scheduled visits to sights and landmarks, such as the National Museum of the Revolution.



Fungo in Ernest Hemmingway's Front Yard

American author Ernest Hemmingway is required reading in a lot of U.S. classrooms, but the Owls got to hang out at his house! On a trip to the Hemmingway Museum just outside of Havana, the players learned there is a homemade baseball diamond right on the lawn. A number of the Owls joined an improvised fungo game with the museum's groundskeepers.



Shep Vs. Shark

While the team was touring Havana, assistant coach **Scott Shepperd** trekked south and went fishing in the Bay of Pigs. The Texas native's goal was to land a bonefish. He not only did that, but he also caught a lemon shark (*negaprion brevirostris*). Hemmingway would have been proud.

Cuba tour photos by **David Ruth** and **John Sullivan**.



A Class In Contemporary Dance

To be honest the Owls had some reservations when they learned they would be attending a performance of, and then participating in, a contemporary dance class. By the end of the session with **Compañía Rosario Cárdenas**, however, the players were all-in! A spirited competition between different Owl groups was one of the most enjoyable parts of the entire tour.



All Good Things

(Above) As the tour headed south to the city of Cienfuegos, almost the entire Owl travel party turned into 'cell phone paparazzi' to highlight this bride's big day - and provide a unique wedding day story she'll tell for a long time. (Right) The Owls closed out the tour at the Paradisus Varadero resort, but also made time to finish up their semester-long Cuba Class assignments.



GENERAL INFORMATION

Name:	Rice University
Location:	Houston, Texas
Enrollment:	6,628
Founded:	1891 (first classes in 1912)
President:	David W. Leebron
Faculty Representative:	Dr. Rob Griffin
Affiliation:	NCAA Division I
Nickname:	Owls
Mascot:	Sammy the Owl
Colors:	Blue and Gray
Conference:	Conference USA

ATHLETICS ADMINISTRATION

Athletics Director:	Joe Karlgaard
Deputy Athletics Director:	Rick Mello
Senior Staff:	Bryan Blair (Sport Admin. & Compliance)
	Simon Dover (Chief Financial Officer)
	Tanner Gardner (Chief Revenue Officer)
	Stacy Mosely (Senior Woman Admin.)
	Josh Thiel (Development)
	Tina Villard (Recreation)

BASEBALL PERSONNEL

Head Coach:	Wayne Graham
Alma Mater:	Texas, 1970
Record at Rice:	1,114-466, .705 (25 seasons)
Collegiate Record:	1,689-579, .745 (36 seasons)
Asst. Coach:	Clay Van Hook (Texas, 2008; 6th year)
Office Phone:	713-348-8859
Asst. Coach:	John Pope (Rice, 1990; 1st year)
Office Phone:	713-348-8859
Volunteer Coach:	Scott Shepperd (Concordia, 2007; 5th year)
Office Phone:	713-348-8863
Director of Baseball Operations:	Daniel Watson
Office Phone:	713-348-8864
E-mail:	dkw1@rice.edu
Athletic Trainer:	Adrian Ramon, MS, ATC, LAT
Student Managers:	Michael Kidd, Ryan Carlson

HOME BASEBALL VENUE

Stadium (year opened):	Reckling Park (2000)
Capacity:	6,193
Dimensions:	330, 375, 400, 375, 330
Pressbox Phone:	713-348-4931

RICE ATHLETIC NEWS BUREAU

Assistant AD/Media Relations:	Chuck Pool
Asst. SID/Baseball Contact:	John Sullivan
Sullivan's office phone:	713-348-5636
cell phone:	832-250-9000
e-mail:	jsully@rice.edu
Assistant SID:	Tim Andrzejewski
Assistant SID:	Kenny Bybee
SID Fax:	713-348-6019

SOCIAL MEDIA

Athletics Web site:	www.RiceOwls.com
Baseball Facebook:	Facebook.com/RiceUniversityBaseball
Baseball Twitter:	@RiceOwlsBaseball
Athletics Facebook:	Facebook.com/RiceAthletics
Athletics Twitter:	@RiceAthletics
University Facebook:	Facebook.com/RiceUniversity
University Twitter:	@RiceUniversity

2017 TEAM INFORMATION

Letterwinners Returning/Lost:	23 / 6
2016 Starting Position Players Returning/Lost:	7 / 3
Total Pitchers Returning/Lost:	12 / 3
Newcomers:	12

2016 RECAP

Overall Record:	38-24
Home Record:	21-9
Road Record:	12-10
Neutral Record:	5-5
C-USA Regular Season (place):	19-10 (fourth)
C-USA Championship:	3-2 (2nd)
NCAA Postseason: Baton Rouge Regional (3-2, 2nd)	
Final Official NCAA RPI:	24th
Final Rankings:	20th (<i>D1Baseball</i>)
	26th (<i>NCBWA</i>)
	30th (<i>Collegiate Baseball</i>)
	RV (<i>USA Today/ESPN</i>)
	N.R. (<i>Baseball America</i>)
	N.R. (<i>PerfectGame.org</i>)

POSTSEASON INFORMATION

College World Series Appearances:	7
1997:	0-2
1999:	1-2
2002:	0-2
2003:	5-1 (National Champions)
2006:	2-2
2007:	2-2
2008:	0-2
CWS Record:	10-13
NCAA Regional Appearances:	22
(1995, 96, 97, 98, 99, 00, 01, 02, 03, 04, 05, 06, 07, 08, 09, 10, 11, 12, 13, 14, 15, 16)	
Super Regional Appearances:	10
(1999, 01, 02, 03, 05, 06, 07, 08, 09, 13)	
Conference Championships:	20
C-USA: 2006, 07, 08, 09 (tourn.), 10, 11, 12, 13, 14, 15	
WAC: 1997, 98, 99, 2000, 01, 02, 03, 04, 05	
SWC: 1996 (tourn.)	

for a closer look at Rice's championships, please see page 30

OVERNIGHT SHIPPING ADDRESS

Rice University Athletics
6100 Main St., MS 548
Houston, TX 77005

ATHLETICS MAILING ADDRESS

Rice University Athletics
PO Box 1892, MS 548
Houston, TX 77251-1892

2017 Rice Baseball Numerical Roster

No.	Name, position	B/T	Ht	Wt	Cl-Exp	Hometown/Previous School	No.	Name, position	B/T	Ht	Wt	Cl-Exp	Hometown/Previous School
1	Cody Staab, <i>of</i>	L-L	5-10	170	So./1L	College Station (College Station H.S.)	26	Garrett Gayle, <i>p</i>	R-R	6-1	180	Fr./HS	Cypress (Cy Woods H.S.)
2	Tristan Gray, <i>if</i>	L-R	6-3	185	Jr./2L	Houston (Elkins H.S.)	27	Andrew Dunlap, <i>dh</i>	R-R	5-11	215	Jr./1L	Houston (Westbury Christian H.S.)
3	Chace Sarchet, <i>of</i>	L/R	6-3	210	Jr./Tr.	Lubbock (Weatherford/Frenship H.S.)	28	Kendal Jefferies, <i>if/p</i>	R-R	5-11	180	So./1L	Spring (Klein H.S.)
4	Robbie Lammons, <i>c</i>	R-R	5-7	165	So./Tr.	Conroe (Howard College/Spring H.S.)	29	Roel Garcia, <i>p</i>	R-R	6-4	220	Fr./HS	Deer Park (Deer Park H.S.)
5	Charlie Warren, <i>of</i>	L-R	6-2	200	Sr./3L	The Woodlands (The Woodlands H.S.)	30	Ben Schragger, <i>p</i>	R-R	5-11	190	So./1L	Titusville, N.J. (Hopewell Valley H.S.)
6	Ryan Chandler, <i>of</i>	L-R	5-9	170	Jr./2L	Houston (Strake Jesuit College Prep)	31	Nick Silber, <i>p</i>	R-R	6-4	195	Fr./HS	New York, NY (The Lawrenceville School)
7	Dominic DiCaprio, <i>c</i>	R-R	6-0	200	So./1L	Coral Springs, Fla. (Stoneman Douglas HS)	32	Brad Gneiting, <i>if/of</i>	L-R	6-0	175	Fr./HS	North Richland Hills (Keller H.S.)
8	Ford Proctor, <i>if</i>	L-R	6-1	190	So./1L	Beaumont (Kelly H.S.)	33	Darryn Sheppard, <i>of/if</i>	R-R	6-2	210	GS/Tr.	Spring (Baylor Univ./Dulles H.S.)
9	Dayne Wunderlich, <i>of</i>	R-R	6-0	195	Sr./3L	Brenham (Brenham H.S.)	34	Jackson Parthasarathy, <i>p</i>	R-R	6-3	200	So./1L	Austin (Lake Travis H.S.)
10	Dane Myers, <i>if/p</i>	R-R	6-2	205	Jr./2L	Katy (Taylor H.S.)	35	Zach Esquivel, <i>p</i>	R-R	5-10	179	So./1L	League City (Clear Creek H.S.)
12	Brent Schwarz, <i>p</i>	R-R	6-3	215	So./1L	Boerne (Aurora, Colorado Regis Jesuit)	36	Addison Moss, <i>p/if</i>	R-R	6-1	170	Fr./HS	Spring (Oak Ridge H.S.)
13	Nick Orewiler, <i>p</i>	R-R	6-3	185	Jr./1L	Galveston (Ball H.S.)	39	Nick Tanner, <i>c</i>	R-R	6-0	190	Fr./HS	Houston (Strake Jesuit College Prep)
15	Chad Tatum, <i>if</i>	R-R	6-0	185	Jr./2L	San Antonio (Antonion College Prep)	40	Matt Canterino, <i>p</i>	R-R	6-2	205	Fr./HS	Southlake (Carrol H.S.)
16	MacKenzie Mueller, <i>of/p</i>	R/L	6-3	205	Fr./HS	Abilene (Wylie H.S.)	42	Willy Amador, <i>p</i>	R-R	6-0	198	Jr./2L	Bryan (Bryan H.S.)
17	Glenn Otto, <i>p</i>	R-R	6-5	240	Jr./2L	Spring (Concordia Lutheran H.S.)	44	Khevin Brewer, <i>of</i>	R-R	6-1	215	Jr./1L	Richmond (Travis H.S.)
21	Josh Pettitte, <i>p</i>	R-R	6-2	195	Sr./1L	Houston (Deer Park H.S.)							
22	Zach Wright, <i>p</i>	R-R	6-3	180	Fr./HS	Alvin (Alvin H.S.)							
23	Evan Kravetz, <i>p</i>	L-L	6-8	250	So./1L	Miami, Fla. (Gulliver Preparatory)							
24	Ricardo Salinas, <i>p</i>	R-R	6-1	200	Jr./2L	Houston (Northshore H.S.)							
25	Brandt Frazier, <i>c</i>	R-R	5-11	185	Jr./1L	Houston (Lamar H.S.)							

Head Coach: 37 Wayne Graham (Texas, 1970; 26th season at Rice)

Assistant Coach: 19 Clay Van Hook (Texas, 2008; sixth season)

Assistant Coach: 20 John Pope (Rice, 1990; first season)

Volunteer Coach: 18 Scott Shepperd (Concordia, 2006; fifth season)

Roster Breakdowns

ALPHABETICAL

Willy Amador, p	Nick Orewiler, p
Khevin Brewer, of	Glenn Otto, p
Matt Canterino, p	Jackson Parthasarathy, p
Ryan Chandler, of	Josh Pettitte, p
Dominic DiCaprio, c	Ford Proctor, if
Andrew Dunlap, dh	Ricardo Salinas, p
Zach Esquivel, p	Chace Sarchet, of
Brandt Frazier, c	Ben Schragger, p
Roel Garcia, p	Brent Schwarz, p
Garrett Gayle, p	Darryn Sheppard, of/if
Brad Gneiting, of	Nick Silber, p
Tristan Gray, if	Cody Staab, of
Kendal Jefferies, if/p	Nick Tanner, c
Evan Kravetz, p	Chad Tatum, if
Robbie Lammons, c	Charlie Warren, of
Addison Moss, p/if	Zach Wright, p
MacKenzie Mueller, of/p	Dayne Wunderlich, of
Dane Myers, if/p	

CLASS

Grad Student

Darryn Sheppard

Seniors

Josh Pettitte
Charlie Warren
Dayne Wunderlich

Juniors

Willy Amador
Khevin Brewer
Ryan Chandler
Andrew Dunlap
Brandt Frazier
Tristan Gray
Dane Myers
Nick Orewiler
Glenn Otto
Ricardo Salinas
Chace Sarchet
Chad Tatum

Sophomores

Dominic DiCaprio
Zach Esquivel
Kendal Jefferies
Evan Kravetz
Robbie Lammons
Jackson Parthasarathy
Ford Proctor
Ben Schragger
Brent Schwarz
Cody Staab

Freshmen

Matt Canterino
Roel Garcia
Garrett Gayle
Brad Gneiting
Addison Moss
MacKenzie Mueller
Nick Silber
Nick Tanner
Zach Wright

POSITIONS

Catchers

Dominic DiCaprio
Brandt Frazier
Robbie Lammons (if)
Nick Tanner

Infielders

Brad Gneiting (of)
Tristan Gray
Kendal Jefferies (p)
Addison Moss (p)
Dane Myers (p)
Ford Proctor
Darryn Sheppard (of)
Chad Tatum

Outfielders

Khevin Brewer
Ryan Chandler
MacKenzie Mueller (p)
Chace Sarchet
Darryn Sheppard (if)
Cody Staab
Charlie Warren
Dayne Wunderlich

Pitchers

L - Evan Kravetz
MacKenzie Mueller (of)

R - Willy Amador

Matt Canterino
Zach Esquivel
Roel Garcia
Garrett Gayle
Kendal Jefferies (if)
Addison Moss (if)
Dane Myers (if)
Nick Orewiler
Glenn Otto
Jackson Parthasarathy
Josh Pettitte
Ricardo Salinas
Ben Schragger
Brent Schwarz
Nick Silber
Zach Wright

Designated Hitter

Andrew Dunlap

PRONUNCIATION GUIDE

Amador	<i>AHM-ah-dor</i>
Khevin	<i>KEY-vin</i>
DiCaprio	<i>(like the actor)</i>
Gneiting	<i>KNIGHT-ing</i>
Mueller	<i>MULE-ler</i>
Orewiler	<i>OR-whyler</i>
Parthasarathy	<i>PARTH-ah-sarth-ee</i>
Sarchet	<i>SAR-shey</i>
Schragger	<i>SHRAY-grrr</i>
Wunderlich	<i>Wonder-lick</i>

2017 Rice Baseball Schedule

February

17	Fri.	Texas	Austin	TBA
18	Sat.	Texas (game one DH)	Austin	TBA
18	Sat.	Texas (game two DH)	Austin	TBA
19	Sun.	Texas	Austin	TBA
21	Tue.	Dallas Baptist	Reckling Park	6:30 pm
24	Fri.	Southeastern Louisiana	Reckling Park	6:30 pm
25	Sat.	Southeastern Louisiana	Reckling Park	2 pm
26	Sun.	Southeastern Louisiana	Reckling Park	1 pm

March

3	Fri.	Pepperdine	Reckling Park	6:30 pm
4	Sat.	Pepperdine	Reckling Park	2 pm
5	Sun.	Pepperdine	Reckling Park	1 pm
7	Tue.	Lamar	Beaumont	6:30 pm
9	Thur.	Stanford	Reckling Park	6:30 pm
10	Fri.	Stanford	Reckling Park	6:30 pm
11	Sat.	Stanford	Reckling Park	2 pm
12	Sun.	Stanford	Reckling Park	1 pm
14	Tue.	Sam Houston State	Reckling Park	6:30 pm
15	Wed.	Texas State	San Marcos	6 pm
17	Fri.	Old Dominion ^(C-USA)	Norfolk, Va.	5 pm
18	Sat.	Old Dominion ^(C-USA)	Norfolk, Va.	2 pm
19	Sun.	Old Dominion ^(C-USA)	Norfolk, Va.	10 am

21	Tue.	Texas A&M	College Station	6:35 pm
24	Fri.	FIU ^(C-USA)	Reckling Park	6:30 pm
25	Sat.	FIU ^(C-USA)	Reckling Park	2 pm
26	Sun.	FIU ^(C-USA)	Reckling Park	1 pm
28	Tue.	Sam Houston State	Huntsville	6:30 pm
31	Fri.	Florida Atlantic ^(C-USA)	Boca Raton, Fla.	5:30 pm

April

1	Sat.	Florida Atlantic ^(C-USA)	Boca Raton, Fla.	3 pm
2	Sun.	Florida Atlantic ^(C-USA)	Boca Raton, Fla.	11 am
4	Tue.	Houston	Houston	6:30 pm
7	Fri.	Louisiana Tech ^(C-USA)	Reckling Park	6:30 pm
8	Sat.	Louisiana Tech ^(C-USA)	Reckling Park	2 pm
9	Sun.	Louisiana Tech ^(C-USA)	Reckling Park	1 pm
11	Tue.	Houston	Reckling Park	6:30 pm
14	Fri.	Southern Miss ^(C-USA)	Reckling Park	6:30 pm
15	Sat.	Southern Miss ^(C-USA)	Reckling Park	2 pm
16	Sun.	Southern Miss ^(C-USA)	Reckling Park	1 pm
21	Fri.	Western Kentucky ^(C-USA)	Bowling Green, Ky.	5 pm
22	Sat.	Western Kentucky ^(C-USA)	Bowling Green, Ky.	1 pm
23	Sun.	Western Kentucky ^(C-USA)	Bowling Green, Ky.	12 pm
28	Fri.	UTSA ^(C-USA)	Reckling Park	6:30 pm
29	Sat.	UTSA ^(C-USA)	Reckling Park	2 pm
30	Sun.	UTSA ^(C-USA)	Reckling Park	1 pm

May

3	Wed.	Lamar	Reckling Park	6:30 pm
5	Fri.	Charlotte ^(C-USA)	Charlotte, N.C.	4 pm
6	Sat.	Charlotte ^(C-USA)	Charlotte, N.C.	1 pm
7	Sun.	Charlotte ^(C-USA)	Charlotte, N.C.	12 pm
9	Tue.	Houston	Constellation Field	TBA
12	Fri.	Middle Tennessee ^(C-USA)	Reckling Park	6:30 pm
13	Sat.	Middle Tennessee ^(C-USA)	Reckling Park	2 pm
14	Sun.	Middle Tennessee ^(C-USA)	Reckling Park	1 pm
16	Tue.	Texas State	Reckling Park	6:30 pm
18	Thur.	UAB ^(C-USA)	Birmingham, Ala.	6:30 pm
19	Fri.	UAB ^(C-USA)	Birmingham, Ala.	6:30 pm
20	Sat.	UAB ^(C-USA)	Birmingham, Ala.	1 pm
24-27	W-S	C-USA Tournament	Biloxi, Miss.	TBA
28	Sun.	C-USA Championship ^(TV)	Biloxi, Miss.	1 pm

June

2-5	NCAA Regionals	TBA	TBA
9-12	NCAA Super Regionals	TBA	TBA
17-28	College World Series	Omaha, Neb.	TBA

(C-USA) - denotes Conference USA league games;

TV - denotes televised game;

% - 2014 C-USA Championship Tournament games

Covering The Owls

The *Rice Baseball Fact Book* may assist members of the media as a reference tool for the 2017 season, as well as for the history of the program.

Assistant sports information director John Sullivan serves as the day-to-day contact for the baseball program and can be reached by phone at (713) 348-5636 (office) or (832) 250-9000 (cell). Additional information, including weekly news releases, photographs and video clips, is available on request.

The Rice sports information office is located in Room 1204 of Tudor Fieldhouse (next to the elevator).

During the Week

Interviews With Wayne Graham

Rice head coach **Wayne Graham** is very accessible to the media and will participate in interviews **with satisfactory advance notice**. For telephone interviews, the best time to reach coach Graham is 9:30-11:30 am, weekdays. Please call (713) 348-8864 to schedule interview appointments.

Player Interviews

All interviews must be arranged at least one day in advance through the athletic news bureau. Players' home/cell phone numbers will not be released. No interviews will be allowed before a game. The media will not be allowed in the Rice locker room, weight room or training room areas.

Postgame Interviews

The Rice athletic news bureau will assist those writers and broadcasters wishing to interview Owls players following the game. After a short cooling-off period, requested Rice players will be available in the Owls' dugout area. Coach Graham meets the media in his office. Rice players and coaches are not available for interviews between games of doubleheaders.

Attending Practice

The media is welcome at Rice practices. All Rice head coaches have the option to close a

practice at their discretion. Giving advance notice to the athletic news bureau of attending a practice is helpful.

Rice On the Internet

Information on Rice baseball, and all 16 intercollegiate Owl sports, can be obtained via the Internet. To view updated Rice rosters, schedules/results, fast facts, biographies, pictures and much more, browse *RiceOwls.com*.

The Reckling Park Press Box

The press box at Reckling Park has a limited number of seats for working media. Admission is by credential only. The press elevator is adjacent to stadium's internal concourse, near the main entry, on the first-base side.

Credentials

Requests for single-game/series credentials at Reckling Park should be made to John Sullivan a few days in advance of the game (prefer-

ably by e-mail). All requests should come from sports editors or directors and will be carefully screened to ensure good working conditions. Spouses, dates, minors and non-workers will not be permitted in the press areas. No credentials will be mailed. Photo credentials will be granted on the same priority schedule as general media credentials.

Parking

Due to construction of the new Moody Center for the Fine Arts, as well as the recently started construction at Tudor Fieldhouse, there is no designated media parking at Reckling Park for 2017. All parking for Rice home games is in the main Rice Stadium and Shepherd School parking lots.

Tickets

Call the Rice athletic ticket office at 713-348-4068 to order game tickets. Most major credit cards are accepted for advance orders.

Reckling Park | Home of the Owls

Other schools have tried to follow Rice baseball's lead, often building bigger and more expensive stadiums, but Reckling Park remains the best place to watch and play a college game.

The 2017 season is now the Owls' 18th at the stadium. Rice has won an eye-opening 78.6 percent of its more than 580 games at Reckling Park since opening its doors for the 2000 season.

The facility is in fact better than ever this season after final installation of its most-recent renovation, a state-of-the-art upgrade to the scoreboard and video display. Rice University and Daktronics teamed to bring a greatly enhanced video presentation with the installation of a new 1,000 square foot LED video display that will rank among the largest in college baseball.

There have been upgrades in one form or another every year. In 2016 the sports medicine area underwent a full renovation. The new training room, complete with hot and cold whirlpools, doctor's examination rooms and offices, ensure the Owls undergo any treatments in the very best environment.

Three seasons ago, a custom wood trophy case befitting the program's storied success was installed in the front office. The stadium conference room was also remodeled to include program accolades and oversized murals of some of the best players in school history.

In 2013, a display honoring Owl great Philip Humber's major league perfect game was added near the front entrance. Other renovations over the years included the remodeling of the team's locker room, weight room and fan areas. A new playing surface and state-of-the-art drainage system, as well as a padded outfield wall and warning track that surrounds the entire field, were added to improve player safety. A classic black cast-iron fence that circles the perimeter was another recent addition.

For the fans, a grass berm and bleachers were added beyond the left field wall in 2008. A hospitality plaza on the third-base side immediately became a fan-favorite (as did the first upgrade to the video display). These improvements give Rice student-athletes a venue befitting its status as one of the top programs in the nation. Large crowds, like the more than 5,400 fans that came to watch the home game against Texas A&M last season, are not uncommon.

The park features a picturesque setting on the Rice campus facing the Texas Medical Center, the comfort of the more than 3,700 chair back seats (most with cup holders) and nine private suites. There are spacious locker rooms and the best press box in college baseball. Visitors rave about Reckling Park.

Rice baseball is completely housed in the facility. Head coach Wayne Graham and his assistants work in

a spacious office suite that includes their private locker room, equipment storage areas and clerical areas.

For the players, the Rice clubhouse is one of the best anywhere, adjacent to the weight and aerobic workout areas and athletic training room. In 2004, a new climate-controlled indoor hitting and pitching practice facility was constructed under the third base stands.

On game day, the Owls and their guests use some of the largest dugouts in the country. Visiting teams and umpires also have use of large, functional locker room areas.

Fans continue to flock to the stadium. Rice has averaged more than 3,200 fans per game the last ten seasons, ranking among the top draws in the nation. Those fans have access to a host of wide concession areas, a large novelty shop and clean restrooms.

For the media, the Reckling Park press box may be the largest in an on-campus stadium in the country. There are three radio booths, a television booth/photo deck and an area for more than 30 working writers and game personnel. In addition, the press box includes a large interview room, hospitality areas and a workroom for game officials.

Located on the southwest corner of the university campus near Tudor Fieldhouse, Reckling Park was built on the site of Cameron Field, Rice's baseball

home from 1978 through 1999. The old stadium was demolished at the close of the 1999 season and work began immediately on Reckling.

An improvement to Cameron that has lived on at Reckling is the enclosed batting cage area down the right-field line. That facility was dedicated to the memory of Earl "Lefty" Graham, a longtime umpire in the Houston area and the father of the Rice head coach. Reckling Park measures 330 feet down the lines, 400 feet to center field, and 375 feet to the power alleys.

A then-sellout crowd of 4,117 watched the first game played in the new park in 2000. Rice won 21-of-29 games at the venue last year. The Owls' 36 wins in 2002 stands as the most home victories in Rice history.

Guy Jackson of Jackson & Ryan Architects, a Rice alumnus and former baseball letterman, was the principle designer of the stadium, and it was built by Miner-Dederich Constructors.

Facts | Capacity: 6,193; Dimensions: 330-400-330; Height of Wall: 8' (padded); Playing Surface: Natural Grass (Bermuda); Opening Day: Feb. 8, 2000

For a listing of the facility's top crowds and home won-loss records at Reckling Park, please find the note capules on pages **25** and **53**.

Reckling Park | Home of the Owls



Opponents

Charlotte 49ers

Location | **Charlotte, N.C.**
Baseball Coach | **Loren Hibbs**
Home Venue | **Phillips Field at Hayes Stadium**
Baseball SID | **Sean Fox**
Office Number | **704.687.1023**
Email Address | **sean.fox@uncc.edu**
Web Site | **Charlotte49ers.com**

Dallas Baptist Patriots

Location | **Dallas**
Baseball Coach | **Dan Heefner**
Home Venue | **Joan & Andy Horner Ballpark**
Baseball SID | **Reagan Ratcliff**
Office Number | **214.333-5942**
Email Address | **reagan@dbu.edu**
Web Site | **dbupatriots.com**

Florida Atlantic Owls

Location | **Boca Raton, Fla.**
Baseball Coach | **John McCormack**
Home Venue | **FAU Baseball Stadium**
Baseball SID | **Jonathan Fraysure**
Office Number | **561.756.0653**
Email Address | **jfraysur@fau.edu**
Web Site | **FAUSports.com**

FIU Panthers

Location | **Miami, Fla.**
Baseball Coach | **Mervyl Melendez**
Home Venue | **FIU Baseball Stadium**
Baseball SID | **Pete Pelegrin**
Office Number | **305.348.1357**
Email Address | **pppelegr@fiu.edu**
Web Site | **FIUSports.com**

Houston Cougars

Location | **Houston**
Baseball Coach | **Todd Whitting**
Home Venue | **Darryl & Lori Schroeder Park**
Baseball SID | **Allison McClain**
Office Number | **713.743.9406**
Email Address | **ammclai@central.uh.edu**
Web Site | **UHCougars.com**

Lamar Cardinals

Location | **Beaumont**
Baseball Coach | **Will Davis**
Home Venue | **Vincent-Beck Stadium**
Baseball SID | **Matt Fowler**
Office Number | **409.880.7845**
Email Address | **matthew.fowler@lamar.edu**
Web Site | **LamarCardinals.com**

Louisiana Tech Bulldogs

Location | **Ruston, La.**
Baseball Coach | **Lane Burroughs**
Home Venue | **Love Field at Patterson Park**
Baseball SID | **Blake Bolin**
Office Number | **318.257.3314**
Email Address | **bolin@latech.edu**
Web Site | **LATechSports.com**

Middle Tennessee Blue Raiders

Location | **Murfreesboro, Tenn.**
Baseball Coach | **Jim McGuire**
Home Venue | **Reese Smith Jr. Field**
Baseball SID | **Tony Stinnett**
Office Number | **615.898.5270**
Email Address | **stinnett@goblueraiders.com**
Web Site | **GoBlueRaiders.com**

Old Dominion Monarchs

Location | **Norfolk, Va.**
Baseball Coach | **Chris Finwood**
Home Venue | **Bud Metheny Baseball Complex**
Baseball SID | **Tim Wentz**
Office Number | **757.683.5581**
Email Address | **twentz@odu.edu**
Web Site | **ODUSports.com**

Pepperdine Waves

Location | **Malibu, Calif.**
Baseball Coach | **Rick Hirtensteiner**
Home Venue | **Eddy D. Field Stadium**
Baseball SID | **Jacob Breems**
Office Number | **310.506.4333**
Email Address | **jacob.breems@pepperdine.edu**
Web Site | **PepperdineWaves.com**

Sam Houston State Barkats

Location | **Huntsville**
Baseball Coach | **Matt Deggs**
Home Venue | **Don Sanders Stadium**
Baseball SID | **Andrew Pate**
Office Number | **936.294.2692**
Email Address | **apate@shsu.edu**
Web Site | **GoBarkats.com**

Southeastern Louisiana Lions

Location | **Hammond, La.**
Baseball Coach | **Matt Riser**
Home Venue | **Pat Kennelly Diamond**
Baseball SID | **Damon Sunde**
Office Number | **985.549.3774**
Email Address | **damon.sunde@southeastern.edu**
Web Site | **LionSports.net**

Opponents

Southern Miss Golden Eagles

Location | **Hattiesburg, Miss.**
Baseball Coach | **Scott Berry**
Home Venue | **Pete Taylor Park/Hill Denson Field**
Baseball SID | **Jack Duggan**
Office Number | **601.266.5947**
Email Address | **jack.duggan@usm.edu**
Web Site | **SouthernMiss.com**

Stanford Cardinal

Location | **Palo Alto, Calif.**
Baseball Coach | **Mark Marquess**
Home Venue | **Sunken Diamond**
Baseball SID | **Eric Dolan**
Office Number | **585.260.8322**
Email Address | **edolan@stanford.edu**
Web Site | **GoStanford.com**

TGU Horned Frogs

Location | **Fort Worth**
Baseball Coach | **Jim Schlossnagle**
Home Venue | **Lupton Stadium & Williams-Reilly Field**
Baseball SID | **Brandie Davidson**
Office Number | **817.257.7969**
Email Address | **b.i.davidson@tcu.edu**
Web Site | **GoFrogs.com**

Texas Longhorns

Location | **Austin**
Baseball Coach | **David Pierce**
Home Venue | **UFCU Disch-Falk Field**
Baseball SID | **Carli Todd**
Office Number | **512.471.2078**
Email Address | **Carli.Todd@athletics.utexas.edu**
Web Site | **TexasSports.com**

Texas A&M Aggies

Location | **College Station**
Baseball Coach | **Rob Childress**
Home Venue | **Olsen Field at Blue Bell Park**
Baseball SID | **Thomas Dick**
Office Number | **979.862.5486**
Email Address | **tdick@athletics.tamu.edu**
Web Site | **AggieAthletics.com**

Texas-San Antonio Roadrunners

Location | **San Antonio**
Baseball Coach | **Jason Marshall**
Home Venue | **Roadrunner Field**
Baseball SID | **Zena Rex**
Office Number | **956.739.4878**
Email Address | **zena.rex@utsa.edu**
Web Site | **GoUTSA.com**

Texas State Bobcats

Location | **San Marcos**
Baseball Coach | **Ty Harrington**
Home Venue | **Bobcat Baseball Stadium**
Baseball SID | **Joshua Flanagan**
Office Number | **512.245.4387**
Email Address | **jcf65@txstate.edu**
Web Site | **TxStateBobcats.com**

UAB Blazers

Location | **Birmingham, Ala.**
Baseball Coach | **Brian Shoop**
Home Venue | **Jerry D. Young Memorial Field**
Baseball SID | **Joshua Gleason**
Office Number | **205.996.0725**
Email Address | **jgleas@uab.edu**
Web Site | **UABSports.com**

Western Kentucky Hilltoppers

Location | **Bowling Green, Kentucky**
Baseball Coach | **John Pawlowski**
Home Venue | **Nick Denes Field**
Baseball SID | **Bryan Fyalkowski**
Office Number | **270.745.5388**
Email Address | **bryan.fyalkowski@wku.edu**
Web Site | **WKUSports.com**



Conference USA

Headquarters | **Irving, Texas**
Founded | **1995**
Commissioner | **Judy MacLeod**
Assistant Commissioner for Baseball
& Football Ops | **Russ Anderson**
Email | **RDAnderson@c-usa.org**
Office Number | **214.774.1351**
Web Site | **ConferenceUSA.com**


Conference USA Championship / Composite Schedule

Championship Tournament

Conference USA's automatic bid to the NCAA Tournament will be on the line when the league Championship returns to Mississippi on May 24-28. The 2017 C-USA Championship is at a neutral site for the first time since 2012 and just the sixth time in the league's history. Three-year old MGM Park, located on the waterfront in Biloxi, Mississippi, serves as the host venue of the league's 22nd championship.

The top eight teams in the C-USA regular season standings qualify for the event. The teams are seeded into two brackets and compete using a double-elimination "Omaha-style" format. The one-game, Championship Final is slated for a live television broadcast.

Rice is certainly no stranger to the Championship. The Owls have won the conference baseball tournament six times since joining the league in the spring of 2006, including three times when the event was held in the state of Mississippi (2009, 2011 & 2014). In 2013 the Owls won the event at home at Reckling Park. The 2013 tournament was the second time Rice had served as the host of the prestigious event.



Fri., February 17

West Virginia at Charlotte
Jacksonville State at FIU
Monmouth at Florida Atlantic
UAPB at Louisiana Tech
Marshall vs. Georgia State ^(Atlanta, Ga.)
Middle Tennessee at Ga Southern
LIU Brooklyn at Old Dominion
Rice at Texas
Northeastern at Southern Miss
Creighton at UAB ^(Regions Field)
Quinnipiac at UTSA
Valparaiso at WKU

Sat., February 18

West Virginia at Charlotte
Jacksonville State at FIU
Monmouth at Florida Atlantic
UAPB at Louisiana Tech
Marshall at Georgia Tech
Middle Tennessee at Ga Southern
LIU Brooklyn at Old Dominion
Rice at Texas
Northeastern at Southern Miss
Creighton at UAB ^(Regions Field)
Quinnipiac at UTSA (DH)
Valparaiso at WKU

Sun., February 19

West Virginia at Charlotte
Jacksonville State at FIU
Monmouth at Florida Atlantic
UAPB at Louisiana Tech
Marshall vs. Kennesaw State ^(Atlanta, Ga.)
Middle Tennessee at Ga Southern
LIU Brooklyn at Old Dominion
Rice at Texas
Northeastern at Southern Miss
Creighton at UAB ^(Regions Field)
Quinnipiac at UTSA
Valparaiso at WKU

Tue., February 21

Charlotte at South Carolina
Little Rock at Louisiana Tech
Marshall at Virginia Tech
Middle Tennessee at Lipscomb
Dallas Baptist at Rice
Southern Miss at Alabama
Alabama State at UAB ^(Regions Field)
WKU at Belmont

Wed., February 22

Miami (Fla.) at FIU
FAU at Bethune-Cookman
UAB at Alabama State

Fri., February 24

Rider at Charlotte
Kent State at FIU
Indiana at Florida Atlantic
Louisiana Tech at UT Arlington
Marshall at Western Carolina
Northwestern at Middle Tennessee
Delaware at Old Dominion
Southeastern Louisiana at Rice
Evansville at Southern Miss
Valparaiso at UAB ^(Regions Field)
Stephen F. Austin at UTSA
Jacksonville State at WKU

Sat., February 25

Rider at Charlotte (DH)
Kent State at FIU (DH)
Indiana at Florida Atlantic
Louisiana Tech at UT Arlington
Marshall at Western Carolina
Bowling Green at Middle Tenn
Kentucky at Old Dominion
Southeastern Louisiana at Rice
Evansville at Southern Miss
Valparaiso at UAB ^(Regions Field)
Stephen F. Austin at UTSA
Jacksonville State at WKU

Sun., February 26

Rider at Charlotte
Kent State at FIU
Indiana at Florida Atlantic
Louisiana Tech at UT Arlington
Marshall at Western Carolina
Missouri St. at Middle Tennessee
Saint Joseph's at Old Dominion
Southeastern Louisiana at Rice
Evansville at Southern Miss
Valparaiso at UAB ^(Regions Field)
Stephen F. Austin at UTSA
Jacksonville State at WKU

Tue., February 28

FIU at South Florida
Florida Atlantic at Florida Gulf Coast
Rice at TCU
Arkansas at Louisiana Tech
Middle Tennessee at Austin Peay
Old Dominion at VCU
Troy at UAB ^(Regions Field)
UTSA at Texas A&M-Corpus Christi
Lipscomb at WKU

Wed., March 1

Charlotte at NC State
 Miami (Fla.) at Florida Atlantic
 Arkansas at Louisiana Tech
 Tulane at Southern Miss
 WKU at Kentucky

Fri., March 3

Xavier at Charlotte
 Manhattan at FIU
 Illinois at Florida Atlantic
 Wichita State at Louisiana Tech
 Kennesaw St. at Middle Tennessee
 Rutgers at Old Dominion
 Pepperdine at Rice
 Southern Miss at UL-Lafayette
 UAB at Georgia
 Utah at UTSA
 Ohio at WKU

Sat., March 4

Xavier at Charlotte
 Manhattan at FIU
 Illinois at Florida Atlantic
 Wichita State at Louisiana Tech
 Lehigh at Marshall (DH)
 Kennesaw St. at Middle Tennessee
 Rutgers at Old Dominion
 Pepperdine at Rice

Southern Miss at UL-Lafayette
 UAB at Georgia
 Utah at UTSA (DH)
 Ohio at WKU

Sun., March 5

Xavier at Charlotte
 Manhattan at FIU
 Illinois at Florida Atlantic
 Wichita State at Louisiana Tech
 Lehigh at Marshall
 Kennesaw St. at Middle Tennessee
 Rutgers at Old Dominion
 Pepperdine at Rice
 Southern Miss at UL-Lafayette
 UAB at Georgia
 Utah at UTSA
 Ohio at WKU

Tue., March 7

Charlotte at North Carolina A&T
 FIU at Miami (Fla.)
 Louisiana Tech at Mississippi State
 Middle Tennessee at Memphis
 James Madison at Old Dominion
 Rice at Lamar
 Southern Miss at New Orleans
 UAB at Alabama A&M
 UTSA at Texas State
 Belmont at WKU

Wed., March 8

Miami (Fla.) at FIU
 Maine at Florida Atlantic
 Marshall at East Tennessee State
 Middle Tenn vs. Memphis (Jackson, Tenn.)
 James Madison at Old Dominion
 Alabama A&M at UAB (Regions Field)
 WKU at Eastern Kentucky

Thu., March 9

Stanford at Rice

Fri., March 10

Charlotte at East Carolina
 Charleston Southern at FIU
 Toledo at Florida Atlantic
 Louisiana Tech at Arkansas State
 Niagara at Marshall
 Middle Tennessee at Indiana
 West Virginia at Old Dominion
 Stanford at Rice
 Xavier at Southern Miss
 Louisiana-Monroe at UAB (Regions Field)
 UTSA at Texas Tech
 Illinois State at WKU

Sat., March 11

Charlotte at East Carolina
 Charleston Southern at FIU
 Toledo at Florida Atlantic

Louisiana Tech at Arkansas State
 Niagara at Marshall
 Middle Tennessee at Indiana
 West Virginia at Old Dominion
 Stanford at Rice
 Xavier at Southern Miss
 Louisiana-Monroe at UAB (Regions Field)
 UTSA at Texas Tech
 Illinois State at WKU

Sun., March 12

Charlotte at East Carolina
 Charleston Southern at FIU
 Toledo at Florida Atlantic
 Louisiana Tech at Arkansas State
 Niagara at Marshall
 Middle Tennessee at Indiana
 West Virginia at Old Dominion
 Stanford at Rice
 Xavier at Southern Miss
 Louisiana-Monroe at UAB (Regions Field)
 UTSA at Texas Tech
 Illinois State at WKU

Tue., March 14

UNC Asheville at Charlotte
 FIU at Stetson
 Rutgers at Florida Atlantic
 Grambling State at Louisiana Tech
 Ohio at Marshall

Tennessee at Middle Tennessee
 VMI at Old Dominion
 Sam Houston State at Rice
 Columbia at Southern Miss
 UAB at Auburn
 WKU at Vanderbilt

Wed., March 15

Rhode Island at Charlotte
 FIU at Stetson
 Rutgers at Florida Atlantic
 UL-Lafayette at Louisiana Tech
 VMI at Old Dominion
 Rice at Texas State
 Columbia at Southern Miss

Fri., March 17

Charlotte at FIU
 Middle Tennessee at FAU
 Southern Miss at Louisiana Tech
 UTSA at Marshall (Charleston, W. Va.)
 Rice at Old Dominion
 UAB at WKU

Sat., March 18

Charlotte at FIU
 Southern Miss at Louisiana Tech
 UTSA at Marshall (Charleston, W. Va.)
 Rice at Old Dominion
 UAB at WKU
 Middle Tennessee at FAU

Sun., March 19

Charlotte at FIU
 Middle Tennessee at Florida Atlantic
 Southern Miss at Louisiana Tech
 UTSA at Marshall (Charleston, W. Va.)
 Rice at Old Dominion
 UAB at WKU

Tue., March 21

Wake Forest at Charlotte (BB&T Ballpark)
 Louisiana Tech at Stephen F. Austin
 Lipscomb at Middle Tennessee
 Princeton at Old Dominion
 Rice at Texas A&M
 Southern Miss vs. Mississippi St. (Pearl, Miss.)
 Alabama at UAB (Regions Field)
 UTSA at Houston Baptist
 Kentucky at WKU (Bowling Green Ballpark)

Wed., March 22

Florida Atlantic at Miami (Fla.)
 Marshall at Tennessee
 Princeton at Old Dominion

Fri., March 24

Louisiana Tech at Charlotte
 FIU at Rice
 Florida Atlantic at UAB (Regions Field)
 Marshall at Southern Miss
 WKU at Middle Tennessee
 Old Dominion at UTSA

Sat., March 25

Louisiana Tech at Charlotte
 FIU at Rice
 Florida Atlantic at UAB ^(Regions Field)
 Marshall at Southern Miss
 WKU at Middle Tennessee
 Old Dominion at UTSA

Sun. March 26

Louisiana Tech at Charlotte
 FIU at Rice
 Florida Atlantic at UAB ^(Regions Field)
 Marshall at Southern Miss
 WKU at Middle Tennessee
 Old Dominion at UTSA

Tue., March 28

NC State vs. Charlotte ^(BB&T Ballpark)
 Louisiana-Monroe at LA Tech
 Eastern Kentucky at Marshall
 Middle Tennessee at Belmont
 Rice at Sam Houston State
 South Alabama at Southern Miss
 Samford at UAB
 UTSA at Baylor
 WKU at Louisville

Wed., March 29

Austin Peay at Middle Tennessee
 Old Dominion at William & Mary
 New Orleans at Southern Miss

Fri., March 31

Charlotte at Old Dominion
 UAB at FIU
 Rice at Florida Atlantic
 UTSA at Louisiana Tech
 Middle Tenn at Marshall ^(Charleston, WVa.)
 Southern Miss at WKU

Sat., April 1

Charlotte at Old Dominion
 UAB at FIU
 Rice at Florida Atlantic
 UTSA at Louisiana Tech
 Middle Tenn at Marshall ^(Charleston, WVa.)
 Southern Miss at WKU

Sun., April 2

Charlotte at Old Dominion
 UAB at FIU
 Rice at Florida Atlantic
 UTSA at Louisiana Tech
 Middle Tenn at Marshall ^(Charleston, WVa.)
 Southern Miss at WKU

Tue., April 4

Winthrop at Charlotte
 FIU at Mississippi State
 Bethune-Cookman at FAU
 Stephen F. Austin at LA Tech
 Marshall at West Virginia
 Middle Tennessee at Memphis

Old Dominion at Virginia
 Rice at Houston
 Southern Miss vs. Mississippi ^(Pearl, Miss)
 UAB at Jacksonville State
 Texas A&M-Corpus Christi
 Murray State at WKU

Wed., April 5

FIU at Mississippi State
 Louisiana Tech at McNeese State
 Marshall vs. Virginia Tech ^(Charleston, WVa.)
 Old Dominion at VMI
 UAB at Jacksonville State
 Prairie View A&M at UTSA

Fri., April 7

Florida Atlantic at Charlotte
 FIU at Southern Miss
 Louisiana Tech at Rice
 Marshall at UAB
 Old Dominion at Middle Tennessee
 WKU at UTSA

Sat., April 8

Florida Atlantic at Charlotte
 FIU at Southern Miss
 Louisiana Tech at Rice
 Marshall at UAB
 ODU at Middle Tennessee
 WKU at UTSA

Sun., April 9

Florida Atlantic at Charlotte
 FIU at Southern Miss
 Louisiana Tech at Rice
 Marshall at UAB
 ODU at Middle Tennessee
 WKU at UTSA

Tue., April 11

North Carolina A&T at Charlotte
 Bethune-Cookman at FIU
 Florida Atlantic at UCF
 LA Tech at Louisiana-Monroe
 Morehead State at Marshall
 Belmont at Middle Tennessee
 William & Mary at Old Dominion
 Houston at Rice
 UAB at Alabama
 Incarnate Word at UTSA
 WKU at Lipscomb

Wed., April 12

Mississippi at Southern Miss

Thu., April 13

Charlotte at WKU
 UTSA at FIU
 UAB at Middle Tennessee

Fri., April 14

Charlotte at WKU
 UTSA at FIU
 Marshall at Florida Atlantic
 Louisiana Tech at Old Dominion
 UAB at Middle Tennessee
 Southern Miss at Rice

Sat., April 15

Charlotte at WKU
 UTSA at FIU
 Marshall at Florida Atlantic
 Louisiana Tech at Old Dominion
 UAB at Middle Tennessee
 Southern Miss at Rice

Sun., April 16

Marshall at Florida Atlantic
 Louisiana Tech at Old Dominion
 Southern Miss at Rice

Mon., April 17

Western Carolina at Charlotte

Tue., April 18

UAB at Troy
 Incarnate Word at UTSA
 WKU at Murray State
 Charlotte at Wake Forest
 Vanderbilt at Middle Tennessee

McNeese State at Louisiana Tech
 West Virginia vs. Marshall ^(Charleston, WVa.)
 Southern Miss vs. Nicholls State ^(Biloxi, Miss.)

Wed., April 19

Florida Atlantic at Miami (Ohio)
 Louisiana Tech at Little Rock
 Marshall vs. Ohio ^(Mason, Ohio)
 Southern Miss at Tulane
 Austin Peay at WKU

Fri., April 21

Middle Tennessee at Charlotte
 FIU at Marshall ^(Charleston, WVa.)
 Florida Atlantic at UTSA
 UAB at Louisiana Tech
 Old Dominion at Southern Miss
 Rice at WKU

Sat., April 22

Middle Tennessee at Charlotte
 FIU at Marshall ^(Charleston, WVa.)
 Florida Atlantic at UTSA
 UAB at Louisiana Tech
 Old Dominion at Southern Miss
 Rice at WKU

Sun., April 23

Middle Tennessee at Charlotte
 FIU at Marshall ^(Charleston, WVa.)
 Florida Atlantic at UTSA

UAB at Louisiana Tech
Old Dominion at Southern Miss
Rice at WKU

Tue., April 25

Kennesaw State at Charlotte
Florida Gulf Coast at FAU
Middle Tenn at Tennessee Tech
Southern Miss at South Alabama
Houston Baptist at UTSA
WKU at Austin Peay

Wed., April 26

FIU at Miami (Fla.)
Marshall at Morehead State

Fri., April 28

Charlotte at UAB
FIU at Florida Atlantic
WKU at Louisiana Tech
Marshall at Old Dominion
Southern Miss at Middle Tennessee
UTSA at Rice

Sat., April 29

Charlotte at UAB
FIU at Florida Atlantic
WKU at Louisiana Tech
Marshall at Old Dominion
Southern Miss at Middle Tennessee
UTSA at Rice

Sun., April 30

Charlotte at UAB
FIU at Florida Atlantic
WKU at Louisiana Tech
Marshall at Old Dominion
Southern Miss at Middle Tennessee
UTSA at Rice

Tue., May 2

UAB at Samford
Texas State at UTSA
Eastern Kentucky at WKU

Wed., May 3

FIU at Bethune-Cookman
Lamar at Rice

Fri., May 5

Rice at Charlotte
Louisiana Tech at FIU
Florida Atlantic at Southern Miss
WKU at Marshall ^(Charleston, W.Va.)
Middle Tennessee at UTSA
Old Dominion at UAB

Sat., May 6

Rice at Charlotte
Louisiana Tech at FIU
Florida Atlantic at Southern Miss
WKU at Marshall ^(Charleston, W.Va.)

Middle Tennessee at UTSA
Old Dominion at UAB

Sun., May 7

Rice at Charlotte
Louisiana Tech at FIU
Florida Atlantic at Southern Miss
WKU at Marshall ^(Charleston, W.Va.)
Middle Tennessee at UTSA
Old Dominion at UAB

Tue., May 9

South Florida at FIU
Houston vs. Rice ^(Constellation Field)
Louisiana Tech at UL-Lafayette
Marshall at Ohio
Tennessee Tech at Middle Tenn
Old Dominion at Richmond
Auburn at UAB ^(Regions Field)

Wed., May 10

VCU at Old Dominion

Fri., May 12

UTSA at Charlotte
FIU at Old Dominion
Florida Atlantic at WKU
Marshall at Louisiana Tech
Middle Tennessee at Rice
UAB at Southern Miss

Sat., May 13

UTSA at Charlotte
FIU at Old Dominion
Florida Atlantic at WKU
Marshall at Louisiana Tech
Middle Tennessee at Rice
UAB at Southern Miss

Sun., May 14

UTSA at Charlotte
FIU at Old Dominion
Florida Atlantic at WKU
Marshall at Louisiana Tech
Middle Tennessee at Rice
UAB at Southern Miss

Tue., May 16

Charlotte at Winthrop
UCF at Florida Atlantic
Middle Tennessee at Vanderbilt
Virginia Tech vs. ODU ^(Harbor Park)
Texas State at Rice
Southern Miss vs. SELA ^(Biloxi, Miss.)
Baylor at UTSA

Thu., May 18

Charlotte at Marshall ^(Charleston, W.Va.)
WKU at FIU
Old Dominion at Florida Atlantic
Louisiana Tech at Middle

Tennessee
Rice at UAB
Southern Miss at UTSA

Fri., May 19

Charlotte at Marshall ^(Charleston, W.Va.)
WKU at FIU
Old Dominion at Florida Atlantic
Louisiana Tech at Middle Tennessee
Rice at UAB
Southern Miss at UTSA

Sat., May 20

Charlotte at Marshall ^(Charleston, W.Va.)
WKU at FIU
Old Dominion at Florida Atlantic
LA Tech at Middle Tennessee
Rice at UAB
Southern Miss at UTSA

Wed.-Sun., May 24-28

Conference USA Championship
(Biloxi, Miss.)

Fri.-Mon., June 2-5

NCAA Regionals (Sites TBD)

Fri.-Mon., June 9-12

NCAA Super Regionals (Sites TBD)

Sat., June 17-Wed., June 28

College World Series (Omaha, Neb.)

All dates subject to change



P/C | R/R | Jr.-2L

6-0 | 198 | Bryan, Texas

Bryan HS

Willy Amador

Rice — 2016: Saved his best for last with a sensational career-long 6.2 innings in front of a rowdy LSU crowd in the dramatic finale of the NCAA Baton Rouge Regional... Suffered only his second loss of the season after scattering four hits and a walk against the No. 5 ranked Tigers on the road... The gutsy outing was roughly 24 hours after pitching 1.2 shutout innings in relief of Ricardo Salinas' start as the Owls blanked Southeastern Louisiana to stave off elimination the day before... Also got the starting nod in the Championship Final of the Conference

USA Tournament, allowing just one run while striking out three in 4.0 innings... Pitched the most innings (12.1) of any Owl on the staff over the team's final six games, where he maintained a steady 2.92 ERA and .184 opponents' batting average... A majority of his 19 appearances may have been out of the bullpen (11), but he logged almost three-times as many innings as a starter (34.1 to 12.2) and finished fourth on the staff with eight starts... Finished fifth on the staff in innings (47.0)... Averaged more than 4.2 innings in seven of eight starts... Got a no-decision while pitching a (then) career-long 5.1 innings and tying a career high with five strikeouts at longtime opponent Texas State... Also tallied five strikeouts in 5.0 frames for a win against area foe Sam Houston State... Posted 7.1 strikeouts per 9.0 innings and maintained a 2.5-to-1 strikeouts-to-walks ratio... Registered first Division I career win with 2.0 shutout innings of relief at C-USA opponent UTSA, one of two bullpen outings to go a season-long 2.0 frames... Played in the Texas Collegiate League (Brazos Valley) over the summer... Individually rated as the league's No. 3 overall prospect... One of five Owls to be named in his summer league's all-star game... 2015: Conference USA Academic Honor Roll; Made six appearances on the mound in first season of Division I

baseball, including the opening weekend of the season at home against No. 6 ranked Texas... Struck out the only Longhorn he faced in a third of an inning in Sunday's series finale... Promptly tabbed to start very next game, becoming the first Owl pitcher to start a midweek game and one of just three Owl freshmen to start on the mound all year long... Fanned a career-high five batters in a career-long 3.1 innings against a Houston Baptist team that went on to play in the NCAA Tournament... Started again a week later against Stephen F. Austin and fired 3.0 frames while allowing three hits and striking out two... Finished the year with more strikeouts (11) than innings (9.0)... Maintained a 3.52 ERA in 7.2 innings when playing at home at Reckling Park... Pitching was only part of the story, as he also came off the bench to make one appearance as a catcher... Caught the final 2.0 innings and had one official at bat in the C-USA series opener vs. FIU.

High School — A 2014 graduate of Bryan High School in Bryan, Texas... First Team 5A All-State pitcher by the Texas High School Baseball Coaches Association... Played in the THSBFA All-Star Game, and the Texas Scouts' Association Invitational as a senior... Ranked among the Top 1,000 nationally by PerfectGame... Two-year varsity starter under head coach David Powers, con-

Rice Statistics

Year	ERA	W	L	App	GS	CG	SHO	CBO	SV	IP	H	R	ER	BB	SO	2B	3B	HR	BF	O/Avg	WP	HBP
2015	9.00	0	0	6	2	0	0	0	0	9.0	10	9	9	4	11	1	0	3	41	.286	0	1
2016	5.36	2	2	19	8	0	0	1	0	47.0	56	34	28	15	37	13	1	4	214	.298	3	7
Totals	5.95	2	2	25	10	0	0	1	0	56.0	66	43	37	19	48	14	1	7	255	.296	3	8

tributing on the mound or at catcher... Was named the Vikings' Most Valuable Player after leading the team to a 20-10-1 record and to the Area round of the 5A state tournament as bi-district champions... 2014 Diamond Pro 5A pitcher, and the King of the Hill Award selection... Went 7-2 with a 0.54 ERA and 100 strikeouts as a senior... Threw a no-hitter and a one-hitter among his three shutouts and six complete games... Fired 48.2-consecutive innings without allowing an earned run during one stretch... Hit .413 with two home runs and 23 RBI as a senior in 2014... Served as team captain for his 2013 select team, the Brazos Valley Renegades, and was the winning pitcher in the AAU Underclass National Championship game while being named to the all-tournament team.

Personal — Full name: Wilfrido Contreras Amador. Born: July 3, 1995, in Bryan, Texas. Parents: Lorenzo and Sonia Rios of Bryan (one brother and three sisters). College: Martel.

Rice Highs

2016 Season

6.2 at LSU, June 7
5, twice
1, three times
2, twice

Innings
Strikeouts
Wild Pitches
Hit Batters

Career
6.2 at LSU, June 7, 2016
5, three times
1, three times
2, twice



44

OF | R/R | Jr.-11

6-1 | 215 | Richmond, Texas
Travis HS

Khevin Brewer

Rice — 2016: Made the first two appearances of his career off the bench... Subbed-in as the Owls' new DH on opening day against eventual College World Series runner-up Arizona and went 0-for-1... Replaced the DH for a second time the following week against No. 13 ranked TCU in a game played downtown at

Minute Maid Park... Reached base against the Horned Frogs by getting hit by a pitch in the seventh inning... Played three games in the Cal Ripken Baseball League (D.C. Grays) over the summer, but was sidelined for the remainder of the season... **2015:** Did not appear in any games at Rice.

High School — A 2014 graduate of Travis High School in Richmond, Texas.... Ranked as No. 171 prep prospect in the nation by PerfectGame... Named a 2014 Texas Scout Association All-Star and a preseason All-Greater Houston honoree... Three-year starter for head coach Rodney Hernandez, playing either right field or first base throughout his career... Helped lead the Tigers to the Region III quarterfinals of the 5A state tournament as a senior... Member of the USA Baseball U-17 South Texas team... Finished second in PerfectGame 15-U Home Run Derby in 2011... Multi-sport star on both the diamond and the gridiron... Two-year football letterman who received third team all-region accolades... Earned Academic Excellence Award and selection to the District 23-5A all-Academic team.

Personal — Full name: Khevin Eugene Brewer. Born: September 10, 1995, in Houston. Parents: Khevin and Elaine Brewer of Richmond, Texas. Enjoys community service through the Fellowship of Christian Athletes and Home Runs That Help. College: Jones.

Rice Statistics

Year	Avg	GP	GS	AB	R	H	2B	3B	HR	RBI	TB	SLG%	BB	HBP	SO	GDP	OB%	SF	SH	SB	ATT
2016	.000	2	0	1	0	0	0	0	0	0	0	.000	0	1	1	0	.500	0	0	0	0



40 P | R/R | Fr.-HS
6-2 | 205 | Southlake, Texas
Carroll HS
Matt Canterino

High School — A 2016 graduate of Carroll High School in Southlake, Texas... Two-year starting pitcher for head coach Larry Hughes... Helped lead the Dragons to the second round of the 2016 6A state tournament... Career prep totals included an 18-2 record, 1.37 ERA and 189 strikeouts in 117.2 innings... First Team All-Area and the District 7-6A Pitcher of the Year by the Dallas Morning News as a senior... Earned Honorable Mention All-State from the Texas Sports Writers Association as a junior after helping the team reach the Region I semifinals of the 2015 6A state

tournament... National Merit Commended Scholar and AP Scholar with Distinction... Maintained a 103.9 grade point average on a 100-point scale... Ranked tenth in graduating class of 635... Played summer ball for Texas Stix... Named a 2016 Rawlings-Perfect Game Honorable Mention All-American... First team All Texas Region by Perfect Game, ranked as the No. 16 right-handed pitcher in the state.

Personal — Full name: Matthew James Canterino... Born: December 14, 1997, in Orlando, Fla.... Parents: John and Marlene Canterino of Southlake, Texas (one brother)... Serves as a baseball camp counselor... College: Sid Richardson



6 OF/IF | L/R | Jr.-2L
5-9 | 170 | Houston, Texas
Strake Jesuit
Ryan Chandler

Rice — 2016: Only Rice Owl to start all 62 games, all in centerfield... Led the team, and ranked among the Conference USA leaders with 275 plate appearances (sixth in C-USA), 230 at bats (tied 7th in C-USA), and five sacrifice flies (tied second C-USA)... Led the Owls in runs scored (38) and steal attempts (13)... Shared the team lead in doubles (15), steals (seven) and hit by pitch (five)... Batted .270 for the full season and .282 in conference games... Reached base at a .286 pace when leading off an inning, while hitting .284 with runners on base and .281 with

men in scoring position... Collected two or more hits in a game 15 times, including a career-best four hits in a C-USA league win over Charlotte... Maintained an 11-game hitting streak during one stretch that ended-up as the third-longest on the team... Longest streak to reach base was 17-straight games... Tied a career-high by scoring three runs against Southeastern Louisiana in an elimination game of the NCAA Tournament... Drove-in two or more runs in a game six different times... Drew a career-high three walks in road games at Sam Houston State and FIU, the most free passes by any Owl all season... Carried the team offensively in the first five weeks of the season, batting .382 (29-of-76) with seven doubles and 15 runs scored in 22 games... No drop-off in exceptional defensive range in center, recording 125 put outs... Tied a career-high making six putouts against FAU in the C-USA Tournament... Threw-out three runners trying to advance on the bases in games against TCU, Houston and Western Kentucky... Singled in a run and later stole third base in the Owls' November exhibition against Cuban League team Artemisa... Selected to play in the prestigious Cape Cod League (Falmouth) over the summer... **2015: Freshman All-America** (*Collegiate Baseball*); **Conference USA Freshman of the Year; C-USA All-Freshman**

Team; Earned a host of honors in a solid Division I debut... One of only three Owls to play in all 59 games, and one of only two to start each contest (**Connor Teykl** was the other)... Every start was in centerfield, the first Owl to start every game at that position since Michael Fuda in 2012... Batted first in the order 51 times, the most times at leadoff since eventual MLB All-Star **Brock Holt** (57 times in 2009)... Hit .302 for the full season and was electric in the Owls' NCAA Tournament games... Went 8-for-18 (.444) with a pair of doubles, four RBI and three runs scored in the NCAAs - including what proved to be the game-winning run from first base in the dramatic 20-inning (2 am) victory over crosstown rival Houston... Not only did he score the winning run, but he then threw out the potential game-tying run at second base in the bottom of the 20th inning to help preserve the victory... Led the Owls, and also ranked among the C-USA leaders, with 17 doubles (8th in C-USA) and 248 at bats (2nd in C-USA)... Tallied a team-best 24 multiple-hit games and was one of four Owls to share the lead with five steals... Collected a career-high three hits in a single game on six different occasions... Finished second on the squad in hits (75), runs (43), walks (25), total bases (94), and getting hit by a pitch (8)... Maintained a .382 on-base

"I particularly liked your left-handed hitting centerfielder."

Jesus Barosa; Director, Cuban Baseball Federation (after watching Rice practice at *Estadio Latinoamericano* in Havana, Cuba, on Nov. 25, 2016)

percentage and reached base in 21 consecutive games during one stretch... Longest hitting streak was 14-straight games, the second-best on the team... Leadoff batter who drove-in 34 runs and recorded two-or-more RBI in a game eight different times... Registered a career-best four RBI in a win over Stephen F. Austin... Hit .330 with runners on base, .324 with men in scoring position, and .343 when there were two outs already recorded in the inning... Curiously hit almost 30 points higher when playing games away from the Owls' home at Reckling Park (.315 to .288)... Twice recorded a career-high six put outs in game.

High School — A 2014 graduate of Strake Jesuit College Prep in Houston... Played in the 2014 Houston Area Baseball Coaches Association 5A All-Star Game... Ranked by PerfectGame as one of the Top 500 prospects in the nation... Earned first team All-District 19-5A honors as an infielder while helping lead the Crusaders to the bi-district playoffs... Also contributed to the team as an outfielder... Batted .358 as a senior with a .776 on-base average... Drove-in 18 runs and stole 12 bases in the team's

Rice Statistics

Year	Avg	GP	GS	AB	R	H	2B	3B	HR	RBI	TB	SLG%	BB	HBP	SO	GDP	OB%	SF	SH	SB	ATT
2015	.302	59	59	248	43	75	17	1	0	34	94	.379	25	8	44	3	.382	2	4	5	12
2016	.270	62	62	230	38	62	15	1	2	20	85	.370	30	5	34	4	.359	5	5	7	13
Totals	.287	121	121	478	81	137	32	2	2	54	179	.374	55	13	78	7	.371	7	9	12	25

29 games in 2014... Named a 2013 Texas Scout Association All-Star and to the WWBA World Championship All-Tournament team... Second team All-Houston 5A as a junior... Versatile student-athlete who also played varsity football... Earned All-Academic honors for District 19-5A in both baseball and football.

Personal — Full name: Ryan James Chandler. Born: April 6, 1996, in Tulsa, Okla. Parents: James and Robin Chandler of Houston (one brother). Father was a four-year football letterman at the University of Tulsa. Two uncles, Robert and Russell Chandler, played football at Oklahoma State and the University of Idaho, respectively. Enjoys community service, working with Middle School Ministry. College: Wiess.

Rice Highs

2016 Season

6 at LA Tech, May 20
3, twice
4 vs Charlotte, April 30
2, six times
1, 15 times
1 vs Lamar, May 4
1, twice
5, twice
3, twice
1, five times
1, five times
1, five times
6 vs FAU, May 26
1, six times

At Bats
Runs
Hits
RBI
Doubles
Triples
Home runs
Total Bases
Walks
Hit By Pitch
SAC Bunt
SAC Fly
Put Outs
Assists

7 at Houston, May 31, 2015
3, three times
4 vs Charlotte, Apr. 30, 2016
4 vs SFA, Feb. 25, 2015
2 at Arizona, Feb. 20, 2015
1, twice
1, twice
5, three times
3, twice
2, twice
1, nine times
1, seven times
6, three times
1, nine times

Career



7

C | R/R | So.-11
6-0 | 200 | Coral Springs, Fla.
Stoneman Douglas HS
Dominic DiCaprio

Rice — 2016: NCAA All-Regional Team; Conference USA All-Freshman Team; C-USA Academic Honor Roll; Played in 51 of the team's 62 games and worked his way into 48 starts as a true freshman... Made 36 starts as the designated hitter and 12 at catcher... Eleven starts behind the plate were all in the first two

months of the season, then made one final start at catcher in the second game of the C-USA home double-header against Western Kentucky (April 16)... Proved to be the team's top-hitting catcher, but 1) was able to maintain a slightly higher average (.306) when just focusing on hitting as the DH and 2) easily proved to be the squad's best DH ahead eight other Owls who auditioned for the role... Batted everywhere between third and ninth in the order, with 13 starts at cleanup... Was a steady .299 in the first half of the season followed by a .290 clip in the second half... Hit .300 with the bases empty, .313 with men in scoring position, and an eye-opening .556 (5-of-9) when batting with the bases loaded... Finished second on the team (behind fellow freshman Ford Proctor) in at bats with the bases loaded... Reached base at a .378 pace when leading off an inning... Solid inaugural postseason included a .324 average (12-of-37), six runs scored and five RBI in the Owls' last ten games... Maintained a .310 average when facing the elite opponents that went on to play in the NCAA Tournament... Finished second on the team recording two or more hits in a game (17 times)... Became one of just four Owls all year to record four hits in a game, the best of his career while on the road against C-USA foe FIU... Enjoyed some of his biggest offensive success (.419 average on 13-of-31 hitting) when playing against schools from his home state of Florida... Drove-in 20 runs, half

Rice Statistics

Year	Avg	GP	GS	AB	R	H	2B	3B	HR	RBI	TB	SLG%	BB	HBP	SO	GDP	OB%	SF	SH	SB	ATT
2016	.293	51	48	174	18	51	6	1	0	20	59	.339	10	1	21	5	.335	0	4	0	0

of which were in pressure situations of having two outs already recorded in the inning... Tallied two or more RBI in game five times, including career-high three with bases-loaded double in the team's first road game at longtime foe Sam Houston State... Slugged a double and a triple for a career-best five total bases in the 7-2 home win over Lamar... Played in the South Florida Collegiate League (Del Ray Beach) over the summer... One of five Owls to be named in his summer league's all-star game, but the only Owl tabbed as the all-star MVP... Caught all nine innings of the exhibition at Cuban League team Artemisa, where he was intentionally walked twice and scored in five plate appearances.

High School — A 2015 graduate of Stoneman Douglas High School in Parkland, Fla.... First Team Louisville Slugger High School All-America, and a first team all-Florida Region by PerfectGame... Four-year varsity baseball starter/letterman under head coach Todd Fitz-Gerald... Helped lead the Eagles to three district titles and to back-to-back 8A Regional Finals in 2014-15 when he served as the team captain... Hit .443 with four home runs and 22 RBI as a senior to pace the team to a 23-5 overall record... Earned first team all-state by the Florida Athletic Coaches Association and first team all-county by the Miami Herald and Sun Sentinel... Hit .360 with six home runs and 64 RBI as a junior in 2014, but also graded out as one of the best defensive receivers in the baseball-rich state... Played select ball for Elite Squad Prime, and in 2011 he was a member of the a gold medal-winning United States national age-group team to represent the country in a tournament in Venezuela... Maintained a 4.0 grade

point average throughout high school... Played summer ball in the Perfect Game Collegiate League in Albany, N.Y., with former Owl **Grayson Lewis**.

Personal — Full name: Dominic Paul DiCaprio... Born: March 31, 1997, in Niskayuna, New York... Parents: David and Sue DiCaprio of Coral Springs, Fla. (one brother, one sister)... Father played semipro football for four years in Albany, New York... Uncle, Rit DiCaprio, played football at Maryland in mid 1970s... College: Will Rice

Rice Highs

2016 Season/Career

6, twice	At Bats
2, five times	Runs
4 at FIU, May 8	Hits
3 at Sam Houston St., Mar 2	RBI
1, six times	Doubles
1 vs Lamar, May 4	Triples
5 vs Lamar, May 4	Total Bases
1, ten times	Walks
1 vs Arizona, Feb. 21	Hit By Pitch
1, four times	SAC Bunt
15 vs UCF, Mar. 6	Put Outs
2, twice	Assists

Home Cookin'

The Rice Owls' year-by-year won-loss records when playing at home at Reckling Park.

Year	Record	Pct.
2000	28-9	.757
2001	29-9	.763
2002	36-6	.857
2003	35-4	.897
2004	31-6	.838
2005	26-6	.813
2006	34-6	.850
2007	33-3	.917
2008	28-5	.848
2009	24-8	.750
2010	21-6	.778
2011	23-12	.657
2012	24-10	.706
2013	24-8	.750
2014	21-10	.677
2015	21-8	.724
2016	21-9	.700
Total	459-125	.786



27
DH | R/R | Jr.-11
5-11 | 215 | Houston, Texas
Westbury Christian HS
Andrew Dunlap

Rice — 2016: Conference USA Academic Medalist; C-USA Academic Honor Roll; Improved over the course of the season, his first year to see game action... Finished third on the team in slugging percentage (.426)... Appeared in 29 games with 15 starts as the designated hitter, including opening day against eventual College World Series runner-up Arizona ... Made eleven appearances as a pinch-hitter, the most of any player on the team... Pinch hit in the second game of Charlotte series and remained in to play left field, the only time he took a defensive

position all season (and recorded his lone career put out in that game)... Recorded first career hit against No. 16 ranked East Carolina in the second inning of the middle game of the series with a RBI double to the gap in left-center, then later singled with the bases-loaded in the bottom of the sixth to drive-in two more and break a 2-2 deadlock... Returned the next day in the finale against the Pirates and slugged first career home run in the bottom of the eighth inning to tie the game 1-1 and ignite an eventual four-run Rice inning... Clubbed home runs in road games at UTSA and Houston to finish fourth on the team in round-trippers... Long, bases-load fly in the tenth inning of the C-USA Tournament game against FAU looked like it might break the 4-4 game wide-open, but the sacrifice fly on the warning track was enough to give the Owls a 5-4 lead (before eventually winning the game 6-4)... Batted .273 (6-of-22) when runners were in scoring position... Hit safely in three-straight C-USA appearances during one stretch... Collected two or more hits in a game three times... Yes it's true: knocked a triple as part of a two-hit day in a C-USA victory over Western Kentucky, tying him for fourth on the team in triples... **2015:** Was not on the Owls' roster... **2014:** Did not see game action in first season with the program.

High School — A 2013 graduate of Westbury Christian High School... Was selected in the 33rd round of the 2013 ma-

jor league draft by the Washington Nationals... Two-year varsity catcher for head coach Ricky Watkins who did not begin pitching until after the conclusion of his prep career... The Wildcats went 16-14 competing in the Texas Association of Private and Parochial Schools (TAPPS) District 4A as a senior in 2013... Hit .333 with seven home runs and 26 RBI as a junior in 2012 to help the squad go 27-10... Member of the Texas Rangers team at the Area Code Games in the summer of 2012... Maintained a 3.70 grade point average.

Personal — Full name: Andrew Bellows Dunlap. Born: May 4, 1994, in Houston. Parents: Frank and Alice Dunlap of Houston (two sisters). Married Dominica Herrera Casale on August 6, 2016, in Santiago, Chile. College: Hanszen.

Rice Highs

2016 Season/Career

4, four times	At Bats
1, six times	Runs
2, three times	Hits
3 vs East Carolina, Mar. 12	RBI
1, three times	Doubles
1, three times	Home runs
5 at UTSA, Mar, 18	Total Bases
1 at FIU, May 8	Walk

Rice Statistics

Year	Avg	GP	GS	AB	R	H	2B	3B	HR	RBI	TB	SLG%	BB	HBP	SO	GDP	OB%	SF	SH	SB	ATT
2016	.197	29	15	61	6	12	3	1	3	13	26	.426	1	0	23	1	.203	2	0	0	0



P | R/R | So.-11
35 5-10 | 179 | League City, Texas
 Clear Creek HS
Zach Esquivel

Rice — 2016: Conference USA Academic Honor Roll; Registered 18 appearances and worked his way into three starts in first season at the Division I level... Made first ten appearances out of the bullpen, including opening day against eventual College World Series runner-up Arizona... Struck out two Arizona batters in Rice debut, including slugger Bobby Dalbec (who went on to be selected by the Red Sox in the fourth-round of the MLB Draft)... Built a resume of eight strikeouts in 10.2 innings over ten relief outings when he was named for first collegiate

start, at home against longtime foe Lamar (May 4)... Struck out a career-high six Lamar batters without any walks in a career-long 5.2 innings to earn first Rice win... Both of the next two starts were against heavy-hitting crosstown rival Houston, where he allowed a combined four earned runs in 6.1 total innings... Pitched twice in the C-USA Tournament, including the championship final against Southern Miss where he struck out the only batter he faced in the top of the ninth inning... Last appearance was in relief in the 10-6 road victory at rowdy LSU in the NCAA Regional... Played in the California Collegiate League (Santa Barbara) over the summer.

High School — A 2015 graduate of Clear Creek High School in League City, Texas... Three-year varsity baseball starter under head coach Brent Kunefke... Helped lead the Wildcats to a 29-13 record and district title on the way to the 6A Region III Finals as a senior (the fifth round of the state playoffs before falling only to eventual state champion Cy Ranch HS)... Went 11-1 on the mound to earn second team All-Greater Houston and first team all-District 24-6A... First team 6A Academic All-State... National Hispanic Scholar... Member of the National Technical Honor Society.

Personal — Full name: Zachary Aaron Esquivel... Born: Feb. 21, 1997, in Webster, Texas... Parents: Gerald and Teresa Esquivel

of League City, Texas (one sister). A cousin, Travis Duke, plays baseball at the University of Texas, while another cousin, Brandon Ortiz, played college golf at Tyler Junior College. College: Duncan.

Rice Highs

2016 Season/Career

5.2 vs Lamar, May 4
 6 vs Lamar, May 4
 1, twice

Innings
 Strikeouts
 Hit Batters

Rice Statistics

Year	ERA	W	L	App	GS	CG	SHO	CBO	SV	IP	H	R	ER	BB	SO	2B	3B	HR	BF	O/Avg	WP	HBP
2016	5.16	1	1	18	3	0	0	0	0	29.2	35	19	17	21	22	6	0	5	138	.327	0	2



C | R/R | Jr.-11

25

**5-11 | 185 | Houston, Texas
Lamar HS**

Brandt Frazier

Rice — 2016: Conference USA Academic Honor Roll; Appeared in four games, each time as a defensive replacement behind the plate for senior **Hunter Kopycinski**... Made collegiate debut catching **Dane Myers** against crosstown rival Houston on May 10... Registered a career-high two put outs in the game, including hanging on to the ball to make a tag on a play at the plate... Returned four days later in a C-USA league game against eventual regular season champion Florida Atlantic, where he

caught **Nick Orewiler** in the top of the eighth inning before logging his first official at bat in the bottom of the ninth... Caught **Ben Schragger** and **Brent Schwarz** in the series finale vs. Houston (May 17) before logging final appearance in the NCAA Tournament... Caught the final four innings for **Ricardo Salinas** and **Willy Amador** as the Owls coasted to a 15-0 postseason win... Scored the game's second-to-last run after getting hit by a pitch to lead off the ninth inning... Sprinted home from second base on **Dayne Wunderlich's** single through the left side... Played in the Valley Baseball League (Charlottesville) over the summer... **2015:** Did not appear in any games in first collegiate season, but provided a valuable service to the team by working as a catcher in the bullpen... Helped with the daily preparation of one of the nation's top pitching staffs in practices and games.

High School — A 2014 graduate of Lamar High School in Houston... First team all-District 20-5A catcher... Helped lead the baseball program to a 19-9 record and appearance in the state tournament... Batted .389 with a .507 on-base average, two home runs and 23 RBI... Coached by David Joe Munoz... Two-year varsity letterman.

Personal — Full name: Kyle Brandt Frazier (prefers to go by middle name)... Born: December 2, 1995, in Houston... Parents: Kyle and Analisa Frazier of Houston. Rice College: Wiess.

Rice Highs

2016 Season/Career

1 vs Florida Atlantic, May 14	At Bats
1 vs SE Louisiana, June 6	Runs
1 vs SE Louisiana, June 6	Hit By Pitch
2 vs Houston, May 14	Put Outs

Rice Statistics

Year	Avg	GP	GS	AB	R	H	2B	3B	HR	RBI	TB	SLG%	BB	HBP	SO	GDP	OB%	SF	SH	SB	ATT
2016	.000	4	0	1	1	0	0	0	0	0	0	.000	0	1	1	0	.500	0	0	0	0



the leadership of former Owl letterman and current assistant coach **John Pope**)... Member of the National Honor Society.

Personal — Full name: Roel Garcia. Born: November 21, 1998, in Clear Lake, Texas. Parents: Roel, Jr., and Lupy Garcia of Deer Park (two sisters). College: Martel



29
P | R/R | Fr.-HS
6-4 | 220 | Deer Park, Texas
Deer Park HS
Roel Garcia

26
P | R/R | Fr.-HS
6-1 | 180 | Cypress, Texas
Cypress Woods HS
Garrett Gayle

High School — A 2016 graduate of Deer Park High School in Deer Park, Texas, just east of downtown Houston... Two-year varsity starter for head coach Chris Rupp (a former Rice baseball assistant coach under Wayne Graham from 2001-2002)... Helped lead the baseball team to a 37-3 record, the District 21-6A title, and to the Region III finals of the state tournament (one step away from advancing to the state final four)... Recorded 31 strikeouts as a senior... The team reached the regional quarterfinals in 2015, falling to eventual state champion Cy Ranch (under

High School — A 2016 graduate of Cypress Woods High School in Cypress, Texas... Two-year starting pitcher for head coach Kipp Pridgeon... Maintained a 1.89 ERA to help the Wildcats go 16-13 in rugged District 17-6A... Two-time Rawlings-Perfect Game Honorable Mention All-American... Second team All Texas Region by Perfect Game, who ranked him as the No. 40 right-handed prep pitcher in the state... Played in the Houston Area Baseball Coaches All Star game as a junior in 2015... Two-time Academic All-District... Named to the CWHs Academic

Honor Roll... Versatile student-athlete was a wide receiver for the football team... Played summer ball for Premier Baseball Futures.

Personal — Full name: Garrett Reed Gayle. Born: August 2, 1997, in Houston. Parents: Geoff and Susan Gayle of Cypress, Texas (one brother, one sister). College: Lovett



32

IF/OF | L/R | Fr.-HS | 6-0 | 175

North Richland Hills, Texas

Keller HS

Brad Gneiting

High School — A 2016 graduate of Keller High School in Keller, Texas... Three-year starter in the outfield, and four-year varsity letterman, for head coach Rob Stramp... Helped lead the baseball team to a 31-10-2 record and to the Region I semifinals of the 6A state tournament as a senior... Concluded four-year prep career with a .312 batting average... Two-time First Team District 5-6A honoree (recently ranked as the fourth-toughest baseball district in the nation by MaxPreps)... Honorable Mention All-American selection by Perfect Game, and one of the

publication's nationally-ranked outfielders... Selected to the South Top-Prospect Team in 2015 and played in the USA Baseball 17U National Team Identification Series... Hit .400 in Keller's 13-game playoff run to lead the squad to the 6A Regional I Final as a sophomore in 2014... Earned the AP Scholar Award... Ranked in the Top 5 percent of his class with a 4.05 grade point average.

Personal — Full name: Bradley Kerel Gneiting. Born: August 8, 1997, in Greensboro, North Carolina. Parents: Karl and Molly Gneiting of North Richland Hills, Texas (one brother). Father played college baseball and mom played college soccer. Played summer baseball for the Texas Stix. Chose to attend Rice over Dartmouth. College: Sid Richardson



IF | L/R | Jr.-2L
6-3 | 185 | Houston, Texas
Elkins HS
Tristan Gray

Rice — 2016: Conference USA Hitter of the Week (April 18); Major contributor thanks to adept versatility without any drop in offensive production... Steady .295 hitter and the team's home run leader who started at five different positions in the field over the course of the season... Starts were in left field (23 times), first base (eleven times), right field (three times), shortstop (twice) and third base (twice), while no other Owl started at more than two defensive positions all season... Was sidelined early in the year that limited him to just 42 games played with 41

starts -- and consider the team's predicament of having its versatile cleanup hitter finish a distant tenth on the squad in games played and plate appearances... Led the Owls in home runs (5) and was second in slugging percentage (.462)... Finished third on the squad in batting average (.295) and triples (2), and was fourth on the team in both doubles (7) and slugging total bases (.72)... Batted in as many as seven different spots in the order, but most were as the cleanup hitter (17 times)... Reached base at a .488 pace (21-of-43) when leading off an inning... Hit .341 with a team-best .494 slugging percentage in C-USA league games... Went 7-for-22 (.318) with a homer and nine runs scored in Rice's five games at the C-USA Tournament... Enjoyed a .344 average (22-for-64) and .500 slugging percentage in home games at Reckling Park... Collected two or more hits in a game eleven times, and tied for fourth on the team with at least five three-hit games (to tie a career-high)... Tallied three hits in all three games of the C-USA series vs. Charlotte... Maintained a 12-game hitting streak that was the team's second-best all season long... Reached base in 19-consecutive games during one stretch... Became the first Owl in four years to homer on opening day, which was one of four solo shots... Drove-in two more runs in a game

three times, and was one of only two Owls to tally five RBI in a single game (vs. eventual C-USA regular season champion FAU)... Scored a career-high three runs twice, against Louisiana Tech in the C-USA Tournament and LSU in the NCAA Tournament... Half of his 28 runs scored were in the ten postseason games over the final two weeks of the year, which shared the team's postseason lead with Grayson Lewis)... Started at second base (the one infield position he did not play in the regular season) in the Owls' November exhibition against Cuban League foe Artemisa, where he went 1-for-3 with a walk... Recorded three defensive assists in the game and halted a Cazadores rally in the bottom of the fifth by starting an inning-ending double play... Played in the prestigious Cape Cod League (Falmouth) over the summer... One of five Owls to be named in his summer league's all-star game... **2015:** Appeared in 56 games with 47 starts as a true freshman... Started at third base on opening day against No. 6 ranked Texas and went on to make 38 starts at the hot corner before moving over to start nine times at shortstop for the final two weeks of the year... Shared the team lead in triples (3) and finished second on the squad with three home runs... Two of the homers were three-run shots, vs. Stanford and Texas State... Drove-in a career-

Rice Statistics

Year	Avg	GP	GS	AB	R	H	2B	3B	HR	RBI	TB	SLG%	BB	HBP	SO	GDP	OB%	SF	SH	SB	ATT
2015	.247	56	47	154	29	38	4	3	3	25	57	.370	10	5	31	1	.310	2	3	0	1
2016	.295	42	41	156	28	46	7	2	5	18	72	.462	12	2	31	6	.353	0	3	0	2
Totals	.271	98	88	310	57	84	11	5	8	43	129	.416	22	7	62	7	.331	2	6	0	3

high three RBI in a game four different times... Hit .292 (14-of-48) with men in scoring position and went 3-for-9 when batting with the bases-loaded... Collected two or more RBI in game six times... Tallied two or more hits in a game eight times, including a career-best three hits vs. nationally-ranked crosstown rival Houston in the 20-inning NCAA Regional marathon... Also tied the Rice school record (along with **Connor Teykl** and **Charlie Warren**) for most at bats in a single game (9) in that contest... Reached base at a .364 clip (16-of-44) when leading off an inning... Posted exactly the same 19-of-77 (.247) hitting pace in the second half of the season as he did in the first half... Usually batted seventh in the lineup (28 times), but also started as the No. 6 hitter 12 times... Came off the bench to play nine times, third-highest total on the squad... Subbed-in one time as the new DH and made eight appearances as a pinch hitter... Stayed in to play third base after each time to pinch hit, and was a combined 3-for-12 in those games.

High School — A 2014 graduate of Elkins High School in Missouri, City, Texas... Was selected in the 37th round of the 2014 major league draft by the New York Mets... Ranked as the No. 133 high school senior in the country by PerfectGame... Second-Team 5A All-State honoree by the Texas High School Baseball Coaches Association... Most Valuable Player of District 23-5A and first team shortstop as a senior... All-district honoree in each of his four years starting for head coach Tyler Porter, including freshman year as an outfielder... Batted .456 with five home runs and 23 RBI in 30 games as a senior, leading the Knights to a 19-9-

2 record, regular season 23-5A championship, and to a bi-district title... Outstanding student who was three-time member of the Dean's List.

Personal — Full name: Tristan Colby Gray. Born: March 22, 1996, in Houston. Parents: Jason and Angie Gray of Missouri City (one sister). Father was a two-year Rice letterman for coach Graham (1999-2000, Baker College) who finished his Owl career with a .316 career batting average and a total of 23 home runs. Jason Gray played in the Texas Rangers organization after being selected in the 26th round of the 2000 MLB Draft. Rice College: Sid Richardson.

Rice Highs

2016 Season

7 at LA Tech, May 20
3, twice
3, five times
5 vs Florida Atlantic, May 13
1, seven times
1, twice
1, five times
5, twice
2, three times
1, twice
1, three times
none
17 at LA Tech, May 20
3, twice

At Bats
Runs
Hits
RBI
Doubles
Triples
Home runs
Total Bases
Walks
Hit By Pitch
SAC Bunt
SAC Fly
Put Outs
Assists

Career

9 at Houston, May 31, '16
3, twice
3, six times
5 vs FAU, May 13, '16
1, eleven times
1, five times
1, eight times
5, three times
2, three times
1, seven times
1, six times
1, twice
17 at LA Tech, May 20, '16
5 at UAB, Apr. 10, '15

Gray Family HR Race

The playing specifications of both the collegiate bats and baseballs may have changed over the years, but here's a closer look at the Gray family's Rice Career Home Run race heading into the start of the 2017 season.

Rice Owl	Games	HR
Jason Gray	139	23
Tristan Gray	98	8



IF/P | R/R | So.-11
5-11 | 180 | Spring, Texas
Klein HS
28
Kendal Jefferies

Rice — 2016: Contributed with a wide range of versatility in first Division I season... Played in a total of 24 games as a true freshman and led the team with 21 games as a substitute... Often asked to change roles within a game, such as going from pitcher to third base (which he did three different times)... Taking

into account the various in-game switches his final appearance breakdowns were: infielder (ten times), pitcher (seven times), designated hitter (five times), outfielder (three times) and pinch-runner (five times) -- which adds-up to more than 24 games played... Worked his way into three starts as a rookie, including twice as the designated hitter and once at second base... Started at second base at longtime foe Sam Houston State and went 1-for-4 with an RBI, as well as make a career-high six defensive put outs... Came off the bench to drive in runs in wins against Texas State and UCF... Pinch-ran against No. 16 ranked East Carolina, then remained in the game to collect a base hit in his only at bat... Scored runs against East Carolina and Old Dominion as a pinch-runner... Very first Rice appearance was as a relief pitcher on opening day against an Arizona squad that went on reach the championship final of the College World Series... Fired 1.1 scoreless innings against Arizona without allowing any hits and striking out one... Earned first career win on the mound in a career-long 1.2 innings against crosstown rival Houston, a game where he also played third base... All but one-third of his 6.0 innings were against non-conference teams... Started at third base in the November exhibition against Cuban League team Artemisa, and threw out both of the first two batters of the game in the bottom of the first inning -- setting the tone for a solid defensive

Rice Statistics

Year	Avg	GP	GS	AB	R	H	2B	3B	HR	RBI	TB	SLG%	BB	HBP	SO	GDP	OB%	SF	SH	SB	ATT
2016	.125	20	3	16	2	2	0	0	0	3	2	.125	1	1	5	0	.222	0	1	0	0

Preseason Favorite... Again!

With preseason all-conference honorees **Glenn Otto, Ford Proctor, Ricardo Salinas, and Charlie Warren** leading the way, Rice was picked to finish first in the league in the 2017 C-USA head coaches' poll:

PREDICTED ORDER OF FINISH

1. Rice (5)
2. Florida Atlantic (4)
3. Southern Miss (3)
4. Old Dominion
5. Louisiana Tech
6. Charlotte
FIU
8. Marshall
9. UAB
10. Middle Tennessee
UTSA
12. Western Kentucky

Rice has been picked to finish first in the conference every year since joining the league in 2006 (with the exception of 2010 when there was no poll).

outing by the entire team in a 4-0 shutout victory... Went on to record another defensive assist at third to get the final out in the bottom of the eighth inning... Played in the California Collegiate League (Neptune Beach) over the summer.

High School — A 2015 graduate of Klein High School in Klein, Texas... Three-year varsity baseball starter for head coach Barry Smith... Earned back-to-back all-District 15-6A honors as a pitcher in 2014-2015, posting a combined eight wins, five saves, a 1.16 ERA and 102 strikeouts in 85.0 innings... Helped lead the team to an 18-10 record in 2015... The Bearkats won district crowns in senior and sophomore seasons, where he hit .326 as the starting left fielder... Versatile student-athlete who also lettered three years in football and was a second-team all-district selection at safety... Maintained a 4.4 grade point average.

Personal — Full name: Kendal Baylor Jefferies... Born: August 9, 1996, in Houston... Parents: David and Diane Jefferies of Spring, Texas (two brothers). Older brother, Reese, played one year at San Jacinto College. College: Baker Martel.

Rice Highs

2016 Season/Career

1 at Sam Houston St., Mar. 2	At Bats
1, twice	Runs
1, twice	Hits
1, three times	RBI
1, twice	Total Bases
1 vs UCF, March 6	Walks
1 vs Charlotte, April 29	Hit By Pitch
1 vs Old Dominion, Mar. 27	SAC Bunt
1, four times	Put Outs
6 at Sam Houston St., Mar. 2	Assists

2016 Season/Career

1.2 at Houston, March 22	Innings
1, tree times	Strikeouts
1 at Houston, March 22	Wild Pitches
1, twice	Hit Batters

Rice Statistics

Year	ERA	W	L	App	GS	CG	SHO	CBO	SV	IP	H	R	ER	BB	SO	2B	3B	HR	BF	O/Avg	WP	HBP
2016	10.50	1	0	7	0	0	0	0	0	6.0	7	7	7	7	3	2	0	2	33	.318	1	2

20 Titles From 1996-2015

Here is a closer look at Rice's run of winning either a conference regular season championship, a league tournament title, or both, from 1996 to 2015:

Year	Conf.	Regular Season	Tournament
2015	C-USA	1st	tied 7th
2014	C-USA	1st	1st
2013	C-USA	tied 1st	1st
2012	C-USA	1st	tied 5th
2011	C-USA	tied 1st	1st
2010	C-USA	1st	2nd
2009	C-USA	2nd	1st
2008	C-USA	1st	tied 7th
2007	C-USA	1st	1st
2006	C-USA	1st	1st
2005	WAC	1st	no tourney
2004	WAC	1st	no tourney
2003	WAC	1st	no tourney
2002	WAC	1st	no tourney
2001	WAC	1st	no tourney
2000	WAC	tied 1st	no tourney
1999	WAC	1st	1st
1998	WAC	1st South Div.	1st
1997	WAC	1st South Div.	1st
1996	SWC	tied 6th	1st



P | L/L | So.-11
23
6-8 | 250 | Miami, Florida
Gulliver Preparatory
Evan Kravetz

Rice — 2016: Conference USA Academic Honor Roll; Second on the pitching staff with 21 appearances in debut season of Division I baseball, all but one of which was in relief... Finished second on the team in ERA (2.28), and tied for second on the staff in lowest opponents' batting average (.209), for Owls with at least the same amount of innings (23.2)... Made first Rice appearance Feb. 23 against eventual NCAA Regional participant Dallas Baptist, where he struck out a career-high two batters in 1.1 scoreless innings... Fired a career-long 3.2 innings of one-hit

scoreless relief at home against No. 7 ranked TCU... Earned first career save with 3.0 scoreless frames against C-USA foe Charlotte where he allowed just one base hit... Did not allow an earned run over his first 14.2 innings spanning 11 relief outings... Lone starting assignment was in the morning semifinal game of the C-USA Tournament against 41-win foe Louisiana Tech... Worked 3.0 innings and struck out one in a no decision against the heavy-hitting Bulldogs... Finished the year with nearly one-third of his total innings (7.0) against a talented LA Tech squad that went on to earn an at-large bid to the NCAA Tournament... Pitched twice against No. 5 ranked LSU in the NCAA Tournament... Played in the California Collegiate League (Neptune Beach) over the summer... One of five Owls to be named in his summer league's all-star game.

High School — A 2015 graduate of Gulliver Preparatory in Pinecrest, Fla.... Four-year varsity letterman, and three-year starter, under head coach Javy Rodriguez... Helped lead the Raiders to a 25-7 record, the District 16-4A regular season championship, and to the semifinals of the state tournament as a senior... Went 4-1 on the mound with an 0.87 ERA in 40.1 innings to earn all-district honors in 2015... Held opposing hitters to a .181 average while registering 8.7 strikeouts per 9.0 innings... Earned first team all-Miami-Dade County honors from the Miami-Herald...

Selected for the USA Baseball NTIS South Florida Region Team (16u and 17u).

Personal — Full name: Evan Jacob Kravetz. Born: December 19, 1996, in Miami, Fla. Parents: Jeffrey and Lisse Kravetz of Miami (sister, Rebecca). College: Baker

Rice Highs

2016 Season/Career

3.2 vs TCU, March 15	Innings
2 vs Dallas Baptist, Feb. 23	Strikeouts
1 vs Houston, May 17	Wild Pitches
none	Hit Batters

Rice Statistics

Year	ERA	W	L	App	GS	CG	SHO	CBO	SV	IP	H	R	ER	BB	SO	2B	3B	HR	BF	O/Avg	WP	HBP
2016	2.28	1	0	21	1	0	0	0	1	23.2	18	7	6	14	8	2	1	1	102	.209	1	0



4 **C/IF | R/R | So.-Tr.**
5-7 | 165 | Conroe, Texas
Howard College | Spring HS
Robbie Lammons

Howard College — Played the 2016 season at Howard College in Big Spring, Texas... Hit .371 with nine home runs, 58 RBI and 16 stolen bases... Coached by Britt Smith... The Hawks finished 36-22 with a regional appearance... Maintained 4.0 grade point average as a sports management major.

High School — A 2015 graduate of Spring High School in Spring, Texas... Three-year varsity starter behind the plate, or as a utility player, under head coach Lou Ferrell... Earned all-district

honors to help the Lions go 21-7 as a senior and reach the bi-district playoffs.

Personal — Full name: Robbie Jerome Lammons... Born: July 5, 1996, in Spring, Texas... Parents: Jerry and Rehnia Lammons (one brother, one sister)... Family has enjoyed a long relationship with Rice baseball... College: Brown



36 **P/IF | R/R | Fr.-HS**
6-1 | 170 | Spring, Texas
Oak Ridge HS
Addison Moss

Finished the fall training program as the team's top hitting freshman, and was the lone rookie to play in the November exhibition against professional Cuban League team Artemisa... Started the game at first base batting seventh in the lineup, and was error-free in the field in nine defensive chances... Switched spots with starting pitcher **Dane Myers** in the bottom of the seventh inning and closed out the final 3.0 scoreless frames for an international save... Scattered two singles with no walks and one strikeout in the 4-0 shutout victory at *Estadio 26 de Julio* in Cuba.

High School — A 2016 graduate of Oak Ridge High School in Conroe, Texas... Two-year starter, and four-year baseball letterman, for head coach Mike Pirtle... Helped lead the War Eagles to the 6A Region II semifinals (fourth round) of the state tournament as a senior (before falling to the eventual 2016 champs Dallas Jesuit)... Led the squad to a 29-4 overall record and undefeated mark in District 16-6A on the way to the Region II finals (fifth round) as a junior in 2015 (one spot away from the state's final four teams)... Named to the 2015 Greater Houston Junior All-Star squad... Maintained a 2.05 ERA and averaged 11.2 strikeouts per 9.0 innings with a 0.80 WHIP... Contributed 16 RBI in 24 games on the offensive side as a junior... Played summer ball for 17u-Twelve... Named a 2016 Rawlings-Perfect Game Honorable Mention All-American... Second team All Texas Region by Perfect Game, ranked as the No. 19 right-handed pitcher in the state.

Personal — Full name: Addison Joel Moss. Born: September 10, 1997, in Virginia Beach, Va. Parents: Brian and Amy Moss of Spring, Texas (two brothers and five sisters). Chose to attend Rice over the U.S. Air Force Academy. College: McMurtry




16 **OF/P | R/L | Fr.-HS**
6-3 | 205 | Abilene, Texas
Wylie HS
MacKenzie Mueller

High School — A 2016 graduate of Wylie High School in Abilene, Texas... Helped the Bulldogs' baseball team storm to the 4A state championship with a final overall record of 32-3... Coached by Clay Martin... Senior year accolades included second team All-America by MaxPreps, the 4A Player of the Year by the Texas Sports Writers Association, first team all-state by the Texas H.S. Coaches Association, and MVP of the 4A state tournament... Went 12-0 on the mound with a 1.01 ERA, and hit .491 with three homers in 2016... Was named the District 6-4A Most Valuable



Player as a junior in 2015 after leading the Bulldogs to a 28-6 record and No. 3 ranking in the state... District pitcher of the year as a sophomore, and also a member of Team America that played in the Dominican Republic in 2014... Played summer ball for the Fort Worth Cats 17u White, earning 2016 Rawlings-Perfect Game Honorable Mention All-American... Second team All Texas Region by Perfect Game, ranked as the No. 34 left-handed pitcher in the state... Member of the National Honor Society... Named to the WHS Honor Roll after maintaining a 3.9 grade point average..

Personal — Full name: MacKenzie Scott Mueller. Born: December 16, 1997, in Oklahoma City, Okla. Parents: Mark and Jennifer Mueller of Abilene, Texas. Chose to attend Rice over Columbia and the United States Military Academy at West Point. Recently served as a volunteer coach in the Abilene Little League after his own experience of having played in the Little League World Series in Williamsport, Pa. College: Hanszen



IF/P | R/R | Jr.-2L

6-2 | 205 | Katy, Texas

Taylor HS

Dane Myers

10

Rice — 2016: Big contributor at the plate and as a right-handed pitcher... Appeared in 56 games of the team's 62 games with 53 starts... Started the first 52 games at third base, then pitched out of the bullpen three times in the postseason before making his first career start on the mound in an NCAA Regional against No. 5 ranked LSU at a rowdy Alex Box Stadium... Worked 4.1 innings against LSU in a no-decision, but held the Tigers in check just enough for Rice to post a 10-6 victory and force the winner-take-all Tuesday final... Each of his first 15 pitching

appearances were in relief, including 12 outings where he initially started that game at third base... Was second on the staff in saves (7) and games-finished (13)... Averaged more than 1.2 innings per relief outing, but posted a career-long 4.2 innings with a season-high tying four strikeouts while earning a save in the Conference USA tournament against Louisiana Tech... Also posted four strikeouts in 2.1 hitless innings against Sam Houston State for the second save of his collegiate career... Notched first career save in 3.0 scoreless frames at Houston... Registered first career win in first pitching outing of the year, the finale of the season-opening series against eventual College World Series runner-up Arizona... Versatile athlete added almost 100 points to his batting average as a freshman to settle in as the regular third baseman (after two other players shared the spot in 2015)... Batted .264 for the season with the steadiest of splits: .260 in the first half and .268 in the second half, as well as .267 in day games and .260 in night games... Longest hitting streak was five games, but finished the season hitting safely in four-straight... Stepped-up to hit .300 when runners were in scoring position and reached base at a .413 clip (19-for-46) when leading off an inning... Collected two or more hits in a game 14 times, including a career-

best three hits against C-USA foes Charlotte and Louisiana Tech... Two-hit game against Arizona featured two triples, becoming the first Owl to have two triples in a game since eventual major leaguer **Josh Rodriguez** vs. Miami-Ohio in 2004... Went on to lead the team, and share the C-USA lead, with four triples... Finished with the same number of triples as doubles... Stole seven bases to share the team lead (with **Ryan Chandler**)... Tied for third on the team in walks (25) and was fifth in both on-base percentage (.358) and runs scored (31)... Scored two or more runs in a game ten times, including a career-high three runs in the series finale at FIU... Knocked two home runs, both solo shots at home against C-USA foes Old Dominion and Charlotte... A closer look at 38 strikeouts is in order because 14 of the Ks (40 percent) were in the first eight games of the season before March 1... Biggest and best outing of the year was one only a handful of Americans saw, but would have made the entire nation proud, scattering two singles and two walks with five strikeouts over 6.0 innings in a start against the older and professional Cuban League team Artemisa... Retired seven of the first eight batters he faced, but picked that initial runner off first base which seemed to spark Rice on offensive side in the top of the very next inning... He

Rice Statistics

Year	ERA	W	L	App	GS	CG	SHO	CBO	SV	IP	H	R	ER	BB	SO	2B	3B	HR	BF	O/Avg	WP	HBP
2015	2.45	0	0	8	1	0	0	1	0	11.0	6	3	3	10	14	0	0	1	52	.158	1	3
2016	6.68	1	2	16	1	0	0	0	7	31.0	44	24	23	11	23	4	0	4	146	.344	1	5
Totals	5.57	1	2	24	2	0	0	1	7	42.0	50	27	26	21	37	4	0	5	198	.301	2	8

helped his own cause by lining a one-out single into centerfield and moving up to scoring position when the outfielder threw out the lead runner at third base... Scored from second on **Ford Proctor's** RBI single into left to give los Buhos (the Owls) the first run (and as it turned out only run the team would need) that day in Cuba... Went on to play first base for the final three innings, finishing his day at the plate with two hits, a run scored and a walk... After the game many of the Artemisa players wanted to get their photo taken with Myers, the American star... **2015:** Appeared in a total of 21 games as a true freshman, both as a position player (13 games) and right-handed pitcher (8 games)... Worked his way into five starting assignments, including two at third base, two as the designated hitter and once on the mound... Entered a game as a pinch hitter seven times, replaced the designated hitter once, and made one appearance as a defensive substitute in right field... Role evolved from contributing as a position player/hitter in the first half of the season (12 games) to more work as a pitcher in the second half (5 of his 7 relief appearances)... Was the first right-handed pinch hitter used on opening day, and then remained in the game to play third base against the No. 6 ranked Longhorns... Started in right field the next day in the second

game of the double-header, where he collected his first base hit to lead off the bottom of the third and then scored... Came off the bench to drive in a pair of runs and score a week later against Stephen F. Austin... Punched a pinch hit single in the bottom of the eighth inning against Conference USA foe Southern Miss... Made his mound debut on March 20 in the C-USA opener at Old Dominion and recorded a strikeout in 1.0 inning of work... Earned a midweek start four days later at home against Sam Houston State and was solid in holding the Bearkats to no runs on just one hit while striking out eight in a career-long 4.1 innings... Returned to the bullpen and made five more appearances against C-USA foes before his final outing on the last day of the year in the NCAA Tournament... Finished fourth on the staff with a 2.45 ERA... Held a total of 38 hitters faced to a composite .158 batting average, the second-best mark on the team... Averaged 11.5 strikeouts per 9.0 innings of work... Was announced as a pinch hitter in the opening game of the C-USA series at Charlotte, then almost immediately subbed right back out for another pinch hitter (Blake Fox) when the 49ers then changed pitchers.

High School — A 2014 graduate of Taylor High School in Katy, Texas... Three-year varsity starter on the mound and in the



International Star!

After a sensational game on the mound and at the plate, many of the Artemisa players wanted their photo taken with Dane Myers.

infield... Helped lead the Mustangs to a 27-11-1 record and to the 5A Region III quarterfinals of the state tournament... Played in 5A Texas High School Baseball Coaches All-Star game as both a junior and a senior... Named 2014 PerfectGame All-Region, and to the World Showcase Top Prospect Team... Hit .391 with a .623 slugging percentage and .506 on-base average as a junior 2013, starting games at shortstop, second and third base... Selected to both the 2013 Texas Scouts Association Invitational and made PerfectGame's WWBA Tournament as both an infielder and pitcher... Coached by Cory Bowyer in baseball... Versatile student-athlete was also a three-year football letterman who earned all-

Rice Statistics

Year	Avg	GP	GS	AB	R	H	2B	3B	HR	RBI	TB	SLG%	BB	HBP	SO	GDP	OB%	SF	SH	SB	ATT
2015	.176	13	4	17	3	3	0	0	0	2	3	.176	3	2	5	0	.364	0	1	0	0
2016	.264	52	52	182	31	48	4	4	2	21	66	.363	25	4	38	4	.358	4	0	7	10
Totals	.256	65	56	199	34	51	4	4	2	23	69	.347	28	6	43	4	.359	4	1	7	10

District 19-5A honors and was the Mustangs' offensive MVP.. Academic all-district honoree for both baseball and football.

Personal — Full name: Dane Michael Myers. Born: March 8, 1996, in Columbus, Texas. Parents: Mother is Rhonda Myers of Katy, Texas (one brother, one sister). Brother, Corey, played baseball at Texas A&M-Corpus Christi. Volunteers time with community service organizations. College: Sid Richardson.

Rice Highs

2016 Season		Career
6 at LA Tech, May 20	At Bats	6 at LA Tech, May 20, '16
3 at FIU, May 8	Runs	3 at FIU, May 8, '16
3, twice	Hits	3, twice
2, five times	RBI	2, six times
1, four times	Doubles	1, four times
2 vs Arizona, Feb. 21	Triples	2 vs Arizona, Feb. 21, '16
1, twice	Home Runs	1, twice
6, twice	Total Bases	6, twice
2, five times	Walks	2, five times
1, four times	Hit By Pitch	1, six times
none	SAC Bunt	1 at Charlotte, Mar. 7, '15
1, four times	SAC Fly	1, four times
3, three times	Put Outs	3, three times
6, twice	Assists	6, twice
4.2 vs. LA Tech, May 28	Innings	4.2 vs. LA Tech, May 28
4, twice	Strikeouts	8 vs. Sam Houston, Mar. 24, '15
1 vs Sam Houston, Mar. 29	Wild Pitches	1, twice
2 vs Sam Houston, Mar. 29	Hit Batters	2, twice

Rice Since 1999 (1st Year of Super Regionals)

Using the 1999 season as the starting point (the year the NCAA expanded the postseason tournament field to 64 teams with the current Super Regional format), Rice baseball has maintained one of the nation's top win percentages over the last 18 years. Here's a closer look at the country's winningest programs from 1999-2016:

Team	Years	Wins	Loses	Ties	PCT	Team	Years	Wins	Loses	Ties	PCT
Florida State	18	876	321	1	.732	East Carolina	18	697	392	4	.640
Rice	18	837	326	0	.720	Florida Atlantic	18	690	389	1	.639
South Carolina	18	826	355	0	.699	Louisville	18	704	400	1	.638
North Carolina	18	797	346	1	.697	Texas A&M	18	718	408	3	.637
LSU	18	807	354	6	.694	Oregon State	18	659	375	1	.637
Miami (Fla.)	18	782	344	3	.694	Tulane	18	699	398	2	.637
Cal St. Fullerton	18	775	347	0	.691	Oklahoma State	18	694	397	0	.636
Coastal Carolina	18	769	349	0	.688	Stanford	18	690	395	2	.636
Oral Roberts	18	733	344	0	.681	Col. of Charleston	18	676	387	2	.636
Arizona State	18	708	335	2	.678	Kent State	18	675	387	0	.636
Texas	18	772	373	1	.674	Dallas Baptist	11	409	236	0	.634
Georgia Tech	18	746	377	1	.664	Vanderbilt	18	701	414	0	.629
Virginia	18	722	377	3	.657	Ohio State	18	666	399	2	.625
Clemson	18	753	412	1	.646	UL-Lafayette	18	689	416	1	.623
TCU	18	716	393	0	.646	Southern Miss	18	677	410	1	.623
Nebraska	18	703	387	2	.645	Mississippi	18	694	423	1	.621
Florida	18	737	407	2	.644	Notre Dame	18	660	403	5	.620

Another way of looking at Rice's .720 win percentage is that it is the equivalent of a major league team winning 116 games in a single season. Rice has maintained this elite pace since 1999.



P | R/R | Jr.-11
13 **6-3 | 185 | Galveston, Texas**
Ball HS
Nick Orewiler

Rice — 2016: Conference USA All-Academic Team... Pitched in nine games, all out of the bullpen (and made ten appearances overall)... Recorded first career save with a sensational 3.0-inning outing against state foe and eventual NCAA Regional participant Dallas Baptist... Fired three scoreless frames with a career-high five strikeouts and no walks against DBU... Six of nine games to pitch were against non-conference opponents... Made Rice debut the opening weekend of the season with a scoreless frame against eventual College World Series runner-up

Arizona... Threw 2.0 innings against SEC foe Arkansas in a game played downtown at Minute Maid Park... Showed versatility and unselfishness for the team by appearing in one game as a pinch-runner... Pinch ran at second base for the injured **Connor Teykl** in the top of the 15th inning of tight C-USA road game at Louisiana Tech... Played in the California Collegiate League (Neptune Beach) over the summer.. **2014-2015: Conference USA All-Academic Team...** Did not see game action in first two seasons with the program... Worked hard to join his teammates for the 2015 fall training program, where he continued his progress to help the Owls as a right-handed pitcher.

High School — A 2013 graduate of Ball High School in Galveston, Tex.... Four-year varsity starter... Three-time all-District 24-4A selection... Two-time All-Galveston County selection and two-time Houston Area Baseball Coaches Association all-star... Served two seasons as the team captain and helped the Tornados win two District 24-4A titles... Helped squad go 17-8 and reach the 4A regional quarterfinals... Went 4-3 with a save while maintaining a 2.81 ERA in 32.1 innings of mound work as a junior... Hit .329 with 23 RBI and 21 runs scored in 35 games to help the Tors reach the bi-district playoffs in 2012... Coached by Steve Hecker.

Personal — Full name: Nicholas David Orewiler. Born: January 1, 1995 in Fostoria, Ohio. Parents: Ryan and Katherine Orewiler of Galveston. Older brother, **Austin**, pitched for the Owls and was selected in the Major League Draft in 2015. College: Lovett

Rice Highs

2016 Season/Career

3.0 vs. Dallas Baptist, Feb. 23	Innings
5 vs. Dallas Baptist, Feb. 23	Strikeouts
1 vs Houston, May 17	Wild Pitches
1 vs Arkansas, Feb. 26	Hit Batters

Rice Statistics

Year	ERA	W	L	App	GS	CG	SHO	CBO	SV	IP	H	R	ER	BB	SO	2B	3B	HR	BF	B/Avg	WP	HBP
2016	11.57	0	0	9	0	0	0	0	1	9.1	18	12	12	13	6	3	0	1	57	.429	1	1



P | R/R | Jr.-2L

**6-4 | 225 | Spring, Texas
Concordia Lutheran HS**

Glenn Otto

Rice — 2016: NCAA All-Regional Team; All-Conference USA (first team); Led Rice and Conference USA, and tied for 24th among the NCAA individual leaders, with 33 pitching appearances... All 33 games were in relief, the most in C-USA... Shared the Rice and C-USA lead of nine pitching wins with teammate **Ricardo Salinas** (also among the NCAA individual Top 50)... Winning pitcher in three of the Owls' ten postseason games played in the C-USA and NCAA Tournaments... Finished second in the league, and 45th among the NCAA leaders, in ERA (2.26)...

Posted the best opponents' batting average on the Rice staff (.209), that was the second-best mark in the league... Tied for sixth in the conference in saves (8) and was seventh in strikeouts (76)... Averaged more than 2.0 innings per outing, and worked at least 3.0 frames ten different times... Pitched a season-long 5.0 innings and recorded a season-high eight strikeouts for a win against UCF... Two weeks later he struck out eight of the ten batters faced for a save in the series finale at UTSA... Worked a combined 7.1 innings and allowed just two runs with seven strikeouts in two NCAA postseason games on the road at rowdy No. 5 ranked LSU... Averaged 9.5 strikeouts and 6.7 hits allowed per 9.0 innings... Pitched 25.0 consecutive innings without allowing an earned run during a 24-game stretch in the middle of the season... Maintained a 0.68 ERA in 15 C-USA outings totaling 26.2 innings... Stepped into the batter's box to hit for the first time as the May 20 game at LA Tech reached 15 innings... Was selected to pitch for the U.S. Collegiate National Team over the summer on a tour that included games in four countries against often older, international all-stars from Japan, Chinese Taipei and Cuba... Made second 2016 trip to Cuba with the Owls in Nov... **2015:** Sensational debut season of Division I baseball... Led Con-

ference USA in ERA (1.54) and opponents' batting average (.142) for pitchers with at least the same number of innings (41.0)... Finished 10th in the conference for strikeouts (65), but seven of the nine C-USA pitchers ahead on the strikeout list had twice as many innings to help build their K total -- with the two exceptions being his own teammates and eventual MLB Draft picks **Jordan Stephens** (59.2 IP) and **Matt Ditman** (58.2 IP)... Led the staff with an eye-opening 14.3 strikeouts per 9.0 innings, one of the highest single-season averages in Rice history (min. of 41.0 IP)... Struck out the only three batters he faced in his collegiate debut on opening day vs. No. 6 ranked Texas, then returned in the series finale two days later and struck out four more Longhorns in 1.1 innings -- so each of his first seven outs in Division I were all via strikeout (and in fact 9 of his first 10 outs were Ks)... Highest single-game strikeout total was nine in the second of starts vs. nationally-ranked crosstown rival Houston at Constellation Field (May 12)... Needed only 3.2 innings for nine strikeouts, the fourth-highest single-game total by an Owl all year... Made first career start on March 31 at longtime state rival Lamar and worked a predetermined total of 2.0 innings... Second on the staff (behind Ditman) with 23 total appearances and usual role

Rice Statistics

Year	ERA	W	L	App	GS	CG	SHO	CBO	SV	IP	H	R	ER	BB	SO	2B	3B	HR	BF	O/Avg	WP	HBP
2015	1.54	2	0	23	2	0	0	3	1	41.0	20	9	7	28	65	2	1	1	175	.142	6	3
2016	2.26	9	2	33	0	0	0	3	8	71.2	53	25	18	30	76	10	2	2	296	.209	6	4
Totals	2.00	11	2	56	2	0	0	6	9	112.2	73	34	25	58	141	12	3	3	471	.185	12	7

was as a setup man, finishing a game only seven times... Notched his lone save with 3.0 hitless innings in the home meeting vs. UH... Averaged 1.2 innings for 21 relief outings... Pitched a career-long 5.1 frames of two-hit relief in the 20-inning marathon vs. UH in the NCAA Tournament, only to earn a no-decision... Compiled a stretch of 18.0 consecutive scoreless innings over nine games in April and May that also included 34 strikeouts... Earned wins out of the bullpen against LA Tech and Sam Houston St... Of nine runs he was charged with all year, only one was while pitching 21.2 home innings at Reckling Park... Maintained a 0.60 ERA in 15.0 innings against ranked teams, and a 0.39 ERA in 23.1 innings vs. NCAA Tournament teams.

High School — A 2014 graduate of Concordia Lutheran High School... First team 5A All-State... Led the Crusaders to a 22-10 record and second-place at state, earning selection to the TAPPS All-Tourney team... Two-time all-District 3... Coached by Rick Lynch.

Personal — Full name: Glenn David Otto, Jr.... Born: March 11, 1996, in Houston... Parents: Glenn Otto and Janet Wells (one sister)... College: Duncan.

Rice Highs

2016 Season

5.0 vs UCF, May 6
8, twice
1, six times
1, four times


Innings
Strikeouts
Wild Pitches
Hit Batters

Career
5.1 at Houston, May 31, '15
9 vs. Houston, May 12, '15
1, twelve times
1, seven times

What's Your College?

If you're keeping score, here's how the 2017 baseball team is grouped by their Rice College:

Baker	2	(Jefferies, Kravetz)
Brown	5	(Lammons, Staab, Tanner, Warren, Wunderlich)
Duncan	3	(Esquivel, Otto, Parthasarathy)
Hanszen	3	(Dunlap, Mueller, Silber)
Jones	3	(Brewer, Proctor, Salinas)
Lovett	3	(Gayle, Orewiler, Wright)
Martel	3	(Amador, Garcia, Tatum)
McMurtry	2	(Moss, Schragger)
Sid Richardson	4	(Canterino, Gneiting, Gray, Myers)
Wiess	4	(Chandler, Frazier, Sarchet, Schwarz)
Will Rice	2	(DiCaprio, Pettitte)





P | R/R | So.-11
6-3 | 200 | Austin, Texas
Lake Travis HS
34 Jackson Parthasarathy

Rice — 2016: Conference USA Academic Honor Roll; Had posted two saves and worked his way into three early starts as a true freshman, well on his way to a solid debut season of Division I baseball, before being sidelined for the remainder of the year... Posted a 1.32 ERA and held opposing hitters to a .180 batting average in 13.2 innings... Was pitching so well that he was tabbed to start the big home game against No. 7 ranked TCU, but ended up leaving the contest after facing one batter

in the top of the third inning with Rice leading 1-0... Made collegiate debut in relief in the final game of the opening series of the season against eventual College World Series runner-up Arizona, and was almost immediately named to start the very next game against state foe Dallas Baptist two days later... Scattered three hits and a walk while striking out five in 4.2 innings against heavy-hitting DBU, earning a follow-up midweek start at long-time nemesis Sam Houston State... Allowed just two runs, both unearned, in 5.2 frames on the road at Sam Houston to lower his ERA to an austere 0.87 in a combined 10.1 innings... Pitched once in each of the two following weekend series, where he earned saves in outings vs. UCF (March 6) and No. 16 ranked East Carolina (March 13)... Final appearance of the season was then against TCU (March 15)... Proved to be particularly strong when runners were on base (.120 opponents' average) and when two outs were already recorded in the inning (.154).

High School — A 2015 graduate of Lake Travis High School in Austin, Texas... Two-year varsity baseball starter for head coach Mike Rogers... Helped lead the Cavaliers to a 24-9-1 record, the District 14-6A title, and to the Region II Semifinals of the state tournament (before falling to eventual finalist Dallas Jesuit)... Named the squad's MVP pitcher after finishing with a 1.21 era...

Outstanding student-athlete who maintained a 4.0 grade point average... AP Scholar with honors... Member of the Academic Honor Roll.

Personal — Full name: Jackson Raja Parthasarathy... Born: January 14, 1997, in Cedar Rapids, Iowa... Parents: Roger and Susan Parthasarathy of Austin, Texas (two brothers). College: Duncan

Rice Highs

2016 Season/Career

5.2 at Sam Houston St., Mar. 2	Innings
5 vs Dallas Baptist, Feb. 23	Strikeouts
1 vs Dallas Baptist, Feb. 23	Wild Pitches
1 at Sam Houston St., Mar. 2	Hit Batters

Rice Statistics

Year	ERA	W	L	App	GS	CG	SHO	CBO	SV	IP	H	R	ER	BB	SO	2B	3B	HR	BF	O/Avg	WP	HBP
2016	1.32	1	0	6	3	0	0	0	2	13.2	9	5	2	3	6	3	0	0	55	.180	1	1



P | R/R | Sr.-11
21 **6-2 | 195 | Houston, Texas**
Baylor | Deer Park HS
Josh Pettitte

Rice — 2016: Sidelined just prior to the start of the season... Continues to work hard to rejoin his teammates on the field... **2015:** Pitched a total of 19.0 innings over a span of 14 games, his first competitive action since his senior year of high school in 2013... Each appearance was out of the bullpen... Recorded a win against national-powerhouse Stanford (Feb. 28), and a save against Conference USA rival Southern Miss (March 27)... Held a total of 76 hitters to a composite .250 batting average... Recorded 27 strikeouts, an average of 12.8 per 9.0 innings

that was second-best on the staff... Maintained a 2.5-to-1 strikeouts to walks ratio... Made his Division I debut on the road at Pac-12 foe Arizona (Feb. 22)... Returned to pitch again a week later at home against Stanford and proceeded to fire 2.1 scoreless innings without allowing any hits nor walks for the win... Fanned two of the three batters he faced at No. 1 ranked TCU... Brilliant 1.1 inning outing at C-USA foe Charlotte began by coming into a two-out, bases-loaded, situation in the bottom of the eighth and recording a rally-killing strikeout -- followed by striking out the only three batters he faced in the bottom of the ninth for a career-best four K's... Returned four days later and notched another four-strikeout outing in 2.1 frames against longtime foe Texas State... Did not allow any runs in a career-long 2.2 innings against league opponent Middle Tennessee... Outing vs. the Blue Raiders was part of a stretch where he maintained a 1.17 ERA, a .193 opps' average and 22 strikeouts in 15.1 innings during a span of ten relief outings over the course of a month.

Baylor University — Attended Baylor during 2013-2014... Did not appear in any games for the Bears... Named to the Big 12 Commissioner's Academic Honor Roll for the fall of 2013.

High School — A 2013 graduate of Deer Park High School in Pasadena, Texas... Was selected in the 37th round of the major league draft by the New York Yankees... Second-team All-

America honoree by MaxPreps as a senior... First team all-state and a Rawlings All-Texas Region selection... Helped lead baseball program to three-straight District 23-5A titles, and to the Area round of the 2013 state playoffs... Played in Texas High School All-Star Game as a senior... Registered an 11-0 record with a 0.65 ERA in 13 appearances in 2013... Threw complete games in all 11 starts with six shutouts in 75 innings, compiling 105 strikeouts and just 10 walks and 43 hits... Broke the school's strikeouts and ERA records... Fired two no-hitters in the state playoffs... Coached by Emerick Jagenaux and Chris Rupp.

Personal — Full name: Joshua Blake Pettitte. Born: November 3, 1994, in Webster, Texas. Parents: Andy and Laura Pettite of Houston (two brothers, one sister). Father played 18 years in the major leagues where he won over 250 games and was a three-time all-star pitcher. Before his major league career, Andy Pettitte also played for Coach Graham at San Jacinto College in 1991. College: Will Rice.

Rice Highs

2015 Season/Career

2.2 vs. Middle Tenn, Apr. 4	Innings
4, twice	Strikeouts
1, twice	Wild Pitches
1 vs. Middle Tenn, Apr. 4	Hit Batters

Rice Statistics

Year	ERA	W	L	App	GS	CG	SHO	CBO	SV	IP	H	R	ER	BB	SO	2B	3B	HR	BF	B/Avg	WP	HBP
2015	6.16	1	1	14	0	0	0	0	1	19.0	19	13	13	11	27	2	0	4	89	.250	2	1



IF | L/R | So.-11

8

6-0 | 190 | Beaumont, Texas
Kelly HS

Ford Proctor

Rice — 2016: Freshman All-America (*Baseball America, Collegiate Baseball, D1Baseball.com, NCBWA, Perfect Game*); **Conference USA Freshman of the Year; All-Conference USA** (second team); **C-USA All-Freshman Team; C-USA All-Tournament Team**; Garnered a host of individual awards after a sensational debut season of Division I baseball... Led the nationally-ranked Owls, and was among the C-USA league leaders, in hits (75), RBI (41), walks (34) and on-base percentage (.428)... Also led Rice in slugging percentage (.471) and total bases (105), while sharing

the team lead (with **Ryan Chandler**) in both doubles (15) and games played (62)... After coming off the bench as a pinch-hitter on Opening Day against eventual College World Series runner-up Arizona he started each of the next 61-consecutive games in the infield, including 60 at shortstop and once at second base vs. Texas State in the second week of the season... Hitless in his lone pinch-hitting role/collegiate debut vs. Arizona, but then proceeded to hit safely in each of the team's next 18 games for what proved to be the longest streak by an Owl all season... Reached base in 19-consecutive games during one stretch later in the year... Usually batted third or fourth in the lineup (45 times combined)... Finished second on the team in hitting (.336), runs scored (34), triples (3) and plate appearances (265)... Third on the squad in at bats (223), steals (6) and sacrifice flies (3)... Hit .415 with runners on base, .474 with men in scoring position, and was 6-for-10 with the bases loaded... Two of the bigger bases-loaded hits were a triple in the bottom of the eighth inning to rally past No. 16 ranked East Carolina, and then a grand slam in the C-USA Tournament... Batted .365 in all C-USA regular season games, and was 6-for-20 with pair of home runs (on back-to-back days) as the Owls reached the championship final of the conference tournament... Reached base at a .467 pace (28-of-60) when leading off an inning... Collected two or more hits in a game a team-best

19 times, including a career-best three hits on six different occasions... Drove-in two or more runs a team-best nine times, including a career-high four RBI with the grand slam at the C-USA Tournament... Scored a career-high four runs in a game twice, both against Florida schools (UCF and FIU)... Patiently drew two walks in a game nine different times... Improved defensively over the course of the season... Turned or started 36 of the team's 52 double plays... Recorded a career-high nine assists in a 3-1 C-USA victory over UAB to tie for the most by an Owl all season... Made only one fielding error in 57 total chances during one month-long stretch, and soon followed that up with error-free play in 82 consecutive defensive chances in another month-long stretch after the first streak... Played in the prestigious Cape Cod League (Hyannis) over the summer... Registered three hits with a double, RBI, run scored and sacrifice bunt in the victory over Cuban professional team Artemisa... Drove-in what proved to be the game-winning run in the top of the third inning of the 4-0 international road victory in November.

High School — A 2015 graduate of Kelly High School in Beaumont, Texas... Twice earned first team all-state honors playing in the Texas Association of Private and Parochial Schools... Three-time first team TAPPS All-District 3-5A selection... Four-year varsity starter under head coach Jimmy Neale... Helped lead

Rice Statistics

Year	Avg	GP	GS	AB	R	H	2B	3B	HR	RBI	TB	SLG%	BB	HBP	SO	GDP	OB%	SF	SH	SB	ATT
2016	.336	62	61	223	34	75	15	3	3	41	105	.471	34	4	29	6	.428	3	1	6	9

the Bulldogs to a 17-10 record and second place finish in the state tournament... Named to the TAPPS All-State Tournament team... Batted .333 with 21 runs scored, 17 RBI, seven doubles and seven stolen bases... Finished second in the district with a .629 slugging percentage... Versatile student-athlete who also lettered in football... Member of the National Honor Society... Mu Alpha Theta.

Personal — Full name: Jay Clifford Proctor... Born: December 4, 1996, in Beaumont, Texas... Parents: Jay and Jill Proctor of Beaumont (one brother, four sisters). Brother, Anthony Fazio, was a Rice baseball letterman in 2010-2011. College: Jones

Rice Highs

2016 Season/Career

6 at LA Tech, May 20	At Bats
3, twice	Runs
3, six times	Hits
4 vs LA Tech, May 25	RBI
1, fifteen times	Doubles
1, three times	Triples
1, three times	Home Runs
5, three times	Total Bases
2, nine times	Walks
1, four times	Hit By Pitch
1 vs Houston, May 17	SAC Bunt
1, three times	SAC Fly
6 vs LA Tech, May 28	Put Outs
9 vs UAB, April 10	Assists



24 | **P | R/R | Jr.-2L**
6-2 | 220 | Houston, Texas
North Shore HS
Ricardo Salinas

Rice — 2016: All-Conference USA (second team); **C-USA Pitcher of the Week** (March 14); Recorded one of the most improved seasons on the team, posting a 9-2 overall record with a 3.39 ERA... Worked his way into the starting rotation and then grew into the role, particularly the critical C-USA portion of the regular season... Co-led the conference in wins with teammate **Glenn Otto**... Finished third on the team, and tied for sixth in the league, in games started (14)... Ranked seventh in C-USA in opponents' batting average (.226), ninth in ERA, tenth in innings

(82.1), and eleventh in strikeouts (64)... Fired 7.1 shutout innings against a 40-win Southeastern Louisiana squad when Rice's back was against a wall in an elimination game in the NCAA Tournament... Scattered three singles and just one walk against SELA to earn ninth win of the season... Pitched at least 7.0 innings seven times and averaged 5.2 frames over 14 starts... Posted a new career-long outing with a 9.0-inning complete game two-hit shutout vs. UAB (April 10), becoming only the fifth player in the league with a CG to that point in the season... Earned the league's Pitcher of the Week award with 8.0 shutout innings against No. 16 ranked East Carolina... The ECU outing on March 13 started a two-month stretch where he was as effective as any pitcher in the conference, going 8-0 with a 1.12 ERA in 56.0 innings and holding opposing hitters to a composite .182 batting average... A closer look at early opponents is also in order, as his very first start was against eventual College World Series runner-up Arizona, followed by a weekend start against Top 10 foe TCU... Registered a new career-high with nine strikeouts against league foe Old Dominion... Averaged 7.0 strikeouts per 9.0 innings... Finished the year as the C-USA pitcher who tied for fourth-most sacrifice bunts *against* him, a tactic that began to escalate when opponents came to the realization that their regular offensive production was proving less reliable... **2015:** Appeared in a total of 18 games, primarily as a pitcher but also with some work as a hitter... Tallied 16 appearances on the mound, including five starts... His 40.2 IP was just one-third of an inning away from tying **Glenn Otto** (41.0 IP) for the most by

any of the Owl freshmen... Held a total of 159 batters faced to a composite .258 average... Averaged 4.9 strikeouts per 9.0 innings... Made his Division I debut by starting the third game of the year (on the second day of the season) against No. 6 ranked Texas... Fired a solid 7.1 innings against the Longhorns, scattering five hits and striking out four on the way to a victory in his first collegiate outing... Stayed in the starting rotation the next two weekends against Pac-12 powers Arizona and Stanford... Two remaining starts against Texas State and Sam Houston were in the first half of the season, but he moved to the bullpen for all of the second half... Registered almost an equal number of innings as a starter (20.0) as he did coming out of the pen (20.2)... Displayed a substantial improvement and more consistency working exclusively as a reliever in the second half, including a 2.40 ERA, a .228 opponents' batting average and a 1.00 WHIP... More than half of his total innings (11.2) were against ranked teams, and he maintained a 2.31 ERA and .186 OBA in those outings against elite opponents... Appearance in the NCAA Tournament was as the new pitcher in a re-started elimination game vs. Houston Baptist that was suspended from the day before due to weather... With

him as essentially the starting pitcher of what was now a brand new 'mini-game' where the team's season also happened to be on the line, he notched his third win with 2.2 effective innings against a hungry cross-town opponent.

High School — A 2014 graduate of Northshore High School in Houston... Two-way, hitter/pitcher standout who was ranked the country's No. 191 prep senior by PerfectGame... Named both a Texas- and a Houston-area all-star... Two-time All-Greater Houston selection by the Houston Chronicle... Most Valuable Player of District 21-5A as a senior to close out three-straight seasons of first-team all-district honors... Selected to the 17-U PerfectGame World Series All-Tournament Team, and to play in the Texas Scouts Association all-star game as a junior... Went 4-2 on the mound with a 1.74 ERA and 84 strikeouts in 56.1 innings in 2014... Hit .405 with three home runs and 24 RBI as a senior... Posted prep career pitching marks of 16-5 record, 1.88 ERA and 283 strikeouts in 172.2 innings... Offensive career marks were .408 average, eight home runs and 91 RBI... Four-year varsity starter under head coach Lee Martinez.

Personal — Full name: Ricardo Antonio Salinas. Born: March 26, 1996, in Houston. Parents: Rick Salinas and Monica Coronado of Houston (two brothers). Older brother, Victor Coronado, played two years of junior college baseball. College: Jones.

Rice Highs

2015 Season

9.0 vs. UAB, April 10
 9 vs. Old Dominion, Mar. 27
 2 at Middle Tennessee, Apr. 3
 1, four times

Innings
 Strikeouts
 Wild Pitches
 Hit Batters

9.0 vs. UAB, April 10, '16
 9 vs. ODU, Mar. 27, '16
 2 at Middle Tennessee, Apr. 3
 1, four times

Career

Rice Statistics

Year	ERA	W	L	App	GS	CG	SHO	CBO	SV	IP	H	R	ER	BB	SO	2B	3B	HR	BF	O/Avg	WP	HBP
2015	4.65	3	2	16	5	0	0	1	0	40.2	41	23	21	12	22	4	2	3	172	.258	6	0
2016	3.39	9	2	15	14	1	1	2	0	82.1	67	36	31	33	64	7	1	3	344	.226	5	4
Totals	3.80	12	4	31	19	1	1	3	0	123.0	108	59	52	45	86	11	3	6	516	.237	11	4



3 OF | L/R | Jr.-Tr.
6-3 | 210 | Lubbock, Texas
Weatherford College | Frenship HS
Chace Sarchet

Proved to be an experienced player to keep an eye-on during Rice's fall training program, leading the team in home runs and finishing second in RBI.

Weatherford College — Two-year (2015-2016) starting outfielder at Weatherford College in Weatherford, Texas... Two-time all-league honoree in the North Texas Junior College Athletic Conference... Coached by Jeff Lightfoot... Batted .324 with a team-best 12 home runs and 55 RBI in sophomore season of 2016 to help the Coyotes go 33-21... Hit .371 with eight homers

and team-leading 67 RBI in first year with the program, helping the squad reach the No. 1 national ranking in NJCAA-D1 (April, 2015)... Earned NJCAA All-Academic honors and academic all-conference as a sports management major.

High School — A 2014 graduate of Frenship High School in Wolfforth, Texas... Three-year varsity starter and four-year varsity baseball letterman under head coach Chad Reynolds... Helped lead the Tigers to a 33-10 record and to the Region I finals of the 4A state tournament as a senior in 2014 (falling to eventual state champ Aledo)... Two-time honorable mention all-America by PerfectGame.com... Earned all-state accolades as a senior in 2014 after batting .434 with eight home runs and 39 RBI... Three-time all-district selection.

Personal — Full name: Donald Chace Sachet (prefers to use middle name)... Born: August 28, 1995, in Lubbock, Texas... Parents: Wayne and Paige Sachet of Lubbock, Texas (one sister)... Performs community service working with youths in the Challenger League... College: Wiess

Draft Dodgers

A number of Owls on the current roster were selected in different Major League Drafts, but decided to forgo pro baseball in order to attend college. The current Owl draft dodgers include:

Player	Pos.	Rd	Yr	MLB Team
Cody Staab	OF	38th	'15	White Sox
Brent Schwarz	P	39th	'15	Rockies
Ford Proctor	SS	40th	'15	Royals
Tristan Gray	SS	37th	'14	Mets
Darryn Sheppard	OF	24th	'13	Rangers
Andrew Dunlap	C	33th	'13	Nationals
Josh Pettitte	RHP	37th	'13	Yankees



P | R/R | So.-11
30
5-11 | 190 | Titusville, N.J.
Hopewell Valley HS
Ben Schragger

Rice — 2016: Conference USA Academic Honor Roll; Registered three appearances totaling 1.1 innings in inaugural season of collegiate baseball... Made Division I debut in Minute Maid Park against No. 13 ranked TCU where he retired one of the two batters he faced... Worked a career-long 0.2 frames in a C-USA road game at UTSA... Final appearance was a third of an inning in the series finale against crosstown foe Houston... Dominated the Hampton's Collegiate League (Shelter Island) over the summer, where he was one of five Owls to be named in his sum-

mer league's all-star game... After posting a 2.53 ERA with a pair of saves and 43 strikeouts in 32.0 innings at Shelter Island, he was then "called up" to pitch in the prestigious Cape Cod League (Bourne).

High School — A 2015 graduate of Hopewell Valley Central High School in Pennington, New Jersey... Two-year varsity baseball letterman under head coach Ken Harrison... Starting third baseman and ('submarine style') closer who helped lead the Bulldogs to a 19-7 record on the way to division and conference championships... Earned second-team All-Area selection by the Trentonian News... Batted .347 with 21 RBI in 26 games... Composite pitching stats (including prep and summer league teams) featured a 1.96 ERA and 0.946 WHIP in 50 innings over 16 mound appearances... Averaged 6.7 strikeouts per 9.0 innings... Outstanding student who maintained a 95.9 grade point average on a 100 scale... Member of the National Honor Society and Spanish Honor Society... Was also an accomplished tennis player, earning a No. 1 ranking in the state for his age group in 2011-2012.

Personal — Full name: Benjamin Thomas Schragger... Born: May 13, 1997, in Princeton, New Jersey... Parents: John and Michelle Schragger of Titusville, N.J. (two sisters)... Father played college baseball at Rollins College... Mother played varsity soccer at James Madison... CEO of the national charity Cards2Kids,

whose mission is to collect new and used sports cards, and distribute them to child-based organizations. College: McMurry

Rice Highs


2016 Season/Career

0.2 at UTSA, March 19
 none
 none
 4 vs Houston, May 17

Innings
 Strikeouts
 Wild Pitches
 Hit Batters

Rice Statistics

Year	ERA	W	L	App	GS	CG	SHO	CBO	SV	IP	H	R	ER	BB	SO	2B	3B	HR	BF	O/Avg	WP	HBP
2016	47.25	0	0	3	0	0	0	0	0	1.1	1	7	7	1	0	0	0	0	12	.250	0	6



P | R/R | So.-11
12
6-3 | 215 | Boerne, Texas
Colorado Regis Jesuit
Brent Schwarz

Rice — 2016: Conference USA Academic Medalist; C-USA Academic Honor Roll; Made three career appearances on the mound in first collegiate season, the first of which though was not until May 17 against crosstown foe Houston... Each of the three outings were away from Reckling Park... No decisions, did not walk a batter, nor get charged with a run in a total of 3.1 innings... Fired a career-long 2.1 shutout innings on the road at heavy-hitting Louisiana Tech... Made his final appearance of the season against the same Bulldogs team a week later in an elimi-

nation game in the C-USA Tournament, where he recorded his first career strikeout... Played in the California Collegiate League (Neptune Beach) over the summer.

High School — Selected in the 39th round of the Major League Draft by the Colorado Rockies... Salutatorian of Regis Jesuit High School in Aurora, Colorado... Three-year varsity starter/letterman for the baseball team under head coach Matt Darr... Helped the Raiders finish fifth in the state tournament in senior year, and as the state runner-up in junior season of 2014... Second team all-state selection in 2015... Two-time All-City (greater Denver area) and all-conference honoree... Rated as the top high school pitcher in the state, and the No. 4 player overall, by Prep Baseball Report in the fall of 2014... Finished prep career with a 14-7 overall record, 132 strikeouts, and a 1.78 career ERA (in an unfriendly altitude for pitchers)... Maintained a 4.54 grade point average (weighted for advanced placement courses) on the way to being named a National AP Scholar... Member of the National Honor Society and National Merit Commended... Academic All-State selection... Played with fellow Owl **Ford Proctor** on the Capitalists in the California Collegiate League over the summer of 2015.

Personal — Full name: Brent Stephen Schwarz... Born: November 13, 1996, in Lafayette, La.... Parents: Jeff and Dawn

Schwarz of Boerne, Texas... Member of the Cincinnati Reds Area Code Team and a select team player for Chandler World Baseball... Recipient of the Aurora Scholar, an honor presented annually by the city's mayor to just one high school student who distinguishes themselves for academic achievement and community service... Logged more than 120 hours of community service working as a teacher's aid at an inner-city (Denver) elementary school... Volunteered as a baseball coach for disabled children... College: Wiess College


Rice Highs

2016 Season/Career

2.1 at LA Tech, May 19	Innings
1 vs LA Tech, May 28	Strikeouts
none	Wild Pitches
none	Hit Batters

Rice Statistics

Year	ERA	W	L	App	GS	CG	SHO	CBO	SV	IP	H	R	ER	BB	SO	2B	3B	HR	BF	O/Avg	WP	HBP
2016	0.00	0	0	3	0	0	0	0	0	3.1	6	0	0	0	1	1	0	0	15	.429	0	0



OF/IF | R/R | GS-Tr.

33

6-2 | 210 | Sugar Land, Texas

Baylor Univ. | Dulles HS

Darryn Sheppard

Houston area native who joined the Rice baseball program in January 2017 as a graduate student of Global Affairs... Played the 2014-2016 seasons at Baylor and graduated with a degree in Business Administration... Owns one year of collegiate eligibility remaining.

Baylor University — Played in more than 140 games with 132 Division I starts... Slugged 14 career home runs with 76 runs scored, 63 RBI and 12 steals in three seasons as an outfielder/first baseman in the Big 12 Conference... Perennial member of

the league's All-Academic Baseball Team and Commissioner's Academic Honor Roll... Solid 2016 season featured a .294 batting average, a .480 slugging percentage and a team-leading eight home runs in 52 starts... Clubbed two homers in a Big 12 road game at Oklahoma last season and led the Bears with 11 games with two or more RBI... Finished third on the squad with 15 multi-hit games in 2016... Only Bear to record five hits in a single game.

High School — A 2013 graduate of Dulles High School in Sugar Land, Texas... Four-year letterwinner for coach Clinton Welch... Selected by the Texas Rangers in the 24th round of the 2013 MLB Draft... Named a third team Rawlings All-American and first team All-Texas Region as a senior... Helped lead Dulles to a 32-8 record as the 2013 state runner-up in class 6A, and the No. 16 national ranking by Baseball America... Hit over .400 during prep career and tallied 28 homers for the Vikings... First-team all-state in 2013 and two-time participant in the Houston All-Star Game... Earned Dulles' Academic Excellence honor in 2010-13.

Personal — Full name: Darryn Alan Sheppard. Born: Oct. 25, 1994, in Houston. Parents: David and Darlene Sheppard of Spring, Texas (one brother, one sister).

Collegiate Career Statistics

Avg	GP	GS	AB	R	H	2B	3B	HR	RBI	TB	SLG%	BB	HBP	SO	GDP	OB%	SF	SH	SB	ATT
.234	141	132	478	76	112	24	3	14	63	184	.385	41	12	114	7	.307	6	7	12	17



31 **P | R/R | Fr.-HS**
6-4 | 195 | New York, NY
The Lawrenceville School
Nick Silber

Played in the Perfect Game Collegiate League (Albany) over the summer .

High School — A 2016 graduate of The Lawrenceville School of New Jersey... Four-year baseball letterman for the Big Red under head coach Champ Atlee... Three-time all-area honoree by the *Trenton Times*, and a three-time first-team Mid Atlantic Prep League selection... Career highlight was throwing the school's first no-hitter in 40 years, while career statistics included finishing with a 1.62 ERA and 148 strikeouts in

129 prep innings... Served as the team captain... Earned 2016 Rawlings-Perfect Game Honorable Mention All-American... First team All Northeast Region by Perfect Game, ranked as the No. 4 right-handed pitcher in the state of New York... A 2015 National Showcase invitee, his Team Citius travel squad was the No. 7 team in the country according to Perfect Game... Led that staff with a 4-0 record, a 0.00 ERA, two saves and 39 strikeouts in 24.0 innings... AP Scholar... Member of the Dean's List every term and a High Honors recipient who served on the student government.

Personal — Full name: Nicholas Erich Silber. Born: August 5, 1997, in New York, NY. Parents: Mark and Allie Nicholson of New York, NY (one sister). Chose to attend Rice over Virginia and multiple Ivy League options. College: Hanszen

Top Reckling Park Crowds

The ten biggest crowds to watch the Rice Owls at home at Reckling Park.

- | | |
|---------------------------------|-------|
| 1. Texas (March 17, 2009) | 6,193 |
| 2. Texas A&M (April 5, 2016) | 5,234 |
| 3. Texas (March 16, 2010) | 5,469 |
| 4. Texas A&M (June 7, 2008) | 5,368 |
| Texas A&M (June 8, 2008) | 5,368 |
| 6. Texas State (May 17, 2011) | 5,320 |
| 7. Texas Southern (May 2, 2012) | 5,250 |
| 8. Texas A&M (June 9, 2007) | 5,234 |
| 9. Texas (April 20, 2005) | 5,227 |
| 10. Texas (May 31, 2014) | 5,199 |



OF | L/L | So.-11

1 5-10 | 170 | College Station, Texas
College Station HS
Cody Staab

Rice — 2016: Played in 24 games with 14 starts in first season at the Division I level... Made eight starts as the designated hitter, five in left field, and one in right field... Batted as high as second in the order three different times... Finished third on the team in games played as a substitute (ten times)... Shared the team lead (with **Kendal Jefferies**) in making five appearances as a pinch-runner... Rice debut was as a defensive sub in left field in the opening series of the season against an Arizona squad that went on to reach the championship final of the College World

Series... Made first collegiate start the following week against No. 13 ranked TCU downtown at Minute Maid Park, where he was one of five Owls to get a base hit... Earned a follow-up start the next day against the Louisiana Ragin' Cajuns, where he went 1-for-3, double, RBI and walk at the Astros' home venue... Curiously hit more than 150 points higher in games played away from Reckling Park... Scored runs in back-to-back games at Sam Houston State and against UCF... Registered a sacrifice bunt in a Conference USA win over Old Dominion... Yes, it's true: there were two occasions (March 6 and April 29) where he was listed as a starter in the batting order, but was lifted for a pinch-hitter when the opposing teams changed pitchers before he had a chance to step in the batter's box... Played in the Texas Collegiate League (The Woodlands) over the summer.

High School — A 2015 graduate of College Station High School... Selected in the 38th round of the 2015 Major League Draft by the Chicago White Sox... Three-year varsity baseball letterman for head coach Scott Holder... Helped lead the Cougars to a 25-7-1 record as a senior, and to the 3A state title in 2014... Three-time participant in the Area Code Games... Maintained a 3.8 grade point average.

Personal — Full name: Cody Thomas Staab... Born: July 3, 1996, in College Station... Parents: Keith and Diane Staab of College Station (one brother). Father is a major league scout. Rice College: Brown


Rice Highs

2016 Season/Career

3, six times	At Bats
1, twice	Runs
1, four times	Hits
1 vs Louisiana, Feb. 28	RBI
1 vs Louisiana, Feb. 28	Doubles
2 vs Louisiana, Feb. 28	Total Bases
2, nine times	Walks
1, five times	Hit By Pitch
1 vs Old Dominion, Mar. 25	SAC Bunt
1, three times	SAC Fly
1 vs Arizona, Feb. 21	Put Outs
1, three times	Assists


Rice Statistics

Year	Avg	GP	GS	AB	R	H	2B	3B	HR	RBI	TB	SLG%	BB	HBP	SO	GDP	OB%	SF	SH	SB	ATT
2016	.125	24	14	32	2	4	1	0	0	1	5	.156	5	0	4	0	.243	0	1	0	0



scale... National Merit Scholar.

Personal — Full name: Nicholas Hogan Tanner. Born: November 29, 1997, in Houston. Parents: Frank and Sandra Tanner of Houston (one sister). Mother is a research accountant at Rice University. Father participated with Texas A&M baseball. College: Brown Colleg



39
C | R/R | Fr.-HS
6-0 | 190 | Houston, Texas
Strake Jesuit
Nick Tanner

15
IF | R/R | Jr.-2L
6-0 | 185 | San Antonio, Texas
Antonian College Prep
Chad Tatum

High School — A 2016 graduate of Strake Jesuit College Prep in Houston... Three-year varsity baseball starter and letterman (as well as teammate of current Owl Ryan Chandler)... Coached by Raul Garcia-Ramean... Helped lead the Crusaders to a 28-6-2 record on the way to the Region III semifinals of the state tournament as a senior... Second team all-District 19-6A as a first baseman... KPRC-TV Athlete of the Week honoree... Named to the Texas High School Coaches Association Academic All-State Elite Team after maintaining a 4.38 grade point average on a 4.0

Rice — 2016: Appeared in four games off the bench, including twice as a pinch runner, once as a pinch hitter, and once as a defensive substitute at second base... Made season debut against UCF (March 5) pinch running for catcher **Dominic DiCaprio**, but did not stay in defensively... Pinch ran at first base for designated hitter **Andrew Dunlap** at Middle Tennessee (April 3), where he recorded his first career steal (of second base)... Scored his lone run of the year from second base on **Hunter Kopycinski's** two-out single before giving way to a new

DH **Cody Staab**... Later pinch hit for Staab (who had started in right field) to lead off the top of seventh inning of the Conference USA series finale at Southern Miss... Registered his only official at bat of the season at USM, but did not remain in the game... Made the first defensive appearance of his collegiate career at second base in the series finale against crosstown foe Houston (May 17)... Recorded a defensive put out in his only chance at Constellation Field, but did not get an opportunity to bat in the game... Appeared in three games in first season of Division I action... **2015: Conference USA Academic Honor Roll**; Appeared in three games in first season of Division I action... Made his collegiate debut on Feb. 25 vs. Stephen F. Austin, pinch-running at third base for eventual first team all-conference honoree and major league draftee John Clay Reeves... Scored a run in that game, and then returned a week later to pinch-run for Reeves at first base in the top of the eighth inning of a road game against No. 1 ranked TCU... Made his first appearance in the batter's box as a substitute designated hitter in the opening game of the C-USA series at Old Dominion... Replaced the (then) .410-hitting DH Kirby Taylor in the top of the ninth inning, and drew a one-

out walk to load the bases... Did not make any defensive appearances in the field, but finished the season with a 1.000 on-base percentage.

High School — A 2014 graduate of Antonian College Prep in San Antonio... Second-team Louisville Slugger High School All-America... Named the 5A Male Athlete of the Year, and first team All-State in baseball, in the Texas Association of Parochial & Private Schools (TAPPS)... San Antonio All-Area team... Batted .408 with five home runs, 45 runs scored and 31 RBI for the 26-8 TAAPS regional championship team... Four-year letterman and three-year starting shortstop for head coach Willie Gawlik... Versatile athlete who was also a four-year football letterman... Starting quarterback for three years and three-time all-district selection... Exceptional student who was named to the TAPPS 5A Academic All-State baseball team... Member of the National Society of High School Scholars, and Math Honors Society.

Personal — Full name: Howard Chadwick Tatum (prefers the nickname Chad). Born: December 31, 1995, in San Antonio. Parents: Kenneth and Tina Tatum of San Antonio (one sister). Father was a four-year football letterman at Austin College. Vol-

unteer community service time at San Antonio Food Bank and Cochrane Mentoring Foundation. Chose to attend Rice over Princeton. College: Martel

Rice Highs

2016 Season

1 at Southern Miss, Apr. 24
1 vs. SFA, Feb. 25
none
1 at Middle Tennessee, Apr. 3

At Bats
Runs Scored
Walks
Steals

1 at Southern Miss, Apr. 24, '16
1, twice
1 at Old Dominion, May 15, '15
1 at Middle Tennessee, Apr. 3

Career

Rice Statistics

Year	Avg	GP	GS	AB	R	H	2B	3B	HR	RBI	TB	SLG%	BB	HBP	SO	GDP	OB%	SF	SH	SB	ATT
2015	.000	3	0	0	1	0	0	0	0	0	0	.000	1	0	0	0	1.000	0	0	0	0
2016	.000	4	0	1	1	0	0	0	0	0	0	.000	0	0	1	0	.000	0	0	1	1
Totals	.000	7	0	1	2	0	0	0	0	0	0	.000	1	0	1	0	.500	0	0	1	1



OF | L/R | Sr.-3L

5

6-2 | 200 | The Woodlands, Texas
The Woodlands HS

Charlie Warren

Rice — Enters the 2017 season as the Owls' leading returning hitter (.341 - and was also the team's top returning hitter heading into the 2016 season)... **2016: NCAA All-Regional Team; Conference USA Academic Honor Roll; C-USA Hitter of the Week** (March 28); Led the team, and finished eighth in Conference USA, in batting average (.341)... Finished second on the Owls in on-base percentage (.408), and reached base in a team-leading 21-consecutive games during one stretch... Solid on-base percentage is a function of disciplined approach at the

plate, where he drew at least one walk in 19 different games... Tied for second on the team in hits (62) despite missing four weeks of the season with a hand injury -- and consider the team's predicament of having its leading hitter finish a distant seventh on the squad in plate appearances and not even in the top eight in games played... Steady production included a .341 average for all games, a team-best .343 mark for games played away from Reckling Park, and a team-best .333 when batting with two outs already recorded in the inning... "Night Owl" who batted a team-best .352 under the lights... Hit .326, scored eight times, and drove in eight runs in ten postseason games... One of just four players on the team to record four hits in a game, and was the only Owl to do it twice... Tallied four hits in games that were just four days apart, at crosstown rival Houston (March 22) and then against C-USA foe Old Dominion (March 26)... Registered two or more hits in a game 16 different times... Played in 50 of the team's 62 games with 48 starts, all in right field... One of four Owls to start every game at just one position... Batted leadoff 38 times, the most of any Rice player in any one spot all year... Reached base at a .383 pace when leading-off an inning... Hit .413 with runners on base and eye-opening .452 with men in scoring position... Hit-

ting with runners on base led to 27 RBI, the third-highest total on the team and just one away from second-most on the squad... Drove in two or more runs in a game seven different times, including a season-best three RBI in a win over NCAA Tournament-bound Dallas Baptist... Used plus-speed to cover outfield ground, including a game-saving back-handed diving catch on the road at Texas-San Antonio... Recorded six defensive assists from right field... Batted leadoff in the Owls' exhibition at Artemisa, Cuba, where he singled, stole second and scored the second run of the game in the top of the fifth inning to put Rice ahead 2-0... **2015: Conference USA Academic Honor Roll**; One of only three Owls to play in all 59 games... Tied for fourth on the team in starts (56), each of which was playing a different position (right field) than in his freshman season... Finished fourth on the team in hits (65), batting average (.311), runs scored (31), RBI (30), on-base percentage (.384) and total plate appearances (244)... Led the Owls in sacrifice bunts (7) and plus-speed helped him bunt for a base hit a team-leading six times... Shared the team lead with five steals, and had the second-most stolen bases attempts (9)... Recorded a 20-game hitting streak from March 1 to April 3, the longest by an Owl in a decade (Brian Friday, 20-straight in 2006)...

Rice Statistics

Year	Avg	GP	GS	AB	R	H	2B	3B	HR	RBI	TB	SLG%	BB	HBP	SO	GDP	OB%	SF	SH	SB	ATT
2014	.264	44	35	125	12	33	0	0	0	13	33	.264	15	0	20	0	.338	2	5	4	5
2015	.311	59	56	209	31	65	6	1	1	30	76	.364	20	6	31	5	.384	2	7	5	9
2016	.341	50	48	182	29	62	5	1	0	27	69	.379	21	1	23	2	.408	2	6	6	10
Totals	.310	153	139	516	72	160	11	2	1	70	178	.345	56	7	74	7	.381	6	18	15	24

The day after the streak snapped he proceeded to go 3-for-5 with a double and a career-high four RBI... Reached base in 26-consecutive games (overlapping the hit streak)... Tallied 14 multi-hit games, including a season-high three hits three different times (C-USA foes Middle Tennessee, UAB and Florida Atlantic)... Batted .343 with runners on base, and .339 (21-of-62) when there were two outs already recorded in the inning... Reached base at a .314 clip when leading off an inning (16-of-51)... Usually batted sixth in the lineup (22) times, but also saw action hitting second (nine times) and third (ten times)... Shared the team lead in most at bats with the bases-loaded (11), where he had four hits for a .364 average... Drove-in two or more runs in a game nine times, the third-highest total on the team... Tied the Rice school record (along with **Tristan Gray** and **Connor Teykl**) for most at bats in a single game (9), established during the 20-inning marathon vs. Houston in the NCAA Regional... Only Owl to steal two bases in a game (at Lamar), and was also the only player to register two SAC flies in a single game (at home vs. Houston, which were his only two all year)... Tied his career-high with eight put outs in the 20-inning game, then didn't have a single ball hit his way the next game a few hours later against Louisiana... Played right field with the same speedy range he had in center as a freshman, but added a defensive dimension of throwing out four runners on the bases... Registered three double plays by throwing out runners, including one at home plate vs. LA Tech and twice behind the runner at first base after sensational catches... Also threw out a Texas A&M batter trying to stretch a single into a double...

2014: Played the most of any of the Owl freshmen, 44 of the team's 62 games with 35 starts... All but one of the starts was in centerfield (when he was the designated hitter in the final game of the season against Texas A&M in the NCAA Regional at Reckling Park)... Started on Opening Day at Stanford as a true freshman, where he reached base three times in his first four trips to the plate (one hit and two walks)... Finished the year third on the team in nine appearances off the bench (9), and tied for third in stolen bases (4)... Converted on four-of-five attempted steals... Was sixth on the squad with five sacrifice bunts, but exceptional speed helped him beat out three of the bunt attempts for base hits... Speed on the basepaths also helped him be the only Owl with at least five at bats not to hit into a double-play... Batted leadoff five times and hit second in the order ten times... Steady full-season percentages included reaching base at a .265 pace when leading off an inning, .266 when the bases empty, and .262 with runners-on... After batting .234 (15-of-64) to start the rookie season, he maintained a .295 pace (18-of-61) in the second half... Hit .271 in Conference USA regular season games... Collected two or more hits in a game seven times, including a career-high five hits on the road at former league foe Tulane... One of only two Owls (along with John Clay Reeves) to register a five-hit day... The five-hit game helped him reach base in 8-of-9 consecutive trips to the plate during one stretch... Went 4-for-5 with a career-high three RBI in the home victory over Texas A&M-Corpus Christi... Drove in two runs on a pair of hits in the road victory against a Texas team that went on to play in the College World Series...

Drew a career-best two walks in a game three times, including Stanford and twice in the C-USA weekend series at FIU... Scored a career-high two runs in the second game of the FIU series... Recorded a career-high eight defensive put outs in centerfield against C-USA foe Old Dominion, the most by an Owl non-first baseman or catcher all season long.

High School — A 2013 graduate of The Woodlands High School... Helped lead the Highlanders to a 38-4 record, the 2013 5A state championship and No. 2 national ranking according to MAXPreps.com... Three-year varsity baseball starter for head coach Ron Eastman... Second team all-state selection by the Texas Sports Writers Association... Earned second team all-Montgomery County and first team all-District 14-5A... Batted .321 while scoring 35 runs in the team's 42 games... Second team all-district honoree as both a junior and sophomore... Member of the Academic All-State team with a 3.98 grade point average, who chose to attend Rice over Harvard, Yale and Dartmouth... Versatile athlete, earning second team all-district honors in football... Helped the Highlanders win the 14-5A title with an undefeated district record and reach the Region II quarterfinals of the Division I state playoffs.

Personal — Full name: Charles Matthew Warren. Born: April 4, 1994, in Fort Worth. Parents: Greg Warren and Tara Nosich (four brothers, one sister). Father played college football at Baylor in 1980-1981. Served as chairman of Interact, a community service and outreach organization. College: Brown.

Rice Highs

2016 Season

7 at LA Tech, May 20
2, four times
4, twice
3 vs Dallas Baptist, Feb. 23
2 vs UCF, March 4
1 vs Lamar, May 4
none
5, twice
2, twice
1, six times
1, six times
1, twice
6 at Sam Houston St., Mar. 2
2 vs East Carolina, Mar. 11

At Bats	9 at Houston, May 31, '15
Runs	2, eleven times
Hits	5 at Tulane, Apr. 13, '15
RBI	4 vs. Middle Tenn, Apr. 5, '15
Doubles	2 vs UCF, Mar. 4, '16
Triples	1 vs Lamar, May 4, '16
Home Run	1 vs USM, Mar. 28, '15
Total Bases	5, three times
Walks	3, twice, '15
Steals	2 at Lamar, Mar. 31, '15
SAC Bunt	1, 16 times
SAC Fly	2 at Houston, May 31, '15
Put Outs	8, twice
Assists	2 vs East Carolina, Mar. 11, '16

Career



22

P | R/R | Fr.-HS

6-3 | 180 | Alvin, Texas

Alvin HS

Zach Wright

High School — A 2016 graduate of Alvin High School... Two-year varsity starter under head coach George Banda... Helped the Yellow Jackets win back-to-back District 22-6A titles with appearances in the state playoffs... Named to the Houston 5A all-tournament team as a junior in 2015... Earned AHS award for Academic Excellence while taking dual credit classes.

Personal — Full name: Zachariah Takoda Wright. Born: August 20, 1998, in Webster, Texas. Parents: Tim and Valerie Wright of Alvin, Texas. College: Lovett



OF | R/R | Sr.-3L

6-0 | 195 | Brenham, Texas

Brenham HS

Dayne Wunderlich

Rice — 2016: Conference USA Academic Honor Roll;

Played in 51 games with 44 starts in the outfield... Made 34 starts in left field and ten in right (when **Charlie Warren** was sidelined)... Tied for second on the team in home runs (4) and tied for third in RBI (27), all while hitting in every spot in the batting order except cleanup... Most starts were as the No. 6 hitter (17 times), and even batted leadoff in the 8-4 home win over Texas State (where he went a career-best 3-for-5 with two RBI and two runs scored)... Reached base at a .351 pace (13-for-37) when

leading off an inning... Collected two or more hits in a game eight times... Longest hitting streak was seven games, with a 10-game streak of reaching base... Battled back from a .202 start to hit a steady .270 (17-of-63) over the team's final 30 games of the season, including the program's first grand slam since 2014 (**John Clay Reeves**) in the opening game of the C-USA series vs. Western Kentucky... Went 4-for-6 when batting with the bases-loaded... Hit .298 when batting with runners in scoring position... Drove-in two or more runs in a game six different times, which tied for the fourth-most multi-RBI games on the team... Shared the team lead with seven RBI during the Owls' five-game run in the C-USA Tournament (and had a chance to get eighth RBI on the dramatic last play of the game that ended with a close tag at the plate)... Strong on the base-paths, finishing fourth on the team in runs (32) and tying for the team lead in stolen base percentage (.717, converting on 5-of-7 attempts)... Scored the game-tying run in the bottom of the seventh inning in the second game of the season against eventual College World Series runner-up Arizona after pinch-running for **Connor Teykl**... Appeared twice as pinch runner, twice as a pinch hitter, twice as a defensive replacement in the outfield, and once as the new des-

igned hitter... Hit a combined .444 (4-of-9) in the seven games off the bench... Batted second in the lineup and collected three hits while reaching base four times in five plate appearances in the November victory over Cuban professional team Artemisa... **2015: Conference USA Academic Honor Roll;** Played in 22 games with one start in right field... Started the finale of the C-USA series at Charlotte (March 8)... Finished second on the team in games off the bench (21)... Made 11 appearances entering the game as a pinch runner, five as a pinch hitter and five as a defensive substitute in the outfield (playing left, center and right at least one time each)... Remained in the game as an outfielder after all five pinch hit appearances (three times in left and twice in right)... Stayed in to play left field after pinch-hitting against Southern Miss and threw out a runner attempting to stretch a single into a double... Scored five of his six runs after entering as a pinch-runner... Sprinted home with the game-tying score in the bottom of the ninth inning in the middle game of the C-USA series against Louisiana Tech... Tallied first career RBI with a sacrifice fly in the opener of the league set at Old Dominion... **2014:** Played in four games in first season of Division I baseball... Made three pinch-hit appearances and served as a pinch-runner

Rice Statistics

Year	Avg	GP	GS	AB	R	H	2B	3B	HR	RBI	TB	SLG%	BB	HBP	SO	GDP	OB%	SF	SH	SB	ATT
2014	.000	4	0	2	1	0	0	0	0	0	0	.000	1	0	0	1	.333	0	0	0	0
2015	.000	22	1	8	6	0	0	0	0	1	0	.000	2	1	3	0	.250	1	0	0	0
2016	.228	51	44	162	32	37	5	0	4	27	54	.333	16	4	42	3	.311	1	4	5	7
Totals	.215	77	45	172	39	37	5	0	4	28	54	.314	19	5	45	4	.308	2	4	5	7

one time... Pinch-ran for John Clay Reeves in the bottom of the eleventh inning of a key Conference USA game against UAB and scored the game-winning run to help the Owls clinch the week-end series (which Rice went on to sweep all three games)... Made collegiate debut as a pinch-hitter at C-USA foe Middle Tennessee (March 30)... Pinch hit against eventual College World Series participant Texas, and remained in the game to play right field (his only appearance at a defensive position all season)... Drew a walk in final pinch hit appearance at Lamar (April 15).

High School — A 2013 graduate of Brenham High School in Brenham, Texas... Two year varsity starter where he had a .465 career batting average and 14 home runs.... Coached by Lanny Williams... First team all-state honoree who helped lead the team to a 23-9 record and to the area round of the 4A Region III play-offs as a senior in 2013... Two-time all-Greater Houston and all-District 18-4A selection... Earned Louisville Slugger Honorable Mention All-America as a junior in 2012 after leading the Cubs to a 25-11 record, the district championship, and to the final four of the 4A state tournament as the Region III champions... All-Brazos Valley honoree who maintained a .667 slugging percentage with 33 runs scored and 23 RBI in 33 games played.

Personal — Full name: Dayne Edward Wunderlich. Born: January 9, 1995 in College Station, Texas. Parents: Terry and Nancy Wunderlich of Brenham, Texas, (two brothers). College: Brown.

Rice Highs

2016 Season

5, three times
 3 vs UCF, March 6
 3 vs Texas State, Feb. 24
 4 vs Western Kentucky, Apr. 15
 1, five times
 1, four times
 6 vs Texas State, Feb. 24
 2, twice
 1, five times
 1, four times
 6 vs LSU, June 6
 1, four times
 6 vs UAB, April 9
 1, twice

At Bats
 Runs
 Hits
 RBI
 Doubles
 Home Runs
 Total Bases
 Walks
 Steals
 SAC Bunt
 SAC Fly
 Hit By Pitch
 Put Outs
 Assists

Career

5, three times
 3 vs UCF, Mar. 6, '16
 3 vs Texas State, Feb. 24, '16
 4 vs WKU, Apr. 15, '16
 1, five times
 1, four times
 3 vs Texas State, Feb. 24, '16
 2, twice
 1, five times
 1, four times
 1, twice
 1, five times
 6 vs UAB, April 9, '16
 1, three times

Box Score: Rice at Artemisa

November 25, 2016 at Artemisa, Cuba (Estadio 26 de Julio)

Rice	AB	R	H	BI	Artemisa	AB	R	H	BI
Charlie Warren rf	5	1	1	0	Victor Gonzales 2b	3	0	0	0
Dayne Wunderlich lf	4	0	3	0	Lazarod Perez ph	1	0	0	0
Dane Myers p/1b	4	1	2	0	Erick Candano lf	3	0	0	0
Ford Proctor ss	4	1	3	1	Roberto Zulueta ph	1	0	0	0
Dominic DiCaprio c	3	1	0	0	Yoan Moreno cf	4	0	2	0
Ryan Chandler cf	4	0	1	1	Yariel Duque dh	4	0	2	0
Addison Moss 1b/p	4	0	0	0	Juan Rodriguez 1b	2	0	0	0
Tristan Gray 2b	3	0	1	0	Yosvani Penalver rf	2	0	0	0
Kendal Jefferies 3b	4	0	0	0	Andy Cosme c	2	0	0	0
Totals.....	35	4	11	2	Jose Padron c	1	0	0	0
					Najiel Acosta 3b	3	0	0	0
					Adian Gonzales ss	0	0	0	0
					Dayron Blanco ph	1	0	0	0
					Yansel Reyes ss	1	0	0	0
					Totals.....	28	0	4	0

Score by Innings

	R	H	E
Rice	001	010	200
Artemisa	-	4	11
	0	0	4
	0	4	2


Rice	IP	H	R	ER	BB	SO	Artemisa	IP	H	R	ER	BB	SO
Dane Myers W,1-0	6.0	2	0	0	2	5	Yuleski Gonzales L,0-1	3.1	4	1	1	0	1
Addison Moss S,1	3.0	2	0	0	0	1	Raymel Perez	0.2	2	1	1	1	0
							Adian Castaneda	0.0	0	0	0	1	0
							Ricardo Martinez	2.2	2	2	1	2	2
							Michael Ortiz	0.0	1	0	0	0	0
							Israel Sanchez	2.1	2	0	0	0	2

Umpires - HP: Roberto Piquero 1B: Misael Cala

2B: Jorge Pequero 3B: Milagro Quinones;

Start: 1:16 pm; Time: 3:00; Attendance: 1958;

Weather: 85 degrees, clear, humid



37

Head Coach
25th Season At Rice
Rice Record: 1,114-466
Wayne Graham

There are some fairly common factors that measure coaching success in college baseball. The familiar criteria include a coach's wins and win-percentage, NCAA Regional bids, trips to the College World Series, winning a national championship, conference championships, All-America honorees and molding young players into major league draft picks.

It's common criteria. Rice Owls head coach **Wayne Graham** has had uncommon success.

After 25 full seasons at the helm of the Rice baseball program, and 36 seasons as a collegiate head coach, Graham has been one of the top coaches in the country who has built a sky-scraper of a program at Rice.

It was no surprise that in 2012 coach Graham was tabbed for induction into the College Baseball Hall of Fame. It was even less surprising, and in fact applauded, that (at then age of 76) he was rewarded by Rice with an extension on his current contract. Clearly, the University administration realizes its Hall of Fame head coach is both a national and baseball treasure.

At Rice Graham has amassed 1,114 wins and maintained a .705 win percentage. Another way of looking at the .705 win percentage is that it's the equivalent of a major league team winning 114 games in a single season -- except Graham has maintained that impressive pace over 25 full seasons at Rice.

Speaking of win-percentage, Graham has led the Owls to the second-best composite win percentage in the nation over the last 18 full seasons. Using the year the NCAA tournament expanded to its current 64-team/Super Regional format (1999), and with Graham firmly at the Rice's helm, the Owls' .726 win percentage from 1999

to 2016 has ranked second among all Division I programs (see page 21 for a more detailed list of teams).

Are all-America selections the criteria for an outstanding coach? Graham has coached 38 different Rice players to a total of 55 all-America awards. Perhaps it's molding a player into a professional prospect. More than 30 former Owls were playing pro baseball in 2016, including six in the major leagues (two-thirds of a starting lineup). Of course that Rice total of Graham-coached players to reach the majors isn't even counting the ones he tutored while he was at San Jacinto College.

There were nine of his Owls who were selected in the major league draft the last two years and a total of 56 Rice draftees over the last nine years. It's a steady rate to be sure, but consider in 2007 Graham had 14 Owls drafted by the majors in that year alone. The 14 Rice draft picks tied the college record for the most players selected from one school in a single year. It's not just simply getting drafted, however. He developed 14 Owls into first-round major league draft picks, including as recently as 2011 when **Anthony Rendon** as the sixth player taken overall.

Are team accomplishments the criteria? Graham led Rice to 20 conference championships in a row, including ten Conference USA crowns, all nine Western Athletic Conference titles during the Owls' tenure in that league

(1997-2005) and the final Southwest Conference Championship in 1996. The 2016 season marked Rice's 22nd-straight appearance in an NCAA Regional. His Owls have also posted 40 wins in 20 of the last 22 seasons.

The Owls have been to NCAA Super Regionals ten times since the format was adopted in 1999. The Blue & Gray has been to the College World Series seven times since 1997. In 2003, Graham led Rice to the school's first team national championship in any sport.

Pick the criteria for coaching success, and Graham has far-exceeded the standard. His work in 2016, at the age of 80, may have been some of his best coaching yet.

In the second week of the season Graham lost his top home run hitter for a month. That was at least before he lost leading hitter for the first four weeks of C-USA play. A healthier squad perhaps could have avoided the nine narrow losses that were by two runs or less. At the end of a roller coaster year there was Rice - finishing as the runner-up at the league tournament by a play at the plate and then as the runner-up at a hostile NCAA Regional in Baton Rouge. The Blue & Gray ended 2016 as the last team to be eliminated before the Super Regional round, and was in fact just nine outs away from advancing.

In 2015 the head coach led the Owls to a 22-8 conference record for the program's 20th-straight league

crown. His team battled to win a dramatic 20-inning elimination game in the NCAA Tournament that ended at 2:35 am before waking up early the next morning to come within a game of advancing to the final 16 teams.

In 2014 Rice went 42-20 and swept the league's regular season and postseason tournament titles on the way to hosting an NCCA home regional. That same year he also notched his 1,000th Rice victory.

Not only was Graham's 2013 squad was a consensus Top 20 team all year long, the Owls battled some freshman growing pains to share the C-USA regular season co-championship the last weekend of the season before sweeping through the C-USA Tournament. His Owls then shocked college baseball followers by winning an NCAA Regional on the road at No. 9 Oregon to advance to the Super Regionals.

In 2012 he led Rice to the C-USA regular season championship on the last day of the league schedule on the road. The Owls played 22 games against nine different teams in the NCAA Tournament, going 15-7 against the elite teams. Rice played the eventual national champion Arizona Wildcats in the regular season and split that series 1-1. For his effort Graham was named the C-USA Keith LeClair coach of the year (for a fifth time).

The head coach's 2011 squad delivered despite be-

Fast Facts on Wayne Graham

Education

High School: John Reagan, Houston, 1954. College: Texas, 1970, B.S., physical education; Houston, 1973, M.Ed., physical education.

Coaching Experience

High School: Scarborough, Houston, 1971-79; Spring Branch, 1980. Junior College: San Jacinto-North College, Houston, 1981-91. Division I: Rice University, 1992-present. Career Collegiate Record: **1,689-579**

Personal

Full Name: Wayne Leon Graham. Born: April 6, 1936, at Yoakum. Wife: Tanya. Children: Gary, Terry, Greg, Michael, Cindy, Matthew.

ing beset by injuries. He had to play two true freshmen on the leftside of the infield all year and turn to a freshman starting pitcher on opening day and in the Friday night games. Graham steered the team to its 17th-straight season of 40-plus wins. Rice won a share of the C-USA regular-season title before winning the league's tournament title and earning a Top 8 national seed in the NCAA's.

In 2010 he guided the Owls to the C-USA regular sea-

son title, an NCAA Regional bid and 40 wins in a demanding schedule that featured 26 games against elite teams that went on to national postseason play. Along the way he coached and developed Anthony Rendon into the National Player of the Year and recipient of the Howser Trophy. At the end of the year he was named the C-USA Coach of the Year.

Graham's 2009 Rice squad finished among the nation's Top 10. The Owls stormed to the C-USA Tournament Championship then hosted and won the NCAA Regional at Reckling Park. He coached Rendon to the National Freshman of the Year honors.

The 2008 Rice squad rocketed to the upper echelon of the national Rating Percentage Index (RPI), finishing fourth overall. The high RPI made Rice an easy choice for a national seed in the NCAA Tournament and to host postseason games. Graham's Owls justified that consideration with the program's third trip to Omaha in as many years. The Blue & Gray dominated the C-USA regular season with a 21-3 league record. He was named the South Central Region Coach of the Year by his colleagues in the American Baseball Coaches Association (ABCA) and the C-USA Keith LeClair Coach of the Year.

The 2007 Rice squad was second in the nation in wins (56) and third in the nation in win-percentage (.800). The Blue & Gray reached the semi-finals of the CWS and

"I could tell right away, from the way they took the field, that this team was well coached."

Jesus Barosa; Director, Cuban Baseball Federation (after watching Rice practice at *Estadio Latinamericano* in Havana, Cuba, on Nov. 25, 2016)

tioned for third in the nation for a second year in a row. The team also had the No. 1 rating percentage index (RPI) in the country. At the end of the year Graham was named the National Division I Coach of the Year by Fieldturf, the ABCA region coach of the year and LeClair Coach of the Year.

His 2006 team had the best win-percentage in the country. The Owls reached the semifinals of the CWS and tied for third in the nation. For an incredible 2006 season, the College Baseball Foundation named Graham one of its national coaches of the year. His fellow head coaches in C-USA named him the Keith LeClair Coach of the Year his first year in the league.

It may be hard to imagine with all the success Graham has had at Rice for these many years, but at first

there were small steps for a program which had never won even a conference championship or advanced to NCAA tournament play.

Year one in 1992 showed a 13-game improvement in the win column. Year two (1993) was another seven games better. In year three (1994), the Owls had their best finish ever in Southwest Conference play at 12-6 and their first appearance under Graham in the SWC postseason tournament. Year four (1995) boasted of 43 wins and Rice's first bid to the NCAA tournament. Year five (1996): a SWC tournament title and NCAA bid.

The Owls won the 1996 SWC championship in storybook fashion. Entering the last conference tournament in Lubbock as the number-six seed, Graham's Owls swept through the field in four straight games, topped by a 16-8 romp past Texas in the final. It was Rice baseball's most satisfying week in its long history as a member of the SWC.

Then there was Graham's sixth Rice season in 1997, the Owls' first foray into the Western Athletic Conference. Led by a duo that Baseball America called "one of the greatest power packages in college baseball history" (pitcher **Matt Anderson** and first-baseman **Lance Berkman**), Rice soared to a 47-16 record and its first WAC team championship. A 13-game winning streak over the last month of the regular season ensured titles in the

WAC-South and at the league tournament, resulting in an automatic NCAA bid.

Rice returned to Lubbock for the 1997 Central Regional where the South Plains magic continued from the year before. The Owls romped through the regional, earning the school's first entry into the College World Series in Omaha, Neb. It was a season that netted Graham kudos as the western region's coach of the year as voted by the ABCA.

In 1998, Rice posted a 46-17 overall record and was even more successful in the WAC. The Owls ran through their division with a 26-4 record and capped the year with another four-game sweep in the postseason tournament. Graham's charges were the top seed in the Central Regional in College Station, but a pair of slugfest losses ended the year prematurely. **Damon Thames** was the ABCA national player of the year, and **Bubba Crosby** was the Owls' fourth first-round draft choice in four seasons. Graham won recognition as the WAC coach of the year by his peers.

The 1999 season ran true to form. Led by one of the best pitching staffs in college baseball, the Owls never left the top 10 in any of the national polls, enjoying the school's first number-one ranking in any sport on two different occasions and finishing at number five. Graham

was named Baseball America's national coach of the year, as well as repeating his WAC honor. The conference tournament was another four-game sweep, but the return trip to Lubbock for the regional was a bit less routine.

After an opening round upset at the hands of UW-Milwaukee, the Owls swept through Rutgers, UWM and host Texas Tech twice for its second regional title. In the new Super Regional, Rice also dropped the opener to Louisiana-Lafayette before stopping the Cajuns twice to win the trip to Omaha. That was up to six straight wins when elimination was only one loss away. The head coach had convinced the squad to keep fighting. At Omaha, the Owls fell to eventual national champion Miami in their opener. Rice's first-ever CWS win, over Oklahoma State, followed two days later.

The 2000 season is one of Graham's most outstanding coaching achievements. Adjusting to six new position players and the loss of all-America pitcher **Jeff Nichols** due to an injury, the Owls staggered through the first half of the schedule. After April 1, though, the head coach righted the ship to lead the Owls from a sub-.500 record to their fourth straight WAC title on the final weekend.

More success followed in 2001. Led by an all-America pitching staff featuring **Kenny Baugh** and **Jon Skaggs**, the Owls spent six weeks as the nation's number-one



A Rookie at Wrigley Field!

Wayne Graham played for two legendary major league managers in his career, Gene Mauch with the Phillies and Casey Stengel with the Mets.

Wayne Graham's Rice Milestones

First Win: Rice 6, UT-Pan American 5 (Jan. 31, 1992, at Edinburg)
25th Win: Rice 6, Houston 1 (April 10, 1992, at Cameron Field)
50th Win: Rice 2, Houston 1 (March 14, 1993, at Cameron Field)
75th Win: Rice 12, Clemson 3 (Feb. 26, 1994, at Las Vegas, Nev.)
100th Win: Rice 20, S.F. Austin State 3 (Feb. 8, 1995, at Nacogdoches)
150th Win: Rice 21, UT-San Antonio 7 (Feb. 24, 1996, at Cameron Field)
200th Win: Rice 14, Air Force 1 (March 8, 1997, at Cameron Field)
250th Win: Rice 7, Hawaii 6 (March 14, 1998, at Cameron Field)
300th Win: Rice 6, Houston 2 (March 16, 1999, at Cougar Field)
350th Win: Rice 10, UT-San Antonio 3 (March 22, 2000, at Reckling Park)
400th Win: Rice 11, San Jose State 7 (March 18, 2001, at Reckling Park)
450th Win: Rice 9, Fresno State 2 (March 29, 2002, at Reckling Park)
500th Win: Rice-h 20, Liberty 1 (March 21, 2003, at Reckling Park)
536th Win: Rice-n 14, Stanford 2 - National Championship (June 23, 2003, at Omaha, Neb.)
550th Win: Rice 14, San Jose State-h 2 (March 14, 2004, at San Jose, Calif.)
600th Win: Rice 14, Nevada 6 (March 26, 2005, at Reckling Park)
650th Win: Rice 3, Tulane 2 (Apr. 1, 2006, at Metairie, La.)
700th Win: Rice 7, Cal Poly 2 (March 17, 2007, at Reckling Park)
750th Win: Rice 10, Winthrop 4 (March 14, 2008, at Reckling Park)
800th Win: Rice 4, Southern Miss 3 (Mar. 21, 2009, at Hattiesburg, Miss.)
850th Win: Rice 3, East Carolina 2 (Apr. 24, 2010, at Reckling Park)
900th Win: Rice 8, Houston 2 (May 6, 2011, at Cougar Field)
950th Win: Rice 9, UCF 2 (May 18, 2012, at Orlando, Fla.)
1,000th Win: Rice 4, Texas State 3 (Feb. 18, 2014, at Reckling Park)
1,050th Win: Rice 6, Charlotte 3 (Mar. 8, 2015, at Charlotte, N.C.)
1,100th Win: Rice 3, Western Kentucky 2 (April 16, 2016, at Reckling Park, Game 2 DH)

team. The amazing comeback win over Baylor on Memorial Day clinched the Owls' second Super Regional.

In 2002, the Owls adjusted again after Baugh and Skaggs were first-round selections in the professional draft. Graham combined two new players in the weekend pitching rotation -- transfer **Justin Crowder** and freshman **Philip Humber** -- and five new position players with four returnees, keeping the Owls near the top of the national rankings most of the year. Graham was named the WAC and ABCA western regional coach of the year as the Owls again advanced to Omaha.

In 2003, his 12th season, Graham's mind and energy were focused squarely on the goal of Rice's first national championship. The team combined the best pitching staff in the nation with the best defense to win 58 of its 70 games. The Owls spent more than two months ranked as the top team in the nation, and the team ran off an eye-opening 30-game winning streak. Sophomore pitchers **Jeff Niemann**, **Wade Townsend**, Philip Humber and **Josh Baker** combined for a 47-5 record, and closer **David Aardsma** had a Rice-record 12 saves. Every

Owl starter won at least one postseason honor and Graham was named the national and WAC coach of the year.

In 2004, the Owls went 46-14 and won another WAC title to qualify for another postseason appearance. Graham came up with yet another Rice first. The pitching trio of Humber, Niemann and Townsend were all selected among the first eight picks of the major league draft (numbers three, four and eight overall). It was the first time in MLB history that three pitchers, or even three players, from the same school had been selected that high in the draft's first round.

Freshmen were the bulk of the 2005 team, but that did not stop the Owls (45-19) from winning the WAC championship. That young Rice team came within four outs of reaching the College World Series after nearly upsetting number one ranked Tulane on the road in the Super Regional.

A native Houstonian who had followed the Owls since his earliest days, he played baseball at Reagan High School in the Heights. He had his first championship experience when he played his first year at Reagan, as a pitcher and

outfielder in 1951-52, under coach Leroy Ashmore.

In 1952 Reagan was the Houston city and Texas State baseball champions on the strength of a 38-3 record. With Graham on the mound in 1953, Reagan won the city's high school championship. One of his battery mates throughout his prep career was Rice alum ('58) **Jerry Sims**. The championship spirit was instilled at an early age and is still there.

Graham matriculated to Texas, where he played two seasons under the legendary Bibb Falk. After his playing days as a Longhorn ended, Graham embarked on an 11-year professional career as a third baseman and outfielder with the Philadelphia Phillies and New York Mets organizations.

Despite several strong seasons in the minors -- he hit .300 or better in six of 10 minor league stops, including a .311 average with 17 home runs and 70 runs batted in at Dallas-Fort Worth in 1962 to earn Texas minor league player of the year honors -- Graham had just two brief stints in the major leagues. The first came in 1963 when he appeared in 10 games for Gene Mauch's Philadelphia Phillies. A year later, Graham played 20 games for legendary Hall of Famer Casey Stengel and the New York Mets.

Following his playing days, Graham returned to UT to receive his B.S. in physical education in 1970, and he

added a master's of education from the University of Houston in 1973.

Graham's coaching career began at Scarborough High School in Houston. In nine seasons at Scarborough and one at Spring Branch, Graham's teams compiled a 98-13 (.883) district record, won seven district titles and never finished lower than second in the district race.

After nine successful seasons on the high school level, Graham moved on to San Jacinto, where he proceeded to turn the Gators into the nation's most celebrated JC team. His first squad in 1981 (featuring freshman Roger Clemens) went 43-7 and finished second in the Texas JC ranks. The following two seasons brought 89 more victories (only 22 losses) and a pair of conference titles.

Graham was just getting started. In 1984, he led the Gators to the first of seven consecutive 50-win seasons and the national JC tournament. A loss in the championship game only served to fuel the fires that would lead to three straight national titles in 1985-87. Another runner-up showing in 1988 was followed by two more titles in 1989 and 1990, giving the Gators five championships in a six-year span while preparing dozens of players for major college and/or professional careers.

Graham's honors at San Jac were nearly endless. He was named Collegiate Baseball Magazine's Junior College

Coach of the Century, as well as the newspaper's Coach of the Decade for 1980's. He was named the national JC coach of the year five times and the top Texas JC coach six times. His uniform number (37) was retired by San Jacinto and he was inducted into the junior college hall of fame in May, 1995.

All of Graham's coaching accomplishments naturally led to his induction into the Texas Baseball Hall of Fame at Fort Worth in 2003. In 2004 he was named one of Houston's 38 Sports Legends to coincide with the city hosting Super Bowl XXXVIII. He was inducted to the Texas Sports Hall of Fame in 2005.

...and that's just Graham's domestic resume!

In November of 2016 Graham took his program on a historic international trip to the baseball-crazed island nation of Cuba. There the Owls not only played (and won) an exhibition against an older and professional Cuban League team, the Rice student-athletes had a once in a lifetime learning experience of immersing themselves in a distinct culture that had long been closed to many Western nations.

On the baseball side of the Cuba trip, the Owls had to have made the United States proud playing so well in the 4-0 victory. The director of Cuba's National Baseball Federation, Jesus Barosa, stated publicly that he was per-

sonally interested in meeting and discussing different aspects of the sport, with the Rice head coach.

What is left for a man who has 43-straight winning seasons at the high school and collegiate level and has won nearly 80 percent of his games on the collegiate level (1,689-579 in 36 seasons at Rice and San Jacinto)? A second national championship, to be precise. With Reckling Park as the Owls' home and the venue for 11 NCAA Regionals in 2001-02-03-04-06-07-08-09-11-12-14, plus Super Regionals in 2002-03-06-07-08, Graham has all the pieces in place to sustain Rice at the highest level.

Graham and his wife Tanya live in Houston. She earned her Rice degree in human performance and exercise science in May, 1999.

Year-By-Year With Wayne Graham

Year	School	Record	Pct.	Accomplishments
1981	San Jac	43-7	.860	Conference champions, state runner-up
1982	San Jac	42-12	.777	Conference champions
1983	San Jac	47-10	.824	Conference champions, state runner-up
1984	San Jac	50-11	.819	State, conf. champs, national runner-up
1985	San Jac	54-7	.885	National, state, conference champions
1986	San Jac	53-12	.815	National, state, conference champions
1987	San Jac	52-9	.852	National, state, conference champions
1988	San Jac	63-9	.875	State, conf. champs, national runner-up
1989	San Jac	61-10	.859	National, state, conference champions
1990	San Jac	62-11	.850	National, state, conference champions
1991	San Jac	47-15	.758	Conference champions

Year	School	Record	Pct.	Accomplishments
1992	Rice	29-26	.527	Series win over #16 Texas A&M
1993	Rice	36-18	.667	School-record 29-game home winning streak
1994	Rice	34-21	.618	12-6 in SWC (tied-2), best in school history
1995	Rice	43-19	.694	2nd at NCAA South II Regional
1996	Rice	42-23	.646	SWC Tournament champs; 2nd in NCAA Midwest Regional
1997	Rice	47-16	.746	WAC champs; 1st College World Series appearance
1998	Rice	46-17	.731	WAC champs; NCAA Central Regional
1999	Rice	59-15	.797	WAC champs; College World Series; most wins ever
2000	Rice	43-23	.652	WAC co-champs
2001	Rice	47-20	.701	WAC champs; NCAA Regional champs
2002	Rice	52-14	.788	WAC champs; NCAA Regional champs; College World Series
2003	Rice	58-12	.829	NCAA champions ; WAC champions; School-record 30-game win streak
2004	Rice	46-14	.767	WAC champs; NCAA Regional
2005	Rice	45-19	.703	WAC champs; NCAA Regional champs
2006	Rice	57-13	.814	C-USA champs; NCAA Regional champs; College World Series semifinals
2007	Rice	56-14	.800	C-USA champs; NCAA Regional champs; College World Series semifinals
2008	Rice	47-15	.758	C-USA reg. season champs; NCAA Regional champs; College World Series
2009	Rice	43-18	.705	C-USA tournament champs; NCAA Regional champs
2010	Rice	40-23	.635	C-USA reg. season champs; NCAA Regional
2011	Rice	42-21	.667	C-USA reg. season co-champs; C-USA tourney champs; NCAA Regional
2012	Rice	41-19	.683	C-USA reg. season champs; NCAA Regional
2013	Rice	44-20	.688	C-USA tourney & regular season co-champs; NCAA Regional champs;
2014	Rice	42-20	.678	C-USA tourney & regular season champs; NCAA Regional
2015	Rice	37-22	.627	C-USA regular season champs; NCAA Regional
2016	Rice	38-24	.613	NCAA Regional (2nd place); C-USA tourney (2nd place); No. 24 final RPI
RICE Totals		1,114-466	.705	Best winning percentage in Rice history

Highs/Lows For Graham-Coached Rice Teams

	Rice	Opponent
Runs/Game	37 vs. Cincinnati (2/21/97) 35 vs. McNeese State (2/14/97) 28 at New Mexico [WAC high] (4/11/98) 27 vs. S.F. Austin State (2/21/93) 27 vs. Wisconsin-Milw.-n (5/29/99)	27, New Mexico-a (4-12-98) 24, Houston-n (5/17/16) 21, UT-San Antonio-a (5/5/94) 21, Baylor-a [SWC high] (4/8/95) 20, twice (last: Washington 5-22-98)
Hits/Game	34 vs. Cincinnati (2/21/97) 33 vs. Wisconsin-Milw.-n (5/29/99) 31 vs. McNeese State (2/14/97) 28 at New Mexico [WAC high] (4/11/98) 27 at Marshall (5/18/06)	24, New Mexico-a [WAC high] (4-12-98) 23, Lamar-h (2/22/2011) 21, California-a (3/11/2011) 20, San Diego State-a (3/6/94) 19, Texas Tech-a [SWC high] (3/26/93) 19, Fresno State-a (3/23/04) 8, Texas Southern-h (2/18/92) 7, two times 0, Hawaii (3/14/98)
Errors/Game	10 at UNLV (3/15/97) 7 vs. Incarnate Word (3/23/93)	
Fewest Hits/Game	1 at Cal State Fullerton (3/4/07) 1 at UAB (4/10/2015)	
Doubles/Game	11 at Memphis (4/15/06)	
Triples/Game	5 vs. McNeese State (2/14/97)	
HR/Game	10 at New Mexico (4/11/98) 9 vs. Cincinnati (2/21/97) 7 vs. Massachusetts (3/9/96) 7 vs. McNeese State (2/21/97) 7 vs. Nevada (3/26/05)	6, New Mexico-a (4/12/98) (last time 5: LA Tech-a 5-28-16)
SB/Game	8 vs. St. Mary's (2/16/94)	

	Rice	Opponent
Strikeouts	23 at Hawaii (2/22/13) 21 vs. Central Missouri St. (2/5/05) 19 vs. Louisiana Tech (4/9/05) 18 vs. Lamar (5/7/97, 12 inn.) 18 at East Carolina (4/8/2011)	
LOB	18 vs. Louisiana (4/5/2011)	18, McNeese State-h (4/11/00)
Walks Received	21 vs. Texas Southern (2/22/95)	
Double Plays	6, six times Latest vs. San Jose State (5/13/00)	4, Cal. State Fullerton-n (5/26/96) 4, Saint John's (3/6/07) 4, Texas Tech (3/6/10)
Shutouts	12, 2013 (107 total since 1992)	5, 2016 (31 total since 1992)
Longest Games/Time	6:02 at Houston (5/31/15, 20 inn.) 5:10 at NC State (6/9/13, 17 inn.) 4:53 Old Dominion (3/8/14, 17 inn.)	
Longest Game/Innings	20 Rice 3, Houston-h 2 (5/31/15) 17 Rice 2, Hawaii-h 0 (2/22/13) 17 NC State-h 5, Rice 4 (6/9/13) 17 Rice-h 4, Old Dominion 2, (3/8/14)	
Quickest Nine-Inn. Game	1:38 vs. East Carolina-h (4/20/2012)	
Largest Margin of Victory	31: (35-4) vs. McNeese State (2/14/97)	
Largest Loss	20: (21-1) at UT-San Antonio (5/5/94)	
Largest Combined Score	53: New Mexico-h 27, Rice 26 (4/12/98)	
Most Combined Hits	45: Rice 21, New Mexico 24 (4/12/98)	
Most Combined Errors	13: Rice 10, UNLV-h 3 (3/15/97)	
Runs/Inning	13: (4th inn.) at S.F. Austin State (2/8/95)	
Longest Win Streak	30: (2/18/03-4/8/03)	
Longest Losing Streak	8: 3/20-31/96	

Rice In The Post-Season Under Wayne Graham

1994 (1-2)

SWC Tournament at Austin (1-2)

My12 Texas Tech 12, Rice 11
My13 Rice 10, TCU 3
My14 Texas Tech 2, Rice 1

1995 (3-4)

SWC Tournament at College Station (0-2)

My18 Texas A&M-h 8, Rice 6
My19 Texas 6, Rice 0

NCAA South Regional at Baton Rouge, La. (3-2)

My25 Rice 8, James Madison 7
My26 Rice 15, LSU-h 7
My27 Cal State Fullerton 17, Rice 7
My27 Rice 16, LSU-h 9
My28 Cal State Fullerton 8, Rice 7

1996 (7-2)

SWC Tournament at Lubbock (4-0)

My15 Rice 9, Texas A&M 7
My16 Rice 7, Texas Tech-h 3
My17 Rice 9, Texas 6
My18 Rice 16, Texas 8

NCAA Midwest Regional at Wichita, Kan. (3-2)

My23 Rice 17, Missouri 4
My24 Cal State Fullerton 7, Rice 3
My25 Rice 11, Indiana 8

My26 Rice 13, Cal State Fullerton 10
My26 Wichita State-h 16, Rice 6

1997 (8-2)

WAC Tournament at San Diego, Calif. (4-0)

My14 Rice 16, BYU 3
My15 Rice 5, Utah 4
My16 Rice 7, San Diego State-h 5
My17 Rice 11, San Diego State-h 1

NCAA Central Regional at Lubbock (4-0)

My22 Rice 5, SMSU 2
My23 Rice 10, Clemson 6
My24 Rice 13, SW Texas State 9
My25 Rice 25, Southwest Missouri St. 6
College World Series at Omaha, Neb. (0-2)
My30 LSU 5, Rice 4
Jn1 Auburn 10, Rice 1

1998 (5-2)

WAC Tournament at San Diego, Calif. (4-0)

My13 Rice 15, New Mexico 11
My14 Rice 10, TCU 5
My15 Rice 5, Fresno State 4 (10 inn.)
My16 Rice 15, Fresno State 2

NCAA Central Regional at College Station (1-2)

My21 Rice 11, Oral Roberts 1
My22 Washington 20, Rice 11
My23 Mississippi State 15, Rice 14

1999 (11-4)

WAC Tournament at Fresno, Calif. (4-0)

My19 Rice 2, New Mexico 1
My20 Rice 9, UNLV 6
My21 Rice 4, San Jose State 2
My22 Rice 18, TCU 3

NCAA Regional at Lubbock (4-1)

My28 UW-Milwaukee 8, Rice 4
My29 Rice 6, Rutgers 1
My29 Rice 27, UW-Milwaukee 1
My30 Rice 3, Texas Tech 1
My30 Rice 15, Texas Tech 11

NCAA Super Regional at The Astrodome (2-1)

Jn4 Louisiana-Lafayette 12, Rice 8
Jn5 Rice 10, Louisiana-Lafayette 1
Jn6 Rice 8, Louisiana-Lafayette 3

College World Series at Omaha, Neb. (1-2)

Jn11 Miami (Fla.) 8, Rice 4
Jn13 Rice 7, Oklahoma State 2
Jn16 Alabama 6, Rice 5

2000 (3-2)

NCAA Regional at Houston (3-2)

My26 Rice 5, Texas Tech 2
My27 Houston 5, Rice 2
My27 Rice 11, Texas Tech 4
My29 Rice 5, Houston 4
My29 Houston 9, Rice 5

2001 (4-3)

NCAA Regional at Rice (4-1)

My25 Rice-h 11, UT-Arlington 4
My26 Baylor 11, Rice-h 10
My27 Rice-h 14, UT-Arlington 2
My27 Rice-h 7, Baylor 4
My28 Rice-h 5, Baylor 4

NCAA Super Regional at Lincoln, Neb. (0-2)

Jn1 Nebraska-h 7, Rice 0
Jn2 Nebraska-h 9, Rice 6 (10 inn.)

2002 (5-3)

NCAA Regional at Rice (3-1)

My31 Rice-h 8, Harvard 3
Jn1 Rice-h 6, Texas Tech 0
Jn2 Washington 7, Rice-h 6
Jn2 Rice-h 14, Washington 2

NCAA Super Regional at Rice (2-0)

Jn7 Rice-h 6, LSU 0
Jn8 Rice-h 3, LSU 0

College World Series at Omaha, Neb. (0-2)

Jn15 Texas 2, Rice 1
Jn17 Notre Dame 5, Rice 3

Rice In The Post-Season Under Wayne Graham

2003 (10-2)

NCAA Regional at Rice (3-0)

My30 Rice-h 3, McNeese State 2 (10 inn.)
My31 Rice-h 10, Wichita State 1
Jn1 Rice-h 5, Wichita State 2

NCAA Super Regional at Rice (2-1)

Jn7 Houston 5, Rice-h 2
Jn8 Rice-h 10, Houston 2
Jn9 Rice-h 5, Houston 2

College World Series at Omaha, Neb. (5-1)

Jn14 Rice 4, Southwest Missouri St. 2
Jn16 Rice 12, Texas 2
Jn18 Rice 5, Texas 4
Jn21 Rice 4, Stanford 3 (10 inn.)
Jn22 Stanford 8, Rice 3
Jn23 Rice 14, Stanford 2

2004 (3-2)

NCAA Regional at Rice (3-2)

Jn4 Texas Southern 4, Rice-h 3
Jn5 Rice-h 3, Lamar 1
Jn5 Rice-h 7, Texas Southern 1
Jn6 Rice-h 3, Texas A&M 1
Jn6 Texas A&M 7, Rice-h 5

2005 (4-2)

NCAA Regional at Baton Rouge, La. (3-0)

Jn3 Rice 7, Northwestern State 3

Jn4 Rice 9, LSU-h 7

Jn6 Rice 5, LSU-h 4

NCAA Super Regional at New Orleans, La. (1-2)

Jn11 Rice 9, Tulane-h 5
Jn12 Tulane-h 7, Rice 0
Jn13 Tulane-h 9, Rice 6

2006 (11-3)

C-USA Tournament at Rice (4-0)

My24 Rice 9, UAB 3
My25 Rice 5, Southern Miss 1
My27 Rice 7, Memphis 4
My28 Rice 11, Houston 5

NCAA Regional at Rice (3-0)

Jn2 Rice-h 6, Prairie View 5
Jn4 Rice-h 7, Baylor 2
Jn5 Rice-h 7, Baylor 4

NCAA Super Regional at Rice (2-1)

Jn10 Rice-h 10, Oklahoma 4
Jn11 Oklahoma 11, Rice 5
Jn12 Rice-h 9, Oklahoma 5

College World Series at Omaha, Neb. (2-2)

Jn17 Rice 6, Georgia 4
Jn19 Rice 3, Miami (Fla.) 2
Jn21 Oregon State 5, Rice 0
Jn22 Oregon State 2, Rice 0

2007 (11-3)

C-USA Tournament at Greenville, N.C. (4-1)

My23 Rice-n 16, UCF 6
My24 Rice-n 7, Memphis 5
My26 Memphis-n 2, Rice 1
My26 Rice-n 20, Memphis 9
My27 Rice 16, East Carolina-h 8

NCAA Regional at Rice (3-0)

Jn1 Rice-h 5, Prairie View A&M 0
Jn2 Rice-h 6, TCU 3
Jn3 Rice-h 3, TCU 1

NCAA Super Regional at Rice (2-0)

Jn8 Rice-h 3, Texas A&M 2 (10 inn.)
Jn9 Rice-h 5, Texas A&M 2

College World Series at Omaha, Neb. (2-2)

Jn15 Rice-n 15, Louisville 10
Jn17 Rice-n 14, North Carolina 4
Jn20 North Carolina 6, Rice-n 1
Jn21 North Carolina 7, Rice-n 4

2008 (5-4)

C-USA Tournament at New Orleans, La. (0-2)

My21 UAB 8, Rice-n 2
My22 East Carolina 4, Rice-n 3

NCAA Regional at Rice (3-0)

My30 Rice-h 3, Sam Houston St. 2
My31 Rice-h 11, St. John's 2
Jn1 Rice-h 7, Texas 4

NCAA Super Regional at Rice (2-0)

Jn8 Rice-h 9, Texas A&M 7
Jn9 Rice-h 6, Texas A&M 5

College World Series at Omaha, Neb. (0-2)

Jn15 Fresno State 17, Rice-n 5
Jn17 LSU 6, Rice-n 5

2009 (7-3)

C-USA Tournament at Hattiesburg, Miss. (4-0)

My20 Rice-n 13, Marshall 0
My21 Rice-n 8, UAB 1
My22 Rice-n 7, Houston 2
My24 Rice 8, Southern Miss-h 6

NCAA Regional at Rice (4-1)

My29 Rice-h 5, Sam Houston St. 2
My30 Kansas State 7, Rice-h 6
My31 Rice-h 12, Xavier 5
My31 Rice-h 8, Kansas State 0
Jn1 Rice-h 13, Kansas State 4

NCAA Super Regional at Baton Rouge, La. (0-2)

Jn5 LSU-h 12, Rice 9
Jn6 LSU-h 5, Rice 3

2010 (5-3)

C-USA Tournament at UH's Cougar Field (3-1)

My26 Rice-n 11, East Carolina 3
My27 Rice 24, Houston-h 3
My28 Rice-n 18, Marshall 0
My29 Southern Miss-h 7, Rice 4

Rice In The Post-Season Under Wayne Graham

NCAA Regional at Austin (2-2)

Jn4	Louisiana-Lafayette 1, Rice-n 0
Jn5	Rice-n 19, Rider 1
Jn6	Rice-n 9, Louisiana 1
Jn6	Texas-h 4, Rice 1

2011 (4-3)

C-USA Tournament at Pearl, Miss. (3-1)

My25	UAB-n 9, Rice 8
My26	Rice-n 8, Memphis 5
My27	Rice-n 4, UCF 2
My28	Rice-n 4, Houston 3 (10 inn.)

NCAA Regional at Reckling Park (1-2)

Jn3	Rice-h 14, Alcorn State 1,
Jn4	Baylor 3, Rice-h 2
Jn5	California 6, Rice-h 3

2012 (2-4)

C-USA Tournament at Pearl, Miss. (1-2)

My23	Rice-n 7, Houston 5
My24	Memphis 3, Rice-n 2
My26	Southern Miss 4, Rice-n 2

NCAA Regional at Reckling Park (1-2)

Jn1	Rice-h 3, Prairie View 2
Jn2	Arkansas 1, Rice-h 0
Jn3	Sam Houston State 4, Rice-h 1

2013 (7-3)

C-USA Tournament at Reckling Park (4-0)

My22	Rice-h 3, UAB 1
My23	Rice-h 5, UCF 1
My25	Rice-h 10, Memphis 1
My26	Rice-h 5, Southern Miss 4 (11 inn.)

NCAA Regional at Eugene, Ore. (3-1)

My31	Rice-n 3, San Francisco 2 (11 inn.)
Jn1	Rice 1, Oregon-h 0
Jn2	Oregon-h 11, Rice 0
Jn3	Rice 11, Oregon-h 4

NCAA Super Regional at Raleigh, NC (0-2)

Jn8	NC State-h 4, Rice 3
Jn9	NC State-h 5, Rice 4 (17 inn.)

2014 (5-3)

C-USA Tournament at Hattiesburg, Miss. (4-1)

My21	Rice-n 9, FIU 2
My22	Rice-n 8, Middle Tennessee 2
My24	Old Dominion-n 3, Rice 2
My24	Rice-n 7, Old Dominion 5
My25	Rice-n 11, UTSA 5

NCAA Regional at Reckling Park (1-2)

My30	Rice-h 7, George Mason 2
My31	Texas-h 3, Rice 2
Jn1	Texas A&M-h 9, Rice 8

2015 (2-4)

C-USA Tournament at Hattiesburg, Miss. (0-2)

My20	FIU 6, Rice-n 5
My21	Middle Tennessee 6, Rice-n 5

NCAA Regional at UH's Cougar Field (2-2)

My29	Louisiana-n 7, Rice 6
My30	Rice-n 3, Houston Baptist 1
My31	Rice 3, Houston-h 2 (20 inn.)
Jn1	Louisiana-n 5, Rice 2

2016 (6-4)

C-USA Tournament at Hattiesburg, Miss. (3-2)

My25	Rice 13, Louisiana Tech-n 12
My26	Rice 6, Florida Atlantic-n 4 (10 inn.)
My28	Louisiana Tech 13, Rice-n 10
My25	Rice 11, Louisiana Tech-n 9
My21	Southern Miss-h 3, Rice 2,

NCAA Regional at Baton Rouge, La. (3-2)

Jn4	Rice-n 7, Southeastern Louisiana 2
Jn5	LSU-h 4, Rice 2
Jn6	Rice 15, Houston-n 0
Jn6	Rice 10, LSU-h 6
Jn7	LSU-h 5, Rice 2

Graham Totals

All Games **1,114-466**

Home: 661-172; Road: 350-224; Neutral: 103-70

All Conference Games **482-194**

Home: 263-70; Road: 217-120; Neutral: 2-4

C-USA Games **210-71**

Home: 108-32; Road: 102-39

WAC Games **214-61**

Home: 117-20; Road: 97-41

SWC Games **58-62**

Home: 38-18; Road: 18-40; Neutral: 2-4

Day Games **676-257**

Night Games **438-209**

One-Run Games **219-165**

Doubleheaders **52-16-32**

Extra-Innings **59-42**

Graham vs. Conferences

American Athletic:	7-9	Mid-Continent:	1-0
Atlantic Coast:	10-11	Midwest Collegiate:	1-1
Atlantic Sun:	6-1	Missouri Valley:	10-1
Atlantic 10:	4-0	Mountain West:	8-0
Big East:	5-2	North Atlantic:	2-0
Big Eight:	5-5	Pacific 10/12:	28-31
Big South:	7-0	Southeastern:	15-20
Big 10:	7-2	Southern:	4-0
Big 12:	91-56	Southland:	162-45
Big West:	19-14	Southwest:	63-65
Colonial:	1-0	Southwestern Athletic:	23-2
Conference USA:	290-102	Summit:	0-1
Great Midwest:	1-0	Sun Belt:	40-19
Ivy:	7-0	West Coast:	6-3
Metro:	2-1	WAC:	241-74
Metro Atlantic:	1-0	Major Independents:	15-9
Mid-American:	2-0	Non-Division 1:	28-1



It was Coach Graham's return to Cuba. He made his AAA debut for Buffalo against the Havana Sugar Kings in 1960.

Wayne Graham vs. All Opponents (at Rice)

Air Force: 5-1
(3-0 home, 2-1 road)
Alabama: 0-2
(0-2 neutral)
Alcorn State: 1-0
(1-0 home)
Arizona: 5-5
(2-3 home, 3-2 road)
Arizona State: 1-4
(0-1 home, 1-2 road, 0-1 neutral)
Arkansas: 0-2
(0-1 home, 0-1 neutral)
Arkansas State: 1-0
(1-0 home)
Auburn: 0-1
(0-1 neutral)
Baylor: 28-20
(16-8 home, 7-9 road, 5-3 neutral)
Brigham Young: 7-0
(6-0 home, 1-0 neutral)
California: 3-4
(3-3 home, 0-1 road)
Cal Poly: 4-2
(3-0 home, 1-2 road)
Cal State-Fullerton: 4-6
(2-1 home, 1-2 road, 1-3 neutral)

Cal State-Northridge: 1-0
(1-0 home)
Central Missouri State: 3-0
(3-0 home)
Charlotte: 5-1
(2-1 home, 3-0 road)
Cincinnati: 1-0
(1-0 home)
Clemson: 2-2
(2-2 neutral)
Concordia Lutheran: 1-0
(1-0 home)
Creighton: 2-0
(2-0 home)
Dallas Baptist: 17-6
(16-5 home, 1-1 away)
Duke: 1-0
(1-0 neutral)
East Carolina: 24-9
(13-5 home, 10-3 away, 1-1 neutral)
Elon: 1-0
(1-0 home)
FIU: 15-3
(6-1 home, 8-1 road, 1-1 neutral)
Florida Atlantic: 9-1
(5-1 home, 3-0 road, 1-0 neutral)

Fresno State: 29-17
(17-4 home, 10-11 road, 2-2 neutral)
George Mason: 1-0
(1-0 home)
Georgia: 1-0
(1-0 neutral)
Georgia Tech: 1-0
(1-0 home)
Grambling State: 1-1
(1-1 home)
Grand Canyon: 2-1
(2-1 road)
Harvard: 7-0
(7-0 home)
Hawaii: 36-10
(21-4 home, 15-6 road)
Hawaii-Hilo: 10-2
(5-1 home, 5-1 road)
Houston: 82-34
(44-10 home, 35-21 road, 3-3 neutral)
Houston Baptist: 8-0
(7-0 home, 1-0 neutral)
Incarnate Word: 4-0
(4-0 home)
Indiana: 1-0
(1-0 home)
Jackson State: 2-0
(2-0 home)

Jacksonville State: 1-0
(1-0 home)
James Madison: 1-0
(1-0 home)
Kansas: 1-0
(1-0 home)
Kansas State: 3-1
(2-1 home, 1-0 neutral)
Kentucky: 1-0
(1-0 neutral)
Lamar: 34-17
(21-8 home, 13-9 road)
Liberty: 3-0
(3-0 home)
Long Beach State: 3-5
(2-2 home, 1-2 road, 0-1 neutral)
Louisiana-Lafayette: 12-8
(7-1 home, 2-2 away, 3-5 neutral)
Louisiana-Monroe: 1-0
(1-0 home)
Louisiana State: 8-7
(2-0 home, 6-4 away, 0-3 neutral)
Louisiana Tech: 36-6
(23-1 home, 11-4 road, 2-1 neutral)
Louisville: 2-0
(1-0 home, 1-0 neutral)
Maine: 2-0
(2-0 home)

Marshall: 24-2
(11-1 home, 11-1 away, 2-0 neutral)
Mary Hardin-Baylor: 2-0
(2-0 home)
Massachusetts: 3-0
(3-0 home)
McNeese State: 14-4
(12-2 home, 2-2 road)
Memphis: 22-9
(10-4 home, 9-3 away, 3-2 neutral)
Miami (Fla.): 2-3
(1-2 road, 1-1 neutral)
Miami (Ohio): 2-0
(2-0 home)
Michigan: 2-0
(2-0 home)
Michigan State: 0-1
(0-1 home)
Middle Tennessee: 6-5
(2-1 home, 3-3 away, 1-1 neutral)
Mississippi: 2-1
(2-1 home)
Mississippi State: 0-1
(0-1 neutral)
Missouri: 1-0
(1-0 neutral)
Missouri State: 5-0
(2-0 home, 3-0 neutral)

Wayne Graham vs. All Opponents (at Rice)

Nebraska: 9-4
(9-1 home, 0-2 road, 0-1 neutral)
New Mexico: 17-2
(11-0 home, 4-2 road, 2-0 neutral)
New Mexico State: 2-0
(2-0 home)
UNLV: 12-5
(7-1 home, 4-4 road, 1-0 neutral)
Nevada: 25-6
(12-4 home, 13-2 road)
New Orleans: 1-0
(1-0 home)
Nicholls State: 1-0
(1-0 home)
Notre Dame: 1-1
(1-0 home, 0-1 neutral)
North Carolina: 2-4
(1-0 home, 1-4 neutral)
North Carolina State: 0-2
(0-2 road)
Northwestern State: 6-1
(5-1 home, 1-0 neutral)
Oklahoma: 5-3
(4-2 home, 0-1 road, 1-0 neutral)
Oklahoma State: 7-5
(4-3 home, 1-2 road, 2-0 neutral)

Old Dominion: 7-4
(5-1 home, 1-2 away, 1-1 neutral)
Oregon: 2-1
(2-1 home)
Oregon State: 0-2
(0-2 neutral)
Oral Roberts: 5-3
(2-2 home, 2-1 away, 1-0 neutral)
Prairie View A&M: 8-0
(8-0 home)
Purdue: 4-1
(4-1 home)
Rider: 1-0
(1-0 neutral)
Rutgers: 1-0
(1-0 home)
Sam Houston State: 36-19
(22-10 home, 14-9 road)
San Diego: 4-3
(3-1 home, 1-2 road)
San Diego State: 8-3
(8-3 road)
San Francisco: 1-0
(1-0 neutral)
San Jose State: 33-10
(19-2 home, 13-8 road, 1-0 neutral)

Santa Barbara: 1-0
(1-0 neutral)
South Alabama: 1-1
(0-1 home, 1-0 neutral)
Southeastern Louisiana: 2-0
(2-0 neutral)
Southern California: 4-0
(3-0 home, 1-0 neutral)
Southern Miss: 24-15
(12-5 home, 12-8 road, 0-2 neutral)
Sout Florida: 1-0
(1-0 home)
St. Edward's: 1-0
(1-0 home)
St. John's: 2-1
(2-1 home)
St. Louis: 1-0
(1-0 home)
St. Mary's (Calif.): 1-0
(1-0 road)
St. Mary's (Texas): 2-0
(2-0 home)
Stephen F. Austin: 7-1
(6-0 home, 1-1 road)
Stanford: 10-12
(5-5 home, 3-6 road, 2-1 neutral)
Stetson: 1-0
(1-0 home)

TCU: 43-21
(23-7 home, 12-11 road, 8-3 neutral)
Tennessee: 1-0
(1-0 neutral)
Texas: 26-39
(13-15 home, 7-17 road, 6-7 neutral)
Texas A&M: 34-21
(19-6 home, 8-12 road, 7-3 neutral)
Texas A&M-Corpus Christi: 15-0
(11-0 home, 4-0 road)
Texas-Arlington: 4-0
(4-0 home)
Texas-Pan American: 3-1
(3-1 road)
Texas-San Antonio: 18-4
(13-1 home, 4-2 road, 1-0 neutral)
Texas Southern: 11-1
(10-1 home, 1-0 road)
Texas State: 50-10
(34-6 home, 15-4 road, 1-0 neutral)
Texas Tech: 21-17
(7-4 home, 4-8 road, 10-5 neutral)
Tulane: 29-7
(13-2 home, 16-5 road)
UAB: 26-12
(17-3 home, 8-7 road, 1-2 neutral)
UCF: 24-10
(12-7 home, 9-3 road, 3-0 neutral)

UCLA: 1-1
(0-1 home, 1-0 neutral)
Utah: 6-1
(5-1 road, 1-0 neutral)
Vanderbilt: 0-1
(0-1 neutral)
Virginia: 0-1
(0-1 home)
Wake Forest: 4-1
(4-0 home, 0-1 neutral)
Washington: 1-2
(1-1 home, 0-1 neutral)
Washington State: 1-0
(1-0 home)
Western Carolina: 3-0
(3-0 home)
Western Kentucky: 7-0
(4-0 home, 3-0 road)
Wichita State: 2-1
(2-0 home, 0-1 road)
Winthrop: 4-0
(4-0 home)
Wisconsin-Milwaukee: 1-1
(1-1 neutral)
Wyoming: 3-1
(3-1 home)
Xavier: 1-0
(1-0 home)



**Assistant Coach
Sixth Season At Rice**

19

Clay Van Hook

Clay Van Hook is in his sixth year with the Rice Owls' coaching staff.

Van Hook served as Rice's volunteer assistant coach during his first year with the program in 2012. He was promoted by **Wayne Graham** to a full-time position prior to the start of the 2013 season and has since added recruiting and coaching at third base on game days to his growing list of duties.

One thing that has not changed is that Van Hook will continue to work with the Owls as hitters, fielders and base-runners. Last season Rice finished in its familiar spot among the Conference USA offensive leaders while posting the second-fewest strikeouts of any team in the league (despite being the C-USA squad that often plays the most games and goes deepest into the postseason).

It's a function of the Rice hitters being coached well, and growing to trust their own improved discipline at the plate. On the defensive side of 2016, Van Hook's fielders finished with a steady .972 fielding percentage while turning 52 double-plays in 62 games. One of his star pupils who he had a role in recruiting to Rice, shortstop **Ford Proctor**, was named the C-USA Freshman of the Year and a consensus freshman All-America selection.

In 2014 Rice led C-USA and was among 13th in the nation in hits, averaging 10.2 per game. His daily work helping the hitters sharpen their overall skills was a reason the Owls were able to lead the conference and finish 17th in the nation in sacrifice bunts.

Rice had the league's most hits, RBI, and a composite .293 batting average, but a high 212 walks with the fifth-lowest strike-out total is Van Hook trademark. The Owl fielders finished 14th in the nation in fielding percentage (.977) while turning 48 double-plays on the year.

In 2014 Van Hook's corner infielders, Sklyer Ewing and Shane Hoelscher had a big role in helping the Owls take home another conference championship. After a pair of sensational

seasons that included third-team All-America honors for Hoelscher and a sixth-round MLB draft selection for Ewing, both have since begun their respective pro careers.

It was the same in 2013 with Van Hook's closely-tutored player Christian Stringer. The Owl second baseman went on to be named the MVP of the C-USA Tournament while earning a high draft spot by the Chicago White Sox. There's definitely pattern to the successful results of Van Hook's coaching skills.

A native of Brenham, Tex., Clay played one season at Navarro College before becoming a three-year letterman at the University of Texas (2005-07). He earned second team all-Big 12 and was selected by the Seattle Mariners in the major league draft. Van Hook earned his degree at Texas in 2008 while serving one season as a student-coach with the Longhorns.

Van Hook and his wife, Selina, live in Pearland, Texas. The couple have a daughter, Avery Michel, born in December of 2012. Son, Briscoe, was added to the family's starting lineup in December, 2015.

Fast Facts On Clay Van Hook

Education

High School: Brenham, 2003.

College: Texas, 2008, B.S., Youth & Community Studies.

Personal

Full Name: Clay Briscoe Van Hook. Born: January 18, 1985.

Wife: Selina. Daughter: Avery Michel, born in Dec. 2012; Son:

Briscoe, born in Dec. 2015;



**Assistant Coach
First Season At Rice**

20

John Pope

Rice graduate (Jones College 1990) and two-time Texas High School Baseball Coach of the Year John Pope joined the Owls' baseball staff as an assistant coach in the summer of 2016. He works primarily with the Rice pitchers.

Pope returned to his alma mater after serving the last nine seasons as the head baseball coach at Cypress Ranch High School where his squads won state championships in both 2012 and 2015. In both championship seasons the

Houston native and former Owl pitcher was named the 5A/6A Coach of the Year by the Texas Sports Writers Association. With a full 19 years of coaching (and teaching) at the high school level, a host of Pope's former players have gone on to play baseball at the college level.

Consider that the Cy Ranch baseball program Pope started from scratch in 2008 went on to win the state title four years later by the time those players were seniors in 2012. Along the way he earned a Masters (in Educational Administration from Lamar University in 2009) and worked in the leadership of the Texas High School Coaches Association. In addition to nine seasons as the head coach at Cy Ranch, Pope has coached and taught at Cy Fair, Scarborough and Westbury high schools.

"John is a great coach and will work with our pitchers," said coach Graham, who likewise began his own coaching career in the Houston area high school ranks more than 42 years ago. "He has already seen first-hand a lot of the best players in the state, certainly the best players in this area. He also has a relationship with a lot of high school coaches, from his time on the field and in his work as an administrator for the coaches association.

"The fact that he is a Rice graduate was also important," coach Graham added. "He already knows what it's like to be a student-athlete at Rice, and academics is important to him. He has a Masters (in Educational Administration from Lamar

in 2009), and could have pursued a lot of different jobs other than coaching. We're happy to have John."

In 25 career appearances at Rice Pope registered a total of 102 strikeouts in 87.2 innings. He had one save to go along with five career wins, the highlight being the winning pitcher in the Owls' 6-4 Southwest Conference victory over Texas in 1989 -- the same year the Longhorns went on to finish second in the College World Series.

Pope was a left-handed prep standout at Westbury High School who played his final two collegiate seasons at Rice in 1988 and 1989.

"Coming back to Rice and having a chance to learn under coach Graham is an amazing opportunity, and a dream come true," Pope said. "I have followed the program very closely this whole time. I may not have played for coach Graham when I was at Rice, but am proud of what he has done for my school."

Fast Facts On John Pope

Education

High School: Westbury, 1988.

College: Rice, 1990, B.A., Sports Management. (Jones College)

Lamar University, 2009, M.A., Educational Administration.

Personal

Full Name: John Warren Pope. Born: March 3, 1967. Wife: Tricia (married 21 years). Children: Taylor (20), Jeffrey (18), Sonny (13);



**Volunteer Coach
Fifth Season At Rice**

18

Scott Shepperd

Scott Shepperd is in his fifth season with the coaching staff after joining the program as a volunteer in 2013. In addition to a host of on-field coaching duties, he serves as the administrator of the Owls' popular Youth Baseball Camps.

A native of Austin, Texas, Shepperd works with the hitters and outfielders, and he assists with the Owl catchers. On game day he coaches at first base.

Shepperd previously served five seasons as a coach at his alma mater, Concordia University in Austin, where he was a four-

year baseball letterman. At Concordia his main responsibility was as the team's hitting coach.

Shepperd was a member of Concordia's American South-west Conference West Division Coaching Staff of the Year, as the Tornados were also ranked as high as fourth nationally during the season and finished with a school-record 37 victories (in the program's NCAA Division III era). All of the regular starting infielders and catcher that Shepperd mentored garnered all-conference postseason honors while leading the Tornados to their second-straight ASC Tournament crown and NCAA West Regional appearance.

All in all, Shepperd has mentored one *D3Baseball.com* All-American, one All-West Region selection, two ASC West Division Players of the Year, one ASC West Division Freshman of the Year, four All-ASC First Team selection and seven student-athletes who have been honorably mentioned for All-ASC laurels.

Prior to coaching to Concordia, Shepperd served as an assistant at Sam Houston State University under head coach Mark Johnson during the 2007-08 academic year. In this position, he helped with the training and development of the infielders, catchers and hitters while also assisting with the playing surface of Don Sanders Stadium. With Shepperd on the staff the Bearkats squad won the Southland Conference Championship and made a second straight NCAA Division I Tournament appearance.

Shepperd started his coaching career at Concordia as a volunteer assistant coach. He served as the first base coach, recruiting coordinator and assistant hitting coach for the 2007 season.

He also gained coaching experience as an assistant on the Anchorage Bucs staff in the Alaskan League during the summers of 2007 and 2008.

Before beginning his coaching career, Shepperd lettered with the Tornados for four years (2003-06) as a catcher and was also a player-coach during his junior and senior seasons. He helped the squad advance to the ASC Tournament every year during his playing career. The Tornados posted a 103-62 record and were co-West Division regular-season champions in 2004.

He comes from a coaching family. His grandfather, Cliff Gustafson, was the former winningest coach in Division I baseball history, registering a 1,427-373-2 ledger over 29 seasons (1968-96) at the University of Texas, and is a member of the National Collegiate Baseball Hall of Fame.

Shepperd earned a bachelor's degree in kinesiology from Concordia in 2007 and is nearing the completion of a master's degree in education. He is married to the former Vanessa Van Hook of Brenham, Texas. The couple have two children, Marlene Jane, and Michael Scott, III (who goes by the name "Tripp").

Fast Facts On Scott Shepperd

Education

High School: Austin Bowie, 2002.

College: Concordia, 2007, B.S., Kinesiology.

Personal

Full Name: Scott Shepperd. Born: August 27, 1984. Wife: Vanessa. Daughter: Marlene Jane (2); Son: "Tripp" (born Oct. 1, '16).



**Athletic Trainer
First Year At Rice**

Adrian Ramon

Adrian Ramon, MS, ATC, LAT, joined the Rice University Sports Medicine Team in October of 2016, and oversees the daily operations of the Owls Baseball as well as the year-round health of the squad.

Adrian came to Rice University after spending the previous year working in the Brownsville Independent School District, Brownsville Porter Early College High School, where he worked closely in maintaining the health of the student-athletes including the 2016 Boys 5A State Soccer Champions that compiled a 28-0-1 record and a Top 4 National Ranking.

He comes to Rice University with an extensive Sports Medicine background in College and Professional athletics. Graduating from the University of North Texas with a Bachelor degree in Kinesiology in 2009, Adrian served as the Student-Athletic Trainer for the Men's Basketball team for two years as well as helping with the Mean Green Football team. After graduating,

he was a recipient of the NFL Minority Scholarship and spent the 2009 Training Camp with the Tennessee Titans.

Adrian then received a Master of Science in Athletic Training degree from Weber State University in 2011. During his time at Weber State, Adrian worked with the Winter Dew Tour at Snowbasin Resort as well as a rotation with the 2009 MLS Champions Real Salt Lake. Prior to leaving, Ramon spent a season with the Visalia Rawhide, Class High A of the Arizona Diamondbacks. Then an invite to work the Extended Spring Training of the Texas Rangers was extended in Surprise, Ariz.

After graduation, Adrian took an internship with the Volleyball Team at Florida Gulf Coast before accepting a full time position with the Kansas City Royals to be the Athletic Trainer of the Rookie League Burlington Royals. Adrian also spent two years with the Milwaukee Brewers, specifically being the assigned Athletic Trainer for the Latin American Academy based in San Pedro de Macoris, Dominican Republic.

In his year with the Bradley University Braves Baseball, Adrian worked extensively in preventive and recovery measures, as he helped the Braves received a bid to the Louisville Regional, the first time in 60 years for the Braves.

A native of Texas and 2001 graduate of Harlingen High School in Harlingen, Texas, Adrian enjoys traveling, hunting, fishing and competing in Brazilian Jiu Jitsu



Strength & Conditioning Fifth Year At Rice

Rick Karasch

Rick Karasch enters his fifth season as the Strength and Conditioning coach for Rice Baseball.

He employs a holistic and comprehensive training approach that utilizes strength and power training, energy system development and movement training to develop more explosive, injury resilient baseball players.

Prior to working for the Owls, Karasch served as the Director of Performance for Triple Threat Performance working with high school, college and professional athletes. He has also served as a strength and conditioning coach for the Milwaukee Brewers minor league affiliate the Helena Brewers, Scottsdale Community College and Arizona State University.

Karasch graduated with a Bachelor's in exercise science from the University of Arizona in 2005, and received a Master of Science in Human Movement from A.T. Still University in 2010.

He is certified through the Collegiate Strength and Conditioning Coaches Association, the National Strength and Conditioning Coaches Association, USA Weightlifting, and the National Academy of Sports Medicine.

He is married to the former Martha Martinez and they have one daughter, Madeleine.



**Marketing Office
Second Year At Rice**

Matt Anderson



**Academics Counselor
31st Year At Rice**

Julie Griswold



**Academics Counselor
Third Year At Rice**

Kendal Moore



**Student Manager
Fourth Year At Rice
(Lovett)**

Michael Kidd



**Student Manager
First Year At Rice
(Sid Richardson)**

Ryan Carlson



**Director of Operations
Fifth Year at Rice
2010 Rice Grad. (Will Rice)**

Daniel Watson

2016 Rice Results

Record: 38-24 Home: 21-9 Away: 12-10 Neutral: 5-5 C-USA: 19-10

Date	Opponent	W/L	Score	R-H-E	R-H-E	Inns	Overall	C-USA	Rice Pitcher	Attend	Time												
Feb 19	Arizona	L	1-8	1-4-3	8-6-0	9	0-1-0	0-0-0	Fox (L 0-1)	3368	3:11	*Apr 15	Western Kentucky	W	9-3	9-15-0	3-8-0	9	22-11-0	10-3-0	Duplantier (W 4-3)	2414	2:49
Feb 20	Arizona	L	2-6	2-7-3	6-11-0	9	0-2-0	0-0-0	Otto (L 0-1)	3145	2:43	*Apr 16	Western Kentucky	W	5-2	5-12-0	2-8-0	9	23-11-0	11-3-0	Fox (W 3-5)	2449	2:40
Feb 21	Arizona	W	4-3	4-6-1	3-4-0	9	1-2-0	0-0-0	Myers (W 1-0)	2752	2:44	*Apr 16	Western Kentucky	W	3-2	3-7-1	2-7-1	9	24-11-0	12-3-0	Salinas (W 6-1)	2449	2:32
Feb 23	Dallas Baptist	W	6-2	6-7-4	2-7-2	9	2-2-0	0-0-0	Kravetz (W 1-0)	1964	3:20	*Apr 22	Southern Miss	L	1-2	1-6-0	2-6-0	9	24-12-0	12-4-0	Duplantier (L 4-4)	3370	2:29
Feb 24	Texas State	W	8-4	8-11-4	4-8-1	9	3-2-0	0-0-0	Solecitto (W 1-0)	2558	3:27	*Apr 23	at Southern Miss	W	4-3	4-9-0	3-6-0	9	25-12-0	13-4-0	Otto (W 5-1)	4950	2:44
\$Feb 26	vs. Arkansas	L	2-5	2-6-0	5-7-0	9	3-3-0	0-0-0	Duplantier (L 0-1)	5335	2:42	*Apr 24	at Southern Miss	L	1-2	1-10-1	2-5-0	9	25-13-0	13-5-0	Solecitto (L 1-1)	3551	2:42
\$Feb 27	vs. TCU	L	0-10	0-5-1	10-9-0	7	3-4-0	0-0-0	Salinas (L 0-1)	7881	2:08	*Apr 29	Charlotte	W	5-1	5-12-1	1-5-1	9	26-13-0	14-5-0	Duplantier (W 5-4)	2441	2:26
\$Feb 28	vs. Louisiana	L	2-4	2-4-1	4-8-1	9	3-5-0	0-0-0	Fox (L 0-2)	6516	2:11	*Apr 29	Charlotte	L	0-1	0-5-0	1-6-0	9	26-14-0	14-6-0	Fox (L 3-6)	2441	2:16
Mar 2	at Sam Houston State	W	8-3	8-9-2	3-8-1	9	4-5-0	0-0-0	Parthasarath (W 1-0)	1167	2:45	*Apr 30	Charlotte	W	12-4	12-17-1	4-10-1	9	27-14-0	15-6-0	Otto (W 6-1)	2343	3:07
Mar 4	UCF	W	4-3	4-8-1	3-3-2	9	5-5-0	0-0-0	Duplantier (W 1-1)	2803	2:11	May 4	Lamar	W	7-2	7-12-0	2-7-0	9	28-14-0	15-6-0	Esquivel (W 1-0)	3782	2:28
Mar 5	UCF	L	0-2	0-5-1	2-7-0	9	5-6-0	0-0-0	Fox (L 0-3)	2434	3:03	*May 6	at FIU	W	2-0	2-11-2	0-3-0	9	29-14-0	16-6-0	Duplantier (W 6-4)	321	2:14
Mar 6	UCF	W	13-10	13-13-0	10-15-0	9	6-6-0	0-0-0	Otto (W 1-1)	2528	3:53	*May 7	at FIU	W	3-0	3-9-0	0-6-0	9	30-14-0	17-6-0	Fox (W 4-6)	329	2:06
Mar 11	East Carolina	L	1-10	1-10-1	10-13-0	9	6-7-0	0-0-0	Duplantier (L 1-2)	2303	2:57	*May 8	at FIU	W	12-1	12-14-0	1-5-2	7	31-14-0	18-6-0	Salinas (W 7-1)	265	2:43
Mar 12	East Carolina	W	7-2	7-12-1	2-4-0	9	7-7-0	0-0-0	Otto (W 2-1)	2647	2:49	May 10	Houston	L	0-10	0-6-2	10-12-0	9	31-15-0	18-6-0	Esquivel (L 1-1)	3090	3:22
Mar 13	East Carolina	W	4-1	4-6-0	1-5-0	9	8-7-0	0-0-0	Salinas (W 1-1)	2474	2:45	*May 13	Florida Atlantic	W	9-1	9-11-2	1-5-0	9	32-15-0	19-6-0	Duplantier (W 7-4)	3392	3:26
Mar 15	TCU	L	4-6	4-8-1	6-9-0	9	8-8-0	0-0-0	Myers (L 1-1)	3406	3:14	*May 14	Florida Atlantic	L	3-10	3-7-1	10-16-1	9	32-16-0	19-7-0	Fox (L 4-7)	2630	3:35
*Mar 18	at UTSA	W	9-4	9-11-2	4-12-1	9	9-8-0	1-0-0	Amador (W 1-0)	386	4:00	May 17	vs. Houston	L	6-24	6-12-2	24-18-0	9	32-17-0	19-7-0	Otto (L 6-2)	3100	3:55
*Mar 19	at UTSA	L	1-6	1-4-1	6-9-2	9	9-9-0	1-1-0	Fox (L 0-4)	504	2:46	*May 19	at Louisiana Tech	L	2-12	2-7-0	12-12-0	9	32-18-0	19-8-0	Duplantier (L 7-5)	1289	3:11
*Mar 20	at UTSA	W	1-0	1-3-0	0-6-2	9	10-9-0	2-1-0	Salinas (W 2-1)	364	2:59	*May 20	at Louisiana Tech	L	3-4	3-10-0	4-11-1	(15)	32-19-0	19-9-0	Myers (L 1-2)	2220	4:25
Mar 22	at Houston	W	7-4	7-14-0	4-11-1	9	11-9-0	2-1-0	Jefferies (W 1-0)	1936	3:09	*May 21	at Louisiana Tech	L	5-10	5-11-5	10-13-0	9	32-20-0	19-10-0	Salinas (L 7-2)	1921	3:18
*Mar 25	Old Dominion	W	3-1	3-9-1	1-3-1	9	12-9-0	3-1-0	Duplantier (W 2-2)	2508	2:17	%May 25	vs. Louisiana Tech	W	13-12	13-18-3	12-13-1	9	33-20-0	19-10-0	Otto (W 7-2)	1616	3:52
*Mar 26	Old Dominion	W	6-2	6-8-1	2-4-1	9	13-9-0	4-1-0	Fox (W 1-4)	2837	2:47	%May 26	vs. Florida Atlantic	W	6-4	6-10-1	4-12-1	(10)	34-20-0	19-10-0	Salinas (W 8-2)	2638	3:43
*Mar 27	Old Dominion	W	8-2	8-13-1	2-6-1	9	14-9-0	5-1-0	Salinas (W 3-1)	2267	2:42	%May 28	vs. Louisiana Tech	L	10-13	10-9-1	13-14-2	9	34-21-0	19-10-0	Amador (L 2-1)	2881	3:36
Mar 29	Sam Houston State	W	5-3	5-9-0	3-9-4	9	15-9-0	5-1-0	Amador (W 2-0)	2320	3:14	%May 28	vs. Louisiana Tech	W	11-9	11-14-3	9-10-1	9	35-21-0	19-10-0	Otto (W 8-2)	1602	3:32
*Apr 1	at Middle Tennessee	L	0-3	0-3-2	3-6-0	9	15-10-0	5-2-0	Duplantier (L 2-3)	932	3:30	%May 29	at Southern Miss	L	2-3	2-10-2	3-6-0	9	35-22-0	19-10-0	Duplantier (L 7-6)	3593	3:05
*Apr 2	at Middle Tennessee	W	1-0	1-2-0	0-6-2	9	16-10-0	6-2-0	Fox (W 2-4)	787	2:16	^June 4	vs. SE Louisiana	W	7-2	7-11-0	2-7-4	9	36-22-0	19-10-0	Fox (W 5-7)	9619	3:04
*Apr 3	at Middle Tennessee	W	6-2	6-7-0	2-7-2	9	17-10-0	7-2-0	Salinas (W 4-1)	698	3:09	^June 5	at LSU	L	2-4	2-6-0	4-6-0	9	36-23-0	19-10-0	Duplantier (L 7-7)	10282	3:03
Apr 5	Texas A&M	W	4-3	4-8-2	3-8-1	9	18-10-0	7-2-0	Otto (W 3-1)	5478	3:10	^June 6	vs. SE Louisiana	W	15-0	15-16-1	0-3-1	9	37-23-0	19-10-0	Salinas (W 9-2)	9562	2:54
*Apr 8	UAB	W	7-3	7-12-1	3-6-3	9	19-10-0	8-2-0	Duplantier (W 3-3)	2247	3:04	^June 6	at LSU	W	10-6	10-13-0	6-15-0	9	38-23-0	19-10-0	Otto (W 10-2)	10261	3:46
*Apr 9	UAB	L	2-6	2-7-2	6-8-0	9	19-11-0	8-3-0	Fox (L 2-5)	3340	2:38	^June 7	at LSU	L	2-5	2-4-2	5-6-1	9	38-24-0	19-10-0	Amador (L 2-2)	9854	2:34
*Apr 10	UAB	W	3-0	3-5-0	0-2-2	9	20-11-0	9-3-0	Salinas (W 5-1)	2263	2:10												
Apr 12	at Texas State	W	3-1	3-3-0	1-3-1	9	21-11-0	9-3-0	Otto (W 4-1)	1482	2:41												

(\$ - Shriners' Hospital Classic at Minute Maid Park in Houston; * - Conference USA league game; % - C-USA Tournament, played at Pete Taylor Park in Hattiesburg, Miss.; ^ - NCAA Regional played in Baton Rouge, La.)

2016 Rice Individual Statistics | Hitting

Record: 38-24 Home: 21-9 Away: 12-10 Neutral: 5-5 C-USA: 19-10

Player	Avg	GP	GS	AB	R	H	2B	3B	HR	RBI	TB	SLG%	BB	HBP	SO	GDP	OB%	SF	SH	SB	ATT	PO	A	E	FLD%	
5 Charlie Warren	.341	50	48	182	29	62	5	1	0	27	69	.379	21	1	23	2	.408	2	6	6	10	91	6	1	.990	
8 Ford Proctor	.336	62	61	223	34	75	15	3	3	41	105	.471	34	4	29	6	.428	3	1	6	9	98	172	13	.954	
2 Tristan Gray	.295	42	41	156	28	46	7	2	5	18	72	.462	12	2	31	6	.353	0	3	0	2	150	14	6	.965	
7 Dominic DiCaprio	.293	51	48	174	18	51	6	1	0	20	59	.339	10	1	21	5	.335	0	4	0	0	78	9	1	.989	
3 Connor Teykl	.284	59	58	190	30	54	12	0	2	28	72	.379	25	1	24	4	.367	2	4	0	1	426	46	4	.992	
6 Ryan Chandler	.270	62	62	230	38	62	15	1	2	20	85	.370	30	5	34	4	.359	5	5	7	13	125	3	1	.992	
10 Dane Myers	.264	52	52	182	31	48	4	4	2	21	66	.363	25	4	38	4	.358	4	0	7	10	36	121	13	.924	
22 Grayson Lewis	.263	60	60	224	34	59	5	1	4	23	78	.348	12	5	23	6	.313	2	16	5	7	127	170	9	.971	
9 Dayne Wunderlich	.228	51	44	162	32	37	5	0	4	27	54	.333	16	4	42	3	.311	1	4	5	7	76	2	0	1.000	
4 Hunter Kopycinski	.215	59	50	172	15	37	2	0	1	24	42	.244	11	3	26	8	.271	2	10	0	2	409	58	8	.983	
27 Andrew Dunlap	.197	29	15	61	6	12	3	1	3	13	26	.426	1	0	23	1	.203	2	0	0	0	1	0	0	1.000	

26 Blake Fox	.250	14	3	16	1	4	0	0	0	3	4	.250	1	0	5	0	.294	0	0	0	0	18	24	2	.955	
1 Cody Staab	.125	24	14	32	2	4	1	0	0	1	5	.156	5	0	4	0	.243	0	1	0	0	4	0	0	1.000	
28 Kendal Jefferies	.125	20	3	16	2	2	0	0	0	3	2	.125	1	1	5	0	.222	0	1	0	0	4	9	2	.867	
25 Brandt Frazier	.000	4	0	1	1	0	0	0	0	0	0	.000	0	1	1	0	.500	0	0	0	0	3	0	0	1.000	
15 Chad Tatum	.000	4	0	1	1	0	0	0	0	0	0	.000	0	0	1	0	.000	0	0	1	1	1	0	0	1.000	
44 Khevin Brewer	.000	2	0	1	0	0	0	0	0	0	0	.000	0	1	1	0	.500	0	0	0	0	0	0	0	.000	
17 Glenn Otto	.000	1	0	1	0	0	0	0	0	0	0	.000	0	0	1	0	.000	0	0	0	0	0	6	1	.857	
13 Nick Orewiler	.000	1	0	0	0	0	0	0	0	0	0	.000	0	0	0	0	.000	0	0	0	0	1	2	0	1.000	
Totals	.273	62	62	2024	302	553	80	14	26	269	739	.365	204	33	332	49	.346	23	55	37	62	1659	677	68	.972	
Opponents	.242	62	62	2029	271	491	88	8	34	246	697	.344	237	58	502	44	.336	17	52	54	79	1611	686	49	.979	

LOB - Team (428), Opp (465). DPs turned - Team (52), Opp (54).

2016 Rice Individual Statistics | Pitching

Record: 38-24 Home: 21-9 Away: 15-9 Neutral: 1-5 C-USA: 19-10

Player	ERA	W	L	APP	GS	CG	SHO	CBO	SV	IP	H	R	ER	BB	SO	2B	3B	HR	BF	OAvg.	WP	HBP	BK	SFA	SHA
17 Glenn Otto	2.26	9	2	33	0	0	0	3	8	71.2	53	25	18	30	76	10	2	2	253	.209	6	4	0	2	7
26 Blake Fox	2.72	5	7	17	16	1	1	1	0	109.1	92	40	33	30	95	19	2	6	396	.232	4	7	1	3	15
29 Jon Duplantier	3.24	7	7	17	16	1	0	1	0	111.0	77	46	40	47	148	18	1	5	397	.194	8	15	2	1	6
24 Ricardo Salinas	3.39	9	2	15	14	1	1	2	0	82.1	67	36	31	33	64	7	1	3	297	.226	5	4	1	1	9

12 Brent Schwarz	0.00	0	0	3	0	0	0	0	0	3.1	6	0	0	0	1	1	0	0	14	.429	0	0	0	1	0
34 J. Parthasarathy	1.32	1	0	6	3	0	0	0	2	13.2	9	5	2	3	6	3	0	0	50	.180	1	1	0	1	0
23 Evan Kravetz	2.28	1	0	21	1	0	0	0	1	23.2	18	7	6	14	8	2	1	1	86	.209	1	0	0	1	1
32 Austin Solecitto	4.61	1	1	13	0	0	0	0	0	13.2	8	9	7	12	13	0	0	1	45	.178	6	4	0	0	4
35 Zach Esquivel	5.16	1	1	18	3	0	0	0	0	29.2	35	19	17	21	22	6	0	5	107	.327	0	2	1	3	4
42 Willy Amador	5.36	2	2	19	8	0	0	1	0	47.0	56	34	28	15	37	13	1	4	188	.298	3	7	0	2	2
10 Dane Myers	6.68	1	2	16	1	0	0	0	7	31.0	44	24	23	11	23	4	0	4	128	.344	1	5	0	1	1
28 Kendal Jefferies	10.50	1	0	7	0	0	0	0	0	6.0	7	7	7	7	3	2	0	2	22	.318	1	2	0	1	1
13 Nick Orewiler	11.57	0	0	9	0	0	0	0	1	9.1	18	12	12	13	6	3	0	1	42	.429	1	1	0	0	1
30 Ben Schragger	47.25	0	0	3	0	0	0	0	0	1.1	1	7	7	1	0	0	0	0	4	.250	0	6	0	0	1
Totals	3.76	38	24	62	62	3	6	4	19	553.0	491	271	231	237	502	88	8	34	2029	.242	37	58	5	17	52
Opponents	4.54	24	38	62	62	4	5	4	11	537.0	553	302	271	204	332	80	14	26	2024	.273	46	33	5	23	55

PB - Team (5), DiCaprio 3, Kopycinski 2, Opp (12). Pickoffs - Team (11), Fox 3, Esquivel 1, Duplantier 1, Kopycinski 1, N.Orewiler 1, Myers 1, Solecitto 1, DiCaprio 1, Kravetz 1, Opp (5).

2016 Conference USA Baseball Standings / League RPIs

Team	Conference USA Games				All Games							
	W-L	Pct.	H	A	W-L	Pct.	H	A	N	L10	Streak	
x -Florida Atlantic	21-8	.724	12-3	9-5	39-19	.672	22-6	13-9	4-4	6-4	L 2	
Marshall	21-9	.700	9-6	12-3	34-21	.618	19-8	13-11	2-2	6-4	L 1	
y -Southern Miss	20-10	.667	13-2	7-8	41-20	.672	28-4	9-11	4-5	5-5	L 2	
Rice	19-10	.655	11-3	8-7	38-24	.613	21-9	12-10	5-5	5-5	L 1	
Louisiana Tech	19-11	.633	12-3	7-8	42-20	.677	22-5	12-12	7-3	6-4	L 1	
Old Dominion	15-15	.500	8-7	7-8	32-24	.571	19-9	10-13	3-2	5-5	L 2	
FIU	15-15	.500	6-9	9-6	29-29	.500	16-16	12-11	1-2	6-4	L 1	
Charlotte	12-17	.414	5-10	7-7	23-32	.418	14-20	9-10	0-2	4-6	L 2	
UAB	12-18	.400	8-7	4-11	21-34	.382	16-14	5-20	0-0	2-8	L 1	
WKU	10-20	.333	8-7	2-13	24-30	.444	15-10	7-19	2-0	0-10	L 10	
UTSA	8-20	.286	4-10	4-10	17-34	.333	9-19	8-15	0-0	3-7	W 2	
Middle Tennessee	5-24	.172	4-10	1-14	20-35	.364	11-16	8-19	1-0	3-7	L 2	

x- regular season champions
y- tournament champions

Official NCAA R.P.I.

The final 2016 NCAA Ratings Power Index

20.	Southern Miss	.577
24.	Rice	.570
31.	Louisiana Tech	.560
34.	Florida Atlantic	.558
64.	Marshall	.540
82.	Old Dominion	.529
98.	FIU	.521
133.	Western Kentucky	.506
155.	UAB	.494
157.	Charlotte	.493
165.	Middle Tennessee	.488
187.	UTSA	.481

2016 Conference USA League Awards

Player of the Year

CJ Chatham, Jr., SS, FAU

Pitcher of the Year

Jon Duplantier, Jr., RHP, Rice

Pitcher of the Year

CJ Chatham, Jr., SS, FAU

Freshman of the Year

Ford Proctor, Fr., SS, Rice

Newcomer of the Year

Tommy Lane, Jr., 1B, Marshall

Keith LeClair Coach of the Year

Jeff Waggoner, Marshall

Assistant Coach of the Year

Tim Donnelly, Marshall

C-USA First Team

IF CJ Chatham, Jr., FAU

IF Danny Hudzina, Sr., WKU

IF Tommy Lane, Jr., Marshall

IF Tim Lynch, Sr., USM

OF Dylan Burdeaux, Jr., USM

OF Jake Sandlin, Sr., USM

OF DJ Gee, Sr., Marshall

C Chuckie Robinson, Jr., USM

DH/UT Kaleb Duckworth, So., WKU

SP Chase Boster, Sr., Marshall

SP **Jon Duplantier**, Jr., Rice

SP Kirk McCarty, Sr., USM

SP Casey Sutton, Jr., LA Tech

RP **Glenn Otto**, So., Rice

C-USA Second Team

IF Riley Delgado, Jr., MT

IF Brett Netzer, So., Charlotte

IF Logan Sherer, Jr., Charlotte

IF **Ford Proctor**, Fr., Rice

OF Corey Bird, Jr., Marshall

OF Connor Myers, Sr., ODU

OF T.J. Nichting, Jr., Charlotte

C Zack Soria, Jr., FIU

DH/UT Jon Washam, Jr., LA Tech

SP Cord Cockrell, Sr., USM

SP Brandon Rhodes, Sr., FAU

SP **Ricardo Salinas**, So., Rice

SP Sam Sinnen, Jr., ODU

SP Marc Stewart, So., FAU

RP Cameron Ragsdale, Jr., FAU

All-Freshman Team

IF Bryan Arias, UTSA

SS **Ford Proctor**, Rice

C Tyler Frank, FAU

OF Blake Benefield, MT

OF Reece Hampton, Charlotte

OF Brewer Hicklen, UAB

DH **Dominic DiCaprio**, Rice

DH Hunter Slater, USM

LHP Nick Swan, FAU

LHP Joshua Shapiro, Marshall

RHP Nick Sandlin, USM

All-Tournament Team

C Chuckie Robinson, USM

IF Aaron Bossi, Marshall

IF **Ford Proctor**, Rice

IF **Connor Teykl**, Rice

IF Tim Lynch, USM

OF Raphael Gladu, LA Tech

OF Corey Bird, Marshall

OF Jake Sandlin, USM

DH Daniel Keating, USM

P Cody Crouse, FIU

P Chase Boster, Marshall

P Sam Sinnen, Old Dominion

P **Jon Duplantier**, Rice

Tournament MVP

Daniel Keating, Southern Miss

All-Academic Team

*Brett Lashley - FAU, Sr.

3.70, Communications Studies

Willy Fabra - FIU, Jr.

3.83, Accounting

Graham Ahlrich - LA Tech, So.

3.84, Chemistry

Brent Diaz - LA Tech, So.

3.72, Finance

DJ Gee - Marshall, Sr.

3.52, Health Sciences

Garrett Ring - MT, Sr.

3.73, Exercise Science/Pre-Physical Therapy

Nick Johnson - USM, Gr.

3.85, Management/MBA

Kirk McCarty - USM, So.

4.00, Accounting

Brewer Hicklen - UAB, R-Fr.

3.71, Information Systems

Tyler Straub - UTSA, Sr.

3.53, Kinesiology/Exercise Science

Kaleb Duckworth - WKU, So.

3.94, Accounting

Steven Kraft - WKU, So.

3.64, Interdisciplinary Studies

*Repeat Selection

Year-By-Year Team Records

Year	Overall		Conf.		Coach	Year	Overall		Conf.		Coach
	W-L	Pct.	W-L-T	Pct.			W-L	Pct.	W-L-T	Pct.	
1913	3-3	.500			Philip Arbuckle	1938	10-17	.370	1-14 (6)	.067	Cecil Grigg
1914	8-8-1	.500	1-2-1	.333	Philip Arbuckle	1939	7-18-1	.288	4-11 (6)	.267	Cecil Grigg
1915	5-13	.278	3-11 (5)	.214	Philip Arbuckle	1940	3-15	.167	3-11 (6)	.214	Cecil Grigg
1916	4-16	.250	2-9 (5)	.182	Philip Arbuckle	1941	7-8	.467	5-8 (5)	.385	Cecil Grigg
1917	8-5-1	.615	3-4-1	.429	Philip Arbuckle	1942	5-10-1	.344	5-9 (5)	.357	Cecil Grigg
1918	6-8	.429	0-2 (4)	.000	Jack Coombs	1943	2-13	.133	**0-8 (3)	.000	Cecil Grigg
1919	season cancelled					1944	2-10	.167	DNP (WWII)		Cecil Grigg
1920	4-13	.235	1-10 (5)	.091	Leslie Mann	1945	7-6-1	.536	6-5 (3)	.545	Jess Neely
1921	3-9	.250	3-8 (5)	.273	Pete Cawthon	1946	7-10-1	.417	6-9 (4)	.400	Cecil Grigg
1922	2-5	.286	1-5 (5)	.167	Bob Countryman	1947	5-11	.313	4-10 (5)	.286	Cecil Grigg
1923	4-9	.308	3-7 (5)	.300	Bob Countryman	1948	6-20	.231	3-11 (5)	.214	Jess Neely
1924	4-12	.250	3-11 (7)	.214	Michael O'Neill	1949	4-14	.222	3-11 (6)	.214	Harold Stockbridge
1925	8-6	.571	6-6 (5)	.500	Joe Bedenk	1950	9-12	.429	2-11 (6)	.154	Harold Stockbridge
1926	8-7	.533	5-6 (5)	.455	Joe Bedenk	1951	8-13	.381	3-12 (5)	.200	Harold Stockbridge
1927	7-15	.318	6-14 (6)	.300	Joe Bedenk	1952	12-13	.480	5-10 (6)	.333	Harold Stockbridge
1928	8-15	.348	6-14 (6)	.300	*Dickie Kerr/Charley Schwartz	1953	5-16	.231	3-11 (4)	.214	Dell Morgan
1929	9-15	.375	7-13 (5)	.350	Gene Bailey	1954	5-19	.208	2-12 (6)	.143	Dell Morgan
1930	6-16	.273	5-13 (5)	.278	Danny Allnoch	1955	8-15	.348	5-10 (5)	.333	Dell Morgan
1931	4-8	.333	3-7 (4)	.300	John Neimic	1956	11-13	.458	6-9 (4)	.400	Dell Morgan
1932	9-9	.500	9-5 (2)	.643	John Neimic	1957	9-12	.429	5-10 (5)	.333	Dell Morgan
1933	Great Depression - No Team					1958	12-9-1	.568	8-6 (3)	.571	Dell Morgan
1934	Great Depression - No Team					1959	14-10	.583	7-7 (2)	.500	Dell Morgan
1935	Great Depression - No Team					1960	17-8	.680	10-5 (2)	.667	Dell Morgan
1936	9-15-2	.385	5-9 (5)	.357	Cecil Grigg	1961	13-11	.542	6-6 (3)	.500	Dell Morgan
1937	3-12	.200	3-12 (6)	.200	Cecil Grigg	1962	10-12	.455	4-9 (5)	.308	Joe Gallagher
						1963	9-17	.346	2-11 (4)	.154	Doug Osburn
						1964	7-17	.292	3-12 (6)	.200	Doug Osburn

Year	Overall		Conf.		Coach
	W-L	Pct.	W-L-T	Pct.	
1965	10-15	.400	5-10 (5)	.333	Doug Osburn
1966	14-11	.560	5-10 (5)	.333	Doug Osburn
1967	17-10	.630	5-10 (5)	.333	Doug Osburn
1968	10-15	.400	6-12 (6)	.333	Doug Osburn
1969	14-11	.560	7-6 (4)	.538	Doug Osburn
1970	18-11	.621	10-7 (3)	.588	Doug Osburn
1971	9-20	.310	3-14 (7)	.176	Doug Osburn
1972	19-12	.613	11-7 (2)	.611	Doug Osburn
1973	16-14	.533	6-10 (6)	.375	Doug Osburn
1974	24-18	.571	12-11 (4)	.523	Doug Osburn
1975	19-16	.543	11-13 (5)	.458	Doug Osburn
1976	17-22	.436	10-14 (7)	.417	Doug Osburn
1977	15-26	.366	7-15 (8)	.318	Doug Osburn
1978	18-29	.383	6-18 (9)	.250	Doug Osburn
1979	20-29	.408	5-19 (9)	.208	Doug Osburn
1980	14-29	.326	8-16 (6)	.333	Doug Osburn
1981	34-23	.596	11-10 (4)	.524	David Hall
1982	34-23	.596	8-13 (7)	.381	David Hall
1983	36-16	.692	11-10 (5)	.524	David Hall
1984	41-14	.745	13-8 (2)	.619	David Hall
1985	27-21	.563	5-15 (7)	.250	David Hall
1986	34-26	.567	5-16 (6)	.238	David Hall
1987	23-23	.511	5-16 (7)	.238	David Hall
1988	31-28	.525	6-15 (8)	.286	David Hall
1989	28-30	.483	4-17 (8)	.190	David Hall
1990	33-29	.532	11-9 (4)	.550	David Hall
1991	16-34	.320	6-15 (7)	.286	David Hall

Year	Overall		Conf.		Coach
	W-L	Pct.	W-L-T	Pct.	
1992	29-26	.527	15-21 (5)	.416	Wayne Graham
1993	36-18	.667	7-11 (5)	.389	Wayne Graham
1994	34-21	.618	12-6 (2)	.667	Wayne Graham
1995	43-19	.694	15-9 (2)	.625	Wayne Graham
1996	42-23	.646	6-15 (T6)	.286	Wayne Graham
1997	47-16	.746	20-9 (1)	.690	Wayne Graham
1998	46-17	.730	26-4 (1)	.867	Wayne Graham
1999	59-15	.797	25-5 (1)	.833	Wayne Graham
2000	43-23	.652	19-11 (T1)	.633	Wayne Graham
2001	47-20	.701	26-10 (1)	.722	Wayne Graham
2002	52-14	.788	28-2 (1)	.933	Wayne Graham
2003	58-12	.829	25-5 (1)	.833	Wayne Graham
2004	46-14	.767	24-6 (1)	.800	Wayne Graham
2005	45-19	.703	21-9 (1)	.700	Wayne Graham
2006	57-13	.814	22-2 (1)	.919	Wayne Graham
2007	56-14	.800	22-2 (1)	.919	Wayne Graham
2008	47-15	.758	21-3 (1)	.875	Wayne Graham
2009	43-18	.705	16-8 (2)	.667	Wayne Graham
2010	40-23	.635	17-7 (1)	.708	Wayne Graham
2011	42-21	.667	16-8 (T1)	.667	Wayne Graham
2012	41-19	.683	17-7 (1)	.708	Wayne Graham
2013	44-20	.688	15-9 (T1)	.625	Wayne Graham
2014	42-20	.678	23-7 (1)	.7267	Wayne Graham
2015	37-22	.627	22-8 (1)	.733	Wayne Graham
2016	38-24	.613	19-10 (4)	.655	Wayne Graham

**Charley Schwartz was coach for the last half of the 1928 season; Gene Bailey was the coach for the first game in 1930 (0-1);
**Only three league teams in 1943 (Rice, Texas, Texas A&M); Rice competed in the Southwest Conference during the 1914-96 seasons, in the Western Athletic Conference in 1997-2005, and Conference USA starting in the spring of 2006.
***Special thanks to Bob Willard and Mike Ross for their detailed research of this list.*

Rice Coaching Records

Coach	Overall		Conf.	
	W-L	Pct.	W-L	Pct.
Philip Arbuckle (1913-17)	28-45-2	.387	9-26-1	.264
Jack Coombs (1918)	6-8	.429	0-2	.000
Leslie Mann (1920)	4-13	.235	1-10	.091
Pete Cawthon (1921)	3-9	.250	3-8	.273
Bob Countryman (1922-23)	6-14	.300	4-12	.250
Michael O'Neill (1924)	4-12	.250	3-11	.214
Joe Bedenk (1925-27)	23-28	.451	17-26	.395
"Wee" Dickie Kerr (1928)	5-8	.385	3-7	.300
Charley Schwartz (1928)	3-7	.300	3-7	.300
Gene Bailey (1929-30)	9-16	.360	7-13	.350
Danny Allnoch (1930)	6-15	.286	5-13	.278
John Neimic (1931-32)	13-17	.433	12-12	.500
Cecil Grigg (1936-44, 1946-47)	60-139-5	.306	36-101	.263
Jess Neely (1945, 1948)	13-26-1	.338	9-16	.360

Coach	Overall		Conf.	
	W-L	Pct.	W-L	Pct.
Harold Stockbridge (1949-52)	29-38	.433	10-33	.233
Dell Morgan (1953-61)	77-113-1	.406	52-76	.406
Joe Gallagher (1962)	10-12	.455	4-9	.308
Doug Osburn (1963-80)	270-322	.456	122-215	.362
David Hall (1981-91)	338-267	.559	85-145	.370
Wayne Graham (1992-current)	1,114-466	.705	479-194	.712

NOTE: Documented additions or corrections to this list are welcomed.

Year-By-Year Team Statistics | Hitting

Year	AB	R	H	RBI	Avg.	2B	3B	HR	BB	SO	SB	Att.
1974	1120	187	265	146	.237	33	8	24				
1975	1038	180	271	167	.261	26	12	33				
1976	1079	128	252	106	.232	36	9	15	144	214	29	
1977	1203	177	310	155	.258	56	3	24	132	228	12	
1978	1295	169	319	137	.246	45	9	22	154	215	16	
1979	1302	170	322	167	.247	49	12	29	175	197	19	
1980	1236	179	287	141	.232	63	11	12	238	198	17	
1981	1649	269	449	234	.272	63	11	12	238	198	66	95
1982	1622	307	429	257	.264	64	14	44	255	187	68	91
1983	1663	327	492	274	.301	82	14	38	208	171	50	64
1984	1741	404	521	358	.299	86	14	46	283	173	62	82
1985	1514	346	458	317	.303	92	20	36	250	204	77	104
1986	1918	368	535	327	.279	87	29	44	284	310	78	104
1987	1477	326	443	297	.300	94	11	55	223	222	42	49
1988	1798	349	486	301	.270	106	17	49	241	307	101	131
1989	1662	236	407	209	.245	72	9	19	227	299	78	117
1990	1874	288	488	235	.260	82	8	29	205	337	89	124
1991	1569	270	387	238	.247	82	15	29	199	281	67	94
1992	1728	247	433	204	.251	62	12	13	201	312	88	118
1993	1707	421	512	373	.300	96	22	52	265	341	71	93

Year	AB	R	H	RBI	Avg.	2B	3B	HR	BB	SO	SB	Att.
1994	1781	405	531	353	.298	79	22	38	288	336	119	152
1995	2161	527	684	471	.317	121	30	72	338	353	101	131
1996	2237	547	700	493	.313	143	28	76	351	381	95	120
1997	2288	612	773	565	.338	115	35	120	359	404	72	94
1998	2248	588	758	541	.337	161	27	118	316	389	53	75
1999	2654	601	870	540	.328	174	37	78	316	490	70	96
2000	2233	376	660	352	.296	135	11	50	214	389	40	59
2001	2373	463	714	415	.301	163	18	63	255	394	44	60
2002	2366	485	754	433	.319	148	16	73	251	392	62	83
2003	2472	505	773	449	.313	133	14	51	307	365	72/	03
2004	2077	418	643	388	.310	128	19	53	269	360	31	42
2005	2194	432	643	397	.293	132	15	65	267	409	49	66
2006	2372	523	748	485	.315	162	23	80	289	439	75	107
2007	2412	511	749	460	.311	152	21	60	315	391	53	74
2008	2154	457	660	423	.306	120	14	54	289	401	58	83
2009	2184	455	699	408	.320	119	20	71	245	397	75	105
2010	2221	564	724	532	.326	125	20	96	320	356	62	80
2011	2112	370	604	335	.286	104	10	23	305	365	43	64
2012	2018	336	567	303	.281	106	10	35	279	328	49	67
2013	2205	332	615	299	.279	89	15	29	273	359	44	69
2014	2156	344	631	316	.293	102	13	24	212	339	33	58
2015	2055	331	609	306	.296	88	14	16	205	333	30	47
2016	2024	302	553	269	.273	80	14	26	204	332	37	62

Year-By-Year Team Statistics | Pitching

Year	G	W-L	SV	SHO	IP	H	R	ER	BB	SO	ERA
1974	42	24-18	11		319.0	261	162	98	184	218	2.76
1975	36	19-16	2		278.0	283	209	163	171	112	5.28
1976	40	17-22	1	7	303.0	260	161	100	123	234	2.97
1977	41	15-26	4	2	303.2	336	268	188	262	189	5.57
1978	47	18-29	4	1	341.2	306	224	141	218	235	3.71
1979	49	20-29	2	5	324.1	451	260	180	228	242	4.99
1980	43	14-29	4	2	324.2	332	253	207	226	179	5.73
1981	57	34-23	2	9	443.0	358	182	141	214	298	2.86
1982	58	34-23	9	4	444.1	410	233	176	221	243	3.56
1983	54	36-16	7	5	435.1	343	183	148	148	252	3.06
1984	55	41-14	6	9	450.1	405	185	130	146	332	2.60
1985	48	27-21	6	0	382.1	415	271	214	174	219	5.04
1986	60	34-26	9	2	498.0	505	349	258	278	381	4.66
1987	47	24-23	3	1	367.1	440	321	273	250	221	6.69
1988	59	31-28	4	0	470.2	501	397	306	308	366	5.85
1989	58	28-30	10	8	451.1	452	265	215	229	300	4.29
1990	62	33-29	8	5	499.1	508	316	231	242	314	4.16
1991	50	16-34	4	1	406.1	408	313	242	284	271	5.36
1992	55	29-26	9	6	459.0	418	250	173	207	359	3.39
1993	54	36-18	10	4	431.1	424	285	227	259	434	4.74

Year	G	W-L	SV	SHO	IP	H	R	ER	BB	SO	ERA
1994	55	34-21	13	3	459.2	448	306	228	267	386	4.46
1995	62	43-19	9	3	531.1	472	355	278	396	413	4.71
1996	65	42-23	15	4	562.2	559	373	304	315	454	4.86
1997	63	47-16	13	4	549.0	545	359	282	257	509	4.62
1998	63	46-17	10	4	546.2	499	354	307	286	487	5.05
1999	74	59-15	17	5	663.2	620	314	246	269	629	3.34
2000	66	43-23	17	5	573.2	533	260	210	223	496	3.29
2001	67	47-20	15	4	599.2	554	285	202	255	591	3.03
2002	66	52-14	15	5	596.1	530	238	185	201	571	2.79
2003	70	58-12	20	10	629.2	503	226	192	217	653	2.74
2004	60	46-14	16	10	532.2	409	182	157	205	609	2.65
2005	64	45-19	10	4	565.1	464	248	208	209	571	3.31
2006	70	57-13	22	5	618.2	520	260	217	251	653	3.16
2007	70	56-14	21	8	625.2	545	260	211	232	552	3.04
2008	62	47-15	12	3	557.2	557	284	235	211	552	3.79
2009	61	43-18	16	4	542.2	513	301	254	249	426	4.21
2010	63	40-23	11	3	551.0	552	312	263	209	380	4.30
2011	63	42-21	19	5	572.0	569	261	202	205	544	3.18
2012	60	41-19	17	8	542.2	421	199	172	216	547	2.85
2013	64	44-20	17	12	598.1	480	230	188	207	510	2.83
2014	62	42-20	18	8	573.1	493	196	163	192	478	2.56
2015	59	37-22	18	5	530.1	479	248	186	196	517	3.16
2016	62	38-24	19	6	553.0	491	271	231	237	502	3.76

Single Season Team Superlatives | Hitting

Batting Average

.338	1997
.337	1998
.328	1999
.326	2010
.320	2009
.319	2002
.317	1995
.315	2006
.313	1996
.313	2003

Hits

870	1999
773	1997
773	2003
758	1998
754	2002
749	2007
748	2006
724	2010
714	2001
700	1996

Runs Batted In

565	1997
541	1998
540	1999
532	2010
493	1996
485	2006
471	1995
460	2007
449	2003
433	2002
423	2008

Triples

37	1999
35	1997
30	1995
29	1986
28	1996
27	1998
23	2006
22	1993
22	1994
21	2007

Stolen Bases

119	1994
101	1988
101	1995
95	1996
89	1990
88	1992
78	1986
78	1989
77	1985
75	2006
75	2009

Bases On Balls

359	1997
351	1996
338	1995
320	2010
316	1998
316	1999
315	2007
307	2003
305	2011
289	2006
289	2008

Games Played

74	1999
70	2003
70	2006
70	2007
67	2001
66	2000
66	2002
65	1996
64	2005
64	2013

At Bats

2654	1999
2472	2003
2412	2007
2373	2001
2372	2006
2366	2002
2288	1997
2248	1998
2237	1996
2233	2000

Runs Scored

612	1997
601	1999
588	1998
564	2010
547	1996
527	1995
523	2006
511	2007
505	2003
485	2002

Doubles

174	1999
163	2001
162	2006
161	1998
152	2007
148	2002
143	1996
135	2000
133	2003
132	2005

Home Runs

120	1997
118	1998
96	2010
80	2006
78	1999
76	1996
73	2002
72	1995
71	2009
65	2005

Strikeouts

490	1999
439	2006
409	2005
404	1997
401	2008
397	2009
394	2001
392	2002
391	2007
389	1998
389	2000

Single Season Team Superlatives | Pitching

Games Won		ERA		Fewest Hits Allowed		Fewest Runs Allowed		Most Strikeouts		Fewest Walks Allowed		Saves		Shutouts	
59	1999	2.56	2014					653	2003			22	2006	12	2013
58	2003	2.60	1984	260	1976	161	1976	653	2006	123	1976	21	2007	10	2003
57	2006	2.65	2004	261	1974	162	1974	629	1999	146	1984	20	2003	10	2004
56	2007	2.74	2003	283	1975	182	1981	609	2004	148	1983	19	2011	9	1981
52	2002	2.76	1974	306	1978	182	2004	591	2001	171	1975	19	2016	9	1984
47	1997	2.79	2002	332	1980	183	1983	571	2002	174	1985	18	2014	8	1989
47	2001	2.82	2012			185	1984	571	2005	184	1974	18	2015	8	2007
47	2008	2.83	2013					552	2007	192	2014	17	1999	8	2012
46	1998	2.86	1981					552	2008	196	2015	17	2012	8	2014
46	2004	2.97	1976					547	2012	201	2002	17	2013	7	1976
										205	2004				

Single Game Team Superlatives

Largest Margin of Victory

31: Rice 35, McNeese State 4 (Feb. 14, 1997)
28: Rice 37, Cincinnati 9 (Feb. 21, 1997)
26: Rice 27, UW-Milwaukee 1 (May 29, 1999, at Lubbock)
25: Rice 26, Texas Southern 1 (Feb. 18, 1992)

Largest Margin of Defeat

28: Oklahoma State 31, Rice 3 (March 17, 1986, at Stillwater, Okla.)

At Bats

76 at Texas (May 15-16, 1981, at Austin)
70 at Houston (May 31, 2015, at Cougar Field)

Runs Scored

37 vs. Cincinnati (Feb. 21, 1997)
35 vs. McNeese State (Feb. 14, 1997)
28 at New Mexico (April 11, 1998)
27 vs. Stephen F. Austin State (Feb. 21, 1993)
27 vs. UW-Milwaukee (May 29, 1999, at Lubbock)
26 vs. Texas Southern (Feb. 18, 1992)
26 at Houston (March 19, 1994, Cougar Field)
26 at New Mexico (April 12, 1998)
26 at Marshall (May 18, 2006, at Charleston, W.V.)
26 vs. California (March 13, 2010)
25 vs. Texas Tech (March 22, 1985, at Lubbock)
25 vs. Oklahoma State (Feb. 22, 1997)

25 vs. Southwest Missouri State (May 25, 1997, at Lubbock)

Runs Scored In an Inning

13 at Stephen F. Austin State (Feb. 8, 1995)

Hits

34 vs. Cincinnati (Feb. 21, 1997)
33 vs. Wisconsin-Milwaukee (May 29, 1999, at Lubbock; NCAA Tournament record)
31 vs. McNeese State (Feb. 14, 1997)
28 at New Mexico (April 11, 1998)
27 vs. Memphis (April 15, 2006)
26 at TCU (April 19, 1983)
25 at Houston (March 19, 1994, at Cougar Field)
25 at Houston (May 10, 1996, at Cougar Field)
25 vs. SW Missouri State (May 25, 1997, at Lubbock)
25 at Utah (April 18, 1998, at Salt Lake City, Utah)
24 vs. Texas Southern (Feb. 18, 1992)
24 at UNLV (March 15, 1997)
24 vs. San Jose State (March 29, 2003)
24 vs. California (March 13, 2010)

Doubles

11 at Memphis (April 15, 2006)

Triples

5 vs. McNeese State (Feb. 14, 1997)
4 at Lamar (April 23, 1996)

Home Runs

10 at New Mexico (April 11, 1998)
9 vs. Cincinnati (Feb. 21, 1997)
7 at Texas Tech (April 26, 1983)
7 vs. Massachusetts (March 9, 1996)
7 vs. McNeese State (Feb. 14, 1997)
7 vs. Nevada (March 26, 2005)

Stolen Bases

8 vs. Texas Tech (May 12, 1994, at Austin)

Bases On Balls

21 vs. Texas Southern (Feb. 22, 1995, at MacGregor Park)

Most Sacrifices

5 vs. Lamar (April 20, 1982, at Cameron Field)

Most Left on Base

18 vs. Texas (March 31, 1953, at Rice Field)
18 vs. Louisiana-Lafayette (April 5, 2011, at Reckling Park)
17 vs. Tulane (Feb. 16, 1996, at Cameron Field)
17 vs. Texas State (Apr. 1, 2013, at Reckling Park)
17 at Houston (May 31, 2015, at Cougar Field)
17 at FIU (May 8, 2016, at Miami, Fla.)

Most Assists

24 at Hawaii (Feb. 22, 2013)
24 at Houston (May 31, 2015)

22 vs. California (March 12, 2011 at San Francisco)
22 vs. Louisiana Tech (May 17, 2014)
21 vs. Lamar (April 20, 1982)
21 vs. Louisiana (June 4, 2010, at Austin)
21 at Louisiana Tech (May 20, 2016, at Ruston, La.)
20 vs. Texas (May 18, 1996, at Lubbock)
20 vs. Long Beach State (Feb. 16, 2007)
20 vs. Texas A&M-Corpus Christi (Mar. 11, 2007)
20 vs. Houston (April 3, 2010)
20 at Lamar (Apr. 9, 2013)

Most Errors

10 vs. UNLV (March 15, 1997, at Las Vegas, Nev.)
7, several times; latest vs. Incarnate Word (Mar. 23, 1993)

Most Rice Batters Hit by Pitch

5 at Sam Houston State (April 3, 1996)
5 vs. Brigham Young (May 14, 1997, at San Diego, Calif.)
5 vs. Nevada (March 27, 2005)
5 vs. Cal. State Fullerton (Mar. 3, 2006)
5 at Texas A&M (Apr. 4, 2006)
5 vs. UAB (Apr. 8, 2006)
5 vs. Marshall (May 18, 2006)
5 at Marshall (Mar. 22, 2008, at Charleston, W.Va.)

Most Opp. Batters Hit By Pitch

10 vs. Washington (May 22, 1998, at College Station)

Yearly Individual Statistical Leaders

Batting Average

1974 — Ted Nowak, .301
1975 — Mike Macha, .325
1976 — Mike Macha, .333
1977 — Robert deLeeuw, .314
1978 — Bob Burnell, .331
1979 — Bob Burnell, .321
1980 — Chris Russ, .279
1981 — Frank Dishongh, .321
1982 — Scott Johnson, .326
1983 — Jay Bluthardt, .346
1984 — Scott Johnson, .342
1985 — Curtis Fox, .385
1986 — Jay Knoblauch, .340
1987 — Jay Knoblauch, .372
1988 — Jay Knoblauch, .343
1989 — Michael Grace, .353
1990 — Jamie Cook, .315
1991 — John Eierman, .340
1992 — Donald Aslaksen, .340
1993 — Dana Davis, .364
1994 — Jose Cruz Jr., .401
1995 — Mark Quinn, .380
1996 — Lance Berkman, .398

1997 — Lance Berkman, .431
1998 — Damon Thames, .424
1999 — Will Ford, .398
2000 — Eric Arnold, .347
2001 — Austin Davis, .346
2002 — Vincent Sinisi, .428
2003 — Enrique Cruz, .352
2004 — Chris Kolkhorst, .371
2005 — Joe Savery, .382
2006 — Brian Friday, .353
2007 — Joe Savery, .356
2008 — Diego Seastrunk, .353
2009 — Anthony Rendon, .388
2010 — Anthony Rendon, .394
2011 — Anthony Rendon, .327
Michael Ratterree, .327
2012 — Christian Stringer, .343
2013 — Shane Hoelscher, .320
2014 — Skyler Ewing, .335
2015 — Ford Stainback, .346
Kirby Taylor, .346
2016 — Charlie Warren, .341

Hits

1974 — Ted Nowak, 37
1975 — Mike Macha, 37
1976 — Mike Macha, 40
1977 — Robert deLeeuw, 44
1978 — Bob Burnell, 53
1979 — Bob Burnell, 50
1980 — Dave Edwards, 43
1981 — Frank Dishongh, 57
1982 — Scott Johnson, 61
1983 — Jay Bluthardt, Scott Johnson 66
1984 — Scott Johnson, 69
1985 — Curtis Fox, Carl Mikeska, 57
1986 — Jay Knoblauch, 80
1987 — Jay Knoblauch, 67
1988 — Jay Knoblauch, 69
1989 — Michael Grace, 66
1990 — Chris Feris, 65
1991 — John Eierman, 66
1992 — Donald Allen, 54
1993 — Jose Cruz Jr., 67
1994 — Jose Cruz Jr., 73
1995 — Mark Quinn, 95
1996 — Lance Berkman, 96

1997 — Lance Berkman, 110
1998 — Damon Thames, 120
1999 — Damon Thames, 118
2000 — Eric Arnold, 91
2001 — A.J. Porfirio, 97
2002 — Vincent Sinisi, 116
2003 — Vincent Sinisi, 97
2004 — Chris Kolkhorst, 82
2005 — Josh Rodriguez, 82
2006 — Greg Buchanan 102
2007 — Joe Savery, 98
2008 — Diego Seastrunk, 91
2009 — Anthony Rendon, 94
2010 — Anthony Rendon, 89
2011 — Michael Ratterree, 85
2012 — Christian Stringer, 81
2013 — Ford Stainback, 81
2014 — Skyler Ewing, 81
2015 — Ford Stainback, 81
2016 — Ford Proctor, 75

Runs

1974 — Ted Nowak, 37
1975 — Mike Macha, 30

1976 — Mike Macha, 26
1977 — Bob Burnell, 28
1978 — Bob Burnell, 25
1979 — Bob Burnell, 36
1980 — Dave Edwards, 25
1981 — Mike McGee, 41
1982 — Scott Johnson, 43
1983 — Jay Bluthardt, Scott Johnson, 43
1984 — Scott Johnson, .61
1985 — Jay Knoblauch, 41
1986 — Jay Knoblauch, 58
1987 — Jay Knoblauch, 48
1988 — Jay Knoblauch, 56
1989 — Michael Grace, 34
1990 — John Eierman, 37
1991 — Donald Allen, 44
1992 — Donald Allen, 47
1993 — Donald Aslaksen, 55
1994 — Jose Cruz Jr., 72
1995 — Jose Cruz Jr., 77
1996 — Jeff Venghaus, 77
1997 — Lance Berkman, 109
1998 — Damon Thames, 88
1999 — Damon Thames, 86

2000 — Brett Smith, 57
2001 — A.J. Porfirio, 77
2002 — Vincent Sinisi, 65
2003 — Chris Kolkhorst, 77
2004 — Chris Kolkhorst, 59
2005 — Tyler Henley, 70
2006 — Tyler Henley, 74
2007 — Brian Friday, 62
2008 — Aaron Luna, 61
2009 — Brock Holt, 67
2010 — Anthony Rendon, 83
2011 — Anthony Rendon, 58
2012 — Christian Stringer, 58
2013 — Christian Stringer, 50
2014 — Skyler Ewing, 57
2015 — Ford Stainback, 50
2016 — Ryan Chandler, 38

Doubles

1974 — Six players with 4
1975 — Mike Macha, 8
1976 — Mike Macha, 7
1977 — Robert deLeeuw, 10
1978 — Jimmy Michalek, 8
1979 — Bob Burnell, 11
1980 — Chris Russ, Dale Walters, 7
1981 — Frank Dishongh, Mike Horn, 11

1982 — Dave Edwards, 16
1983 — Jay Bluthardt, 13
1984 — Mike Fox, 14
1985 — Carl Mikeska, 13
1986 — Paul Dishman, Chris Tucker, 13
1987 — Jay Knoblauch, 17
1988 — Jay Knoblauch, 19
1989 — Michael Grace, 15
1990 — Chris Feris, 13
1991 — John Eierman, 16
1992 — Harry Duffey, 11
1993 — Don Aslaksen, David Brooks, 16
1994 — Jose Cruz Jr., 14
1995 — Lance Berkman, 26
1996 — J.Landry, T.McLaughlin, 19
1997 — Lance Berkman, 22
1998 — Damon Thames, 36
1999 — W.Ford, D.Thames, J.Baker, 24

2000 — Eric Arnold, 21
2001 — Hunter Brown, 25
2002 — Vincent Sinisi, 22
2003 — Austin Davis, 24
2004 — Adam Rodgers, 21
2005 — Adam Rodgers, 21
2006 — Tyler Henley, 26
2007 — Brian Friday, 29

2008 — Diego Seastrunk, 19
Aaron Luna, 19
2009 — Rick Hague, 17
2010 — Rick Hague, 20
Jeremy Rathjen, 20
2011 — Anthony Rendon, 20
Michael Ratterree, 20
2012 — Jeremy Rathjen, 14
2013 — Christian Stringer, 15
2014 — Shane Hoelscher, 21
2015 — Ryan Chandler, 17
2016 — Ryan Chandler, 15
Ford Proctor, 15

Triples

1974 — Joe Zylka, 4
1975 — Mark Clark, 4
1976 — Mike Macha, 4
1977 — B. Burnell, S. Buckley,
S. Hinson, 1
1978 — Robert deLeeuw, 6
1979 — Steve Grossman, 4
1980 — Dave Edwards, Dale Walters, 2
1981 — C.Russ, D.Edwards, C.Welch, 2
1982 — Scott Johnson, 6
1983 — Dave Edwards, 4

1984 — Carl Mikeska, 2
Bobby Eggleston, 2
1985 — Jeff Tousa, 4
1986 — Eric Graff, 5
1987 — Jay Knoblauch, 3
Tim Vannaman, 3
1988 — Jay Knoblauch, 5
1989 — John Eierman, 2
1990 — John Eierman, 4
1991 — Jason Ogden, 5
1992 — Donald Aslaksen, 3
1993 — Jim Miller, 4
1994 — Chris Boni, 5
1995 — Chris Boni, 7
1996 — Bubba Crosby, 6
1997 — Bubba Crosby, 11
1998 — Damon Thames, 7
1999 — Charles Williams, 9
2000 — Eric Arnold, 3
2001 — Jesse Roman, 4
2002 — Eric Arnold, 4
2003 — Chris Kolkhorst, 4
2004 — Chris Kolkhorst, 5
2005 — Tyler Henley, 4
2006 — Tyler Henley, 7
2007 — Jared Gayhart, 5

2008 — Jared Gayhart, 4
2009 — Steven Sultzbaugh, 6
2010 — Michael Fuda, 6
2011 — Ryan Lewis, 3
J.T. Chargois, 3
2012 — Michael Fuda, 3
Christian Stringer, 3
2013 — Michael Aquino, 4
Christian Stringer, 4
2014 — Keenan Cook, 5
2015 — Ford Stainback, 3
Tristan Gray, 3
2016 — Dane Myers, 4

Home Runs

1974 — Mike Macha, 9
1975 — Mike Macha, 8
1976 — Mike Macha, 5
1977 — Bob Burnell, Jeff Hays, 6
1978 — Bob Burnell, 5
1979 — Bob Burnell, 9
1980 — Mike Horn, 7
1981 — Mike Horn, Dave Edwards, 3
1982 — Mike Horn, 10
1983 — Scott Johnson, 8
1984 — Scott Johnson, 7

1985 — Mike Fox, 9
1986 — Jay Knoblauch, 13
1987 — Jay Knoblauch, 13
1988 — Tim Vannaman, 14
1989 — Michael Grace, 5
1990 — Jason Ogden, 7
1991 — Chris Feris, 5
1992 — Donald Aslaksen, 5
1993 — Jose Cruz Jr., 13
1994 — Jose Cruz Jr., 14
1995 — Mark Quinn, 18
1996 — Lance Berkman, 20
1997 — Lance Berkman, 41
1998 — Damon Thames, 26
1999 — Jason Gray, 20
2000 — Eric Arnold, 15
2001 — Eric Arnold, 15
2002 — Enrique Cruz, 16
2003 — Enrique Cruz, Vincent Sinisi 10
2004 — Lance Pendleton, 11
2005 — Josh Rodriguez, 11
2006 — Aaron Luna, 16
2007 — Aaron Luna, 13
2008 — Adam Zornes, 12
2009 — Anthony Rendon, 20
2010 — Anthony Rendon, 26

2011 — Anthony Rendon, 6
Michael Ratterree, 6
2012 — Jeremy Rathjen, 9
2013 — Michael Aquino, 9
Michael Ratterree, 9
2014 — Skyler Ewing, 9
2015 — John Clay Reeves, 8
2016 — Tristan Gray, 5

Runs Batted In

1974 — Mike Macha, 24
1975 — Mike Macha, 29
1976 — M.Macha, R.Lamprecht, 19
1977 — Robert deLeeuw, Jeff Hays, 21
1978 — Bob Burnell, 22
1979 — Bob Burnell, 28
1980 — Mike Horn, 27
1981 — Mike Horn, 37
1982 — Mike Horn, 49
1983 — Mike Fox, 44
1984 — Mark Machalec, 49
1985 — Carl Mikeska, Mike Fox, 39
1986 — Jay Knoblauch, 52
1987 — Jay Knoblauch, 55
1988 — Jay Knoblauch, 55
1989 — Michael Grace, 34
1990 — John Eierman, 31

1991 — John Eierman, 37
1992 — Donald Aslaksen, 34
1993 — Jose Cruz Jr., 59
1994 — Jose Cruz Jr., 68
1995 — Mark Quinn, 89
1996 — Lance Berkman, 92
1997 — Lance Berkman, 134
1998 — Damon Thames, 115
1999 — Will Ford, 74
2000 — Eric Arnold, 59
2001 — Jesse Roman, 67
2002 — Vincent Sinisi, 80
2003 — Austin Davis, 63
2004 — Paul Janish, Adam Rodgers, 60
2005 — Josh Rodriguez, 54
2006 — Joe Savery, 66
2007 — Aaron Luna, 66
2008 — Diego Seastrunk, 61
2009 — Anthony Rendon, 72
2010 — Anthony Rendon, 85
2011 — Michael Ratterree, 53
2012 — Michael Fuda, 45
2013 — Michael Aquino, 43
2014 — Skyler Ewing, 48
2015 — John Clay Reeves, 55
2016 — Ford Proctor, 41

Earned Run Average

1974 — Larry Reneau, 2.30
1975 — Steve Buckley, 4.05
1976 — Allan Ramirez, 1.90
1977 — Allan Ramirez, 2.48
1978 — Allan Ramirez, 2.65
1979 — Allan Ramirez, 3.10
1980 — Matt Williams, 3.19
1981 — Matt Williams, 2.25
1982 — Norm Charlton, 2.49
1983 — David Hinnrichs, 2.58
1984 — Norm Charlton, 2.24
1985 — Ed Holub, 2.47
1986 — Steve Blackshear, 2.06
1987 — Todd Ogden, 5.07
1988 — John Polasek, 4.23
1989 — Rob Howard, 3.75
1990 — John Polasek, 3.28
1991 — Darrell Richardson, 5.20
1992 — Jim Miller, 2.42
1993 — James Madrid, 3.50
1994 — Tim Byrdak, 2.14
1995 — Matt Anderson, 2.51
1996 — Dana Davis, 3.98
1997 — Matt Anderson, 2.05
1998 — Mario Ramos, 3.39

1999 — Kenny Baugh, 2.26
2000 — Kenny Baugh, 2.22
2001 — Kenny Baugh, 2.17
2002 — Justin Crowder, 2.00
2003 — Jeff Niemann, 1.70
2004 — Wade Townsend, 1.80
2005 — Joe Savery, 2.43
2006 — Cole St. Clair, 1.82
2007 — Matt Langwell, 2.35
2008 — Chris Kelley, 3.03
2009 — Mike Ojala, 2.17
2010 — Jared Rogers, 3.83
2011 — Austin Kubitz, 2.34
2012 — John Simms, 2.56
2013 — Zech Lemond, 2.02
2014 — Blake Fox, 1.46
2015 — Glenn Otto, 1.54
2016 — Glenn Otto, 2.26

Wins

1974 — Mike Pettit, 9
1975 — Tommy Smart, 5
James Emmons, 5
1976 — Allan Ramirez, 9
1977 — Allan Ramirez, 8
1978 — Allan Ramirez, Doug Watson, 4

1979 — Allan Ramirez, 6
1980 — Matt Williams, 6
1981 — Rick Kelley, 9
1982 — Pat Devine, 6
1983 — David Hinnrichs, 10
1984 — Norm Charlton, 11
1985 — Ed Holub, 5
1986 — Steve Blackshear, 7
Todd Ogden, 7
1987 — Todd Ogden, 8
1988 — John Polasek, 8
1989 — Rob Howard, 7
1990 — John Polasek, 11
1991 — Darrell Richardson, 6
1992 — Darrell Richardson, 10
1993 — Darrell Richardson, 10
1994 — Chad Feris, 8
1995 — Matt Anderson, 11
1996 — Matt Anderson, 9
1997 — Matt Anderson, Jeff Nichols, 10
1998 — Mario Ramos, Jeff Nichols, 12
1999 — Jeff Nichols, 15
2000 — Kenny Baugh, Jon Skaggs, 12
2001 — Kenny Baugh, 13
2002 — Steven Herce, 13
2003 — Jeff Niemann, 17
2004 — Philip Humber, 13

2005 — Josh Geer, 12
2006 — Eddie Degerman, 13
2007 — Ryan Berry, Joe Savery, 11
2008 — Cole St.Clair, 10
2009 — Ryan Berry, Taylor Wall, 7
2010 — Jared Rogers, 8
2011 — Abe Gonzales, Tyler Duffey, 8
2012 — Matthew Reckling, 8
2013 — A.Kubitza, John Simms, 8
Jordan Stephens, 8
2014 — Blake Fox, 12
2015 — Blake Fox, 8
2016 — Glenn Otto, 9
Ricardo Salinas, 9

Strikeouts

1974 — Mike Pettit, 84
1975 — Tommy Smart, Larry Reneau, 27
1976 — Allan Ramirez, 134
1977 — Allan Ramirez, 97
1978 — Allan Ramirez, 93
1979 — Allan Ramirez, 94
1980 — Matt Williams, 57
1981 — Matt Williams, 122
1982 — Norm Charlton, 46
1983 — Tim Englund, 68

1984 — Tim Englund, 82
1985 — Ed Holub, 36
1986 — Steve Blackshear, 91
1987 — Ken Sorenson, 53
1988 — John Pope, 79
1989 — Rob Howard, 78
1990 — John Polasek, 81
1991 — Darrell Richardson, 87
1992 — Darrell Richardson, 127
1993 — Darrell Richardson, 103
1994 — Chad Feris, 70
1995 — Matt Anderson, 63
1996 — Shawn Onley, 95
1997 — Matt Anderson, 105
1998 — Jeff Nichols, 117
1999 — Mario Ramos, 146
2000 — Marc Gwyn, 132
2001 — Kenny Baugh, 163
2002 — Phillip Humber, 130
2003 — Wade Townsend, 164
2004 — Philip Humber, 154
2005 — Joe Savery, 129
2006 — Eddie Degerman, 172
2007 — Ryan Berry, 125
2008 — Ryan Berry, 86
2009 — Taylor Wall, 77

2010 — Taylor Wall, 61
2011 — Austin Kubitza, 102
2012 — Matthew Reckling, 99
2013 — Austin Kubitza, 134
2014 — Matt Ditman, 77
2015 — Austin Orewiler, 80
2016 — Jon Duplantier, 148

Innings Pitched

1974 — Mike Pettit, 93.1
1975 — Tommy Smart, 61.0
1976 — Allan Ramirez, 90.0
1977 — Allan Ramirez, 87.0
1978 — Allan Ramirez, 78.0
1979 — Allan Ramirez, 87.0
1980 — Matt Williams, 79.0
1981 — Matt Williams, 123.1
1982 — Norm Charlton, 68.2
1983 — David Hinnrichs, 115.1
1984 — Norm Charlton, 112.2
1985 — Ed Holub, 80.0
1986 — Steve Blackshear, 104.2
1987 — Ken Sorenson, 87.2
1988 — John Polasek, 104.1
1989 — Mike Cooper, 100.2
1990 — John Polasek, 120.2

1991 — Darrell Richardson, 88.1
1992 — Darrell Richardson, 129.1
1993 — Darrell Richardson, 88.0
1994 — Bo Johnson, 85.1
1995 — Dana Davis, 76.0
1996 — Shawn Onley, 100.0
1997 — Jeff Nichols, 111.1
1998 — Jeff Nichols, 119.2
1999 — Mario Ramos, 154.2
2000 — Kenny Baugh, 141.2
2001 — Kenny Baugh, 141.1
2002 — Justin Crowder, 121.1
2003 — Jeff Niemann, 137.1
2004 — Wade Townsend, 120.1
2005 — Josh Geer, 124.2
2006 — Eddie Degerman, 130.2
2007 — Ryan Berry, 122.2
2008 — Ryan Berry, 104.0
2009 — Taylor Wall, 94.1
2010 — Jared Rogers, 87.0
2011 — Austin Kubitza, 100.0
2012 — Matthew Reckling, 87.2
2013 — Jordan Stephens, 118.2
2014 — Blake Fox, 104.2
2015 — Kevin McCanna, 85.0
2016 — Jon Duplantier, 111.0

Individual Superlatives

Games Played

Career

246, Michael Ratterree, (2010-13)
241, Austin Davis (2001-2004)
240, Diego Seastrunk (2007-10)
234, Eric Arnold (1999-2002)
231, Ford Stainback, (2012-15)
224, Michael Fuda, (2008-12)
219, Donald Allen (1989-92)
218, Shane Hoelscher (2011-2014)
212, Keenan Cook (2011-2014)
210, Mark Machalec (1981-84)

Season

74, Jacob Baker (1999)
74, Jason Gray (1999)
74, Brett Smith (1999)
74, Damon Thames (1999)
74, Charles Williams (1999)
70, Will Ford (1999)
70, Craig Stansberry (2003)
70, Vincent Sinisi (2003)
70, Brian Friday (2006)
70, Greg Buchanan (2006)
70, Josh Rodriguez (2006)
70, Tyler Henley (2006)
70, Joe Savery (2007)

Batting Average

Career (400 Career At-Bats)

.399, Damon Thames (1998-99)
.385, Lance Berkman (1995-97)
.382, Vincent Sinisi (2002-03)
.376, Jose Cruz Jr. (1993-95)
.371, Anthony Rendon (2009-11)
.356, Joe Savery (2005-2007)
.355, Bubba Crosby (1996-98)
.355, Chris Kolkhorst (2002-2004)
.353, Mark Quinn (1994-95)
.347, Jacob Baker (1996-99)

Season (2.5 At-Bats Per Team Game)

.431, Lance Berkman (1997)
.428, Vincent Sinisi (2002)
.424, Damon Thames (1998)
.419, Jim Fox (1962)
.401, Jose Cruz Jr. (1994)
.3983, Lance Berkman (1996)
.3977, Will Ford (1999)
.3938, Anthony Rendon (2010)
.3937, Bubba Crosby (1998)
.388, Anthony Rendon (2009)

Hits

Career

309, Austin Davis (2001-2004)
291, Eric Arnold (1999-2002)
287, Diego Seastrunk (2007-10)
285, Lance Berkman (1995-97)
266, Chris Kolkhorst (2002-2004)
261, Joe Savery (2005-2007)
259, Michael Fuda, (2008-12)
256, Jacob Baker (1996-99)
253, Anthony Rendon (2009-11)
252, Will Ford (1996-99)

Season

120, Damon Thames (1998)
118, Damon Thames (1999)
116, Charles Williams (1999)
116, Vincent Sinisi (2002)
110, Lance Berkman (1997)
105, Will Ford (1999)
102, Greg Buchanan (2006)
98, Joe Savery (2007)
97, A.J. Porfirio (2001)
97, Vincent Sinisi (2003)

Game

6, Bubba Crosby vs. McNeese State
(Feb. 14, 1997)
6, Lance Berkman vs. Cincinnati
(Feb. 21, 1997)
6, Will Ford vs. Wisconsin-Milwaukee
(May 29, 1999, at Lubbock)
6, Paul Janish at Nevada (Apr. 3, 2004)
5 by many; most recently by John Clay
Reeves at Arizona (Feb. 22, 2015)

Consecutive Games Hitting Streak

30, Bubba Crosby (1998)
29, Charles Williams (1998-99)
29, Damon Thames (1998-99)

At Bats

Career

924, Austin Davis (2001-2004)
899, Michael Ratterree (2010-2013)
891, Eric Arnold (1999-2002)
887, Ford Stainback, (2012-15)
877, Diego Seastrunk (2007-10)
822, Michael Fuda, (2008-12)
804, Shane Hoelscher (2011-2014)
792, Tyler Henley (2005-2007)
750, Chris Kolkhorst (2002-2004)
748, Donald Allen (1989-92)

Season

317, Charles Williams (1999)
313, Damon Thames (1999)
295, Greg Buchanan (2006)
294, Jason Gray (1999)
294, Jacob Baker (1999)
287, Vincent Sinisi (2003)
283, Damon Thames (1998)
281, A.J. Porfirio (2001)
280, Brian Friday (2007)
278, Brett Smith (1999)

Game

9, several vs. Texas (May 15-16,
1981); most recently by Tristan Gray,
Connor Teykl & Charlie Warren vs.
Houston (May 31, 2015)

Runs Scored

Career

233, Lance Berkman (1995-97)
223, Jason Richards (1996-98)
223, Austin Davis (2001-2004)
203, Jay Knoblauch (1985-88)
203, Tyler Henley (2005-2007)
201, Anthony Rendon (2009-11)
200, Bubba Crosby (1996-98)
199, Jose Cruz Jr. (1993-95)
198, Chris Kolkhorst (2002-2004)
193, Michael Ratterree (2010-2013)

Season

109, Lance Berkman (1997)
88, Damon Thames (1998)
86, Damon Thames (1999)
83, Anthony Rendon (2010)
82, Charles Williams (1999)
81, Joseph Cathey (1997)
77, Jose Cruz Jr. (1995)
77, Jeff Venghaus (1996)
77, A.J. Porfirio (2001)
77, Chris Kolkhorst (2003)

Game

6, Joseph Cathey vs. McNeese State
(Feb. 14, 1997)
6, Lance Berkman vs. McNeese State
(Feb. 14, 1997)
6, Jason Richards vs. Cincinnati (Feb.
21, 1997)
6, Aaron Luna vs. Marshall (May 18,
2006)
5, by many; latest by Rick Hague at
Houston (May 27, 2010)

Runs Batted In

Career

272, Lance Berkman (1995-97)
243, Bubba Crosby (1996-98)
217, Eric Arnold (1999-2002)
203, Jose Cruz Jr. (1993-95)
200, Diego Seastrunk (2007-10)
194, Anthony Rendon (2009-11)
190, Michael Ratterree (2010-2013)
187, Damon Thames (1998-99)
185, Jay Knoblauch (1985-88)
179, Will Ford (1996-99)

Season

134, Lance Berkman (1997)
115, Damon Thames (1998)
92, Lance Berkman (1996)
91, Bubba Crosby (1998)
89, Mark Quinn (1995)
88, Bubba Crosby (1997)
85, Anthony Rendon (2010)
81, Jacques Landry (1996)
80, Vincent Sinisi (2002)
76, Jose Cruz Jr. (1995)

Game

10, Jose Cruz Jr. vs. Southwest Texas St. (Feb. 9, 1995)
9, Mike Fox at Texas Tech (March 22, 1985)
8, Eric Graff vs. Lamar (April 9, 1985)
8, Bubba Crosby vs. McNeese State (Feb. 14, 1997)
8, Lance Berkman vs. Cincinnati (Feb. 21, 1997)
8, Lance Berkman vs. Northwestern St. (Feb. 23, 1997)
8, Damon Thames vs. TCU (April 3, 1998)
8, Bubba Crosby at New Mexico (April 11, 1998)
8, Vincent Sinisi vs. Southwest Texas St. (March 3, 2002)
8, Anthony Rendon vs. California (March 13, 2010)

Doubles

Career

65, Austin Davis (2001-2004)
64, Eric Arnold (1999-2002)
64, Lance Berkman (1995-97)
62, Diego Seastrunk (2007-2010)
60, Damon Thames (1998-99)
56, Joe Savery (2005-2007)
56, Rick Hague (2008-2010)
55, Brian Friday (2005-2007)
52, Michael Ratterree (2010-2013)
51, Jay Knoblauch (1985-88)

Season

36, Damon Thames (1998)
29, Brian Friday (2007)
26, Lance Berkman (1995)
26, Tyler Henley (2006)
25, Hunter Brown (2001)
24, Jacob Baker (1999)
24, Will Ford (1999)
24, Damon Thames (1999)
24, Austin Davis (2003)
22, Lance Berkman (1997)
22, Charles Williams (1999)
22, Vincent Sinisi (2002)

Triples

Career

20, Bubba Crosby (1996-98)
15, Jay Knoblauch (1985-88)
15, Chris Boni (1992-95)
15, Charles Williams (1997-99)
15, Tyler Henley (2005-2007)
13, Damon Thames (1998-99)
11, Lance Berkman (1995-97)
11, Will Ford (1996-99)
11, Michael Fuda, (2008-12)
10, John Eierman (1989-91)
10, Chris Kolkhorst (2002-2004)
10, Josh Rodriguez (2004-2006)
10, Chad Mozingo (2008-2010)

Season

11, Bubba Crosby (1997)
9, Charles Williams (1999)
8, Jason Gray (1999)
7, Chris Boni (1995)
7, Damon Thames (1998)
7, Matt Fox (1999)
7, Tyler Henley (2006)
6, Robert deLeeuw (1978)
6, Scott Johnson (1983)
6, Patrick Hallmark (1995)

6, Bubba Crosby (1996)
6, Will Ford (1997)
6, Damon Thames (1999)
6, Steven Sultzbaugh (2009)
6, Michael Fuda (2010)



Lance Berkman, 1995-1997

Home Runs

Career

67, Lance Berkman (1995-97)
59, Bubba Crosby (1996-98)
52, Anthony Rendon (2009-10)
43, Jose Cruz Jr. (1993-95)
42, Eric Arnold (1999-2002)
39, Jay Knoblauch, (1985-88)
39, Aaron Luna (2006-2008)
37, Damon Thames (1998-99)
33, Jacques Landry (1995-96)
32, Enrique Cruz (2001-03)
32, Rick Hague (2008-10)

Season

41, Lance Berkman (1997)
26, Damon Thames (1998)
26, Anthony Rendon (2010)
25, Bubba Crosby (1998)
22, Bubba Crosby (1997)
20, Lance Berkman (1996)
20, Jason Gray (1999)
20, Anthony Rendon (2009)
19, Jacques Landry (1996)
18, Mark Quinn (1995)

Game

4, Lance Berkman vs. Massachusetts (March 9, 1996)
4, Bubba Crosby at New Mexico (April 11, 1998)
3, Carl Reynolds vs. Baylor (March 22, 1956)
3, Eric Graff at TCU (March 27, 1987)
3, Jose Cruz Jr. vs. Southwest Texas St. (Feb. 9, 1995)
3, Damon Thames at New Mexico (April 11, 1998)
3, Anthony Rendon vs. Rider (June 5, 2010 at Austin)

Doubleheader

6, Lance Berkman vs. Massachusetts (March 9, 1996, at Cameron Field)

Most Home Runs in Back-To-Back Games

6, Lance Berkman vs. Massachusetts (2/4, March 9, 1996)
6, Bubba Crosby at New Mexico (2/4, April 10-11, 1998)
5, Jose Cruz Jr. vs. S.F. Austin State, Southwest Texas State (2/3, Feb. 8-9, 1995)

Consecutive Games With At Least One Home Run

7, Bubba Crosby (April 7-17, 1998)
5, Lance Berkman (Feb. 8-14, 1997)
5, Lance Berkman (Feb. 21-28, 1997)

Home Runs in Consecutive At-Bats

4, Jose Cruz Jr. vs. Stephen F. Austin, Southwest Texas State (1/3, Feb. 8-9, 1995)
4, Lance Berkman vs. Massachusetts (March 9, 1996)

Inning

2, Jacques Landry vs. Texas (May 18, 1996, at Lubbock)
2, Eric Arnold vs. TCU (April 1, 2000)

Total Bases

Career


572, Lance Berkman (1995-97)
499, Bubba Crosby (1996-98)
499, Eric Arnold (1999-2002)
463, Anthony Rendon (2009-11)
461, Austin Davis (2001-2004)
449, Jay Knoblauch (1985-88)
435, Damon Thames (1998-99)
428, Diego Seastrunk (2007-2010)
406, Rick Hague (2008-2010)
404, Jacob Baker (1996-99)

Season

263, Lance Berkman (1997)
248, Damon Thames (1998)
192, Bubba Crosby (1997)
187, Damon Thames (1999)
184, Jason Gray (1999)
183, Bubba Crosby (1998)
181, Anthony Rendon (2010)
180, Lance Berkman (1996)
177, Mark Quinn (1995)
177, Charles Williams (1999)

Game

18, Bubba Crosby at New Mexico (April 11, 1998)
17, Bubba Crosby vs. McNeese State (Feb. 14, 1997)
16, Eric Graff at TCU (March 27, 1987)
16, Lance Berkman vs. Massachusetts (Mar. 9, 1996)
14, Mike Macha at Texas Tech (March 21, 1975)



Mark Quinn, 1994-1995

Slugging Percentage

Career (Min. 400 AB)

.772, Lance Berkman (1995-97)
.737, Bubba Crosby (1996-98)
.730, Damon Thames (1998-99)
.679, Anthony Rendon (2009-11)
.676, Jose Cruz Jr. (1993-95)
.617, Mark Quinn (1994-95)
.612, Jacques Landry (1995-96)
.609, Jay Knoblauch (1985-88)
.572, Vincent Sinisi (2002-03)
.570, Aaron Luna (2006-2008)
.560, Eric Arnold (1999-2002)

Season (2.5 at-bats per team game)

1.031, Lance Berkman (1997)
.876, Damon Thames (1998)
.828, Bubba Crosby (1998)
.801, Anthony Rendon (2010)
.747, Lance Berkman (1996)
.744, Bubba Crosby (1997)
.742, Jose Cruz Jr. (1994)
.717, Jay Knoblauch (1987)
.708, Mark Quinn (1995)
.702, Anthony Rendon (2009)

Bases On Balls

Career

186, Jose Cruz Jr. (1993-95)
182, Jason Richards (1996-98)
176, Anthony Rendon (2009-11)

Season

80, Anthony Rendon (2011)
76, Jose Cruz Jr. (1995)
65, Jason Richards (1997)
65, Anthony Rendon (2010)
64, Jose Cruz Jr. (1994)
60, Jason Richards (1996)
59, Lance Berkman (1997)
57, Lance Berkman (1996)
57, Jason Richards (1998)
57, Brett Smith (1999)

Game

5, Jose Cruz Jr. vs. Texas Southern
(Feb. 22, 1995, at MacGregor Park)

Stolen Bases

Career

86, Donald Allen (1989-92)
84, Ben Mathews (1985-88)
68, Jay Knoblauch (1985-88)
56, Scott Johnson (1981-84)
55, Chris Boni (1992-95)
54, Jose Cruz Jr. (1993-95)
46, David Brooks (1993-95)
45, Jeff Venghaus (1994-96)
41, Jason Ogden (1990-92)
38, Brian Friday (2005-2007)

Season

33, Ben Mathews (1988)
31, Ben Mathews (1986)
29, Jose Cruz Jr. (1994)
28, Scott Johnson (1984)
25, Jay Knoblauch (1986)
24, Donald Allen (1992)
23, Donald Allen (1990)
23, Chris Boni (1994)
20, Jay Knoblauch (1988)
20, Donald Allen (1991)
20, Jason Ogden (1992)

Game

4, Jose Cruz Jr. vs. Texas Tech (May 12, 1994, at Austin)

Most Times On Base

Game (Nine-Inn.)

7, Jose Cruz Jr. vs. Texas Southern (Feb. 22, 1995, at MacGregor Park)
7, Bubba Crosby vs. McNeese State (Feb. 14, 1997)
7, Lance Berkman vs. Cincinnati (Feb. 21, 1997)
7, Rick Hague vs. California (Mar. 13, 2010)

Most Hit By Pitch

Career

63, Tyler Henley (2005-2007)
52, Aaron Luna (2006-2008)
49, Chris Kolkhorst (2002-2004)

Season

25, Chris Kolkhorst (2003)
25, Aaron Luna (2006)
22, Tyler Henley (2007)
21, Tyler Henley (2005)
20, Tyler Henley (2006)
18, Chris Kolkhorst (2004)
18, Aaron Luna (2008)
18, Keenan Cook (2014)
16, Paul Doyle (1995)
16, Lance Pendleton (2005)

Putouts

Game

23, Geoff Perrott at Hawaii (Feb. 22, 2013)
23, Connor Teykl at Houston (May 31, 2015)
22, Harold Stockbridge vs. SMU (April 30, 1948)

Passed Balls

Game

3, Jamie Cook at Arkansas (March 9, 1991)

Pitching Appearances

Career

109, Cole St. Clair (2005-2008)
92, Marc Gwyn (1997-2000)
92, Tyler Duffey, (2010-12)
91, Jesse Kurtz-Nicholl (1996-99)
88, Jeff Nichols (1997-01)
83, Matt Anderson (1995-97)
83, Stephen Bess (1996-99)
79, Kenny Baugh (1998-01)
78, Taylor Wall, (2009-12)
77, Bo Johnson (1991-94)

Season

40, David Aardsma (2003)
38, Jesse Kurtz-Nicholl (1999)
37, Cole St. Clair (2006)
36, Tyler Duffey, (2012)
34, Tony Cingrani (2011)
33, Steve Blackshear (1986)
33, Glenn Otto (2016)
32, Cole St.Clair (2005)
32, Bryce Cox (2006)
32, Matt Evers (2009)
32, Zech Lemond (2013)

Games Started

Career

67, Kenny Baugh (1998-2001)
66, Jeff Nichols (1997-2001)
55, Rob Howard (1988-91)
51, Mario Ramos (1997-99)
49, Darrell Richardson (1991-93)
49, Philip Humber (2002-04)
48, Allan Ramirez (1976-79)
48, Blake Fox (2013-16)
47, Ryan Berry (2007-09)
47, Austin Kubitzka (2011-13)

Season

21, Jeff Nichols (1999)
21, Kenny Baugh (2001)
20, Mario Ramos (1999)
20, Kenny Baugh (2000)
20, Ryan Berry (2007)
19, Eddie Degerman (2006)
18, Rob Howard (1990)
18, John Polasek (1990)
18, Darrell Richardson (1992)
18, Jeff Niemann (2003)
18, Philip Humber (2003)
18, Joe Savery (2007)

Wins

Career

42, Jeff Nichols (1997-01)
41, Kenny Baugh (1998-01)
35, Philip Humber (2002-2004)
34, Mario Ramos (1997-99)
31, Blake Fox (2013-16)
30, Matt Anderson (1995-97)
28, Jeff Niemann (2002-2004)
27, Allan Ramirez (1976-79)
27, John Polasek (1987-90)
26, Darrell Richardson (1991-93)
26, Ryan Berry (2007-2009)

Season

17, Jeff Niemann (2003)
15, Jeff Nichols (1999)
13, Mario Ramos (1999)
13, Kenny Baugh (2001)
13, Steven Herce (2002)
13, Philip Humber (2004)
13, Eddie Degerman (2006)
12, Jeff Nichols (1998)
12, Mario Ramos (1998)
12, Kenny Baugh (1999)
12, Kenny Baugh (2000)
12, Jon Skaggs (2000)
12, Wade Townsend (2004)
12, Josh Geer (2005)
12, Blake Fox (2014)

Consecutive

21, Blake Fox (2013-15)
18, Jeff Niemann (2002-03)
17, Philip Humber (2002-03)



Jeff Niemann, 2002-2004

Earned Run Average

Career (100 IP)

1.91, Zech Lemond (2012-14)
2.00, Justin Crowder (2002)
2.00, Glenn Otpp (2015-current)
2.05, Ray Hooten (1966-67)
2.05, Wade Townsend (2002-04)
2.25, Norm Charlton (1982-84)
2.33, Austin Kubitzka (2011-13)
2.33, Ronnie Henson (1966-67)
2.35, Bobby Bramhall (2005-07)
2.36, David Pavlas (1981-84)
2.41, Jeff Niemann (2002-04)

Season (1 IP per team game)

0.98, Mike Pettit (1972)
1.36, Ray Hooten (1966)
1.37, Donnie Brogna (1969)
1.46, Blake Fox (2014)
1.52, Scott Wise (1970)
1.70, Jeff Niemann (2003)
1.76, Mickey Holder (1967)
1.80, John Wolda (1956)
1.81, Bill Palmer (1966)
1.82, Cole St. Clair (2006)

Innings Pitched

Career

460.0, Kenny Baugh (1998-2001)
427.1, Jeff Nichols (1997-2001)
377.0, Mario Ramos (1997-99)
353.2, Philip Humber (2002-2004)
342.0, Allan Ramirez (1976-79)
338.1, Rob Howard (1988-91)
332.1, Matt Williams (1978-81)
330.1, John Polasek (1987-90)
330.0, Blake Fox (2013-16)
322.1, Marc Gwyn (1997-2000)

Season

154.0, Mario Ramos (1999)
141.2, Kenny Baugh (2000)
141.1, Kenny Baugh (2001)
137.2, Jeff Nichols (1999)
137.1, Jeff Niemann (2003)
130.2, Eddie Degerman (2006)
129.1, Darrell Richardson (1992)
128.0, Philip Humber (2003)
124.2, Josh Geer (2005)
123.1, Matt Williams (1981)



Kenny Baugh, 1998-2001

Game

15.0, Bobby Leggett vs. Texas (Mar. 31, 1953, at Rice)
14.0, Matt Williams at Texas (May 15-16, 1981)
9.1, Kevin McCanna vs. Old Dominion (Mar. 8, 2014, at Rice)
9.1, Austin Orewiler at Houston (May 31, 2015, at UH)

Strikeouts

Career

447, Kenny Baugh (1998-2001)
422, Philip Humber (2002-04)
418, Allan Ramirez (1976-79)
392, Jeff Nichols (1997-01)
363, Wade Townsend (2002-04)
350, Mario Ramos (1997-99)
317, Darrell Richardson (1991-93)
317, Marc Gwyn (1997-2000)
314, Eddie Degerman (2004-06)
309, Austin Kubitzka (2011-13)

Season

172, Eddie Degerman (2006)
164, Wade Townsend (2003)
163, Kenny Baugh (2001)
156, Jeff Niemann (2003)
154, Philip Humber (2004)
148, Wade Townsend (2004)
148, Jon Duplantier (2016)
146, Mario Ramos (1999)
138, Philip Humber (2003)
134, Allan Ramirez (1976)
134, Austin Kubitzka (2013)

Game

19, John Hathorn vs. SMU (1919)
17, Philip Humber vs. Hawaii (2004)
16, John Hathorn vs. Texas A&M (1918)
16, Allan Ramirez vs. Texas (1976)
16, Eddie Degerman vs. LA Tech (2005)
15, Joe Savery vs. Fresno State (2005)

Saves

Career

27, Cole St. Clair (2005-08)
20, Matt Ditman (2013-15)
18, Zech Lemond (2012-14)
17, David Aardsma (2002-03)
14, Matt Anderson (1995-97)
14, Philip Barzilla (2000-01)
13, Jesse Kurtz-Nicholl (1996-99)
13, Wade Townsend (2002-04)
13, Tyler Duffey (2010-12)
12, Tony Cingrani (2010-11)

Season

14, Zech Lemond (2013)
12, David Aardsma (2003)
12, Tony Cingrani (2011)
11, Cole St. Clair (2006)
11, Matt Ditman (2015)
10, Philip Barzilla (2001)
9, Tim Byrdak (1994)
9, Matt Anderson (1997)
9, Cole St. Clair (2007)
9, Matt Ditman (2014)

Complete Games

Career

39, Allan Ramirez (1976-79)
25, Matt Williams (1978-81)
20, Rob Howard (1988-91)
19, John Wolda (1954-56)
17, David Hinrichs (1983-84)
17, Tim Englund (1983-84)
17, John Polasek (1987-90)
17, Darrell Richardson (1991-93)
14, Pat Devine (1979-82)
14, Norm Charlton (1982-84)
14, Mike Cooper (1988-90)
14, Mario Ramos (1997-99)
14, Kenny Baugh (1998-2001)

Season

13, David Hinrichs (1983)
11, Allan Ramirez (1976)
10, Mike Pettit (1972)
10, Allan Ramirez (1978)
10, Allan Ramirez (1979)
10, Matt Williams (1980)
10, Norm Charlton (1984)

Shutouts

Career


7, Mike Pettit (1972-74)
7, Allan Ramirez (1976-79)
4, Matt Williams (1978-81)
4, Tim Englund (1983-84)
4, Mike Cooper (1988-90)
4, Rob Howard (1988-91)
3, Rick Kelley (1980-81)
3, Pat Devine (1980-82)
3, Jim Miller (1991-94)
3, Mario Ramos (1997-99)
3, Marc Gwyn (1997-2000)
3, Kenny Baugh (1998-2001)
3, Ryan Berry (2007-09)
3, Taylor Wall (2009-12)

Season

5, Allan Ramirez (1976)
3, Mike Pettit (1972)
3, Mike Pettit (1974)
3, Pat Devine (1981)
3, Tim Englund (1983)
3, Rob Howard (1989)
3, Mike Cooper (1990)
3, Jim Miller (1992)

Rice No-Hitters

Ray Hart vs. SMU, April 18, 1931, 5-0
Chester Klaerner vs. Baylor, April 7, 1932, 4-0
Chester Klaerner vs. SMU, April, 1932, 4-0
Larry Reneau, 1972
Allan Ramirez vs. SMU, Feb. 28, 1976 (seven inn.)
David Hinrichs vs. St. Edwards, Feb. 13, 1983
Jeff Nichols vs. Hawaii, Mar. 14, 1998



Jeff Nichols, 1997-2001

Baseball Lettermen

A

David Aardsma, 2002-03
Jerry Abernathy, 1957-58
Bob Ables, 1926-27-28
Phil Ables, 1928-29
Mitch Ackal, 1999-2000
Fisher Adams, 1922-23-24
Tony Adler, 2000
Charles Aleo, 1930
Dennis Alexander, 1970
Thomas Waybe Alexander, 1971
Donald Earl Allen, 1989-90-91-92
Danny Allnoch, 1928-29 (capt.)
Willy Amador, 2015-16
Boogie Anagnostou, 2010
Matt Anderson, 1995-96-97
Michael Aquino, 2011-12-13-14
Billy P. Arhos, 1955-56-57
Eric Arnold, 1999-2000-01-02
Harry Sinclair Arthur, 1937-38-39
Donald Aslaksen, 1992-93-94
Rex Graham Aten, 1914
Jesse Atkins, 1936

Charles Harold Atkinson, 1917-18
Frank Austin, 1930
Frank Azzarello, Jr., 1931-32

B

Charles E. Bailey, 1944-45
Jacob Baker, 1996-97-98-99
Josh Baker, 2003-04
Kenneth Wayne Baldwin, 1977-78-79
Roy Barnes, 1927-28-29
Quentin Barrow, 1941-42
Stephen Joseph Barta, 1975
Philip Barzilla, 2000-01
Jeremy Bates, 1997-98
Kenny Baugh, 1998-99-2000-01
R. Doyle Beard, 1950-51-52
Beissner, 1929
Bobby Bell, 2005-06, 2008
Hugh Leroy Bell, 1917-18-19
Andrew Benak, 2009, 2011-12
Justin Berg, 1996-97-98-99
Lance Berkman, 1995-96-97
Ryan Berry, 2007-08-09

Woodrow Lynn Berry, 1965-66-67
Stephen Bess, 1996-97-98-99
Wilson Torey Betts, 1914
Jason Bigelow, 1999
Kenneth Noble Bigham, 1984
Brent Binder, 1991-92-93
Charles W. Bishop, 1946-47-48-49
Jeff Blackinton, 2001-02-03
Steven Brake Blackshear, 1984-85-86
Jason Blackwell, 1996
Dan Edgar Bloxsom, 1924-25-26
George Bloxsom, 1927-28
Leslie William Blume, 1960-61-62
Richard Allen Blume, 1964-65
Jay Bluthardt, 1982-83
Bobitt, 1928
Fred Charles Boettcher, 1922-23-24
Walter Bolton, 1941 (mgr.)
Chris Boni, 1992-93-94-95
Jesse LaFayette Bonner, 1917
Brian Bormaster, 2001
Borschow, 1927
Bryan Robert Boyne, 1972-74-75
Chester Eaves Bradley, 1922

Max Bradley, 1917
Bobby Bramhall, 2005-06-07
Carmen Brandon, 1936
William Brandon, 1936
Jeff Brannen, 1993-94
Khevin Brewer, 2016
James E. Briggs, 1956-57
James H. Brock, 1958-59-60
Sean Broderick, 1986-87-88-89
Donald Louis Brogna, 1969-70-71-72
David Brooks, 1993-94-95
Allen Brown, 1993-94-95-96
A. Hunter Brown, 2001-02
G. Hunter Brown, 1998-99
Tom Brown, 1969
Daniel Ray Bruffy, Jr., 1990
Bob Brumley, 1940-41
Bobby Bryan, 2000-01-02
Dane Bubela, 2002-03
Greg Buchanan, 2005-06
Douglas Alden Bucholz, 1930
Vince Buckley, 1943, 1947
Steve Buckley, 1975-76-77
JessBuenger, 2007-08-09

Chris Buley, 1988-89
Simon Milford Bunn, 1959
Randy Burchfield, 1970-71
Steve Burgess, 1989-90-91-92
Bob Burnell, 1976-77-78-79
Bobby Burns, 1956-57-58
Frederick Clifford Burns, 1957-58-59
Lawrence Oris Butler, 1917
John Buvens, 1942
Leon Byrd, 2013-14-15
Tim Byrdak, 1994

C

Cramer Clarke Cabaness, 1914-15
Earle Caine, 1914
Robert Bruce Callender, 1944
Greg Campbell, 1988-89
Jim Carroll, 1930
Frank Carswell, 1939-40-41 (capt.)
Lindsay E. Cary, 1947-48
Joseph Cathey, 1995-96-97
Matt Cavanaugh, 2003-04
Frank A. Cebello, Jr., 1978-79
John Cegelski, 1985-86

Herbert F. Chabysek, Jr., 1954-55-56
Richard Olney Chandler, 1915-16-17
Ryan Chandler, 2015-16
J.T. Chargois, 2010-11-12
Craig Charlton, 1989-90-91
Norm Charlton, 1982-83-84
Hollis D. Chatham, 1951
Jason Choate, 1992-93
John H. Churchill, 1949-50
Tony Cingrani, 2010-11
Marcus Rand Clark, 1975
Wallace Clyde, 1915-16 (capt.)
Bartlett E. Coan, 1915
Walter Leslie Coleman, 1922
Carlo Collura, 1942
O.L. Colley, 1942
Patrick Dennis Combs, 1986
Jimmy Comerota, 2007-08-09-10
Ralph Andrew Cooley, 1976-77
Jamie Cook, 1990-91
Keenan Cook, 2011-12-13-14
Daniel Cooper, 2006
Mike Cooper, 1988-89
Billy Costa, 1967-68-69
Don Costa, 1953
Phil Costa, 1941-46-47

Phil Costa, Jr., 1974-75
Bryce Cox, 2005-06
LaVon Cox, 1953-54
LaDon Cox, 1953-54-55
Paul Creegan, 1946
Bubba Crosby, 1996-97-98
Craig Crow, 2006
Justin Crowder, 2002
Enrique Cruz, 2001-02-03
Jose L. Cruz Jr., 1993-94-95
Robert Emmett Cummings, 1914
Matt Cunningham, 2001
Zane Curry, 1998-99

D

Lawrence DaCamara, 1927-28-29
Shirley DaCamara, 1926-27
Austin Davis, 2001-02-03-04
George Courtney Davis, 1969-70-71
Dana Davis, 1993-94-95-96
Parke Davis II, 1951-52-53
Walter H. Deakin, Jr., 1950-51-52
Nick DeBiasse, 2008
Eddie Degerman, 2004-05-06
Robert deLeeuw, 1977-78
David J. Devine, 1950-51-52

David J. Devine, Jr., 1978-79
Patrick Devine, 1980-81-82
Dominic DiCaprio, 2016
Antonio DiGesualdo, 1989-90-91-92
Paul Dishman, 1986-87
Bob Dickinson, 1930
Frank Dishongh, 1979-80-81
Matt Ditman, 2013-14-15
Virgin Dixon, 1931-32
Jordan Dodson, 2005-06-07-08
Bill Don Donaldson, 1959-60-61
Brooks Donner, 1992-93
Paul Doyle, 1993-94-95-96
Ronald L. Dreyer, 1961
W.E. Dryden, 1944
Harry Duffey, 1991-92
Tyler Duffey, 2010-11-12
Allen Keton Dunkerly, 1922
Andrew Dunlap, 2016
Jon Duplantier, 2014, 2016
Lyndon Duplessis, 2004-05-06
Raymond Dupree, 1936
Greg Duran, 1990-91
Clinton Henry Dutton, 1922-23
Eddie Dyer, 1921-22-23 (capt.)

E

Rochester R. Eaton, Jr., 1936
David Edwards, 1980-81-82-83
Roger J. Edwards, 1951
Bobby Eggleston, 1982-83-84-85
Jerome Robert Egstein, 1958-59
John Eierman, 1989-90-91
Virgil Eikenberg, 1943
William Albert Eiland, 1965-66
Bert Emanuel, 1992-93
Matt Emerson, 2003
James Ray Emmons, 1975-77
Henry G. Enck, 1930-31-32
Tim Englund, 1983-84
Zach Esquivel, 2016
Skyler Ewing, 2012-13-14
David Evans, 1981-83-84-85
Matt Evers, 2008-09-10

F

Jeremy Fant, 2010-11, 2013
Louis Lee Farr, 1914
Mark Farrar, 1981-82
Anthony Fazio, 2010-11
Robert R. Feldman, 1945-46
Leroy Fenstermaker, 1953-56

Paul Franklin Ferguson, Jr., 1979
Chad Feris, 1994-95
Chris Feris, 1988-89-90-91
John I. Finch, 1949-50
Lewis Dallam Fisher, 1925-26
Billy Fleming, 1969
Will Fletcher, 1994-95-96
Richard R. Floyd, 1953-54-55
James H. Foerster, 1953-56
Kenny Ford, 2006
Will Ford, 1996-97-99
Josh Forester, 2004
Kyle Forrest, 2006
Floyd Festus Fouts, 1916
Blake Fox, 2013-14-15-16
Curtis Fox, 1982-83-84-85
Edward Fox, 1926
Jim Fox, 1960-61-62
John J. Fox, 1936-37
Matt Fox, 1998-99-2000-01
Mike Fox, 1982-83-84-85
Bryan Foxx, 1982-83-84-85
Johnnie Frankie, 1936-37
Brandt Frazier, 2016
Brian Friday, 2005-06-07
Steve Fry, 1975-76-77-78
Bill Frazier, 1953

Michael Fuda, 09-10-11-12
Brandon Fuller, 1996
Glen Fuller, 1948-49
Dick Fuqua, 1968-69-70
Herbert Furman, 1929

G

Taji Garcia, 1989-90-91
Oliver Garnett, 1913-15
Jared Gayhart, 2007-08
Josh Geer, 2005
Bubba Gentry, 2001-02
Frank Gerlack, 1921
Ben Gerland, 1939-40-41
Gus Geyer, 1930-31
Phillip Ghutzman, 2000-01
Todd Gibson, 1988-89
Vernon Glass, 1949-50-51
Kennedy Glasscock, 1990-91-92-93
William L. Golibart, 1950-51-52
Abe Gonzales, 2008-09-10-11
Jonathan Gonzalez, 2000-01
Osiris Gonzalez, 1998
Daniel Gonzales-Luna, 2009-10-11-12
Placido Gomez, 1941
James Buford Goodwin, 1916

Dan Wallace Goyen, Jr., 1977-80
Michael Grace, 1986-87-88-89
Eric Graff, 1985-86-87
Ian Graham, 1995
Richard Grant, 1927-28
Jason Gray, 1999-2000
Tristan Gray, 2015-16
Albert John Grazioli, Jr., 1976
Lee Hardy Gripon, 1916
William V. Grisham, 1944
Steve Grossman, 1976-77-78
Kyle Gunderson, 2004-05-06-07
Bobby Gunn, 1946, 1950
Marc Gwyn, 1997-98-99-2000

H

Richard Hairston, 1986-87
Rick Hague, 2008-09-10
Adam Hale, 2004-05
John Hale, 2008
Billy Hale, 1962-63-64
William Hall, 1924-25-26 (capt.)
Patrick Hallmark, 1995
Darrel Halloran, 1968-71 (capt.)
Derek Hamilton, 2011
Lee Hammett, 1931

Larry Hardy, 1975-76-77
Kenner Harlan, 1920-21-22
Fritz Hart, 1930
Raymond Hart, 1930-31
Alvin Hartman, 1960-61
Zack Harwood, 2008-09
John Hathorn, 1915-16-17-18
Mark Haynes, 2008-09-10
Jeff Hays, 1975-76-77-78
Gilbert Heidler, 1937-38-39
Howard Heigel, 1939-40
John Helton, 1938-39
Bruce Henley, 1972-73
Tyler Henley, 2005-06-07
Ron Hensen, 1966-67
Adam Herndon, 1994-95-96-97
Steven Herce, 2000-01-02-03
Thomas Heywood, 1917-20 (capt.)
Milton Scott Heywood, 1920-21-22
Jim Hicks, 1995
Robert Hill, 1925
Jon Hillis, 1993
David Hilton, 1969-70
David Hinnrichs, 1983-84
Stan Hinson, 1977-78
Sean Hirsch, 2003-04

Charles Hodge, 1975-76
Kevin Hodge, 1998
Leland Allen Hodges, 1917-18
Derek Hoelscher, 1982-83-84-85
Shane Hoelscher, 2011-12-13-14
Michael Holder, 1965-67
Steve Holder, 1970-71
Tim Holder, 1974-75-76
Hugo Hollas, 1966-67-68
Damon Hollingsworth, 1946
Brock Holt, 2009
Ed Holub, 1985-86
David Hooten, 1966-67
Thomas Hopkins III, 1944, 1949
Mike Horn, 1979-80-81-82
David Houser, 1976
Rob Howard, 1988-89-90-91
Scott Huffman, 2001
James Hughes, 1921-24 (capt.)
Philip Humber, 2002-03-04
Henry Hurley, Jr., 1936-37-38
Robert M. Hutchinson, 1944

I
Nick Iovacchini, 1998-99
Johnny Ray Isgitt, Jr., 1979-80

J

Thomas Hardy Jackson, 1917
Billy Jacobson, 2001
John Joseph Jacobson, 1972-73
L.J. Jammett, 1932
Ernest Anton Janik, Jr., 1974-75
Paul Janish, 2002-03-04
Kendal Jefferies, 2016
Alfred F. Jockec, 1953-54
Gavin Johnson, 2016
Henry Claude Johnson, 1979-82
Kevin Johnson, 1992
Ronald Baxter Johnson, 1991-92-93-94
Scott Johnson, 1981-82-83-84
Chris Jones, 1988-89-90-91
E.R. Jones, 1932
Ralph Jones, 1930-31
Jeff Jorgensen, 2003
Kevin Joseph, 1995-96-97
George Journeay, 1914-15
Russell Judd, 1964

K

Kemper Kaiser, 1939-40-41
Sheldon Kaufman, 1970-71-72
John Kaye, 2000
Cecil Keith, 1930 (capt.)
Chris Kelley, 2007-08
Mike Kelley, 1938
Richard Kelley, 1980-81
Don Kennedy, 1941
Robert Kennedy, 1950-51
Randy Kerbow, 1961-62-63
James Edward King, 1963-64
Reginal Augustus Kinnear, 1922
Donald Ray Kirks, 1962-63-64
Chester Klaerner, 1931-32
Rob Kligman, 1997
"Heavy" Knippel, 1928
Jay Knoblauch, 1985-86-87-88
Melton Koch, 1931-32
Chris Kolkhorst, 2002-03-04
Kent Koppa, 1984-85
Hunter Kopycinski, 2013-14-15-16
Brad Kottman, 2012
Evan Kravetz, 2016
Richard Kristinik, 1959-60-61
Paul Kupce, 1952 (mgr.)

Jesse Kurtz-Nicholl, 1996-97-98-99
Austin Kubitza, 2011-12-13
Lee Jason Kushner, 1990-91

L

Robert Lloyd Lamb, 1924
Randy Joe Lambrecht, 1974-75-76
Matt Langwell, 2007-08
Jacques Landry, 1995-96
Tom Lasater, 1972
Ernie Laurence, 1938-39
Kenneth Lee, 1930-31-32 (capt.)
Richard Leeder, Jr., 1950-51
Robert L. Leggett, 1952-53-54
Danny Lehmann, 2005-06-07
Donald Leigh, 1940-41-42
Chad Lembeck, 2006-07
Zech Lemond, 2012-13-14
James Allen Levering, 1966-67-68
A.W. Lewis, 1931
Donald Grady Lewis, 1977-78-79-80
Grayson Lewis, 2015-16
Ryan Lewis, 2009, 2011-12
Bobby Lively, 1959-60-61
Jim Locke, 1923-24-25
Harris Lodge, 1936

Scott Lonergan, 2007
Don Brooks Longcope, 1963-64
Ralph Dunning Longly, 1915-16
Matt Lorenz, 1995-96-97
Mike Lorsbach, 2001-02
John E. Ludwig, 1955-56
Lucas Luetge, 2008
Mark Edward Luetge, 1980-81
John Lukin, 1999-2000
Aaron Luna, 2006-07-08

M

Anthony Macaluso, 1946-48
Mike Macha, 1974-75-76
Mark Machalec, 1981-82-83-84
James Madrid, 1992-93-94
Arthur Eugene Maguire, 1972
Mike Majors, 1989-1990
Tom Malek, 1985-86-87
Frankie B. Mandola, 1967-68-69
Craig Manuel, 2009-10-11-12
Anthony Richard Maresca, 1971
H.D. Marsters, 1952
Nick Martin, 2001
A.J. Martinkue, 1932
Connor Mason, 2013

Colin Mathney, 2003-04
Ben Mathews, 1985-86-87-88
Ryan Mathews, 1997
Harold Mathewson, 1919-20-21
Allen Matthews, 1985-86-87
Michael Maxwell, 1977-78-79
Sam May, 1936
Gordon Disney Mayo, 1914
John McAfee, 1992
Kevin McCanna, 2013-14-15
Ryan McCarthy, 2013-14-15
John McCauley, 1936
Brooks McClain, 1993-94
Morris McClelland, 1961-62-63
Will McDaniel, 2005-06-07-08
Jason McDonald, 1998
John McDonald, 1942-43
Chase McDowell, 2010-11-12-13-14
Tim McDowell, 1987
George McElree, 1945 (mgr.)
John William McFarland, 1959-60-61
Rob McGarr, 1989
Mike McGee, 1978-79-80-81
Frank McKeown, 1962-63
Tim McLaughlin, 1994-95-96-97
Holt McNair, 2010-11-12-13-14

Floyd Mechler, 1937-38-39
Palmer Melton, 1922-23-24
Derek Michaelis, 1998-99-2000
Jimmy Michalek, 1978-79-80
Carl Mikeska, 1982-83-84-85
Shawn Mikeska, 1985-86
Jim Miller, 1991-92-93-94
Alexander Mitchell, 1957-58-59
Ed Mitchell, 1939
Robert E. Miville, 1946 (mgr.)
Matt Moake, 2004-05
Alvin S. Moody, 1932
Paul Moomaw, 1986
W.C. Moore, 1939
George Oliver Morgan, 1924
Worster Miles Morgan, 1937
W.O. Morgan, 1930
Adam Morris, 2004-05
Robert C. Moy, 1959-60
Chad Mozingo, 2008-09-10
Bobby Muraro, 1997
C. Edwin Murphey, 1944-45
Andrew Murphy, 2012-13-14
Rodney Bruce Murray, 1957-58-59
Dane Myers, 2015-16
Derek Myers, 2005-06-07-08

N

Gerald Wayne Naccarato, 1971-72
 Marcus Nalepa, 1992-93
 Paul Nash, 1926
 Paul Edward Nash, 1918-20 (capt.)
 Anthony L. Navarro, 1955
 Franklin Navarro, 1942
 Charles E. Nelson, 1948-49
 Spencer Nemer, 1998-99
 Joe C. Newbill, 1948-50
 Jeff Nichols, 1997-98-99-2001
 John Nicholson, 1965-66-67
 Jeff Niemann, 2002-03-04
 Isamu Nigro, 2000-01
 John Nisbet, 1953
 Robert James Nitsche, 1965-66
 Grover C. Noonan, 1944-47
 Ted Nowak, 1971-72-73-74

O

John Ofield, 1983-84
 Todd Ogden, 1985-86-87
 Jason Ogden, 1990-91-92
 Mike Ojala, 2007-08-09-10
 Richard O'Keefe, 1978-79-80-81

Shawn Onley, 1996
 Austin Orewiler, 2014-15
 Nick Orewiler, 2016
 Glenn Otto, 2015-16
 Eddie Otwelle, 1969-70-71
 David Ownby, 1968-69-70 (capt.)

P

J.P. Padron, 2007-08
 Billy Ray Palmer, 1965-66-67
 Chester Palmer, 1940-41-42
 Leonard Parker, 1936
 Jackson Parthasarathy, 2016
 Mike Patrick, 1985
 David Pavlas, 1982-83-84
 Truitt Peachy, 1948-50
 Tyler Pearson, 2011
 Ben-Forrest Perdue, 1958-59
 James Pendaris, 1942
 Lance Pendleton, 2003-04-05
 Garrett Pennington, 2004
 Ronnie Peoples, 1981-82-83
 Fred Pepper, 1940-41
 Jason Thorpe Perlioni, 1991
 Geoff Perrott, 2010-11-12-13
 Kurt Pessa, 2005-2006



Dave Peterson, 2009
David Ludlow Pettit, 1969-70-71-72
Michael Steven Pettit, 1971-72-73
Josh Pettitte, 2015
John Plumbley, 1943-47-48
Thomas Lynn Poindexter, 1978-79
John Polasek, 1987-88-89-90
Charles Oscar Pollard, 1924
Louis Pontello, 1936
John Pope, 1988-89
A.J. Porfirio, 2001-02
Robert Lyn Potter, 1971-72-73
James Putnam Potts, 1917
Keltys Powell, 1945-46-47
Richard Preng, 1977-78-79-80
Byran Price, 2006-07-08
Ford Proctor, 2016
Rex G. Procter, 1949-50-51

Q

Mark Quinn, 1994-95

R

Arthur Rabeau, 1984-85 (mgr.)
Joe Racina, 1989-90-91-92

Lee A. Raesner, 1960-62-63
Steve Ramharter, 1988, 1990
Allen Ramirez, 1976-77-78-79
Marcos Ramos, 2002
Mario Ramos, 1997-98-99
Jeremy Rathjen, 2009-10-11-12
Michael Ratterree, 2010-11-12-13
Robert Ray, 1925-26
Travis Reagan, 2004-05-06-07
Mathew Reckling, 2009-10-11-12
Tommy Reckling, 1952-53-54
Gerald Douglas Reed, 1967-68-69
John Clay Reeves, 2014-15
Clay Reichenbach, 2004-05
Ernest F. Reininger, 1948-49
John Richard Reitz, 1964-65-66
Anthony Rendon, 2009-10-11
Larry Reneau, 1973-74-75
Scott Rennie, 1995
Roland E. Rentz, 1952
Carl Reynolds, 1954-55-56
Bart Francis Rice, 1964-65
Jason Richards, 1996-97-98
D. Richardson, 1932
Darrell Richardson, 1991-92-93
Chris Robertson, 1988-89

Merritt Robinson, 1988-89-90
Mike Rochard, 1988-89-90-91
Adam Rodgers, 2004-05
John Rodgers, 1992-93
Josh Rodriguez, 2004-05-06
Jared Rogers, 2009-10
Jordan Rogers, 2008-09
Jesse Roman, 2000-01
Andy Rooker, 1965-66-67
Mark Rooker, 1971-74
Justin Ruchti, 2002-03
Jonathan Runnels, 2007-08
Chris Russ, 1980-81
T.N. Russell, 1930-32 (capt.)
Evan Rutter, 2012-13-14

S

William Sadler, 1936
Jake Sahuele, 1938-39
Ricardo Salinas, 2015-16
Xavier Sandoval, 1990-91-92
J.J. Savarino, 1995-96-97-98
Joe Savery, 2005-06-07
Kenneth Schoppe, 1961-62-63
Ben Schragger, 2016
Gene David Schroeder, 1966

Charles John Schuehle, 1937
Kyle Schultz, 1988-89-90
Brent Schwarz, 2016
K. Scott, 1932
Sam Scott, 2000
W.F. Scruggs, 1943-44
William Wesley Seale, 1936-37-38
Edward Sears, 1936
Diego Seastrunk, 2007-08-09-10
Bert Selman, 1942
Jeff Shaddix, 1995-96
William Sheehan, 1942
Len Shelby, 1970-71-72
Robert Sheridan, 1953
Francis J. Shirocky, 1947 (capt.)
Doug Simmons, 2008-09-10-11
John Simms, 2011-12-13
Shiblee Simuel Simon, 1973-74-75
Jay P. Simpson, 1945
Jerry Sims, 1956-57-58
John Carlton Sims, 1962-63
Vincent Sinisi, 2002-03
Drew Skaggs, 2000-01-02
Jon Skaggs, 1998-99-2000-01
Tommy Smart, 1974-75-76
Brett Smith, 1999-2000

Brian Smith, 2014
Caleb Smith, 2014
Jonathan Smith, 2000
Paul Smith, 1930
Austin Solecitto, 2015-16
F.F. Somner, 1947
Ken Sorenson, 1986-87
Randy Louis Spardella, 1975
Tex Spear, 1964-65
Tony Spears, 1991-92
Tommy Speck, 1968-69
Jayme Sperring, 2000
Trey Sperring, 2006
J. Browder Spiller, 1913
Don Spivey, 1982-83
Jerrol Springer, 1958-59-60
Tyler Spurlin, 2010-11-13
Charles S. Squyres, 1932
Cody Staab, 2016
Ford Stainback, 2012-13-14-15
Norman Stallings, 1958-59
William Standish, 1913-15
Craig Stansberry, 2003
Sam A. Staples, 1956-57
Cole St.Clair, 2005-06-07-08
Jack Steele, 1936

Frank Steen, 1937-38
Robert J. Stegeneier, 1954-55
Jordan Stephens, 2012-13-14-15
John Murry Stephenson, Jr., 1961-62
Douglas Joseph Stevenson, 1922
Harold Stockbridge, 1946-47-48
Ricky Strebeck, 1986-87-88
Christian Stringer, 2012-13
Philip Strohbehn, 1988
Steven Sultzbaugh, 2009-10
Charles Yancey Swartz, 1923-24-25

T

Ryne Tacker, 2005-07
Chad Tatum, 2015-16
Chase Taylor, 2006
Kirby Taylor, 2013-14-15
Mark Taylor, 1993-1994-95-96
Emil D. Tejml, 1955-56-57
William Telschow, 1941
Vernon Temple, 1970-72-73
Peter Terrana, 1997-98-99
F. Terrenella, 1932
Tracy T. Terry, 1973-74
Connor Teykl, 2013-14-15-16

Trevor Teykl, 2014-15
Damon Thames, 1998-99
T. DeWitt Thomas, 1919
Jim Thompson, 1983-84-85
Leonard Thompson, 1948
Joel Ray Tigett, 1962-63-64
Paul Timme, 1959-60
Cliff Tolle, 1927-28-29 (capt.)
Jeff Tousa, 1984-85
Wade Townsend, 2002-03-04
Adam Traweek, 2006
William C. Treschwig, 1932
Byron Tribe, 1994
Philip Tribe, 2001-02
William C. Trotter, 1954-55
Chris Tucker, 1985-86-87
Steve Turner, 1987-88-89
Lee Tynes, 1936-37

U

Matt Ueckert, 2003-04
Wash Underwood, 1926-27-28

V

Paul R. Vahldiek, 1948-49
Griff Vance, 1917
Velton Lee Vanderford III, 1979
Glenn Van Dusen, 1944
Tim Vannaman, 1986-87-88
Jerry Van Noy, 1998-99-2000
Jeff Venghaus, 1994-95-96
Tommy Vickers, 1936-37-38
Charles A. Vilbig, 1919
Ernest Vogt, 1941
Edward Vogt, 1942

W

“Hans” Wagner, 1951-52
Ronnie Waldo, 1964-65-66
Henry Donald Walker, 1922-23
Taylor Wall, 2009-10-11-12
John Wallace, 1936
Donzel Waller, 1936
John William Waltrip, Jr., 1920
Charlie Warren, 2014-15-16
William Alphus Waters, 1921-22-23
Doug Watson, 1978-79-81-82
Chuck Weese, 1987-88

Clinton Welch, 1981-82-83
Dustin Wernecke, 2001
Gary Wade West, 1960-61-62
Claude W. White, 1956-57-58
Ronald White, 1967-68-69 (capt.)
John William Whitesides, 1916
I. Marion Wilford, 1924-25-26
G.E. Wilkin, 1944-45
John Wilkins, 1963-64
Robert S. Willard, 1945-47-48-49
Bob Williams, 1936
Bobby Williams, 1957
Charles Williams, 1997-98-99
Julian Williams, 1932
Matt Williams, 1978-79-80-81
Robert Parks Williams, 1921
John Williamson, 2014-15
Matt Williamson, 1993-94
Mike Wilson, 1992-93-94-95
Steve Wilson, 1975-76-77
Scott Wise, 1968-69-70-71
John Wissinger, 1936-38
Harry Witt, 1936
William W. Witt, 1951-52-53
Arthur Wittman, 1930
John Wolda, 1954-55-56

Joseph Wood, 1939
William Wood, 1939
Jim Woodruff, 1967
George Woods, 1925-26
Hugh Woolever, 1987-88-89
Clinton H. Wooten, 1913-14-15
Russell Wright, 1985
Travis Wright, 2009
William D. Wright, 1949-50-51
Dane Wunderlich, 2014-15-16
Joe Wylie, 1952-53-54

Y

James O. Younts, 1932

Z

Adam Zornes, 2006-07-08
Joe Zylka, 1971-72-73-74

Honors & Awards

College Baseball Hall of Fame

2012 — Wayne Graham, coach

2015 — Lance Berkman, 1b/of

National Player of the Year

1997 — Lance Berkman, 1b (NCBWA)

1998 — Damon Thames, ss (ABCA)

1999 — Mario Ramos, p (CBI pitcher of the year)

2002 — Philip Humber, p; Vincent Sinisi, 1b (co-freshmen of the year)

2003 — Jeff Niemann, p (CBI.com)

2005 — Joe Savery, p/1b (freshman of the year)

2007 — Ryan Berry, p (freshman pitcher of the year)

2009 — Anthony Rendon, 3b (freshman of the year)

2010 — Anthony Rendon, 3b (ABCA, Baseball America, NCBWA, Rawlings Sporting Goods)

Bob Quin Award

(Presented to the top male student-athlete at Rice University since 1931.)

1970 — Dick Fuqua

1983 — David Edwards

2008 — Cole St. Clair

2014 — Andrew Murphy

Rice Athletics Hall of Fame

1970 — Tony Bell '19 (1970); Eddie Dyer '22; Wash "Little Heavy" Underwood '27

1972 — Leslie Coleman '23; Frank Carswell '41

1973 — Peg Melton '24

1974 — Chester Klaerner '33; Tally Eaton '36

1978 — Cecil Grigg, Austin College '17, coach

1982 — Jerry Sims '58

1983 — Grandpa Wood '27

1984 — Richard Kristinik '61

1985 — Jim Fox '62

1989 — Allan Ramirez '79

1990 — Norm Charlton '86

1999 — Jay Knoblauch '88

2003 — Jose Cruz Jr. '96

2005 — Lance Berkman '98

2007 — Mark Quinn '95

2009 — Damon Thames '99

2011 — Kenny Baugh '01

2013 — Rice Baseball National Champions '03

2015 — Bubba Crosby '98



Rice's Anthony Rendon - 2010 Howser Trophy Award as the National Player of the Year

Wayne Graham, Anthony Rendon, Jana Howser (College Baseball Foundation), Dr. Eddy Furniss (1998 Howser Trophy winner).

The Howser Trophy

2010 — Anthony Rendon, 3B (national college player of the year)

Senior CLASS Award

2008 — Cole St.Clair, p (nation's outstanding senior student-athlete)



Jose Cruz, Jr.

Three-time All-America Jose Cruz, Jr. helped the Owls get up and running.

All-America

1932 — Chester Klaener, p

1961 — Richard Kristinik, if (third team)

1973 — Len Shelby, c

1987 — Jay Knoblauch, of

1993 — Jose Cruz Jr., of

1994 — Jose Cruz Jr., of

1995 — Jose Cruz Jr., of; Mark Quinn, 3b-dh

1996 — Lance Berkman, 1b

1997 — Lance Berkman, 1b; Matt Anderson, p; Bubba Crosby, of (second team); Jeff Nichols, p (freshman); Mario Ramos, p (freshman, second team)

1998 — Damon Thames, ss; Bubba Crosby, of; Mario Ramos, p (third team)

1999 — Kenny Baugh, p (third team); Will Ford, of (third team); Jesse Kurtz-Nicholl, p (third team); Mario Ramos, p; Damon Thames, ss

2000 — Kenny Baugh, p (second team); Eric Arnold, ss (third team)

2001 — Kenny Baugh, p (second team)

2002 — Steven Herce, p (third team); Philip Humber, p (second team; freshman, first team); Vincent Sinisi, 1b (second team; freshman, first team)

2003 — Jeff Niemann, p (first team); Wade Townsend, p (first team); Enrique Cruz, 2b (third team); Philip Humber, p (third team);

2004 — Philip Humber, p (first team); Jeff Niemann, p (honorable mention); Wade Townsend, p (first team)

2005 — Joe Savery, util. (second team); Josh Rodriguez, 3b (third team); Bobby Bell, p (freshman); Tyler Henley, of (freshman); Cole St.Clair, p (freshman);

2006 — Eddie Degerman, p (first team); Brian Friday, ss (first team); Cole St.Clair, p (first team); Josh Rodriguez, 3b (third team); Aaron Luna, of (freshman)

2007 — Joe Savery, p (first team); Ryan Berry, p (second team/freshman); Bobby Bramhall, p (second team); Aaron Luna, of (third team); Ryne Tacker, p (third team); Diego Seastrunk (freshman);

2008 — Cole St.Clair, p (third team); Rick Hague (freshman); Matt Evers (freshman);

2009 — Anthony Rendon, 3b (first team); Ryan Berry, p (first team); Taylor Wall, p (third team freshman);

2010 — Anthony Rendon, 3b (first team); Michael Ratterree, if (freshman)

2011 — Anthony Rendon, dh (second team); Austin Kubitz, p (freshman first team)

2012 — Matthew Reckling, p (second team); J.T. Chargois, util. (third team)

2013 — Austin Kubitz, p (third team); Zech Lemond, rp (third team); Blake Fox, rp (freshman)

2014 — Blake Fox, p (first team); Shane Hoelscher (third team)

2015 — John Clay Reeves, dh (third team); Ryan Chandler (freshman)
2016 — Jon Duplantier, p (third team); Ford Proctor (freshman)

Academic All-America of the Year

2004 — Wade Townsend, p

GoSIDA Academic All-America

1982 — David Edwards, 1b (third team)
1983 — David Edwards, 1b (third team)
1987 — Ben Matthews, 2b (second team)
1988 — Ben Matthews, 2b (second team)
1991 — Jason Ogden, of (third team)
1999 — Mario Ramos p (third team)
2003 — Jeff Blackinton, c (third team); Vincent Sinisi, 1b (third team); Wade Townsend, p (second team)
2004 — Chris Kolkhorst, of (third team); Wade Townsend, p (first team/academic all-America of the year)
2006 — Eddie Degerman, p (first team)
2007 — Ryne Tacker, p (second team); Brian Friday, ss (third team);

GoSIDA Academic All-District

1983 — David Edwards, 1b
1987 — Ben Matthews, 2b

1988 — Ben Matthews, 2b
1990 — Steve Ramharter, 1b-p
1991 — Jason Ogden, of
1992 — Jason Ogden, of
1992 — Antonio DiGesualdo, of
1993 — Chris Boni, 2b
1994 — Chris Boni, 2b
1999 — Mario Ramos, p
2000 — John Lukin, c; Brett Smith, 2b
2002 — Hunter Brown, 3b; Steven Herce, p; A.J. Porfirio, of
2003 — David Aardsma, p; Jeff Blackinton, c; Enrique Cruz, 2b; Vincent Sinisi, 1b; Wade Townsend, p
2004 — Chris Kolkhorst, of; Wade Townsend, p
2006 — Eddie Degerman, p; Craig Crow, p; Brian Friday, ss; Tyler Henley, of; Joe Savery, p/1b
2007 — Ryne Tacker, p; Brian Friday, ss; Danny Lehmann, c;
2008 — Chris Kelley, p; Cole St.Clair, p; Jimmy Comerota, 2b;
2010 — Jeremy Rathjen, of; Jimmy Comerota, 1b;
2011 — Michael Ratterree, 2b;
2012 — Jeremy Rathjen, of;
2015 — Kirby Taylor, of;

C-USA Spirit of Service

2009 — Jimmy Comerota, 2b
2012 — Andrew Murphy, c
2014 — Andrew Murphy, c

All-College World Series

2003 — Enrique Cruz, 2b; Chris Kolkhorst, of; Jeff Niemann, p
2007 — Diego Seastrunk, 3b;

All-NCAA Regional

1995 (South at Baton Rouge, La.) — Jose Cruz Jr., of; Jacques Landry, 3b; Mark Quinn, dh
1996 (Midwest at Wichita, Kan.) — Lance Berkman, 1b; Jason Richards, 2b; Jeff Venghaus, of; Tim McLaughlin, c
1997 (Central at Lubbock) — **Lance Berkman**, 1b (most outstanding player); Stephen Bess, p; Bubba Crosby, of; Jason Richards, 2b; Justin Berg, dh
1998 (Central at College Station) — Jason Richards, 2b; Justin Berg, dh
1999 (at Lubbock) — Jacob Baker, 1b; Kenny Baugh, p; **Will Ford**, of (most outstanding player); Mario Ramos, p; Damon Thames, ss; Charles Williams, of
2000 (at Cougar Field) — Mitch Ackal, of; Kenny Baugh, p; John Lukin, c; Jesse Roman, dh; Brett Smith, 2b
2001 (at Reckling Park) — Eric Arnold, ss; Kenny Baugh, p; Hunter Brown, 3b; Austin Davis, of; Phillip Ghutzman, dh; A.J. Porfirio, of; **Jesse Roman**, 1b (most outstanding player)
2002 (at Reckling Park) — Eric Arnold, 2b; Hunter Brown, 3b; Justin Crowder, p; Austin Davis, of; Chris Kolkhorst, of; **Vincent Sinisi**, 1b (most outstanding player)

2003 (at Reckling Park) — Paul Janish, ss; **Chris Kolkhorst**, of (most outstanding player); Jeff Niemann, p; Vincent Sinisi, 1b; Craig Stansberry, 3b; Wade Townsend, p
2004 (at Reckling Park) — Adam Hale, of; Travis Reagan, c; Adam Rodgers, 1b
2005 (at Baton Rouge) — Jordan Dodson, 1b; Josh Geer, p; Lance Pendleton, of; Josh Rodriguez, ss; Joe Savery, p
2006 (at Reckling Park) — **Eddie Degerman**, p (most outstanding player); Jordan Dodson, of; Tyler Henley, of; Josh Rodriguez, 3b; Joe Savery, p/1b
2007 (at Reckling Park) — **Joe Savery**, p (most outstanding player); Tyler Henley, of; Jared Gayhart, of; Danny Lehmann, c, Matt Langwell, p
2008 (at Reckling Park) — Adam Zornes, c; J.P. Padron, 1b; Jimmy Comerota, 2b; Rick Hague, ss, Chad Mozingo, of
2009 (at Reckling Park) — **Taylor Wall**, p (most outstanding player); Diego Seastrunk, c; Brock Holt, 2b; Anthony Rendon, 3b; Steven Sultzbaugh, of
2010 (at Austin) — **Anthony Rendon**, 3b (most outstanding player); Michael Fuda, of; Chad Mozingo, of

2011 (at Reckling Park) — Anthony Rendon, DH
2012 (at Reckling Park) — Austin Kubitza, p
2013 (at Eugene, Ore.) — **Jordan Stephens**, p (most outstanding player); Leon Byrd, of; Shane Hoelscher, 3b; Ford Stainback, ss; Christian Stringer, 2b;
2014 (at Reckling Park) — Skyler Ewing, 1b; Shane Hoelscher, 3b;
2015 (at Cougar Field) — Ford Stainback, 2b; Ryan Chandler, of;
2016 (at Baton Rouge, La.) — Grayson Lewis, 2b; Dominic DiCaprio, dh; Hunter Kopycinski, c; Connor Teykl, 3b; Charlie Warren, of; Glenn Otto, p;

All-Conference SWC

1922 — Eddie Dyer, p; Peg Melton, p
1923 — Peg Melton, p
1925 — George Woods, p
1926 — George Woods, p
1929 — Frank Austin, ss; Danny Allnoch, c
1930 — Dick Dickinson, cf; Ray Hart, p
1931 — Ray Hart, p
1932 — C.F. Klearner, p; E.R. Jones, 1b; K. Scott, 3b
1936 — Henry Hurley, rf
1937 — Henry Hurley, rf

1941 — Kemper Kaiser, 1b; Fred Barrow, c
1943 — Virgil Eikenberg, 2b
1944 — Bill Scruggs, 2b; Bill Wilkin, rf; Woodrow Dryden, c
1945 — Ed Murphrey, p; Robert Willard, c; Bill Scruggs, if (util.); Robert Feldman, of (util.)
1946 — Keltys Powell, 1b; Bill Bishop, p
1947 — Keltys Powell, 1b
1952 — Dave Devine, 1b
1956 — John Wolda, p; Jerry Sims, c; Carl Reynolds, 1b
1957 — Jerry Sims, c
1958 — Jerry Abernathy, p; Jerry Sims, c; Lynwood Stallings, ss; Claude White, rf
1959 — Paul Timme, p; Richard Kristinik, 3b; Lynwood Stallings, ss
1960 — Richard Kristinik, 3b
1961 — Jim Fox, c; Richard Kristinik, 3b
1962 — Jim Fox, c
1963 — Joel Tigett, 1b
1965 — Andy Rooker, cf
1966 — Ronnie Waldo, rf
1969 — Dick Fuqua, 1b
1970 — Billy Costa, ss
1972 — Mike Pettit, p; Sheldon Kaufman, ss
1974 — Joe Zylka, lf
1976 — Mike Macha, 3b; Allan Ramirez, p
1981 — Matt Williams, p
1982 — Scott Johnson, of

1983 — Scott Johnson, of; Tim Englund, p; Clinton Welch, ss
1984 — Scott Johnson, of; Tim Englund, p; Derek Hoelscher, p; Norm Charlton, p
1985 — Mike Fox, c
1986 — Steve Blackshear, p
1987 — Jay Knoblauch, of; Ben Matthews, 2b
1988 — Jay Knoblauch, of
1989 — Mike Grace, util., Rob Howard, p
1991 — John Eierman, of
1992 — Donald Allen, 2b; Darrell Richardson, p
1993 — Jose Cruz Jr., of; James Madrid, p; John Rodgers, c
1994 — Donald Aslaksen, of; Tim Byrdak, p; Jose Cruz Jr., of; Mark Quinn, 3b
1995 — Matt Anderson, p (freshman of the year); Chris Boni, 2b; David Brooks, ss; Jose Cruz Jr., of; Patrick Hallmark, c; Mark Quinn, dh; also: Lance Berkman, of (newcomer of the year)
1996 — Lance Berkman, 1b; Jacques Landry, 3b; Shawn Onley, p; Bubba Crosby, of

WAC

1997 — Lance Berkman, 1b (player of the year); Matt Anderson, p; Bubba Crosby, of; Joseph Cathey, ss (second team)
1998 — Damon Thames, ss (player of the year); Bubba Crosby, of; Jacob Baker, 1b (second

team); Jeff Nichols, p (second team)
1999 — Justin Berg, dh; Jesse Kurtz-Nicholl, p; Mario Ramos, p; Damon Thames, ss; Charles Williams, of
2000 — Mitch Ackal, of (second team); Eric Arnold, ss; Kenny Baugh, p (pitcher of the year); John Lukin, c; Jesse Roman, dh; Brett Smith, 2b (second team)
2001 — Philip Barzilla, p (second team); Kenny Baugh, p (pitcher of the year); Hunter Brown, 3b; Austin Davis, of; A.J. Porfirio, of; Jon Skaggs, p
2002 — Eric Arnold, 2b (second team); Hunter Brown, 3b; Dane Bubela, dh (second team); Austin Davis, of; Steven Herce, p; Philip Humber, p; Paul Janish, ss; Chris Kolkhorst, of; A.J. Porfirio, of (second team); Justin Ruchti, c (second team); Vincent Sinisi, 1b (player of the year); Wade Townsend, p (second team)
2003 — Dane Bubela, of; Enrique Cruz, 2b; Austin Davis, of; Philip Humber, p; Paul Janish, ss (second team); Jeff Jorgensen, of; Chris Kolkhorst, of; Jeff Niemann, p (pitcher of the year); Justin Ruchti, c (second team); Vincent Sinisi, 1b; Wade Townsend, p
2004 — Philip Humber, p; Paul Janish, ss; Chris Kolkhorst, of; Lance Pendleton, of (second team); Adam Rodgers, c (second team); Josh Rodriguez, 2b (freshman of the year); Wade

Townsend, p
2005 — Eddie Degerman, p (second team); Tyler Henley, of; Adam Rodgers, dh; Joe Savery, 1b & p (player of the year)

C-USA

2006 — Eddie Degerman, p (first team); Brian Friday, ss (first team); Cole St.Clair, p (first team); Bobby Bell, p (second team); Craig Crow, p (second team); Aaron Luna, of (second team/freshman); Josh Rodriguez, 3b (second team); Joe Savery, p/1b (second team)
2007 — Joe Savery, inf/p (first team/second team, player of the year); Ryne Tacker, p (first team, pitcher of the year); Ryan Berry, p (first team, freshman of the year); Brian Friday, ss (first team); Jared Gayhart, of (second team); Aaron Luna, utl (second team); Diego Seastrunk (freshman);
2008 — Diego Seastrunk, if (first team); Ryan Berry, p (first team); Jared Gayhart, of (second team); Aaron Luna, of (second team); Adam Zornes, c (second team); Chris Kelley, p (second team); Cole St.Clair (second team); Matt Evers, p (freshman); Rick Hague, ss (freshman);
2009 — Anthony Rendon, inf (first team/freshman team, player of the year/freshman of the year); Ryan Berry, p (first team); Rick Hague, ss (second team); Chad Mozingo, of

(second team); Mike Ojala, p (second team); Jordan Rogers, p (second team); Taylor Wall, p (freshman);
2010 — Anthony Rendon, if (first team/player of the year); Jimmy Comerota, if (second team); Rick Hague, if (second team); Jeremy Rathjen, of (second team); Diego Seastrunk, c (second team); Mike Ojala, p (second team); Taylor Wall, p (second team); Michael Ratterree, if (freshman)
2011 — Austin Kubitza, p (first team/freshman of the year); Michael Ratterree, if (first team) Anthony Rendon, dh (first team); Shane Hoelscher, if (freshman); Austin Kubitza, p (freshman); John Simms, p (freshman);
2012 — Matthew Reckling, p (first team/pitcher of the year); Christian Stringer, if (first team); Jeremy Rathjen, of (first team); J.T. Chargois, dh/util. (first team); Ford Stainback, if (freshman); Jordan Stephens, p (freshman);
2013 — Michael Ratterree, of (first team); Zech Lemond, p (first team); Michael Aquino, dh (second team); Keenan Cook, of (second team); Geoff Perrott, c (second team); Ford Stainback, if (second team); Blake Fox, p/util. (freshman);
2014 — Michael Aquino, of (first team); Skyler Ewing, if (first team); Blake Fox, p (first team); Shane Hoelscher, if (first team); John Clay

Reeves, c (second team/newcomer of the year); Jon Duplantier, p (freshman team);
2015 — Matt Ditman, p (first team); John Clay Reeves, dh/ut (first team); Austin Orewiler, p (first team); Ford Stainback, if (first team); Jordan Stephens, p (first team); Kirby Taylor, of (second team); Ryan Chandler, of (freshman team/Freshman of the Year);
2016 — Jon Duplantier, p (first team/Pitcher of the Year); Glenn Otto, rp (first team); Ford Proctor, if (second team/freshman team/Freshman of the Year); Ricardo Salinas, p (second team); Dominic DiCaprio, dh (freshman team);

All-Tournament Teams SWC

1981 (at Austin) — Mark Machalec, of
1983 (at Austin) — Clinton Welch; ss; Bryan Foxx, 2b; Jay Bluthardt, of
1984 (at Austin) — Curtis Fox, 1b; Tim Englund, p
1994 (at Austin) — Jose Cruz Jr., of; Matt Williamson, 2b
1996 (at Lubbock) — Jacques Landry, 3b (most valuable player); Lance Berkman, 1b; Jason Richards, 2b; Jeff Venghaus, of; Tim McLaughlin, c; Dana Davis, p

WAC

1997 (at San Diego, Calif.) — Lance Berkman, 1b; Matt Anderson, p (most valuable player); Joseph Cathey, ss; Will Ford, of; Jeff Nichols, p
1998 (at San Diego, Calif.) — Jason Richards, 2b (most valuable player); Bubba Crosby, of; Charles Williams, of; Damon Thames, ss
1999 (at Fresno, Calif.) — Jacob Baker, 1b; Jesse Kurtz-Nicholl, p; Mario Ramos, p; Charles Williams, of

C-USA

2006 (at Reckling Park) — Joe Savery, p/1b (most valuable player); Bobby Bell, p; Greg Buchanan, if; Bryce Cox, p; Jordan Dodson, of
2007 (at Greenville, N.C.) — Aaron Luna, dh (most valuable player); Joe Savery, if; Matt Langwell, p; Danny Lehmann, c
2009 (at Hattiesburg, Miss.) — Anthony Rendon, if (most valuable player); Rick Hague, if; Steven Sultzbaugh, of; Ryan Berry, p; Taylor Wall, p;
2010 (at Cougar Field) — Michael Fuda, of; Rick Hague, if; Anthony Rendon, if; Jared Rogers, p; Chad Mazingo, of; Steven Sultzbaugh, of;

2011 (at Pearl, Miss.) — Tyler Duffey, p (most valuable player); Craig Manuel, c; Ryan Lewis, of
2013 (at Reckling Park) — Christian Stringer, if (most valuable player); Leon Byrd, of; Shane Hoelscher, if; Austin Kubitzka, p; John Simms, p; Jordan Stephens, p;
2014 (at Hattiesburg, Miss.) — Michael Aquino, of (most valuable player); Skyler Ewing, if; Blake Fox, p; Chase McDowell, dh; Ford Stainback, if;
2016 (at Hattiesburg, Miss.) — Ford Proctor, if; Jon Duplantier, p; Connor Teykl, if;

Dell Morgan MVP Award

1973 — Len Shelby, c
1974 — Ted Nowak, of
1975 — Mike Macha, 3b
1976 — Allan Ramirez, p
1977 — Jeff Hayes, of
1978 — Allan Ramirez, p
1979 — Bob Burnell, of
1980 — Matt Williams, p
1981 — Matt Williams, p; Rick Kelley, p
1982 — Scott Johnson, of
1983 — Dave Edwards, 3b
1984 — Tim Englund, p; Norm Charlton, p
1985 — Carl Mikeska, if
1986 — Steve Blackshear, p
1987 — Jay Knoblauch, of
1988 — Tim Vannaman, of
1989 — Mike Grace, p
1990 — John Polasek, p
1991 — John Eierman, of
1992 — Donald Allen, 2b
1993 — John Rodgers, c
1994 — Jose Cruz Jr., of
1995 — Mark Quinn, p-dh
1996 — Lance Berkman, 1b
1997 — Matt Anderson, p; Lance Berkman, 1b

1998 — Damon Thames, ss
1999 — Mario Ramos, p
2000 — Kenny Baugh, p
2001 — Kenny Baugh, p
2002 — Vincent Sinisi, 1b
2003 — Justin Ruchti, c
2004 — Wade Townsend, p
2005 — Joe Savery, p/1b
2006 — Eddie Degerman, p
2007 — Joe Savery, p/1b
2008 — Adam Zornes, c
2009 — Ryan Berry, p
2010 — Anthony Rendon, 3b
2011 — Austin Kubitzka, p
2012 — J.T. Chargois, p/util.
2013 — Zech Lemond, p
2014 — Zech Lemond, p
2015 — John Clay Reeves, c/dh
2016 — Glenn Otto, p

The 2003 College World Series Champions

Rice's Immortals!

When Wayne Graham was introduced as Rice's head baseball coach in May of 1991, one of his first pronouncements concerned the Owls' ability to win a national championship.

"I know it's possible," he said at the time, choosing to ignore the fact that Rice had never even won a conference championship, let alone even participated in the NCAA playoffs, since the program had its beginnings in 1913.

Over the next 11 seasons, a succession of conference championships and postseason appearances had raised expectations of the faithful. Three times in those years had Graham led his team to the College World Series, and only one win in seven games in Omaha had failed to dampen his optimism for that championship.

The 2003 season would prove to be different. With players such as starting pitcher Philip Humber, Vincent Sinisi at first base, shortstop Paul Janish, outfielders Chris Kolkhorst and Austin Davis and catchers Justin Ruchti and Jeff Blackinton returning from a College World



The 2003 College World Series Champions

Series appearance in 2002, Rice was primed for another run at Omaha.

It wasn't a perfect team, but you couldn't tell that over the first weeks of the 2003 season. After three wins to begin the season, the Owls dropped a one-run decision to Alabama at Minute Maid Park.

From that point until April 9, almost two months, the Owls didn't lose. The 30-game winning streak saw victories over seven ranked opponents and a 12-0 start in Western Athletic Conference play.

The streak saw the emergence of Wade Townsend as a big-game pitcher after his wins over Nebraska, Baylor, Texas A&M and his domination of Houston in the Series for the Silver Glove.

Defensively, the Owls emerged as the best in the country with the glove. They had errorless streaks of 85.2 and 73.1 innings during the season and played errorless ball in 33 of 70 games.

Rice won the WAC's automatic bid to the NCAA playoffs for the seventh consecutive season by taking the championship by 4½ games over Nevada. The Owls led the WAC in hitting (.318), pitching (2.74 staff ERA) and fielding (.980).

Rice's run toward its national championship, however, was almost derailed before it started. The Owls had to go to extra in-



nings to defeat McNeese State in the first round of the regional at Reckling Park, but they settled down for back-to-back wins over Wichita State to advance to a home Super Regional.

The series for the Silver Glove is the hotly-contested season series between Rice and Houston, but that series was nothing compared to the 2003 Super Regional at Reckling Park. This time, a bit more than a trophy would be at stake. With a trip to the College World Series on the line, the Cougars came out firing, taking a 5-2 win in the series opener. Jeff Niemann's pitching performance sealed a 10-2 win game two. In the deciding third game, Townsend was again too much for the Cougars to handle. He struck out nine, allowed four hits and just one earned run in his eight innings on the way to a 5-2 victory.

Niemann opened the title run in Omaha with a 4-2 win over over Missouri State. The team then posted back-to-back wins over rival Texas, 12-2 and 5-4, to advance to the new best-of-three final format against Stanford.

Kolkhorst's highlight reel catch against the leftfield wall in game one would help spark a dramatic 4-3 win in 10 innings. After the Cardinal bounced back with an 8-3 decision in game two, Rice put it all together with pitching hitting and defense to claim a 14-2 win and the school's first national championship. Philip Humber was brilliant with a complete game victory while the offense banged out 14 hits.

RICE OWLS 4, Stanford 3 • (June 21, 2003 at Omaha, Neb.)

Stanford 300 000 000 0 - 3 7 1 (50-17)
RICE OWLS 001 002 000 1 - 4 8 1 (57-11)
Pitchers: Stanford - McCally; Quick (10). RICE OWLS - Niemann;
Aardsma (9). Win- Aardsma(7-3). Loss- McCally (7-3). T- 2:52.
A- 23,741. HR - Stanford: Ash (2).

Stanford 8, RICE OWLS 3 • (June 22, 2003 at Omaha, Neb.)

RICE OWLS 000 100 020 - 3 10 2 (57-12)
Stanford 102 000 50X - 8 9 0 (51-17)
Pitchers: RICE OWLS - Townsend; Baker (7); Herce (8). Stanford - Hudgins;
Quick (8); O'Hagan (8). Win- Hudgins (14-3). Loss- Townsend (11-2).
T- 3:00. A- 17,907. HR - Stanford: Fuld (4).

RICE OWLS 14, Stanford 2 • (June 23, 2003 at Omaha, Neb.)

Stanford 000 000 110 - 2 5 2 (51-18)
RICE OWLS 310 007 03X - 14 14 0 (58-12)
Pitchers: Stanford - Romanczuk; Manship (2); Ehrlich (6); Jecmen (6); Dyer
(6); Cunningham (8). RICE OWLS - Humber. Win- Humber (11-3). Loss-
Romanczuk (12-2). T- 2:57. A- 18,494.

While a host of players went on to earn individual awards and selection in various major league drafts, the group continued to be successful after their Rice careers concluded. In 2013 the entire national championship team was inducted as a group into the Rice Athletics Hall of Fame.



Rice Baseball's Major Leaguers

David Aardsma, San Francisco Giants (2004); Chicago Cubs (2005-06); Chicago White Sox (2007); Boston Red Sox (2008); Seattle Mariners (2009-11); New York Yankees (2012); New York Mets (2013); Atlanta Braves (2015)

Matt Anderson, Detroit Tigers (1998-2004); Colorado Rockies (2005)

Philip Barzilla, Houston Astros (2006)

Lance Berkman, Houston Astros (1999-2010); New York Yankees (2010); St. Louis Cardinals (2011-12); Texas Rangers (2013)



Tim Lincecum, Kansas City Royals (1998-2000); Baltimore Orioles (2005-06); Detroit Tigers (2007); Houston Astros (2008-10); New York Mets (2011-13)

Norm Charlton, Cincinnati Reds (1988-92); Seattle Mariners (1993, 1995-97, 2001); Philadelphia Phillies (1994); Baltimore Orioles, Atlanta Braves (1998); Tampa Bay Rays (1999)

J.T. Chargois, Minnesota Twins (2016)

Tony Cingrani, Cincinnati Reds (2012-16)

Bubba Crosby, Los Angeles Dodgers (2003); New York Yankees (2004-06)



Rice Baseball's Major Leaguers

Jose Cruz Jr., Seattle Mariners (1997); Toronto Blue Jays (1997-2002); San Francisco Giants (2003); Tampa Bay Rays (2004); Arizona Diamondbacks (2005); Boston Red Sox (2005); Los Angeles Dodgers (2005-06); San Diego Padres (2007); Houston Astros (2008-09)

Tyler Duffey, Minnesota Twins (2015-16)

Eddie Dyer, St. Louis Cardinals (1922-27; manager, 1946-50; managed team to 1946 World Series Championship)

Josh Geer, San Diego Padres (2008-09)

Marc Gwyn, Los Angeles Angels (2007)

Dave Hilton, San Diego Padres (1972-75)


Brock Holt, Pittsburgh Pirates, Boston Red Sox (2013-16)

Phillip Humber, New York Mets (2006-07); Minnesota Twins (2008-09); Kansas City Royals (2010); Chicago White Sox (2011-12); Houston Astros (2013)

Paul Janish, Cincinnati Reds (2008-12); Atlanta Braves (2012-13); Baltimore Orioles (2015-16)

Kevin Joseph, St. Louis Cardinals (2002)

Matt Langwell, Cleveland Indians & Arizona Diamondbacks (2013)



Rice Baseball's Major Leaguers

Lucas Luetge, Seattle Mariners (2012-16), Los Angeles Angels 2016), Cincinnati Reds (2016)

Mike Macha, Atlanta Braves (1979); Toronto Blue Jays (1980)

Jeff Niemann, Tampa Bay Rays (2008-13)

Dave Pavlas, Chicago Cubs (1990, 1992); New York Yankees (1995-96)

Lance Pendleton, New York Yankees (2011), Houston Astros (2011)

Bryan Price, Cleveland Indians (2014)

Mark Quinn, Kansas City Royals (1999-2002)

Allen Ramirez, Baltimore Orioles (1983)

Mario Ramos, Texas Rangers (2003-04)

Anthony Rendon, Washington Nationals (2013-16)

Josh Rodriguez, Pittsburgh Pirates (2011)

Joe Savery, Philadelphia Phillies (2011-13), Oakland A's (2014)

Craig Stansberry, S.D. Padres (2007-09)

Matt Williams, Toronto Blue Jays (1983); Texas Rangers (1985)

** Major League photos are copyrighted, and appear courtesy of the respective organizations.*



Paul Janish




Lucas Luetge

Rice Baseball's First Round Major League Draft Picks



- 1967 — **Ronald Henson** (Cleveland Indians, June-secondary phase)
1976 — **Mike Macha** (Atlanta Braves, Jan.-secondary phase)
1981 — **Matt Williams** (Toronto Blue Jays, fifth pick overall)
1983 — **David Hinrichs** (Philadelphia Phillies, June-secondary phase)
1984 — **Norm Charlton** (Montreal Expos, 28th pick overall)
1995 — **Jose Cruz Jr.** (Seattle Mariners; third pick overall)
1997 — **Matt Anderson** (Detroit Tigers; first pick overall);
Lance Berkman (Houston Astros; 16th pick overall)
1998 — **Bubba Crosby** (Los Angeles Dodgers; 23rd pick overall)
2001 — **Kenny Baugh** (Detroit Tigers; 11th pick overall);
Jon Skaggs (New York Yankees; 42nd pick overall)
2003 — **David Aardsma** (San Francisco Giants; 22nd pick overall)
2004 — **Philip Humber** (New York Mets; 3rd pick overall);
Jeff Niemann (Tampa Bay Devil Rays; 4th pick overall);
Wade Townsend (Baltimore Orioles; 8th pick overall)
2005 — **Wade Townsend** (Tampa Bay Devil Rays; 8th pick overall)
2007 — **Joe Savery** (Philadelphia Phillies; 19th pick overall)
2008 — **Bryan Price** (Boston Red Sox; 45th pick overall)
2011 — **Anthony Rendon** (Washington Nationals; 6th pick overall)



Rice's Pro Players In 2016

Player	Level	Team
J.T. Chargois	MLB	Minnesota Twins
Tony Cingrani	MLB	Cincinnati Reds
Tyler Duffey	MLB	Minnesota Twins
Brock Holt	MLB	Boston Red Sox
Anthony Rendon	MLB	Washington Nationals
Paul Janish	AAA	Norfolk Tides
Lucas Luetge	AAA	Salt Lake Bees
Bryan Price	AAA	Columbus Clippers
Josh Rodriguez	AAA	Nashville Sounds
John Simms	AA	Harrisburg Senators
Tyler Spurlin	AA	Biloxi Shuckers
Shane Hoelscher	Hi-A	Modesto Nuts
Austin Kubitza	Hi-A	Lakeland Flying Tigers
Zech Lemond	Hi-A	Lake Elsinore Storm DL
Kevin McCanna	Hi-A	Lancaster JetHawks
Jordan Stephens	Hi-A	Winston-Salem Dash

Matt Ditman	A	Lexington Legends
Skyler Ewing	A	Augusta GreenJackets
Austin Orewiler	A	Dayton Dragons
John Williamson	A	South Bend Cubs
Jon Duplantier	SS	Hillsboro Hops
Blake Fox	R	Helena Brewers

Independent Baseball: Rick Hague (Sugar Land Skeeters of the Atlantic League), Connor Teykl (Lincoln Saltdogs of the American Association), Leon Byrd (Texas AirHogs of the American Association), Christian Stringer (Wichita Wingnuts of the American Association), Mark Haynes (Kansas City T-Bones of the American Association)

Special thanks to the Rice University Baseball Players Association (RUBPA) for providing the list of Owls who were on major league rosters, as well as professional updates of where the former players finished their respective 2016 season.