

ALEX BREGMAN, SS
2013 First-Team All-American
2013 National Freshman of the Year
2013 Brooks Wallace Award Winner

COACH PAUL MAINIERI
2014 ABCA Hall of Fame Inductee

CHRISTIAN IBARRA, 3B
2013 First-Team All-SEC

AARON NOLA, RHP
2013 First-Team All-American
2013 SEC Pitcher of the Year

20 **LSU** **BASEBALL**

14

OFFICIAL YEARBOOK



LSU coach Paul Mainieri directed the Tigers in 2013 to the College World Series for the third time in his seven-year tenure. Under Mainieri, LSU has won the 2009 national championship and captured four NCAA Regional titles, two Southeastern Conference championships, four SEC Tournament titles and four SEC Western Division crowns.

BACK TO OMAHA!

A school-record 11,401 fans packed Alex Box Stadium, Skip Bertman Field to watch the Tigers clinch a berth in the 2013 College World Series with an NCAA Super Regional win over Oklahoma.

The CWS trip to Omaha's TD Ameritrade Park culminated a remarkable season in which LSU won an SEC-record 57 games while claiming four titles – SEC Western Division Champions, SEC Tournament Champions, NCAA Regional Champions and NCAA Super Regional Champions.

For the first time in school history, LSU produced three first-team All-Americans in one season as first baseman Mason Katz, pitcher Aaron Nola and shortstop Alex Bregman each earned that prestigious distinction.



LSU BASEBALL Legacy



NATIONAL 1991 • 1993 • 1996 • 1997 • 2000 • 2009 CHAMPIONS

6

NCAA College World Series Championships

1991, 1993, 1996, 1997, 2000, 2009
LSU is one of only three schools to win six CWS titles. Only LSU and Southern California have won four in one decade.

26

All-Time NCAA Tournament Berths

The Tigers have appeared in an NCAA Regional in 22 of the past 25 seasons.

37-9

Record on Championship Day in NCAA Tournament Competition

LSU is 31-8 in the final rounds of NCAA regionals and super regionals, and the Tigers are 6-1 in CWS championship round games.

.614

Seventh-Highest All-Time College World Series Winning Percentage

LSU has a 35-22 record at the CWS.

15

Southeastern Conference Championships

The Tigers won an unprecedented four straight league crowns from 1990-93.

20

NCAA Regional Host Site for 20 of the Past 24 Seasons

LSU played host to an NCAA Regional Tournament in 16 straight seasons (1990-2005).

.721

Highest All-Time NCAA Tournament Winning Percentage

LSU has a 132-51 record and a .721 winning percentage in regional/super regional and CWS games combined.

35

Most All-Time CWS Victories (35) and Appearances (16) Among SEC Teams

The second-highest totals among SEC schools are 32 CWS victories and 11 CWS appearances.

473,298

The Nation's Best Attendance

LSU drew an NCAA-record 473,298 fans to Alex Box Stadium in 2013 to lead the country in attendance for the 18th straight season.

23

23-Game Win Streak

LSU set an SEC record in 2008 by winning 23 straight games from April 22-June 1.

16

CWS Appearances in the Past 28 Seasons

LSU is the only school in the country with 16 CWS berths since 1986.

11

50-Win Seasons

LSU is the only SEC school with more than six 50-win seasons in its annals.



LSU defeated Texas in the CWS Finals to win the 2009 national championship.



1991



1993



1996



1997



2000

THE PAUL MAINIERI ERA AT LSU



LSU Record (seven seasons): 315-133-2 (.702)
NCAA National Champions - 2009
College World Series Appearances - 2008, 2009, 2013
Southeastern Conference Champions - 2009, 2012
SEC Tournament Champions - 2008, 2009, 2010, 2013
SEC Western Division Champions - 2008, 2009, 2012, 2013
SEC-Record 23-Game Win Streak - 2008
2009 National Coach of the Year
(Baseball America, Collegiate Baseball, Rivals.com)
2009 Southeastern Conference Coach of the Year
2008 National Coach of the Year
(Rivals.com, College Baseball Insider)

LSU coach Paul Mainieri (left) was inducted into the American Baseball Coaches Association Hall of Fame in January 2014. Mainieri and his dad, legendary Miami-Dade North coach Demie Mainieri (right) are the only father-son combination in the ABCA Hall of Fame.

NCAA Division I Winningest Active Coaches

BY VICTORIES


	YRS. WON	LOST	TIED	PCT.
1. Augie Garrido, Texas	45	1,874	871	9 .682
2. Mike Martin, Florida State	34	1,770	611	4 .743
3. Mark Marquess, Stanford	37	1,495	781	7 .656
4. Jim Morris, Miami (Fla.)	32	1,391	613	4 .694
5. Jim Gilligan, Lamar	37	1,266	820	7 .604
6. Jack Leggett, Clemson	34	1,264	716	1 .638
7. Mike Fox, North Carolina	30	1,233	415	5 .747
8. Pete Dunn, Stetson	34	1,228	792	3 .608
9. Paul Mainieri, LSU	31	1,179	625	7 .653
10. John Anderson, Minnesota	32	1,124	748	3 .600
Andy Lopez, Arizona	31	1,124	685	7 .621
12. Fred Hill, Rutgers	37	1,089	749	9 .592
13. Keith Guttin, Missouri St.	31	1,063	675	0 .612
14. Danny Hall, Georgia Tech	27	1,062	519	1 .672
15. Wayne Graham, Rice	22	997	400	0 .714

Paul Mainieri

- One of only five active coaches to have won a National Championship and 1,000 games
- One of only 11 active coaches to have won a National Championship
- One of only 14 active coaches to have won 1,000 games
- The second-winningest coach in LSU annals, trailing only Skip Bertman (870-330-3 from 1984-2001)

LSU under Mainieri

- Has produced a first-round draft selection in four of the past five seasons
- Has a 165-39 (.809) home record in the New Alex Box Stadium (2009-present)
- Has been in the Top 10 of a major poll for 34 consecutive weeks (35 including the preseason poll for 2014)
- Has achieved a No. 1 national ranking during four of the past five seasons
- Has won 16 of its last 20 SEC series, including eight straight SEC series on the road
- Has an 18-4 record in SEC Tournament games since 2008 with tournament titles in 2008, 2009, 2010 and 2013
- Has won 34 straight midweek non-conference games during the regular season



**2014 ABCA Hall of
Fame Inductee**

INTRODUCTION

CONTENTS

Introduction

4	2014 Schedule/Road Headquarters
5	2014 Roster/Pronunciation Guide
6	Facts About LSU
7	This is LSU Baseball
18	Alex Box Stadium
24	All Alex Box Stadium Teams
26	Louisiana State University
28	Academic Center
30	Academic Success
32	CHAMPS Program
34	Athletic Training
36	Strength and Conditioning Program
38	Media Spotlight
40	Prominent LSU Alumni
42	LSU Greats/Retired Jerseys
44	Wall of Honor
46	First-Team All-Americans
50	Tigers in the Major Leagues
57	LSU in the Major League Draft
59	LSU in the Olympics

Preview

60	2014 Outlook
63	LSU Depth Chart/Pre-Season Polls
65	SEC Opponents
67	Non-Conference Opponents

Tigers

71	Player Profiles
----	-----------------

Coaches

84	Head Coach Paul Mainieri
91	Pitching Coach Alan Dunn
92	Hitting Coach Javi Sanchez
93	Volunteer Coach Will Davis/ Operations Director Nolan Cain
94	Support Staff

Review

95	2013 Season Highlights
97	2013 Line Scores
100	2013 Results
101	2013 Final Cumulative Statistics
102	2013 Stats in SEC Games
103	2013 Analysis Stats
104	Career Stats of Departing Players
105	2013 Individual Honors/Final Polls
106	2013 Statistical Summary
108	2013 SEC Standings/Statistics

History

110	The Early History of LSU Baseball
112	The Skip Bertman Years (1984-2001)
115	LSU Lists of Note
117	The 1991 National Champions
120	The 1993 National Champions
123	The 1996 National Champions
126	The 1997 National Champions
129	The 2000 National Champions
132	The 2009 National Champions

Records

135	NCAA and SEC Statistical Champions
136	All-Time Statistical Leaders
138	Year-by-Year Statistical Leaders
140	All-Time Individual Records
142	All-Time Team Records
144	LSU Individual Honors
149	Television Appearances
151	NCAA Tournament Results
163	SEC Postseason Results
165	Outstanding Pitching Performances
166	LSU Varsity Lettermen
170	Year-by-Year W-L Records
171	All-Time Coaching Records
172	All-Time Series Records
173	All-Time Results

LSU

188	Board of Supervisors
189	LSU Chancellor/NCAA Faculty Rep
190	The Southeastern Conference
192	Tiger Baseball Alumni
193	Coaches Committee
195	Wally Pontiff Jr. Hall of Fame
196	Mike the Tiger
197	LSU Athletics Championship Tradition
198	Director of Athletics Joe Alleva
199	Athletics Administration
201	Sports Information Department
202	Media Information
203	LSU Sports TV Network
204	LSU Sports Radio Network
205	Athletics Staff History
206	www.LSUports.net
207	Tiger Athletic Foundation
208	LSU Sports Properties

The 2013 Tigers captured
LSU's fourth SEC tournament
title in six seasons.



The 2014 LSU Baseball Official Yearbook was produced by the LSU Sports Information Office on Mac Pro using Adobe® InDesign CS6 and Adobe® Photoshop CS6.

EDITOR:
ASSISTANT EDITORS:
LAYOUT & DESIGN:
COVER DESIGN:
PHOTOGRAPHY:

Bill Franques
Brandon Berrio, Jordan Bergeron
Krystal Bennett
Krystal Bennett
Steve Franz, Chris Parent, Hilary Scheinuk, Toby Valadie, Jennifer Abelson,
Brad Messina, Major League Baseball, Jim Zietz, Eddy Perez
Interstate Printing



/LSUbaseball
@LSUbaseball

The LSU Baseball Yearbook has been rated among the Top 6 college baseball publications in the nation in 16 of the past 21 seasons, and it has been voted No.1 on four occasions. The yearbook was named "Best in the Nation" in 2013, 2012, 1994 and 1993 by the College Sports Information Directors of America (CoSIDA) and the National Collegiate Baseball Writers Association. The publication ranked second in 1996, 1998, 2004 and 2008; third in 2003, 2010 and 2011; fourth in 1995, 1997 and 2009; fifth in 2001 and sixth in 1999. The covers of the 2003, 2009 and 2011 guides were also named "Best in the Nation" by CoSIDA.

February

14 (Fri.)	NEW ORLEANS	ALEX BOX STADIUM	7 p.m.
15 (Sat.)	at New Orleans	Metairie, La. (Zephyr Field)	2 p.m.
16 (Sun.)	GRAMBLING *	ALEX BOX STADIUM	4 p.m.
19 (Wed.)	at Southeastern Louisiana	Hammond, La.	6 p.m.
21 (Fri.)	VIRGINIA TECH	ALEX BOX STADIUM	7 p.m.
22 (Sat.)	TOLEDO	ALEX BOX STADIUM	6 p.m.
23 (Sun.)	TEXAS SOUTHERN	ALEX BOX STADIUM	3 p.m.
25 (Tue.)	LOUISIANA-LAFAYETTE	ALEX BOX STADIUM	6:30 p.m.
28 (Fri.)	YALE	ALEX BOX STADIUM	7 p.m.

March

1 (Sat.)	YALE	ALEX BOX STADIUM	2 p.m.
2 (Sun.)	YALE	ALEX BOX STADIUM	12 p.m.
4 (Tue.)	at Northwestern State	Natchitoches, La.	7 p.m.
5 (Wed.)	SACRED HEART	ALEX BOX STADIUM	6:30 p.m.
7 (Fri.)	PURDUE	ALEX BOX STADIUM	7 p.m.
8 (Sat.)	PURDUE	ALEX BOX STADIUM	6:30 p.m.
9 (Sun.)	PURDUE	ALEX BOX STADIUM	1 p.m.
11 (Tue.)	NICHOLLS STATE	ALEX BOX STADIUM	6:30 p.m.
12 (Wed.)	SOUTHERN	ALEX BOX STADIUM	6:30 p.m.
14 (Fri.)	at Vanderbilt	Nashville, Tenn.	6:30 p.m.
15 (Sat.)	at Vanderbilt	Nashville, Tenn.	2 p.m.
16 (Sun.)	at Vanderbilt	Nashville, Tenn.	1 p.m.
19 (Wed.)	SOUTH ALABAMA	ALEX BOX STADIUM	6:30 p.m.
21 (Fri.)	GEORGIA	ALEX BOX STADIUM	7 p.m.
22 (Sat.)	GEORGIA	ALEX BOX STADIUM	6:30 p.m.
23 (Sun.)	GEORGIA	ALEX BOX STADIUM	12 p.m.
25 (Tue.)	at Tulane	New Orleans, La.	6:30 p.m.
28 (Fri.)	at Florida	Gainesville, Fla.	6 p.m.
29 (Sat.)	at Florida	Gainesville, Fla.	6 p.m.
30 (Sun.)	at Florida	Gainesville, Fla.	12 p.m.

April

2 (Wed.)	McNEESE STATE	ALEX BOX STADIUM	6:30 p.m.
4 (Fri.)	MISSISSIPPI STATE	ALEX BOX STADIUM	7 p.m.
5 (Sat.)	MISSISSIPPI STATE	ALEX BOX STADIUM	6:30 p.m.

6 (Sun.)	MISSISSIPPI STATE	ALEX BOX STADIUM	1 p.m.
9 (Wed.)	LAMAR	ALEX BOX STADIUM	6:30 p.m.
11 (Fri.)	ARKANSAS	ALEX BOX STADIUM	7 p.m.
12 (Sat.)	ARKANSAS	ALEX BOX STADIUM	6:30 p.m.
13 (Sun.)	ARKANSAS	ALEX BOX STADIUM	1 p.m.
15 (Tue.)	Southern Mississippi +	Metairie, La. (Zephyr Field)	7 p.m.
17 (Thu.)	at Ole Miss	Oxford, Miss.	6:30 p.m.
18 (Fri.)	at Ole Miss	Oxford, Miss.	6:30 p.m.
19 (Sat.)	at Ole Miss	Oxford, Miss.	1:30 p.m.
22 (Tue.)	TULANE	ALEX BOX STADIUM	6:30 p.m.
25 (Fri.)	TENNESSEE	ALEX BOX STADIUM	7 p.m.
26 (Sat.)	TENNESSEE	ALEX BOX STADIUM	6:30 p.m.
27 (Sun.)	TENNESSEE	ALEX BOX STADIUM	12 p.m.
29 (Tue.)	ALCORN STATE	ALEX BOX STADIUM	6:30 p.m.

May

2 (Fri.)	at Texas A&M	College Station, Texas	6:35 p.m.
3 (Sat.)	at Texas A&M	College Station, Texas	2:05 p.m.
4 (Sun.)	at Texas A&M	College Station, Texas	1:05 p.m.
9 (Fri.)	ALABAMA	ALEX BOX STADIUM	7 p.m.
10 (Sat.)	ALABAMA	ALEX BOX STADIUM	6:30 p.m.
11 (Sun.)	ALABAMA	ALEX BOX STADIUM	1 p.m.
13 (Tue.)	NORTHWESTERN STATE	ALEX BOX STADIUM	6:30 p.m.
15 (Thu.)	at Auburn	Auburn, Ala.	6 p.m.
16 (Fri.)	at Auburn	Auburn, Ala.	6 p.m.
17 (Sat.)	at Auburn	Auburn, Ala.	1 p.m.
20-25	SEC Tournament	Hoover, Ala.	
May 30-June 1/2	NCAA Regional Tournament	Sites TBA	

June

6-8/7-9	NCAA Super Regional Series	Sites TBA
14-24/25	College World Series	Omaha, Neb.

All times are Central and subject to change
 * - Major League Baseball Urban Invitational
 +- Wally Pontiff Jr. Classic

ROAD HEADQUARTERS

Vanderbilt March 13-16

Marriott Vanderbilt
2555 West End Ave.
Nashville, TN 37203
615.321.1300

Florida March 27-30

Courtyard Marriott
3700 SW 42nd Street
Gainesville, FL 32608
352.335.9100

Ole Miss April 16-19

Inn at Ole Miss
120 Alumni Drive
University, MS 38677
479.571.4900

Texas A&M May 1-4

Hilton College Station
801 University Dr. East
College Station, TX 77840
979.693.7500

Auburn May 14-17

Hampton Inn
3000 Capps Way
Opelika, AL 36804
334.745.4311

SEC Tournament May 19-25

Wynfrey Hotel
1000 Riverchase Galleria
Birmingham, AL 35244
205.987.1600



2014 LSU Baseball Numerical Roster

NO.	NAME	POS.	B-T	HT.	WT.	CL.	EXP.	HOMETOWN (HIGH SCHOOL/PREVIOUS SCHOOL)
2	Tyler Moore	C/INF	L-R	6-0	213	Jr.	2L	Baton Rouge, La. (Dunham HS)
3	Kramer Robertson	INF	R-R	5-10	160	Fr.	HS	McGregor, Texas (Midway HS)
4	Cade Stone	OF	L-R	5-10	177	Fr.	HS	West Monroe, La. (West Monroe HS)
5	Chris Sciambra	OF	L-R	5-9	184	Jr.	2L	Baton Rouge, La. (Catholic HS)
6	Andrew Stevenson	OF	L-L	6-0	188	So.	1L	Youngsville, La. (St. Thomas More HS)
7	Sean McMullen	OF	L-L	5-8	188	Sr.	1L	Metairie, La. (Brother Martin HS/Delgado CC)
8	Alex Bregman	INF	R-R	6-0	190	So.	1L	Albuquerque, N.M. (Albuquerque Academy)
9	Mark Laird	OF	L-L	6-1	172	So.	1L	Monroe, La. (Ouachita Christian School)
10	Aaron Nola	RHP	R-R	6-1	196	Jr.	2L	Baton Rouge, La. (Catholic HS)
12	Hunter Devall	LHP	L-L	5-8	182	So.	1L	Clinton, La. (Centreville Academy)
13	Brady Domangue	RHP	R-R	6-0	160	Jr.	JC	Houma, La. (Vandebilt Catholic HS/LSU-Eunice)
14	Christian Ibarra	INF	R-R	5-7	190	Sr.	1L	La Puente, Calif. (South Hills HS/Rio Hondo College)
16	Jared Poche'	LHP	R-L	6-1	204	Fr.	HS	Lutcher, La. (Lutcher HS)
17	Jared Foster	OF	R-R	6-0	197	Jr.	2L	Lake Charles, La. (Barbe HS)
18	Dakota Dean	INF	L-R	6-1	200	Fr.	HS	Crestview, Fla. (Crestview HS)
20	Conner Hale	INF	R-R	6-2	191	Jr.	JC	New Port Richey, Fla. (Mitchell HS/State College of Fla.)
21	Joe Broussard	RHP	R-R	6-1	215	Jr.	2L	Gretna, La. (Holy Cross HS)
22	Kade Scivicque	C/1B	R-R	5-11	220	Jr.	JC	Maurepas, La. (Maurepas HS/SW Mississippi CC)
23	Jake Fraley	OF	L-L	6-0	190	Fr.	HS	Middletown, Del. (Caravel Academy)
24	Cody Glenn	LHP	L-L	6-4	195	Jr.	2L	Houston, Texas (Westbury Christian HS)
25	Jarret DeHart	OF	L-R	6-2	195	Fr.	HS	Medford, N.J. (Shawnee HS)
26	Chris Chinaea	C/1B	R-R	5-11	218	So.	1L	Miami, Fla. (Gulliver Prep School)
27	Danny Zardon	INF	R-R	6-1	182	Fr.	HS	Pembroke Pines, Fla. (American Heritage HS)
28	Kyle Bouman	LHP	R-L	5-11	221	Jr.	JC	Ferguson, Mo. (DeSmet Jesuit HS/Jefferson County CC)
29	Nate Fury	RHP	R-R	5-11	193	Sr.	1L	Harahan, La. (Rummel HS/Delgado CC)
32	Alden Cartwright	RHP	R-R	6-0	187	Fr.	HS	Baton Rouge, La. (Runnels HS)
33	Henri Faucheux	LHP	L-L	6-0	209	Jr.	JC	LaPlace, La. (Riverside Academy/Shelton State CC)
37	Jesse Stallings	RHP	R-R	6-2	205	Fr.	HS	Colfax, La. (Grant HS)
38	Troy Whitty	RHP	R-R	6-5	230	Fr.	HS	Easton, Mass. (Dexter School)
39	Kurt McCune	RHP	L-R	6-3	187	Sr.	3L	Norco, La. (Destrehan HS)
41	Andrew Mitchell	LHP	L-L	6-0	190	Fr.	HS	New Orleans, La. (Jesuit HS)
44	Mitch Sewald	RHP	R-R	6-6	218	So.	1L	Mandeville, La. (Rummel HS)
45	Russell Reynolds	RHP	R-R	6-1	191	So.	1L	Baton Rouge, La. (Parkview Baptist HS)
46	Parker Bugg	RHP	R-R	6-6	218	Fr.	HS	San Diego, Calif. (Rancho Bernardo HS)
49	Zac Person	LHP	L-L	6-1	185	Jr.	JC	Eunice, La. (Eunice HS/LSU-Eunice)
55	Hunter Newman	RHP	R-R	6-3	188	So.	1L	Bloomington, Ga. (Calvary Baptist School)
58	Chris Pelaez	LHP	L-L	6-0	175	Fr.	HS	Miami, Fla. (Florida Christian HS)

Coaching Staff

- 1 Paul Mainieri, Head Coach (Florida International, 1980 - 8th season at LSU)
- 34 Alan Dunn, Pitching Coach (Alabama-Birmingham, 1991 - 3rd season at LSU)
- 43 Javi Sanchez, Hitting Coach/Recruiting Coordinator (Notre Dame, 2004 - 7th season at LSU)
- 52 Will Davis, Volunteer Assistant Coach (LSU 2007 - 7th season at LSU)
- 53 Alex Edward, Undergraduate Assistant Coach
- Nolan Cain, Coordinator of Baseball Operations (LSU, 2009 - 1st season at LSU)
- Jeremy Phillips, Strength and Conditioning Coach (Georgia Tech, 2004 - 6th season at LSU)

Pronunciation Guide

Kyle Bouman	BOH-man
Chris Chinaea	chuh-NAY-uh
Brady Domangue	DOH-mang
Henri Faucheux	on-REE FOH-shay
Christian Ibarra	EE-bar-ah
Paul Mainieri	muh-NAIR-ee
Chris Pelaez	puh-LYE-ez
Zac Person	PIER-son
Jared Poche'	POH-shay
Javi Sanchez	HAH-vee
Kade Scivicque	suh-VICK
Chris Sciambra	SHAM-bruh
Mitch Sewald	SEE-walld
Danny Zardon	ZAR-doan



University Facts

Location:	Baton Rouge, La. (State Capital)
Founded:	1860
Enrollment:	29,865
Nickname:	Fighting Tigers
Colors:	Purple (PMS 267) and Gold (PMS 123)
Mascot:	Mike VI (Live Bengal Tiger)
Stadium:	Alex Box Stadium
Year Opened:	2009
Capacity:	10,326
Dimensions:	LF-330; LC-365; CF-405; RC-365; RF-330
Playing Surface:	Natural Grass
Conference:	Southeastern (Western Division)

University Administration

President/Chancellor:	Dr. F. King Alexander (St. Lawrence, '87)
Faculty Representative:	Dr. Bill DeMastes (Georgia, '79)

Athletics Department

Vice-Chancellor/AD:	Joe Alleva (Lehigh, '75)
Sr. Assoc. AD/Operations:	Verge Ausberry (LSU, '90)
Sr. Assoc. AD/Compliance, Planning:	Bo Bahnsen (LSU, '82)
Sr. Assoc. AD/SID:	Michael Bonnette (LSU, '93)
Sr. Assoc. AD/Business:	Mark Ewing (LSU, '78)
Sr. Assoc. AD/Student Services, SWA:	Miriam Segar (LSU, '94)
Sr. Assoc. AD/Internal Affairs, Development:	Eddie Nunez (Florida, '98)
Sr. Assoc. AD/Facility & Grounds:	Ronnie Haliburton (LSU, '90)
Assoc. AD/Ticket Manager:	Brian Broussard (LSU, '93)
Assoc. AD/Facilities, Proj. Development:	Emmett David (LSU, '82)
Assistant AD/Fiscal Operations:	Neal Lamonica (LSU, 1998)
Assistant AD/Marketing:	Matt Shanklin (UNCW, 1988)

Sports Information

Senior Associate AD/SID:	Michael Bonnette (LSU, '93)
Senior Associate SID (Baseball):	Bill Franques (LSU, '85)
Senior Associate SID:	Kent Lowe (LSU-Shreveport, '79)
Associate SID:	Matt Dunaway (UCF, '05)
Associate SID:	Will Stafford (LSU, '06)
Associate SID:	Jake Terry (LSU, '08)
Publications Director:	Krystal Bennett (LSU, '06)
Graphic Design Coordinator:	Hannah Brinks (Alabama, '11)
Graphic Design Coordinator:	Stephanie Lyles (LSU, '10)
Photography Coordinator:	Steve Franz (LSU, '93)
Administrative Secretary:	Pam LeBlanc

LSU Sports Radio Network

Director of Broadcasting:	Jim Hawthorne (Northwestern St., '67)
---------------------------	---------------------------------------

LSU Sports Television Network

Director of Television:	Kevin Wagner (LSU, '80)
Assistant Director:	John Schiebe (Oklahoma St., '86)
Television Producer:	Dave Landry (LSU, '90)

LSUsports.net

Director of Digital Media:	Todd Politz (LSU, '99)
----------------------------	------------------------

Ticket Office

Phone/Toll-Free	225.578.2184	1-800-960-8587
Fax/E-mail	225.578.3344	tickets@lsu.edu

Baseball Facts

Baseball Office:	225.578.4148
(Fax)	225.578.4066
Press Box:	225.578.4149
E-Mail:	vrobort@lsu.edu
Head Coach:	Paul Mainieri
Alma Mater:	Florida International, 1980
LSU Record:	315-133-2 (.702, seven seasons)
Career Record:	1179-625-7 (.653, 31 seasons)

Coaching Staff

POSITION	NAME	ALMA MATER	YEAR AT LSU
Head Coach	Paul Mainieri	Florida International, 1980	8th
Pitching Coach	Alan Dunn	UAB, 1991	3rd
Hitting Coach	Javi Sanchez	Notre Dame, 2004	7th
Volunteer Coach	Will Davis	LSU, 2007	7th
Coord. of Operations	Nolan Cain	LSU, 2009	1st
Strength Coach	Jeremy Phillips	Georgia Tech, 2004	6th




Support Staff

Academic Counselor	Becca Hubbard
Trainer	Cory Couture
Student Trainers	Laura McKowen, Josh Walker
Equipment Managers	Shay Dubois, Andre Legrand, Paul Marcello, Spencer Lightfoot, Tanner Watson, Evan Tageant
Groundskeepers	Eric Fasbender, Martin Volz
Secretary	Virginia Robertson
Student Secretaries	Kelsey Schexnayder, Andrea Paulson

LSU All-Time W-L-T Record: 2343-1486-23 (.611; beginning in 1893)

NCAA Championships:	6 (1991, 1993, 1996, 1997, 2000, 2009)
College World Series Appearances:	16 (1986, '87, '89, '90, '91, '93, '94, '96, '97, '98, 2000, '03, '04, '08, '09, '13)
College World Series Record:	35-22 (.614)
NCAA Tournament Record:	132-51 (.721)
NCAA Regional Titles:	20 (1986, '87, '89, '90, '91, '93, '94, '96, '97, '98, '99, 2000, '01, '02, '03, '04, '08, '09, '12, '13)
NCAA Regional Appearances:	26 (1975, '85, '86, '87, '89, '90, '91, '92, '93, '94, '95, '96, '97, '98, '99, 2000, '01, '02, '03, '04, '05, '08, '09, '10, '12, '13)
NCAA Regional Record:	83-19 (.814)
NCAA Super Regional Titles:	6 (2000, '03, '04, '08, '09, '13)
NCAA Super Regional Appearances:	10 (1999, 2000, '01, '02, '03, '04, '08, '09, '12, '13)
NCAA Super Regional Record:	14-10 (.583)
SEC Championships:	15 (1939, '43, '46, '61, '75, '86, '90, '91, '92, '93, '96, '97, 2003, '09, '12)
SEC Western Division Championships:	17 (1961, '75, '85, '92, '93, '94, '96, '97, '98, 2000, '01, '03, '05, '08, '09, '12, '13)
SEC Record:	886-726-5 (.549)
SEC Tournament Championships:	10 (1986, '90, '92, '93, '94, 2000, '08, '09, '10, '13)
SEC Tournament Record:	68-38 (.642)
2013 Record/SEC Record	57-11/23-7
Lettermen Returning/Lost:	18/15
Players w/Starting Exp. Ret./Lost:	9/7
Pitchers Returning/Lost:	9/8



The 2009 Tigers won 15 of their final 16 games en route to the National Championship.

A PROGRAM OF EXCELLENCE

Paul Mainieri, the 2008 and 2009 National Coach of the Year, begins his eighth season in 2014 as the head coach of the LSU Fighting Tigers. Mainieri, who directed Notre Dame to 533 wins and nine NCAA Tournament appearances in 12 seasons (1995-2006), was named on June 28, 2006 as LSU's 25th baseball coach. He stated on that day that his goal was "to return LSU to the pinnacle position in college baseball." He and his staff took an immediate first step toward that objective by signing the nation's No. 1 recruiting class. In just his second season in Baton Rouge, Mainieri guided the Tigers to the 2008 College World Series. En route to the CWS, the Tigers won SEC Western Division and SEC Tournament titles, and LSU established a conference-record 23-game win streak from April 22-June 1. Then in 2009, Mainieri did indeed return the Tigers to the "pinnacle position" as LSU won the national championship with an 11-4 victory over Texas in Game 3 of the College World Series Finals. The seven-season Paul Mainieri Era at LSU has produced one national championship, three CWS appearances, four NCAA Regional titles, two SEC regular-season championships, four SEC Western Division crowns and four SEC Tournament titles.

PROLIFIC PLAYERS



Ben McDonald

1989 National Player of the Year
2008 College Baseball Hall of Fame Inductee



Lloyd Peever

1992 National Player of the Year



Todd Walker

1993 & 1994 First Team All-American
2009 College Baseball Hall of Fame Inductee



Brett Laxton

1993 National Freshman of the Year



Russ Johnson

1994 SEC Player of the Year



Eddy Furniss

1998 National Player of the Year
2010 College Baseball Hall of Fame Inductee



Mike Fontenot

2000 National Freshman of the Year



Lane Mestepey

2001 National Freshman of the Year



Aaron Hill

2003 SEC Player of the Year



Jon Zeringue

2004 SEC Player of the Year



Louis Coleman

2009 SEC Pitcher of the Year



Raph Rhymes

2012 SEC Player of the Year

LSU Year-by-Year Team Batting Statistics (since 1984)

YEAR	(W-L-T)	G	AB	R	H	2B	3B	HR	RBI	SB-ATT	SLG	OBP	AVG
1984	(32-23-0)	55	1606	309	443	76	20	51	263	92-139	.443	NA	.276
1985	(41-18-0)	59	1883	412	557	102	17	63	343	108-145	.468	NA	.296
1986	(55-14-0)	69	2272	542	696	135	27	83	455	153-188	.499	NA	.306
1987	(49-19-0)	68	2178	509	619	104	18	76	434	156-208	.453	.425	.284
1988	(39-21-0)	60	1823	390	490	92	19	41	331	69-104	.408	.443	.269
1989	(55-17-0)	72	2424	566	723	144	26	62	494	113-142	.456	.461	.298
1990	(54-19-0)	73	2480	587	807	156	27	63	515	95-135	.486	.470	.325
1991	(55-18-0)	73	2366	547	488	138	18	85	488	84-123	.478	.446	.297
1992	(50-16-0)	66	2261	509	681	132	17	67	438	125-159	.464	.447	.301
1993	(53-17-1)	71	2385	603	737	152	37	85	527	122-151	.511	.414	.309
1994	(46-20-0)	66	2273	504	659	124	15	87	439	116-142	.473	.394	.290
1995	(47-18-0)	65	2259	506	680	146	21	81	458	95-128	.492	.397	.301
1996	(52-15-0)	67	2384	648	759	143	18	131	585	99-120	.558	.419	.318
1997	(57-13-0)	70	2509	673	791	146	11	188	632	71-99	.607	.412	.315
1998	(48-19-0)	67	2314	583	692	132	12	157	542	64-85	.570	.409	.299
1999	(41-24-1)	66	2317	556	699	122	14	104	502	77-101	.501	.406	.302
2000	(52-17-0)	69	2542	652	864	194	16	96	598	73-94	.542	.432	.340
2001	(44-22-1)	67	2372	574	754	137	10	98	514	90-115	.508	.417	.318
2002	(44-22)	66	2333	441	705	123	20	65	410	71-90	.456	.378	.302
2003	(45-22-1)	68	2461	524	777	147	19	85	477	59-78	.495	.386	.316
2004	(46-19)	65	2376	515	791	144	15	79	472	44-57	.506	.400	.333
2005	(40-22)	62	2223	437	660	133	14	80	397	37-49	.477	.379	.297
2006	(35-24)	59	1966	342	564	107	18	61	307	40-55	.453	.368	.287
2007	(29-26-1)	56	1844	278	472	81	13	40	250	63-93	.379	.331	.256
2008	(49-19-1)	69	2485	538	761	148	28	100	488	95-120	.509	.382	.306
2009	(56-17)	73	2486	575	783	141	19	107	532	114-156	.516	.405	.315
2010	(41-22)	63	2264	497	723	124	24	78	453	75-104	.499	.406	.319
2011	(36-20)	56	1861	388	563	106	13	34	345	84-119	.428	.383	.303
2012	(47-18)	65	2209	397	630	106	12	42	368	41-74	.401	.368	.285
2013	(57-11)	68	2366	439	722	128	16	47	394	54-80	.432	.389	.305

IMPRESSIVE ACCOLADES

United States Olympic Head Coach

Skip Bertman - 1996 Bronze Medal Team

United States Olympic Medalists

RHP Kurt Ainsworth - 2000 Gold Medal
 2B Warren Morris - 1996 Bronze Medal
 SS Jason Williams - 1996 Bronze Medal
 RHP Ben McDonald - 1988 Gold Medal

National Coach of the Year

Skip Bertman - 1986, 1991, 1993, 1996, 1997, 2000
 Paul Mainieri - 2008, 2009

National Player of the Year

RHP Ben McDonald - 1989
 RHP Lloyd Peever - 1992
 1B Eddy Furniss - 1998

National Freshman of the Year

2B Todd Walker - 1992
 RHP Brett Laxton - 1993
 2B Mike Fontenot - 2000
 LHP Lane Mestepey - 2001
 SS Alex Bregman - 2013

**Southeastern Conference Player/
Pitcher of the Year**

2B Todd Walker - 1993
 SS Russ Johnson - 1994
 1B Eddy Furniss - 1996
 SS Aaron Hill - 2003
 OF Jon Zeringue - 2004
 RHP Louis Coleman - 2009
 OF Raph Rhymes - 2012
 RHP Aaron Nola - 2013

**24 First-Team All-Americans in the
Past 26 Seasons**

LSU had in 2013 three first-team All-Americans - 1B Mason Katz, SS Alex Bregman and RHP Aaron Nola.

63 Major League Players

LSU has produced 49 big-leaguers since 1987, including MLB All-Stars Albert Belle, Paul Byrd, Brian Wilson, Brad Hawpe and Aaron Hill.



Paul Mainieri and the '09 National Champions visited the U.S. Capitol and other Washington, D.C. landmarks on September 30, 2009.

LSU Year-by-Year Team Pitching Statistics (since 1984)

YEAR	(W-L-T)	G	IP	CG	SHO	SV	H	R	ER	BB	SO	OBA	ERA
1984	(32-23-0)	55	433.0	12	3	10	439	272	199	206	359	.259	4.13
1985	(41-18-0)	59	484.2	10	3	9	452	273	221	245	442	.247	4.11
1986	(55-14-0)	69	579.0	10	5	17	511	303	245	291	541	.236	3.81
1987	(49-19-0)	68	577.1	13	8	14	502	266	197	223	552	.235	3.07
1988	(39-21-0)	60	497.2	20	1	11	437	262	199	292	519	.236	3.60
1989	(55-17-0)	72	629.0	10	5	20	546	326	254	278	655	.231	3.63
1990	(54-19-0)	73	630.1	13	5	12	631	324	264	249	555	.258	3.77
1991	(55-18-0)	73	621.0	5	6	19	613	330	253	259	626	.255	3.67
1992	(50-16-0)	66	574.2	9	3	12	508	261	222	185	518	.238	3.48
1993	(53-17-1)	71	620.0	15	7	7	586	318	257	246	511	.249	3.73
1994	(46-20-0)	66	589.2	6	1	13	567	356	295	274	520	.253	4.50
1995	(47-18-0)	65	579.0	9	4	10	517	323	261	245	623	.239	4.06
1996	(52-15-0)	67	601.0	8	10	13	549	283	226	233	635	.241	3.38
1997	(57-13-0)	70	621.0	7	3	13	653	380	319	206	682	.266	4.62
1998	(48-19-0)	67	588.1	5	4	14	613	365	287	232	646	.265	4.39
1999	(41-24-1)	66	580.0	8	2	12	651	402	329	212	591	.281	5.11
2000	(52-17-0)	69	619.2	4	6	16	661	375	305	241	574	.272	4.43
2001	(44-22-1)	67	595.2	6	2	12	640	388	314	279	446	.274	4.74
2002	(44-22)	66	589.2	14	5	7	621	309	224	179	472	.271	3.42
2003	(45-22-1)	68	602.2	7	3	12	614	330	283	194	515	.264	4.23
2004	(46-19)	65	581.1	8	4	7	624	293	237	163	401	.274	3.67
2005	(40-22)	62	557.0	8	3	14	566	296	239	176	428	.264	3.86
2006	(35-24)	59	521.2	2	4	13	581	334	292	208	426	.282	5.04
2007	(29-26-1)	56	492.2	2	0	15	583	330	279	169	421	.294	5.10
2008	(49-19-1)	69	626.1	2	3	16	638	340	286	201	554	.266	4.11
2009	(56-17)	73	644.1	3	4	22	631	319	288	186	679	.257	4.02
2010	(41-22)	63	568.0	1	1	17	626	379	351	227	472	.282	5.56
2011	(36-20)	56	490.0	3	4	9	459	252	225	166	396	.248	4.13
2012	(47-18)	65	592.0	2	7	13	547	242	214	160	573	.246	3.25
2013	(57-11)	68	622.2	5	9	16	488	195	166	172	506	.218	2.40

Paul Mainieri and the 2009 National Champions met with Vice President Joe Biden in the White House when the team toured Washington, D.C. on September 30, 2009.

SIX

NCAA Championships won by the LSU Tigers

1991, 1993, 1996, 1997, 2000, 2009

LSU is one of only three schools to win six national titles in the 67-year history of the CWS. The other schools are Southern California (12 titles) and Texas (6).

LSU has claimed its six CWS titles in the past 23 years. Southern Cal has one national title in the past 35 years; Texas has won three CWS titles in the past 31 seasons.

15

Southeastern Conference championships claimed by LSU, including an unprecedented four in a row from 1990-93

1939, 1943, 1946, 1961, 1975, 1986, 1990, 1991, 1992, 1993, 1996, 1997, 2003, 2009, 2012



Paul Mainieri Leads LSU to 2009 National Title

LSU coach Paul Mainieri, a Miami, Fla. native, has 1,179 career victories, as he directed the baseball programs at St. Thomas University (1983-88), Air Force (1989-94) and Notre Dame (1995-2006) prior to arriving at LSU in June 2006. Mainieri's overall head coaching record is 1179-625-7 (.653) in 31 collegiate seasons, and he has a 315-133-2 (.702) mark in seven seasons at LSU. He is the Tigers' second-winningest coach, trailing only Skip Bertman (870-330-3 from 1984-2001).

Mainieri, in just his third season at LSU, directed the 2009 Tigers to the College World Series title, posting a 56-17 overall record, including a 10-1 mark in NCAA Tournament competition.

Mainieri earned 2009 National Coach of the Year recognition from Collegiate Baseball, Baseball America, Rivals.com and the American Baseball Coaches Association.

The Tigers defeated Texas in the CWS Championship Finals to win the national title, LSU's sixth CWS championship and its first since 2000. Mainieri also guided his squad to the 2009 Southeastern Conference regular-season and tournament titles.

LSU played host to the NCAA Baton Rouge Regional, where the Tigers defeated Southern, Baylor and Minnesota to set up a Super Regional matchup versus Rice in Alex Box Stadium. LSU swept two games from the Owls, earning a berth to the CWS for the second straight season and for the 15th time in school history.

The Tigers defeated Virginia in their CWS opener and recorded two wins over Arkansas to advance to the CWS Championship Finals versus Texas. Trailing 6-4 in the ninth inning of Game 1, the Tigers staged a dramatic two-run rally and eventually prevailed, 7-6, in 11 innings. The Longhorns posted a 5-1 win in Game 2; however, LSU overwhelmed UT, 11-4, in the deciding game to claim the NCAA championship trophy.

CWS Appearances in the Mainieri Era

Along with the 2009 national title, Mainieri has guided LSU to CWS appearances in 2013 and 2008.

The 2013 Tigers' 57 victories matched the SEC single-season record, and LSU posted the nation's best winning percentage (57-11, .838). The Tigers also established a school record with 23 SEC regular-season victories.

LSU won the 2013 SEC Western Division and SEC Tournament championships and was the NCAA Tournament No. 4 National Seed.

The Tigers played host to and won both the NCAA Regional and Super Regional and earned the 16th CWS berth in school history. LSU, which played in Omaha's three-year-old TD Ameritrade Park for the first time, placed seventh in the CWS after dropping consecutive games to UCLA and North Carolina. LSU completed the season ranked No. 5 by Baseball America, marking the Tigers' fourth Top 10 finish in six seasons.

For the first time in school history, LSU produced three first-team All-Americans in one season - senior first baseman Mason Katz, sophomore pitcher Aaron Nola and freshman shortstop Alex Bregman. Nola was voted SEC Pitcher of the Year and Bregman SEC Freshman of the Year by the league coaches.

Mainieri was a finalist for the 2013 Skip Bertman National Coach of the Year award, and a school-record nine Tigers were selected in the '13 Major League Baseball Draft.

Mainieri was named 2008 National Coach of the Year by Rivals.com after guiding the '08 Tigers to the College World Series in just his second season at the helm of the program.

The Tigers finished the season ranked sixth in the nation by Collegiate Baseball, Baseball America and ESPN/USA Today. LSU (49-19-1), picked to finish fifth in the SEC Western Division in the '08 preseason coaches' poll, won 26 of its final 29 games, including a conference-record 23-game win streak that saw LSU claim the SEC Western Division title, the SEC Tournament championship and the NCAA Baton Rouge



Skip Bertman (right) accepts the 1997 Louisville Slugger national championship trophy with former LSU President Dr. William Jenkins.

Regional championship.

LSU's 23-game surge ended with a loss to UC Irvine in Game 1 of the NCAA Baton Rouge Super Regional, but the Tigers won the next two games over the Anteaters to advance to the College World Series for the 14th time in school history and for the first time since 2004.

LSU placed fifth in Omaha with a 1-2 record, marking the Tigers' first Top 5 CWS finish since the 2000 squad claimed the national title.

The Skip Bertman Era (1984-2001)

Skip Bertman is LSU's all-time winningest coach, as he compiled an 870-330-3 (.724) record in 18 seasons (1984-2001). Bertman, the National Coach of the Year in 1986, 1991, 1993, 1996, 1997 and 2000, and the 1996 United States Olympic head coach, guided the Tigers to five national championships (1991, 1993, 1996, 1997, 2000) and 11 College World Series appearances (1986, '87, '89, '90, '91, '93, '94, '96, '97, '98, '00). Under Bertman, LSU finished in the Top 7 in the national polls in 12 of his final 16 seasons.

Bertman was a member of the inaugural class of the College Baseball Hall of Fame that was inducted in July 2006. He is one of only three coaches to have won five College World Series titles. Southern Cal's Rod Dedeaux won 10 CWS crowns from 1958-78, and Augie Garrido has captured five championships with two schools (Cal State Fullerton, 1979, '84, '95; Texas, 2002, '05).

National Titles Under Bertman (1991, 1993, 1996, 1997, 2000)

In 1991, Skip Bertman led LSU to its first national championship with a record-setting performance at the CWS. The Tigers defeated Wichita State, 6-3, in the title game and established Series marks for home runs (nine), runs per game (12), slugging percentage (.603) and fielding percentage (.993).

The '91 Tigers became the first team since Miami (Fla.) in 1982 to win the national championship without a loss in the NCAA Tournament – LSU was undefeated in the NCAA South Regional (4-0) and in the CWS (4-0).

In 1993, LSU won its second NCAA title in three years with an 8-0 victory over Wichita State in the CWS final. The 1993 Tigers also captured the Southeastern Conference title, as LSU became the first SEC school to win the league championship in four consecutive seasons (1990-93).

The '93 squad, in the 100th anniversary season of LSU Baseball, began the year ranked No. 1 in the preseason polls. A century of baseball excellence was culminated as the Tigers claimed the CWS crown, posting a final record of 53-17-1.

LSU claimed its third national championship of the 1990s in 1996 when second baseman Warren Morris belted a two-run homer in the bottom of the ninth inning to lift the Tigers to a thrilling 9-8 College World Series title game win over Miami (Fla.). The '96 Tigers were one of the most prolific

Warren Morris' two-out ninth-inning home run to defeat Miami in the 1996 College World Series title game was named the "Showstopper of the Year" at the ESPY Awards.

862,298
473,298

LSU's total attendance figure in Alex Box Stadium during the 2013 season. LSU ranked first in the nation in attendance for the 18th straight year.

The 1975 Tigers earned LSU's first NCAA Tournament berth.

.721

LSU has the nation's highest all-time NCAA Tournament winning percentage (.721) and the seventh-highest all-time CWS winning percentage (.614).

188

Home runs by the Tigers in their 1997 National Championship season

The total established an NCAA record, shattering the previous mark of 161 set in 1988 by Brigham Young. LSU hit at least one home run in all 70 of its 1997 games.



offensive teams in Southeastern Conference history, establishing league records for home runs (131), runs scored (648), RBI (549) and total bases (1,331).

LSU won its fourth NCAA title in June, 1997, as the Tigers overwhelmed Alabama, 13-6, in the College World Series final. LSU became the first school to win back-to-back national championships since Stanford in 1987-88. The Tigers completed the year with a 57-13 mark, setting the Southeastern Conference record for most single-season victories. The Tigers also established the NCAA record for single-season home runs, as LSU unloaded a remarkable 188 round-trippers en route to the national championship. LSU joined Southern California (six titles in the 1970s) as the only schools to win four CWS crowns in one decade.

Bertman directed LSU to its fifth national title in 2000, as the Tigers recorded a 52-17 mark, including a perfect 13-0 post-season record. LSU won the SEC Tournament with four straight wins, and the Tigers raced to a 9-0 mark in the NCAA Tournament. The Tigers captured the national title with a thrilling 6-5 win over Stanford in the CWS championship game, as LSU scored four runs in the last two innings to overcome a 5-2 deficit. Catcher Brad Cresse's RBI single in the bottom of the ninth inning drove home shortstop Ryan Theriot with the winning run.

The 2000 squad was Bertman's most productive offensive team, setting a school record for team batting average with a .340 mark. The Tigers also established Southeastern Conference records for hits (864) and doubles (194). For the fifth

time, Bertman was voted National Coach of the Year by Collegiate Baseball magazine.

More CWS Teams

1986, 1987, 1989, 1990, 1994, 1998, 2003, 2004

The Tigers' 16 total CWS appearances have come since 1986 – LSU is one of only 10 schools to have made at least 16 CWS trips since the Series began in 1947. The Tigers have the seventh-highest all-time CWS winning percentage (minimum 20 games). LSU has a 35-22 (.614) World Series mark.

LSU has the highest all-time NCAA Tournament winning percentage (.721) with a 132-51 record. The Tigers have a 37-9 record in championship rounds of NCAA postseason play.

LSU made its first CWS appearance in 1986, when the Tigers finished fifth with a 1-2 record. LSU lost its CWS debut, 4-3, to Loyola-Marymount before rebounding with its first Series win, an 8-4 triumph over Maine. The Tigers were then eliminated by defending CWS champion Miami (Fla.), 4-3.

LSU returned to Omaha in 1987, marking the first time a Southeastern Conference team made back-to-back CWS appearances. The Tigers placed fourth in '87 with a 2-2 mark, as LSU was eliminated when Stanford's Paul Carey sent a Ben McDonald pitch over the left-field wall with the bases loaded in the 10th inning to give the Cardinal a 6-5 win.

In 1989, after an incredible two-game sweep of top-ranked Texas A&M – the Aggies entered the regional final round with a 58-5 record – in the NCAA Central Regional at College Station, Texas, LSU joined the CWS field, placing in a tie for third with a 2-2 record.

In 1990, the Tigers again emerged from an NCAA regional tournament losers' bracket to earn a CWS berth, as LSU captured the South I Regional at Baton Rouge with two scintillating one-run wins over Southern California. LSU finished in a tie for third at the '90 CWS, recording a 2-2 mark in the summer classic.

In 1994, LSU became the first defending national champion to return to the CWS since



Eddy Furniss claimed the 1998 Dick Howser Award as college baseball's most outstanding player.

Stanford accomplished the feat in 1988. The Tigers earned the CWS berth with four straight wins in the NCAA South Regional at Baton Rouge, including a thrilling 12-10 triumph over Southern California in the regional final. However, for the first time in its CWS history, LSU went "two-and-out" in Omaha, as the Tigers dropped consecutive decisions to Florida State and Cal State-Fullerton.

The 1998 LSU squad earned the Tigers' seventh CWS berth of the '90s. LSU defeated Southern California (12-10) and Mississippi State (10-8) in its first two CWS games, increasing the Tigers' Series winning streak to 10 games over three years. However, LSU suffered back-to-back losses to Southern Cal (5-4 and 7-3), and the Trojans advanced to the national championship game, where they defeated Arizona State.

LSU's 2003 SEC Championship club earned the school's first CWS trip since 2000. The Tigers played host to an NCAA Regional for the 14th straight year, as the Tigers won the tournament with a thrilling 9-8, 11-inning victory over North Carolina-Wilmington in the final game. LSU then entertained Baylor in NCAA Super Regional play, defeating the Bears in two of three games to advance to the CWS. LSU failed to win a game in Omaha as the Tigers were defeated by Cal State Fullerton (8-2) and South Carolina (11-10).

LSU played host in 2004 to an NCAA Regional for the 15th straight season, winning the tournament with consecutive victories over Army, Southern Mississippi and College of Charleston. The Tigers then played host to an NCAA Super Regional for the third time in five years, defeating Texas A&M in a best two-of-three series to earn a berth in the CWS. LSU was eliminated from the CWS in two games, as the Tigers dropped decisions to Miami (Fla.) and South Carolina.



Ben McDonald received the 1989 Golden Spikes Award as the nation's best amateur baseball player.



SEC Championships

1939, 1943, 1946, 1961, 1975, 1986, 1990, 1991, 1992, 1993, 1996, 1997, 2003, 2009, 2012

LSU captured its 15th Southeastern Conference title in 2012, surpassing Alabama for the most championships in league history. LSU won six SEC championships in the 1990s, (1990-91-92-93-96-97) including an unprecedented four in a row from 1990-93. The Tigers' other SEC titles came in 1939, '43, '46, '61, '75, '86, 2003 and 2009.

LSU has finished either first or second in the overall conference standings in 16 of the past 25 years. LSU has also won 10 SEC Tournament crowns (1986, '90, '92, '93, '94, 2000, 2008, 2009, 2010, 2013).

In 1993, LSU became the only school in Southeastern Conference history to win four straight league titles. The '93 Tigers, who registered an 18-8-1 SEC mark, clinched the overall championship by winning the SEC Western Division Tournament title in Alex Box Stadium. LSU defeated Mississippi State, 7-3, in the final game after battling out of the tournament losers' bracket.

Individual Honors

Former LSU pitcher Ben McDonald, a right-hander from Denham Springs, La., capped a magnificent 1989 season by receiving the Golden Spikes Award, given by the United States Baseball Federation to the nation's most outstanding amateur player.

McDonald, who set an LSU career mark with 373 Ks, established Southeastern Conference standards for single-season strikeouts (202), innings pitched (152.1) and consecutive scoreless innings (44.2). A two-time All-American and a

Ray Wright's brilliant catch prevented a Stanford home run in the 2000 College World Series championship game.

21

The Tigers have played host to an NCAA Regional 21 times since 1986, including 20 of the past 24 seasons.

LSU has a 72-14 (.837) mark in NCAA Regional games at home and an 13-5 (.722) record in NCAA Super Regional contests in Alex Box Stadium.

LSU has an 97-29 (.770) overall mark in NCAA Regional and Super Regional contests (83-19 in regionals, 14-10 in super regionals).

LSU first qualified for NCAA regional play in 1975, when the Tigers posted a 1-2 mark at the South Regional in Starkville, Miss.

Lyle Mouton (21), catcher Gary Hymel (right) and the Tigers won LSU's first NCAA championship in 1991 with a victory over Wichita State in the CWS.

35

The Tigers have won more College World Series games (35) than any other SEC school.

South Carolina is second among league schools with 32 CWS triumphs. LSU has the most CWS appearances (16) among SEC squads; South Carolina is second with 11 all-time CWS berths.

The 1997 Tigers produced an SEC-record 57 wins en route to the CWS title.



1988 Olympic gold medalist, he finished his LSU career with a 29-14 record and a 3.24 ERA. He was inducted into the College Baseball Hall of Fame at Lubbock, Texas in July 2008.

Lloyd Peever, a right-handed pitcher from Stonewall, Okla., was named the 1992 National Player of the Year by Collegiate Baseball magazine. Peever, one of nine finalists for the 1992 Golden Spikes Award, was named first-team All-America by Collegiate Baseball, Baseball America and the American Baseball Coaches Association. Peever, a 2011 inductee into the LSU Athletic Hall of Fame, finished the season with a 14-0 record and a 1.98 ERA in 104.2 innings, and he became the first SEC pitcher to post 14 straight wins in one year.

LSU first baseman Eddy Furniss culminated a sterling four-year career by receiving the 1998 Dick Howser Trophy as college baseball's most outstanding player. Furniss, a 2007 inductee into

the LSU Athletic Hall of Fame and a 2010 inductee into the College Baseball Hall of Fame, finished his career as the SEC's all-time leader in hits (352), home runs (80), RBI (308), doubles, (87) and total bases (689). In NCAA annals, Furniss finished his career No. 3 all-time in total bases, No. 4 in home runs and doubles, and No. 5 in RBI. The Nacogdoches, Texas, native -- who posted a .371 lifetime batting average -- hit .403 in 1998 with 27 doubles, three triples, 28 homers, 85 runs and 76 RBI.

Todd Walker was voted in 1996 as the second baseman on the College World Series All-Time Team by the readers of the Omaha World-Herald. Walker, a 2009 inductee into the College Baseball Hall of Fame, completed a brilliant three-year LSU career in 1994 as he became the SEC's all-time leader in hits (310), runs (234), RBI (246) and total bases (557). Walker, a native of Bossier City, La., was a 1994 finalist for the Golden Spikes





Aaron Hill, the 2003 SEC Player of the Year, was named to the 2009 American League All-Star team as a member of the Toronto Blue Jays.


Award and the Smith Award, as he batted .393 with 18 homers and 68 RBI. A consensus '94 All-American, he was also named the Most Outstanding Player of the NCAA South Regional, and he was selected to the College World Series All-Tournament team. Walker finished his career as LSU's all-time leader in hits, runs, RBI, total bases, home runs (52), doubles (61), triples (15) and batting average (.396). He was inducted into the LSU Athletic Hall of Fame in 2006.

International Baseball

LSU has established an outstanding international reputation with representatives on U.S. Olympic squads in 1988, 1992, 1996 and 2000. Skip Bertman served as the head coach of the United States Olympic team in 1996, directing the Americans to the bronze medal in Atlanta. As the USA Baseball head coach for two summers (1995 and '96), Bertman guided the U.S. to an incredible 71-11 record (.866 winning percentage), culminating his tenure with a victory over Nicaragua for the 1996 Olympic bronze medal.

In 1995, Bertman led the United States to an unprecedented four-game sweep of Cuba, the reigning World and Olympic champion, and the squad ended its summer tour on a 21-game win streak, the longest in the history of USA Baseball. The '96 U.S. team added to the streak by winning its first 18 games before dropping a 5-1 decision to Cuba on June 29.

LSU second baseman Warren Morris and shortstop Jason Williams were two of the '96 Olympic team's brightest stars as the starting middle infielders. Morris was the Americans' leading hitter in the Olympics, batting .409 in nine games with five homers, one double, 11 RBI and 10 runs. Williams batted .367 in the Olympics with three homers, nine RBI and 10 runs.



Bertman also served as the pitching coach of the 1988 U.S. Olympic team which captured a gold medal in Seoul. The '88 squad featured LSU pitcher Ben McDonald, who posted two Olympic victories. LSU pitcher Rick Greene was a member of the '92 Olympic team which competed in Barcelona, but fell short of earning a medal. LSU pitcher Kurt Ainsworth helped lead the U.S. to the gold medal at the 2000 Olympics in Sydney. Ainsworth pitched the Americans to wins over Holland and Australia en route to the Olympic title.

Todd Walker (right), pictured with former LSU coach Skip Bertman, was inducted into the College Baseball Hall of Fame in July 2009.

63

Sixty-three former LSU players have played major league baseball, including 49 big-leaguers (28 pitchers, 21 position players) since 1987. The former Tigers include MLB All-Stars Albert Belle, Paul Byrd, Brian Wilson, Aaron Hill and Brad Hawpe.



Former LSU star Brad Hawpe helped lead the Colorado Rockies to the 2007 National League pennant.



A school-record 11,401 fans packed Alex Box Stadium, Skip Bertman Field to watch the Tigers clinch a berth in the 2013 College World Series with an NCAA Super Regional win over Oklahoma.

USA

LSU has established an outstanding international reputation with representatives on U.S. Olympic squads:

- Ben McDonald - 1988
- Rick Greene - 1992
- Skip Bertman - 1988, 1996
- Warren Morris - 1996
- Jason Williams - 1996
- Kurt Ainsworth - 2000

LSU's Kurt Ainsworth pitched the United States to wins over Holland and Australia en route to the 2000 gold medal in Sydney.

Attendance

LSU led the nation in total attendance for the 18th straight year in 2013, as the Tigers drew 473,298 fans in the fifth season of the New Alex Box Stadium. The Tigers averaged 11,006 fans per contest, marking the first time LSU exceeded 11,000 as an average attendance figure. Nearly seven million fans have seen LSU baseball over the past 30 seasons. A total of 6,694,884 patrons have experienced "Baseball at the Box" during that period.

Innovative promotional schemes, record-breaking crowds and increasing revenues



characterize LSU's baseball program. In 1983, the year before Skip Bertman's arrival as head coach, LSU drew only 10,002 fans for 22 dates at Alex Box Stadium, an average of 454 per game.

Academic Excellence

LSU's steadfast emphasis on academics has produced exceptional results. Student-athletes who leave the university early to play professional baseball often return at a later time to earn their degrees. For example, pitcher Clay Parker, who completed his athletic eligibility in 1984, received his LSU degree in 1995 after enjoying a lengthy major league career. Former MLB second baseman Todd Walker, who signed a pro contract in 1994, received a business degree from LSU in the fall of 1998.

Former LSU first baseman Eddy Furniss was named a 1997 first-team Academic all-American by GTE-CoSIDA, and he received second-team Academic all-America recognition in 1996 and 1998. Other Academic all-America selections include pitcher Chris Demouy (third-team, 1996), second baseman Warren Morris (first-team, 1995) and catcher Tim Lanier (third-team, 1994). Third baseman Wally Pontiff was a member of the 2002 GTE/CoSIDA District VI Academic all-America team, and pitcher Kurt Ainsworth earned District VI recognition in 1999.

Left-handed pitcher Jason Determann was named the 2005 SEC Baseball Scholar-Athlete of the Year with a 3.781 GPA in biology. He was also voted to the ESPN The Magazine second-team Academic All-America squad. Determann received his undergraduate degree in May 2005, and he was accepted to the LSU Medical School.

Right-handed pitcher Jordan Faircloth received the 2005 SEC Community Service Post-Graduate Scholarship, and he was named to the SEC Good Works Team. Faircloth, who received his LSU



degree in political science with a 3.383 GPA, was a volunteer speaker to children at local schools, served food at homeless shelters and was active in Habitat for Humanity, building homes for needy families. He was a member of the 2005 SEC Academic Honor Roll and a five-time member of the LSU Dean's List.

The 2008 LSU squad established a school record when 14 players were named to the SEC Academic Honor Roll, and the Tigers also recorded a perfect 1,000 Academic Progress Rate for the 2007-08 academic year. The '08 team posted a cumulative 2.89 grade-point average during the spring semester, the highest mark in program history. For the entire 2007-08 academic year, the team posted a 2.83 GPA, another milestone for the program.

Eleven current and former members of the LSU baseball program received their diplomas during the 2013 calendar year.

Team members receiving their degrees in 2013 were pitcher Kevin Berry (sports administration), pitcher Joey Bourgeois (interdisciplinary studies), first baseman Mason Katz (sports administration), outfielder Raph Rhymes (sports administration), first baseman Blake Dean (interdisciplinary studies), infielder Matt Fury (chemical engineering), catcher Jordy Snikeris (finance), infielder Casey Yocom (sports administration), pitcher Chris Cotton (international trade and finance), infielder Tyler Hanover (sports administration) and outfielder Mikie Mahtook (sports administration).

Six Tigers received their degrees in May 2009 when the squad held an impromptu graduation ceremony at the team hotel in Starkville, Miss. during the LSU-Mississippi State series. Pictured are (l-r): pitcher Kyle Beerbohm, pitcher Ryan Byrd, pitcher Louis Coleman, coach Paul Mainieri, academic counselor Becca Hubbard, pitcher Nolan Cain, outfielder Nicholas Pontiff and equipment manager Matthew Montgomery.



77

Seventy-seven LSU players have earned SEC Academic Honor Roll recognition over the past seven seasons, including a school-record 14 players in 2008. The 2013 Tigers produced 13 SEC Academic Honor Roll representatives.

The 2008 Tigers advanced to the CWS and set a school record with 14 SEC Academic Honor Roll members.

ALEX BOX STADIUM

SKIP BERTMAN FIELD



The field at Alex Box Stadium was named "Skip Bertman Field" on May 17, 2013 prior to the Tigers' game versus Ole Miss. Bertman coached LSU to five national titles during his 18-season tenure (1984-2001).

A First Class Home for a Great Legacy

The Alex Box Stadium, Skip Bertman Field experience is a unique one, created by the greatest and most loyal fans in all of college baseball, combined with an enduring legacy of championships.

In February 2009, the LSU Baseball program moved into a new home, and all of the traditions, memories and excitement that make Tiger baseball truly special live on in the New Alex Box Stadium.

From LSU's first SEC title team in '39, to Bruce Baudier's perfect game, to Rich Cordani's game-winning home run against Southern Cal, to the regional championship victory laps of the 1990s, the original Alex Box Stadium was home from 1938-2008 to some of the greatest moments in all of college

baseball history.

Now the LSU baseball legacy has moved 200 yards to the south into a state-of-the-art facility, designed to provide the resources necessary to sustain LSU's tradition of excellence while also accommodating in comfort the record-setting crowds that set Tiger Baseball apart from the rest of America.

In the New Box, the Tiger baseball team enjoys nearly 10,000 square-feet of locker and meeting room space, new batting cages and all the amenities necessary to field a consistent winner.

A 21st Century home has opened for a grand old tradition ... LSU Baseball at Alex Box Stadium, Skip Bertman Field.

Stadium Information

Seating Capacity	10,326
Playing Field Distances	
Foul Lines	330 ft.
Power Alleys	365 ft.
Center	405 ft.
Height of Fence	10 ft.
Height of Batters' Eye	40 ft.
Playing Surface	natural grass

Ground Level

- ▶ National Championship Plaza
- ▶ Ticket Office
- ▶ Club Lounge
- ▶ LSU Locker Room and Squad Room
- ▶ Umpires Locker Room
- ▶ Batting Cages
- ▶ LSU SportShop
- ▶ Two Picnic / Play Areas

Second Level

- ▶ Concourse
- ▶ Concession Stands
- ▶ LSU SportShop
- ▶ LSU Fan Zone

Third Level

- ▶ Press Box
- ▶ Suites

Ballpark Comparisons

	OLD ALEX BOX	NEW ALEX BOX
SEATING		
Total Seats	7,760	10,326
Grandstand	3,238	4,054
Bleachers	4,522	6,272
AMENITIES		
Restrooms	2,000 sq. ft.	9,274 sq. ft.
Concessions	2,200 sq. ft.	5,000 sq. ft.
No. of Suites	0	27
Club Lounge	0 sq. ft.	1,800 sq. ft.
Team Area	3,000 sq. ft.	9,380 sq. ft.
Press Area	250 sq. ft.	2,000 sq. ft.

Enhanced ADA (Americans with Disabilities Act) accessibility and seating throughout new facility.

Alex Box Stadium was ranked No. 85 in the listing of the world's top 100 sports venues by Business Insider.com. The Stadium was rated ahead of seven Major League ball parks on the list. The venue was also No. 70 in a listing of the top 101 stadium experiences compiled by Stadium Journey magazine.



Players' Lounge



Team Meeting Room



The LSU locker room has a Major League appearance.

ALEX BOX STADIUM



The original Alex Box Stadium, home of the LSU Fighting Tigers from 1938-2008, has a storied history which spans several decades. The 2008 season was the last for the Tigers in the 70-year-old facility, as LSU moved into the New Alex Box Stadium in 2009.

Alex Box Stadium Testimonials

"We tried to prepare our players for coming here, but I don't think you can prepare anybody for this, until you get here. This - and I mean this in a complimentary way - is a very, very special place; a very unique place ... There are lots of places where there's great baseball played and there's great support and they get behind their teams. But there is nothing like this. This is in first place and everything else is a distant second place."

- UC Irvine coach Mike Gillespie after the 2008 NCAA Super Regional in Alex Box Stadium

"I want to commend what I truly believe may be the premier crowd in all of college baseball . . . that is a special, special crowd out there. I want to say that the way the fans have responded all weekend to just excellence and outstanding play leads me to believe that they truly do appreciate the difficulty of playing this game. I'm glad to have our players play in front of a crowd that I truly believe appreciated their performance."

- Baylor Coach Steve Smith after the 2003 NCAA Super Regional in Alex Box Stadium



LSU has finished first in the nation in total attendance for 18 straight seasons. In 2013, the Tigers drew a school-record 473,298 fans in the fifth season of Alex Box Stadium, Skip Bertman Field.

LSU has been among the nation's attendance leaders for the past 23 seasons, finishing No. 5 in 1991, No. 6 in 1992, No. 4 in 1993, No. 3 in 1994 and 1995, and No. 1 from 1996-2013.

Over the past 30 seasons, the Tigers have attracted nearly seven million fans to their home stadium. A total of 6,694,884 patrons have watched the Tigers play at "The Box" from 1984 to 2013.

The original Alex Box Stadium was recognized both for its old-fashioned charm and for its modern renovations. Beginning in 1985, it was the site of four SEC tournaments, 18 NCAA regional tournaments, four NCAA super regional series and one ABCA Hall of Fame tournament.

Originally a 2,500-seat facility, the concrete and steel grandstand of the original Alex Box Stadium was completed in 1938. Funding came from the Works Progress Administration, a federally sponsored agency which constructed public athletic facilities, among other such projects.

In its first two years, the original Alex Box Stadium was the site of spring training for the New York Giants. Such legendary baseball figures as Mel Ott, Carl Hubbell, Bill Terry and Dick Bartell trained at "The Box."

ALEX BOX STADIUM
GREAT MOMENTS



LSU Diamond – later named Alex Box Stadium – was the spring training home of the New York Giants in 1938 and 1939.

Reprinted with permission from Baseball in Baton Rouge. Available from the publisher online at www.arcadiapublishing.com or by calling 888-313-2665.



Albert Belle and the 1986 Tigers captured an NCAA Regional title and advanced to LSU's first College World Series.



Slugger Eddy Furniss powered LSU to NCAA Regional titles in 1996, 1997 and 1998.

May 6, 1939

LSU defeats Tulane, 16-0, clinching its first SEC crown with a 10-2 conference record. The Tigers receive help from the Auburn Plainsmen, who defeated Florida, giving the Gators their second loss of the season, and eliminating them from title contention.

May 6, 1946

LSU completes a doubleheader sweep of Tulane to finish 11-3 in SEC play and win the league title. In the first outing, home runs by Joe Bill Adcock and Gene "Red" Knight help to erase a 4-1 deficit. Mel Didier singles in two runs in the seventh and LSU captures a 7-4 victory. In Game 2, home runs by Knight and Ray Coates highlight LSU's 4-3 win, as the Tigers clinch the SEC title.

May 12, 1961

LSU defeats Auburn 6-5 in the second game of a best-of-three series to win the SEC Championship. LSU trails 5-4 in the bottom of the 11th inning when the Tigers rally for two runs. Bobby Theriot provides the game-winning single and LSU captures the league crown. The paid attendance for the game was estimated to be around 2,500, making it the most attended LSU baseball game at the time.

May 5, 1967

LSU right-hander Bruce Baudier fires a seven-inning perfect game, blanking Alabama, 2-0, in the second game of a doubleheader. Baudier records eight strikeouts and needs only 72 pitches to defeat the Crimson Tide in front of 450 fans in Alex Box Stadium.

March 3, 1972

On Opening Day, LSU pitcher Randy Wiles pitches a no-hitter in the first game of a doubleheader against Rice, leading the Tigers to a 3-0 victory. Wiles pitches seven innings, recording 11 strikeouts and one walk. The no-hitter is nearly broken up with an infield hit, but is kept alive with an outstanding play by freshman shortstop Mike Miley.

May 14, 1975

LSU defeats Georgia 6-5 in the first game of a best-of-three series to determine the SEC champion. Randy Aldridge singles in the winning run in the bottom of the 10th. Paul Stefan earns the victory, pitching 8.2 innings of relief and striking out 13. LSU goes on to win the series and the SEC title with a 8-3 win over the Bulldogs in Athens.

March 14, 1979

Robert Landry pitches only the fourth no-hitter in LSU's history, defeating Southern Miss 1-0 at Alex Box Stadium. Landry strikes out seven and walks three in the seven-inning contest. Randy Olson, the Tigers' designated hitter, hits a solo home run for the lone score of the game.

May 25, 1986

Albert Belle smashes two, two-run homers in the South I Regional championship game, leading the Tigers to their first College World Series with a 7-6 win over Tulane at Alex Box Stadium. Belle was named tournament MVP for his efforts.

May 28, 1990

Rich Cordani's dramatic two-run blast in the seventh inning lifts LSU to a thrilling 7-6 South Regional championship game win over Southern California.

April 26, 1993

LSU defeats Tulane, 5-2, in a "Turn Back the Clock" game in Alex Box Stadium. The players wear early 20th-century replica uniforms and use wooden bats in the contest. The game celebrates the 100th anniversary of the LSU Baseball program.



Skip Bertman is ejected from the game during LSU's epic 1997 NCAA Regional win over Long Beach State. Bertman was ejected only three times in his 18 seasons as LSU's head coach.

May 29, 1994

LSU holds on to a 12-10 win over Southern Cal in the South Regional final. Former Trojan and current Minnesota Twins star Jacque Jones smashes three homers in defeat.

May 26, 1996

In one of the largest hit outputs in school history, LSU uses 18 runs on 13 hits in the seventh inning of the South II Regional championship game to rout Georgia Tech, 29-13. The Tigers wear new gold jerseys during the regional and throughout the 1996 College World Series.

May 25, 1997

A classic five-hour marathon comes to an end as LSU outlasts Long Beach State by scoring seven runs in the 11th inning for a 14-7 victory. One day later, the Tigers avenge their second round loss to South Alabama by sweeping the Jaguars, 14-4 and 15-4, before defending their national championship in Omaha.

May 23, 1998

LSU falls behind Cal State Fullerton, 7-0 through two innings, but Cedrick Harris' two-run double in the eighth caps a four-run inning to complete a comeback as the Tigers earn a 13-11 victory. LSU routs the Titans 14-3 the next day to reach Omaha.

May 30-31, 1999

Facing a seven-run deficit and in danger of being eliminated, LSU rallies to take a 12-10 lead it would not relinquish against East Carolina to force a second championship game. Kurt Ainsworth gets an extra day of rest thanks to rain, which forces the second contest to be moved to Monday. Ainsworth blanks the Pirates, 9-0, hurling the Tigers to a super regional matchup with SEC foe Alabama.

June 2, 2002

LSU comes through the loser's bracket to defeat UL-Lafayette twice by identical 12-2 scores to win its seventh consecutive regional championship. The Tigers are the only regional winner of 2002 to come through the loser's bracket to win twice on the final day.

June 1, 2003

Jon Zeringue's one-out, walk-off home run in the bottom of the 11th sends LSU to the super regional round as the Tigers defeat a pesky UNC-Wilmington club, 9-8. Despite defeat, UNC-W becomes the first opposing team to make a congratulatory lap around the field following the game.



Skip Bertman opens the "spirit ball" prior to the first game in the New Alex Box Stadium on February 20, 2009.

June 7-8, 2003

LSU blasts Baylor 20-5, using an 11-run sixth inning highlighted by Clay Harris' grand slam to reach its 12th College World Series. The Tigers faced elimination a day earlier after Baylor captured the first contest in the best-of-three set. Harris and Ivan Naccarata belted back-to-back homers to lead off the eighth inning to lift LSU over Baylor, 6-5, to set up the rubber match.

June 13, 2004

Lane Mestepey fires a masterful five-hit shutout in Game 2 of a Super Regional series against Texas A&M. Will Harris' ninth-inning homer clinches LSU's 4-0 triumph and sends the Tigers to the College World Series for the second straight season.

June 8-9, 2008

LSU completes its 70-year residency in Alex Box Stadium in grand fashion, overwhelming UC Irvine, 21-7, in Game 3 of the NCAA Baton Rouge Super Regional. The win vaults the Tigers into the College World Series for the 14th time since 1986. LSU explodes for six runs in the first inning on the strength of consecutive home runs by Blake Dean, Micah Gibbs and Matt Clark to roll past the Anteaters. The Tigers had faced elimination in Game 2 the day before, but LSU erupted for five runs in the ninth inning to erase a 7-4 deficit and post a 9-7 victory, setting up the Game 3 final showdown.

February 20, 2009

LSU defeats Villanova, 12-3, in the first game played in the New Alex Box Stadium. Over 9,000 fans witness the inaugural contest played in the state-of-the-art ball park. Louis Coleman, who fires the first pitch in stadium history, earns the victory with a strong outing against the Wildcats.

June 6, 2009


LSU defeats Rice, 5-3, to win the NCAA Super Regional and advance to the College World Series in the first season of the New Alex Box Stadium. A crowd of 9,651 fans watches as Louis Coleman and Matty Ott pitch the Tigers to victory. Coleman earns his 13th win and Ott picks up his 16th save as the Tigers head to Omaha for the 15th time in school annals.

June 3, 2012

LSU erases a 5-4, ninth-inning deficit and defeats Oregon State, 6-5, in 10 innings to win the NCAA Baton Rouge Regional. Alex Edward's RBI double ties the contest in the ninth, and Austin Nola scores the game-winning run on a wild pitch in the 10th.

June 7, 2013

LSU right-hander Aaron Nola delivers one of the greatest pitching performances in Fighting Tiger postseason history, limiting Oklahoma to no runs on two hits with six strikeouts in nine innings, as the Tigers post a 2-0 victory in Game 1 of the NCAA Super Regional in Alex Box Stadium, Skip Bertman Field. Nola outduels OU ace Jonathan Gray, who holds the Tigers scoreless until the eighth inning when Tyler Moore delivers a run-scoring double and Mark Laird adds an RBI single. LSU goes on to advance to the College World Series the next day with an 11-1 victory over the Sooners in Game 2 of the Super Regional.



Reliever Matty Ott reacts after recording the final out versus Rice in the 2009 NCAA Super Regional.

The Original Alex Box Stadium Facts

(known as LSU Diamond from 1938-43)

All-Time LSU Record

in the Original Alex Box Stadium

(1723 games from 1938 - 2008)

1217-509-7 (.708)

First Game

March 12, 1938

New York Giants 6, Philadelphia Phillies 5 (MLB Spring Training Game)

First LSU Game

March 21, 1938

LSU leads Minnesota, 4-2, after three innings when game is halted due to rain

First Complete LSU Game

March 24, 1938

Minnesota 6, LSU 5

First LSU Win

April 11, 1938

LSU 7, Northwestern 6

Final LSU Game

June 9, 2008

LSU 21, UC Irvine 7

First LSU Game

in the New Alex Box Stadium

February 20, 2009

LSU 12, Villanova 3

Chad Ogea was the ace of the Tigers' 1991 pitching staff that propelled LSU to the NCAA South Regional title. The '91 Tigers advanced to the College World Series and claimed LSU's first national championship.

FOUNDATION ERA

(1938-83)



Tom Giles



Dick Hicks



Gerald Keigley



Bob Leake



Benny McArdle



Wally McMakin



Harry Morel



Chip Moses



Roger Sigler



Randy Wiles

LSU announced in April 2008 its All-Alex Box Stadium "Foundation Era" Team, an all-star squad of former student-athletes that played for the Tigers from 1938-83.

The 29-member team was selected by a panel of media and former LSU players and coaches. The Foundation Era encompasses the opening of Alex Box Stadium in 1938 through 1983, the year prior to Skip Bertman's appointment as the Tigers' head coach.

The squad includes 11 pitchers, nine infielders, five outfielders and four catchers.

PITCHERS

BRUCE BAUDIER

Metairie, La. (1966-67)

WALKER CRESS

Ben Hur, Va. (1938-39)

RICK FARIZO

Harvey, La. (1968-71)

RICHARD "DICK" HICKS

Shreveport, La. (1967-68)

DAVE MADISON

Brooksville, Miss. (1941-43)

BENNY MCARDLE

Baton Rouge, La. (1951-53)

PAT MOOCK

Baton Rouge, La. (1972-75)

CAL SANTARELLI

Dunedin, Fla. (1982-83)

ALLEN SMITH

Maysville, Ky. (1960-62)

PAUL STEFAN

Nutley, N.J. (1975-76)

RANDY WILES

New Orleans, La. (1970-73)

CATCHERS

MARK COOPER

Pensacola, Fla. (1983-84)

DUANE DEWEY

Westfield, N.Y. (1979)

TOM GILES

Shreveport, La. (1967-68)

JERRY MARCHAND

Baton Rouge, La. (1952-53)

INFIELDERS

JOE BILL ADCOCK

Coushatta, La. (1947)

ALVIN DARK

Comanche, Okla. (1943)

GERALD KEIGLEY

Greenville, Miss. (1971-73)

WALLY MCMAKIN

Monroe, La. (1973-76)

MIKE MILEY

Metairie, La. (1972-74)

JOE MOOCK

Baton Rouge, La. (1964-65)

HARRY MOREL

New Orleans, La. (1963-65)

CHIP MOSES

New Orleans, La. (1980-81)

CONNIE RYAN

New Orleans, La. (1941)

OUTFIELDERS

GENE ACHORD

Baton Rouge, La. (1962-64)

CRAIG BURNS

Baton Rouge, La. (1969-71)

BOB LEAKE

St. Francisville, La. (1966-68)

ROGER SIGLER

Cleves, Ohio (1954-57)

LARRY WRIGHT

Houston, Texas (1975-78)

OMAHA ERA

(1984-2008)



Patrick Coogan




Chad Cooley



Rick Greene



J.C. Holt



Gary Hymel



Russ Johnson



Tim Lanier



Mike Sirotko



Doug Thompson



Eddie Yarnall

The "Omaha Era" team -- announced during the LSU-Mississippi State series in May 2008 -- is composed of former Tigers who played at LSU from 1984 to 2008. The selection of the squad coincided with LSU's final season in 70-year-old Alex Box Stadium.

The team was selected in online voting by fans at www.LSUsports.net. The squad includes eight outfielders, five catchers, 11 infielders and 14 pitchers.

OUTFIELDERS

LYLE MOUTON

Lafayette, La. (1990-91)

ARMANDO RIOS

Carolina, Puerto Rico (1991-93)

ALBERT BELLE

Shreveport, La. (1985-87)

CHAD COOLEY

Lake Charles, La. (1993-96)

JEREMY WITTEN

Louisville, Ky. (1997-2000)

J.C. HOLT

Sieper, La. (2002-04)

RYAN PATTERSON

Rowlett, Texas (2003-05)

JON ZERINGUE

Thibodaux, La. (2002-04)

CATCHERS

BRAD CRESSE

Seal Beach, Calif. (1997-2000)

TIM LANIER

Baton Rouge, La. (1993-96)

MATT LIUZZA

Metairie, La. (2003-06)

MIKE BIANCO

Seminole, Fla. (1988-89)

GARY HYMEL

Baton Rouge, La. (1988-91)

INFIELDERS

TODD WALKER

Bossier City, La. (1992-94)

EDDY FURNISS

Nacogdoches, Texas (1995-98)

WARREN MORRIS

Alexandria, La. (1994-96)

BLAIR BARBIER

Harvey, La. (1997-2000)

WALLY PONTIFF

Metairie, La. (2000-02)

MIKE FONTENOT

Slidell, La. (2000-01)

RYAN THERIOT

Baton Rouge, La. (1999-2001)

RUSS JOHNSON

Denham Springs, La. (1992-94)

AARON HILL

Visalia, Calif. (2001-03)

BRANDON LARSON

San Antonio, Texas (1997)

BRAD HAWPE

Fort Worth, Texas (1999-2000)

PITCHERS

BEN MCDONALD

Denham Springs, La. (1987-89)

PAUL BYRD

Louisville, Ky. (1989-91)

CHAD OGEA

Lake Charles, La. (1989-91)

KURT AINSWORTH

Baton Rouge, La. (1998-99)

BRETT LAXTON

Audubon, N.J. (1993-96)

LANE MESTEPEY

Zachary, La. (2001-05)

PATRICK COOGAN

Baton Rouge, La. (1995-97)

DOUG THOMPSON

Biloxi, Miss. (1997-98)

MIKE SIROTKA

Houston, Texas (1990-93)

EDDIE YARNALL

Coral Springs, Fla. (1994-96)

RUSS SPRINGER

Pollock, La. (1987-89)

RICK GREENE

Miami, Fla. (1990-92)

SCOTT SCHULTZ

Sterling, Va. (1992-95)

LLOYD PEEVER

Stonewall, Okla. (1992)



Campus LIFE



Location: Baton Rouge, La.
Founded: January 2, 1860
Enrollment: 29,865
President & Chancellor : Dr. F. King Alexander
Major Fields for Bachelor's Degrees: 72
Major Fields for Master's Degrees: 72
Major Fields for Doctoral Degrees: 54



LSU's Memorial Tower (top main photo) was one of the first structures completed on the present campus and sits east of the quadrangle (above, left). It represents the University as a memorial to those who gave their lives during World War I. Although it currently houses the LSU Anglo-American Art Museum, plans are in process to return Memorial Tower to a military museum as originally intended. The University lakes (above, right) on the LSU campus give various recreational options.



Louisiana State University and Agricultural & Mechanical College has, throughout its 154-year history, served the people of Louisiana, the region, the nation and the world. LSU is creating a revolution, one of pervasive change and advancement. The focus of the LSU community has been an increased commitment to excellence. Our progress has been dramatic and shows no sign of stopping.

Having witnessed many of yesterday's possibilities become today's tangible realities, the LSU community set forth to capitalize on its success. The goal was to improve our standing as a nationally competitive flagship university. Following intense discussions among the LSU Board of Supervisors, campus administrators, faculty and student leaders, the objectives required to reach this status crystallized, providing the impetus for LSU's National Flagship Agenda.

Why LSU?

"How could you put a price tag on the experience I had at LSU? You couldn't pay me enough money to take away the College World Series championship or the things I learned from (former LSU head coach) Skip Bertman to the relationships I have with guys like (former LSU teammates) Victor Brumfield and Blair Barbier. You meet all these guys and you have lifelong friends. I could go on and on about guys I still keep in close contact with."

"LSU is my home. It was a place where I made my name and a place where I was able to come here and have fun. It was the best three years of my life. While you are here, have fun and become a master of time management. You need to do what you have to do to make it. Work hard. I have been blessed. Baton Rouge is the place that helped me become who I am. I will never forget this place."



Shaquille O'Neal
LSU Basketball Player
1989-92
Four-time NBA Champion

"Throughout the entire recruiting process I always knew LSU was the best choice. Being from the great state of Louisiana, LSU was a home away from home. I knew that this would be a place I could grow as a student-athlete and a young man. The coaches, faculty, and the 92,000 marvelous fans only help to make the decision much easier. Looking back on it, I couldn't have asked for more from the experience."



Tyson Jackson
LSU Defensive End
2009 NFL Draft No. 3 Selection
Kansas City Chiefs

"As far back as I can remember (riding bicycles, playing little league baseball), I have literally bled purple and gold. It never crossed my mind that there was anywhere else to go other than LSU. The experiences and relationships that I developed at LSU have been an integral part of my life. No other colleges existed in my mind. I am fortunate to have attended a place that I considered a dream and look forward to my association with the University until the day I die."



David Toms
2001 PGA Champion
and LSU Graduate

Ryan Theriot

LSU Baseball (1999-2001)
Two-time MLB World Series
Champion with St. Louis
Cardinals and
San Francisco Giants



Did You Know?

- In the 2009, 2010, 2011, 2012 and 2013 editions of U.S. News & World Report's America's Best Colleges, LSU is ranked in the first tier for "Best National Universities."
- LSU is the only public university in Louisiana designated as having very high research activity (RU/VH) by the prestigious Carnegie Foundation for the Advancement of Teaching, the highest ranking awarded to doctorate-granting institutions.
- LSU attracts about 13 percent of Louisiana's enrollment in higher education, producing about 26 percent of the state's baccalaureate graduates, 22 percent of master's graduates, and 47 percent of doctoral graduates.
- LSU is the only public university in Louisiana with top-tier designation by U.S. News and World Report and "Very High Research Activity" designation by the Carnegie Foundation. LSU's commitment to coastal studies is world-renowned.
- In the last 10 years, LSU students have earned more Truman scholarships than their counterparts at Princeton and Dartmouth, and no SEC or in-state university has more.
- LSU was named to the 2009 President's Higher Education Community Service Honor Roll, the highest federal recognition a college or university can receive for its commitment to volunteering, service-learning and



civic engagement, by the Corporation for National and Community Service.

- LSU is one of only a handful of universities in the nation having land-grant, sea-grant and space-grant status.
- LSU ranks among the top 30 public universities in total research awards. The University's total federal funding -- from agencies such as the National Science Foundation, National Institutes of Health, and the Department of Homeland Security -- has increased 86 percent or more than \$90 million in recent years.
- LSU's student newspaper, The Daily Reveille, was recently awarded the prestigious Society of Professional Journalists' top honor, as it was named the "Best All-Around Daily Student Newspaper" in the United States.

• In 2009, the LSU Robert S. Reich School of Landscape Architecture was ranked among the top five schools in the nation by DesignIntelligence, the leading journal of the design professions. According to the results of the 2009 survey, LSU has the number two-ranked landscape architecture school in the United States.

• The E. J. Ourso College of Business was ranked in the Top 50 of the internationally known "Top Business Schools" in 2009 by Eduniversal and was recognized during the inaugural Eduniversal World Convention.



Bo Campbell Auditorium

The 1,000-seat auditorium is used through the year as a classroom and lecture hall. Each seat in the auditorium has space for a laptop and a modem hookup, providing each student unlimited learning opportunities. The auditorium also contains a movie theatre size screen to aid professors with lectures and classroom activities.


COX COMMUNICATIONS

Academic Center FOR STUDENT-ATHLETES

Study Area

Included in the 54,000 square feet of the Academic Center are individual study areas as well as 14 private computer rooms for student-athletes to work one-on-one with tutors or by themselves.

Academic counselor Becca Hubbard (left) supervises the Tigers' scholarly endeavors.



Amenities

- ▶ 54,000 square feet of working space
- ▶ 300 computer workstations
- ▶ 14 private computer rooms in a state-of-the-art computer lab
- ▶ Additional study rooms and classrooms for private or group study
- ▶ Electronic scheduling of tutoring sessions
- ▶ A 1,000-seat auditorium for classes and lectures




Computer Stations

The Cox Communications Academic Center for Student-Athletes is at the forefront of today's educational technology. Since the spring of 2009, the academic center has upgraded over 170 computers, including both PC and Mac.



Media Training

LSU is one of the few schools where student-athletes go through media training to enhance their communication skills. Dr. Tommy Karam (above) and Dr. Shirley White are two experts in the field who give training sessions to student-athletes here on campus. The Academic Center features a mock press conference setting to get student-athletes acclimated to giving interviews in front of both print and electronic media. Karam and White record the mock interviews on camera and then provide feedback, allowing student-athletes to become more comfortable and confident when doing actual interviews.

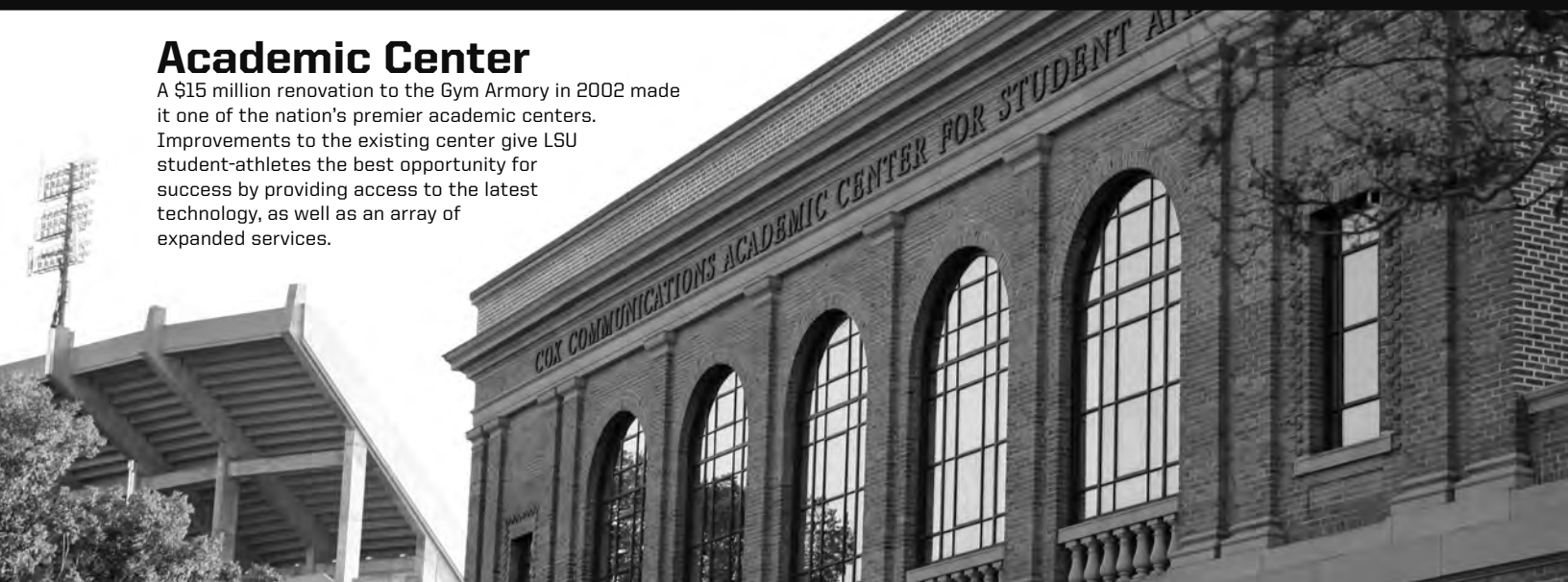


The Library

The library provides a perfect setting for individual study, or with a tutor as a group.

Academic Center

A \$15 million renovation to the Gym Armory in 2002 made it one of the nation's premier academic centers. Improvements to the existing center give LSU student-athletes the best opportunity for success by providing access to the latest technology, as well as an array of expanded services.





Academic SUCCESS

Seven Tigers received their degrees in May 2013 when the squad held a graduation ceremony in Alex Box Stadium. (L-R): Blake Dean, Joey Bourgeois, Kevin Berry, Matt Fury, coach Paul Mainieri, Raph Rhymes, Jordy Snikeris, Mason Katz, academic counselor Becca Hubbard.

CRITICAL TO THE DEVELOPMENT OF A STUDENT-ATHLETE IS AN ADEQUATE ACADEMIC FACILITY AND CAPABLE STAFF TO FURTHER THE ATHLETE'S PROGRESS.

The Cox Communications Academic Center for Student-Athletes is responsible for overseeing the educational development and progress toward graduation for all student-athletes. The staff acts as a liaison between the student-athlete and the academic communities and insures that student-athletes comply with academic rules established by the University, NCAA and Southeastern Conference. The staff also coordinates academic programs designed to assist student-athletes in acquiring a quality education.



Former LSU pitcher Bhrett McCabe received his Ph.D in psychology in 2003.



Ben Alsop, a member of the 2011 SEC Academic Honor Roll, graduated from LSU with a degree in sports administration.

Vision

Be the premier provider of student-athlete support services nationally and internationally.

Mission

The Cox Communications Academic team of LSU is committed to personal growth, academic guidance/support, and the holistic development of each student-athlete and the quality of their experience.

Goals & Objectives

1. To preserve the academic integrity
2. To graduate our student-athletes
3. To assist all student-athletes with career planning
4. To abide by all NCAA, SEC, and institutional rules and regulations





Academic All-American Warren Morris (right), pictured with former LSU President Dr. William Jenkins, received a zoology degree in December, 1997.



Rick Greene graduated in communication studies in 2003. Greene was the top relief pitcher on LSU's first national championship team in 1991.



13 LSU Baseball Players Named to 2013 SEC Academic Honor Roll

- Kevin Berry
- Brent Bonvillain
- Joey Bourgeois
- Chris Cotton
- Nate Fury
- Mason Katz
- Will LaMarche
- Kurt McCune
- Sean McMullen
- Raph Rhymes
- Nick Rumbelow
- Chris Sciambra
- Casey Yocom

EXCELLENCE IN THE CLASSROOM

The LSU baseball program has demonstrated excellence on and off the field since Paul Mainieri was hired in June 2006. Along with achieving national prominence on the diamond, the program has recorded a perfect 1,000 Academic Progress Rate, reaching that standard during the 2007-08 academic year.

"Having gone into this profession to be an educator and teacher, it is of course important for youngsters to fulfill their potential as baseball players, but it is even more important for them to earn their degrees and become contributing people in society once they finish their playing careers," Mainieri said.

Of the 73 baseball players that have concluded their collegiate careers at LSU during the seven-season Paul Mainieri Era, 47 Tigers have already earned their LSU degrees. Of the remaining 26 players, 25 are currently engaged in their professional baseball careers, and many are working toward earning their degrees in the off seasons (nine were enrolled in classes at LSU in the fall of 2013 with three players - Tyler Hanover, Mikie Mahtook and Chris Cotton - earning their degrees in December). The lone player that has not earned his degree nor is playing professional baseball - Alex Edward - is currently an LSU undergraduate assistant coach and will graduate in May 2014.

Over the seven seasons of Mainieri's tenure, 77 LSU players have earned SEC Academic Honor Roll recognition, including a school-record 14 players in 2008. The 2013 Tigers produced 13 SEC Academic Honor Roll representatives, the second highest total in LSU baseball history.

Academic Center Staff



Kenneth Miles
Executive Director



Marisa Blackledge
Learning Specialist



Dr. Louise Bodack
Assistant Director for Student Learning



Jade Bryan
Assistant Director for Diversity, Inclusion, and Civic Engagement



Eleanor Carter
Learning Specialist



James Chiarchiaro
Associate Director



Matthew Dahlke
Academic Advisor



Kydani Dover
Manager for Student Learning/Learning Specialist



Dr. Earnie Fingers
Learning Specialist



Walt Holliday
Director of Academic Affairs



Becca Hubbard
Associate Director



Dorothy Kemp
Tutorial Coordinator/Learning Specialist



Ericka Lavender
Assistant Director



Jonathan Lovesque
Information Technology Manager



Sarah Moran
Assistant to the Assistant Vice Chancellor/Executive Director



Jason Shaw
Academic Advisor



Brent Sumler
Life Skills Coordinator



Carole Walker
Senior Associate Director

LSU Baseball Graduates (December 1999 through December 2013)

Kurt Ainsworth
Ben Alsup
Ragan Baker
Blair Barbier
Kyle Beerbohm
Bryon Bennett
Tom Bernhardt
Kevin Berry
Paul Bertuccini
Michael Bonura
Christian Bourgeois (Master's)
Joey Bourgeois
Jared Bradford
Daniel Bradshaw
Billy Brian
Steven Broschovsky

Nate Bumstead
Rhett Buteau
Ryan Byrd
Chris Cahill
Nolan Cain
Louis Coleman
Matt Colvin
Patrick Coogan
Chris Cotton
Kirk Cunningham
Josh Dalton
Mike Daly
Chase Dardar
Brad David
Wes Davis
Will Davis (Master's)
Blake Dean

Jason Determann
Beau Didier
Clay Dirks
Grant Dozar
Jordan Faircloth
Kevin Farnsworth
Shawn French
Eddy Furniss
Matt Fury
Jamin Garidel
Matt Gaudet
Cade Gautreau
Will Goodwin
Rick Greene
Weylin Guidry
Tyler Hanover
Clay Harris

Buzzy Haydel
Matt Heath
Derek Helenihi
Courtney Hernandez
Danny Higgins
Justin Hill
Trey Hodges
Michael Hollander
Chris Jackson
Ty Jensen
Mason Katz
Mike Koerner
Jeff Leaumont
Antonio Leonardi-Cattolica
Jason Lewis

Jeremy Loftice
Mike Lowery
Mikie Mahtook
Barry Manuel
Spencer Mathews
Billy McBride
Bhrett McCabe (Ph.D)
Trey McClure
Chris McDougall
Chris McGhee
Justin Meier
Lane Mestepey
David Miller
Tommy Morel
Brandon Nall
Mike Neal
Austin Nola

Tim Nugent
Chad Ogea
Stuart Peterson
Bo Pettit
Chris Phillips
Nicholas Pontiff
David Rayer
Raph Rhymes
Ryan Richard
Ben Saxon
Michael Serio
Darryl Shaffer
Kevin Shipp
Antoine Simon
Trey Simon
Collin Smith
Jordy Snikeris

Chucky Son
Bruce Sproll
Nick Stavinoha
Johnnie Thibodeaux
Doug Thompson
Jake Tompkins
Chad Vaught
Gee Victoriano
Kevin Ward (MBA)
Trey Watkins
Dustin Weaver
Eric Wiethorn
Jonathan Wilhite
Jeremy Witten
Casey Yocom



Baseball

The LSU baseball team participates each year in the Buddy Walk, an event designed to promote awareness and inclusion of people with Down Syndrome.

IN THE COMMUNITY



Coach Paul Mainieri participates in the ALS Walk to assist in the battle against Lou Gehrig's Disease.



LSU baseball players annually make Christmas a little brighter for several families in the Baton Rouge area as they deliver presents to families at the Christmas Toy Drive party in the Cox Communications Academic Center for Student-Athletes.



The Tigers visited the Omaha Children's Hospital during the 2009 College World Series.



“Through workshops, service projects, and social events, CHAMPS brings LSU student-athletes information that will prepare them for the biggest game of all - the game of life!”

-SHAQUILLE O'NEAL, LSU ALL-AMERICAN AND 15-TIME NBA ALL-STAR



LSU players are frequent visitors to elementary schools.

Community OUTREACH

The LSU baseball team has accumulated the most community service hours among the Tigers' male sports in each of the past seven years.



The Tigers participated in the opening of the Miracle League field in Baton Rouge, a facility designed for children with special needs.



LSU coaches take part in “Real Men Read” activities in local schools.



Athletic TRAINING

LSU boasts the largest and most complete athletic training facilities in all of collegiate athletics with both the Football Operations Center and the Broussard Center for Athletic Training in Tiger Stadium. Both are furnished with the latest in technology and equipment. The Operations Center training room features a full view of the practice fields, two hot/cold jacuzzis and an underwater treadmill. The Broussard Center includes an on-site x-ray room, an in-house pharmacy, as well as the largest hydrotherapy pool in both collegiate and professional sports and is one of the few collegiate training centers with a full-service pharmacy and a full-service vision center.

Hydrotherapy Treatment

An integral part of rehabbing and developing LSU student-athletes is the operations center's hot/cold jacuzzis and an underwater treadmill in a fully equipped Hydrotherapy room. The Broussard Training Center boasts the largest hydrotherapy pool in both collegiate and professional sports.



Broussard Athletic TRAINING



The two-story, 22,000-square-foot facility contains 20 treatment tables with the newest forms of modalities available, 14 taping stations, a 1,600-square-foot rehabilitation area which contains the latest rehabilitation equipment including the Cybex Norm, Woodway treadmills and Body Master select rise equipment. LSU's multi-million dollar athletic training facility is named in honor of Dr. Martin J. Broussard (left), the legendary trainer whose career spanned over 40 years at LSU.



Road To Recovery

LSU is one of the top schools in the nation in getting its student-athletes back on the track in a timely manner following an injury. The training staff takes a progressive approach to injury identification and thinks "outside of the box." LSU consults with allied health professionals and uses state-of-the-art surgical procedures that give an athlete a quicker recovery time while looking out for his or her future.



LSU baseball trainer Cory Couture



Real-Time X-Rays

A new state-of-the-art fluoroscope was added in the summer of 2008 that will provide LSU trainers the opportunity to take x-rays on site in the Operations Center. The machine can provide real-time images of the internal structures of a patient.



Alex Box Stadium Training Room



Rehabilitation

LSU's Broussard Center for Athletic Training boasts some of the most technologically advanced equipment to aid the recuperation and rehabilitation of LSU's student-athletes.



Dental Center

A fully functional dental center, staffed by Dr. John Vance, is located inside the Broussard Center for Athletic Training.



Vision Center

Dr. Don Peavy conducts eye exams for LSU's student-athletes in a convenient location in the Broussard Center for Athletic Training.

Pharmacy

The LSU Athletic Training Pharmacy is the only one of its kind in college athletics. The LSU Athletic Training Pharmacy provides the Tigers with first-class service in a convenient location.



Custom Weights

Custom iron-grip dumbbells and weights and equipment made by Body Masters and Eleiko. Watch and listen to a state-of-the-art video and sound system.

- 28** multi-purpose power stations
- 36** assorted selectorized machines
- 10** dumbbell stations

2 sets of 5-180 pound free weights



LSU strength and conditioning coordinator Tommy Moffitt, who was named the 2003 College Football Strength and Conditioning Coach of the Year by the America Football Monthly, has proven to be a perfect fit in Purple and Gold. Since Moffitt joined the Tigers for the 2000 season, LSU has featured some of the best-conditioned student-athletes in the nation.

Prior to coming to LSU, Moffitt earned the 1999 College Football Strength and Conditioning Coach of the Year honor by the Professional Football Strength and Conditioning Coaches Society.

Moffitt's LSU staff features Jeremy Phillips, who supervises the baseball team's strength program.



GO ONLINE: LSUsports.net/360





LSU baseball players work out at the state-of-the-art weight room located in the Football Operations Center. Jeremy Phillips (left) supervises the Tigers' strength and conditioning program.

Strength

& CONDITIONING

Strength and conditioning can be the heart and soul of an athletic program's success, and LSU has taken great strides to improve its strength program and facilities. LSU student-athletes enjoy one of the finest strength and conditioning facilities in the nation. It features the latest in both strength training and cardiovascular training equipment.



Strength Coach Jeremy Phillips is in his sixth season with the LSU Baseball program.



All-American pitcher Aaron Nola meets the media at the 2013 College World Series.

Eyes ON THE TIGERS

ON THE TUBE

LSU appears on television 142 times over the past four seasons

The Tigers are the nation's most-watched team as LSU appears on national networks like ESPN, ESPN2 and ESPNU, and on regional networks that include Fox Sports Net, SportSouth, Comcast/Charter Sports Southeast and Cox Sports Television.

HIGH RATINGS

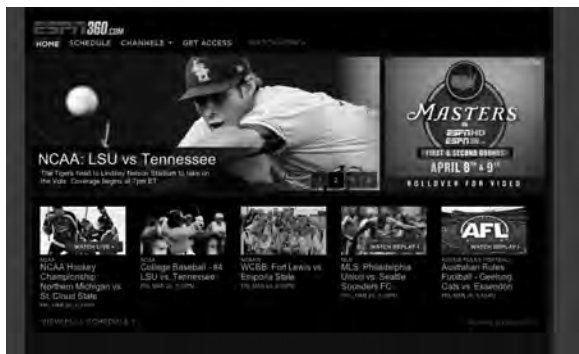
Tigers win most-viewed CWS in 2009

The 2009 NCAA Men's College World Series was the most-viewed and highest-rated in ESPN and ESPN2 history -- including the best-of-three Championship Series won by LSU over Texas.

ESPN's three Championship Series telecasts featuring the Tigers versus the Longhorns averaged 2,059,000 households; 2,762,000 total viewers; and a 2.1 rating, making it the most-viewed and highest-rated Series finals since the tournament expanded to the best-of-three format in 2003.



Paul Mainieri visits with ESPN's Erin Andrews during the 2009 CWS.



MEDIA SPOTLIGHT

Tigers Receive Extensive National Coverage

Fans can find LSU Baseball information everywhere – in print, on the Internet and on TV and radio as dozens of media converge upon Alex Box Stadium each spring to cover the Tigers.

LSUsports.net

f **t** LSUsports.net/fancage

SOCIAL MEDIA

Tigers have over 300,000 Facebook and Twitter fans!

The LSU baseball program has increased its number of Facebook and Twitter fans to over 300,000 as the Tigers are the most-followed team in college baseball.

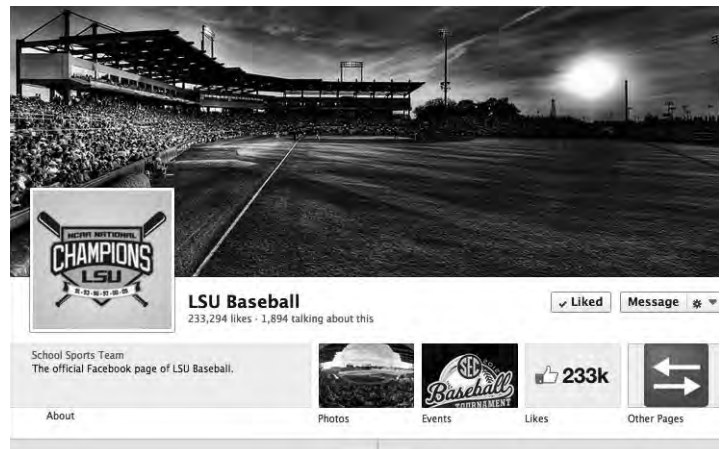
In fact, according to www.sportsfangraph.com, LSU Baseball has more Facebook fans (279,753) than the Washington Nationals (273,189) of Major League Baseball.

LSU is No. 32 in the sportsfangraph.com rankings of baseball social media followers, trailing only 30 MLB clubs and MLB's official social media accounts. The Tigers are ranked ahead of every minor league organization and all other college baseball programs.

Fans can follow the LSU baseball program by accessing these addresses:

Facebook page: <http://www.facebook.com/lsubaseball>

Twitter URL: <http://twitter.com/lsubaseball>



TIGERS GO GLOBAL

U.S. troops overseas show their support for LSU

LSU baseball coach Paul Mainieri welcomed a special guest to his Alex Box Stadium office in the summer of 2010, as Cpl. Brandon Spillman of the Louisiana Army National Guard presented him with a flag from the 256th Brigade Special Troops Battalion deployed in Iraq.

Spillman, a New Roads, La. resident, said the flag was a token of appreciation for the support the soldiers received from Mainieri and his players. The flag features the image of a castle, the symbol of the engineer corps of the Army.

"Coach Mainieri and his players autographed an LSU flag and mailed it to us in Iraq," Spillman explained. "It meant so much to us to know that the Tigers were thinking of us back home. We wanted to return the favor with the engineer flag signed by our entire company."

"We are extremely honored to receive this flag from Cpl. Spillman and are humbled by this gesture," Mainieri said. "Our soldiers in Iraq and around the world are real heroes, and we're thankful every day for their unselfish service to our country."



Shaquille O'Neal

A four-time NBA champion and 15-time All-Star, Shaquille O'Neal was one of the most dominant centers in NBA history. He announced his retirement from the NBA in June 2010 after a brilliant Hall of Fame career and has since become a television analyst on TNT. One of the most quotable figures on the planet, O'Neal earned his bachelor's degree from LSU in December 2000. In 2011, he penned his own biography, "Shaq Uncut, My Story," and then received his doctorate degree from Florida's Barry University in May 2012.

Lolo Jones

A three-time national champion hurdler at LSU, Lolo Jones continues to take the sporting world by storm. Jones became an inspirational figure as a two-time World Indoor Champion and the world record holder in the 60-meter hurdles with a time of 7.72. She competed in both the 2008 Beijing and 2012 London Olympic Games and became the first LSU athlete to ever grace the cover of Time Magazine in July 2012. A 2005 graduate of LSU, Jones is now a two-sport star. She was named to the U.S. National Bobsled Team that went on to claim gold at the 2013 FIBT World Championships.



Prominent LSU ALUMNI



Eduardo Aguirre, Jr.

Named the first Director of U.S. Citizenship and Immigration Services (USCIS) for the Department of Homeland Security in 2003, Aguirre, Jr., was the U.S. Ambassador to Spain from 2005 until 2009.



Lod Cook

Cook graduated from LSU with a bachelor's degree in mathematics in 1955 and then earned his Master's degree in petro engineering in 1955. Cook served as CEO of ARCO for nine years.



Seimone Augustus

A two-time NCAA Women's Basketball National Player of the Year, Augustus graduated from LSU in 2006. She is a two-time U.S. Olympic gold medalist and continues an All-Star pro career with the WNBA's Minnesota Lynx. She was named WNBA Finals MVP in 2012 after winning a WNBA title.



Carlos Roberto Flores

The president of Honduras from 1997-2001, Flores helped the nation recover after Hurricane Mitch devastated the country in 1998. Flores is married to the former Mary Carol Flake, also an alumnus of LSU.



James Carville

Carville received both a bachelor's degree and law degree from LSU and gained fame in the 1990s as the chief campaign strategist for Bill Clinton and Al Gore. Carville also penned a best-selling memoir titled "All's Fair: Love, War and Running for President".



Jim Flores

Flores graduated with two bachelor's of science degrees; one in corporate finance in 1981 and the second in petroleum land management in 1982. Flores is currently Chairman, President and CEO of Plains Exploration & Production Company.

Dr. Larry D. Arthur - AIDS researcher.

Dr. Julian Bailes - expert in the field of Neurosurgery and also Chairman of the Brain Injury Institute

John Ed Bradley - Sports Illustrated writer and novelist, former LSU football player

John Breaux - U.S. Senator (1987-2005) and U.S. Congressman (1972-86) from Louisiana.

Wil Calhoun - Executive Producer of television sitcom "Friends".

Cassandra Chandler - One of the Federal Bureau of Investigation's highest ranking African-American women as special agent in charge of the Norfolk Field office.

"Lightning Joe" Lawton Collins - Chief of Staff for President Harry Truman.

Bill Conti - Oscar-winning composer who has written theme music for several well-known movies, including "Rocky" and its sequels.

Eric Arturo Delvalle - President of Panama (1985-1988).

Dr. Alexander William "Alex" Dunlap - Current chief veterinarian for NASA who is responsible for all NASA policies related to animal health and welfare

A. Wright Elliott - Retired executive vice president, Chase Manhattan Bank.

Graves Erskine - U.S. Marine Corps General in WWII.

Maxime A. Faget - Designed Mercury and Gemini spacecrafts.

Mary Carol Flake Flores - Former first lady of Honduras.

Murphy "Mike" Foster, Jr. - Former governor of Louisiana (1996-2004).

Kevin Griffin - Lead singer of the platinum-selling rock band "Better Than Ezra"

Paul Groves - Award-winning tenor with the Metropolitan Opera

Reinosuke Hara - Former president and CEO of Seiko Instruments

Rufus William (Bill) Harp - Television set decorator for series including "L.A. Law" and "Moonlighting"

Pat Hewlett - CIO of Exxon Mobil.

Walter Hitesman - Former president, Reader's Digest.

Hubert Humphrey - U.S. vice president (1965-69).

W. Vernon Jones - Senior Scientist for Suborbital Research, NASA headquarters.

Catherine D. "Kitty" Kimball - In 2009, was sworn in as first female to serve as chief justice of Louisiana's highest court

Delos "Kip" Knight - Vice president of marketing and brand management for eBay international.

Harry J. Longwell - Former Executive Vice President and Director of Exxon Mobil

Ray Marshall - Secretary of Labor under President Jimmy Carter.

James E. Maurin - Founding partner and CEO of Stirling Properties, a national real estate services firm.

Jake Lee Netterville - Chairman of the board of Postlethwaite and Netterville, the largest Louisiana-based public accounting firm.

Edwin Newman - Longtime NBC News journalist and author.

Carolyn Bennett Patterson - Former senior editor, National Geographic.

J. Howard Rambin - Former CEO and Chairman of the Board, Texaco.

Rex Reed - Drama critic, syndicated columnist.

Maj. Gen. Thomas Rhame - Led 1st Infantry Division against Iraq during Persian Gulf War.

Thomas O. Ryder - Chairman of the Board, The Reader's Digest Association.

Frances Seghers - Senior VP of Sony Entertainment European Community Affairs, which includes Sony Music, Sony Pictures and Sony Playstation.

Dolores Spikes - Former President of the Southern University System and the University of Maryland-Eastern Shore.

Ray Strother - Author, political consultant.

David Suarez - Architect and preservationist who restored the Washington Monument, the National Archives Building and Louisiana's Old State Capitol

Olympia Vernon - Award-winning author and recipient of an American Academy of Arts and Letters Award for her debut novel, Eden

Rebecca Wells - Author of the novel and film "Devine Secrets of the Ya-Ya Sisterhood."

Joanne Woodward - Academy Award-winning actress and wife of Paul Newman.

LSU's enrollment is more than 29,000 students, including more than 1,600 international students and nearly 5,000 graduate students.

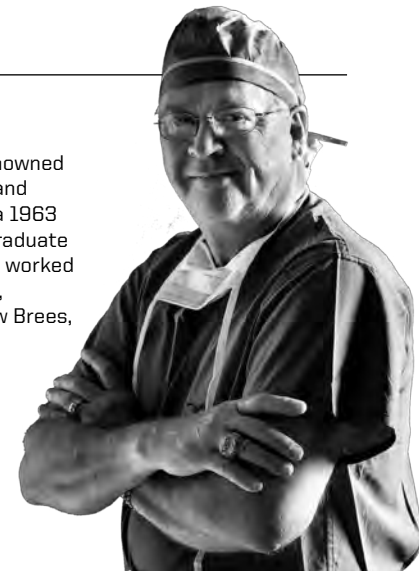


Mike Papajohn

The starting centerfielder on LSU's inaugural College World Series team in 1986, Mike Papajohn today is a prominent actor in Hollywood. Papajohn was the only actor to star in four \$150 million movies in the same calendar year doing so in 2009. The LSU alumnus has appeared in blockbuster films: Spiderman, Terminator Salvation, Transformers: Revenge of the Fallen and For the Love of the Game.

Dr. James Andrews

Arguably, the world's most renowned orthopedic surgeon for knee and shoulder injuries, Andrews is a 1963 graduate of LSU and a 1967 graduate of LSU Medical School. He has worked on numerous all-star athletes, including Michael Jordan, Drew Brees, Brett Favre and Albert Pujols.



Sylvia Fowles

Fowles was a two-time WBCA first-team All-American before going onto a pro career with the WNBA's Chicago Sky where she is currently one of the league's premier players. Most notably, Fowles was a member of U.S. Olympic Gold Medal teams in 2008 Beijing and 2012 London.



David Steiner

A 1982 LSU graduate, Steiner has served as the CEO of Waste Management since 2004. The Houston-based company is finding new ways to create energy and they are ranked among the top 200 companies in America by Fortune Magazine.



Mary L. Landrieu

Landrieu became the first woman from Louisiana selected to a full term in the United States Senate in 1996. She is currently serving her fourth term in the Senate.



Eddie J. Jones

The former president of the NFL's Miami Dolphins franchise, the 38-year veteran of the NFL is currently a Trustee of the Bert Bell/Pete Rozelle Retirement and Disability Plan.



Suzanne Perron

A 1991 LSU graduate, Perron is a rising star in the design world having worked with top designers Vera Wang and Carolina Herrera. Perron has designed dresses for Hollywood stars Jennifer Lopez, Mariska Hargitay and Holly Hunter, among others.



Marty Sixkiller

Senior Technical Director for PDI/ DreamWorks' movies "Antz," "Shrek," "Shrek 2," "Shrek the Third," "Madagascar" and "Over the Hedge".

LSU GREATS

The following nine individuals are the only athletes to have their jerseys retired by LSU. Men's basketball has retired the No. 23 for Pete Maravich, No. 50 for Bob Pettit, Jr., No. 33 for Shaquille O'Neal and No. 40 for Rudy Macklin. Women's basketball retired the No. 33 for Seimone Augustus. Football's only two retired jerseys are the No. 20 worn by Billy Cannon and the No. 37 worn by Tommy Casanova. Baseball retired the No. 15 in honor of longtime coach and former athletics director Skip Bertman and the No. 20 for Ben McDonald. Casanova, Macklin and McDonald joined the prestigious list in May 2009. Augustus became the first woman in LSU Athletics history to have her jersey retired in January 2010.



50 Bob Pettit

Pettit led LSU to its first NCAA Final Four in 1953 and he later became the first player in NBA history to exceed the 20,000-plus point barrier. Pettit is a member of the NBA Hall of Fame, and in 1997, he was named as one of the top 50 players in NBA history.



23 Pete Maravich

"Pistol Pete," Maravich still holds the NCAA record for career points with 3,667 and for career scoring average with 44.2 points a game. He was selected the National Player of the Year in 1970 after leading the Tigers to the NIT Final Four. He scored 50-plus points an amazing 28 times. He went on to a 10-year professional career and was selected as one of the NBA's 50 greatest players in 1997.



20 Billy Cannon

One of the true legends of college football in the South, Cannon was the 1959 Heisman Trophy winner and helped the Tigers to the 1958 national title. Cannon's most memorable performance came in 1959 against Ole Miss when No. 1 LSU trailed No. 3 Ole Miss 3-0 in the fourth quarter. He fielded a punt, broke seven tackles and returned it 89 yards for the 7-3 victory. He went on to a successful 11-year professional career.



33 Shaquille O'Neal

O'Neal was the first pick in the 1992 NBA Draft. He was named MVP of the league in 2000 and was a three-time NBA Finals MVP after leading the Los Angeles Lakers to three World Championships. At LSU, O'Neal averaged 21.6 points and 13.6 rebounds for his career, and in 1991, he was named the World's Amateur Athlete of the Year as well as SEC Athlete of the Year and National Player of the Year. In 1997, he was named as one of the top 50 players in NBA history.



15 Skip Bertman

A legend in the college baseball ranks, Bertman created a dynasty at LSU, guiding the Tigers to five national titles in a 10-year stretch from 1991-2000. He also coached the United States to a bronze medal at the 1996 Olympics in Atlanta and was an assistant on the gold medal-winning U.S. squad in Seoul, Korea, in 1988. Bertman retired from coaching following the 2001 season and served as LSU's athletics director for seven years. Bertman was inducted into the College Baseball Hall of Fame in 2006.



40 Rudy Macklin

Rudy Macklin was a two-time basketball All-American selection during his Tiger career from 1976-81 during which time he became LSU's all-time leading rebounder with 1,276 boards and the second-leading scorer in school history behind only the legendary Pete Maravich with 2,080 points. He led the Tigers to two Elite Eight appearances and the 1981 Final Four in Philadelphia. He still holds the school single game rebound record with 32, a mark like some of the great records in any sport that may never be broken.



Ben McDonald (left) and Skip Bertman (right) were honored with jersey retirement ceremonies in Alex Box Stadium.

About LSU Retired Jerseys

The retirement of the jerseys of Casanova, McDonald, Macklin and Augustus comes under a new provision of the LSU jersey retirement bylaws that says the retirement of an athlete's jersey in a particular sport does not preclude a current student-athlete in that sport from wearing the jersey number in that or any other sport, subject to the discretion of the head coach. This provision applies only to jerseys retired after January 1, 2007, so the numbers worn by Maravich, Pettit, O'Neal, Cannon and Bertman may never again be worn by future student-athletes in their respective sports. To have a jersey retired at LSU, an athlete must have completed intercollegiate competition for LSU a minimum of five years prior to nomination. Athletes must have demonstrated truly unusual and outstanding accomplishments, exceeding and in addition to all criteria used for Hall of Fame selection. Nominees must have a unanimous vote of support from the Hall of Fame committee.



37 Tommy Casanova

Tommy Casanova is the only three-time All-American in the history of LSU football and is a member of the College Football Hall of Fame. During his Tiger career from 1969-71, Casanova personified versatility for his myriad of talents as he played offense, defense, returned punts and kickoffs. One of just two three-time All-SEC performers at LSU, he played six seasons with the Cincinnati Bengals of the NFL while earning his medical degree.



19 Ben McDonald

Ben McDonald won the prestigious Golden Spikes Award, given annually to the nation's most outstanding player, in 1989 and is a member of the College Baseball Hall of Fame. He led LSU to two College World Series appearances. In 1989, McDonald was named National Player of the Year by Baseball America, The Sporting News and Collegiate Baseball. He was selected by the Baltimore Orioles as the No. 1 pick in the major league draft in 1989 and went on to enjoy a 10-year major league career with the Orioles and the Milwaukee Brewers.



33 Seimone Augustus

Seimone Augustus is the only women's basketball player in school history to earn State Farm Coaches Association All-America honors three times: 2004, 2005 and 2006. Augustus became LSU's first NCAA National Player of the Year and she claimed the honor twice in 2005 and 2006. A 2006 graduate of LSU, Augustus was the 2012 WNBA Finals MVP after winning a world title. She also led the United States to a gold medal at the 2008 Beijing Olympic Games.

World Class Tigers



Ashleigh Clare-Kearney

- In 2009, became first LSU gymnast to capture two individual national titles



Aaron Hill

- MLB All-Star (2009)
- 2009 American League Comeback Player of the Year
- Two-time Silver Slugger Award (2009, '12)



Sylvia Fowles

- Three-time All-American
- 2008, 2012 U.S. Olympic Gold Medalist
- WNBA All-Star Game MVP



Susan Jackson

- Three-time NCAA individual champion
- 2009-10 SEC Female Athlete of the Year



Esther Jones

- 21-time track All-American
- 1992 Olympic Gold medalist



Muna Lee

- 20-time track All-American
- Two-time Olympian



Richard Thompson

- Eight-time track All-American
- 2008 Olympic Silver medalist



David Toms

- Two-time SEC Golfer of the Year
- 2001 PGA Champion
- 13-time PGA Tour winner



Brittany Mack

- 2011 NFCA First-Team All-American
- 2012 NPF Draft No. 1 pick



Patrick Peterson

- Two-time NFL Pro Bowler (2011, '12)
- 2011 NFL All-Pro
- NFL Record most punt return yards by a rookie in a season

HALL OF FAME TIGERS



Skip Bertman directed LSU to five national championships and 11 CWS appearances.

Skip Bertman

2003 American Baseball Coaches Association Hall of Fame Inductee
2006 College Baseball Hall of Fame Inductee
LSU Jersey #15 Retired in May 2001

Skip Bertman is LSU's all-time winningest coach, as he compiled an 870-330-3 (.724) record in 18 seasons (1984-2001). Bertman, the National Coach of the Year in 1986, 1991, 1993, 1996, 1997 and 2000, and the 1996 United States Olympic head coach, guided the Tigers to five national championships (1991, 1993, 1996, 1997, 2000) and 11 College World Series appearances (1986, '87, '89, '90, '91, '93, '94, '96, '97, '98, '00). Under Bertman, LSU finished in the Top 7 in the national polls in 12 of his final 16 seasons. Bertman was a member of the inaugural class of the College Baseball Hall of Fame that was inducted in July 2006. He is one of only three coaches to have won five College World Series titles. Southern Cal's Dedeaux won 10 CWS crowns from 1958-78, and Augie Garrido has captured five championships with two schools (Cal State Fullerton, 1979, '84, '95; Texas, 2002, '05). Bertman was named to the CWS Legends team in 2010.



Ben McDonald, the 1989 Golden Spikes Award winner, still holds the LSU career strikeout mark with 373.

Ben McDonald

2008 College Baseball Hall of Fame Inductee
LSU Jersey #19 Retired in May 2009

McDonald, a 6-7 right-hander from Denham Springs, La., capped a magnificent 1989 season by receiving the Golden Spikes Award, given by the United States Baseball Federation to the nation's most outstanding amateur player. McDonald, who was also named National Player of the Year by Baseball America, The Sporting News and Collegiate Baseball, was the first player chosen in the free-agent amateur draft and made his major league debut with the Baltimore Orioles in September, 1989.

McDonald, who set an LSU career mark with 373 Ks, established Southeastern Conference standards for single-season strikeouts (202), innings pitched (152.1) and consecutive scoreless innings (44.2). A two-time All-American and a 1988 Olympic gold medalist, he finished his LSU career with a 29-14 record and a 3.24 ERA.

McDonald, who enjoyed an excellent 10-year major league career with the Orioles and Milwaukee Brewers, also lettered as an LSU basketball player. He was a member of the 1986-87 Tiger hoops squad which advanced to the Elite Eight of the NCAA Tournament.



Todd Walker was voted the Most Valuable Player of the 1993 College World Series.

Todd Walker

2009 College Baseball Hall of Fame Inductee

Todd Walker was voted in 1996 as the second baseman on the College World Series All-Time Team by the readers of the Omaha World-Herald. Walker, a 2006 inductee into the LSU Athletics Hall of Fame, completed a brilliant three-year LSU career in 1994 as he became the SEC's all-time leader in hits (310), runs (234), RBI (246) and total bases (557). A 1993 and 1994 All-America selection, he helped lead LSU to the '93 national championship and was named the Most Valuable Player of the CWS. Walker, a native of Bossier City, La., was a 1994 finalist for the Golden Spikes Award and the Smith Award, as he batted .393 with 18 homers and 68 RBI. He was also named the Most Outstanding Player of the '94 NCAA South Regional, and he was selected to the CWS All-Tournament team. Walker finished his career as LSU's all-time leader in hits, runs, RBI, total bases, home runs (52), doubles (61), triples (15) and batting average (.396). Walker was named to the CWS Legends team in 2010.



Eddy Furniss (left) was joined by Skip Bertman at the 2010 College Baseball Hall of Fame induction ceremony in Lubbock, Texas.

Eddy Furniss

2010 College Baseball Hall of Fame Inductee

LSU first baseman Eddy Furniss culminated a sterling four-year career by receiving the 1998 Dick Howser Trophy as college baseball's most outstanding player. Furniss, a 2007 inductee into the LSU Athletics Hall of Fame, finished his career as the SEC's all-time leader in hits (352), home runs (80), RBI (308), doubles (87) and total bases (689). He is also No. 1 on the LSU career list for slugging percentage (.727) and walks (191). In NCAA annals, Furniss finished his career No. 3 all-time in total bases, No. 4 in home runs and doubles, and No. 5 in RBI. The Nacogdoches, Texas, native – who posted a .371 lifetime batting average – hit .403 in 1998 with 27 doubles, three triples, 28 homers, 85 runs and 76 RBI, earning First-Team All-America and all-SEC honors. He was also voted a second-team Academic all-American with a 3.5 gpa in zoology.



Paul Mainieri has guided LSU to three CWS berths in seven seasons.

Paul Mainieri

2014 ABCA Hall of Fame Inductee

Paul Mainieri, who directed LSU to the 2009 College World Series title, was inducted into the American Baseball Coaches Hall of Fame in January 2014. The 2009 national championship is one of the many highlights of Mainieri's seven-season tenure at LSU, which has featured three College World Series appearances, four NCAA Regional titles, two Southeastern Conference championships, four SEC Tournament titles and four SEC Western Division crowns. Entering his 32nd season as a college head coach, Mainieri is one of only five active NCAA coaches to have won a national championship and over 1,000 games during his career.

Mainieri joined in the ABCA Hall of Fame his father, Demie Mainieri, who directed Miami-Dade North Community College to 1,012 wins and a national title in his 30-year career. Demie and Paul Mainieri are the only father-son combination in the ABCA Hall of Fame.

MEN OF HONOR

Two of the finest men to wear an LSU baseball uniform - third baseman Wally Pontiff and pitcher Robbie Smith - were recognized on LSU's Wall of Honor, the center field wall of the original Alex Box Stadium. Their jersey numbers were painted on the wall as tributes to individuals who brought esteem to the university through their exploits on the field and through their accomplishments as vital citizens. Pontiff and Smith were honored posthumously.



Robbie Smith

Smith, a trooper for the Florida Highway Patrol, was killed in Miami in July 1997, when a man slammed his car into the back of Smith's parked police cruiser. The 34-year-old Smith, was trapped inside his car, which exploded on impact on Interstate 95.

Smith, a four-year veteran of the Florida Highway Patrol, had served with the Tri-County DUI Task Force for the 18 months prior to his death. The federally funded program allows nine state troopers from Dade, Broward and Palm Beach counties to stop drunk drivers and bring them to jail. For four years, Smith had been a member of the "One Hundred Club," a group of troopers recognized by the Florida Highway Patrol and Mothers Against Drunk Driving for having arrested more than 100 drunk drivers annually.

Smith came to the LSU baseball program in the fall of 1983 as a transfer from Miami Dade South Junior College. He pitched for head coach Skip Bertman's first two LSU teams in 1984 and 1985, serving as the '85 team captain. Smith earned 1985 all-Southeastern Conference honors, posting a 6-1 record and a 3.83 ERA in 80 innings of work. He recorded 71 strikeouts and 35 walks in helping the '85 Tigers win the SEC Western Division and advance to an NCAA regional for the first time in 10 years.

Smith pitched in the Minnesota Twins organization from 1985 to 1989, and he earned his bachelor's degree from LSU in 1989.

Smith is survived by his wife Lisa; their twins, Todd Michael and Taylor Marie; his parents David and Brenda Smith; and his brother Danny Smith, a former Florida Highway Patrol trooper. Danny Smith pitched at the University of Miami when Bertman worked as an assistant coach there.

Wally Pontiff

Pontiff died on July 24, 2002, in his parents' Metairie, La., home due to heart abnormalities.

A three-year letterman, the 21-year-old star was the designated hitter on LSU's 2000 NCAA championship team, and he was the Tigers' starting third baseman in 2001 and 2002. A biological sciences major with a 3.25 gpa, Pontiff was named to the 2002 District VI Academic all-America team, and he was a two-time of the Southeastern Conference Academic Honor Roll.

Pontiff was selected by the Oakland Athletics in the 21st round of the 2002 major league baseball draft. Prior to his death, he was considering a decision to either sign with the Athletics or return to LSU for his senior season.

As a freshman, Pontiff helped lead the Tigers to the 2000 national title, batting .347 with 20 doubles, seven homers and 45 RBI. He was voted the Most Outstanding Player of the 2000 SEC Tournament, and he was named an honorable mention Freshman all-American by Collegiate Baseball magazine.

Pontiff also hit .347 in 2001 with nine doubles, seven homers and 58 RBI. He earned first-team all-SEC recognition, and he was voted to the NCAA Baton Rouge Regional all-tournament team. The Tigers reached the NCAA Super Regional round and completed the season ranked No. 9 in the country.

He batted .339 in 2002 with 20 doubles, six homers and 46 RBI, earning second-team all-SEC honors as the Tigers advanced to an NCAA Super Regional and finished No. 11 in the nation.

Pontiff completed the 2002 season on the LSU career Top 10 lists in three offensive categories -- hits (9th, 254), doubles (tied for 7th, 49) and batting average (10th, .344).

Prior to beginning his collegiate career, he was an honor roll student and all-state baseball player at Jesuit High School in New Orleans.

Pontiff is survived by his father Wally, Sr.; his mother, Terry; a younger sister, Haley; and a younger brother, Nicholas.



First-Team All-Americans



Allen Smith



Mike Miley



Ben McDonald



Wes Grisham



Lloyd Peever



Todd Walker



Eddy Furniss



Patrick Coogan

Allen Smith | LHP • Maysville, Ky.

1961 First-Team All-American

SMITH'S LSU CAREER STATISTICS

YEAR	W-L	ERA	IP	H	R	ER	BB	SO
1960	5-5	2.31	70.1	55	27	18	21	46
1961	10-2	1.34	88.0	53	18	13	25	75
1962	7-2	1.93	79.0	59	30	17	27	54
TOTAL	22-9	1.82	237.1	167	75	48	73	175

Mike Miley | INF • Metairie, La.

1974 First-Team All-American

MILEY'S LSU CAREER STATISTICS

YEAR	G	AB	R	H	AVG.	2B	3B	HR	RBI	BB	SO	SB
1972	39	120	27	40	.333	7	1	8	31	22	16	3
1973	31	99	22	27	.273	4	2	2	11	21	28	3
1974	35	102	19	28	.275	6	4	3	16	24	13	5
TOTAL	105	321	68	95	.280	17	7	13	58	67	57	11

Ben McDonald | RHP • Denham Springs, La.

1988 & 1989 First-Team All-American

1989 Golden Spikes Award Recipient

MCDONALD'S LSU CAREER STATISTICS

YEAR	G-GS	W-L	ERA	SV	CG	SHO	IP	H	R	ER	BB	SO
1987	14-4	2-3	4.06	1	0	0	37.2	43	19	17	4	27
1988	22-14	13-7	2.65	1	10	0	118.2	96	46	35	27	144
1989	26-21	14-4	3.49	4	8	3	152.1	124	68	59	40	202
TOTAL	62-39	29-14	3.24	6	18	3	308.2	263	133	111	71	373

Wes Grisham | OF • Norman, Okla.

1990 First-Team All-American

GRISHAM'S LSU CAREER STATISTICS

YEAR	G	AB	R	H	AVG.	2B	3B	HR	RBI	BB	SO	SB
1989	72	291	68	106	.364	26	6	19	85	31	44	11
1990	73	278	65	100	.360	18	4	11	72	34	41	5
TOTAL	145	569	133	206	.362	44	10	30	157	65	85	16

Lloyd Peever | RHP • Stonewall, Okla.

1992 First-Team All-American

1992 Collegiate Baseball National Player of the Year

PEEVER'S LSU CAREER STATISTICS

YEAR	G-GS	W-L	ERA	SV	CG	SHO	IP	H	R	ER	BB	SO
1992	17-15	14-0	1.98	0	3	1	104.2	67	25	23	20	116

Todd Walker | 2B • Bossier City, La.

1993 & 1994 First-Team All-American

1993 College World Series Most Outstanding Player

1992 National Freshman of the Year

All-Time College World Series Team

WALKER'S LSU CAREER STATISTICS

YEAR	AB	R	H	RBI	AVG.	2B	3B	HR	TB	SPCT.	BB	SO	SB
1992	250	72	100	76	.400	21	3	12	163	.652	38	28	18
1993	276	85	109	102	.395	17	11	22	214	.775	49	35	14
1994	257	77	101	68	.393	23	1	18	180	.700	52	28	19
TOTAL	783	234	310	246	.396	61	15	52	557	.711	139	91	51



Brett Laxton



Russ Johnson



Scott Schultz



Eddie Yarnall



Brandon Larson



Brad Cresse



Kurt Ainsworth



Aaron Hill

Brett Laxton | RHP • Audubon, N.J.

1993 First-Team All-American
1993 National Freshman of the Year

LAXTON'S LSU CAREER STATISTICS

YEAR	G-GS	W-L	ERA	SV	CG	SHO	IP	H	R	ER	BB	SO
1993	19-17	12-1	1.98	0	5	1	109	67	32	24	47	98
1994	14-14	4-5	4.36	0	1	0	66	63	46	32	38	54
1995	13-13	4-4	4.37	0	0	0	68	65	44	33	42	65
1996	14-12	8-2	3.54	0	0	0	56	50	29	22	28	55
TOTAL	60-56	28-12	3.34	0	6	1	299	245	151	111	155	272

Russ Johnson | SS • Denham Springs, La.

1994 First-Team All-American
1994 SEC Player of the Year

JOHNSON'S LSU CAREER STATISTICS

YEAR	G	AB	R	H	AVG.	2B	3B	HR	RBI	BB	SO	SB
1992	63	240	61	81	.338	16	3	7	49	29	35	16
1993	71	259	83	92	.355	18	3	8	58	67	24	19
1994	66	234	72	96	.410	26	4	17	74	67	25	26
TOTAL	200	733	216	269	.367	60	10	32	181	163	84	61

Scott Schultz | RHP • Sterling, Va.

1995 First-Team All-American

SCHULTZ' LSU CAREER STATISTICS

YEAR	G-GS	W-L	ERA	SV	CG	SHO	IP	H	R	ER	BB	SO
1992	21-10	8-3	2.90	0	3	1	93.1	80	32	31	29	76
1993	23-12	7-3	4.91	3	0	0	66.0	76	43	36	33	52
1994	19-17	12-2	3.26	1	4	1	118.2	112	60	43	29	131
1995	16-15	11-4	3.46	0	6	0	117.0	97	49	45	27	150
TOTAL	79-54	38-12	3.51	4	13	2	398.0	365	184	155	118	409

Eddie Yarnall | LHP • Coral Springs, Fla.

1996 First-Team All-American

YARNALL'S LSU CAREER STATISTICS

YEAR	G-GS	W-L	ERA	SV	CG	SHO	IP	H	R	ER	BB	SO
1994	5-5	0-0	10.95	0	0	0	12.1	12	16	15	10	17
1995	16-10	5-0	3.45	0	1	0	60	46	29	23	36	87
1996	19-17	11-1	2.38	0	3	0	124.2	89	37	33	52	156
TOTAL	40-32	16-1	3.24	0	4	0	197	147	82	71	98	260

Eddy Furniss | 1B • Nacogdoches, Texas

1996 & 1998 First-Team All-American
1998 Dick Howser Award Recipient
1996 SEC Player of the Year

FURNISS' LSU CAREER STATISTICS

YEAR	AVG.	G	AB	R	H	2B	3B	HR	RBI	BB	SO	SB-A
1995	.326	62	215	30	70	14	1	9	52	15	44	2-2
1996	.374	66	238	69	89	21	1	26	103	46	43	1-2
1997	.378	70	259	77	98	25	0	17	77	58	56	0-3
1998	.403	67	236	85	95	27	3	28	76	72	40	0-3
TOTAL	.371	265	948	261	352	87	5	80	308	191	183	3-10

Patrick Coogan | RHP • Baton Rouge, La.

1997 First-Team All-American

COOGAN'S LSU CAREER STATISTICS

YEAR	G-GS	W-L	ERA	SV	CG	SHO	IP	H	R	ER	BB	SO
1995	8-2	2-0	3.72	0	0	0	19.1	15	9	8	3	27
1996	26-10	6-0	4.13	1	0	0	80.2	88	48	37	28	95
1997	25-17	14-3	4.46	3	3	0	125	114	69	62	36	144
TOTAL	59-29	22-3	4.28	4	3	0	225	217	126	107	67	266

First-Team All-Americans



Jon Zeringue



Ryan Patterson



Blake Dean



Louis Coleman



Mikie Mahtook



Kevin Gausman

Brandon Larson | SS • San Antonio, Texas

1997 First-Team All-American

1997 College World Series Most Outstanding Player

LARSON'S LSU CAREER STATISTICS

YEAR	G	AB	R	H	AVG.	2B	3B	HR	RBI	BB	SO	SB
1997	69	289	82	110	.381	16	2	40	118	21	57	9

Brad Cresse | C • Seal Beach, Calif.

1998 & 2000 First-Team All-American

2000 Johnny Bench Award Recipient

CRESSE'S LSU CAREER STATISTICS

YEAR	G	AB	R	H	AVG.	2B	3B	HR	RBI	BB	SO	SB
1997	45	122	25	27	.221	4	0	9	22	9	49	0
1998	63	232	55	75	.323	13	0	29	90	32	66	0
1999	59	215	52	65	.302	11	0	10	39	26	47	2
2000	69	273	73	106	.388	21	0	30	106	39	51	1
TOTAL	236	842	205	273	.324	49	0	78	257	106	213	3

Kurt Ainsworth | RHP • Baton Rouge, La.

1999 First-Team All-American

2000 Olympic Gold Medalist

AINSWORTH'S LSU CAREER STATISTICS

YEAR	G-GS	W-L	ERA	SV	CG	SHO	IP	H	R	ER	BB	SO
1998	6-0	0-0	4.50	0	0	0	8.0	10	5	4	7	14
1999	22-19	13-6	3.45	1	5	2	130.1	114	65	50	48	157
TOTAL	28-19	13-6	3.51	1	5	2	138.1	124	70	54	55	171

Aaron Hill | SS • Visalia, Calif.

2003 First-Team All-American

2003 SEC Player of the Year

HILL'S LSU CAREER STATISTICS

YEAR	G-GS	AB	R	H	AVG.	2B	3B	HR	RBI	BB	SO	SB-SBA
2001	46-34	134	27	40	.299	5	1	5	36	15	17	6-7
2002	56-54	222	46	73	.329	18	2	9	47	20	20	10-11
2003	68-68	265	68	95	.358	27	4	9	67	47	21	9-11
TOTAL	170-156	621	141	208	.335	50	7	23	150	82	58	25-29

Jon Zeringue | RF • Thibodaux, La.

2004 First-Team All-American

2004 SEC Co-Player of the Year

ZERINGUE'S LSU CAREER STATISTICS

YEAR	G-GS	AB	R	H	AVG.	2B	3B	HR	RBI	BB	SO	SB-SBA
2002	36-30	98	10	24	.245	5	0	2	8	6	21	1-1
2003	60-59	227	50	77	.339	15	0	13	45	21	56	6-10
2004	65-65	255	56	98	.384	19	2	12	57	26	37	3-5
TOTAL	161-154	580	116	199	.343	39	2	27	110	53	114	10-16

Ryan Patterson | OF • Rowlett, Texas

2005 First-Team All-American

2003 & 2005 First-Team All-SEC

PATTERSON'S LSU CAREER STATISTICS

YEAR	G-GS	AB	R	H	AVG.	2B	3B	HR	RBI	BB	SO	SB-SBA
2003	64-63	263	59	92	.350	20	1	16	51	14	39	3-7
2004	65-65	293	70	100	.341	23	2	14	67	15	46	6-7
2005	61-61	249	74	92	.369	23	2	20	56	30	28	7-8
TOTAL	190-189	805	203	284	.353	66	5	50	174	59	113	16-22

Blake Dean | OF • Crestview, Fla.

2008 First-Team All-American

2008 NCAA Regional Most Valuable Player

2008 SEC Tournament Most Valuable Player

DEAN'S LSU CAREER STATISTICS

YEAR	AVG	GP	GS	AB	R	H	2B	3B	HR	RBI	BB	SO	SB	ATT
2007	.316	56	56	206	30	65	12	3	7	46	20	25	1	2
2008	.353	67	67	269	62	95	18	3	20	73	35	46	4	6
TOTAL	.337	123	123	475	92	160	30	6	27	119	55	71	5	8



Raph Rhymes



Alex Bregman



Mason Katz



Aaron Nola

Louis Coleman | RHP • Schlater, Miss.

2009 First-Team All-American
2009 SEC Pitcher of the Year
2009 First-Team All-SEC

COLEMAN'S LSU CAREER STATISTICS

YEAR	ERA	W	L	APP	GS	CG	SHO	CBO	SV	IP	H	R	ER	BB	SO
2006	6.14	5	6	15	13	0	0	0	0	80.2	95	60	55	33	50
2007	5.59	2	3	22	4	0	0	0	4	46.2	60	33	29	10	49
2008	1.95	8	1	23	3	0	0	0	2	55.1	45	15	12	10	62
2009	2.93	14	2	25	16	2	1	2	0	129.0	108	48	42	23	142
TOTAL	3.99	29	12	85	36	2	1	2	6	311.2	308	156	138	76	303

Mikie Mahtook | OF • Lafayette, La.

2011 First-Team All-American
2011 First-Team All-SEC
2009 SEC Tournament MVP

MAHTOOK'S LSU CAREER STATISTICS

YEAR	AVG	GP	GS	AB	R	H	2B	3B	HR	RBI	BB	SO	SB	ATT
2009	.316	63	49	196	41	62	8	3	7	38	14	41	9	13
2010	.335	61	61	239	68	80	19	4	14	50	38	54	22	32
2011	.383	56	56	196	61	75	12	5	14	56	41	32	29	38
TOTAL	.344	180	166	631	170	217	39	12	35	144	93	127	60	83

Kevin Gausman | RHP • Centennial, Colo.

2012 First-Team All-American
2012 First-Team All-SEC

GAUSMAN'S LSU CAREER STATISTICS

YEAR	ERA	W	L	APP	GS	CG	SHO	CBO	SV	IP	H	R	ER	BB	SO
2011	3.51	5	6	14	14	1	1	0	0	89.2	70	37	35	23	86
2012	2.77	12	2	18	17	2	0	2	0	123.2	106	42	38	28	135
TOTAL	3.08	17	8	32	31	3	1	2	0	213.1	176	79	73	51	221

Raph Rhymes | OF • Monroe, La.

2012 First-Team All-American
2012 SEC Player of the Year
2012 First-Team All-SEC

RHYMES' LSU CAREER STATISTICS

YEAR	AVG	GP	GS	AB	R	H	2B	3B	HR	RBI	BB	SO	SB	ATT
2011	.360	56	56	214	43	77	18	0	3	42	24	19	8	10
2012	.431	61	61	232	44	100	11	0	4	53	22	13	2	6
TOTAL	.397	117	117	446	87	177	29	0	7	95	46	32	10	16

Alex Bregman | SS • Albuquerque, N.M.

2013 First-Team All-American
2013 National and SEC Freshman of the Year
2013 Brooks Wallace Award Winner

BREGMAN'S LSU CAREER STATISTICS

YEAR	AVG	GP	GS	AB	R	H	2B	3B	HR	RBI	BB	SO	SB	ATT
2013	.369	67	67	282	59	104	18	7	6	52	24	25	16	17

Mason Katz | 1B • Harahan, La.

2013 First-Team All-American
2013 First-Team All-SEC
2012 & 2011 Second-Team All-SEC

KATZ'S LSU CAREER STATISTICS

YEAR	AVG	GP	GS	AB	R	H	2B	3B	HR	RBI	BB	SO	SB	ATT
2010	.318	23	8	44	11	14	2	0	0	5	4	6	0	0
2011	.337	51	50	190	40	64	21	2	4	53	9	34	6	10
2012	.320	64	64	241	65	77	15	1	13	52	33	52	8	12
2013	.370	68	68	243	53	90	14	2	16	70	41	38	5	12
TOTAL	.341	206	190	718	169	245	52	5	33	180	87	130	19	34

Aaron Nola | RHP • Baton Rouge, La.

2013 First-Team All-American
2013 SEC Pitcher of the Year
2012 First-Team Freshman All-American

NOLA'S LSU CAREER STATISTICS

YEAR	ERA	W	L	APP	GS	CG	SHO	CBO	SV	IP	H	R	ER	BB	SO
2012	3.61	7	4	19	16	0	0	4	0	89.2	88	39	36	7	89
2013	1.57	12	1	17	17	5	3	2	0	126.0	83	30	22	18	122
TOTAL	2.42	19	5	36	33	5	3	6	0	215.2	171	69	58	25	211

MAJOR LEAGUE TIGERS



MLB World Series Champions from LSU

INF Alvin Dark	New York Giants - 1954 (player)
	Oakland Athletics - 1974 (manager)
1B Joe Bill Adcock	Milwaukee Braves - 1957
LHP Mark Guthrie	Minnesota Twins - 1991
LHP Eddie Yarnall	New York Yankees - 1999 and 2000
LHP Randy Keisler	New York Yankees - 2000
RHP Russ Springer	Arizona Diamondbacks - 2001
RHP Curtis Leskanic	Boston Red Sox - 2004
RHP Brian Wilson	San Francisco Giants - 2010 and 2012
INF Mike Fontenot	San Francisco Giants - 2010
LHP Brian Tallet	St. Louis Cardinals - 2011
INF Ryan Theriot	St. Louis Cardinals - 2011
	San Francisco Giants - 2012

LSU's Major League All-Stars

Connie Ryan, 2B	Boston Braves (NL) - 1944
Alvin Dark, SS	New York Giants (NL) - 1951-52, 1954
Joe Bill Adcock, 1B	Milwaukee Braves (NL) - 1960
Albert Belle, OF	Cleveland Indians (AL) - 1993-96
	Chicago White Sox (AL) - 1997
Paul Byrd, RHP	Philadelphia Phillies (NL) - 1999
Brian Wilson, RHP	San Francisco Giants (NL) - 2008, 2010, 2011
Brad Hawpe, OF	Colorado Rockies (NL) - 2009
Aaron Hill, 2B	Toronto Blue Jays (AL) - 2009

Former LSU pitcher Brian Wilson helped lead San Francisco to the 2010 World Championship as the Giants' closer.



Sixty-three former LSU players have reached the major leagues, including 49 Tigers since 1987. LSU has had at least one former player make his MLB debut in 21 of the past 23 seasons. Pictured on page 51 are the former LSU players that have reached the big leagues since 1987.



Aaron Hill



Todd Walker



Brad Hawpe

LSU MAJOR LEAGUERS SINCE 1987



Kurt Ainsworth



Sean Barker



Albert Belle



Jim Bowie



Paul Byrd



Louis Coleman



Roy Corcoran



Mike Fontenot



Charlie Furbush



Kevin Gausman



Rick Greene



Mark Guthrie



Will Harris



Brad Hawpe



Eric Hetzel



Aaron Hill



Trey Hodges



Russ Johnson



Ryan Jorgensen



Randy Keisler



Brandon Larson



Brett Laxton



DJ LeMahieu



Curtis Leskanic



Todd Linden



Barry Manuel



Ben McDonald



Warren Morris



Lyle Mouton



John O'Donoghue



Chad Ogea



Keith Osik




Clay Parker



Jeff Reboulet



Armando Rios



Billy Sadler



Andy Sheets



Mike Sirotko



Greg Smith



Russ Springer



Nick Stavinoha



Brian Tallet



Ryan Theriot



Ryan Verdugo



Jack Voigt



Todd Walker



Brian Wilson



Eddie Yarnall



Shane Youman

LSU Stats of MLB Players (since 1987)



Curtis Leskanic

Eric Hetzel RHP

YEAR	A	GS	CG	W	L	ERA	IP	H	R	ER	BB	SO	HB	WP	BK	SHO	SV
1985	23	17	2	10	4	3.77	105	86	53	44	60	99	2	8	1	0	0

Aaron Hill SS

YEAR	G-GS	AB	R	H	AVG.	2B	3B	HR	RBI	BB	SO	SB-SBA
2001	46-34	134	27	40	.299	5	1	5	36	15	17	6-7
2002	56-54	222	46	73	.329	18	2	9	47	20	20	10-11
2003	68-68	265	68	95	.358	27	4	9	67	47	21	9-11
TOTAL	170-156	621	141	208	.335	50	7	23	150	82	58	25-29

Trey Hodges RHP

YEAR	G-GS	W-L	ERA	SV	CG	SHO	IP	H	R	ER	BB	SO
1999	13-7	3-2	7.08	0	0	0	34.1	50	31	27	8	38
2000	20-6	5-2	5.25	2	0	0	60.0	79	42	35	23	52
TOTALS	33-13	8-4	5.92	2	0	0	94.1	129	73	62	31	90

Russ Johnson SS

YEAR	G	AB	R	H	AVG.	2B	3B	HR	RBI	BB	SO	SB
1992	63	240	61	81	.338	16	3	7	49	29	35	16
1993	71	259	83	92	.355	18	3	8	58	67	24	19
1994	66	234	72	96	.410	26	4	17	74	67	25	26
TOTALS	200	733	216	269	.367	60	10	32	181	163	84	61

Ryan Jorgensen C

YEAR	G	AB	R	H	AVG.	2B	3B	HR	RBI	BB	SO	SB-A
2000	44	116	23	35	.302	13	1	4	23	15	27	3-4

Randy Keisler LHP

YEAR	ERA	W-L	G	GS	CG	SHO	SV	IP	H	R	ER	BB	SO
1998	4.61	9-5	27	12	2	1	2	99.2	97	65	51	33	135

Brandon Larson INF

YEAR	G	AB	R	H	AVG.	2B	3B	HR	RBI	BB	SO	SB
1997	69	289	82	110	.381	16	2	40	118	21	57	9

Brett Laxton RHP

YEAR	G-GS	W-L	ERA	SV	CG	SHO	IP	H	R	ER	BB	SO
1993	19-17	12-1	1.98	0	5	1	109	67	32	24	47	98
1994	14-14	4-5	4.36	0	1	0	66	63	46	32	38	54
1995	13-13	4-4	4.37	0	0	0	68	65	44	33	42	65
1996	14-12	8-2	3.54	0	0	0	56	50	29	22	28	55
TOTALS	60-56	28-12	3.34	0	6	1	299	245	151	111	155	272

DJ LeMahieu INF

YEAR	AVG	GP	GS	AB	R	H	2B	3B	HR	RBI	BB	HBP	SO	SB	ATT
2008	.337	68	67	258	56	87	11	1	6	44	20	3	31	10	11
2009	.350	72	72	274	57	96	13	4	5	43	31	5	41	12	16
TOTAL	.344	140	139	532	113	183	24	5	11	87	51	8	72	22	27

Curtis Leskanic RHP

YEAR	G-GS	W-L	ERA	SV	CG	SHO	IP	H	R	ER	BB	SO
1988	2-0	0-0	0.00	0	0	0	1.3	1	0	0	1	2
1989	29-15	15-2	3.19	3	1	0	115.7	102	54	41	51	120
TOTALS	31-15	15-2	3.15	3	1	0	117.0	103	54	41	52	122

Todd Linden OF

YEAR	G-GS	AB	R	H	AVG.	2B	3B	HR	RBI	BB	SO	SB-SBA
2001	66-65	256	65	80	.312	14	1	20	76	26	49	9-11

Barry Manuel RHP

YEAR	G-GS	W-L	ERA	SV	CG	SHO	IP	H	R	ER	BB	SO
1985	1-0	0-0	0.00	0	0	0	2.0	0	0	0	5	2
1986	41-0	10-3	2.37	9	0	0	72.7	41	23	19	46	91
1987	32-0	5-2	2.83	9	0	0	60.3	39	23	19	43	72
TOTALS	74-0	15-5	2.53	18	0	0	135.0	80	46	38	94	165

Ben McDonald RHP

YEAR	G-GS	W-L	ERA	SV	CG	SHO	IP	H	R	ER	BB	SO
1987	14-4	2-3	4.06	1	0	0	37.7	43	19	17	4	27
1988	22-14	13-7	2.65	1	10	0	118.7	96	46	35	27	144
1989	26-21	14-4	3.49	4	8	3	152.3	124	68	59	40	202
TOTALS	62-39	29-14	3.24	6	18	3	308.7	263	133	111	71	373



Todd Linden



Warren Morris

Warren Morris INF

YEAR	G	AB	R	H	AVG.	2B	3B	HR	RBI	BB	SO	SB
1994	64	229	58	65	.284	7	0	4	33	51	45	9
1995	64	252	70	93	.369	17	3	8	50	49	31	18
1996	28	75	24	30	.400	3	0	1	19	11	12	4
TOTALS	156	556	152	188	.338	27	3	13	102	111	88	31

Lyle Mouton OF

YEAR	AB	R	H	RBI	AVG.	2B	3B	HR	TB	SPCT.	BB	SO	SB
1990	174	44	61	41	.351	23	6	9	111	.638	33	39	5
1991	249	78	88	62	.355	17	2	13	148	.597	52	44	20
TOTALS	422	122	149	103	.353	40	8	22	259	.614	85	83	25

John O'Donoghue LHP

YEAR	G-GS	W-L	ERA	SV	CG	SHO	IP	H	R	ER	BB	SO
1988	10-2	1-0	3.78	3	0	0	16.7	12	13	7	23	21
1989	12-6	3-1	4.99	1	0	0	30.7	34	23	17	27	32
1990	20-18	12-3	2.88	0	2	1	109.3	118	46	35	27	85
TOTALS	42-26	16-4	3.39	4	2	1	156.7	164	82	59	77	138

Chad Ogea RHP

YEAR	G-GS	W-L	ERA	SV	CG	SHO	IP	H	R	ER	BB	SO
1989	16-2	2-0	2.56	0	0	0	31.7	19	11	9	15	33
1990	23-20	14-2	3.62	0	5	0	131.7	100	64	53	44	123
1991	25-20	14-5	3.08	1	1	0	131.3	117	59	45	48	140
TOTALS	64-42	30-7	3.27	1	6	0	294.7	236	134	107	107	296

Keith Osik C

YEAR	AB	R	H	RBI	AVG.	2B	3B	HR	TB	SPCT.	BB	SO	SB
1988	145	18	27	23	.186	7	1	2	42	.290	24	22	2
1989	262	58	78	37	.298	14	1	3	103	.393	39	27	4
1990	268	60	91	65	.340	23	4	8	146	.545	45	35	15
TOTALS	675	136	196	125	.290	44	6	13	291	.431	108	84	21

Clay Parker RHP

YEAR	A	GS	CG	W	L	ERA	IP	H	R	ER	BB	SO	HB	WP	BK	SHO	SV
1982	18	9	4	4	4	4.96	65.3	61	50	36	50	42	1	4	-	1	-
1983	13	8	1	0	5	8.20	45	58	48	41	35	40	3	1	-	0	-
1984	21	13	4	7	5	4.04	91.3	95	56	41	30	67	2	6	-	0	-
1985	21	15	4	8	2	4.13	94.3	99	54	43	34	98	5	9	1	1	1
TOTALS	73	45	13	19	16	4.90	296	313	208	161	149	247	11	20	1	2	1

Jeff Reboulet INF

YEAR	AB	R	H	RBI	AVG.	2B	3B	HR	TB	SPCT.	BB	SO	SB
1985	211	58	65	33	.308	11	2	5	95	.450	46	33	34
1986	254	63	74	38	.291	19	4	2	107	.421	47	29	24
TOTALS	465	121	139	71	.299	30	6	7	202	.434	93	62	58

Armando Rios OF

YEAR	G	AB	R	H	AVG.	2B	3B	HR	RBI	BB	SO	SB
1991	59	136	40	41	.301	11	0	4	20	33	21	4
1992	58	197	49	47	.239	9	1	7	40	46	41	12
1993	70	235	71	75	.319	13	4	9	61	64	33	20
TOTALS	187	568	160	63	.278	33	5	20	101	143	95	36

Billy Sadler RHP

YEAR	G-GS	W-L	ERA	SV	CG	SHO	IP	H	R	ER	BB	SO
2003	28-1	1-2	3.89	4	0	0	44.0	36	27	19	27	57

Andy Sheets SS

YEAR	AB	R	H	RBI	AVG.	2B	3B	HR	TB	SPCT.	BB	SO	SB
1991	238	48	65	42	.273	11	4	3	93	.391	39	45	9
1992	265	54	85	43	.321	17	1	7	125	.472	29	50	7
TOTALS	503	102	150	85	.298	28	5	10	218	.433	68	95	16

Mike Sirotko LHP

YEAR	G-GS	W-L	ERA	SV	CG	SHO	IP	H	R	ER	BB	SO
1990	21-1	1-2	3.12	1	0	0	49.0	51	22	17	24	53
1991	31-1	11-0	2.80	1	2	1	99.7	86	41	31	43	96
1992	22-10	6-3	4.48	2	0	0	78.3	77	50	39	26	72
1993	13-16	12-6	1.99	0	10	2	145.0	121	42	32	35	105
TOTALS	97-42	30-11	2.88	4	12	3	372.0	335	155	119	128	326



Keith Osik



Russ Springer



Brian Tallet



Ryan Theriot

Greg Smith LHP

YEAR	ERA	W	L	APP	GS	CG	SHO	SV	IP	H	R	ER	BB	SO
2003	4.01	0	2	17	0	0	0	1	33.2	39	26	15	7	30
2004	2.35	2	0	22	0	0	0	1	30.2	26	8	8	13	35
2005	2.60	10	3	17	16	3	2	0	104.0	99	40	30	25	82
TOTAL	2.83	12	5	56	16	3	2	2	168.1	164	74	53	45	147

Russ Springer RHP

YEAR	G-GS	W-L	ERA	SV	CG	SHO	IP	H	R	ER	BB	SO
1987	14-6	3-0	4.43	0	0	0	42.7	33	28	21	28	68
1988	21-15	7-7	2.95	4	4	0	119	98	48	39	73	156
1989	21-14	9-3	3.49	2	1	0	90.3	75	43	35	40	89
TOTALS	56-35	19-10	3.39	6	5	0	252	206	119	95	141	313

Nick Stavinoha OF

YEAR	AVG	GP	GS	AB	R	H	2B	3B	HR	RBI	BB	SO	SB	ATT
2004	.323	59	58	232	46	75	17	1	8	42	16	33	3	5
2005	.370	62	60	257	50	95	23	1	18	65	17	20	5	6
TOTAL	.348	121	118	489	96	170	40	2	26	107	33	53	8	11

Brian Tallet LHP

YEAR	G-GS	W-L	ERA	SV	CG	SHO	IP	H	R	ER	BB	SO
1999	19-12	3-4	5.01	0	0	0	59.1	59	41	33	30	60
2000	25-21	15-3	3.52	1	3	3	143.1	132	74	56	57	134
TOTALS	44-33	18-7	3.95	1	3	3	202.2	191	115	89	87	194

Ryan Theriot SS

YEAR	AVG	GP-GS	AB	R	H	2B	3B	HR	RBI	BB	SO	SB-ATT
1999	.322	65-65	242	55	78	11	3	2	41	52	33	13-20
2000	.305	69-69	275	68	84	14	3	2	41	57	30	7-10
2001	.353	67-67	266	67	94	18	3	1	48	48	35	17-20
TOTAL	.327	201-201	783	190	256	43	9	5	130	157	98	37-50

Ryan Verdugo LHP

YEAR	ERA	W	L	APP	GS	CG	SHO	CBO	SV	IP	H	R	ER	BB	SO
2008	4.12	9	4	20	18	1	0	1	0	96.0	95	51	44	37	85

Jack Voigt OF

YEAR	AB	R	H	RBI	AVG.	2B	3B	HR	TB	SPCT.	BB	SO	SB
1985	8	2	2	3	.250	0	0	0	2	.250	1	3	0
1986	128	28	37	32	.289	8	0	9	72	.563	28	28	6
1987	248	63	73	61	.294	12	3	16	139	.560	42	62	12
TOTALS	384	93	112	96	.292	20	3	25	213	.555	71	93	18

Todd Walker 2B

YEAR	AB	R	H	RBI	AVG.	2B	3B	HR	TB	SPCT.	BB	SO	SB
1992	250	72	100	76	.400	21	3	12	163	.652	38	28	18
1993	276	85	109	102	.395	17	11	22	214	.775	49	35	14
1994	257	77	101	68	.393	23	1	18	180	.700	52	28	19
TOTALS	783	234	310	246	.396	61	15	52	557	.711	139	91	51

Brian Wilson RHP

YEAR	G-GS	W-L	ERA	SV	CG	SHO	IP	H	R	ER	BB	SO
2001	20-4	3-2	5.67	3	0	0	39.2	40	28	25	20	22
2002	23-10	10-5	3.54	2	2	1	94.0	112	50	37	31	71
2003	8-8	5-3	3.38	0	1	1	50.2	60	23	19	13	35
TOTAL	51-22	18-10	3.95	5	3	2	184.1	212	101	81	64	128

Eddie Yarnall LHP

YEAR	G-GS	W-L	ERA	SV	CG	SHO	IP	H	R	ER	BB	SO
1994	5-5	0-0	10.95	0	0	0	12.1	12	16	15	10	17
1995	16-10	5-0	3.45	0	1	0	60	46	29	23	36	87
1996	19-17	11-1	2.38	0	3	0	124.2	89	37	33	52	156
TOTALS	40-32	16-1	3.24	0	4	0	197	147	82	71	98	260

Shane Youman LHP

YEAR	G-GS	W-L	ERA	SV	CG	SHO	IP	H	R	ER	BB	SO
1999	4-1	0-0	3.52	0	0	0	7.2	7	5	3	8	4
2000	28-0	3-0	4.55	1	0	0	31.2	31	23	16	20	25
2001	18-10	3-2	5.17	1	0	0	54.0	67	39	31	33	33
TOTAL	50-11	6-2	4.82	2	0	0	93.1	105	67	50	61	62



Eddie Yarnall



Shane Youman

YEAR	PLAYER	POSITION	ROUND	TEAM
1965	Joe Moock	SS	3rd	New York Mets
1966	Bruce Baudier	RHP	31st	Washington Senators
1967	Bruce Baudier	RHP	5th	New York Yankees
	Richard Hicks	RHP	6th	Washington Senators
1968	Richard Hicks	RHP	4th *	Houston Astros
	William Hunt	SS	7th *	Baltimore Orioles
1969	William Hunt	SS	9th *	Cleveland Indians
1970	Bill Bright	OF	2nd *	St. Louis Cardinals
1972	Joel Sexton	RHP	27th	Pittsburgh Pirates
1973	Randy Wiles	LHP	5th	St. Louis Cardinals
1974	Mike Miley	SS	1st	California Angels
1975	Guy Hollingsworth	LHP	16th	San Diego Padres
	Pat Moock	RHP	22nd	Texas Rangers
1976	Wally McMakin	RHP	23rd	Minnesota Twins
	Paul Stefan	RHP	24th	Chicago White Sox
	Frank Toups	INF	26th	Cleveland Indians
1979	Duane Dewey	C/LB	1st *	Kansas City Royals
1982	Billy Wiesler	OF	14th	California Angels
	Billy Donathon	RHP	15th	St. Louis Cardinals
1983	Cal Santarelli	RHP	3rd	Cleveland Indians
	Ronnie Robbins	RHP	14th	Toronto Blue Jays
1984	Mark Howie	SS	3rd	Oakland Athletics
	Tim Sossamon	OF	12th	St. Louis Cardinals
	Tim Schneider	3B	15th	Seattle Mariners
	Mark Cooper	C	16th	Toronto Blue Jays
	Clay Parker	RHP	21st	Minnesota Twins
1985	Eric Hetzel	RHP	1st *	Boston Red Sox
	Robbie Smith	RHP	4th	Minnesota Twins
	Marty Lanoux	3B	13th	Minnesota Twins
	Clay Parker	RHP	15th	Seattle Mariners
	Jeff Reboulet	SS	26th	Houston Astros
1986	Mark Guthrie	LHP	4th	St. Louis Cardinals
	Jeff Reboulet	SS	10th	Minnesota Twins
	Rob Leary	C	12th	Montreal Expos
	Jeff Yurtin	3B	12th	San Diego Padres
	Jim Bowie	1B	12th	Seattle Mariners
1987	Albert Belle	OF	2nd	Cleveland Indians
	Barry Manuel	RHP	2nd	Texas Rangers
	Gregg Patterson	LHP	5th	Chicago Cubs
	Mark Guthrie	LHP	7th	Minnesota Twins
	Jack Voigt	OF	9th	Baltimore Orioles
	Stan Loewer	RHP	16th	San Francisco Giants
1988	Dan Kite	RHP	4th	Boston Red Sox
1989	Ben McDonald	RHP	1st	Baltimore Orioles
	Russ Springer	RHP	7th	New York Yankees
	Curtis Leskanic	RHP	8th	Cleveland Indians
	Mike Bianco	C	40th	Detroit Tigers
1990	Tim Clark	OF	8th	Milwaukee Brewers
	Wes Grisham	OF	14th	Pittsburgh Pirates
	Keith Osik	C	23rd	Pittsburgh Pirates
	Scott Bethea	SS	28th	Boston Red Sox
1991	Chad Ogea	RHP	3rd	Cleveland Indians
	Paul Byrd	RHP	4th	Cleveland Indians
	Lyle Mouton	OF	5th	New York Yankees
	Mark LaRosa	LHP	8th	Montreal Expos
	Gary Hymel	C	14th	Montreal Expos
1992	Rick Greene	RHP	1st	Detroit Tigers
	Lloyd Peever	RHP	4th	Colorado Rockies
	Andy Sheets	SS	4th	Seattle Mariners
1993	Harry Berrios	OF	8th	Baltimore Orioles
	Matt Chamberlain	RHP	11th	Pittsburgh Pirates
	Mike Sirotko	LHP	15th	Chicago White Sox
	Mike Neal	OF	16th	Cleveland Indians
	Trey Rutledge	RHP	19th	Cincinnati Reds
	Will Hunt	LHP	31st	Detroit Tigers
1994	Todd Walker	2B	1st	Minnesota Twins
	Russ Johnson	SS	1st	Houston Astros
1995	Scott Schultz	RHP	5th	Cleveland Indians
	Mike Klostermeyer	1B	18th	Oakland Athletics
	Scott Fitterer	RHP	22nd	Toronto Blue Jays
	Brett Laxton	RHP	24th	Seattle Mariners
	Brian Winders	RHP	66th	Kansas City Royals

* selected in the secondary phase of the draft



Former Tigers Albert Belle and Ben McDonald enjoyed stellar major league careers.



Brandon Larson was the 1997 first-round pick of the Cincinnati Reds.



Mike Fontenot was a 2001 first-round selection of the Baltimore Orioles and made his MLB debut with the Chicago Cubs.

LSU in the Major League Draft

1996	Eddie Yarnall	LHP	3rd	New York Mets
	Nathan Dunn	3B	4th	San Diego Padres
	Warren Morris	2B	5th	Texas Rangers
	Tim Lanier	C	10th	San Diego Padres
	Justin Bowles	OF	16th	Oakland Athletics
	Jason Williams	SS	16th	Cincinnati Reds
	Brett Laxton	RHP	24th	Oakland Athletics
	Patrick Coogan	RHP	48th	Arizona Diamondbacks
1997	Brandon Larson	SS	1st	Cincinnati Reds
	Patrick Coogan	RHP	3rd	St. Louis Cardinals
	Casey Cuntz	INF	10th	Arizona Diamondbacks
	Mike Koerner	OF	11th	Oakland Athletics
	Eddy Furniss	1B	14th	Minnesota Twins
	Kevin Shipp	RHP	33rd	Philadelphia Phillies
	Tom Bernhardt	OF	45th	Chicago Cubs
1998	Randy Keisler	LHP	2nd	New York Yankees
	Eddy Furniss	1B	4th	Pittsburgh Pirates
	Jake Esteves	RHP	6th	San Francisco Giants
	Doug Thompson	RHP	19th	Colorado Rockies
	Chris Demouy	LHP	24th	Anaheim Angels
	Dan Guillory	RHP	40th	Cleveland Indians
1999	Kurt Ainsworth	RHP	1st	San Francisco Giants
	Jeff Leaumont	1B	9th	New York Yankees
	Josh Dalton	SS	12th	Los Angeles Dodgers
	Bryan Grace	RHP	16th	New York Yankees
	Brian Tallet	LHP	19th	Pittsburgh Pirates
	Brandon Bowe	RHP	30th	Florida Marlins
2000	Brian Tallet	LHP	2nd	Cleveland Indians
	Brad Cresse	C	5th	Arizona Diamondbacks
	Ryan Jorgensen	C	7th	Chicago Cubs
	Cedrick Harris	OF	10th	Arizona Diamondbacks
	Brad Hawpe	1B	11th	Colorado Rockies
	Heath McMurray	RHP	12th	Milwaukee Brewers
	Trey Hodges	RHP	17th	Atlanta Braves
	Billy Brian	RHP	25th	Kansas City Royals
2001	Mike Fontenot	2B	1st	Baltimore Orioles
	Todd Linden	OF	1st	San Francisco Giants
	Ryan Theriot	SS	3rd	Chicago Cubs
	Jason Scobie	RHP	15th	New York Mets
	Bryan Moore	1B	22nd	St. Louis Cardinals
	Shane Youman	LHP	43rd	Pittsburgh Pirates
	Sean Barker	OF	46th	Toronto Blue Jays
	Billy Brian	RHP	47th	Cleveland Indians
2002	Sean Barker	OF	6th	Colorado Rockies
	Bo Pettit	RHP	13th	Minnesota Twins
	Brad David	LHP	17th	Atlanta Braves
	Wally Pontiff	3B	21st	Oakland Athletics
	Jake Tompkins	RHP	28th	Texas Rangers
2003	Aaron Hill	SS	1st	Toronto Blue Jays
	Billy Sadler	RHP	6th	San Francisco Giants
	Brian Wilson	RHP	24th	San Francisco Giants
	Bo Pettit	RHP	29th	Minnesota Twins
	Jake Tompkins	RHP	32nd	Philadelphia Phillies
2004	Jon Zeringue	OF	2nd	Arizona Diamondbacks
	J.C. Holt	OF	3rd	Atlanta Braves
	Nate Bumstead	RHP	32nd	Detroit Tigers
	Blake Gill	INF	37th	Cleveland Indians
2005	Ryan Patterson	OF	4th	Toronto Blue Jays
	Greg Smith	LHP	6th	Arizona Diamondbacks
	Nick Stavinoha	OF	7th	St. Louis Cardinals
	Clay Harris	INF	9th	Philadelphia Phillies
	Matt Liuzza	C	30th	Chicago Cubs
	Jason Determann	LHP	35th	Boston Red Sox
2006	Will Harris	RHP	9th	Colorado Rockies
	Matt Liuzza	C	19th	Toronto Blue Jays
	Edgar Ramirez	RHP	36th	New York Mets
2007	Charlie Furbush	LHP	4th	Detroit Tigers
	J.T. Wise	INF	45th	Oakland Athletics
2008	Ryan Verdugo	LHP	9th	San Francisco Giants
	Matt Clark	1B	12th	San Diego Padres
	Louis Coleman	RHP	14th	Washington Nationals
	Blake Martin	LHP	17th	Minnesota Twins
	Jared Bradford	RHP	18th	St. Louis Cardinals
	Michael Hollander	INF	20th	Texas Rangers
	Jordan Brown	RHP	39th	Chicago Cubs
2009	Jared Mitchell	OF	1st	Chicago White Sox

	DJ LeMahieu	INF	2nd	Chicago Cubs
	Louis Coleman	RHP	5th	Kansas City Royals
	Ryan Schimpf	INF	5th	Toronto Blue Jays
	Blake Dean	OF	10th	Minnesota Twins
	Sean Ochinko	C	11th	Toronto Blue Jays
2010	Anthony Ranaudo	RHP	Comp A	Boston Red Sox
	Micah Gibbs	C	3rd	Chicago Cubs
	Leon Landry	OF	3rd	Los Angeles Dodgers
	Austin Ross	RHP	8th	Milwaukee Brewers
	Blake Dean	1B	8th	Los Angeles Dodgers
	Johnny Dishon	OF	42nd	Milwaukee Brewers
	Chad Jones	OF/LHP	50th	Milwaukee Brewers
2011	Mikie Mahtook	OF	1st	Tampa Bay Rays
	Tyler Jones	RHP	11th	Minnesota Twins
	Matty Ott	RHP	13th	Boston Red Sox
	Ben Alsup	RHP	18th	Colorado Rockies
	Austin Nola	SS	31st	Toronto Blue Jays
	Raph Rhymes	OF	40th	Pittsburgh Pirates
	Tyler Hanover	INF	40th	New York Yankees
2012	Kevin Gausman	RHP	1st	Baltimore Orioles
	Austin Nola	SS	5th	Miami Marlins
	Nick Goody	RHP	6th	New York Yankees
	Raph Rhymes	OF	30th	New York Yankees
	Tyler Hanover	INF	33rd	Detroit Tigers
2013	Ryan Eades	RHP	2nd	Minnesota Twins
	JaCoby Jones	OF	3rd	Pittsburgh Pirates
	Mason Katz	INF	4th	St. Louis Cardinals
	Nick Rumbelow	RHP	7th	New York Yankees
	Will LaMarche	RHP	9th	Detroit Tigers
	Chad Jones	LHP	9th	Cincinnati Reds
	Ty Ross	C	12th	San Francisco Giants
	Chris Cotton	LHP	14th	Houston Astros
	Raph Rhymes	OF	15th	Detroit Tigers
	Christian Ibarra	INF	32nd	Pittsburgh Pirates



LSU Draft Summary

LSU players have been selected in the MLB Draft on 161 occasions - 79 pitchers and 82 position players - since 1984, an average of over five players per season. LSU has produced 13 first-round picks in the past 25 seasons.



Paul Byrd recorded 108 career wins in 13 MLB seasons.

LSU OLYMPIANS



LSU's profound success in Olympic competition began in 1988, when head coach Skip Bertman and right-hander Ben McDonald helped lead the United States to the gold medal in Seoul, South Korea. Bertman served as the pitching coach of the 1988 U.S. squad, and McDonald pitched the Americans to complete-game victories over Korea and Puerto Rico. In the two wins, McDonald allowed just two earned runs in 18 innings, recording 17 strikeouts and four walks.

Reliever Rick Greene, LSU's all-time saves leader (29), continued the Tigers' Olympic tradition by pitching for the 1992 U.S. squad which competed in Barcelona, Spain. The '92 team, however, failed to advance to the medal round.

Skip Bertman served as head coach of the 1996 United States Olympic team, guiding the Americans to the bronze medal in Atlanta. LSU standouts Warren Morris (second base) and Jason Williams (shortstop) were the starting middle infielders for Team USA, which defeated Nicaragua for the bronze medal in Atlanta's Fulton County Stadium.

Morris and Williams each enjoyed a spectacular summer of 1996 which culminated in the bronze-medal triumph. Morris was Team USA's leading hitter at the Olympics, batting .409 (9-for-22) in nine games with one double, five homers, 11 RBI and 10 runs. Williams hit .367 (11-for-30) with three homers, nine RBI and 10 runs.

Team USA's '96 pre-Olympic tour was highlighted by a stop at LSU's Alex Box Stadium on June 20. The game served as a homecoming for Bertman, Morris and Williams, as the Americans defeated Australia, 11-6, before a standing-room only crowd of 6,926.

LSU right-hander Kurt Ainsworth pitched the U.S. to two wins at the 2000 Olympics in Sydney, Australia, en route to the gold medal. Ainsworth defeated Holland and Australia with a pair of dominating performances. In the victories, Ainsworth worked a total of 11.2 innings, allowing just two earned runs on 10 hits with three walks and 10 strikeouts.



Ben McDonald
1988 U.S. Olympic
Gold Medalist



Rick Greene
1992 U.S. Olympian



Skip Bertman
1996 U.S. Olympic Head Coach
Bronze Medalist



Warren Morris
1996 U.S. Olympic
Bronze Medalist



Jason Williams
1996 U.S. Olympic
Bronze Medalist



Kurt Ainsworth
2000 U.S. Olympic
Gold Medalist



Christian Ibarra

THE 2014 TIGERS

Lettermen Returning/Lost:	18/15
Pos. Players w/Starting Experience	
Returning/Lost:	9/7
Pitchers Returning/Lost:	8/8
Newcomers:	19
	<i>(13 high school players; 6 JC transfers)</i>

2014 OUTLOOK

LSU baseball coach Paul Mainieri enters his eighth season in Baton Rouge with a highly optimistic outlook as he seeks to lead the Tigers to their second straight College World Series appearance in Omaha, Neb.

"We're very encouraged by the intensity and energy that our team has displayed," said Mainieri, who has directed the Tigers to one national championship, three College World Series appearances, two SEC overall titles, four SEC division titles and four SEC tournament championships in seven seasons. "The fall practice period revealed a lot about our players, and it gives us strong momentum heading into the season. We've learned a lot about the players that can play significant roles for us this spring, and I'm very pleased with the work ethic and chemistry developing within the squad. I think our fans will enjoy watching a very talented and dynamic group of Tigers in 2014."

LSU, the 2013 SEC Western Division and SEC Tournament champion, was the NCAA Tournament No. 4 National Seed last season. LSU played host to and won both the NCAA Regional and Super Regional and earned the 16th CWS berth in school history. The Tigers' 57 victories last season matched the SEC record, and LSU posted the nation's best winning percentage (.5711, .838).

LSU was ranked No. 3 in the 2014 Collegiate Baseball newspaper preseason poll released in December. The preseason ranking is LSU's highest since 2010, when the Tigers began the year at No. 2.

"It's a significant honor any time our program is recognized with such a high ranking, but we realize we have a lot of work to do," Mainieri said. "Last season was one of the greatest in LSU baseball history, but this is a new year with a new team. We can't just pick up where we left off last year in Omaha. We play a very challenging 56-game regular-season schedule, and each game is critical in determining the direction of our season."

The 2014 roster features 18 lettermen, including nine position players with starting experience and eight pitchers that recorded innings last season. The LSU veterans are complemented by a talented class of 19 newcomers that was ranked No. 6 in the Perfect Game recruiting ranking.

"I feel as if I've been handed a big pile of clay, and as the sculptor of that clay, it's up to me to try to make something beautiful out of it," Mainieri said. "We've recruited an outstanding class of players, and we're excited to work with them and form a team that can hopefully return to the College World Series, and this time come home with the big trophy."

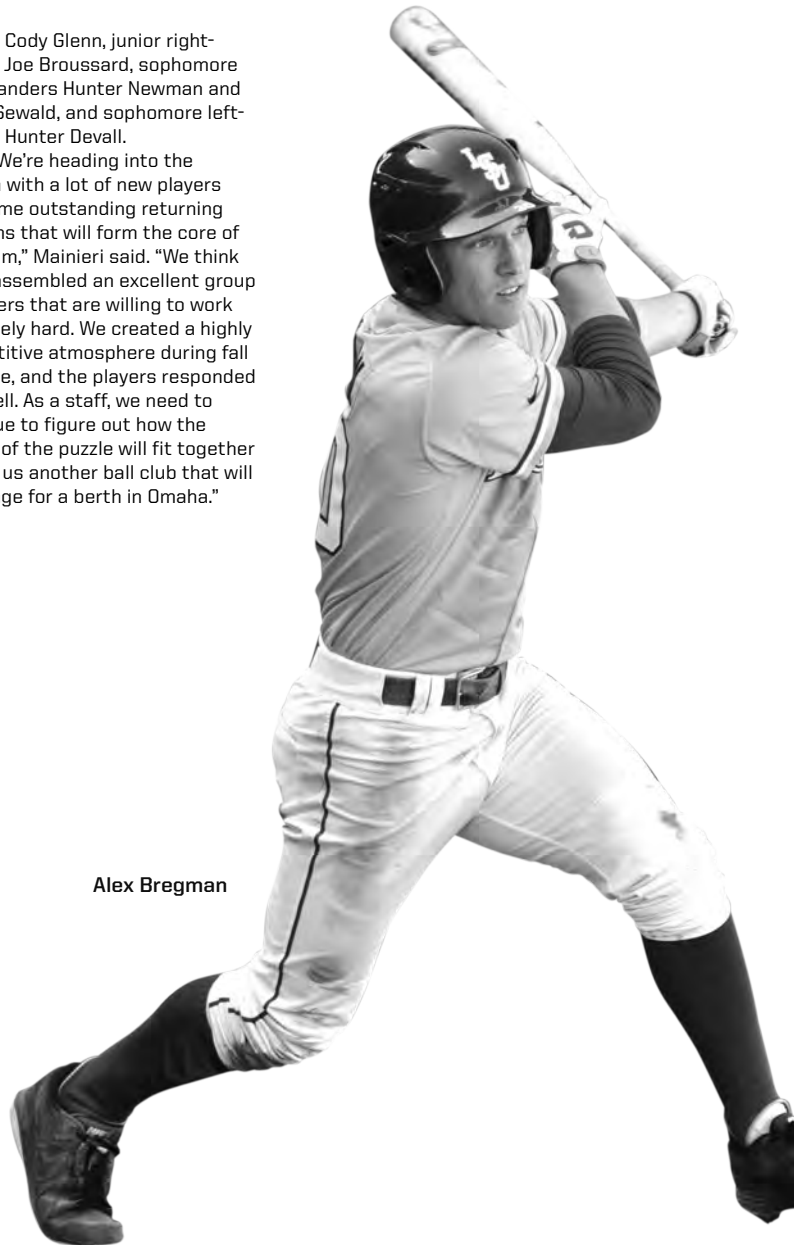
LSU features two 2014 preseason all-Americans - junior right-handed pitcher Aaron Nola, a 2013 first-team All-American and the SEC Pitcher of the Year; and sophomore shortstop Alex Bregman, a 2013 first-team All-American, the National and SEC Freshman of the Year and the Brooks Wallace Award winner as the nation's best shortstop.

Other returning position players include senior All-SEC third baseman Christian Ibarra, senior outfielder Sean McMullen, junior outfielder Chris Sciambra, junior catcher Tyler Moore, junior outfielder Jared Foster, sophomore outfielder Mark Laird, sophomore outfielder Andrew Stevenson and sophomore catcher Chris China.

Nola is joined on the pitching staff by seven other returning hurlers, including senior right-handers Kurt McCune and Nate Fury, junior left-

hander Cody Glenn, junior right-hander Joe Broussard, sophomore right-handers Hunter Newman and Mitch Sewald, and sophomore left-hander Hunter Devall.

"We're heading into the season with a lot of new players and some outstanding returning veterans that will form the core of our team," Mainieri said. "We think we've assembled an excellent group of players that are willing to work extremely hard. We created a highly competitive atmosphere during fall practice, and the players responded very well. As a staff, we need to continue to figure out how the pieces of the puzzle will fit together to give us another ball club that will challenge for a berth in Omaha."



Alex Bregman

TOP RETURNING POSITION STARTERS

PLAYER	POS.	CL-EXP.	B/T	AVG.	HR	RBI	NOTABLE
Alex Bregman	SS	So.-1L	R/R	.369	6	52	2013 National Freshman of the Year
Christian Ibarra	3B	Sr.-1L	R/R	.305	6	39	2013 First-Team All-SEC
Sean McMullen	OF	Sr.-1L	L/L	.314	2	30	2013 SEC All-Tournament Team
Mark Laird	OF	So.-1L	L/L	.307	0	18	2013 SEC First-Year Academic Honor Roll
Andrew Stevenson	OF	So.-1L	L/L	.193	1	14	Batted .363 in 2013 Northwoods League

TOP STARTING POSITION PLAYERS LOST

PLAYER	POS.	EXP.	B/T	AVG.	HR	RBI	REASON FOR LEAVING
Mason Katz	1B	4L	R/R	.370	16	70	4th-round draft choice of St. Louis Cardinals
Raph Rhymes	OF	3L	R/R	.331	4	46	15th-round draft choice of Detroit Tigers
JaCoby Jones	2B	3L	R/R	.294	6	31	3rd-round draft choice of Pittsburgh Pirates
Ty Ross	C	3L	R/R	.217	3	32	12th-round draft choice of San Francisco Giants

TOP NEWCOMERS – POSITION PLAYERS

PLAYER	POS.	CL.	B/T	HOMETOWN (2013 SCHOOL)
Danny Zardon	INF	Fr.	R/R	Pembroke Pines, Fla. (American Heritage HS)
Conner Hale	INF	Jr.	R/R	New Port Richey, Fla. (State College of Florida)
Kramer Robertson	INF	Fr.	R/R	McGregor, Texas (Midway HS)

Position Players

Right: Mark Laird
Below: Andrew Stevenson

LSU has nine returning position players with starting experience, led by Alex Bregman, a first-team All-America and All-SEC selection who batted .369 (104-for-282) last season with 18 doubles, six homers, 52 RBI and 16 stolen bases. The Albuquerque, N.M. native finished the 2013 season No. 2 in the nation in base hits with 104. He was No. 1 in the SEC in triples (7); No. 3 in total bases (154); No. 5 in batting average (.369); No. 4 in runs scored (59); No. 3 in doubles (18); No. 4 in slugging percentage (.546) and No. 5 in RBI (52).

Bregman is joined on the left side of the LSU infield by senior third baseman Christian Ibarra, who earned 2013 first-team All-SEC recognition while hitting .305 (68-for-223) with 17 doubles, six homers and 39 RBI. Ibarra, a product of La Puente, Calif. noted as one of the nation's top defensive players, finished No. 7 in the SEC in doubles (17); No. 9 in walks (36) and No. 15 in slugging percentage (.462).

The right side of the Tigers' infield will feature new personnel in 2014 as LSU's starters last season – All-SEC second baseman JaCoby Jones and All-American first baseman Mason Katz – have begun their professional baseball careers. Contenders for the second base position include freshman Danny Zardon, a Pembroke Pines, Fla. product who hit .506 as a high school senior, and freshman Kramer Robertson, who batted .425 last season at Midway High School in Waco, Texas.

Junior Conner Hale, a transfer from State College of Florida and the 2013 Suncoast Conference Player of the Year, may start at either second base or first base. Hale hit .366 last season with 83 hits, 18 doubles, four triples, one homer and 65 RBI.

Junior Tyler Moore and sophomore Chris Chinaea should each see significant action at catcher, as three-year starter Ty Ross is now playing in the San Francisco Giants organization. Moore, a Baton Rouge

native, played in 48 games (20 starts) last season, batting .281 (27-for-96) with nine doubles, one triple, 12 RBI and 12 runs. He lined the game-winning double in the bottom of the eighth inning of Game 1 of the NCAA Super Regional versus Oklahoma.

Chinaea, a Miami, Fla. product, played in 31 games (10 starts) last season, batting .277 (13-for-47) with four doubles and 11 RBI. Both Moore and Chinaea are likely to see playing time at first base as well.

LSU has tremendous experience in the outfield with five players – senior Sean McMullen, juniors Chris Sciambra and Jared Foster, and sophomores Andrew Stevenson and Mark Laird – each having played as starters during their careers.

Laird, a Monroe, La. native, will occupy right field after starting 59 games in right and center last season. Laird batted .307 (74-for-241) in 2013 with seven doubles, one triple and 18 RBI while using his blazing speed to make several outstanding defensive plays. Stevenson, also a superb athlete with tremendous speed and instincts, will start in center field. The product of Lafayette, La. is also expected to make significant offensive contributions for the Tigers.

McMullen, Foster and Sciambra are all highly skilled players that will play prominent roles in the outfield. McMullen, a product of Metairie, La., played in 54 games – mostly as the designated hitter – in 2013, batting .314 (55-for-175) with 18 doubles, one triple, two homers, 30 RBI and 26 runs. Foster earned SEC All-Tournament honors last season, and the Lake Charles, La. native batted .359 (23-for-64) on the year with two doubles, two homers and 12 RBI. Sciambra, a Baton Rouge product, hit .265 (26-for-98) last season and provided the game-winning single in the Tigers' SEC Tournament championship game win over Vanderbilt.



TOP PITCHERS RETURNING

PLAYER	R/L	CL-EXP.	W-L	ERA	IP	BB	SO	NOTABLE
Aaron Nola	R	Jr.-2L	12-1	1.57	126	18	122	2013 First-Team All-American
Cody Glenn	L	Jr.-2L	7-3	2.68	84	17	38	20.1 straight IP w/o an earned run to start 2013
Kurt McCune	R	Sr.-3L	4-1	2.66	23.2	6	18	Freshman All-American in 2011

TOP PITCHERS LOST

PLAYER	R/L	EXP.	W-L	ERA	SV	IP	BB	SO	REASON FOR LEAVING
Ryan Eades	R	3L	8-1	2.79	0	100	32	78	2nd-round selection of Minnesota Twins
Chris Cotton	L	4L	4-1	1.16	16	46.2	3	47	14th-round selection of Houston Astros

TOP NEWCOMERS—PITCHERS

PLAYER	R/L	CL.	HOMETOWN (2013 SCHOOL)
Brady Domangue	R	Jr.	Houma, La. (LSU-Eunice)
Jared Poche'	L	Fr.	Lutcher, La. (Lutcher HS)
Parker Bugg	R	Fr.	San Diego, Calif. (Rancho Bernardo HS)
Kyle Bouman	L	Jr.	Ferguson, Mo. (Jefferson County CC)

Pitchers

The Tigers' staff has eight pitchers that recorded innings last season. Aaron Nola, the junior right-handed ace from Baton Rouge, was a finalist for the 2013 National Pitcher of the Year award after recording one of the best seasons in LSU history. He posted a 12-1 mark and a 1.57 ERA in 126 innings with 18 walks and 122 strikeouts, finishing No. 1 in the SEC in strikeouts, No. 1 in innings pitched, No. 2 in opponent batting average (.188) and No. 3 in wins. He recorded a brilliant two-hit shutout versus Oklahoma in the NCAA Super Regional and became just the fourth pitcher in LSU history to fire three shutouts in one season.

Junior left-hander Cody Glenn started 15 games last season as part of the weekend rotation, and he is a contender for the Tigers' No. 2 starting role. Glenn, a product of Houston, Texas, registered a 7-3 mark and a 2.68 ERA last season, allowing a .244 opponent batting average in 84 innings of work.



Cody Glenn


Veteran right-hander Kurt McCune, a senior from Norco, La., will also vie for significant innings after making 11 appearances in 2013. McCune missed the first two months of the season with a back injury, but posted 4-1 mark with a 2.66 ERA in 23.2 innings. He earned a vital relief win over Jackson State in the first round of the NCAA Regional.

Also contending for a starting role is sophomore right-hander Hunter Newman, a product of Bloomingdale, Ga. Newman, the starting pitcher in LSU's SEC Tournament semifinal win over Arkansas, worked 24.2 innings last season, recording a 2-0 mark with a 2.55 ERA.

The LSU bullpen must compensate for the loss of 2013 closer Chris Cotton, who recorded 16 saves as a senior last season. The staff will be bolstered by the return of hard-throwing junior right-hander Joe Broussard, who missed the 2013 campaign due to an elbow injury. Broussard, a native of Gretna, La., fired 45 strikeouts in 41 innings as a sophomore in 2012.

Senior right-hander Nate Fury of Harahan, La. will work out of the Tigers' bullpen after recording 16 strikeouts in 18.1 relief innings last season. Sophomore right-hander Mitch Sewald of Mandeville, La. made two appearances as a true freshman in 2013 and may take on a more prominent bullpen role this season. Sophomore left-hander Hunter Devall of Clinton, La. worked 16 innings last year and should also make significant contributions as a reliever.

LSU has several excellent newcomers within its pitching staff who are projected to make immediate impacts, including junior right-hander Brady Domangue, a transfer from LSU-Eunice, freshman left-hander Jared Poche' of Lutcher (La.) High School freshman right-hander Parker Bugg, who was selected in the 2013 MLB Draft by the Baltimore Orioles, and junior left-hander Kyle Bouman, a transfer from Jefferson County (Mo.) CC.



Aaron Nola

Depth Chart

FIRST BASE

26	Chris Chineea	R-R	5-11	218	So.
2	Tyler Moore	L-R	6-0	213	Jr.
18	Dakota Dean	L-R	6-1	200	Fr.
22	Kade Scivicque	R-R	5-11	220	Jr.

SECOND BASE

20	Conner Hale	R-R	6-2	191	Jr.
27	Danny Zardon	R-R	6-1	182	Fr.

SHORTSTOP

8	Alex Bregman	R-R	6-0	190	So.
3	Kramer Robertson	R-R	5-10	160	Fr.

THIRD BASE

14	Christian Ibarra	R-R	5-7	190	Sr.
3	Kramer Robertson	R-R	5-10	160	Fr.

CATCHER

2	Tyler Moore	L-R	6-0	213	Jr.
26	Chris Chineea	R-R	5-11	218	So.
22	Kade Scivicque	R-R	5-11	220	Jr.

OUTFIELD (POSITIONS TBD)

6	Andrew Stevenson	L-L	6-0	188	So.
9	Mark Laird	L-L	6-1	172	So.
17	Jared Foster	R-R	6-0	197	Jr.
5	Chris Sciambra	L-R	5-9	184	Jr.
7	Sean McMullen	L-L	5-8	188	Sr.
23	Jake Fraley	L-L	6-0	190	Fr.
4	Cade Stone	L-R	5-10	177	Fr.

DESIGNATED HITTER

7	Sean McMullen	L-L	5-8	188	Sr.
22	Kade Scivicque	R-R	5-11	220	Jr.
3	Kramer Robertson	R-R	5-10	160	Fr.
25	Jarret DeHart	L-R	6-2	195	Fr.

PROJECTED STARTING ROTATION

10	Aaron Nola	RH	6-1	196	Jr.
24	Cody Glenn	LH	6-4	195	Jr.
16	Jared Poche'	LH	6-1	204	Fr.
28	Kyle Bouman	LH	5-11	221	Jr.

PROJECTED RELIEVERS

13	Brady Domangue	RH	6-0	160	Jr.
21	Joe Broussard	RH	6-1	215	Jr.
39	Kurt McCune	RH	6-3	187	Sr.
46	Parker Bugg	RH	6-6	218	Fr.
32	Alden Cartwright	RH	6-0	187	Fr.
29	Nate Fury	RH	5-11	193	Sr.
44	Mitch Sewald	RH	6-6	218	So.
12	Hunter Devall	LH	5-8	182	So.
49	Zac Person	LH	6-1	185	Jr.
33	Henri Fauchoux	LH	6-0	209	Jr.
55	Hunter Newman	RH	6-3	188	So.

2013 Preseason Polls

Collegiate Baseball (2013 Record)

1. Cal. St. Fullerton (51-10)
2. Mississippi St. * (51-20)
3. **LSU (57-11)**
4. Oregon St. (52-13)
5. Florida St. (47-17)
6. Oregon (48-16)
7. Indiana (49-16)
8. Louisville (51-14)
9. Vanderbilt * (54-12)
10. North Carolina State (50-16)
11. North Carolina (59-12)
12. Virginia (50-12)
13. Miami, Fla. (37-25)
14. South Carolina * (43-20)
15. UCLA (49-17)
16. Florida * (29-30)
17. Rice (44-20)
18. Oklahoma St. (41-19)
19. TCU (29-28)
20. Texas (27-24)
21. Clemson (40-22)
22. Arizona St. (37-22-1)
23. Louisiana-Lafayette * (43-10)
24. Arizona (34-21)
25. Texas A&M * (34-29)
26. Stanford (32-22)
27. Cal Poly (40-19)
28. Kansas St. (45-19)
29. Alabama * (35-28)
30. Ole Miss * (38-24)

Baseball America (2013 Record)

1. Virginia (50-12)
2. Oregon State (52-13)
3. Indiana (49-16)
4. Cal State Fullerton (51-10)
5. North Carolina State (50-16)
6. Florida State (47-17)
7. South Carolina * (43-20)
8. Mississippi State * (51-20)
9. **LSU (57-11)**
10. Vanderbilt * (54-12)
11. Oregon (48-16)
12. UCLA (49-17)
13. Clemson (40-22)
14. Louisiana-Lafayette * (43-20)
15. Rice (44-20)
16. Miami, Fla. (37-25)
17. North Carolina (59-12)
18. Texas (27-24)
19. TCU (29-28)
20. Louisville (51-14)
21. Alabama * (35-28)
22. Kansas State (45-19)
23. Florida * (29-30)
24. Texas A&M * (34-19)
25. Arkansas * (39-22)

* - 2014 LSU Opponent

ALABAMA

Friday, May 9 at Baton Rouge - 7 p.m.
 Saturday, May 10 at Baton Rouge - 6:30 p.m.
 Sunday, May 11 at Baton Rouge - 1 p.m.



Location: Tuscaloosa, Ala.
 Enrollment: 34,852
 Nickname: Crimson Tide
 Colors: Crimson and White
 Conference: Southeastern (Western Division)
 President: Dr. Judy Bonner
 Athletic Director: Bill Battle (Alabama, 1962)
 Home Park (Capacity): Sewell-Thomas Stadium (6,571)
 Dimensions: LF-325; LC-365; CF-400; RC-365; RF-325
 Press Box Phone: (205) 348-4927
 Head Coach: Mitch Gaspard (Louisiana-Lafayette, 1988)
 Record at Alabama: 113-115 (.518/4 seasons)
 Career Record: 343-253 (.576/10 seasons)
 Baseball Office Phone: (205) 348-4029
 Best Time to Contact: Weekday mornings, CT
 Assistant Coaches: Dax Norris (Alabama, 1996), Andy Phillips (Alabama, 1999), Bobby Barbier (Northwestern State, 2006)

2013 Record: 35-28
 SEC Record (Finish): 14-15 (5th in West, 7th Overall)
 Postseason: NCAA Tallahassee Regional
 Final Rankings: None
 Lettermen Returning/Lost: 21/9
 Position Starters Returning/Lost: 5/4
 Starting Pitchers Returning/Lost: 4/1
 Top Returning Position Players: Jr. SS Mikey White (.287, 2 HR, 30) Jr. OF Ben Moore (.280, 4HR, 41 RBI), Sr. 1B Austen Smith (.279, 7HR, 40 RBI)
 Top Returning Pitchers: Jr. Justin Kamplain (1-0 4.77 ERA) Jr. Taylor Guilbeau (4-2 3.14 ERA) SO. Ray Castillo (2-3 3.38 ERA)

Series Record vs. LSU: Alabama leads, 193-162-3
 Paul Mainieri vs. Alabama: 21-7
 Sports Information Contact: Rich Davi
 Email: rdavi@ia.ua.edu
 Office Phone: (205) 348-3550
 Home Phone: (925) 705-5541
 Fax: (205) 348-8841

ARKANSAS

Friday, April 11 at Baton Rouge - 7 p.m.
 Saturday, April 12 at Baton Rouge - 6:30 p.m.
 Sunday, April 13 at Baton Rouge - 1 p.m.



Location: Fayetteville, Ark.
 Enrollment: 24,595
 Nickname: Razorbacks
 Colors: Cardinal and White
 Conference: Southeastern (Western Division)
 System President: Dr. Donald R. Bobbitt (Arkansas, 1980)
 Athletic Director: Jeff Long (Ohio Wesleyan, 1982)
 Home Park (Capacity): Baum Stadium at George Cole Field (10,737)
 Dimensions: LF-320; LC-375; CF-400; RC-365; RF-320
 Press Box Phone: (479) 575-4141
 Head Coach: Dave Van Horn (Arkansas, 1988)
 Record at Arkansas: 405-223 (.645/10 seasons)
 Career Record: 990-463 (.681/24 seasons)
 Baseball Office Phone: (479) 575-3655
 Best Time to Contact: Weekday mornings, CT
 Assistant Coaches: Tony Vitello (Missouri, 2002), Brad Flanders (Missouri, 2005)

2013 Record: 39-22
 SEC Record (Finish): 18-11 (T-rd in West)
 Postseason: 2-2 at NCAA Mahattan Regional
 Final Rankings: 18th (Baseball America, USA Today, NCBWA)
 Lettermen Returning/Lost: 12/16
 Position Starters Returning/Lost: 6/3
 Pitchers Returning/Lost: 6/9
 Top Returning Position Players: INF/OF Brian Anderson (.325, 4 HR, 36 RBI) INF Eric Fisher (.298, 3 HR, 20 RBI), Tyler Spoon (.288, 4 HR, 36 RBI)
 Top Returning Pitchers: LHP Jalen Beeks (2.20 ERA, 6-2), RHP Chris Oliver (2.25 ERA, 2-2), LHP Colin Poche (1.37 ERA, 3-0)

Series Record vs. LSU: LSU leads, 57-28
 Paul Mainieri vs. Arkansas: 17-9
 Sports Information Contact: Derek Satterfield
 Email: dsatterf@uark.edu
 Office Phone: (479) 575-6926
 Cell Phone: (479) 387-4941
 Fax: (479) 575-7481

AUBURN

Thursday, May 15 at Auburn - 6 p.m.
 Friday, May 16 at Auburn - 6 p.m.
 Saturday, May 17 at Auburn - 1 p.m.



Location: Auburn, Ala.
 Enrollment: 25,134
 Nickname: Tigers
 Colors: Burnt Orange and Navy Blue
 Conference: Southeastern (Western Division)
 President: Jay Cogue (Auburn, 1969)
 Athletic Director: Jay Jacobs (Auburn, 1985)
 Home Park (Capacity): Samford Stadium - Hitchcock Field at Plainsman Park (4,096)
 Dimensions: LF-315; LC-335/385; CF-385; RC-360; RF-331
 Press Box Phone: (334) 844-4138
 Head Coach: Sunny Galloway (Oklahoma Christian, 1984)
 Record at Auburn: First Season
 Career Record: 681-337-1 (.665/17 seasons)
 Baseball Office Phone: (334) 844-4975
 Best Time to Contact: Weekday mornings, CT; through 510 Office
 Assistant Coaches: Scott Foxhall (College of Charleston, 1994), Greg Norton (Oklahoma), Hunter Vick (West Florida)

2013 Record: 33-23
 SEC Record (Finish): 13-17 (7th in West, 10th overall)
 Postseason: None
 Final Rankings: None
 Lettermen Returning/Lost: 24/8
 Position Starters Returning/Lost: 7/2
 Pitchers Returning/Lost: 11/4
 Top Returning Position Players: So. IF/OF Jordan Ebert (.303, 4 HR, 22 RBI) Sr. C Blake Austin (.290, 3 HR, 23 RBI), Sr. IF Patrick Savage (.290, 19 RBI)
 Top Returning Pitchers: So. Justin Camp (5-1, 2.44), Sr. Michael Neal (8-4, 2.73), Sr. Terrance Dedrick (4-2, 3.63)

Series Record vs. LSU: LSU leads, 91-70
 Paul Mainieri vs. Auburn: 13-8
 Sports Information Contact: Wes Todd
 Email: wt006@auburn.edu
 Office Phone: (334) 844-9182
 Cell Phone: (334) 750-5682
 Fax: (334) 844-9807

FLORIDA

Friday, March 28 at Gainesville - 6 p.m.
 Saturday, March 29 at Gainesville - 6 p.m.
 Sunday, March 30 at Gainesville - 12 p.m.



Location: Gainesville, Fla.
 Enrollment: 49,913
 Nickname: Gators
 Colors: Orange and Blue
 Conference: Southeastern (Eastern Division)
 President: Dr. J. Bernard Machen (Saint Louis, 1968)
 Athletic Director: Jeremy Foley (Hobart, 1974)
 Home Park (Capacity): Alfred A. McKethan Stadium at Perry Field (5,500)
 Dimensions: LF-326; LC-365; CF-400; RC-375; RF-321
 Press Box Phone: (352) 375-4683 (Ext. 4355, 4356)
 Head Coach: Kevin O'Sullivan (Virginia, 1991)
 Record at Florida: 252-132 (.656/6 seasons)
 Career Record: Same
 Baseball Office Phone: (352) 375-4683 (Ext. 4457)
 Best Time to Contact: Weekday mornings, ET; through 510 Office
 Assistant Coaches: Craig Bell (North Florida, 1989), Brad Weitzel (Georgia, 1983), Buddy Munroe (Florida, 13)

2013 Record: 29-30
 SEC Record (Finish): 14-16 (3rd in East, 8th Overall)
 Postseason: 0-1 at SEC Tournament, 0-2 at NCAA Bloomington Regional
 Final Rankings: None
 Lettermen Returning/Lost: 18/13
 Position Starters Returning/Lost: 7/2
 Pitchers Returning/Lost: 11/5
 Top Returning Position Players: So. OF Harrison Bader (.312, 1 HR, 22 RBI) So. INF Richie Martin (.300, 18 RBI), Jr. OF Justin Shafer (.300, 5HR, 25 RBI)
 Top Returning Pitchers: So. RH Jay Carmichael (3-1, 3.08) Jr. RH Ryan Harris (5-4, 3.07), LSU leads, 56-39-1

Series Record vs. LSU: LSU leads, 56-39-1
 Paul Mainieri vs. Florida: 10-13
 Sports Information Contact: John Hines
 Email: johnh@gators.ufl.edu
 Office Phone: (352) 375-4683 (Ext. 6130)
 Cell Phone: (352) 317-7386
 Fax: (352) 375-4809

GEORGIA

Friday, March 21 at Baton Rouge - 7 p.m.
 Saturday, March 22 at Baton Rouge - 6:30 p.m.
 Sunday, March 23 at Baton Rouge - 12 p.m.



Location: Athens, Ga.
 Enrollment: 34,816
 Nickname: Bulldogs
 Colors: Red and Black
 Conference: Southeastern (Eastern Division)
 President: Dr. Jere W. Morehead (Georgai, JD, '80)
 Athletic Director: Greg McGarity (Georgia, 1976)
 Home Park (Capacity): Foley Field (3,291)
 Dimensions: LF-350; LC-370; CF-404; RC-365; RF-314
 Press Box Phone: (706) 542-6161/6162
 Head Coach: Scott Stricklin (Kent State, '95)
 Record at Georgia: First Season
 Career Record: 350-188 (.651/9 Seasons)
 Baseball Office Phone: (706) 542-7971
 Best Time to Contact: Weekday mornings, ET
 Assistant Coaches: Fred Corral (Sacramento St. '98), Scott Daeley (Wake Forest, '02), Brandon May (Alabama, '13)

2013 Record: 21-32
 SEC Record (Finish): 7-20, 7th in East, 11th overall)
 Postseason: None
 Final Rankings: Not Ranked
 Lettermen Returning/Lost: 17/10
 Position Starters Returning/Lost: 6/3
 Pitchers Returning/Lost: 12/4
 Top Returning Position Players: Jr. OF Hunter Cole (.303, 4 HR, 33 RBI) Jr. 2B Nelson Ward (.306, 2 HR 19 RBI), JR. 1B/P Jared Walsh (.297, 3 HR, 11 RBI)
 Top Returning Pitchers: So. RH Sean McLaughlin (5-6, 3.28 ERA), Sr. LH Patrick Boling (3-7, 4.17 ERA), Jared Walsh (2-4, 3.35 ERA)

Series Record vs. LSU: LSU leads, 60-22-2
 Paul Mainieri vs. Georgia: 10-2
 Sports Information Contact: Christopher Lakos
 Email: clakos@sports.uga.edu
 Office Phone: (706) 542-7994
 Cell Phone: (706) 714-2934
 Fax: (706) 542-9339

KENTUCKY

No Regular Season Meetings



Location: Lexington, Ky.
 Enrollment: 27,000
 Nickname: Wildcats
 Colors: Blue and White
 Conference: Southeastern (Eastern Division)
 President: Dr. Eli Capiluto (Alabama, 1971)
 Athletic Director: Mitch Barnhart (Ottawa, 1981)
 Home Park (Capacity): Cliff Hagan Stadium (3,000)
 Dimensions: LF-340; LC-365; CF-390; RC-350; RF-310
 Press Box Phone: (859) 257-9011
 Head Coach: Gary Henderson (San Diego State, 1984)
 Record at Kentucky: 159-124 (.562/5 seasons)
 Career Record: Same
 Baseball Office Phone: (859) 257-8052
 Best Time to Contact: Weekday mornings, ET
 Assistant Coaches: Brad Bohannon (Berry College, 1998), Brian Green (New Mexico State, 1995), Keith Vorhoff (Missouri Valley, 2003)

2013 Record: 30-25
 SEC Record (Finish): 11-19, (4th in East, 11th Overall)
 Postseason: 0-1 at SEC Tournament
 Final Rankings: None
 Lettermen Returning/Lost: 15/15
 Position Starters Returning/Lost: 7/3
 Pitchers Returning/Lost: 6/6
 Top Returning Position Players: SO. CF Austin Cousino (.319, 9 HR, 41 RBI), Sr. RF Zac Zellers (.311, 5 HR, 19 RBI)
 Top Returning Pitchers: Sr. RHP Walter Wijas (2-0, 5.57 ERA) So. RHP Chandler Shepherd (3-1, 3.83 ERA), SR. LHP Jerad Grundy (6-3, 3.78 ERA)

Series Record vs. LSU: LSU leads, 46-25-1
 Paul Mainieri vs. Kentucky: 12-8-1
 Sports Information Contact: Brent Ingram
 Email: brent.ingram@uky.edu
 Office Phone: (859) 257-3838 (Ext. 8504)
 Cell Phone: (859) 608-6230
 Fax: (859) 323-4310

MISSISSIPPI STATE

Friday, April 4 at Baton Rouge - 7 p.m.
 Saturday, April 5 at Baton Rouge - 6:30 p.m.
 Sunday, April 6 at Baton Rouge - 1 p.m.



Location:	Starkville, Miss.
Enrollment:	20,365
Nickname:	Bulldogs
Colors:	Maroon and White
Conference:	Southeastern (Western Division)
President:	Dr. Mark E. Keenum (Mississippi State, 1983)
Athletic Director:	Scott Stricklin (Mississippi State, 1992)
Home Park (Capacity):	Dudy Noble Field, Polk-DeMent Stadium (15,000)
Dimensions:	LF-330; LC-376; CF-390; RC-374; RF-326
Press Box Phone:	(662) 325-3776
Head Coach:	John Cohen (Mississippi State, 1990)
Record at Mississippi State:	171-131 (.559/5 seasons)
Career Record:	498/327 (.604/14 seasons)
Baseball Office Phone:	(662) 325-3597
Best Time to Contact:	Weekday mornings, CT
Assistant Coaches:	Butch Thompson (Birmingham-Southern, 1992) Nick Mingione (Embry-Riddle University, 2000)
2013 Record:	51-20
SEC Record (Finish):	16-14 (3rd in West, 5th Overall)
Postseason:	3-1 at SEC Tournament, 3-1 at NCAA Starkville Regional 2-0 at NCAA Super Regional, 3-2 NCAA College World Series (Finalists)
Final Rankings:	No. 2 (USA Today/ESPN/ Baseball America, NCBWA)
Lettermen Returning/Lost:	19/11
Position Starters Returning/Lost:	5/4
Pitchers Returning/Lost:	9/6
Top Returning Position Players:	Sr. 3B Alex Detz (.318, 1 HR 31 RBI, Sr. 2B Brett Pirtle (.310, 2 HR 33 RBI), R.Jr. 1B Wes Rea (.291, 7 HR, 40 RBI)
Top Returning Pitchers:	R.Jr. LHP Ross Mitchell (13-0, 1.53 ERA), Jr. RHP Jonathan Holder (2-0, 1.65 ERA), Jr. RHP Brandon Woodruff (1-1, 4.34 ERA)
Series Record vs. LSU:	Mississippi State leads, 200-172-1
Paul Mainieri vs. Mississippi State:	18-10
Sports Information Contact:	Kyle Niblett
Email:	kniblett@athletics.msstate.edu
Office Phone:	(662) 325-8040
Cell Phone:	(662) 418-9139
Fax:	(662) 325-2563

MISSOURI

No Regular Season Meetings



Location:	Columbia, Mo.
Enrollment:	34,658
Nickname:	Tigers
Colors:	Old Gold and Black
Conference:	Southeastern (Eastern Division)
Chancellor:	Dr. Brady Deaton
Athletic Director:	Michael Alden
Home Park (Capacity):	Taylor Stadium at Simmons Field (3,031)
Press Box Phone:	(573)-884-8912
Head Coach:	Tim Jamieson (New Orleans, 1984)
Record at Missouri:	622-474-2 (.577/17 seasons)
Career Record:	Same
Baseball Office Phone:	Through SID Office
Best Time to Contact:	Weekday mornings, ET
Assistant Coaches:	Kerrick Jackson (Nebraska, 1999), Matt Hobbs (Missouri, 2002), Dan Pietroburgo (Missouri, 2008)
2013 Record:	18-32
SEC Record (Finish):	10-20 (5th in East)
Postseason:	None
Final Rankings:	None
Lettermen Returning/Lost:	19/5
Position Starters Returning/Lost:	8/2
Pitchers Returning/Lost:	13/3
Series Record vs. LSU:	LSU leads, 5-0
Paul Mainieri vs. Missouri:	4-1
Sports Information Contact:	Shawn Davis
Email:	davisshaw@missouri.edu
Office Phone:	(573)-882-0711
Cell Phone:	(573)-268-4225
Fax:	(573)-882-4720

OLE MISS

Thursday, April 17 at Oxford - 6:30 p.m.
 Friday, April 18 at Oxford - 6:30 p.m.
 Saturday, April 19 at Oxford - 1:30 p.m.



Location:	Oxford, Miss.
Enrollment:	22,286
Nickname:	Rebels
Colors:	Cardinal Red and Navy Blue
Conference:	Southeastern (Western Division)
Chancellor:	Dr. Daniel W. Jones
Athletic Director:	Ross Bjork
Home Park (Capacity):	Oxford University Stadium/Swayze Field (10,323)
Dimensions:	LF-330; LC-360; CF-390; RC-360; RF-330
Press Box Phone:	(662) 915-7858
Head Coach:	Mike Bianco (LSU, 1989)
Record at Ole Miss:	502-302-2-1 (.632/13 seasons)
Career Record:	609-373-1 (.623/16 seasons)
Baseball Office Phone:	(662) 915-6643
Best Time to Contact:	Weekday mornings, CT; through SID Office
Assistant Coaches:	Carl Lafferty (Ole Miss, 2004), Cliff Godwin (East Carolina 2001),
2013 Record:	38-24
SEC Record (Finish):	15-15 (4th in West)
Postseason:	0-2 at North Carolina State NCAA Regional
Final Rankings:	None
Lettermen Returning/Lost:	20/10
Position Starters Returning/Lost:	6/3
Pitchers Returning/Lost:	11/5
Series Record vs. LSU:	LSU leads, 168-143
Paul Mainieri vs. Ole Miss:	14-11
Sports Information Contact:	Bill Bunting
Email:	wbunting@olemiss.edu
Office Phone:	(662) 915-1083
Home Phone:	(662) 801-0471
Fax:	(662) 915-7006

SOUTH CAROLINA

No Regular Season Meetings



Location:	Columbia, S.C.
Enrollment:	31,288
Nickname:	Gamecocks
Colors:	Garnet and Black
Conference:	Southeastern (Eastern Division)
President:	Dr. Harris Pastides
Athletic Director:	Ray Tanner (North Carolina State, 1980)
Home Park (Capacity):	Carolina Stadium (8,242)
Dimensions:	LF-325; LC-375; CF-400; RC-375; RF-325
Press Box Phone:	(803) 777-6648
Head Coach:	Chad Holbrook (North Carolina, 1994)
Record at South Carolina:	43-10 (1st season)
Career Record:	Same
Baseball Office Phone:	(803) 777-7830
Best Time to Contact:	Weekday mornings, ET
Assistant Coaches:	Jerry Meyers (Iowa State), Sammy Esposito (North Carolina State, 2003)
2013 Record:	43-20
SEC Record (Finish):	17-12 (2th East, 4th Overall)
Postseason:	1-2 in Chapel Hill Super Regional
Lettermen Returning/Lost:	18/17
Position Starters Returning/Lost:	7/3
Pitchers Returning/Lost:	9/7
Series Record vs. LSU:	LSU leads, 32-23-1
2013 series:	LSU, 2-1 (2-5, 4-2, 4-0 at Baton Rouge)
Paul Mainieri vs. South Carolina:	11-6
Sports Information Contact:	Andrew Kitick
Email:	kitick@mailbox.sc.edu
Office Phone:	(803) 777-5257
Cell Phone:	(803) 240-4150
Fax:	(803) 777-2967

TENNESSEE

Friday, April 25 at Baton Rouge - 7 p.m.
 Saturday, April 26 at Baton Rouge - 6:30 p.m.
 Sunday, April 27 at Baton Rouge - 12 p.m.



Location:	Knoxville, Tenn.
Enrollment:	27,523
Nickname:	Volunteers
Colors:	Orange and White
Conference:	Southeastern (Eastern Division)
Chancellor:	Dr. Jimmy Cheek
Athletic Director:	Dave Hart
Home Park (Capacity):	Linsey Nelson Stadium (4,283)
Dimensions:	LF-320; CF-390; RF-320
Press Box Phone:	(865) 974-3376
Head Coach:	Dave Serrano (Cal State Fullerton, 1986)
Record at Tennessee:	47-59 (.463/ 2 seasons)
Career Record:	335-200-1 (.648/9 seasons)
Baseball Office Phone:	(865) 974-2057
Best Time to Contact:	Weekday mornings, ET
Assistant Coaches:	Greg Bergeron (Cal State Dominguez Hills, 1993), Bill Miosiello (Fresno State, 1986), Aric Thomas
2013 Record:	22-30
SEC Record (Finish):	8-20 (6th in East)
Postseason:	None
Final Rankings:	Not Ranked
Lettermen Returning/Lost:	19/13
Position Starters Returning/Lost:	8/0
Pitchers Returning/Lost:	8/6
Top Returning Position Players:	Sr. OF/INF Scott Price (.361, 66 H, 25 RBI), Jr. INF Will Maddox (.333, 69 H, 20 RBI), So. OF Christin Stewart (.310, 45 H, 27 RBI)
Top Returning Pitchers:	Jr. RHP Eric Martin (1-0 3.48 ERA), Sr. RHP Nick Williams (2-5, 5.02 ERA), So. LHP Andy Cox (2-2 5.29 ERA)
Series Record vs. LSU:	LSU leads, 50-21
Paul Mainieri vs. Tennessee:	8-7
Sports Information Contact:	Brian Bruce
Email:	brianbruce@tennessee.edu
Office Phone:	(865) 974-8876
Cell Phone:	(817) 745-6093
Fax:	(865) 974-5393

TEXAS A&M

Friday, May 2 at College Station - 6:30 p.m.
 Saturday, May 3 at College Station - 2 p.m.
 Sunday, May 4 at College Station - 1 p.m.



Location:	College Station, Texas
Enrollment:	58,809
Nickname:	Aggies
Colors:	Maroon and White
Conference:	Southeastern (Western Division)
President:	Dr. R. Bowen Loftin (Texas A&M, 1971)
Athletic Director:	Eric Hyman
Home Park (Capacity):	Olsen Field at Blue Bell Park (6,100)
Dimensions:	LF-330; LC-375; CF-400; RC-375; RF-330
Press Box Phone:	(979) 458-3604
Head Coach:	Rob Childress (Northwood, 1990)
Record at Texas A&M:	323-182-2 (.654/9 seasons)
Career Record:	Same
Baseball Office Phone:	(979) 845-4810
Best Time to Contact:	Mornings (Contact SID)
Assistant Coaches:	Andy Sawyers (Nebraska, 1998), Justin Seely (Nebraska, 2003), Austin Knight (Dallas Baptist, 2010)
2013 Record:	34-29
SEC Record (Finish):	13-16 (6th West, 9th Overall)
Postseason:	NCAA Corvallis Regional
Final Rankings:	18th (USA Today/ESPN), 19th (Baseball America, Collegiate Baseball, NCBWA)
Lettermen Returning/Lost:	17/8
Position Starters Returning/Lost:	5/4
Pitchers Returning/Lost:	7/4
Top Returning Position Players:	Sr. INF Mikey Reynolds (.301, 1 HR, 23 RBI) Jr. C Troy Stein (.304, 2 HR, 25 RBI), Sr. OF Brandon Wood (.258, 5 HR, 25 RBI)
Top Returning Pitchers:	Jr. RH Rafael Pineda (5-1, 2.75), Sr. RH Kyle Martin (6-5, 3.20, 7 SV)
Series Record vs. LSU:	LSU leads, 15-14-1
Paul Mainieri vs. Texas A&M:	3-3
Sports Information Contact:	Thomas Dick
Email:	tdick@athletics.tamu.edu
Office Phone:	(979) 862-5486
Cell Phone:	(512) 784-2153
Fax:	(979) 845-6825

VANDERBILT

Friday, March 14 at Nashville - 6:30 p.m.
 Saturday, March 15 at Nashville - 2 p.m.
 Sunday, March 16 at Nashville - 1 p.m.



Location:	Nashville, Tenn.
Enrollment:	6,879
Nickname:	Commodores
Colors:	Black and Gold
Conference:	Southeastern (Eastern Division)
Chancellor:	Nicholas S. Zeppos (Wisconsin, 1979)
Vice Chancellor (Athletics):	David Williams, II
Home Park (Capacity):	Charles Hawkins Field (3,626)
Dimensions:	LF-310; LC-375; CF-400; RC-375; RF-330
Press Box Phone:	(615) 320-0436
Head Coach:	Tim Corbin (Ohio Wesleyan, 1984)
Record at Vanderbilt:	465-229 (.655/11 seasons)
Career Record:	571-367 (.593/16 seasons)
Baseball Office Phone:	(615) 322-3716
Best Time to Contact:	Weekday Mornings, CT
Assistant Coaches:	Travis Jewett (Washington State, 1993) Scott Brown (SUNY-Corland, 1999), Drew Headman (Panoma College, 2009)
2013 Record:	54-12
SEC Record (Finish):	26-3 (1st East, 1st Overall)
Postseason:	Nashville Super Regional
Final Rankings:	9th (ESPN, USA Today, Baseball America, NCBWA)
Lettermen Returning/Lost:	19/12
Position Starters Returning/Lost:	2/6
Pitchers Returning/Lost:	10/1
Top Returning Position Players:	So. 3B Xavier Turner (.324, 36 RBI, 40 R), Jr. SS Vince Conde (.307, 44 RBI, 6 HR), RSo. 1B Zander Wiel (.305, 27 RBI, 5HR)
Top Returning Pitchers:	Jr. RHP Tyler Beede (14-1, 2/32 ERA), Jr. RHP Brian Miller (5-2, 1.58 ERA), So. RHP Carson Fulmer (3-0, 2.39 ERA)
Series Record vs. LSU:	LSU leads, 53-38
Paul Mainieri vs. Vanderbilt:	7-11
Sports Information Contact:	Kyle Parkinson
Email:	kyle.parkinson@vanderbilt.edu
Office Phone:	(615) 343-0020
Cell Phone:	(479) 871-0817
Fax:	(615) 343-7064



SOUTHEASTERN CONFERENCE MEDIA RELATIONS

2201 Richard Arrington Blvd. North
 Birmingham, AL 35203-1103

Phone: 205.458.3010
 Fax: 205.458.3030
 Baseball Contact: Chuck Dunlap (cdunlap@sec.org)

2014 SEC Tournament

May 20-25 • Hoover Metropolitan Stadium • Hoover, Ala.

The Southeastern Conference Baseball Tournament returns for a 17th straight year to Hoover Metropolitan Stadium in the south Birmingham city of Hoover, Ala.

Located eight miles south of Birmingham, the Hoover Metropolitan Stadium is regarded by many sports experts as one of the best of its kind in the nation. It seats 10,800 for baseball, but can accommodate over 16,000 when the patio, banquet and side grassy areas are used. The stadium also houses 12 suites and state-of-the-art dressing and training rooms. Wireless internet access was added in 2004, concourse and signage renovation was done in 2005 and a second-level press box expansion, new stadium seating and an exterior facelift in 2007 completed a \$4.5 million renovation project. A new video scoreboard was added for 2008.

The 2012 SEC Baseball Tournament drew a record-high 129,112 fans, and the tournament has surpassed the six-digit mark in total attendance seven times in the last 11 years.

LSU has played in the SEC Tournament title game in seven of the past 14 seasons. The Tigers have won 10 tournament titles (1986, '90, '92, '93, '94, 2000, 2008, 2009, 2010, 2013) and have finished as runners-up on six occasions (1987, '91, '95, '97, 2001, 2003).



The Tigers celebrate their 2010 SEC Tournament title.

ALCORN STATE

Tuesday, April 29 at Baton Rouge - 6:30 p.m.



Location:	Lorman, Miss.
Enrollment:	3,583
Nickname:	Braves
Colors:	Purple and Gold
Conference:	Southwestern Athletic
President:	Dr. Norris Edney
Interim Athletic Director:	Dwayne White
Stadium (Capacity):	Braves Baseball Field (500)
Head Coach:	Barret Rey
Record at Alcorn State:	90-118 (.432/4 seasons)
Career Record:	148-228 (.394/7 seasons)
Best Time to Contact:	Through SID Office
2013 record:	16-41
SWAC Record: (Finish)	14-10 (3rd in SWAC East)
Postseason:	1-2 in SWAC Tournament
Final Rankings:	Not Ranked
Record vs. LSU:	LSU, 5-0
Paul Mainieri vs. Alcorn State:	5-0
Sports Information Contact:	Je'Kel Smith
Office Phone:	(601) 877-6501
E-mail:	jkewel@alcorn.edu

GRAMBLING STATE

Sunday, Feb. 16 at Baton Rouge - 4 p.m.



Location:	Grambling, La.
Enrollment:	5,071
Nickname:	Tigers
Colors:	Black and Gold
Conference:	Southwestern Athletic Conference
President:	Dr. Frank Pogue
Athletic Director:	Aaron James
Home Park (Capacity):	Tiger Field (3,000)
Dimensions:	LF-330; CF-400; RF-335
Head Coach:	James Cooper (Grambling, 2004)
Record at GSU:	85-112 (.431/4)
Career Record:	Same
Best Time to Contact:	Weekday mornings, CT
Assitant Coaches:	Davin Pierre (Grambling, 2005)
2013 Record:	18-30
SWAC Record:	9-15
Final Rankings:	Not Ranked
Record vs. LSU:	LSU, 3-0
Paul Mainieri vs. Grambling:	3-0
SID E-mail:	blacks@gram.edu
Office Phone:	(318) 274-6562
Fax:	(318) 274-2761

LAMAR

Wednesday, April 9 at Baton Rouge - 6:30 p.m.



Location:	Beaumont, Texas
Enrollment:	13,773
Nickname:	Cardinals
Colors:	Red and White
Conference:	Southland
President:	Kenneth R. Evans, Ph.D.
Athletic Director:	Jason Henderson
Stadium:	Vincent-Beck Stadium (3500)
Head Coach:	Jim Gilligan
Record at Lamar:	1,235-780 (.613/35 Years)
Career Record:	2,045-790 (.721/36 Years)
Baseball Office Phone:	Through SID Office
Best Time to Contact:	Through SID Office
Assistant Coaches:	Jim Ricklefsen, Scott Hatten, Nick Camp
2013 Record:	39-20
Southland Record (Finish):	15-12 (T-5th Overall)
Final Rankings:	Not Ranked
Record vs. LSU:	Lamar leads, 5-3
Paul Mainieri vs. Lamar:	2-0
Sports Information Contact:	Clay Trainum
Office Phone:	(409) 880-7845
Fax:	(409) 880-2338

LOUISIANA-LAFAYETTE

Tuesday, Feb. 25 at Baton Rouge - 6:30 p.m.



Location:	Lafayette, La.
Enrollment:	16,687
Nickname:	Rajun Cajuns
Colors:	White and Vermilion
Conference:	Southland
President:	Joseph Savoie (UL-Lafayette, 1976)
Athletic Director:	Scott Farmer (Georgia Southern, 1986)
Home Park (Capacity):	M.L. "Tigue" Moore Field (3,755)
Dimensions:	LF-330; CF-400; RC-375; RF-330
Press Box Phone:	(337) 851-2255
Head Coach:	Tony Robichaux
Record at UL-L:	674-459-1 (20th season)
Career Record:	937-636-1 (28th season)
Baseball Office Phone:	(337) 475-5482
Best Time to Contact:	Weekday mornings, CT
Assistant Coaches:	Anthony Babineaux (Louisiana-Lafayette, 1995), Matt Deggs
2013 Record:	43-20
Sum Belt Record (Finish):	19-11(3rd)
Postseason:	Baton Rouge Regional
Final Rankings:	Not Ranked
Record vs. LSU:	LSU leads, 49-23
Paul Mainieri vs. UL-L:	6-2
Sports Information Contact:	Jeff Schneider
Office Phone:	(337) 482-6332
E-mail:	schneider@louisiana.edu
Cell:	(225) 241-8430
Fax:	(337) 482-6529



LSU Bat Girls perform a variety of duties during the Tigers' home games.



The Alex Box Stadium grounds crew entertains fans with its dance routines.



LSU salutes local military personnel at all Saturday and Sunday home games.

Non-Conference Opponents

MCNEESE STATE

Wednesday, April 2 at Baton Rouge - 6:30 p.m.



Location:	Lake Charles, La.
Enrollment:	8,900
Nickname:	Cowboys
Colors:	Blue and Gold
Conference:	Southland
President:	Dr. Phillip Williams
Athletic Director:	Bruce Hemphill
Home Park (Capacity):	Cowboy Diamond (2,000)
Dimensions:	LF-330; LC-375; CF-400; RC-375; RF-330
Press Box Phone:	(337) 475-8007
Head Coach:	Justin Hill (LSU, 2002)
Record at McNeese:	0-0 (1st Season)
Career Record:	Same
Baseball Office Phone:	(337) 475-5482
Best Time to Contact:	Weekday mornings, CT
Assistant Coaches:	Matt Collins (UL Monroe, 2010), Cort Barton (1st Season)
2013 Record:	23-31
Southland Record (Finish):	10-17
Postseason:	0-2 at Southland Tournament
Record vs. LSU:	LSU leads, 27-9
Paul Mainieri vs. McNeese St.:	8-0
Sports Information Contact:	Hunter Bower
Office Phone:	(337) 475-5207
E-mail:	hunterbower32@mcneese.edu
Cell:	(337) 455-3200

NEW ORLEANS

Friday, Feb. 14, at Baton Rouge - 7 p.m.

Saturday, Feb. 15 at Metairie, La. (Zephyr Field) - 2 p.m.



Location:	New Orleans, La.
Enrollment:	9,323
Nickname:	Privateers
Colors:	Silver, Reflex Blue
Conference:	Southland
President:	Peter J. Fos
Athletic Director:	Derek Morel
Home Park (Capacity):	Maestri Field
Dimensions:	LF-330; LC-370; CF-405; RC-370; RF-330
Head Coach:	Ron Maestri (Bradley, 1963)
Record at New Orleans:	518-247-1 (14 seasons)
Career Record:	518-247-1 (14 seasons)
Assistant Coaches:	James Jurries (Tulane, 2002), A.J. Battisto (Georgia Southern, 2008)
2013 Record:	7-44
Record vs. LSU:	LSU leads, 54-34
Paul Mainieri vs. New Orleans:	10-10
Sports Information Contact:	Emmanuel Pepis
Office Phone:	(504) 280-7039
E-mail:	eepis@uno.edu

NICHOLLS STATE

Tuesday, March 11 at Baton Rouge - 6:30 p.m.



Location:	Thibodaux, La.
Enrollment:	6,100
Nickname:	Colonels
Colors:	Red and Gray
Conference:	Southland
President:	Dr. Stephen T. Hulbert (Worcester State)
Athletic Director:	Rob Bernardi (Cal-State Northridge, 1983)
Home Park (Capacity):	Raymond E. Didier Field (3,200)
Dimensions:	LF-331; LC-365; CF-401; RC-365; RF-331
Press Box Phone:	(985) 448-4834
Head Coach:	Seth Thibodeaux (William Carey, 2003)
Record at Nicholls State:	80-86 (482/4 seasons)
Career Record:	Same
Baseball Office Phone:	(985) 448-4808
Best Time to Contact:	Through SID Office
Assistant Coaches:	Chris Prothro (Arkansas State, 2005), Blaze Lambert, Zach Butler, Austin Flores
2013 Record:	26-29
Southland Record (Finish):	9-18 (9th Overall)
Postseason:	None
Final Rankings:	Not Ranked
Record vs. LSU:	LSU leads, 50-22
Paul Mainieri vs. Nicholls State:	8-1
Sports Information Contact:	Clyde Verdin Jr.
Office Phone:	(985) 518-9452
E-mail:	Clyde.Verdin@nicholls.edu
Fax:	(985) 448-4490

NORTHWESTERN STATE

Tuesday, March 4 at Natchitoches - 7 p.m.

Tuesday, May 13 at Baton Rouge - 6:30 p.m.



Location:	Natchitoches, La.
Enrollment:	9,191
Nickname:	Demons
Colors:	Purple and White with Orange Trim
Conference:	Southland
President:	Dr. Randall J. Webb (Northwestern State, 1965)
Athletic Director:	Greg Burke
Home Park (Capacity):	Brown-Stroud Field (1,200)
Dimensions:	LF-330; LC-375; CF-405; RC-375; RF-330
Press Box Phone:	(318) 357-4606
Head Coach:	Lane Burroughs
Record at Northwestern State:	16-40 (286/1)
Career Record:	Same
Baseball Office Phone:	(318) 357-4139
Best Time to Contact:	Weekday Mornings, CT
Assistant Coaches:	Chris Curry, Andy Morgan
2013 Record:	16-40
Southland Record (Finish):	5-22 (10th overall)
Post Season:	None
Final Rankings:	Not Ranked
Record vs. LSU:	LSU leads 52-11
Paul Mainieri vs. Northwestern State:	7-1
Sports Information Contact:	Matthew Fowler
E-mail:	fowlerm@nsula.edu
Office Phone:	7 (318) 357-6469



LSU baseball games are family-friendly events.



Tailgating is a time-honored tradition at Alex Box Stadium.



PURDUE

Friday, March 7 at Baton Rouge - 7 p.m.
 Saturday, March 8 at Baton Rouge- 6:30 p.m.
 Sunday, March 9 at Baton Rouge - 1 p.m.



Location:	West Lafayette, Ind.
Enrollment:	37,788
Nickname:	Boilermakers
Colors:	Old Gold & Black
Conference:	Big Ten
President:	Mitch Daniels
Athletic Director:	Morgan J. Burke
Home Park (Capacity):	Alexander Field (2,000)
Dimensions:	LF-340, CF-408, RF-330
Press Box Phone:	(217) 549-7965
Head Coach:	Doug Schreiber
Record at McNeese:	442-385 (15th season)
Career Record:	Same
Baseball Office Phone:	(765) 494-9603
Best Time to Contact:	Contact SID
Assistant Coaches:	Tristan McIntyre (Purdue, 2008), Wally Crancer (Georgia Tech, 2007)
2013 Record:	17-34
Big Ten Record(Finish):	6-18 (10th overall)
Record vs. LSU:	LSU leads, 4-0
Paul Mainieri vs. Purdue	8-2
Sports Information Contact:	Ben Turner
Office Phone:	(765) 494-3198
Cell:	(217) 549-7965
E-Mail	benturner@purdue.edu

SACRED HEART

Wednesday, March 5 at Baton Rouge - 6:30 p.m.



Location:	Fairfield, Conn.
Enrollment:	6,407
Nickname:	Pioneers
Colors:	Red and White
Conference:	Northeast Conference
President:	John J. Petillo
Athletic Director:	C. Donald Cook
Stadium (Capacity):	Ballpark at Harbor Yard (5,300)
Dimensions:	LF-325; CF-405; RF-325
Head Coach:	Nick Giaquinto (Connecticut, 1979)
Record at Sacred Heart:	467-572-2 (.449/24 seasons)
Career Record:	Same
Baseball Office Phone:	(203) 365-7632
Best Time to Contact:	Through SID Office
Assistant Coaches:	Wayne Mazzoni, Alex Trezza
2013 Record:	34-23
NEC Record (Finish):	23-9 (2nd overall)
Postseason:	2-2 at NEC Tournament (Runner-up)
Final Rankings:	Not Ranked
Record vs. LSU:	LSU, 2-0
Paul Mainieri vs. Sacred Heart:	3-0
Sports Information Contact:	Jim Sheehan
Office Phone:	(203) 365-4813
E-mail:	sheehanj3@sacredheart.edu

SOUTH ALABAMA

Wednesday, March 19 at Baton Rouge - 6:30 p.m.



Location:	Mobile, Ala.
Enrollment:	14,883
Nickname:	Jaguars
Colors:	Red, Blue and White
Conference:	Sun Belt
President:	Dr. John Smith (Berry College, 1976)
Athletic Director:	Dr. Joel Erdmann (South Dakota State, 1986)
Home Park (Capacity):	Stanky Field (3,775)
Dimensions:	LF-330, CF-400, RF-330
Press Box Phone:	(251) 461-1842
Head Coach:	Mark Calvi (Nova Southeastern (Fla.), 1991)
Record at South Alabama:	66-54 (2 seasons)
Career Record:	Same
Baseball Office Phone:	(251) 460-6876
Best Time to Contact:	Through SID Office
Assistant Coaches:	Bob Keller (Biola (Calif.) 1992), Jerry Zullie (New Orleans, 2002)
2013 Record:	43-20
Sun Belt Record (Finish):	20-10 (T-1st)
Postseason:	NCAA Starkville Regional
Record vs. LSU:	South Alabama, 24-14
Paul Mainieri vs. South Alabama	1-0
Sports Information Contact:	Charlie Nicols
Office Phone:	(251) 414-8017
Cell Phone:	(251) 751-9788

SOUTHEASTERN LOUISIANA

Wednesday, Feb. 19 at Hammond - 6 p.m.



Location:	Hammond, La.
Enrollment:	15,000
Nickname:	Lions
Colors:	Green and Gold
Conference:	Southland
President:	Dr. John L. Crain
Athletic Director:	Jay Artiguesddd
Home Park (Capacity):	Pat Kenelly Diamond Alumni Field (2,500)
Dimensions:	LF-320; LC-365; CF-400; RC-365; RF-320
Press Box Phone:	(985) 549-2431
Head Coach:	Matt Riser (Tulane, 2007)
Record at SLU:	First Season
Career Record:	Same
Baseball Office Phone:	(985) 549-3566
Assistant Coaches:	Daniel Latham (Tulane, 2007), Zak Zulli (Tulane, 2008)
2013 Record:	36-24
Southland Record (Finish):	16-11 (T-3rd)
Postseason:	3-2 SLC Tournament
Lettermen Returning/Lost:	20/11
Record vs. LSU:	LSU leads, 63-17
Paul Mainieri vs. SLU:	7-1
Sports Information Contact:	Damon Sunde
Office Phone:	(985) 549-3774
Cell Phone:	(225) 938-5987
E-mail:	Damon.Sunde@southeastern.edu

SOUTHERN

Wednesday, March 12 at Baton Rouge - 6:30 p.m.



Location:	Baton Rouge, La.
Enrollment:	8,000
Nickname:	Jaguars
Colors:	Columbia Blue and Gold
Conference:	Southwestern Athletic
Chancellor:	Dr. James Llorens
Athletic Director:	Dr. William Broussard
Home Park (Capacity):	Lee-Hines Field (1,000)
Dimensions:	LF-330; LC-375; CF-40; RC-375; RF-330
Head Coach:	Roger Cador (Southern, 1975)
Baseball Office Phone:	(225) 771-2513
Best Time to Contact:	Weekday mornings, CT
2013 Record:	20-21
SWAC Record (Finish):	14-10 (1st SWAC West, T-3rd Overall)
Postseason:	1-2 at SWAC Tournament
Final Rankings:	Not Ranked
Record vs. LSU:	LSU, 48-2
Paul Mainieri vs. Southern:	8-0
Sports Information Contact:	Chris Jones
E-mail:	christopher_jones@subr.edu
Office Phone:	(225) 771-3791
Fax:	(225) 771-2896

SOUTHERN MISSISSIPPI

Tuesday, April 15 at Metairie, La. - 7 p.m.
 (Zephyr Field - Wally Pontiff Jr. Foundation Classic)



Location:	Hattiesburg, Miss.
Enrollment:	16,506
Nickname:	Golden Eagles
Colors:	Black and Gold
Conference:	Conference USA
President:	Dr. Rodney Bennett (Middle Tennessee, 1990)
Athletic Director:	Bill McGillis (St. Thomas, 1984)
Home Park (Capacity):	Hill Denson Field at Pete Taylor Park (6,600)
Dimensions:	LF-340; LC-365; CF-400; RC-365; RF-340
Press Box Phone:	(601) 266-5684
Head Coach:	Scott Berry (Southwest Missouri St., 1986)
Record at Southern Miss:	137-94 (3 seasons)
Career Record:	Same
Baseball Office Phone:	(601) 266-5017
Best Time to Contact:	Weekday mornings, CT
Assistant Coaches:	Chad Caillet (Southern Miss, 1999), Michael Federico (Southern Miss., 1999)
2013 Record:	30-27
Conference USA Record:	15-9 (T-1st)
Postseason:	2-2 at C-USA Tournament
Lettermen Returning/Lost:	25/9
Position Starters Returning/Lost:	4/5
Pitchers Returning/Lost:	14/4
Record vs. LSU:	LSU, 37-11-2
Paul Mainieri vs. Southern Miss:	8-1
Sports Information Contact:	Jack Duggan
Office Phone:	(601) 266-5947
Cell Phone:	(601) 596-5637
E-mail:	jack.duggan@usm.edu

TEXAS SOUTHERN

Sunday, Feb. 23 at Baton Rouge - 3 p.m.



Location:	Houston, Texas
Enrollment:	9,500
Nickname:	Tigers
Colors:	Maroon and Gray
Conference:	Southwestern Athletic
Chancellor:	Dr. John Rudley
Athletic Director:	Dr. Charles McClelland
Home Park (Capacity):	MacGregor Park (500)
Head Coach:	Michael Robertson (Huston-Tillotson College, 1987)
Baseball Office Phone:	(713) 313-7993
2013 Record:	22-29
SWAC Record:	12-12
Final Rankings:	Not Ranked
Record vs. LSU:	LSU, 1-0
Paul Mainieri vs. Texas Southern:	1-0
Sports Information Contact:	Rodney Bush
E-mail:	bushrr@tsu.edu
Office Phone:	713-313-7603

TOLEDO

Saturday, Feb. 22 at Baton Rouge - 6 p.m.



Location:	Toledo, Ohio
Enrollment:	16,837
Nickname:	Rockets
Colors:	Midnight Blue and Gold
Conference:	Mid-American Conference
President:	Lloyd A. Jacobs, M.D.
Athletic Director:	Mike O'Brien
Home Park (Capacity):	Scott Park (1,000)
Dimensions:	LF-330, CF-400, RF-330
Head Coach:	Cory Mee (Notre Dame, 1992)
Record at Toledo:	244-300 (.449/10)
Career Record:	Same
Assistant Coaches:	Nick McIntyre (Purdue, 2003)
2013 Record:	25-33
MAC Record (Finish):	13-14 (3rd in MAC West, T-6th overall)
Postseason:	3-2 at MAC Tournament
Final Rankings:	Not ranked
Record vs. LSU:	First meeting
Paul Mainieri vs. Toledo:	10-0
Sports Information Contact:	Brian DeBenedictis
Office Phone:	(419) 530-4919
E-mail:	brian.debenedictis@utoledo.edu
Fax:	(419) 530-6259

TULANE

Tuesday, March 25 at New Orleans - 6:30 p.m.

Tuesday, April 22 at Baton Rouge - 6:30 p.m.



Location:	New Orleans, La.
Enrollment:	13,359
Nickname:	Green Wave
Conference:	C-USA
President:	Dr. Scott Coewm (Connecticut, 1968)
Athletic Director:	Rick Dickson (Tulane, 1976)
Home Park (Capacity):	Greer Field at Turchin Stadium (5,000)
Dimensions:	LF-325, CF-400, RF, 325
Head Coach:	Rick Jones (UNC-Wilmington, 1975)
Baseball Office Phone:	(504) 862-8216
Record at Tulane	804-429-2 (21 seasons)
Career Record:	1080-522-3
Assistant Coaches:	Chad Sutter (Tulane, 2000), Jake Gautreau (Tulane, 2009), Shooter Hunt (Tulane, 2008)
2013 Record:	30-28 (11-13 C-USA)
Record vs. LSU:	LSU leads, 177-125-3
Paul Mainieri vs. Tulane	12-4
Sports Information Contact:	Curtis Akey
E-mail:	cakey@tulane.edu
Office Phone:	(504) 314-7271
Cell Phone:	(504) 495-4073

VIRGINIA TECH

Friday, Feb. 21 at Baton Rouge - 7 p.m.



Location:	Blacksburg, Va.
Enrollment:	31,000
Nickname:	Hokies
Colors:	Chicago maroon and burnt orange
Conference:	Atlantic Coast Conference
President:	Timothy D. Sands
Athletic Director:	Sharon McCloskey
Home Park (Capacity):	English Field (4,000)
Dimensions:	LF-330; CF-400; RF-330
Head Coach:	Patrick Mason (Northeastern, 2007)
Record at Virginia Tech:	First Season
Career Record:	0-0 (collegiate)
Baseball Office Phone:	(540) 231-3671
Assistant Coaches:	Mike Kunigonis (American International, 2001), Robert Woodard (North Carolina, 2008)
2013 Record:	40-22
ACC Record (Finish):	19-11 (3rd in ACC Coastal, 6th overall)
Postseason:	3-1 at ACC Tournament, 2-2 at Blacksburg Regional
Final Rankings:	19th (ESPN/USA Today), 21st (NCBWA)
Record vs. LSU:	First Meeting
Paul Mainieri vs. Virginia Tech:	6-6
Sports Information Contact:	Marc Mullen
Office Phone:	(540) 231-1894
Email:	marcm@vt.edu

YALE

Friday, Feb. 28 at Baton Rouge - 7 p.m.

Saturday, March 1 at Baton Rouge - 2 p.m.

Sunday, March 2 at Baton Rouge - 12 p.m.



Location:	New Haven, Conn.
Enrollment:	5,300
Nickname:	Bulldogs; Elis
Colors:	Yale Blue and White
Conference:	Ivy League
President:	Peter Salovey
Athletic Director:	Tom Beckett
Home Park (Capacity):	Yale Field (5,000)
Dimensions:	LF-340, LC-375, CF-405, RC-375, RF-315
Head Coach:	John Stuper (LaRoche, 1980)
Record at Yale:	418-498 (.454/21st Season)
Career Record:	Same
Assistant Coaches:	Tucker Frawley (Holy Cross, 2006)
2013 Record:	13-25
Series Record:	Yale leads, 1-0
Paul Mainieri vs. Yale:	0-1
Sports Information Contact:	Skylar Shibayama
Office Phone:	(203) 431-1457
Email:	skylar.shibayama@yale.edu



2014 NCAA Tournament

Regional Tournaments: May 30-June 1/2 (sites TBA)

Super Regional Series: June 6-8/7-9 (sites TBA)

College World Series: June 14-24/25 (TD Ameritrade Park - Omaha, Neb.)

The 2014 NCAA Tournament will feature a 64-team field for the 16th straight year, as the tournament was expanded from 48 to 64 participants in 1999. The teams selected for the tournament will be placed in 16 four-team NCAA Regional brackets at campus sites across the country, May 30-June 2.

The brackets are set up like the NCAA basketball tournament with the top eight teams in the country earning "National Seeds." The brackets will be used to determine Super Regional pairings as well as the two brackets for the College World Series.

The 16 winners of the Regionals advance to the Super Regionals, where teams will be matched up for best-of-three series at eight sites, June 6-8 and June 7-9. The eight winners of the Super Regionals advance to the College World Series, June 14-25, at Omaha's TD Ameritrade Park.

The eight CWS teams compete in two four-team brackets. From 1988-2002, the bracket champions met in a single game to determine the national champion; however, the bracket champions now meet in a best two-of-three series to determine the national champion.

LSU has made 16 CWS appearances, winning the national championship six times. LSU is one of only 10 schools to have earned at least 16 CWS berths.



28

Kyle Bouman

LH Pitcher
5-11, 221, L-L Jr., JC
Ferguson, Mo. (DeSmet Jesuit HS/Jefferson County CC)

Excellent left-hander who played his freshman year at Wichita State and sophomore year at Jefferson County Community College in Missouri prior to transferring to LSU in the fall of '13 ... a three-pitch mix lefty that can throw any pitch in any count to keep hitters off balance ... named to the All-Star Team in the Northwoods League in the summer of 2013 ... expected to play prominent role on the staff this season.

Prior to LSU

Started nine games for Jefferson County CC - located in Hillsboro, Mo. - in 2013, posting a 5-3 mark, three complete games and one save ... recorded a team-best 1.70 ERA in 58.1 innings with 53 strikeouts and eight walks ... enjoyed an outstanding high school career at DeSmet Jesuit HS in Creve Coeur, Mo. ... lettered four years in baseball and one in basketball ... all-conference selection both junior and senior year of high school ... graduated with a 3.5 GPA.

Personal

Full name is Kyle William Bouman ... parents are Al and Mary Bouman ... has two sisters, Mallory and Emma ... chose to attend LSU because of "the trust I had in Coach Mainieri and the opportunity to play for a College World Series championship" ... majoring in sports administration at LSU ... born September 1, 1992 in St. Louis, Mo.



8

Alex Bregman

Infielder
6-0, 190, R-R, So., 1L
Albuquerque, N.M. (Albuquerque Academy)



Alex Bregman (right) received the 2013 Brooks Wallace Award as the nation's best shortstop.

2013 National Freshman of the Year (Collegiate Baseball, Baseball America, NCBWA)
2013 National Shortstop of the Year (Brooks Wallace Award)
2013 First-Team All-American (Baseball America, ABCA, Perfect Game)
2013 SEC Freshman of the Year
2013 First-Team All-SEC
2013 ABCA First-Team All-South Region
2013 NCAA Baton Rouge Regional Most Outstanding Player
SEC Player of the Week (March 25, 2013)
2013 Louisiana Freshman of the Year

MLB Draft: 29th round in 2012 (Boston)

2013 National Freshman of the Year and winner of the 2013 Brooks Wallace Award as the nation's best shortstop ... also received first-team All-America recognition and was named SEC Freshman of the Year ... very versatile defensively and can play anywhere on the field ... played for the U.S. Collegiate National Team last summer during its 33-game international tour, which included a trip to Japan ... batted .361 in 18 games for the United States, helping the squad post a 20-3 record ... Bregman collected seven doubles, one triple, 12 RBI and seven stolen bases ... 29th round selection of the Boston Red Sox in the 2012 MLB Draft.

2013 Season

Recipient of the 2013 Brooks Wallace Award as the nation's best shortstop; also received first-team all-America recognition ... named 2013 National Freshman Player of the Year by Collegiate Baseball newspaper, by Baseball America magazine and by the National Collegiate Baseball Writers Association; voted 2013 SEC Freshman of the Year and first-team all-SEC by the league coaches ... batted .369 (104-for-282) with 18 doubles, seven triples, six homers, 52 RBI, 59 runs and 16 steals in 17 attempts ... finished the 2013 season No. 2 in the nation in base hits with 104 ... named the Most Outstanding Player of the NCAA Baton Rouge Regional, batting .545 (6-for-11) with one double, one HR, three RBI and five runs ... No. 2 in the SEC in base hits (104); No. 1 in triples (7); No. 3 in total bases (154); No. 5 in batting average (.369); No. 4 in runs scored (59); No. 3 in doubles (18); No. 4 in slugging percentage (.546) and No. 5 in RBI (52) ... hit .373 (47-for-126) in SEC regular-season games with seven doubles, three triples, four homers and 26 RBI ... batted .500 (6-for-12) in LSU's three-game sweep of Florida (May 2-4) with two doubles, three RBI and four runs scored ... 3-for-7 in April 20 win at Alabama with one homer, one triple, one double, three RBI and one run scored ... posted 23-game hit streak from March 6-April 12, batting .495 (48-for-97) during the streak with eight doubles, five triples, two homers and 24 RBI; the streak was the fourth-longest in LSU history ... named SEC Player of the Week (March 25) after hitting .692 (9-for-13) in the Auburn series with one double, two RBI, five runs ... delivered game-winning walk-off single in bottom of 13th inning March 20 to lift LSU to 2-1 win over Northwestern State ... launched three-run homer in ninth inning of Game 2 of Miss. State series (March 16), helping to clinch a 7-3 LSU victory ... drove in four runs in LSU's 11-2 win Feb. 26 at Louisiana-Lafayette, blasting his first career collegiate home run, a three-run dinger.

Prior to LSU

Battled an injury during his senior season, but hit .678 as a high school junior in 2011 and set a New Mexico season record with 19 HRs ... coached by Jason Columbus, who played at LSU in 2002 as a reserve first baseman ... received first team All-State recognition ... led 18U U.S. National Team to a gold medal in the fall of 2011 at the International Baseball Federation World Championships ... received All-Metro honors and All-District honors ... received 2010 Richard W. Case Award as the USA Baseball Player of the Year ... helped lead team to high school state championship in 2009.

Personal

Parents are Sam and Jackie Bregman, both of whom are attorneys ... has a younger sister, Jessica, and a younger brother, Anthony ... said he chose to attend LSU because he loves "the people, the facilities and the coaching staff" ... majoring in sports administration at LSU ... born March 30, 1994 in Albuquerque, N.M.

Bregman's LSU Career Statistics

Year	Avg	GP	GS	AB	R	H	2B	3B	HR	RBI	TB	SLG%	BB	HBP	SO	GDP	OB%	SF	SH	SB	ATT	PO	A	E	FLD%
2013	.369	67	67	282	59	104	18	7	6	52	154	.546	24	3	25	9	.417	5	0	16	17	86	174	17	.939

Bregman's LSU Career Highs

At-Bats: 7 at Alabama (4/20/13)
Hits: 4 at Tulane (3/26/13)
Runs Scored: 3 four times; most recently vs. Florida (5/4/13)
Doubles: 2 three times; most recently at Texas AGM (5/9/13)
Triples: 1 seven times; most recently at Alabama (4/20/13)
Home Runs: 1 six times; most recently at Alabama (4/20/13)
RBI: 4 at UL-Lafayette (3/26/13)



21

Joe Broussard

RH Pitcher
6-1, 215, R-R, Jr., 2L
Gretna, La. (Holy Cross HS)

A hard-nosed right-handed pitcher who produces good movement on a fastball that hits the low 90s and has shown signs of effective off-speed stuff that will continue to develop ... suffered an ulnar collateral tear in his pitching elbow in the summer of 2012 while playing in the Cape Cod League, and he received a medical redshirt for the 2013 season as he rehabilitated after surgery ... product of the same high school as LSU all-time saves leader Matty Ott.

2013 Season (Redshirt)

Suffered an ulnar collateral tear in his pitching elbow in the summer of 2012 while playing in the Cape Cod League, and he received a medical redshirt for the 2013 season as he rehabilitated after surgery.

2012 Season

Recorded a 4-1 mark with a 3.73 ERA in 19 appearances (six starts) for the Tigers during their 2012 SEC Championship season ... registered 12 walks and 45 strikeouts in 41 innings, and he limited opponents to a .234 batting average ... pitched 2.2 innings in relief outing vs. Mississippi State in SEC Tournament (May 23); allowed one run on three hits with three strikeouts ... effective four innings as a starter on May 1 vs. Tulane - allowed one run on four hits in four innings with two BB and four strikeouts ... solid three innings as a starter on April 25 versus Southeastern Louisiana - allowed one run on two hits with two walks and six strikeouts ... posted career highs of 6.1 innings



and eight strikeouts to defeat Alcorn State on April 10 ... earned victory over Louisiana-Lafayette (March 28), working two scoreless and hitless innings with one walk and three strikeouts ... earned relief win over Grambling (Feb. 28), recording five strikeouts in 2.2 innings

2011 Season

Appeared in 14 games (one start), recording an 0-1 mark and a 5.19 ERA in 26 innings with nine walks and 28 strikeouts ... brilliant relief outing at Nicholls State (March 16); entered the game in the first inning after Nicholls had scored six runs and worked six innings, allowing just one run on five hits with one walk and seven strikeouts - Broussard's effort allowed LSU to rebound for a 12-8 win ... recorded five strikeouts in three innings of work versus Louisiana-Lafayette (March 22) ... fired two scoreless innings versus McNeese State (March 30), allowing no hits with three strikeouts in a 6-0 LSU victory ... made first career collegiate start at Tulane (April 5), allowing three earned runs in 3.1 innings with a three strikeouts in a 7-5 LSU win.

High School

2010 First-Team All-State and the All-Metro New Orleans Player of the Year ... also named district MVP in 2009 and 2010, and he served as team captain ... three-time All-Metro New Orleans and four-time All-District selection during his career ... batted .478 as a junior with 40 RBI and eight homers while recording an 8-3 mark and four saves on the mound ... hit .498 as a sophomore with 46 RBI and seven homers while posting a 7-2 record and two saves.

Personal

Full name is Joe Neville Broussard ... parents are Derel and Harriet Broussard ... has one older brother and one older sister ... majoring in sports administration-leadership at LSU ... born January 28, 1991.

Broussard's LSU Career Statistics (Pitching)

Year	ERA	W-L	App	GS	CG	SHO/CBO	SV	IP	H	R	ER	BB	SO	2B	3B	HR	BF	B/Avg	WP	HBP	BK	SFA	SHA
2011	5.19	0-1	14	1	0	0/1	0	26.0	28	17	15	9	28	4	1	1	113	.286	3	2	1	2	2
2012	3.73	4-1	19	6	0	0/2	0	41.0	37	19	17	12	45	6	2	2	173	.234	7	2	0	0	1
TOTAL	4.30	4-2	33	7	0	0/3	0	67.0	65	36	32	21	73	10	3	3	286	.254	10	4	1	2	3

Broussard's LSU Career Statistics (Batting)

Year	Avg	GP-GS	AB	R	H	2B	3B	HR	RBI	TB	SL%	OB%	BB	HBP	SO	GOFP	OB%	SF	SH	SB-ATT	PO	A	E	FLD%
2011	.500	4-0	4	0	2	0	0	0	2	2	.500	0	0	1	0	.500	0	0	0-0	1	1	0	1.000	

Broussard's LSU Career Highs

- Innings: 6.1 vs. Alcorn State (4/10/12)
- Strikeouts: 8 vs. Alcorn State (4/10/12)
- Hits Allowed: 5 three times; most recently vs. Alcorn State (4/10/12)
- Runs: 4 twice; most recently vs. Grambling (2/28/12)
- Earned Runs: 4 vs. Grambling (2/28/12)
- Walks: 3 vs. Louisiana-Lafayette (3/22/11)



46
Parker Bugg
RH Pitcher

6-6, 218, R-R, Fr., HS
San Diego, Calif. (Rancho Bernardo HS)

MLB Draft: 34th round in 2013 (Baltimore)

Tall, right-handed pitcher from San Diego who has tremendous upside and can make an immediate impact ... has a good feel for pitching and uses an over-the-top low 90s fastball with a major downhill plane to be effective ... suffered a broken foot during his 2013 senior season in high school and missed the second half of the year ... selected in the 34th round of the MLB Draft by the Baltimore Orioles.

Prior to LSU

Posted a 5-1 mark with a 0.90 ERA with 39 strikeouts in 39 innings as a senior at Rancho Bernardo

High School ... missed the last seven weeks of the season, however, to due to a stress fracture in his right foot ... led his team to two CIF San Diego Section D1 championships ... named to the San Diego Union Tribune All-Academic Team ... member of the 2012 Southern California Milwaukee Brewers Area Code Team.

Personal

Full name is Parker Brent Bugg ... parents are Steven and Betty Ann Bugg ... father is a United States Secret Service special agent; mother is a dental hygienist ... father played baseball and basketball at Louisville; mother played field hockey at Eastern Kentucky ... has one older sister, Taylor ... chose to attend LSU because "it has a rich tradition that cannot be matched anywhere else in the country; the fan base is the best in the country, and LSU always puts itself in position to win the College World Series; I also felt Coach Dunn's (LSU pitching coach Alan Dunn) experience in professional baseball would prepare me for the next level" ... majoring in accounting at LSU ... born October 26, 1994 in Louisville, Ky.



32
Alden Cartwright
RH Pitcher

6-0, 187, R-R, Fr., HS
Baton Rouge, La. (Runnels HS)

Talented pitcher with a fastball that sits in the mid to upper 80s but utilizes his 12-6 breaking ball in any count because he has a lot of confidence in it ... knows how to pitch "backwards" and spin the ball in hitter's counts to keep them off balance ... coached by former LSU second baseman Tookie Johnson (1988-91) at Runnels High School.

Prior to LSU

Posted 18 wins and 10 saves during his four-year career at Runnels HS ... completed his career with 344 strikeouts and only 94 walks; posted a 3.62 career ERA ... recorded 103 strikeouts and a 1.75 ERA as a junior; 105 strikeouts and a 2.47 ERA as a senior ... 2013 MVP of the Louisiana High School All-Star Game ... 2012 First-Team All-State and District MVP ... earned first-team all-district honors in each of his four high school seasons.

Personal

Full name is William Alden Cartwright ... parents are Mark and Libby Cartwright ... father is a nursing homes administrator and mother is a teacher ... has two older brothers, Hunter and Paul, and an older sister, Chelsie ... says that "growing up in Baton Rouge made playing at LSU my dream" ... majoring in management at LSU ... born November 8, 1994 in Baton Rouge.



26
Chris Chinaea
Catcher

5-11, 218, R-R, So., 1L
Miami, Fla. (Gulliver Prep School)

Very strong catcher who runs well and is athletic enough to play multiple positions ... started 10 games behind the plate in 2013 and will contend for a more prominent role as a starter for the Tigers this season.

2013 Season

Played in 31 games (10 starts), batting .277 (13-for-47) with four doubles, 11 RBI and five runs ... started in six SEC regular-season contests and hit .273 (6-for-22) in conference games with one double and six RBI ... 2-for-4 with one RBI and one run scored vs. Ole Miss (May 18) ... doubled and scored a run in LSU's win over New Orleans (May 14) ... lined a bases-loaded, three-run double in LSU win over Florida (May 4) ... recorded two RBI in LSU win over Auburn (March 24).

Prior to LSU

A 2012 Baseball America and Louisville Slugger High School All-American ... named Miami Herald Player of the Year for Classes 1A through 4A ... hit .542 as a senior in 2012 with 12 doubles, one triple, nine homers and 38 RBI ... also earned All-America recognition in 2011 and 2010 ... hit .481 as a junior in 2011 with 17 doubles, seven homers and 39 RBI ... batted .597 as a sophomore in 2010 with 15 doubles, six homers and 55 RBI, and was named the Class 3A Dade County Player of the Year ... batted .495 in 2009 as a freshman with 13 doubles, five homers and 44 RBI ... a four-year honor roll student at Gulliver Prep.

Personal

Full name is Christopher Michael Chinaea ... parents are Carlos and Maria Eugenia Chinaea ... has two younger brothers, Brandon and Daniel ... chose to attend LSU in order to gain "a college experience that will last a lifetime academically and athletically" ... majoring in sports administration at LSU ... born May 3, 1994 in Miami.



China's LSU Career Statistics

Year	Avg	GP	GS	AB	R	H	2B	3B	HR	RBI	SLG%	BB	HBP	SO	GDP	OB%	SF	SH	SB	ATT	PO	A	E	FLD%
2013	.277	31	10	47	5	13	4	0	0	11	.362	7	2	3	1	.373	3	0	0	0	61	3	1	.985

China's LSU Career Highs

At-Bats: 4 three times; most recently vs. Ole Miss (5/18/13)
 Hits: 2 twice; most recently vs. Ole Miss (5/18/13)
 Runs Scored: 1 five times
 Doubles: 1 four times; most recently vs. New Orleans (5/14/13)
 Triples: none
 Home Runs: none
 RBI: 3 vs. Florida (5/4/13)



**18
Dakota Dean**

Infielder
6-1, 200, L-R, Fr., HS
Crestview, Fla. (Crestview HS)

Younger brother of LSU All-America OF/1B Blake Dean, who played for the Tigers from 2007-10 ... LSU coaches say Dakota's baseball actions are mirror images of Blake's, except Dakota throws right-handed and plays all three infield positions ... Dakota possesses a smooth, left-handed hitting stroke that provides gap-to-gap power and could develop into home run power during his time at LSU.

Prior to LSU

1st Team Northwest Florida Daily News in all four seasons of his high school career ... Crestview High School Baseball MVP in 2012 ... selected for Top 100 Florida Showcase as a senior ... batted .415 in senior season with two homers; hit .435 in junior season with six homers; hit .398 as sophomore with three dingers and batted .375 as a freshman ... also played quarterback, linebacker and receiver for Crestview High football team.

Personal

Full name is Dakota Bryce Dean ... parents are Mike and Georgina Dean ... has two older brothers, Blake and Tanner ... Blake was an All-America outfielder/DH at LSU and helped lead the Tigers to the 2009 College World Series title ... Dakota chose to attend LSU because of "the atmosphere in Alex Box Stadium and our track record for getting to the College World Series" ... majoring in sports administration at LSU ... born August 20, 1994 in Crestview, Fla.



**25
Jarret DeHart**

Outfielder
6-2, 195, L-R, Fr., HS
Medford, N.J. (Shawnee HS)

Left-handed hitting outfielder and the second cousin of former LSU All-American pitcher Brett Laxton, who played for the Tigers from 1993-96 ... DeHart is a very athletic player who can develop into a power hitter and become a strong offensive threat for the Tigers.

Prior to LSU

2013 Under Armour All-American and Rawlings All-American ... 2013 All-State selection ... three-time First-Team All-Conference selection and a two-time First-Team All-County performer ... posted a .400 career batting average at Shawnee High School with 14 homers, 21 doubles, 72 RBI, 83 runs, 70 walks and 56 stolen bases ... holds career school records for runs, stolen bases, doubles and

walks ... hit .394 in senior season with four homers, 10 doubles, two triples and a school-record 21 stolen bases.

Personal

Parents are Jeff and Roxanne DeHart ... father is a comedian/actor and mother is a sales representative ... second cousin is former LSU All-America pitcher Brett Laxton, who holds the College World Series championship game strikeouts record with 16 Ks versus Wichita State in 1993 ... DeHart's uncle, Bill Laxton (Brett's father), pitched in the Major Leagues for seven seasons ... another uncle, Will Vespe, played in the Major Leagues with the Indians and Marlins ... chose to attend LSU because of "the coaches, the academics, and the history and prestige of the program ... majoring in finance at LSU ... born October 2, 1994 in New Brunswick, N.J.



**12
Hunter Devall**

LH Pitcher
5-8, 182, L-L, So., 1L
Clinton, La. (Centreville Academy)



Outstanding left-hander from Clinton, La. who attended Centreville Academy in Mississippi ... absolute "bulldog" on the mound who believes he can get anyone out in any situation ... has a three-quarter arm slot from the left side and a good breaking ball that is very tough on left-handed hitters ... started nine games for the Battle Creek Bombers in the 2013 Northwoods Summer League, recording 43 strikeouts in 43 innings with a 2.30 ERA.

2013 Season

Appeared in 16 games (one start), posting a 3-0 mark and a 2.65 ERA in 17 innings with five walks and 15 strikeouts ... longest outing of the season came on April 2 versus Alcorn State as he worked four shutout innings, limiting the Braves to one hit with two walks and three strikeouts ... fired two scoreless innings against Sacred Heart on March 6, allowing three hits with one walk and three strikeouts ... worked a scoreless inning versus Brown (March 2) with two strikeouts.

Prior to LSU

Posted a 7-1 mark in 2012 as a senior with a 0.98 ERA and three saves in 71 innings, recording 140 strikeouts ... earned 2012 All-State, All-Metro and All-District honors and was named District Co-MVP ... recorded a 10-1 mark in 2011 as a junior with a 0.78 ERA and 136 strikeouts in 73 innings ... named Co-State MVP in 2011 ... helped lead team to state championship in both 2011 and 2012 ... named 2011 Perfect Game Honorable Mention All-American and the 2010 Perfect Game World Championships Most Valuable Pitcher.

Personal

Full name is Hunter Fulton Devall ... parents are Dennis and Jana Devall ... has one sister, Brooke ... chose to attend LSU because "when you grow up in Louisiana, you dream of playing baseball for LSU" ... majoring in agricultural business at LSU ... born June 26, 1993.

Devall's LSU Career Statistics

Year	ERA	W	L	App	GS	CG	SHO	CBO	SV	IP	H	R	ER	BB	SO	2B	3B	HR	BF	B/Avg	WP	HBP	BK	SFA	SHA
2013	2.65	3	0	16	1	0	0	1	0	17.0	15	5	5	15	5	0	0	71	246	2	4	1	0	1	

Devall's LSU Career Highs

Innings: 4.0 vs. Alcorn State (4/2/13)
 Strikeouts: 3 vs. Alcorn State (4/2/13); vs. Sacred Heart (3/6/13)
 Hits Allowed: 4 vs. Nicholls State (3/13/13)
 Runs: 2 twice; most recently vs. Tulane (4/24/13)
 Earned Runs: 2 twice; most recently vs. Tulane (4/24/13)
 Walks: 2 vs. Alcorn State (4/2/13)



13

Brady Domangue

RH Pitcher

6-0, 160, R-R, Jr., JC

Houma, La. (Vandebilt Catholic HS/LSU-Eunice)

Transfer from LSU-Eunice, where he was perhaps the most successful pitcher in the history of an outstanding junior college program ... set records for lowest ERA and strikeouts in 2013 at LSU-E while leading all of the JUCOs nationwide in wins ... works quickly and pounds the strike zone with a sinking fastball that sits in the high 80s, but can touch the low 90s ... also has a super breaking ball that he uses as a strikeout pitch ... has outstanding mound demeanor along with a quick, but smooth delivery to home plate ... strong candidate to work as the Tigers' closer in 2014.

Prior to LSU

Posted a 14-2 record in 2013 at LSU-Eunice with a 1.34 ERA, five complete games and three shutouts; fired 114 innings with 118 strikeouts and 32 walks ... broke the LSU-Eunice records for strikeouts and ERA in 2013 ... 2013 NJCAA All-American Pitcher ... 2013 NJCAA World Series All-Tournament Team ... helped lead LSU-Eunice to the 2012 NJCAA Division II World Series title ... 8-1 record in 2012 at LSU-E with a 3.48 ERA in 77.2 innings, firing 97 strikeouts ... an all-state and all-district performer at Vandebilt Catholic HS in Houma, La. with a high school GPA of 3.9 ... while in high school, competed in the Youth Hunter Education Challenge and won numerous titles with a shooting team in Terrebonne Parish.

Personal

Full name is Brady Jude Domangue ... parents are Marty and Danae Domangue ... father is a well site manager for Chevron, mother is a cosmetologist ... chose to attend LSU because "I wanted to see what I was made of, and I wanted to challenge myself with the best program in the nation; family is huge to me, and they'll be able to watch every game since Houma, La. is right down the road" ... majoring in management at LSU ... born October 8, 1991 in Houma, La.



33

Henri Fauchaux

LH Pitcher

6-0, 209, L-L, Jr., JC

LaPlace, La. (Riverside Academy/Shelton State CC)

Talented left-handed pitcher who has a mid-to-high 80s fastball and a big, sharp, overhand curveball ... LSU coaching staff hopes for him to develop a quality change-up to add to his arsenal ... should make an immediate impact as a situational lefty to get tough left-handed hitters out.

Prior to LSU

Worked 15 innings in 2013 for Shelton State - located in Tuscaloosa, Ala. -- posting a 1-0 mark and a 3.00 ERA in three starts ... began his collegiate career at Louisiana-Lafayette, where he made seven appearances on the mound in 2012, recording nine strikeouts in 10 innings of work ... enjoyed an outstanding high school career at Riverside Academy in Reserve, La. ... 2011 Rawlings Southeast Region High School All-American ... 2010 Perfect Game High School All-American.

Personal

Parents are Lenny and Hollie Fauchaux ... father is a salesman and mother is a teacher ... has a younger brother, Andre, and a younger sister, Adrienne ... chose to attend LSU because "it has been a lifelong dream of mine to play at LSU, and I wanted the best chance at winning the National Championship" ... majoring in sports administration at LSU ... born April 20, 1993.



17

Jared Foster

Outfielder

6-0, 197, R-R, Jr., 2L

Lake Charles, La. (Barbe HS)

2013 SEC All-Tournament Team

Excellent athlete who turned down scholarship offers at other SEC schools for the opportunity to walk on to the football and baseball programs at LSU ... decided to forgo his LSU football career and devote full attention to baseball in the spring of 2012 ... a member of the 2011 SEC champion LSU football team as a back-up quarterback ... hit .373 in 16 games for the Battle Creek Bombers in the 2013 Northwoods Summer League with three doubles, two homers, 10 RBI and six stolen bases.



2013 Season

Played in 42 games (15 starts in right field), batting .359 (23-for-64) with two doubles, two homers, 12 RBI, 19 runs and three stolen bases ... played in 18 SEC regular-season games and batted .346 (9-for-26) with one double, one homer, four RBI and seven runs ... launched two-run homer in opening game of NCAA Baton Rouge Regional versus Jackson State (May 31) - the sixth-inning dinger gave the Tigers a 10-2 lead in an eventual 11-7 victory ... named to SEC All-Tournament team after hitting .667 (4-for-6) in three games with one RBI, four runs scored, two steals, a .778 on-base percentage and an outfield assist at home plate in the tournament championship game vs. Vanderbilt (May 26) ... doubled and collected two RBI vs. Ole Miss (May 18) ... hit .455 (5-for-11) in series vs. South Carolina (April 26-28), recording a .500 on-base percentage ... launched solo homer at Mississippi State on March 17 ... 2-for-5 vs. Sacred Heart on March 6 with one double, one RBI and two runs scored.

2012 Season

Played in 45 games (27 starts), batting .218 (24-for-110) with five doubles, one homer, 13 RBI, 21 runs and four steals ... started 14 games in left field, eight in center field and five at DH ... batted .400 (4-for-10) in the series victory over Florida (April 5-7) with a stolen base and two runs scored ... provided game-winning single in bottom of 11th vs. Arkansas (April 1) to give LSU a walk-off 3-2 victory ... launched first career LSU home run - a solo shot - versus Michigan on March 10 ... 3-for-6 vs. Grambling (Feb. 28) with one double, one RBI and three runs ... ripped a double and collected three RBI versus Alcorn State (Feb. 18).

High School

Earned all-state and all-district recognition in baseball (2B) and football (QB) and was selected to play in the 2011 Louisiana High School Baseball All-Star Game ... hit .371 in 2011 at Barbe High with nine home runs, 33 RBI and 15 stolen bases ... committed only four errors all season as a second baseman ... also played two seasons for the Barbe basketball team ... a member of the Academic Honor Roll.

Personal

Full name is Jared Kent Foster ... parents are Steve and Patricia Foster ... has two older brothers, Russell and Ryan, and one older sister, Jill ... on attending LSU - "I came here to contribute to a National Championship team and represent the best state in the nation" ... majoring in sports administration-commerce at LSU ... born November 2, 1992.

Foster's LSU Career Statistics

Year	Avg	GP	GS	AB	R	H	2B	3B	HR	RBI	TB	SLG%	BB	HBP	SO	GDP	OB%	SF	SH	SB	ATT	PO	A	E	FLD%
2012	.218	45	27	110	21	24	5	0	1	13	32	.291	10	5	24	2	.312	0	3	4	7	40	1	1	.976
2013	.359	42	15	64	19	23	2	0	2	12	31	.484	4	4	8	3	.425	1	0	3	3	30	2	0	1.000
TOTAL	.270	87	42	174	40	47	7	0	3	25	63	.362	14	9	32	5	.354	1	3	7	10	70	3	1	.986

Foster's LSU Career Highs

At-Bats: 6 twice; most recently vs. Sam Houston State (6/1/13)
 Hits: 3 twice; most recently vs. Louisiana College (4/3/12)
 Runs Scored: 3 three times; most recently vs. Louisiana College (4/3/12)
 Doubles: 1 seven times; most recently vs. Ole Miss (5/18/13)
 Triples: none
 Home Runs: 1 three times; most recently vs. Jackson State (5/31/13)
 RBI: 3 twice; most recently vs. Jackson State (5/31/13)



23

Jake Fraley

Outfielder

6-0, 190, L-L, Fr., HS

Middletown, Del. (Caravel Academy)

As a high school player entering college, Fraley is as close as it gets to being the proverbial "five-tool player" ... along with possessing all of the physical traits to be a great ballplayer, he has a tremendous work ethic ... should contend for significant playing time in the outfield this season.

Prior to LSU

2013 1st Team Louisville Slugger All-American at Caravel Academy in Bear, Delaware ... 2013 Preseason Gatorade Player of the Year ... 2013 1st Team All Region ... batted 492 as a high school senior and .536 as a junior, earning All-State recognition in both seasons ... a three-time member of the Academic Honor Roll.

Personal

Parents are Marvin and Traci Fraley ... father is a salesman, mother works in safety and security ... has an older sister, Lauren, and two younger brothers, Brandon and Andrew ... chose to attend LSU because "I wanted to be a part of the best baseball program and university in the United States; the best coaching staff in college baseball, the fan base and academics all influenced me to come to LSU" ... major in kinesiology at LSU ... born May 25, 1995 in Frederick, Md.



29

Nate Fury

RH Pitcher
5-11, 193, R-R, Sr., 1L
Harahan, La. (Rummel HS/Delgado CC)

2013 SEC Academic Honor Roll



Talented pitcher who earned a place on the 2013 LSU roster after participating in walk-on tryouts during the fall of 2012 ... developed into a valuable reliever for the 2013 squad and is expected to make significant bullpen contributions again this season ... member of the 2013 SEC Academic Honor Roll as a sports administration major ... younger brother of former LSU baseball infielder Matt Fury, who played for the Tigers in 2010 and 2011 and also served as an equipment manager for the program.

2013 Season

Appeared in 20 games out of the bullpen, posting a 2-1 mark and a 2.95 ERA in 18.1 innings with four walks and 16 strikeouts ... made five appearances in SEC regular-season games, allowing five hits in 6.2 scoreless innings with one walk and six strikeouts ... made three appearances in LSU's postseason games, allowing two hits in 2.2 shutout innings with one walk and five strikeouts ... earned SEC Tournament relief win over Alabama (May 24), firing a perfect 8th inning with two strikeouts ... excellent relief outing April 20 in LSU's 16-inning win at Alabama - pitched the 11th through 14th innings and blanked the Crimson Tide, allowing just two singles with no walks and a career-best five strikeouts ... played at second base in regular-season finale versus Ole Miss (May 18), going 2-for-4 with a double and recording two put-outs and three assists.

Prior to LSU

Recorded four saves in 2012 as a reliever for Delgado Community College in New Orleans ... played at Tulane as a freshman in 2010, making nine relief appearances on the mound ... an All-State pitcher at Rummel High School in Metairie, La., where he posted a 12-3 record with a 1.89 ERA and hit .421 with nine homers and 37 RBI.

Personal

Full name is Nathan Andrew Fury ... parents are Blaine and Sandi Fury, both of whom are chemical engineers ... has an older brother, Matt (LSU infielder in 2010 and 2011), and a younger brother, Jacob ... his uncle, Gavin Fury, played baseball at LSU in 1982 and 1983 ... says he has had "a lifelong dream of playing at LSU" ... majoring in sports administration at LSU ... born February 6, 1991 in Jefferson, La.

Fury's LSU Career Statistics (Pitching)

Year	ERA	W	L	App	GS	CG	SHO	CBO	SV	IP	H	R	ER	BB	SO	2B	3B	HR	BF	B/Avg	WP	HBP	BK	SFA	SHA
2013	2.95	2	1	20	0	0	0	1	0	18.1	14	6	6	4	16	3	0	1	74	219	2	3	0	1	2

Fury's LSU Career Statistics (Hitting)

Year	Avg	GP	GS	AB	R	H	2B	3B	HR	RBI	TB	SLG%	BB	HBP	SO	GDP	OB%	SF	SH	SB	ATT	PO	A	E	FLD%
2013	.500	3	0	4	0	2	1	0	0	3	.750	1	0	2	0	.600	0	0	0	0	0	3	6	0	1.000

Fury's LSU Career Highs

Innings: 4.0 at Alabama (4/20/13)
Strikeouts: 5 at Alabama (4/20/13)
Hits Allowed: 4 vs. BYU (2/23/13)
Runs: 5 vs. BYU (2/23/13)
Earned Runs: 5 vs. BYU (2/23/13)
Walks: 1 four times; most recently vs. Vanderbilt (5/26/13)



24

Cody Glenn

LH Pitcher
6-4, 195, L-L, Jr., 2L
Houston, Texas (Westbury Christian HS)

2013 Honorable Mention All-Louisiana

MLB Draft: 15th Round in 2011 (Toronto)



A tall, lean left-handed pitcher from talent-rich Houston ... has a great arm from a three-quarter arm slot and can be dominant against left-handed hitters ... has a wipeout slider with depth that he uses as a strikeout pitch ... pitched in the Tigers' weekend starting rotation in 2013 and will contend for a weekend starting role again this season.

2013 Season

Started 15 games on the mound, posting a 7-3 mark and a 2.68 ERA in 84 innings with 17 walks and 38 strikeouts ... 3-2 record with a 3.75 ERA in SEC regular-season games (nine starts), recording 13 walks and 21 strikeouts in 50.1 innings ... began the season by working 20.1 straight innings without allowing an earned run; allowed first earned run in second inning vs. Washington (March 10) ... posted win in LSU's SEC Tournament opener vs. Alabama (May 22), limiting Tide to no runs on five hits in seven innings with two strikeouts ... earned win over Ole Miss (May 16), limiting the Rebels to one run on eight hits in seven innings with no walks and two strikeouts ... defeated Florida on May 2, limiting the Gators to one earned run on five hits in 6.2 innings with one walk and six strikeouts ... excellent no-decision outing at Alabama (April 21), allowing just one earned run on four hits in seven innings with no walks and four strikeouts ... defeated Kentucky (April 7), limiting Wildcats to one run on six hits in six innings with two walks and one strikeout ... worked 7.2 innings on March 24 to earn a win over Auburn, allowing two runs on six hits with two walks and two strikeouts ... limited Nicholls State to no runs on three hits in seven innings to earn March 3 win; fired five strikeouts with one walk ... defeated UL-Lafayette (Feb. 26), limiting the Cajuns to no runs on three hits in seven innings with no walks and one strikeout.

2012 Season

Appeared in 11 games (three starts), posting a 1-0 mark and a 5.62 ERA in 16 innings with six walks and 16 strikeouts ... earned first career LSU win in a relief outing versus McNeese State on Feb. 22 - allowed two runs on three hits in three innings with four strikeouts ... recorded six strikeouts and no walks in 3.1 innings in first career LSU start versus Grambling (Feb. 28) ... worked 1.2 shutout innings versus Northwestern State on March 14, contributing to the Tigers' 13-0 blanking of the Demons.

High School

Earned all-state and all-district honors at Westbury Christian High in Houston ... posted a 5-2 record in 2011 with 90 strikeouts and 23 walks in 48 innings; recorded a 2.33 ERA on the season ... a four-year letterman in baseball, basketball (shooting guard) and golf ... earned Academic Honor Roll recognition.

Personal

Full name is Cody Austin Glenn ... parents are Greg and Loa Glenn ... has two older siblings, Amber and Richard ... thoughts on enrolling at LSU - "Through the coaching staff and players of high character, the winning tradition and amazing support, I feel like LSU gives me the best opportunity to develop and succeed" ... majoring in petroleum engineering at LSU ... born July 8, 1992.

Glenn's LSU Career Statistics

Year	ERA	W	L	App	GS	CG	SHO	CBO	SV	IP	H	R	ER	BB	SO	2B	3B	HR	BF	B/Avg	WP	HBP	BK	SF	SHA
2012	5.62	1	0	11	3	0	0	2	0	16.0	24	15	10	6	16	5	0	0	82	.343	1	3	1	0	3
2013	2.68	7	3	15	15	0	0	2	0	84.0	75	31	25	17	38	11	0	2	351	.244	3	14	0	1	11
TOTAL	3.15	8	3	26	18	0	0	4	0	100.0	99	46	35	23	54	16	0	2	433	.262	4	17	1	1	14

Glenn's LSU Career Highs

- Innings: 8.0 at Alabama (4/21/13)
- Strikeouts: 6 twice; most recently vs. Florida (5/2/13)
- Hits Allowed: 8 twice; most recently vs. Ole Miss (5/16/13)
- Runs: 6 at Mississippi State (3/17/13)
- Earned Runs: 6 at Mississippi State (3/17/13)
- Walks: 3 twice; most recently at Texas A&M (5/9/13)



20
Conner Hale

Infielder
6-2, 191, R-R, Jr., JC
New Port Richey, Fla. (Mitchell HS/State College of Fla.)

Junior college transfer from State College of Florida, which is the same school that produced former LSU reliever Nick Goody, the Tigers' saves leader in 2012 ... Hale was the Suncoast Conference Player of the Year in 2013 after having an incredible offensive year and playing outstanding defense at third base ... projected to play either second base or first base at LSU, and he could emerge as a candidate to be a middle-of-the-order hitter.

Prior to LSU

Hit .366 in 2013 (.402 in conference) with 83 hits, 18 doubles, four triples, one homer and 65 RBI ... named Conference Player of the Year at State College of Florida, 1st Team All-Conference and 1st Team All-State ... batted .330 in 2012 with 69 hits, 12 doubles, two triples, 40 RBI and was named 1st Team All-Conference ... led country as a high school senior in 2011 with a .505 batting average, 55 hits, 37 RBI, 11 doubles, and six homers ... played high school ball at J.W. Mitchell HS in New Port Richey, Fla., where he was an Honor Roll student in all four years ... also played soccer as a high school freshman.

Personal

Full name is Conner Joseph Hale ... parents are Clay and Becky Hale ... father is a salesman and mother is a cosmetologist ... has one older brother, Cory ... credits the facilities, stadium and fan support for influencing his decision to attend LSU ... majoring in sports administration at LSU ... born October 10, 1992 in Clearwater, Fla.



14
Christian Ibarra

Infielder
5-7, 190, R-R, Sr., 1L
La Puente, Calif. (South Hills HS/Rio Hondo College)

- 2013 First-Team All-SEC**
- 2013 SEC All-Defensive Team**
- 2013 SEC All-Tournament Team**
- 2013 Second-Team All-Louisiana**

MLB Draft: 32nd round in 2013 (Pittsburgh)

A smooth, sure-handed infielder who made a tremendous impact in his first season with the Tigers as the starting third baseman ... earned 2013 first-team All-SEC recognition and was named to the All-SEC Defensive Team ... makes all of the defensive plays look easy and has arm that touches 90 mph across the infield ... selected in the 32nd round of the 2013 MLB Draft by the Pittsburgh Pirates, but elected to return to LSU for his senior season.

2013 Season

Played in 66 games (65 starts) as the Tigers' third baseman, batting .305 (68-for-223) with 17 doubles, six homers, 39 RBI and 34 runs ... hit .327 (33-for-101) in SEC regular-season games with eight doubles, three homers and 13 RBI ... voted 2013 first-team All-SEC by the league coaches ... finished No. 7 in the SEC in doubles (17); No. 9 in walks (36) and No. 15 in slugging percentage (.462) ... voted to SEC All-Tournament team after hitting a team-best .353 (6-for-17) with three doubles, three RBI and two runs scored ... 5-for-8 in LSU series sweep of Florida (May 2-4) with two doubles, two RBI and three runs ... 7-for-14 in Alabama series (April 19-21) with two doubles and three runs scored ... 5-for-11 in Kentucky series (April 5-7) with three doubles, four RBI and four runs scored ... launched two homers and collected three RBI in 8-0 win at Missouri on March 30 ... provided the go-ahead run with a seventh-inning RBI single to break a 3-3 tie in the Tigers' 9-3 win over Nicholls



State on March 13 ... delivered ninth-inning sacrifice fly to give Tigers 4-3 walk-off win over Brown on March 1 ... launched ninth-inning solo homer vs. BYU (Feb. 21) to erase 5-4 deficit and allow LSU to post a 6-5 ninth-inning walk-off win.

Prior to LSU

Regarded as the best junior college shortstop in California in 2012 while playing at Rio Hondo College in Whittier, Calif. ... batted .396 (72-for-182) in 2012 as a JUCO sophomore with 20 doubles, six homers, 50 RBI, 40 runs scored and a .469 on-base percentage in 45 games ... made only six errors in 229 chances while playing shortstop in 2012 ... also an All-Star performer at South Hills High School in West Covina, Calif., where he was a three-time team MVP, a league MVP, All-Valley MVP and a Gold Glove Award recipient.

Personal

Parents are Francisco and Elsa Ibarra ... has two brothers, David and Danny ... chose to attend LSU because he loves "the school, the fans, the atmosphere and the program" ... majoring in sports administration at LSU ... born September 10, 1992.

Ibarra's LSU Career Statistics

Year	Avg	GP	GS	AB	R	H	2B	3B	HR	RBI	TB	SLG%	BB	HBP	SO	GDP	OB%	SF	SH	SB	ATT	PO	A	E	FLD%
2013	.305	66	65	223	34	68	17	0	6	39	103	.462	36	7	37	2	.414	2	4	0	3	49	120	12	.834

Ibarra's LSU Career Highs

- At-Bats: 6 at Alabama (4/20/13)
- Hits: 3 five times; most recently vs. Arkansas (5/25/13)
- Runs Scored: 2 seven times; most recently vs. Vanderbilt (5/26/13)
- Doubles: 2 vs. Arkansas (5/25/13)
- Triples: none
- Home Runs: 2 at Missouri (3/30/13)
- RBI: 3 three times; most recently vs. Southern (4/10/13)



9
Mark Laird

Outfielder
6-1, 172, L-L, So., 1L
Monroe, La. (Ouachita Christian School)

2013 SEC First-Year Academic Honor Roll

LSU's primary starter in right field in 2013 as a true freshman ... should again hold down the starting RF position in 2014 ... brings a left-handed hitting presence to the lineup that can handle the bat and absolutely fly around the bases ... possesses a tool that cannot be taught, game-changing speed ... a member of the 2013 SEC First-Year Academic Honor Roll as a kinesiology major.

2013 Season

Played in 63 games (59 starts - 33 in right field; 26 in center field) ... batted .307 (74-for-241) with seven doubles, one triple, 18 RBI, 48 runs and six stolen bases ... 5-for-9 (.556) in the College World Series with one double ... hit a team-best .400 (14-for-35) in all of LSU's postseason games with one double, two RBI and three runs ... batted .478 (11-for-23) in five NCAA Tournament games with one double, one RBI and three runs ... 5-for-9 (.556) in NCAA Super Regional vs. Oklahoma with one RBI and two runs ... 2-for-5 with one double, one RBI and two runs scored in win over McNeese State (April 30) ... batted .500 (6-for-12) against Auburn (March 22-24), recording one double and one RBI while scoring seven runs in three games ... 4-for-5 vs. Washington (March 10) with one RBI and one run scored; also 4-for-5 vs. BYU (Feb. 21) with one double and two runs scored.

Prior to LSU

The 2012 and 2010 Louisiana Class 1A Most Valuable Player ... also named Northeast Louisiana Pitcher of the Year in 2012, and was voted to the All-State Academic Composite Team ... recorded



a career batting average at Ouachita Christian of .454 with 168 hits, 52 stolen bases and a 1.00 pitching ERA ... batted .474 as a senior in 2012 and posted a 0.72 ERA on the mound ... hit .492 with 18 steals as a sophomore and .462 with 17 steals as a freshman ... was also the 2011 and 2010 MVP of the Louisiana state football title game as a wide receiver and defensive back ... earned All-America and All-State accolades as a football player ... received the Buddy Blair Award for Academic Excellence as a dual-sports performer ... a member of the National Honor Society.

Personal

Full name is Mark Joseph Laird ... parents are Jack and Beth Laird ... dad is a graduate of LSU Law School ... has three older brothers, John, Matt and James ... brother Matt played baseball at UL-Monroe ... chose to attend LSU because "I've always wanted to go to LSU to further my education. I also dreamed of playing college sports at one of the best schools like LSU" ... majoring in agricultural business at LSU ... born March 29, 1993 in Monroe, La.

Laird's LSU Career Statistics

Year	Avg	GP	GS	AB	R	H	2B	3B	HR	RBI	TB	SL%	BB	HBP	SO	GDP	OB%	SF	SH	SB	ATT	PO	A	E	FLD%
2013	.307	63	59	241	48	74	7	1	0	18	83	.344	23	2	31	4	.371	1	12	6	11	1351	0	1.000	

Laird's LSU Career Highs

- At-Bats: 6 at Alabama (4/20/13)
- Hits: 4 twice; most recently vs. Washington (3/10/13)
- Runs Scored: 4 vs. Southeastern Louisiana (2/22/13)
- Doubles: 1 seven times; most recently vs. UCLA (6/16/13)
- Triples: 1 vs. Ole Miss (5/17/13)
- Home Runs: none
- RBI: 2 three times; most recently vs. New Orleans (5/14/13)



39
Kurt McCune
 RH Pitcher
 6-3, 187, L-R, Sr., 3L
 Norco, La. (Destrehan HS)

2013 SEC Academic Honor Roll

- 2011 Baseball America Freshman All-American (Second Team)**
- 2011 First-Team All-Louisiana**
- SEC Pitcher of the Week (Feb. 21, 2011)**

Emerged as one of the top pitchers in the SEC in 2011, working as LSU's No. 1 starter as a true freshman ... has continued to be a solid reliever and part-time starter and will contend for a starting role in 2014 ... a talented right-hander who throws in the low 90s with a very good slider ... has the potential to even add a few miles per hour with his tall, lanky frame ... a member of the 2013 SEC Academic Honor Roll as a sports administration major.

2013 Season

Appeared in 11 games (four starts), posting a 4-1 record and a 2.66 ERA in 23.2 innings with six walks and 18 strikeouts ... did not make first appearance of the season until April 9 versus Southern, as he was slowed by a stress fracture in his back ... allowed just one run on five hits in 6.1 innings in three postseason game appearances, recording eight strikeouts ... posted relief win in NCAA Baton Rouge Regional vs. Jackson State (May 31), allowing no runs on four hits in 4.2 innings with no walks and five strikeouts ... fired one shutout relief inning in SEC Tournament championship game vs. Vanderbilt (May 26), allowing no hits with two strikeouts ... started LSU's 5-4 win over Ole Miss (May 17) and allowed one run on three hits in four innings with one walk and two strikeouts ... tremendous relief victory on April 20 in LSU's 16-inning win at Alabama; blanked the Crimson Tide in the 15th and 16th innings, allowing just one single with no walks and two strikeouts ... made first appearance of the season on April 9 versus Southern at the Wally Pontiff Jr. Classic in Metairie, La., working three innings as a starter and earning the win by limiting the



Jaguars to two run on three hits with two walks and three strikeouts.

2012 Season

Appeared in 21 games (six starts), posting a 3-4 record and a 4.04 ERA in 42.1 innings with 14 walks and 24 strikeouts ... earned the win in a start versus Nicholls State (May 15), limiting the Colonels to two runs on six hits with one walk and one strikeout ... fired a shutout eighth inning at Kentucky (April 22), allowing no hits and no walks with two strikeouts ... dominant relief outing versus Southern Miss (April 11), striking out all three batters he faced in one inning of work ... defeated Florida (April 5) as a starting pitcher, limiting the Gators to two earned runs on seven hits in five innings with no walks and no strikeouts ... earned his first career save in March 25 victory at Auburn, working a scoreless ninth inning with one strikeout ... worked six shutout innings versus Air Force as a starter (Feb. 19), limiting the Falcons to three hits with one walk and four strikeouts.

2011 Season

Started 14 games as a member of the weekend rotation, leading the staff with a 7-3 record and 3.31 ERA ... worked 89.2 innings, recording 25 walks and 68 strikeouts ... 2-0 with a 3.12 ERA in his final four starts, recording six walks and 21 strikeouts in 26 innings ... finished No. 6 in the SEC in opponent batting average (.221) ... worked seven innings to defeat Alabama on May 6, limiting the Tide to four earned runs on 10 hits with no walks and five strikeouts ... defeated Ole Miss on April 1, limiting the Rebels to three runs on six hits in seven innings with four walks and seven strikeouts ... fired a complete-game six-hitter March 25 to lead the Tigers to a 7-3 win at Georgia ... limited UGA to three runs on six hits with one walk and seven strikeouts as he recorded the only complete game of the season by an LSU pitcher ... worked seven innings on March 18 vs. No. 1 Florida, limiting the Gators to one earned run on seven hits with two walks and four strikeouts ... fired six innings on March 11 vs. Cal State Fullerton, allowing one unearned run and three hits with no walks and four strikeouts ... named SEC Pitcher of the Week on Feb. 21 after recording a remarkable collegiate debut against Wake Forest on Feb. 20, firing a no-hitter for 5.1 innings before allowing an infield single ... worked six shutout innings for the victory, allowing just one hit with two walks and seven strikeouts.

High School

Two-time 1st Team All-State selection ... two-time 1st Team All-Region selection ... 2009 & 2010 1st Team All District choice ... 2009 Honorable Mention All-America selection ... recipient of 2010 WWL-TV A+ Athlete Award in high school ... posted a 9-4 record and a 3.74 ERA in 2010 with 112 strikeouts and 28 walks in 86 innings ... recorded a 6-3 mark and a 2.86 ERA in 2009 with 72 strikeouts and 33 walks in 73.1 innings ... was also a punter on the football team and played forward in basketball.

Personal

Full name is Kurt Michael McCune ... parents are Kevin and Monica McCune ... has one older brother and one older sister ... majoring in general business at LSU ... on his decision to attend LSU - "It provides me with resources to help me excel academically, athletically and socially" ... born December 3, 1991.

McCune's LSU Career Statistics

Year	ERA	W	L	App	GS	CG	SHO	CBO	SV	IP	H	R	ER	BB	SO	2B	3B	HR	BF	B/Avg	WP	HBP	BK	SFA	SHA
2011	3.31	7	3	14	14	1	0	0	0	89.2	73	39	33	25	68	16	2	5	377	.221	4	9	0	3	9
2012	4.04	3	4	21	6	0	0	2	1	42.1	42	21	19	14	24	12	1	2	179	.266	0	1	0	2	4
2013	2.66	4	1	11	4	0	0	1	0	23.2	23	7	7	6	18	3	2	0	100	.258	1	2	0	2	1
TOTAL	3.41	14	8	46	24	1	0	3	1	155.2	138	67	59	45	110	31	5	7	656	.239	5	12	0	7	14

McCune's LSU Career Highs

- Innings: 9.0 at Georgia (3/25/11)
- Strikeouts: 7 five times; last at Mississippi State (5/20/11)
- Hits Allowed: 10 at Alabama (5/6/11)
- Runs: 8 at Vanderbilt (4/22/11)
- Earned Runs: 8 at Vanderbilt (4/22/11)
- Walks: 4 twice; most recently vs. Dartmouth (3/4/12)



7

Sean McMullen

Outfielder
5-8, 188, L-L, Sr., 11
Metairie, La. (Brother Martin HS/Delgado Community College)



2013 SEC Academic Honor Roll
2013 SEC All-Tournament Team

Advanced hitter with a lot of pop in his bat and excellent speed ... made an immediate impact in 2013 as a vital offensive contributor, playing as LSU's primary designated hitter ... will contend for starting roles in 2014 either in left field or at designated hitter ... a member of the 2013 SEC Academic Honor Roll as a kinesiology major... LSU's nominee for the Boyd McWhorter SEC Scholar Athlete Award.

2013 Season

Played in 54 games (43 starts), batting .314 (55-for-175) with 18 doubles, one triple, two homers, 30 RBI and 26 runs ... LSU's lead-off hitter in 41 games; the Tigers were 33-8 in those contests ... started 31 games at DH, 11 games in right field and one game in left field ... batted .333 (30-for-90) in SEC regular-season games with 12 doubles, two homers and 17 RBI ... batted .714 (5-for-7) in NCAA Baton Rouge Regional with one double, two RBI and two runs ... voted to the 2013 SEC All-Tournament Team as the DH after collecting five hits, including a double, two RBI and two runs ... led LSU to a series win at Texas A&M and provided the game-winning RBI in the victory over the Aggies on May 11 that clinched the SEC Western Division title for the Tigers ... McMullen batted .455 (5-for-11) in the three games at A&M with two doubles, four RBI and one run scored ... in Game 2 win over the Aggies (May 10), he collected a career-high four hits, including two doubles, and tied his career best with three RBI ... in the 2-1, eight-inning series finale victory at Texas A&M (May 11), McMullen delivered the game-winning RBI in the top of the eighth inning with a two-strike sacrifice fly ... provided game-winning RBI in both LSU wins at Arkansas (April 12 and 14) - three-run homer on April 12 in 5th inning of Game 1 gave LSU 3-0 lead in a 6-2 Tiger victory; McMullen's sacrifice fly in 10th inning of Game 3 on April 14 broke 3-3 tie and provided go-ahead run in LSU win over the Razorbacks ... 2-for-4 at Missouri on March 31 with two RBI ... 1-for-4 at Tulane on March 26 with career-best three RBI.

Prior to LSU

A 2012 JUCO All-America and All-Conference selection who hit .452 with 21 doubles, nine triples, five homers and 37 RBI ... scored 66 runs and posted a .525 on-base percentage ... received 2012 National Junior College Athletic Association Award for Superior Academic Achievement ... a 2010 All-State performer at Brother Martin High School in New Orleans, where he batted .395 with five homers in his senior year.

Personal

Parents are Joel and Cathy McMullen ... has an older brother, Kyle, and an older sister, Caitlyn ... cousin is former Mississippi State slugger and MLB All-Star Will Clark ... says he "grew up watching the Tigers, and I want to play for the best program in the country to compete for a national championship each year" ... majoring in kinesiology at LSU ... born June 4, 1992 in New Orleans.

McMullen's LSU Career Statistics

Year	Avg	GP	GS	AB	R	H	2B	3B	HR	RBI	TB	SLG%	BB	HBP	SO	GDP	OB%	SF	SH	SB	ATT	PO	A	E	FLD%
2013	.314	54	43	175	26	55	18	1	2	30	81	.463	22	8	24	0	.399	8	0	1	3	17	0	0	1.000

McMullen's LSU Career Highs

- At-Bats: 7 at Alabama (4/20/13)
- Hits: 4 at Texas A&M (5/10/13)
- Runs Scored: 3 twice; most recently vs. Southern (4/10/13)
- Doubles: 2 at Texas A&M (5/10/13); vs. Kentucky (4/6/13)
- Triples: 1 vs. New Orleans (5/14/13)
- Home Runs: 1 vs. Ole Miss (5/16/13); at Arkansas (4/12/13)
- RBI: 3 four times; most recently at Texas A&M (5/10/13)



41

Andrew Mitchell

LH Pitcher
6-0, 190, L-L, Fr., HS
New Orleans, La. (Jesuit HS)

Young left-hander and an outstanding student who uses his intelligence on the mound ... at times he looks dominating on the mound and just needs to develop consistency to become a very valuable pitcher on the LSU staff.

Prior to LSU

Posted a 2-0 mark and three saves in 2013 with a 1.34 ERA in 36.2 innings pitched ... recorded 51 strikeouts in 12 appearances on the mound for Jesuit High School.

Personal

Full name is Andrew Longstreet Mitchell ... parents are Jeff Mitchell and Liz Hoffman ... father is a lawyer, mother is a nurse ... has an older sister, Emily, a younger sister, Catherine, and a younger brother, Henry ... chose to attend LSU "to win a National Championship and be a part of an all-around winning program" ... majoring in management at LSU ... born October 23, 1994 in New Orleans.



2

Tyler Moore

Catcher/Infielder
6-0, 213, L-R, Jr., 2L
Baton Rouge, La. (Dunham HS)



Versatile player who will contend for significant playing time in 2014 at catcher or one of the corner infield positions after working as a part-time starter over the past two seasons ... features a smooth left-handed swing ... has on three occasions during his LSU career delivered a dramatic, late-inning game-tying or game-winning hit in a Tigers' postseason victory.

2013 Season

Played in 48 games (20 starts), batting .281 (27-for-96) with nine doubles, one triple, 12 RBI and 12 runs ... started 10 games at DH, six at first base, three at third base and one at catcher ... batted .304 (7-for-23) in 14 SEC regular-season games with two doubles and two RBI ... lined game-winning double in bottom of 8th inning of Game 1 in Super Regional vs. Oklahoma; the RBI gave Tigers a 1-0 lead in an eventual 2-0 victory ... provided dramatic two-strike, two-out game-tying double in the top of the ninth inning in an SEC Tournament elimination game versus Alabama (May 24); LSU scored another run in the inning and went on to a 3-2 victory over the Crimson Tide ... provided a key two-out, pinch-hit double that kept 16th inning alive at Alabama (April 20), allowing LSU to score three runs in 11-8 victory ... 3-for-4 at Louisiana-Lafayette (Feb. 26) with one double, one triple, three RBI and one run scored.

2012 Season

Played in 47 games (31 starts), batting .261 (35-for-134) with four doubles, four homers, 27 RBI and 14 runs ... versatile player who started 25 games at first base, five at catcher and one at DH ... unloaded a dramatic, two-out solo homer on a 3-2 pitch in the bottom of the 10th inning to tie Stony Brook, 3-3, in Game 1 of the NCAA Super Regional (June 8); Moore later led off the 12th inning with a single and eventually scored the game-winning run on Mason Katz' single, giving LSU a 5-4 victory ... enjoyed a productive series at Ole Miss (May 4-6), batting .417 (5-for-12) with one double, one homer, two RBI and three runs ... launched solo homer at Kentucky (April 20) in 5-4 LSU win in Game 1 of series ... batted .700 (7-for-10) in three-game stretch (April 3-7) with one double, three RBI, one run scored - collected a career-best four hits in April 7 series-clinching win over

top-ranked Florida ... launched a three-run, inside-the-park homer on March 20 vs. Southern in Alex Box Stadium; it was the first inside-the-park dinger for LSU since Derek Helenihni accomplished the feat versus Grambling on April 8, 2009 in Alex Box Stadium ... Moore was 2-for-3 in the March 20 Southern game with one double, one homer, four RBI and two runs.

High School

Earned 2011 first-team Class 2A all-state recognition ... voted the 2011 District MVP ... batted .574 with 15 home runs in 2011, helping lead Dunham to the state semifinals ... also played quarterback for the Dunham football team.

Personal

Full name is Tyler Christian Moore ... parents are Steve and Tina Moore ... has one older brother, Blake ... on attending LSU - "It's been my dream to be an LSU Tiger; I've lived in Baton Rouge my whole life so LSU is in my backyard, and the tradition of excellence and amazing fans are what influenced me most" ... majoring in sports administration-commerce at LSU ... born August 8, 1993.

Moore's LSU Career Statistics

Year	Avg	GP	GS	AB	R	H	2B	3B	HR	RBI	TB	SLG%	BB	HBP	SO	GDP	OB%	SF	SH	SB	ATT	PO	A	E	FLD%
2012	.261	47	31	134	14	35	4	0	4	27	51	.381	13	1	31	4	.327	2	4	1	3	283	15	3	.990
2013	.281	48	20	96	12	27	9	1	0	12	38	.396	11	0	9	1	.352	1	1	0	0	69	12	3	.964
TOTAL	.270	95	51	230	26	62	13	1	4	39	89	.387	24	1	40	5	.337	3	5	1	3	352	27	6	.984

Moore's LSU Career Highs

At-Bats: 6 at Ole Miss (5/4/12)
 Hits: 4 at Florida (4/7/12)
 Runs Scored: 2 four times; most recently vs. Alabama (5/24/13)
 Doubles: 1 several times; most recently vs. Oklahoma (6/7/13)
 Triples: 1 at UL-Lafayette (2/26/13)
 Home Runs: 1 four times; most recently vs. Stony Brook (6/8/12)
 RBI: 4 vs. Southern (3/20/12)
 Stolen Bases: 1 vs. Air Force (2/19/12)



55
Hunter Newman

RH Pitcher
6-3, 188, R-R, So., 1L
Bloomington, Ga. (Calvary Baptist School)



Talented pitcher with a very fluid delivery and loose arm action that will enable him to increase his arm speed and velocity in his time at LSU ... has a fastball that sits at 89-91 mph and locates it well in the zone ... will contend for a starting role in the Tigers' 2014 weekend rotation.

2013 Season

Appeared in 13 games (three starts), posting a 2-0 mark and a 2.55 ERA in 24.2 innings with 11 walks and 16 strikeouts ... opponents hit just .160 against him during the year ... earned first LSU victory in first career college start versus McNeese State (April 30), firing three shutout innings with one strikeout ... defeated New Orleans (May 14) by working five shutout innings and allowing just one hit with three strikeouts ... LSU's starting pitcher in SEC Tournament semifinal win over Arkansas (May 25), as he limited the Razorbacks to one unearned run on no hits with three strikeouts ... posted a season-high four strikeouts in three relief innings versus Sacred Heart (March 6).

Prior to LSU

Played at Calvary Baptist School in Savannah, Ga. ... posted a 6-2 record in 2012 with a 1.51 ERA and 114 strikeouts in 73.2 innings; also hit .482, 20 doubles, six homers and 60 RBI ... for the 2011 and 2012 seasons combined, he was 14-4 with 125.2 IP, a 1.77 ERA, 188 strikeouts and a .160 opponent batting average ... named 2011 Savannah Morning News Player of the Year and earned 2011 Perfect Game Honorable Mention All-America recognition ... named Georgia High School Athletic Association

All-Region 3-A East for two consecutive years ... also played forward on his high school basketball team.

Personal

Full name is Hunter Blake Newman ... parents are Earl and Kim Newman ... has two younger siblings, Chandler and Blayne ... says "the coaches, facilities and environment influenced my decision to come to LSU" ... majoring in sports administration at LSU ... born February 8, 1994 in Savannah, Ga.

Newman's LSU Career Statistics

Year	ERA	W	L	App	GS	CG	SHO	CBO	SV	IP	H	R	ER	BB	SO	2B	3B	HR	BF	B/Avg	WP	HBP	BK	SF	A	F
2013	2.55	2	0	13	3	0	0	1	0	24.2	13	10	7	11	16	3	0	2	102	.160	2	4	0	2	4	

Newman's LSU Career Highs

Innings: 5.0 vs. New Orleans (5/14/13)
 Strikeouts: 4 vs. Sacred Heart (3/6/13)
 Hits Allowed: 2 four times; most recently vs. Ole Miss (5/18/13)
 Runs: 2 twice; most recently vs. Jackson State (5/31/13)
 Earned Runs: 2 vs. Jackson State (5/31/13)
 Walks: 4 vs. Arkansas (5/25/13)



10
Aaron Nola

RH Pitcher
6-1, 196, R-R, Jr., 2L
Baton Rouge, La. (Catholic HS)



Aaron Nola received the 2013 Corbett Award as the most outstanding amateur athlete in Louisiana.

- 2013 First-Team All-American (Baseball America, Collegiate Baseball, ABCA, Perfect Game, NCBWA)**
- 2013 National Pitcher of the Year Finalist**
- 2013 SEC Pitcher of the Year**
- 2013 Corbett Award Winner (Best Amateur Athlete in Louisiana)**
- 2013 ABCA First-Team All-South Region**
- 2013 NCAA Baton Rouge Regional All-Tournament Team**
- 2013 Louisiana Pitcher of the Year**
- SEC Pitcher of the Week (April 22, 2013 and May 6, 2013)**
- 2012 First-Team Freshman All-American (Collegiate Baseball; Perfect Game)**
- 2012 Second-Team Freshman All-American (Baseball America)**
- 2012 Freshman All-SEC**
- 2012 NCAA Regional All-Tournament Team**
- 2012 Second-Team All-Louisiana**

MLB Draft: 22nd round in 2011 (Toronto)

Outstanding right-hander that consistently throws in the low 90s from a low three-quarter arm slot which produces sink ... also has an above average change-up that he uses to keep hitters off balance ... 2013 SEC Pitcher of the Year and a finalist for the National Pitcher of the Year award ... recipient of the 2013 Corbett Award as the best amateur athlete in the state of Louisiana ... younger brother of former LSU All-American shortstop Austin Nola, who played for the Tigers from 2009-12.

2013 Season

A consensus First-Team All-American; voted 2013 SEC Pitcher of the Year by the league coaches - No. 1 in the SEC in strikeouts with 122; No. 3 in SEC in wins (12), No. 2 in league in opponent batting average (.188) and No. 1 in league in innings pitched (126.0) ... one of three finalists for

the National Pitcher of the Year Award presented by the College Baseball Hall of Fame ... started 17 games on the mound, posting a 12-1 mark and a 1.57 ERA in 126 innings with 18 walks and 122 strikeouts ... suffered only loss of the season to UCLA in the College World Series (June 16), allowing just two unearned runs on five hits in eight innings with one walk and five strikeouts ... brilliant two-hit shutout vs. Oklahoma in Super Regional on June 7, allowing no walks with six strikeouts ... became just the fourth pitcher in LSU history to fire three shutouts in one season ... named to the 2013 NCAA Baton Rouge Regional All-Tournament Team after defeating Sam Houston State (June 1) - limited SHSU to no earned runs on six hits in seven innings with three walks and six strikeouts ... excellent outing in SEC Tournament vs. Arkansas (May 23), allowing one run on six hits in 7.0 innings with one walk and eight strikeouts ... posted an 8-0 mark and a 1.70 ERA in SEC regular-season games, recording nine walks and 65 strikeouts in 69 innings ... fired his fourth straight complete game victory and his second shutout of the season when he blanked No. 19 Florida, 5-0, on May 3 ... Nola limited the Gators to no runs on four singles in nine innings with one walk and three strikeouts ... Nola became the first LSU pitcher to record four consecutive complete-game victories since Mike Sirotna accomplished the feat in 1993 ... Nola also became the first LSU pitcher to fire two shutouts in one season since Greg Smith recorded two in 2005 ... recorded his third straight complete-game victory April 26, defeating No. 10 South Carolina in Alex Box Stadium ... Nola limited the Gamecocks to two runs on six hits with no walks and eight strikeouts ... he became the first LSU pitcher to post three consecutive complete-game wins since Greg Smith accomplished the feat in 2005 against Ole Miss, Arkansas and Vanderbilt ... fired his second consecutive complete game and his first career shutout April 19 when he blanked Alabama, 5-0, in Tuscaloosa ... Nola limited the Tide to just three singles while recording one walk and 10 strikeouts ... he threw 110 pitches, and after allowing a leadoff single in the sixth inning, he retired the final 12 Alabama batters of the game ... the shutout was LSU's first in an SEC game since Kevin Gausman blanked Tennessee on May 13, 2011 ... fired the first complete game of his career April 12 at No. 10 Arkansas, limiting the Razorbacks to two runs on four hits with one walk and 10 strikeouts ... threw 110 pitches in the victory ... pitched LSU to series-opening win vs. Kentucky (April 5), allowing just one run on four hits in seven innings with three walks and seven strikeouts ... led the Tigers to a Game 1 SEC victory at Missouri (March 29), firing 7.2 shutout innings ... limited Missouri to just five singles while recording one walk and 10 strikeouts, his highest career strikeouts total in an SEC game ... fired six perfect innings to start outing vs. Washington (March 8) before allowing a single to open seventh inning ... career-high 11 strikeouts in win over Brown (March 1); allowed no earned runs on three hits with no walks in seven innings.

2012 Season

Appeared in 19 games (16 starts), posting a 7-4 record and a 3.61 ERA in 89.2 innings with seven walks and 89 strikeouts ... finished No. 1 in the SEC in fewest walks allowed and in batters struck out looking (40), and No. 9 in the league in overall strikeouts ... pitched effectively in Game 1 of the NCAA Super Regional (June 8) versus Stony Brook, limiting the Seawolves to two runs on nine hits in six innings with no walks and six strikeouts ... named to the 2012 NCAA Regional All-Tournament Team after defeating UL-Monroe in Tigers' opening game of tournament - limited the Warhawks to one run on four hits in a career-high eight innings with a career-best 10 strikeouts ... defeated Ole Miss (May 6) with excellent seven-inning outing - allowed three runs on seven hits with two walks and three strikeouts ... posted win over Alabama (April 15), allowing one run on three hits in five innings with no walks and five strikeouts ... recorded nine strikeouts on April 1 start vs. Arkansas - limited the Razorbacks to two runs on three hits in 6.1 innings with one walk and nine strikeouts (no decision in a 3-2 LSU win) ... delivered an excellent performance in his second career SEC start on March 25 at Auburn ... limited Auburn to three runs on eight hits in 7.1 innings with no walks and two strikeouts ... delivered a dominant performance on March 6 in just his second career collegiate start, blanking Tulane through eight innings of work in a 5-0 victory in New Orleans ... allowed just three hits against the Green Wave while recording no walks and six strikeouts ... Nola fired 78 pitches in the outing at Tulane; remarkably, 62 of the 78 pitches (79 percent) were strikes.

High School

Named 2011 Class 5A State Player of the Year by the Louisiana Sportswriters Association; voted "Mr. Baseball" for the state of Louisiana ... posted a 21-2 record and 214 strikeouts during his junior and senior seasons combined; helped lead Catholic to the Louisiana Class 5A title in 2010 ... 7-1 on the mound in 2011 with 61 strikeouts, 10 walks and a 1.00 ERA in 45 innings; also hit .364 with four homers and 29 RBI ... received all-State honors in 2010 and earned 2009 and 2010 all-District and all-Metro recognition ... 7-0 mark with a 1.50 ERA and 70 strikeouts in 2010 ... 7-1 mark with a 1.85 ERA and 82 strikeouts in 2009.

Personal

Full name is Aaron Michael Nola ... parents are A.J. and Stacie Nola ... older brother is former LSU All-American shortstop Austin Nola ... on attending LSU - "It's been my dream to come to school here, and it's one of the best programs in the nation. Watching my brother for three years made me want to be here even more" ... majoring in sports administration-commerce at LSU ... born June 4, 1993.

Nola's LSU Career Statistics

Year	ERA	W	L	App	GS	CG	SHO	CBO	SV	IP	H	R	ER	BB	SO	2B	3B	HR	BF	B/Avg	WP	HBP	BK	SFA	SHA
2012	3.61	7	4	19	16	0	0	4	0	89.2	88	39	36	7	89	14	4	9	371	251	1	9	0	2	3
2013	1.57	12	1	17	17	5	3	2	0	126.0	83	30	22	18	122	9	1	4	481	188	3	11	0	2	8
TOTAL	2.42	19	5	36	33	5	3	6	0	215.2	171	69	58	25	211	23	5	13	852	216	4	20	0	4	11

Nola's LSU Career Highs

- Innings: 9.0 five times; most recently vs. Oklahoma (6/7/13)
- Strikeouts: 11 vs. Brown (3/1/13)
- Hits Allowed: 10 vs. Georgia (4/29/12)
- Runs: 6 vs. Mississippi State (3/18/12)
- Earned Runs: 5 vs. Mississippi State (3/18/12)
- Walks: 3 three times; most recently vs. Sam Houston State (6/1/13)



58
Chris Pelaez
LH Pitcher
6-0, 175, L-L, Fr., HS
Miami, Fla. (Florida Christian HS)

A classic left-hander that really knows how to pitch ... has a smooth delivery and uses a fastball, curveball and changeup, all from the same release point ... pounds the strike zone and has a lot of savvy for a young pitcher.

Prior to LSU

Rawlings and Under Armour Preseason All-American at Florida Christian High School in Miami ... three-time high school varsity MVP ... three-time first team all-county selection ... 16 wins and four losses in three high school seasons with a 1.40 ERA and over 200 strikeouts ... a two-year Honor Roll student in high school.

Personal

Full name is Christian Velazquez-Pelaez ... parents are Pedro Pelaez and Jacqueline Velazquez ... father is a business executive and mother works in sales ... says the "coaches, academics, best fans in college baseball and the best chance for Omaha" influenced his decision to attend LSU ... majoring in sports administration at LSU ... born September 27, 1995 in Miami.



49
Zac Person
LH Pitcher
6-1, 185, L-L, Jr., JC
Eunice, La. (Eunice HS/LSU-Eunice)

Combined with current LSU teammate Brady Domangue at LSU-Eunice to form a 1-2 punch that led to the JUCO national championship in 2012 and a runners-up finish in 2013 ... Person is a left-handed pitcher who continues the long line of great players LSU has recruited from LSU-Eunice over the past five years ... his fastball sits in the upper 80s, and he uses his outstanding breaking ball as an out pitch to get a lot of strikeouts ... has a fast arm and clean mechanics that allow him to create some deception and make hitters uncomfortable.

Prior to LSU

Registered a 17-0 record in two seasons at LSU-Eunice with 143 strikeouts and a 2.35 ERA in 118.1 innings ... his 98 strikeouts in 2013 were the sixth-highest total in LSU-Eunice history ... helped lead LSU-Eunice to the JUCO national title in 2012 and national runners-up finish in 2013 ... set Eunice High School record for strikeouts in a season with 182 in 2011 ... had a 14-4 career high school record with 246 strikeouts and a 1.24 ERA ... voted All-Parish MVP, All-District MVP, All-Acadiana MVP and 1st Team All-State in his high school senior season ... named 2011 1st Team Louisville Slugger All-American and the 2011 Louisiana High School Coaches Association Pitcher of the Year.

Personal

Full name is Zachary Quinn Person ... parents are Brad and Tracey Person ... father is a pipeline operator, mother is a mail carrier ... has one older brother, Lance, who is an LSU graduate ... chose to attend LSU because "playing baseball here has been a dream of mine for as long as I can remember - when you combine the program's tradition and success with the unbelievable prestige and support from the fans, I couldn't imagine someone wanting to represent a school other than LSU" ... majoring in kinesiology at LSU ... born October 13, 1992.



16
Jared Poche
LH Pitcher
6-1, 204, R-L, Fr., HS
Lutcher, La. (Lutcher HS)

A highly-touted southpaw with a fastball that consistently sits in the 90 mph range, and he features a very hard 12 to 6 curveball that he can command ... strong candidate to work in LSU's starting rotation as a true freshman in 2014.

Prior to LSU

2012 and 2013 Louisville Slugger All-American ... first team All-State in 2012 and 2013 ... 2013 Louisiana Mr. Baseball and Louisiana Gatorade Player of the Year ... 2013 Class 4A Player of the Year and the MVP of the state championship game in leading Lutcher High to the title ... 12-0 record in 2013 with a 0.61 ERA, 80 innings pitched and 143 strikeouts; also batted .429 with 12 doubles, eight

homers and 40 RBI ... recorded an 11-1 mark as a junior with 122 Ks and a 1.12 ERA in 68.2 innings ... posted a 33-3 career high school pitching record ... also played quarterback and H-back for the Lutchter High football team ... a cum laude honor graduate and the Lutchter High senior athlete of the year in 2013.

Personal

Full name is Jared Marcus Poche' ... parents are Jerry and Tessa Poche' ... father is a physician and mother is a homemaker ... has two older brothers, Corey and Dylan, and a younger brother, Cameron ... brother, Corey, played baseball at Nicholls State ... chose to attend LSU because "it has always been a dream of mine to play baseball at the best program in the country with the best fans in the country" ... majoring in kinesiology at LSU ... born November 21, 1994 in New Orleans.



45

Russell Reynolds

RH Pitcher

6-1, 191, R-R, So., 1L

Baton Rouge, La. (Parkview Baptist HS)



Athletic right-hander who features a low 90s fastball and a hard wipeout slider ... suffered a torn labrum in his throwing shoulder in early April and missed the majority of the 2013 season after appearing in seven games (four starts) ... may receive a medical redshirt in 2014 as he continues to rehabilitate from the injury.

2013 Season

Appeared in seven games (four starts) prior to season-ending shoulder injury, posting a 1-0 mark and a 1.89 ERA in 19 innings with three walks and eight strikeouts ... earned first career collegiate win on March 26 at Tulane, limiting the Green Wave to one unearned run on four hits in seven innings with one walk and four strikeouts ... pitched five shutout innings in a starting role versus Northwestern State (March 20), allowing three hits with no walks and two strikeouts ... fired two shutout innings in first career collegiate start versus Nicholls State (March 13), limiting the Colonels to one hit with no walks and one strikeout.

Prior to LSU

A 2012 Under Armour All-American and first-team All-State performer as a pitcher and outfielder ... posted an 8-2 mark in 2012 with 44 innings pitched, 88 strikeouts and a 1.90 ERA ... also batted .370 with two homers and 30 RBI ... earned first-team All-District and All-Metro accolades and was voted District MVP ... played wide receiver for the Parkview football team.

Personal

Full name is Russell Damon Reynolds ... parents are David Reynolds and Marsha Baker ... dad played baseball at Northwestern State and later pitched in the Chicago White Sox and Atlanta Braves minor league organizations ... has three sisters and one brother ... chose to attend LSU because he "wanted the chance to win a national championship" ... majoring in sports administration at LSU ... born March 10, 1994 in Baton Rouge.

Reynolds' LSU Career Statistics

Year	ERA	W	L	App	GS	CG	SHO	CBO	SV	IP	H	R	ER	BB	SO	2B	3B	HR	BF	B/Avg	WP	HBP	BK	SFA	SHA
2013	1.89	1	0	7	4	0	0	0	0	19.0	12	5	4	3	8	1	0	2	74	.176	1	2	0	0	0

Reynolds' LSU Career Highs

Innings:	7.0 at Tulane (3/26/13)
Strikeouts:	4 at Tulane (3/26/13)
Hits Allowed:	4 at Tulane (3/26/13)
Runs:	3 vs. Alcorn State (4/2/13)
Earned Runs:	3 vs. Alcorn State (4/2/13)
Walks:	1 three times; most recently vs. Alcorn State (4/2/13)



3

Kramer Robertson

Infielder

5-10, 160, R-R, Fr., HS

McGregor, Texas (Midway HS)

A very athletic and competitive infielder whose combination of foot speed, quickness and arm strength allows him to be a very viable option anywhere on the field; a very tough out at the plate as well ... also a dual-threat quarterback in high school, he led his team deep into the Texas 5A state playoffs as a junior and senior ... the son of Kim Mulkey, the women's basketball coach at Baylor.

Prior to LSU

An All-America and All-State infielder at Midway High School in Waco, Texas ... batted .425 with five homers in his high school senior season, .438 with six homers as a junior, .473 with seven homers as a sophomore and .365 as a freshman ... 2012 and 2011 District MVP ... also played quarterback for the football team and point guard for the basketball squad.

Personal

Full name is Kramer Reid Robertson ... parents are Randy Robertson and Kim Mulkey ... father is self-employed, mother is the women's basketball coach at Baylor ... father played quarterback at Louisiana Tech; mother played point guard at Louisiana Tech and was a 1984 Olympic gold medalist in basketball ... has one older sister, Makenzie, who plays basketball at Baylor ... chose to attend LSU for "the opportunity to win a national championship, develop my skills with a great coaching staff and play in front of the best fans in the country" ... majoring in sports administration at LSU ... born September 20, 1994 in Ruston, La.



5

Chris Sciambra

Outfielder

5-9, 184, L-R, Jr., 2L

Baton Rouge, La. (Catholic HS)



2013 SEC Academic Honor Roll

2012 SEC Freshman Academic Honor Roll

Outstanding player who will contend for a starting outfield position in 2014 ... returned for his sophomore season in 2013 after suffering a season-ending neck injury in March of 2012 ... a scrappy left-handed hitting outfielder that was one of the key offensive contributors on Catholic High's 2010 5A state championship team ... possesses a very short, quick swing which allows him to hit for high average ... batted .600 (12-for-20) in the 2011 Perfect Game World Wood Bat Association 17U National Championships in Atlanta ... a member of the 2013 SEC Academic Honor Roll as a construction management major.

2013 Season

Played in 46 games (23 starts), batting .265 (26-for-98) with five doubles, one triple, nine RBI and 22 runs ... started nine games in right field, nine games in center field, two games in left field and three games at DH ... delivered pinch-hit, game-winning single in top of 11th inning of SEC Tournament championship game versus Vanderbilt (May 26) as LSU claimed a 5-4 victory and its fourth tournament title in six seasons ... collected two doubles and scored two runs in LSU win over Washington on March 10 ... 4-for-4 with a double and one run scored in LSU's 2013 season opener vs. Maryland (Feb. 15).

2012 Season

Suffered a season-ending neck injury on March 25 at Auburn; diagnosed with a non-displaced fracture in the C-1 vertebrae of his neck after crashing into the centerfield wall while trying to

catch a fly ball ... played in 22 games (16 starts in center field), batting .246 (15-for-61) with two doubles, one triple, 11 RBI, 10 runs and two stolen bases ... batted .263 (5-for-19) in six SEC games with one double and two RBI ... tripled and collected two RBI versus Alcorn State (Feb. 18) ... drove in a career-best three runs versus Dartmouth on March 3 ... 2-for-4 at Tulane (March 6) with a double and one RBI ... collected two RBI and scored two runs versus Southern on March 20.

High School

A 2011 first-team Class 5A all-State selection, batting .433 with eight homers, 40 runs and 34 RBI ... also earned all-state honors in 2010, batting .382 in 2010 while helping lead Catholic to the state title ... placekicker for Catholic High's football team; named the 2010 special teams MVP; 34 of his 50 kickoffs resulted in touchbacks ... earned Academic all-State recognition in both baseball and football ... recorded a cumulative 3.95 GPA and was a four-year member of the Principal's Honor Roll ... a member of the National Honor Society and served as his class captain in the Fellowship of Christian Athletes.

Personal

Full name is Christopher John Sciambra ... parents are Jay and Ellen Sciambra ... has a younger sister, Elizabeth, and two younger brothers, Robert and Matt ... majoring in construction management at LSU ... born March 13, 1993.

Sciambra's LSU Career Statistics

Year	Avg	GP	GS	AB	R	H	2B	3B	HR	RBI	TB	SLG%	BB	HBP	SO	GDP	OB%	SF	SH	SB	ATT	PO	A	E	FLD%
2012	.246	22	16	61	10	15	2	1	0	11	19	.311	6	1	10	0	.324	0	5	2	4	45	0	1	.978
2013	.265	46	23	98	22	26	5	1	0	9	33	.337	18	6	24	4	.407	1	5	2	2	50	2	1	.981
TOTAL	.258	68	39	159	32	41	7	2	0	20	52	.327	24	7	34	4	.377	1	10	4	6	95	2	2	.980

Sciambra's LSU Career Highs

At-Bats: 5 vs. Washington (3/10/13)
 Hits: 4 vs. Maryland (2/15/13)
 Runs Scored: 2 six times; most recently vs. Florida (5/4/13)
 Doubles: 2 vs. Washington (3/10/13)
 Triples: 1 at Alabama (4/20/13); vs. Alcorn State (2/18/12)
 Home Runs: none
 RBI: 3 vs. Dartmouth (3/3/12)



22
Kade Scivicque

Catcher
5-11, 220, R-R, Jr., JC
Maurepas, La. (Maurepas HS/SW Mississippi CC)

A junior college transfer from Southwest Mississippi College and the first LSU player to hail Maurepas, Louisiana ... should compete for significant playing time at catcher during the 2014 season ... powerful hitter who had an exceptional summer in the Northwoods League.

Prior to LSU

2013 1st Team JUCO All-State and the league Defensive Player of the Year at Southwest Mississippi Community College in Summit, Miss. ... batted .321 in 2013 with four homers, 12 doubles, 37 RBI and a .991 fielding percentage ... 2012 1st team JUCO All State - batted .333 with five homers, 27 RBI and 10 doubles ... received 2012 and 2013 NJCAA Award for Exemplary Academic Achievements ... a four-time first-team all-state performer in high school at Maurepas HS ... voted the state MVP in 2011 ... also a four-time all-Livingston Parish selection ... batted .568 in his senior high school season with 13 homers and 57 RBI; posted a 13-2 pitching record on the mound ... also played forward for the Maurepas basketball team.

Personal

Full name is Kade Hunter Scivicque ... parents are Steve and Missy Scivicque ... father is a production supervisor, mother works in the child care industry ... has an older brother, Nathan, and a younger brother, Chaz ... chose to attend LSU because "I have always dreamed of playing baseball at LSU and winning a national championship; LSU is a great place with a great atmosphere, it wasn't hard to decide!" ... majoring in management at LSU ... born March 22, 1993 in Baton Rouge.



44
Mitch Sewald

RH Pitcher
6-6, 218, R-R, So., 1L
Mandeville, La. (Rummel HS)

Excellent prospect who in just one year's time went from throwing 83-85 mph as a high school junior to throwing 90-94 mph as a senior at Rummel High ... also features a 12-6 breaking ball which he can locate in the zone and drop in for a strike ... should see significant action out of the bullpen



for LSU in 2014 ... made 20 relief appearances for the Lakeshore Chinooks in the 2013 Northwoods Summer League, recording seven saves, 30 strikeouts and a 2.41 ERA in 41 innings.

2013 Season

Made two relief appearances for the Tigers, posting a 0.00 ERA in 3.1 innings with no walks and three strikeouts ... made first career collegiate appearance versus Southern in Metairie, La. (April 9), firing two shutout innings while allowing two hits with one strikeout ... worked 1.1 innings versus McNeese State (April 30), allowing two unearned runs on two hits with no walks and two strikeouts.

Prior to LSU

A 2012 first-team All-State pitcher at Rummel High in Metairie, La., a suburb of New Orleans ... posted a 5-1 mark in 2012 with 64 innings pitched, 88 strikeouts, a 0.98 ERA and a .120 opponent batting average ... fired a perfect game in 2012 season opener versus West Ouachita High School ... also earned 2012 first-team All-District and first-team All-New Orleans Metro recognition ... an honors graduate named to the Louisiana Academic All-State team.

Personal

Full name is Mitchell Ryan Sewald ... parents are Chris and Tina Sewald ... has one brother, Kyle ... chose to attend LSU because "I love the atmosphere and the people in Baton Rouge. The coaching staff is excellent and LSU is one of the best programs in the nation" ... majoring in sports administration at LSU ... born April 22, 1994 in Houston, Texas.

Sewald's LSU Career Statistics

Year	ERA	W	L	App	GS	CG	SHO	CBO	SV	IP	H	R	ER	BB	SO	2B	3B	HR	BF	B/Avg	WP	HBP	BK	SFA	SAA
2013	0.00	0	0	2	0	0	0	0	0	3.1	4	2	0	0	3	1	0	0	15	.267	0	0	0	0	0

Sewald's LSU Career Highs

Innings: 2.0 vs. Southern (4/9/13)
 Strikeouts: 2 vs. McNeese State (4/30/13)
 Hits Allowed: 2 twice; most recently vs. McNeese State (4/30/13)
 Runs: 2 vs. McNeese State (4/30/13)
 Earned Runs: none
 Walks: none



37
Jesse Stallings

RH Pitcher
6-2, 205, R-R, Fr., HS
Colfax, La. (Grant HS)

Outstanding prospect who hurt his arm during his high school senior year and required Tommy John surgery to reconstruct his throwing elbow ... will receive a medical redshirt in 2014 and should return to the mound for the 2015 season.

Prior to LSU

2013 Perfect Game 2nd Team All Southeast Region ... 2nd Team All-District in 2011 and 2012; 7-2 on the mound in 2012 with 2.10 ERA, 38 innings pitched and 52 strikeouts ... 2012 Offensive Player of the Year at Grant High School, batting .424 with 24 RBI and one homer ... named to the Principal's List for academic excellence for two years at Grant HS.

Personal

Full name is Jesse Delane Stallings ... parents are Jeff and Daphne Stallings ... father is an office manager, mother is a medical receptionist ... has two older sisters, Diana and Ashley, and an older brother, Jeffrey ... majoring in natural resource ecology and management at LSU ... born October 27, 1994 in Alexandria, La.



6 Andrew Stevenson

Outfielder
6-0, 188, L-L, So., 1L
Youngsville, La. (St. Thomas More HS)



Very hard-nosed player who hustles everywhere and plays the game with great intensity and passion ... handles the bat well from the left side and can use his speed to create consistent offense ... projected as the Tigers full-time starter in center field in 2014 after starting 33 of the Tigers' 68 games in 2013 ... batted .363 in 40 games with the Lakeshore Chinooks in the 2013 Northwoods Summer League, recording nine doubles, three triples, two homers, 20 RBI and 13 stolen bases.

2013 Season

Played in 54 games (33 starts), batting .193 (23-for-119) with one homer, 14 RBI, 22 runs and five steals ... 2-for-2 in Game 2 of NCAA Super Regional versus Oklahoma (June 8) with one RBI and one run scored ... provided a spectacular running catch in left-centerfield with two out and bases loaded in 5th inning of SEC Tournament title game vs. Vanderbilt - the catch prevented three runs from scoring and preserved 4-2 LSU lead; the Tigers went on to claim a 5-4 victory and win the SEC Tournament ... 2-for-4 at the plate in the SEC Tournament win over Vanderbilt with one RBI ... collected three hits in Texas A&M series (May 9-11) with two runs scored and one RBI ... provided two hits, one run scored and three RBI in final two games of Florida series (May 3-4) ... 2-for-4 at Tulane (March 26) with two RBI and two runs scored ... launched first collegiate home run, a solo shot, versus Stephen F. Austin on March 5.

Prior to LSU

A 2012 1st Team All-State selection at St. Thomas More High School in Lafayette, La. ... hit .546 as a senior with 11 doubles, five triples, one homer and 20 RBI ... also received All-Acadiana honors and was named district MVP ... a 2012 Louisville Slugger High School All-American and a Baseball America Third-Team All-American ... batted .460 as a junior in 2011 with seven doubles, three triples, three homers, 22 RBI and 34 runs ... also played wide receiver for the St. Thomas More football team, earning second-team All-District and All-Acadiana honors.

Personal

Parents are William and Stephanie Stevenson ... dad manages an oilfield company; mom is a teacher at St. Thomas More High ... has one older brother, Will, and two younger brothers, Matthew and Josh ... brother Will played football at UL-Lafayette for two seasons ... chose to attend LSU because "I wanted to be part of a winning tradition and have an opportunity to win a national championship" ... majoring in kinesiology at LSU ... born June 1, 1994 in Lafayette, La.

Stevenson's LSU Career Statistics

Year	Avg	GP	GS	AB	R	H	2B	3B	HR	RBI	TB	SLG%	BB	HBP	SO	GDP	OB%	SF	SH	SB	ATT	PO	A	E	FLD%
2013	.193	54	33	119	22	23	0	0	1	14	26	218	11	5	25	1	.289	0	8	5	7	111	0	1.000	

Stevenson's LSU Career Highs

At-Bats: 5 vs. Florida (5/4/13)
Hits: 2 five times; most recently vs. Oklahoma (6/8/13)
Runs Scored: 2 four times; most recently at Texas A&M (5/10/13)
Doubles: none
Triples: none
Home Runs: 1 vs. Stephen F. Austin (3/5/13)
RBI: 2 three times; most recently vs. Florida (5/3/13)



4 Cade Stone

Outfielder
5-10, 177, L-R, Fr., HS
West Monroe, La. (West Monroe HS)

A speedy, left-handed hitting outfielder that brings a lot of energy to the field and plays extremely hard ... possesses a short, quick swing that allows him to consistently find the barrel and provide some pop at times ... also played football in an outstanding program at West Monroe High School.

Prior to LSU

2013 Perfect Game All-American ... All-Northeast Louisiana and All-District for four seasons ... earned All-State honors in his freshman and senior years ... All-District MVP and All-Northeast Louisiana Player of the Year his senior season ... batted .450 with seven homers and 27 stolen bases in his senior season at West Monroe High ... hit .415 as a junior with 12 doubles, four homers and 22 steals ... a member of the National Honor Society ... also played safety for the football team, which won state titles in his freshman and junior seasons.

Personal

Full name is Scotty Cade Stone ... parents are Scott and Cindy Stone ... father is a school principal, mother is a business owner ... father played baseball at Louisiana-Monroe and was drafted by the Philadelphia Phillies ... has one older brother, Cody ... chose to attend LSU due to "the facilities, the coaching staff, the chance to win the national championship, the best baseball experience possible and the best fans in the world" ... majoring in sports administration at LSU ... born December 28, 1993 in Monroe, La.



38 Troy Whitty

RH Pitcher
6-5, 230, R-R, Fr., HS
Easton, Mass. (Dexter School)

A big right-handed hurler with tidy mechanics and above average arm strength, topping out at 91-92mph ... player with tremendous potential who, with proper coaching and experience, can develop into something special.

Prior to LSU

6-0 record his junior season with a 0.90 ERA ... 15-1 career record in high school ... fired both a perfect game and a no-hitter during his high school career at the Dexter School in Brookline, Mass.

Personal

Parents are Thomas and Wendy Whitty ... father works with Delta Airlines, mother is in the real estate industry ... has an older brother, Thomas, and a younger sister, Alyssa ... brother, Thomas, played baseball at Rhode Island ... majoring in kinesiology at LSU ... born September 8, 1994 in Quincy, Mass.



27 Danny Zardon

Infielder
6-1, 182, R-R, Fr., HS
Pembroke Pines, Fla. (American Heritage HS)

A polished infielder from talent-rich south Florida who has played against great competition his whole life ... has soft hands and a great throwing arm that looks effortless but carries with excellent velocity across the infield ... a tough out at the plate with above-average plate discipline, and a compact but powerful swing that allows him to hit line drives all over the field ... strong contender for the starting second base role in 2014.

Prior to LSU

Named to the 2013 Rawlings All Regional Team ... 2013 All-State, All-County and All-District 1st Team ... helped lead American Heritage High to 2012 Florida state championship in his junior season ... batted .506 in his senior season with six homers, 31 RBI and five stolen bases ... posted a .948 slugging percentage and a .544 on-base percentage in 2013 ... a multi-time all-county and all-district performer throughout his career ... a starter on the American Heritage HS varsity squad since the eighth grade.

Personal

Parents are Ramon and Mary Zardon ... father is a dentist, mother is an office manager ... has two older brothers, Ramon and Michael, and a younger sister, Stephanie ... chose to attend LSU because it is the "number one program in the country and has the greatest fan support in all of college sports" ... majoring in sports administration at LSU ... born September 30, 1994 in Miami.

LSU coach Paul Mainieri (right) receives his American Baseball Coaches Association Hall of Fame plaque from Gene McArtor of the ABCA. Mainieri was inducted into the ABCA Hall of Fame on January 3, 2014 in Dallas.



PAUL Mainieri 2014 ABCA HALL OF FAME INDUCTION CLASS

PAUL MAINIERI AT LSU
2009 National Coach of the Year
 (ABCA, Baseball America, Collegiate Baseball, Rivals.com)

2009 Southeastern Conference Coach of the Year

2008 National Coach of the Year
 (Rivals.com, College Baseball Insider)

Career Record (31 seasons): 1179-625-7 (.653)
LSU Record (seven seasons): 315-133-2 (.702)

LSU BASEBALL UNDER PAUL MAINIERI
NCAA National Champions
 2009

College World Series Appearances
 2008, 2009, 2013

Southeastern Conference Champions
 2009, 2012

SEC Tournament Champions
 2008, 2009, 2010, 2013

SEC Western Division Champions
 2008, 2009, 2012, 2013

Paul Mainieri's sincere commitment to everyday excellence was recognized in a substantial way on January 3, 2014, in Dallas when he was inducted into the American Baseball Coaches Association Hall of Fame.

In receiving the highest honor that can be bestowed upon a college baseball coach, Mainieri became just the 10th Southeastern Conference coach to enter the ABCA Hall of Fame, and the second from LSU. Skip Bertman, who led the Tigers to five national titles during his 18-season tenure (1984-2001), was inducted in 2003.

Mainieri, a three-time National Coach of the Year, joined in the Hall of Fame his father, Demie Mainieri, who coached Miami-Dade North Community College to 1,012 wins and a national title in his 30-year career. Demie and Paul Mainieri are the only father-son combination in the ABCA Hall of Fame.

Paul Mainieri is also only the fourth Louisiana coach to enter the Hall of Fame, joining Bertman, Wilbert Ellis of Grambling State (inducted 2007) and Ron Maestri of UNO (inducted 1991). Mainieri played for Maestri at UNO in 1978 and 1979.

Mainieri has a 1,179-625-7 record in 31 seasons of collegiate coaching at St.

Thomas University (1984-88), Air Force (1989-94), Notre Dame (1995-2006) and LSU (2007-present). He is No. 9 on the career wins list for active NCAA coaches, and he is one of only five active coaches to have won 1,000 games and an NCAA national championship.

In seven seasons at LSU, Mainieri has guided the Tigers to three College World Series appearances, winning the national championship in 2009. He has also directed LSU to four NCAA Regional titles, two Southeastern Conference championships, four SEC Tournament titles and four SEC Western Division crowns.

Mainieri has a 315-133-2 mark at LSU, and he is the second-winningest coach in Fighting Tiger annals, trailing only Bertman, who was 870-330-3 in his 18 seasons from 1984-2001.

Mainieri was hired as LSU's baseball coach in June 2006, he expressed a clear vision for the future of the Fighting Tiger program.

"Make no mistake about it," he said. "The goal is to return LSU to the pinnacle position in college baseball. I have all the confidence in the world that we can do that here."

Just three years later, LSU did indeed occupy the pinnacle position in college baseball as the 2009 NCAA National

"Pro ball wasn't a drastic change for me at all. Coach Mainieri and the way he runs the program is the same way the Royals teach. That told me I learned a lot while I was at LSU, and at the time I didn't even know how important that was. Pitching at LSU definitely helped prepare me for the next level."

- LOUIS COLEMAN, KANSAS CITY ROYALS; LSU PITCHER (2006-09)

Paul Mainieri directed LSU to the College World Series in 2013, marking his third CWS appearance with the Tigers and his fourth overall. He guided Notre Dame to Omaha in 2002.



Top Right: U.S. Senator Mary Landrieu welcomed Mainieri and the Tigers for lunch in her Washington, D.C. residence during LSU's tour of the Nation's Capital on September 30, 2009. **Middle Right:** Mainieri accepts the 2012 SEC Championship trophy from league commissioner Mike Slive. **Bottom Right:** Joining Paul Mainieri at the Breast Cancer Awareness Game versus UL-Lafayette on March 28, 2012 are two cancer survivors – his sister, Cathy Mainieri Gagnon (left), and Mary Ann Mahtook (right), mother of former LSU All-American Mikie Mahtook.

Champions. Mainieri directed the '09 Tigers to the College World Series title, posting a 56-17 overall record, including a 10-1 mark in NCAA Tournament competition.

The Tigers defeated Texas in the CWS Championship Finals to win the national title, LSU's sixth CWS championship and its first since 2000. Mainieri also guided his squad to the 2009 Southeastern Conference regular-season and tournament titles.

Most recently, Mainieri guided the 2013 squad to an SEC record-tying 57 victories (57-11) and a berth in the College World Series. The '13 Tigers captured four championships during a remarkable year, winning the SEC Western Division, the SEC Tournament, an NCAA Regional and an NCAA Super Regional. LSU also established a school record for SEC regular-season victories with a 23-7 league mark.

The 2013 team featured three first-team all-Americans, a first for the distinguished LSU Baseball program. Shortstop Alex Bregman was named National Freshman of the Year and the winner of the Brooks Wallace Award as the nation's best shortstop; SEC Pitcher of the Year Aaron Nola was 12-1 on the mound with a 1.57 ERA; and first baseman Mason Katz batted .370 and led the SEC with 16 homers and 70 RBI.

Mainieri was a finalist for the 2013 Skip Bertman National Coach of the Year award,

and a school-record nine Tigers were selected in the '13 Major League Baseball Draft.

Mainieri guided the 2012 squad to LSU's second SEC championship in four seasons, as the Tigers posted a 47-18 overall mark and captured the league title with a 19-11 conference record. LSU was named the No. 7 National Seed for the 2012 NCAA Tournament, and the Tigers won the NCAA Baton Rouge Regional before playing host to a Super Regional in Alex Box Stadium.

The 2012 team featured two first-team all-Americans – outfielder Raph Rhymes and pitcher Kevin Gausman. Rhymes led the nation in hitting with a .431 (100-for-232) average, and he was named SEC Player of the Year. Gausman was 12-2 on the mound with a 2.77 ERA, and he was the fourth overall selection in the 2012 MLB Draft by the Baltimore Orioles.

Mainieri guided a young 2011 LSU squad to a 36-20 mark, including a 12-3 record over the final 15 games of the season. Though the Tigers finished strong, LSU fell just short of qualifying for the NCAA Tournament. Despite not reaching the postseason, Mainieri and Tigers laid a solid foundation from which to build championship-caliber teams.

Outfielder Mikie Mahtook became the third first-team all-American of the Mainieri era in 2011, and two Tigers – pitcher Kurt McCune and second baseman JaCoby Jones – earned



"He was trained his whole life to do this. His father was a great coach and his father raised him to be tough. I think he knew when he got to LSU that this (a national championship) was coming. He probably did it a lot sooner than most people thought."

- JIM HENDRY, FORMER CHICAGO CUBS GM ON LSU COACH PAUL MAINIERI

Mainieri's Mentors

Paul Mainieri grew up around the game of baseball on a daily basis and, as the son of a Hall of Fame coach, had the good fortune to be exposed to several outstanding coaches.

Mainieri cites three primary influences in his development as a coach, headed by his father Demie Mainieri, who coached Miami-Dade North Community College to 1,012 wins and a national title in his 30-year career.

"My father laid the foundation for identifying the correct reasons to enter into the coaching profession," says Mainieri.

"Despite his success that he may have encountered, my father emphasized to me that a coach was a teacher first and foremost. Watching how he made such a positive impact on young people's lives was the greatest factor for me wanting to follow in his footsteps."

Mainieri spent his final two seasons as an infielder at the University of New Orleans, where he had the good fortune of playing for legendary UNO coach Ron Maestri.

"Coach Maestri showed me how a high intensity level and work ethic can translate into success," recalls Mainieri. "He used to do the little things-like drag the field and go into the community to raise support - and his charisma resulted in the construction of a beautiful ballpark for our team," says Mainieri.


Paul with his father Demie Mainieri (top) and Tommy Lasorda (bottom).

"He pushed his team hard but would do anything for his players, and his players were very loyal to him. Coach Maestri also relayed to me the importance of recruiting the best athletes - meaning shortstops - and we had six or seven high school shortstops in our everyday lineup."

During his early days in coaching, Mainieri had the chance to meet former Los Angeles Dodgers manager Tommy Lasorda and has maintained a friendship with one of the game's greatest ambassadors.

"Tommy has advised me in so many areas, it's hard to specify any areas of emphasis," says Mainieri of Lasorda, the keynote speaker at the 2008 LSU First Pitch Banquet. "I think from him I really realized how important it is to bring joy to the ballpark every day. The players definitely follow your lead as the coach and the enthusiasm you show for your job will rub off on them."

Mainieri readily credits his success to the guidance of those three Hall of Famers. "To this day, I still regularly call each of these men to ask for their advice," he says. "I think it's safe to say I've learned from the best!"



Freshman All-America recognition.

Mainieri's 2010 LSU squad won its third straight SEC Tournament title and advanced to an NCAA Regional for the third consecutive year. LSU posted a 41-22 overall mark that was highlighted by four straight victories in the SEC Tournament in Hoover, Ala. LSU became the first team to win three consecutive conference tournament titles in the current eight-team format that was adopted by the league in 1996.

Mainieri reached a coaching milestone on the second playing date of the 2010 season, as he earned his 1,000th career victory when LSU defeated Centenary, 25-8, on February 20 in Alex Box Stadium.

Mainieri's commitment to academic excellence has been illustrated by the Tigers' performance in the classroom as 77 LSU players have received SEC Academic Honor Roll recognition over the past seven seasons.

Five of Mainieri's LSU players have already reached the Major Leagues, including pitcher Louis Coleman (Royals), infielder DJ LeMahieu (Cubs/Rockies), pitcher Charlie Furbush (Tigers/Mariners), pitcher Ryan Verdugo (Royals) and pitcher Kevin Gausman (Drioies).

LSU players have been chosen in the Major

League Baseball Draft on 44 occasions during Mainieri's tenure, including a first-round selection in four of the past five seasons - outfielder Jared Mitchell in 2009, pitcher Anthony Ranaudo in 2010, outfielder Mikie Mahtook in 2011 and pitcher Kevin Gausman in 2012. All four players developed into first-round selections under Mainieri after being drafted out of high school (Mitchell, 10th round; Ranaudo, 11th round; Mahtook, 39th round; Gausman, sixth round).

Mainieri has established an active community service function within the baseball program, as the Tigers regularly visit hospitals and schools in the Baton Rouge area. The team also participates in the ALS Walk -- promoting awareness of the treatment of Lou Gehrig's Disease -- and in the Buddy Walk, which is designed to encourage acceptance and inclusion of people with Down Syndrome.

Mainieri is personally involved in several philanthropic causes, including Cancer Services of Baton Rouge, the ALS Association, Baton Rouge Green and Louisiana Legacy/Junior Achievement.

2009 - The National Championship Season

LSU's magnificent 2009 season began with LSU ranked No. 1 in the polls and ended with the Tigers still occupying college baseball's summit.

LSU won its first Southeastern Conference regular-season title since 2003, posting a 20-10 SEC mark. The Tigers then became the first league school since Alabama in 2002-03 to win consecutive SEC Tournament titles.

LSU played host to the NCAA Baton Rouge Regional, where the Tigers defeated Southern, Baylor and Minnesota to set up a Super Regional matchup versus Rice in Alex Box Stadium. LSU swept two games from the Owls, earning a berth to the CWS for the second straight season and for the 15th time in school history.

The Tigers defeated Virginia in their CWS opener and recorded two wins over Arkansas to advance to the CWS Championship Finals versus Texas. Trailing 6-4 in the ninth inning of Game 1, the Tigers staged a dramatic two-run rally and eventually prevailed, 7-6, in 11 innings. The Longhorns posted a 5-1 win in Game 2; however, LSU overwhelmed UT, 11-4, in the deciding game to claim the NCAA championship trophy.

Thirteen LSU players received 2009 SEC Academic Honor Roll recognition, and six



Playing Days at LSU

Mainieri began his collegiate playing career at LSU, earning a letter as a Tiger outfielder in 1976. From LSU, he transferred to Miami-Dade Junior College for a season and then played two seasons at the University of New Orleans.

Aim High

Mainieri was the first civilian baseball coach at the Air Force Academy.

Fighting Irish

Mainieri directed Notre Dame to nine conference titles and a 2002 College World Series appearance.

The Paul Mainieri File

Pronunciation: Muh-NAIR-ee

Career Record:	1179-625-7 (.653, 31 seasons)
at LSU:	315-133-2 (.702, seven seasons)
at Notre Dame:	533-213-3 (.714, 12 seasons)
at Air Force:	152-158 (.490, six seasons)
at St. Thomas:	179-121-2 (.588, six seasons)

Birthdate:	August 29, 1957
Hometown:	Miami, Florida
Education:	1980 - B.S. in physical education from Florida International Univ. 1982 - M.S. in sports administration from St. Thomas (Fla.) Univ.
Wife:	Married to the former Karen Fejes of New Orleans, La.
Children:	Nicholas (30), Alexandra (29), Samantha (27) and Thomas (19)
Grandson:	Holden Brooks Roth (born January 17, 2011)

Coaching Awards

2014 ABCA Hall of Fame Induction Class
2013 Louisiana Sportswriters Association Coach of the Year
2012 Louisiana Sportswriters Association Coach of the Year
2009 National Coach of the Year (ABCA, Baseball America, Collegiate Baseball, Rivals.com)
2009 Southeastern Conference Coach of the Year
2009 Louisiana Sportswriters Association Coach of the Year
2008 National Coach of the Year (Rivals.com, Collegebaseballinsider.com)
2008 Louisiana Sportswriters Association Coach of the Year
2001, 2002 & 2006 ABCA Midwest Region Coach of the Year
2001 Big East Coach of the Year
2000 National Coach of the Year (College Baseball Insider)
1984 Sunshine State Conference Coach of the Year



The Paul Mainieri Family

Top (l-r): son Tommy, daughter Alex, wife Karen, son Nick, daughter-in-law Kate, Paul, grandson Holden, daughter Samantha.
Bottom (l-r): mom Rosetta and dad Demie

Tigers were selected in the 2009 Major League Baseball Draft, including four in the first five rounds. Outfielder Jared Mitchell was the first-round choice of the Chicago White Sox, as LSU produced a first-round selection for the first time since 2003.

Also among the drafted players was Louis Coleman, a 2009 First-Team all-American and the SEC Pitcher of the Year chosen in the fifth round by the Kansas City Royals.

2008 - Return to Omaha

Mainieri first guided LSU back into prominence in 2008 as the Tigers advanced to the College World Series, earning a berth to Omaha for the first time since 2004.

Mainieri, named 2008 National Coach of the Year by Rivals.com and by CollegeBaseballInsider.com, directed the Tigers to a 49-19-1 record. LSU, which was predicted to finish fifth in the SEC Western Division in the preseason league coaches' poll, won 26 of its final 29 games during a remarkable late-season surge.

Mainieri's promise to LSU fans to attract the nation's best players had been fulfilled during his staff's first recruiting season, as Collegiate

Baseball magazine rated the Tigers' 2007 class No. 1 in the country. The recruiting class – which included nine players selected in the Major League Baseball Draft – combined with LSU's returning players to form an outstanding 2008 club.

With four weeks remaining in the regular season, the '08 LSU club was 23-16-1 overall and in 11th place in the overall SEC standings with a 6-11-1 record; however, the Tigers posted a conference-record 23-game win streak that saw LSU claim the SEC Western Division title, the SEC Tournament championship and the NCAA Baton Rouge Regional championship.

LSU's 23-game surge ended with a loss to UC Irvine in Game 1 of the NCAA Baton Rouge Super Regional, but the Tigers won the next two games over the Anteaters to advance to the College World Series for the 14th time in school history and for the first time since 2004. LSU placed fifth in Omaha with a 1-2 record, marking the Tigers' first Top 5 CWS finish since the 2000 squad claimed the national title.

Fourteen LSU baseball players – the most in the program's history – were named to the 2008 Southeastern Conference Academic Honor Roll. The 2008 team's cumulative GPA for the spring

semester was 2.89, the highest figure in LSU Baseball history, and the cumulative GPA for the entire 2007-08 academic year was 2.83, also the highest ever recorded by the baseball program.

Seven LSU players were selected in the 2008 Major League Baseball first-year player draft, representing the most since eight Tigers were taken in the 2001 draft.

Building the LSU Foundation

It is Mainieri's goal to finish his collegiate baseball career in the same place it began 38 years ago. He earned a letter in 1976 as a freshman outfielder at LSU, where he also met his future wife, Karen, then a Fighting Tiger cheerleader. He completed his playing career at the University of New Orleans, and, after enjoying great success as a head coach at St. Thomas (Fla.) University, the Air Force Academy and Notre Dame, Mainieri returned to Baton Rouge for the 2007 season eager to enhance the Fighting Tigers' storied tradition.

Mainieri and his staff laid the foundation for the future of the LSU program during the '07 season, as the Tigers posted a 29-26-1 overall mark. Despite its inexperience – the Tigers often featured four true freshmen in the batting order



National Champs

Mainieri celebrates LSU's 2009 national championship on the Rosenblatt Stadium field with his wife, Karen.



7th Inning at Wrigley

Mainieri sang "Take Me Out to the Ball Game" at Wrigley Field on July 26, 2009 during the Chicago Cubs' game with the Cincinnati Reds.



Mainieri Field

St. Thomas University in Miami honored Paul Mainieri in March 2013 by naming its new baseball facility Paul Demie Mainieri Field. LSU played a game in Baton Rouge on the night of the ceremony, so Mainieri was represented by his dad, Demie.

AT BAT	BALL	STRIKE	OUT	I/E			
	0	0	0				
1 2 3 4 5 6 7 8 9 10	RUNS			HITS	ERR		
LSU	3	10	005	0	11	12	0
TEXAS	002	020	000	4	9		1

Paul Mainieri addresses the fans at the 2009 National Championship celebration in Alex Box Stadium.



– LSU was in contention for an NCAA Tournament bid through the final weekend of the regular season.

The '07 Tigers won four SEC series over Top 25 teams, as LSU posted series victories over No. 3 Arkansas, No. 13 Ole Miss, No. 15 Mississippi State (a 2007 CWS participant) and No. 25 Alabama.

LSU was led by junior right-hander Jared Bradford, a second-team All-SEC selection who posted either a win or a save in 10 of the Tigers' 12 SEC victories. Outfielder Blake Dean and catcher Sean Ochinko each received Freshman All-SEC recognition for their outstanding rookie seasons.

At Notre Dame (1995-2006)

Mainieri established an unparalleled standard of excellence during his tenure at Notre Dame (1995-2006), leading his teams to 11 40-win seasons, nine conference titles, nine NCAA Regional appearances and a berth in the 2002 College World Series, marking the school's first CWS trip since 1957.

Mainieri led to Notre Dame to an NCAA Regional in every season from 1999-2006, making the Irish one of 10 teams to appear in every NCAA Tournament in that eight-year span – the others were Miami, Texas, Rice, Cal State Fullerton, Florida State, Stanford, Clemson, Tulane and Oral Roberts. Notre Dame also joined six other schools (LSU, Miami, Rice, South Carolina, Stanford and Texas) as the only programs to reach an NCAA Regional final every season from 2000-05.

Sixty of Mainieri's Notre Dame players were drafted or signed free-agent contracts, and 19 were selected in the first 10 rounds of the Major League draft. His Irish players also combined for 14 All-America and 10 Academic All-America seasons.

Mainieri's Notre Dame teams combined for a 100-percent graduation rate (71 of 71) among

players who completed their eligibility. Twelve players who signed professionally after their junior year returned to Notre Dame to complete their degree requirements.

Notre Dame was the only Division I baseball program to produce Academic All-Americans each year from 2000-04, with two honored every season from 2000-03. The 2006 squad combined for an impressive 3.28 team GPA during the spring semester.

Notre Dame was one of just four schools from 1998-2001 that produced two pitchers – Brad Lidge ('98, Houston Astros) and Aaron Heilman ('02, New York Mets) – who were drafted in the first round, with both players advancing to the Major Leagues. Mainieri and his staff consistently have molded players into top prospects, as Lidge was just a 42nd-round pick out of high school while Heilman was a 54th-round pick.

Seven of Mainieri's former Notre Dame players have reached the Major League level, including six pitchers – Brad Lidge (Astros/Phillies/Nationals), Aaron Heilman (Mets/Cubs/Diamondbacks), Jeff Samardzija (Cubs), Jeff Manship (Twins), John Axford (Brewers/Cardinals) and Christian Parker (Yankees). Former Irish infielder Matt Macri (Twins) made his big league debut in 2008.

Eight other Irish players developed into high draft picks despite going undrafted as prep players: pitchers Tim Kalita (7th round in '99), Danny Tamayo (10th round, '01), J.P. Gagne (13th round, '03) and Jeff Samardzija (5th round, '06), shortstop Alec Porzel (13th round, '01), centerfielder Steve Stanley (2nd round, '02), first baseman Craig Cooper (7th round, '06), and pitcher Kyle Weiland (3rd round in 2008).

In the Mainieri era, nine of 13 Irish players who were drafted out of high school went on to be drafted in a higher round at Notre Dame while 24 who were undrafted as prep players went on to be drafted as members of the Irish program.

The 12 years of the Mainieri era at Notre

Mainieri Proteges

Paul Mainieri's influence extends throughout the game of baseball, as several of his former assistant coaches and players presently work as coaches or administrators:



Virginia Coach Brian O'Connor

Former Assistant Coaches

Brian O'Connor	Head Coach, Virginia
Terry Rooney	Head Coach, Central Florida
Cory Mee	Head Coach, Toledo
Cliff Godwin	Asst. Coach, Ole Miss
Eric Campbell	General Manager, Team USA
Al Avila	Asst. General Manager, Detroit Tigers

Former Players

Mike Kazlausky	Head Coach, United States Air Force Academy
Marty Smith	Head Coach, Central Florida CC
Rick Hitt	Head Coach, South Florida CC
Javi Sanchez	Hitting Coach/Recruiting Coordinator, LSU
Will Davis	Asst. Coach, LSU
Nolan Cain	Coordinator of Operations, LSU
Eddie Smith	Head Coach, Lower Columbia College
John Corbin	Asst. Coach, Bradley
Ryan Connolly	Asst. Coach, Oklahoma
Brant Ust	Director, USA Baseball 18U Team

"Coach Mainieri knows the game but he knows his players even better. He knows how to manage players extremely well - knowing who he has to push harder and who he needs to give space, always getting the best out of his players. His door was always open and he was willing to listen to whatever was on your mind - all while treating everyone with the respect they deserved and caring about the person and his life, not just the player."

- AARON HEILMAN, MAJOR LEAGUE PITCHER; NOTRE DAME PITCHER (1998-2001)

Dame include over 80 noteworthy players who have gone on to distinguish themselves after their Irish careers. Among that group are: seven players who have reached the Major Leagues; nearly 50 current and former pro players; nine lawyers/law-school students; five medical/dental-school students; seven others who have received a master's degree including two MBAs); three engineers; five involved in medical sales; 11 college/high school coaches; three teachers; three commodities brokers; a sports agent; a contractor; and a town mayor - plus others who are involved in areas such as youth services, accounting, sales, athletic administration, technology, advertising, graphic design, banking and consulting.

In 12 seasons of Big East Conference play, the Irish won more league games (192-67-2, .740) than any other team in the conference. Mainieri owns the top career Big East winning percentage (.740) in the history of the league and four of his teams posted 20-plus wins in Big East play.

Mainieri was voted in 2005 to the position of the ABCA's chair of the Division I Baseball Coaches - which he held for three years. He was also a member of the ABCA executive committee.

Mainieri served on the NCAA Division I Baseball Issues Committee, and he was a member of the NCAA Academic Enhancement Working Group.

Mainieri established in 2002 the Opening Night Dinner at Notre Dame, an event that he continues to hold each year at LSU. The event, now known as the First Pitch Banquet,

has featured an impressive lineup of keynote speakers: Hall of Fame manager Tommy Lasorda, former Chicago Cubs GM Jim Hendry, award-winning author and lifelong baseball fan John Grisham, legendary baseball pitcher Roger Clemens and former Notre Dame football coach Charlie Weis.

Mainieri's Early Years

A former Chicago White Sox farmhand, Mainieri was the first civilian baseball coach at Air Force and averaged 26 wins in six seasons (1989-'94) for a program that averaged just 15 wins in the six previous years. He is the only Air Force baseball coach to post six straight 20-win seasons and his 1994 squad led the nation in hitting (.360), slugging (.623) and triples (0.76 per game).

Mainieri guided the 1993 Air Force team to its first winning season in nearly a decade (28-22), with a school-record 21 wins at home. He coached three All-Americans, two Freshman All-Americans and two Academic All-Americans with the Falcons.

Mainieri coached six seasons at St. Thomas University in Miami, Fla. Four of Mainieri's teams at St. Thomas were ranked in the NCAA Division II Top 10 during the season. The 1984 Sunshine State Conference Coach of the Year saw his St. Thomas teams average 30 wins per season (after an average of just 18 wins in the six previous years). St. Thomas named its new baseball facility in Mainieri's honor in March 2013.

Fifteen of Mainieri's St. Thomas players

entered pro baseball, with Joe Klink, Dane Johnson and Dan Rohrmeier each going on to appear on Major League rosters. Klink played with the 1987 Minnesota Twins and 1989 Oakland A's World Series championship teams while also pitching with the Florida Marlins in 1994.

Mainieri's coaching career began at his alma mater, Columbus High School in Miami, where he served as assistant baseball and football coach for three years before taking over at St. Thomas in the fall of 1982. He also spent the final three years at St. Thomas as director of athletics.

Mainieri was inducted into the Columbus High School Sports Hall of Fame in October 2009.

A four-year letterwinner in college, Mainieri played one season at LSU, one season for his father, legendary JUCO coach Demie Mainieri, at Miami-Dade North Community College, and two seasons at the University of New Orleans. The second baseman helped the Privateers win two Sun Belt Conference titles and advance to the 1979 NCAA Tournament during his senior season.

After completing his undergraduate degree requirements at Florida International (1980), Mainieri played two minor-league seasons before earning a master's in sports administration from St. Thomas in 1982.

Born August 29, 1957, in Morgantown, W.Va., Mainieri and his wife Karen have four children: Nicholas (30), Alexandra (29), Samantha (27) and Thomas (19).

Samantha gave birth in January 2011 to son Holden Brooks Roth, the Mainieris' first grandchild.

Mainieri Coaching Record

YEAR	SCHOOL	RECORD	PCT.	NOTES/HONORS
------	--------	--------	------	--------------

1983	St. Thomas (Fla.)	19-25-1	.445	
1984	St. Thomas (Fla.)	37-14	.725	Set school record for wins, Sunshine State Conference Coach of Year
1985	St. Thomas (Fla.)	31-21	.596	
1986	St. Thomas (Fla.)	23-24	.489	
1987	St. Thomas (Fla.)	35-21	.625	Led nation with .340 team batting avg.
1988	St. Thomas (Fla.)	33-16-1	.670	
St. Thomas Totals (6 years)		179-121-2	.596	Winningest coach in St. Thomas history at the conclusion of his tenure

1989	Air Force	27-27	.500	Set school records for Western Athletic Conference wins (13)
1990	Air Force	26-34	.433	
1991	Air Force	22-27	.449	
1992	Air Force	23-24	.489	
1993	Air Force	28-22	.560	Team led nation in triples, second-most wins in team history, best AFA record since '82
1994	Air Force	26-24	.520	Team led nation with .360 batting average
Air Force Totals (6 years)		152-158	.490	Second-winningest coach in Air Force history

1995	Notre Dame	40-21	.656	Midwestern Collegiate Conf. Western Div. champs, most wins by first-year ND coach
1996	Notre Dame	44-18	.710	Participated in NCAA South I Regional (Tuscaloosa, Ala.)
1997	Notre Dame	41-19	.683	BIG EAST National Division champions, top winning percentage (15-6) in Big East
1998	Notre Dame	41-17	.707	Notre Dame's 10th straight 40-win season; Irish finish 12th in nation for team ERA
1999	Notre Dame	43-18	.705	National Coach of the Year (CBI); BIG EAST regular-season champ (20-5); NCAA host
2000	Notre Dame	46-18	.719	Reached title game of NCAA Starkville Regional; fourth-most wins in school history
2001	Notre Dame	49-13-1	.786	Big East/Midwest Region Coach of the Year; #1 ranking; Big East champs; NCAA host
2002	Notre Dame	50-18	.735	Midwest Region Coach of the Year; Big East champs; College World Series participant
2003	Notre Dame	45-18	.714	First Big East Tournament repeat champion since 1986; NCAA Regional participant
2004	Notre Dame	51-12	.809	First team to win three straight BIG EAST Tournament titles; NCAA Regional participant; school-record win total for 3rd time in 4 years
2005	Notre Dame	38-24-1	.611	Extended unprecedented run of Big East Tournament titles to 4; NCAA Regional finalist
2006	Notre Dame	45-17-1	.722	ABCA Midwest Region Coach of the year; extended unprecedented run of Big East Tournament titles to 5; NCAA Regional participant; Big East regular-season champs; set ND record with 23-game win streak (nation's longest in '06)
UND Totals (12 Years)		533-213-3	.714	60 of Mainieri's ND players were drafted or signed professional free-agent contracts during his tenure

2007	LSU	29-26-1	.527	LSU wins four SEC series against Top 25 teams
2008	LSU	49-19-1	.717	LSU wins SEC West and SEC Tournament; advances to CWS for first time since '04; No. 6 final national ranking
2009	LSU	56-17	.767	LSU wins College World Series title for first time since 2000; Tigers also claim SEC regular season and tournament crowns
2010	LSU	41-22	.651	LSU wins third consecutive SEC Tournament title and participates in NCAA Los Angeles Regional
2011	LSU	36-20	.643	LSU wins 12 of final 15 games and posts a 23-3 mark in non-conference action
2012	LSU	47-18	.723	LSU wins 2012 SEC championship and earns No. 7 National Seed for NCAA Tournament
2013	LSU	57-11	.838	LSU earns berth to 2013 College World Series; finishes season No. 5 in Baseball America rankings
LSU Totals (7 Years)		315-133-2	.702	LSU enters 2014 season ranked No. 3 in the Collegiate Baseball newspaper preseason poll

31-year Head Coaching Record: 1179-625-7 (.653)



“Paul’s strong baseball pedigree is one of his most admirable and valuable traits. He has Louisiana roots. He played at LSU and at UNO. He understands our culture and he appreciates the nuances of our people.”

- SKIP BERTMAN,
FORMER LSU ATHLETICS DIRECTOR
AND HALL OF FAME COACH

Mainieri Records vs. Opponents

TEAM	WINS	LOSSES	TIE
Air Force	5	0	0
Akron	1	0	0
Alabama	21	7	0
Alcorn State	5	0	0
Appalachian State	1	2	0
Arizona	2	2	0
Arizona State	1	2	0
Arkansas	17	9	0
Arkansas Little-Rock	1	0	0
Army	8	3	0
Auburn	13	8	0
Ball State	3	4	0
Baylor	1	2	0
Binghamton	1	0	0
Boston College	23	7	0
Bowling Green	9	2	0
Brown	4	0	0
Butler	7	0	0
BYU	5	22	0
Cal State Fullerton	3	4	0
Cameron (OK)	1	0	0
Centenary	6	0	0
Central Florida	8	2	0
Central Michigan	8	4	0
Chicago	1	0	0
Chicago State	11	1	0
Christian Brothers	2	0	0
Cincinnati	4	0	0
Cleveland State	7	1	0
College of Charleston	0	1	0
College of Southwest	4	2	0
Colorado College	19	0	0
Colorado Mines	2	1	0
Colorado State	9	6	0
Connecticut	19	6	1
Creighton	8	7	0
Dallas	1	0	0
Dartmouth	3	0	0
Dayton	3	2	0
Denver	8	2	0
Detroit	8	0	0
Dominican College	1	0	0
Duke	1	1	0
Duquesne	7	0	0
Eastern Illinois	4	0	0
Eastern Michigan	1	1	0
Evansville	1	1	0
Fairfield	1	0	0
Florida	10	13	0
Florida A&M	2	0	0
Florida Atlantic	2	0	0
Florida International	1	8	0
Florida Memorial	4	0	0
Florida State	3	1	0
Fort Hays State	1	1	0
Fresno State	1	0	0
George Washington	1	0	0
Georgetown	30	3	0
Georgia	10	7	1
Georgia Tech	0	2	0
Grambling State	3	0	0
Harvard	2	0	0
Hawaii	4	11	0
Hillsdale	2	0	0
Holy Cross	3	0	0
Illinois	6	3	0
Illinois-Chicago	4	1	0
Indiana	5	1	0
IUPUI	5	0	0

TEAM	WINS	LOSSES	TIE
Indiana State	2	1	0
Indiana Tech	4	1	0
Indianapolis	2	0	0
Iowa	4	1	0
IPFW	3	0	0
Jackson State	1	0	0
Jacksonville	0	1	0
James Madison	1	0	0
Kansas	1	2	0
Kent State	1	1	0
Kentucky	12	8	1
Lamar	2	0	0
Lewis and Clark State	1	0	0
Lipscomb	1	2	0
Long Beach State	1	1	0
Louisiana College	1	0	0
Louisiana-Lafayette	6	2	0
Louisiana-Monroe	2	0	0
Louisville	2	2	0
Loyola (LA)	3	0	0
Manchester	6	0	0
Maryland	3	0	0
McNeese State	8	0	0
Memphis	2	5	0
Merchant Marines	3	0	0
Metro State	7	2	0
Miami (FL)	2	6	0
Miami (OH)	1	0	0
Michigan	9	6	0
Michigan State	2	1	0
Minnesota	3	3	0
Mississippi State	18	10	0
Mississippi Valley State	4	0	0
Missouri	4	1	0
Navy	8	2	1
Nebraska	1	2	0
Nevada	1	0	0
New Mexico	9	18	0
New Mexico Highlands	5	1	0
New Mexico State	2	6	0
New Orleans	10	10	0
Newman	1	0	0
Nicholls State	8	1	0
North Carolina	1	4	0
North Carolina State	0	1	0
North Florida	1	1	0
Northern Colorado	10	3	0
Northern Illinois	4	2	0
Northern Iowa	7	1	0
Northeastern	2	2	0
Northeastern Illinois	6	2	0
Northwestern	2	4	0
Northwestern State	7	1	0
Notre Dame	0	5	0
Nova (FL)	1	1	0
Oakland (MI)	10	0	0
Ohio State	2	1	0
Oklahoma	2	1	0
Ole Miss	14	11	0
Oral Roberts	2	1	0
Oregon State	2	0	0
University of the Pacific	1	0	0
Penn State	5	2	0
Pepperdine	3	0	0
Pittsburgh	21	8	0
Portland	1	0	0
Princeton	2	1	0
Providence	7	2	0
Purdue	8	2	0

TEAM	WINS	LOSSES	TIE
Regis	2	1	0
Rhodes College	1	0	0
Rice	4	0	0
Rochester	1	0	0
Rutgers	23	14	0
Sacred Heart	3	0	0
St. John's	20	11	0
St. Mary's (Calif.)	3	0	0
St. Mary's (Texas)	1	0	0
St. Norbert's	2	0	0
St. Thomas	1	2	0
Sam Houston State	2	0	0
San Diego	1	3	0
San Diego State	2	15	0
San Francisco	2	1	0
Seton Hall	22	9	0
Siena Heights	2	0	0
South Alabama	1	0	0
South Carolina	11	6	0
South Connecticut	1	0	0
South Dakota State	0	1	0
South Florida	4	1	0
Southeastern Louisiana	7	1	0
Southern	8	0	0
Southern California	3	2	0
Southern Colorado	2	0	0
Southern Illinois	9	2	0
Southern Miss	8	1	0
Southern Utah	1	0	0
Southwest Missouri State	2	0	0
(Southwest) Texas State	2	1	0
Stanford	0	2	0
Stephen F. Austin	1	0	0
Stetson	4	4	0
Stony Brook	1	2	0
Tennessee	8	7	0
Texas	2	2	0
Texas A&M	3	3	0
Texas Christian	0	1	0
Texas-Pan American	4	4	0
Texas-San Antonio	2	3	0
Texas Southern	1	0	0
Texas Tech	2	1	0
Toledo	10	0	0
Tulane	12	4	0
UC Irvine	4	2	0
UCLA	0	2	0
UC Santa Barbara	1	0	0
Utah	6	19	0
Valparaiso	12	1	0
Vanderbilt	7	11	0
Villanova	28	5	1
Virginia	2	1	0
Virginia Tech	6	6	0
Wake Forest	5	0	0
Washington	5	2	0
Washington State	1	0	0
West Virginia	23	10	0
Western Michigan	8	2	0
Western New Mexico	2	1	0
William & Mary	3	0	0
Winthrop	1	0	0
Wisconsin-Milwaukee	7	3	0
Wright State	1	3	0
Wyoming	10	15	0
Xavier	1	0	0
Yale	0	1	0



#34 | PITCHING COACH

ALAN Dunn



Alan Dunn, the former minor league pitching coordinator for the Baltimore Orioles, was hired in June 2011 as pitching coach for the LSU baseball program. Dunn, who has 22 years of experience as a pitching coach on the professional level, has coached over 25 pitchers that have advanced to Major League Baseball.

Last season, Dunn directed an LSU pitching staff that posted a 2.40 ERA, which ranked second in the SEC and No. 3 in the nation. The Tigers were also No. 2 in the league in opponent batting average (.218) and No. 3 in the conference in strikeouts (506). LSU sophomore right-hander Aaron Nola flourished under Dunn's tutelage, earning 2013 first-team all-America and SEC Pitcher of the Year honors with a 12-1 mark, a 1.57 ERA and a league-best 122 strikeouts.

Four members of the 2013 LSU staff were selected in the first 14 rounds of the MLB Draft, including second-rounder Ryan Eades by the Minnesota Twins.

In 2012, Dunn coached LSU first-team all-American Kevin Gausman, who led the SEC in wins (12) and strikeouts (135). Gausman was the No. 4 overall selection in the 2012 MLB Draft by the Orioles. As a staff, the Tigers were No. 1 in the league in strikeouts with 573.

Prior to arriving at LSU, Dunn spent three full seasons and the end of 2007 as Baltimore's major league bullpen coach before becoming the Orioles' minor league pitching coordinator prior to the 2011 season.

Dunn was in his 15th season in the Chicago Cubs organization and his first as minor league pitching coordinator when he was hired in August, 2007 by Orioles manager Dave Trembley. Dunn served as pitching coach at every level from Class A to AAA in his 15 years with the Cubs.

Dunn joined the Cubs in 1992 as a scout before becoming the pitching coach in 1993 for the team's Class A affiliate in Geneva N.Y. He then moved on to other Class

A clubs at Peoria, Ill. (1994), Rockford, Ill. (1995-96) and Daytona, Fla. (1997). Dunn served as pitching coach for the AA West Tennessee Diamond Jaxx from 1998 through 2005, where his pitching staffs finished first or second in the Southern League in ERA three times.

Dunn helped lead the Diamond Jaxx to the 2000 Southern League championship, and he coached the only three staffs in Southern League history to record 1,100 strikeouts in a single season. He also coached three individual Southern League ERA champions in 1991, 2000 and 2001.

He was the pitching coach at AAA Iowa in 2006 before becoming the Cubs' minor league pitching coordinator in 2007.

Dunn pitched professionally for two years in the Detroit Tigers farm system. He was the Tigers' fourth-round selection (95th player overall) in the 1983 MLB Draft out of the University of Alabama, where he played for the Crimson Tide's '83 College World Series runners-up team.

He worked as an assistant coach at Vanderbilt in 1991 and 1992 prior to beginning his coaching career at the pro level.

Dunn earned a bachelor's of science degree in physical education from UAB in 1991. He and his wife, Jay, have two children - a son, Davis, and a daughter, Bailey.

2013 MLB Pitchers Coached by Alan Dunn

- David Aardsma - Mets
- Scott Downs - Angels/Braves
- Kyle Farnsworth - Rays/Pirates
- Carlos Marmol - Dodgers/Cubs
- Sean Marshall - Reds
- Ricky Nolasco - Marlins/Dodgers

The Dunn File

Year at LSU:	Third
Birthdate:	November 19, 1961
Hometown:	Gadsden, Ala.
Wife:	Jay
Children:	Davis, Bailey
Alma Mater:	UAB, 1991

Playing Career

1981-83	Alabama
1983-84	Detroit Tigers and New York Mets affiliates

Coaching Experience

2012-	LSU (pitching coach)
2011	Baltimore Orioles Minor League Pitching Coordinator
2007-2010	Baltimore Orioles Bullpen Coach
2007	Chicago Cubs Minor League Pitching Coordinator
2006	Pitching Coach, Iowa Cubs, Pacific Coast League, AAA (Cubs)
1998-2005	Pitching Coach, West Tennessee Diamond Jaxx, Southern League, AA (Cubs)
1997	Pitching Coach, Daytona Cubs, Florida State League, A (Cubs)
1995-96	Pitching Coach, Rockford Cubbies, Midwest League, A (Cubs)
1994	Pitching Coach, Peoria Chiefs, Midwest League, A (Cubs)
1993	Pitching Coach, Geneva Cubs, New York-Penn League, A (Cubs)
1991-92	Assistant Coach, Vanderbilt



Alan and Jay Dunn with daughter Bailey and son Davis.



#43 | HITTING COACH
RECRUITING COORDINATOR

JAVI Sanchez



(.47), on-base percentage (.389) and slugging percentage (.432). Senior first baseman Mason Katz, a fourth-round draft choice by the St. Louis Cardinals, earned first-team all-America recognition and led the SEC with 16 homers and 70 RBI, and shortstop Alex Bregman was named the National Freshman of the Year, SEC Freshman of the Year and the Brooks Wallace Award winner while finishing third in the nation with 104 hits.

Sanchez coached the nation's leading hitter in 2012, as outfielder Raph Rhymes batted .431 and earned first-team all-America and SEC Player of the Year honors. The 2012 LSU lineup tutored by Sanchez led the SEC in runs scored (397) and RBI (368).

Sanchez coached an LSU lineup in 2011 that finished in the Top 5 in the SEC in nine different offensive categories, including runs scored (388, No. 2) and batting average (.303, No. 3). Outfielder Mikie Mahtook flourished under Sanchez's tutelage, earning first-team All-America honors before being selected in the first round of the 2011 MLB Draft by Tampa Bay.

Three of Sanchez's hitters were selected in the first eight rounds of the 2010 MLB Draft - catcher Micah Gibbs (3rd round), outfielder Leon Landry (3rd round) and first baseman Blake Dean (8th round). The 2010 Tigers appeared in the Top 5 of 12 different SEC offensive categories.

Sanchez worked behind the plate for three seasons with Gibbs, a 2010 All-America selection, a 2009 ABCA Gold Glove winner and the starting catcher for the 2008 United States National Team.

Sanchez supervised an LSU lineup in 2009 that produced some of the best offensive numbers in Fighting Tiger history. LSU finished the season No. 2 in the nation in hits (783) and No. 3 in runs (575). The Tigers were also fourth in the nation in walks (350) and eighth in home runs (107).

The 2009 Tigers were No. 1 in the SEC in hits, runs, walks, total bases (1284), RBI (532), doubles (142), triples (19) and stolen bases (114). LSU led the league in hits for the first time since 2004.

Sanchez supervised the development of five players selected in the first 11 rounds of the 2009 MLB Draft - OF Jared Mitchell (1st round), 2B DJ LeMahieu (2nd round), INF Ryan Schimpf (5th round), OF Blake Dean (10th round) and INF/C Sean Ochsino (11th round).

Under Sanchez's direction, the Tiger base runners swiped 114 bases in 2009, marking the most steals by an LSU squad since 1994 (116 steals).

Sanchez came to LSU as volunteer coach in July

2007 after playing four seasons of minor league baseball in the Minnesota Twins organization. He was the Twins' 14th-round draft choice in 2004 as a catcher after playing four seasons (2001-04) under Paul Mainieri at Notre Dame.

Sanchez, a Miami, Fla. native, helped lead the Irish to the 2002 College World Series as Notre Dame's starting shortstop, batting .281 with seven doubles, three triples, five homers, 29 RBI and 50 runs. A second baseman in high school, he was moved to shortstop early in the '02 season after injuries sidelined two other Irish infielders.

Sanchez played the final two seasons of his collegiate career as Notre Dame's starting catcher, earning 2003 Big East Tournament MVP honors. He was also voted to the 2003 NCAA Fullerton Regional all-tournament team.

Sanchez earned third-team all-Big East honors in 2004 while also serving as one of Notre Dame's three team captains.

Sanchez, who owns a business management degree from Notre Dame, completed his pro baseball career in June 2007 with the Fort Myers Miracle, the Twins' Single-A affiliate.



Javi and Michelle Sanchez with daughter Valentina



The Sanchez File

Year at LSU:	Seventh
Birthdate:	November 8, 1981
Hometown:	Miami, Fla.
Wife:	Michelle (married Dec. 11, 2010)
Child:	Valentina (born November 2012)
Education:	Notre Dame, 2004 B.S. in business management

Playing Career

2001-04	Notre Dame
2004-07	Minnesota Twins affiliates

Coaching Career

2009-	LSU (hitting coach)
2008	LSU (volunteer coach)

Javi Sanchez enters his seventh season at LSU after helping lead the Tigers to the 2009 national championship, three College World Series appearances, two SEC championships and four SEC Tournament titles in the past six seasons. Sanchez worked as LSU's volunteer coach during the 2008 season, and he was promoted to full-time assistant coach on June 26, 2008.

Sanchez serves as the Tigers' hitting coach and recruiting coordinator while supervising the baserunning and working extensively with the LSU catchers. He is the Tigers' third-base coach during games.

Sanchez guided an LSU lineup in 2013 that led the SEC in hits (722), doubles (128) and total bases (1,023). The Tigers were also No. 2 in the league in batting average (.305), runs scored (439), RBI (394), home runs



Javi Sanchez played four seasons in the Minnesota Twins organization.



#52 | ASSISTANT COACH

WILL Davis

The Davis File

Year at LSU:	Seventh
Birthdate:	May 29, 1984
Hometown:	Baton Rouge, La.
Education:	LSU, 2007 B.A. in secondary education LSU, 2010 Master's in kinesiology

Playing Career

2004-07 LSU

Coaching Career

2009-	LSU (volunteer coach)
2008	LSU (coordinator of baseball operations)



Will Davis, a four-year (2004-07) LSU letterman as a catcher, enters his seventh season on the coaching staff after helping lead the Tigers to the 2009 national title, three College World Series appearances, two SEC championships and four SEC Tournament titles in the past six seasons.

He was promoted to volunteer coach in June 2008 after serving one season as coordinator of baseball operations.

Davis, a Baton Rouge native, coaches the LSU outfielders, and he serves as director of the Paul Mainieri/LSU Baseball Camps. He also works as the staff liaison to the LSU baseball Coaches' Committee (booster club) and as the staff liaison to all former LSU baseball players.

The 2013 LSU outfield under Davis' tutelage played remarkable defense, committing just one error in 68 games.

Davis coached first-team all-American Raph Rhymes, who led the NCAA in hitting in 2012 with a

.431 average and was named first-team all-SEC in both 2012 and 2013. Davis coached in 2012 all-SEC performer Mason Katz, who launched a team-best 13 home runs as the Tigers claimed the league title. Katz was the fourth-round selection of the St. Louis Cardinals in the 2013 MLB Draft.

Davis supervised the development in 2011 of first-team All-American Mikie Mahtook, the first-round MLB Draft selection of the Tampa Bay Rays. Other prominent Davis pupils include outfielder Leon Landry, the third-round draft selection of the Los Angeles Dodgers in 2010 and outfielder Jared Mitchell, the 2009 first-round draft choice of the Chicago White Sox.

Davis, who earned a secondary education degree from LSU in 2007, was a two-time member of the Southeastern Conference Academic Honor Roll. He earned an LSU master's degree in kinesiology in May 2010.

Davis' father, Randy, was an LSU graduate assistant coach under Skip Bertman from 1988-90, helping lead the Tigers to College World Series appearances in 1989 and 1990. Randy Davis later served as an assistant coach at South Carolina and as head coach at Louisiana Tech.



NOLAN Cain

COORDINATOR OF BASEBALL OPERATIONS

Former LSU pitcher Nolan Cain was named the Tigers' Coordinator of Baseball Operations in September 2013.

Cain, a reliever on LSU's 2009 national championship team, replaced Ross Brezovsky, who accepted a position with the Wilson-DeMarini sporting goods company in Chicago.

Cain handles a number of responsibilities with the baseball program, including team travel, budgeting and community relations.

Cain, native of Cantonment, Fla., made 73 career relief appearances for the Tigers in four seasons (2006-09). The right-hander was a physical presence on the mound with solid fastball and an excellent breaking pitch. He received his LSU degree in May 2009 and pitched in the minor leagues after signing a free agent contract with the Detroit Tigers in June 2009.

Cain helped lead LSU to the '09 national title, making 19 appearances on the mound while recording a 5-0 mark and a 4.01 ERA in 33.2 innings with 10 walks and 38 strikeouts. He provided an excellent relief outing in Game 2 of the College World Series Finals versus Texas, firing 3.1 shutout innings with four strikeouts.

Cain and his wife, the former Kristen Hobbs, have one son, Cason.

The Cain File

Year at LSU:	First
Birthdate:	January 2, 1986
Hometown:	Cantonment, Fla.
Wife:	Kristen
Child:	Cason (born Nov. 6, 2012)
Education:	LSU, 2009 B.A. in interdisciplinary studies

Playing Career

2006-09	LSU
2009	Detroit Tigers farm system

Coaching Career

2013-LSU (coordinator of baseball operations)



ALEX Edward

UNDERGRADUATE ASSISTANT COACH

Former LSU outfielder Alex Edward joins the coaching staff this season as an undergraduate assistant as he completes his bachelor's degree requirements.

Edward, a Baton Rouge native, was a four-year letterman (2010-13) for the Tigers, helping LSU advance to the College World Series in 2013. During Edward's career, the Tigers captured two NCAA Regional titles, one NCAA Super Regional crown, one SEC regular-season championship, two SEC Tournament titles and two SEC Western Division championships.

Edward played in 134 career games at LSU with 95 starts. He hit .277 over four seasons with 20 doubles, two triples, four homers and 56 RBI.



CORY Couture
ASSOCIATE ATHLETIC TRAINER

The Couture File

Appointed at LSU: January 2014
 Birthdate: February 16, 1982
 Hometown: Patterson, La.
 Wife: Ana
 High School: Patterson HS
 College: LSU, 2004
 Postgraduate: Florida State, 2006

Cory Couture is in his first season as the LSU Baseball Athletic Trainer after serving two years as an assistant athletic trainer on the Florida State sports medicine staff.

Prior to arriving at Florida State, Couture served as head athletic trainer at Loyola University in New Orleans for four years. Before moving to New Orleans, he completed a year internship with the Carolina Panthers of the NFL.

Couture graduated from Florida State in 2006 with a master's degree in sports administration. While pursuing his degree, he also worked as a graduate assistant for two years with the FSU football team.

Couture received his bachelor's degree in kinesiology/athletic training from LSU. During his time as an undergraduate student, he spent four years working in the LSU Athletic Training Program as an athletic training student. Couture also worked two preseason internships with the Tampa Bay Buccaneers.

A native of Patterson, La., Couture and his wife Ana were married in July of 2011.



JEREMY Phillips
ASSISTANT STRENGTH & CONDITIONING COORDINATOR

The Phillips File

Appointed at LSU: October 2006
 Birthdate: April 10, 1981
 Hometown: Watkinsville, Ga.
 Wife: Katie
 Children: Jarret Marshall and Jase Michael (born Sept. 24, 2013)
 High School: Oconee County HS
 College: Georgia Tech, 2004
 Postgraduate: Georgia State, 2006

Jeremy Phillips is in his sixth season as a member of the LSU strength and conditioning staff, first arriving in Baton Rouge in October 2006. He left Baton Rouge in the summer of 2009 to pursue another professional opportunity, and he re-joined the LSU staff in the fall of 2011.

He supervises the strength and conditioning regimen of the LSU baseball program, and he also works with the Fighting Tiger football squad.

As the baseball strength coach, Phillips has worked with the 2009 National Championship team, three Super Regional champions, four Regional champions, two SEC champions, four SEC Western Division champions and three league tournament champions. He also worked with LSU's 2007 football National Champions, and he has been a part of two SEC football championship squads.

Phillips, an offensive tackle at Georgia Tech from 2000-03, came to LSU from the University of Georgia, where he assisted with coordination of the football strength and conditioning program.

Prior to working at Georgia, he served as an assistant at Georgia Tech (2003-06), where implemented the football strength and conditioning program while also serving as an assistant offensive line coach.

Phillips received a bachelor's degree in management from Georgia Tech in 2004, and he earned a master's degree in exercise science from Georgia State in 2006.

He collaborated with three other authors to produce an article published in Strength and Conditioning Research Journal entitled "Metabolic and thermoregulatory responses to a simulated football practice in the heat."



Bill Franques
PUBLICIST/STADIUM
ANNOUNCER



Becca Hubbard
ACADEMIC SUPERVISOR



Virginia Robertson
SECRETARY



Eric Fasbender
GROUNDSKEEPER



Martin Volz
GROUNDSKEEPER



Shay Dubois
EQUIPMENT MANAGER



Andre Legrand
EQUIPMENT MANAGER



Paul Marcello
EQUIPMENT MANAGER



Spencer Lightfoot
EQUIPMENT MANAGER



Tanner Watson
EQUIPMENT
MANAGER



Evan Tageant
EQUIPMENT MANAGER



Laura McKowen
STUDENT TRAINER



Josh Walker
STUDENT TRAINER



Kelsey Schexnayder
STUDENT SECRETARY



Andrea Paulson
STUDENT SECRETARY

2013 Season Notebook

Highlights

LSU No. 5 in Final Rankings

LSU was No. 5 in the final Baseball America magazine rankings, marking the Tigers' fourth Top 10 finish in the past six seasons and their second Top 5 finish in the past five years.

The 2013 Tigers tied the SEC record for single-season victories with a 57-11 overall mark, and LSU established a school record with 23 regular-season conference wins.

The Tigers captured the SEC Western Division and SEC Tournament titles, and LSU earned the No. 4 National Seed entering the NCAA Tournament. The Tigers won NCAA Regional and NCAA Super Regional championships and advanced to the College World Series, marking LSU's third CWS appearance in six seasons.

For the first time in school history, LSU produced three first-team All-Americans in one season - senior first baseman Mason Katz, sophomore pitcher Aaron Nola and freshman shortstop Alex Bregman. Nola was voted SEC Pitcher of the Year and Bregman SEC Freshman of the Year by the league coaches.

LSU has produced 26 first-team all-Americans in its history, including eight during the seven-season tenure of coach Paul Mainieri.

Mainieri was a finalist for the Skip Bertman National Coach of the Year award, and a school-record nine Tigers were selected in the 2013 Major League Baseball Draft.

The 2013 Tigers also were undefeated in midweek non-conference games for the second straight season. LSU has won 34 consecutive midweek non-conference games in regular-season play, dating back to a 5-2 loss to Northwestern State on April 12, 2011 in Alex Box Stadium.

Nola Named First-Team All-American, SEC Pitcher of the Year

Sophomore right-hander Aaron Nola, a right-hander from Baton Rouge, was 12-1 in 2013 with a 1.57 ERA, and he recorded 122 strikeouts in 126 innings. He was voted SEC Pitcher of the Year by the league coaches, and he also earned first-team all-America recognition from Collegiate Baseball newspaper and the National Collegiate Baseball Writers Association.

Nola, the winner of the 2013 Corbett Award as Louisiana's top male amateur athlete, was also a finalist for the National Pitcher of the Year Award presented by the College Baseball Hall of Fame Foundation.

He was No. 1 in the SEC in strikeouts with 122; No. 3 in the league in wins (12), No. 2 in opponent batting average (.188) and No. 1 in innings pitched (126.0)

Nola fired a brilliant two-hit shutout

versus Oklahoma in the NCAA Super Regional on June 7, allowing no walks with six strikeouts and becoming just the fourth pitcher in LSU history to fire three shutouts in one season.

He was named to the 2013 NCAA Baton Rouge Regional All-Tournament Team after defeating Sam Houston State on June 1, limiting SHSU to no earned runs on six hits in seven innings with three walks and six strikeouts.

Nola earned his fourth straight complete-game victory when he blanked No. 19 Florida, 5-0, on May 3, becoming the first LSU pitcher to record four consecutive complete-game victories since Mike Sirotko accomplished the feat in 1993.

Katz Leads SEC in Homers and RBI, Earns First-Team All-America Honors

Senior first baseman Mason Katz, a product of Harahan, La., was named a 2013 first-team all-American by the National Collegiate Baseball Writers Association. Katz batted a team-high .370 (90-for-243) with 14 doubles, two triples, 16 homers, 70 RBI and 53 runs. He finished No. 1 in the SEC in RBI (70), No. 1 in homers (16), No. 1 in slugging percentage (.642), No. 2 in total bases (156), No. 3 in on-base percentage (.464), No. 4 in batting average (.370) and No. 4 in hits (90). Katz hit .369 in SEC games with six doubles, one triple, eight homers, 27 RBI and 22 runs.

Katz earned National Player of the Week and SEC Player of the Week recognition twice during the season, and he was voted to the SEC Academic Honor Roll and to the SEC Community Service Team.

Katz finished No. 9 on the LSU career list for doubles (52) and No. 10 in school annals in RBI (180). He played in 206 games with 190 starts during his college career and finished with a .341 batting average, 52 doubles, 33 homers and 180 RBI.

Katz received his LSU degree in sports administration in May 2013.

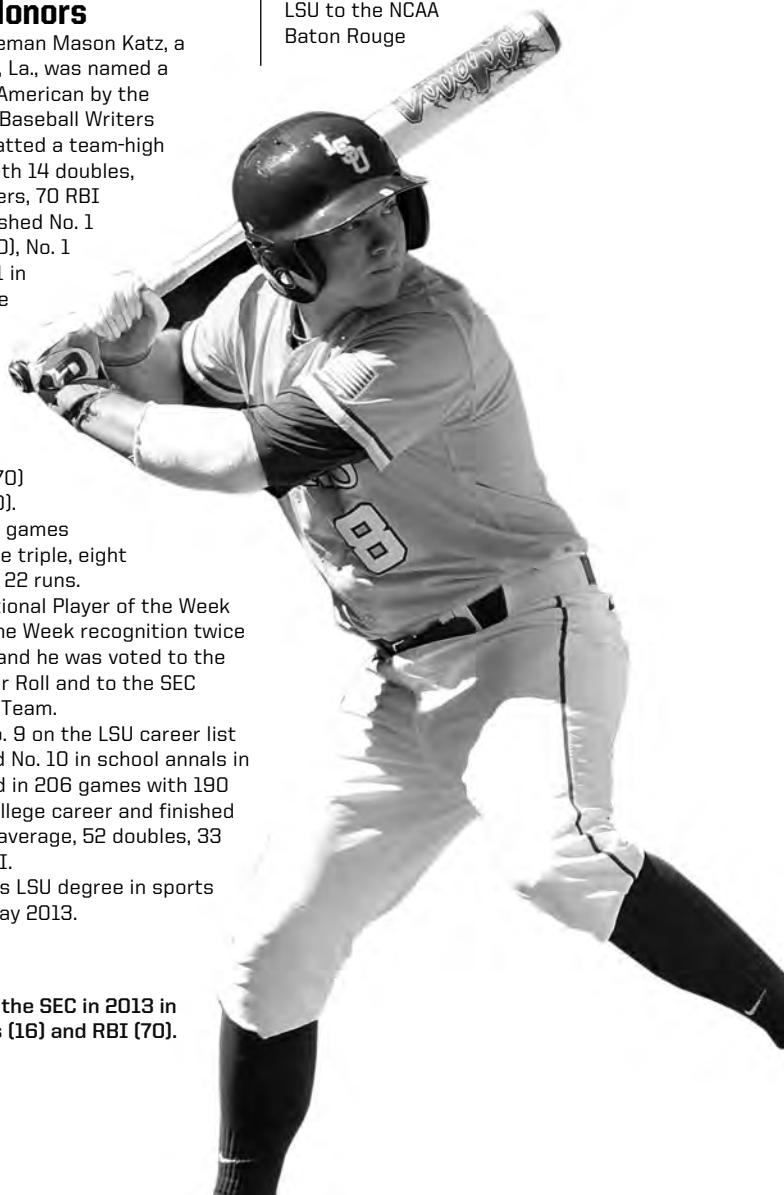
Mason Katz led the SEC in 2013 in homers (16) and RBI (70).

Bregman Named National Freshman of the Year, Wallace Award Winner

Freshman shortstop Alex Bregman, a native of Albuquerque, N.M., was named 2013 National Freshman Player of the Year by Collegiate Baseball magazine and by the National Collegiate Baseball Writers Association.

He also received the Brooks Wallace Award as the National Shortstop of the Year, and he was named a first-team All-American by Baseball America and by the American Baseball Coaches Association.

Bregman batted .369 in 2013 with 18 doubles, seven triples, six homers, 52 RBI, 59 runs and 16 stolen bases. He finished No. 2 in the nation with 104 base hits on the year. Bregman earned the Most Outstanding Player award in leading LSU to the NCAA Baton Rouge





Raph Rhymes recorded a .373 career batting average in three seasons at LSU.



Chris Cotton tied the LSU single-season record for saves with 16.



Ryan Eades was selected in the second round of the MLB Draft by the Minnesota Twins.

Regional title, hitting .545 (6-for-11) in three games with one double, one homer, three RBI and five runs.

Bregman was voted in May as the 2013 SEC Freshman of the Year by the league coaches, and he was also named first-team all-SEC at shortstop. He finished No. 1 in the SEC in triples (7); No. 2 in base hits (104); No. 3 in total bases (154); No. 3 in doubles (18); No. 4 in runs scored (59); No. 4 in slugging percentage (.546); No. 5 in batting average (.369); and No. 5 in RBI (52).

Nine LSU Players Selected by MLB Clubs

A school-record nine members of the 2013 LSU squad were selected in the MLB Draft.

Junior right-hander Ryan Eades was selected in the second round by the Minnesota Twins. Eades was chosen with the 43rd overall pick in the draft. Eades, a native of Slidell, La., was 8-1 in 2013 with a 2.79 ERA and 78 strikeouts in 100 innings.

Eades was selected in the 19th round of the 2010 MLB Draft by the Colorado Rockies as a high school senior, but elected to enroll at LSU, where he significantly improved his draft status over the past three seasons.

Eades was 17-5 in his three-year LSU career with a 3.57 ERA and 172 strikeouts in 237 innings.

Junior second baseman JaCoby Jones and senior first baseman Mason Katz were selected during Day 2 of the MLB Draft. Jones, a native of Richton, Miss., was chosen in the third round by the Pittsburgh Pirates. Katz, a product of Harahan, La., was selected in the

fourth round by the St. Louis Cardinals.

Jones, a 2013 second-team all-SEC selection, batted .294 in 2013 with 11 doubles, six homers, 31 RBI and 12 stolen bases. Katz, a 2013 first-team all-America and first-team all-SEC selection, batted .370 with 14 doubles, two triples, 16 homers and 70 RBI, leading the SEC in dingers and RBI.

Jones was selected out of high school in the 19th round of the 2010 draft by Houston and significantly improved his draft status during his LSU career. Katz went from being undrafted out of high school and undrafted after his junior season at LSU to becoming the Cardinals' fourth-round selection.

On Day 3 of the draft, junior catcher Ty Ross was chosen in the 12th round by the San Francisco Giants, senior left-handed pitcher Chris Cotton was selected in the 14th round by the Houston Astros, and senior outfielder Raph Rhymes was chosen in the 15th round by the Detroit Tigers.

Ross, a native of Naples, Fla. was a three-year starter for LSU at catcher, appearing in 171 games for the Tigers during his career. He threw out 19 base runners attempting to steal in 2013.

Cotton, a product of Shreveport, La., tied the LSU single-season record for saves with 16 in 2013. He was 4-1 with a 1.16 ERA in 46.2 innings (37 appearances), and he recorded three walks and 47 strikeouts.

Rhymes, a native of Monroe, La., was a two-time first-team All-SEC performer, and he was voted the SEC Player of the Year in 2012, when he led the nation in hitting with a .431 average. Rhymes posted a .373 (261-for-700) career batting average in three seasons at LSU.

Junior third baseman Christian Ibarra was selected in the 32nd round of the draft by the Pittsburgh Pirates; however, the 2013 first-team all-SEC selection elected to return to LSU for his senior season in 2014.

LSU No. 1 in Attendance for 18th Straight Season

LSU was No. 1 in the final 2013 college baseball attendance rankings, marking the 18th straight season in which the Tigers have led the nation in total attendance. LSU posted an NCAA-record total attendance figure of 473,298 in 43 games in Alex Box Stadium, Skip Bertman Field, including 38 regular-season games, three NCAA Regional games and two NCAA Super Regional contests.

The Tigers' total attendance mark was nearly 200,000 greater than second-place Mississippi State (281,840). LSU is the only school in NCAA history to exceed 400,000 in baseball attendance. The Tigers also surpassed the 400,000 mark in 2010 (404,916) and in 2012 (472,391).

LSU in 2013 was also No. 1 in average attendance for the 17th time in 18 years, recording a figure of 11,006 tickets sold per game.

LSU established a school single-game record for actual attendance on June 8 when 11,401 fans witnessed the Tigers' Super Regional win over Oklahoma that clinched a berth in the College World Series. The Tigers' paid attendance figure of 12,727 for the LSU-South Carolina game on April 27 also established a school record.

Feb 15, 2013 at Baton Rouge, La.

Maryland.....000 000 000 - 0 4 0 (0-1)
 LSU.....001 000 00X - 1 9 0 (1-0)

WP-Aaron Nola (1-0) Save-Chris Cotton(1) LP-Jimmy Reed (0-1)
 T-2:27 A-12373
 Actual Attendance: 9,746
 Paid attendance is the largest in Alex Box Stadium history.

Feb 16, 2013 at Baton Rouge, La.

Maryland.....000 000 010 - 1 9 2 (0-2)
 LSU.....000 000 41X - 5 6 0 (2-0)

WP-Kevin Berry (1-0) LP-Brady Kirkpatrick (0-1) T-2:36 A-11209
 Actual Attendance: 7,104

Feb 17, 2013 at Baton Rouge, La.

Maryland.....000 200 100 - 3 7 1 (0-3)
 LSU.....011 310 80X - 14 14 1 (3-0)

WP-Nate Fury (1-0) LP-Alex Robinson (0-1) T-2:47 A-10752
 HR LSU - JaCoby Jones (1), Ty Ross (1)
 Actual Attendance: 6,462

Feb 19, 2013 at Baton Rouge, La.

Lamar.....100 000 000 - 1 5 1 (4-1)
 LSU.....010 001 06X - 8 9 1 (4-0)

WP-Hunter Devall (1-0) Save-Chris Cotton(2) LP-David Carver (0-1)
 T-2:45 A-10046
 HR LSU - JaCoby Jones (2)
 Actual Attendance: 3,660

Feb 21, 2013 at Baton Rouge, La.

BYU.....004 000 010 - 5 6 1 (2-3)
 LSU.....012 000 102 - 6 12 1 (5-0)

WP-Joey Bourgeois (1-0) LP-MILKE, Matt (0-1) T-2:53 A-9579
 HR BYU - BRUGMAN, Jaycob (1)
 HR LSU - Mason Katz (1), Christian Ibarra (1)
 Actual Attendance: 1,833

Feb 22, 2013 at Baton Rouge, La.

Southeastern La.....000 001 000 - 1 8 1 (5-2)
 LSU.....420 202 30X - 13 19 0 (6-1)

WP-Ryan Eades (1-0) LP-Hymel, Jordan (0-1) T-2:55 A-11161
 HR LSU - Mason Katz (2)
 Game was suspended in the bottom of the 1st at 7:20 pm on Friday 2/22. Game resumed at 1:01 pm on Sunday 2/24.
 Actual Attendance: 6,953

Feb 23, 2013 at Baton Rouge, La.

BYU.....000 015 120 - 9 9 2 (3-5)
 LSU.....100 000 201 - 4 6 1 (5-1)

WP-ANDERSON, Mark (1-0) Save-LENGAL, James(1) LP-Nate Fury (1-1) T-2:57 A-11240
 HR BYU - ANDERSON, Brennon (1)
 Actual Attendance: 6,742

Feb 26, 2013 at Lafayette, La.

LSU.....023 221 100 - 11 14 0 (7-1)
 Louisiana-Lafayette...000 000 002 - 2 7 1 (7-2)

WP-Cody Glenn (1-0) LP-Smith, Kody (0-1) T-2:17 A-3790
 HR LSU - Alex Bregman (1)

March 1, 2013 at Baton Rouge, La.

Brown.....100 000 020 - 3 6 2 (0-1)
 LSU.....200 000 011 - 4 10 1 (8-1)

WP-Chris Cotton (1-0) LP-Wright, Taylor (0-1) T-3:01 A-10085
 Actual Attendance: 4,265

March 2, 2013 at Baton Rouge, La.

Brown.....010 000 000 - 1 6 0 (1-2)
 LSU.....050 000 02X - 7 14 2 (9-1)

WP-Ryan Eades (2-0) LP-Mayo, Heath (0-1) T-2:23 A-10269
 Actual Attendance: 3,553

March 3, 2013 at Baton Rouge, La.

Nicholls.....000 000 000 - 0 4 0 (7-5)
 LSU.....000 002 00X - 2 7 1 (10-1)

WP-Cody Glenn (2-0) Save-Chris Cotton(3) LP-Byrd, Taylor (2-1)
 T-1:58 A-11214
 Actual Attendance: 5,789

March 5, 2013 at Baton Rouge, La.

Stephen F. Austin...000 110 000 - 2 6 2 (3-7)
 LSU.....023 012 10X - 9 11 1 (11-1)

WP-Kevin Berry (2-0) LP-Choate, Justin (1-1) T-2:58 A-9920
 HR LSU - Andrew Stevenson (1)
 Actual Attendance: 3,282

March 6, 2013 at Baton Rouge, La.

Sacred Heart.....000 010 010 - 2 7 5 (0-5)
 LSU.....060 021 01X - 10 10 1 (12-1)

WP-Nick Rumbelow (1-0) LP-Scribner, Troy (0-1) T-2:34 A-9901
 HR SHU - Gondek, Rocco (1)
 Actual Attendance: 2,788

March 8, 2013 at Baton Rouge, La.

Washington.....000 000 400 - 4 6 2 (4-9)
 LSU.....002 130 12X - 9 13 1 (13-1)

WP-Aaron Nola (2-0) Save-Chris Cotton(4) LP-Palewicz, Nick (2-3)
 T-2:38 A-10601
 Actual Attendance: 6,178

March 9, 2013 at Baton Rouge, La.

Washington.....000 400 000 - 4 7 2 (4-10)
 LSU.....311 200 10X - 8 7 2 (14-1)

WP-Ryan Eades (3-0) LP-Voth, Austin (2-2) T-2:54 A-11483
 HR LSU - Mason Katz (4)
 Actual Attendance: 7,254

March 10, 2013 at Baton Rouge, La.

Washington.....020 000 210 - 5 10 2 (4-11)
 LSU.....031 021 00X - 7 11 0 (15-1)

WP-Cody Glenn (3-0) Save-Chris Cotton(5) LP-Davis, Tyler (0-2)
 T-2:55 A-10441
 HR LSU - Mason Katz (5), Ty Ross (2)
 Actual Attendance: 4,823

March 13, 2013 at Baton Rouge, La.

Nicholls.....001 020 000 - 3 6 5 (9-9)
 LSU.....020 010 15X - 9 13 0 (16-1)

WP-Brent Bonvillain (1-0) LP-Langston, Kelby (0-3) T-2:36 A-10707
 HR LSU - Mason Katz (6)
 Actual Attendance: 4,775

March 15, 2013 at Starkville, Miss.

LSU.....000 102 100 2 - 6 7 1 (16-2)
 Mississippi State...200 020 000 0 - 4 10 2 (18-3)

WP-Joey Bourgeois (2-0) Save-Chris Cotton(6) LP-Will Cox (2-1)
 T-3:31 A-8068
 HR LSU - Mason Katz (2)
 HR MSTATE - Hunter Renfroe (6)

March 16, 2013 at Starkville, Miss.

LSU.....010 020 013 - 7 10 1 (18-1)
 Mississippi State...000 001 002 - 3 10 3 (18-4)

WP-Ryan Eades (4-0) LP-Evan Mitchell (0-1) T-2:53 A-9341
 HR LSU - Alex Bregman (2), Mason Katz (9)
 HR MSTATE - Brett Pirtle (2)

March 17, 2013 at Starkville, Miss.

LSU.....000 000 110 - 2 11 0 (18-2)
 Mississippi State...210 301 30X - 10 12 0 (18-4)

WP-Kendall Graveman (2-1) LP-Cody Glenn (3-1) T-3:04 A-7686
 HR LSU - Jared Foster (1)

March 20, 2013 at Baton Rouge, La.

Northwestern State...000 000 010 000 0 - 1 6 1 (9-14)
 LSU.....100 000 000 000 1 - 2 8 1 (19-2)

WP-Will LaMarche (1-0) LP-Brewer, Cameron (0-1) T-3:35 A-10757
 Actual Attendance: 4,476

March 22, 2013 at Baton Rouge, La.

Auburn.....011 000 011 - 4 12 1 (15-7)
 LSU.....302 020 02X - 9 10 0 (20-2)

WP-Aaron Nola (3-0) LP-Daniel Koger (0-2) T-3:22 A-10815
 HR LSU - Raph Rhymes (1), Mason Katz (10)
 Actual Attendance: 7,066

March 23, 2013 at Baton Rouge, La.

Auburn.....000 010 000 - 1 10 1 (15-8)
 LSU.....201 200 00X - 5 11 0 (21-2)

WP-Ryan Eades (5-0) LP-Michael O'Neal (4-2) T-2:43 A-10751
 Actual Attendance: 5,877



Sean McMullen



Tyler Moore



Chris Sciambra

March 24, 2013 at Baton Rouge, La.

Auburn.....010 000 010 - 2 6 1 (15-10)
 LSU.....420 002 00X - 8 13 1 (22-2)

WP-Cody Glenn (4-1) LP-Will Kendall (0-1) T-2:37 A-10960
 Actual Attendance: 6,137

March 26, 2013 at New Orleans, La.

LSU.....521 100 05 - 14 15 3 (23-2)
 Tulane.....010 000 00 - 1 5 2 (14-13)

WP-Russell Reynolds (1-0) LP-Brady Wilson (1-1) T-2:32 A-4725

March 29, 2013 at Columbia, Mo.

LSU.....000 100 010 - 2 6 0 (24-2)
 Missouri.....000 000 000 - 0 6 2 (9-13)

WP-Aaron Nola (4-0) Save-Chris Cotton(7) LP-Rob Zastryzny (1-5)
 T-2:18 A-1263
 HR LSU - Mason Katz (11)

March 30, 2013 at Columbia, Mo.

LSU.....010 250 000 - 8 12 1 (25-2)
 Missouri.....000 000 000 - 0 9 1 (9-14)

WP-Ryan Eades (6-0) LP-Brett Graves (0-3) T-2:18 A-945
 HR LSU - Alex Bregman (3), Mason Katz (12), Christian Ibarra 2 (3)

March 31, 2013 at Columbia, Mo.

LSU.....105 000 000 - 6 8 0 (26-2)
 Missouri.....140 000 000 - 5 6 3 (9-15)

WP-Brent Bonvillain (2-0) Save-Chris Cotton(8)
 LP-Keaton Steele (2-1) T-2:49 A-1107
 HR LSU - Mason Katz (13)

April 2, 2013 at Baton Rouge, La.

Alcorn State.....120 000 000 - 3 4 0 (6-27)
 LSU.....011 020 30X - 7 14 0 (27-2)

WP-Hunter Devall (2-0) LP-Sanchez, Mundo (0-2) T-2:38 A-10276
 HR ALCNM - Rosa,Angel (1), Lewis, Ashton (1)
 HR LSU - Raph Rhymes (2)
 Actual Attendance: 4,203

April 5, 2013 at Baton Rouge, La.

Kentucky.....000 010 000 - 1 5 2 (22-7)
 LSU.....001 043 30X - 11 14 0 (28-2)

WP-Aaron Nola (5-0) LP-A.J. Reed (2-4) T-2:58 A-10886
 Actual Attendance: 7,433

April 6, 2013 at Baton Rouge, La.

Kentucky.....000 000 001 - 1 4 0 (22-8)
 LSU.....014 220 00X - 9 16 0 (29-2)

WP-Ryan Eades (7-0) LP-Jerard Grundy (5-3) T-2:24 A-11608
 Actual Attendance: 8,569

April 7, 2013 at Baton Rouge, La.

Kentucky.....100 000 300 - 4 9 2 (22-9)
 LSU.....501 300 11X - 11 11 0 (30-2)

WP-Cody Glenn (5-1) LP-Corey Littrell (4-1) T-2:56 A-10971
 HR UK - A.J. Reed (8)
 HR LSU - JaCoby Jones (3)
 Actual Attendance: 7,223

April 9, 2013 at Metairie, La.

Southern.....011 000 000 - 2 6 1 (12-13)
 LSU.....500 302 01X - 11 14 0 (31-2)

WP-Kurt McCune (1-0) LP-Godoy,Camilo (0-3) T-2:36 A-7634

April 10, 2013 at Baton Rouge, La.

Southern.....101 000 000 - 2 6 8 (12-14)
 LSU.....320 703 10X - 16 16 1 (32-2)

WP-Hunter Devall (3-0) LP-Rochelle,Zephani (1-2) T-2:59 A-10845
 Actual Attendance: 4,075

April 12, 2013 at Fayetteville, Ark.

LSU.....000 032 001 - 6 7 0 (33-2)
 Arkansas.....000 000 200 - 2 4 4 (24-11)

WP-Aaron Nola (6-0) LP-Barrett Astin (2-2) T-2:35 A-10167
 HR LSU - Sean McMullen (1)
 HR AR - Eric Fisher (2)
 Actual Attendance - 8,378

April 13, 2013 at Fayetteville, Ark.

LSU.....000 000 003 - 3 7 1 (33-3)
 Arkansas.....000 410 30X - 8 12 1 (25-11)

WP-Ryne Stanek (4-2) LP-Ryan Eades (7-1) T-2:55 A-10377
 HR AR - Jake Wise (2)
 Actual Attendance - 9,884

April 14, 2013 at Fayetteville, Ark.

LSU.....003 000 000 2 - 5 8 0 (34-3)
 Arkansas.....101 100 000 0 - 3 7 1 (25-12)

WP-Chris Cotton (2-0) LP-Chris Oliver (2-1) T-2:44 A-10180
 HR LSU - Alex Bregman (4)
 HR AR - Jordan Farris (2)
 Actual Attendance - 9,248

April 17, 2013 at Baton Rouge, La.

Grambling.....000 000 000 - 0 3 1 (14-22)
 LSU.....002 002 00X - 4 3 0 (35-3)

WP-Kurt McCune (2-0) LP-Jordan, Cory (1-3) T-2:10 A-10255
 HR LSU - Christian Ibarra (4)
 Actual Attendance: 3,654

April 19, 2013 at Tuscaloosa, Ala.

LSU.....201 000 200 - 5 11 1 (36-3)
 Alabama.....000 000 000 - 0 3 0 (23-17)

WP-Aaron Nola (7-0) LP-Sullivan (3-4) T-2:26 A-4089

April 20, 2013 at Tuscaloosa, Ala.

LSU.....003 400 100 000 000 3 - 11 18 2 (37-3)
 Alabama.....120 200 003 000 000 0 - 8 17 0 (23-18)

WP-Kurt McCune (3-0) LP-Oczypok (3-1) T-4:55 A-5948
 HR LSU - Alex Bregman (5), Ty Ross (3)
 HR UA - Roberts (2)

April 21, 2013 at Tuscaloosa, Ala.

LSU.....000 010 101 0 - 3 7 3 (37-4)
 Alabama.....000 200 100 1 - 4 5 2 (24-18)

WP-Haack (1-1) LP-Joey Bourgeois (2-1) T-2:35 A-4178

April 24, 2013 at Baton Rouge, La.

Tulane.....000 002 010 - 3 6 0 (20-21)
 LSU.....000 013 00X - 4 7 0 (38-4)

WP-Kevin Berry (3-0) Save-Chris Cotton(9) LP-Randy LeBlanc
 (2-3) T-2:46 A-10378
 Actual Attendance: 4,522

April 26, 2013 at Baton Rouge, La.

South Carolina.....000 010 001 - 2 6 2 (31-12)
 LSU.....020 101 10X - 5 10 0 (39-4)

WP-Aaron Nola (8-0) LP-Nolan Belcher (6-4) T-2:26 A-11695
 HR SC - Joey Pankake (9)
 Actual Attendance: 9,006

April 27, 2013 at Baton Rouge, La.

South Carolina.....200 000 002 - 4 8 0 (32-12)
 LSU.....010 001 000 - 2 14 2 (39-5)

WP-Adam Westmoreland (5-1) Save-Tyler Webb(13) LP-Chris
 Cotton (2-1) T-2:42 A-12727
 Actual Attendance: 10,246
 Largest paid attendance in Alex Box Stadium history.
 Largest regular season actual attendance in Alex Box Stadium
 history.

April 28, 2013 at Baton Rouge, La.

South Carolina.....210 000 001 - 4 7 0 (33-12)
 LSU.....000 000 000 - 0 6 1 (39-6)

WP-Jack Wynkoop (6-2) Save-Tyler Webb(14) LP-Kurt McCune (3-1)
 T-2:14 A-10835
 Actual Attendance: 6,380

April 30, 2013 at Baton Rouge, La.

McNeese State.....000 000 201 - 3 8 1 (20-22)
 LSU.....110 014 00X - 7 15 2 (40-6)

WP-Hunter Newman (1-0) LP-McGee, Trey (2-5) T-2:12 A-10387
 HR MCN - Peterson, Sam (1)
 HR LSU - Christian Ibarra (5)
 Actual Attendance: 3,104



Jared Foster



Nate Fury



Hunter Devall

May 2, 2013 at Baton Rouge, La.

Florida.....001 000 100 - 2 6 0 (25-21)
 LSU.....001 100 01X - 3 8 1 (41-6)

WP-Joey Bourgeois (3-1) Save-Chris Cotton(10) LP-Ryan Harris (4-3) T-3:00 A-10217
 HR LSU - JaCoby Jones (4)
 Actual Attendance: 5,033

May 3, 2013 at Baton Rouge, La.

Florida.....000 000 000 - 0 4 1 (25-22)
 LSU.....010 020 02X - 5 9 0 (42-6)

WP-Aaron Nola (9-0) LP-Bobby Poyner (2-2) T-2:20 A-10947
 Actual Attendance: 6,951

May 4, 2013 at Baton Rouge, La.

Florida.....200 000 004 - 6 11 2 (25-23)
 LSU.....030 048 30X - 18 19 0 (43-6)

WP-Ryan Eades (8-1) LP-Danny Young (3-4) T-3:13 A-11310
 HR LSU - JaCoby Jones (5)
 Actual Attendance: 7,733

May 9, 2013 at College Station, TX

LSU.....000 001 000 - 1 5 2 (43-7)
 Texas A&M.....000 000 200 - 2 6 0 (27-22)

WP-Daniel Mengden (6-3) Save-Jason Jester(13) LP-Cody Glenn (5-2) T-2:15 A-4103

May 10, 2013 at College Station, TX

LSU.....030 301 000 - 7 17 1 (44-7)
 Texas A&M.....000 002 110 - 4 10 0 (27-23)

WP-Aaron Nola (10-0) Save-Chris Cotton(11) LP-Matt Kent (2-3) T-2:47 A-5488
 HR TA - Daniel Mengden (3)

May 11, 2013 at College Station, TX

LSU.....001 000 01 - 2 8 1 (45-7)
 Texas A&M.....000 100 00 - 1 9 0 (27-24)

WP-Chris Cotton (3-1) LP-Jason Jester (2-3) T-2:28 A-5862

May 14, 2013 at Baton Rouge, La.

New Orleans.....000 000 200 - 2 6 2 (7-41)
 LSU.....500 041 10X - 11 17 0 (46-7)

WP-Hunter Newman (2-0) LP-Alex Smith (3-9) T-2:54 A-11113
 HR LSU - Michael Barash (1)
 Actual Attendance: 5,534

May 16, 2013 at Baton Rouge, La.

Ole Miss.....000 000 100 - 1 11 1 (35-19)
 LSU.....200 201 11X - 7 10 1 (47-7)

WP-Cody Glenn (6-2) LP-Mike Mayers (4-5) T-2:32 A-11045
 HR LSU - Sean McMullen (2), Mason Katz (14), Raph Rhymes (3), Christian Ibarra (6)
 Actual Attendance: 7,741

May 17, 2013 at Baton Rouge, La.

Ole Miss.....100 000 210 - 4 7 0 (35-20)
 LSU.....000 210 02X - 5 7 1 (48-7)

WP-Kevin Berry (4-0) Save-Chris Cotton(12) LP-Aaron Greenwood (3-4) T-2:52 A-12193
 HR LSU - Raph Rhymes (4)
 Actual Attendance: 10,015

May 18, 2013 at Baton Rouge, La.

Ole Miss.....020 300 510 - 11 14 1 (36-20)
 LSU.....007 002 000 - 9 15 0 (48-8)

WP-Matt Denny (2-1) Save-Brett Huber(12) LP-Kevin Berry (4-1) T-3:44 A-11686
 HR OM - Austin Anderson (3), Preston Overbey 2 (5), Will Allen (4)
 2B umpire Randy Watkins replaced HP umpire Danny Everett in the top of the 4th inning.
 Actual Attendance: 8,167
 Season paid attendance of 413,588 is an NCAA record.

May 22, 2013 at Hoover, Ala.

Alabama.....000 000 000 - 0 6 1 (33-25)
 LSU.....300 000 00X - 3 8 1 (49-8)

WP-Cody Glenn (7-2) Save-Chris Cotton(13) LP-Sullivan (5-6) T-2:19 A-6197

May 23, 2013 at Hoover, Ala.

Arkansas.....000 010 012 - 4 12 1 (37-19)
 LSU.....001 000 000 - 1 6 0 (49-9)

WP-Ryne Stanek (9-2) Save-Colby Suggs(12) LP-Joey Bourgeois (3-2) T-2:51 A-8143

May 24, 2013 at Hoover, Ala.

LSU.....001 000 002 - 3 11 0 (50-9)
 Alabama.....000 020 000 - 2 4 1 (34-26)

WP-Nate Fury (2-1) Save-Chris Cotton(14) LP-Oczypok (4-2) T-2:18 A-11207

May 25, 2013 at Hoover, Ala.

LSU.....000 002 100 - 3 9 2 (51-9)
 Arkansas.....001 000 000 - 1 1 1 (37-20)

WP-Will LaMarche (2-0) Save-Chris Cotton(15) LP-Brandon Moore (1-4) T-3:03 A-11963

May 26, 2013 at Hoover, Ala.

LSU.....030 100 000 01 - 5 10 0 (52-9)
 Vanderbilt.....020 000 200 00 - 4 11 1 (51-9)

WP-Chris Cotton (4-1) LP-Brian Miller (5-2) T-3:46 A-10590
 LF-Randy Harvey; RF-Tony Maners
 LSU wins SEC Tournament Championship Game

May 31, 2013 at Baton Rouge, La.

Jackson State.....200 000 032 - 7 12 4 (34-21)
 LSU.....202 402 01X - 11 11 0 (53-9)

WP-Kurt McCune (4-1) LP-JUDAY,Alexander (7-5) T-3:20 A-11577
 HR JSUBASE - HAMPTON,Fred (1)
 HR LSU - Mason Katz (15), Jared Foster (2)
 25 minute rain delay starting at 2:16 pm in top of the 1st inning
 Actual Attendance: 9,316

June 1, 2013 at Baton Rouge, La.

LSU.....121 000 040 - 8 11 5 (54-9)
 Sam Houston State.....500 000 000 - 5 7 3 (38-21)

WP-Aaron Nola (11-0) Save-Chris Cotton(16) LP-Scott, Alan (2-1) T-3:44 A-12085
 Actual Attendance: 10,752

June 2, 2013 at Baton Rouge, La.

LSU.....000 013 010 - 5 10 1 (55-9)
 Louisiana-Lafayette.....000 001 000 - 1 3 1 (43-20)

WP-Brent Bonvillain (3-0) LP-Boutte, Cody (8-4) T-2:57 A-11838
 HR LSU - Alex Bregman (6)
 Actual Attendance: 10,191

June 7, 2013 at Baton Rouge, La.

Oklahoma.....000 000 000 - 0 2 0 (43-20)
 LSU.....000 000 02X - 2 6 0 (56-9)

WP-Aaron Nola (12-0) LP-Gray, Jonathan (10-3) T-2:18 A-12007
 Actual Attendance: 11,095

June 8, 2013 at Baton Rouge, La.

LSU.....011 101 016 - 11 16 1 (57-9)
 Oklahoma.....100 000 000 - 1 5 4 (43-21)

WP-Will LaMarche (3-0) LP-Overton, Dillon (9-3) T-3:33 A-12153
 HR LSU - JaCoby Jones (6)
 Actual Attendance: 11,401
 Actual Attendance is an Alex Box Stadium record.
 52 minute weather delay starting at 7:31 pm in top of 5th inning.

June 16, 2013 at Omaha, Neb.

UCLA.....000 001 010 - 2 5 1 (45-17)
 LSU.....000 100 000 - 1 5 2 (57-10)

WP-Plutko, Adam (9-3) Save-Berg, David(22) LP-Aaron Nola (12-1) T-3:10 A-26344
 HR LSU - Mason Katz (16)

June 18, 2013 at Omaha, Neb.

North Carolina.....201 000 100 - 4 11 0 (58-11)
 LSU.....000 010 100 - 2 10 0 (57-11)

WP-Trent Thornton (12-1) Save-Chris McCue(2) LP-Cody Glenn (7-3) T-3:01 A-21380
 HR NC - Brian Holberton (12)



Hunter Newman



Coach Paul Mainieri presented Mason Katz (left) with the Wally Pontiff Jr. Scholar Award and Raph Rhymes (right) with the Skip Bertman Award for embodying the spirit of the program.

GAME DATE	OPPOSING TEAM	W/L	SCORE	R-H-E	R-H-E	INNS	OVERALL	SEC	PITCHER OF RECORD	ATTEND	TIME
Feb 15, 2013	MARYLAND	W	1-0	1-9-0	0-4-0	9	1-0-0	0-0-0	Nola (W 1-0)	12373	2:27
Feb 16, 2013	MARYLAND	W	5-1	5-6-0	1-9-2	9	2-0-0	0-0-0	Berry (W 1-0)	11209	2:36
Feb 17, 2013	MARYLAND	W	14-3	14-14-1	3-7-1	9	3-0-0	0-0-0	Fury (W 1-0)	10752	2:47
Feb 19, 2013	LAMAR	W	8-1	8-9-1	1-5-1	9	4-0-0	0-0-0	Devall (W 1-0)	10046	2:45
Feb 21, 2013	BYU	W	6-5	6-12-1	5-6-1	9	5-0-0	0-0-0	Bourgeois (W 1-0)	9579	2:53
Feb 22, 2013	SOUTHEASTERN LA.	W	13-1	13-19-0	1-8-1	9	6-0-0	0-0-0	Eades (W 1-0)	11161	2:55
Feb 23, 2013	BYU	L	4-9	4-6-1	9-9-2	9	6-1-0	0-0-0	Fury (L 1-1)	11240	2:57
Feb 26, 2013	at UL-Lafayette	W	11-2	11-14-0	2-7-1	9	7-1-0	0-0-0	Glenn (W 1-0)	3790	2:17
Mar 01, 2013	BROWN	W	4-3	4-10-1	3-6-2	9	8-1-0	0-0-0	Cotton (W 1-0)	10085	3:01
Mar 02, 2013	BROWN	W	7-1	7-14-2	1-6-0	9	9-1-0	0-0-0	Eades (W 2-0)	10269	2:23
Mar 03, 2013	NICHOLLS	W	2-0	2-7-1	0-4-0	9	10-1-0	0-0-0	Glenn (W 2-0)	11214	1:58
Mar 05, 2013	STEPHEN F. AUSTIN	W	9-2	9-11-1	2-6-2	9	11-1-0	0-0-0	Berry (W 2-0)	9920	2:58
Mar 06, 2013	SACRED HEART	W	10-2	10-10-1	2-7-5	9	12-1-0	0-0-0	Rumbelow (W 1-0)	9901	2:34
Mar 08, 2013	WASHINGTON	W	9-4	9-13-1	4-6-2	9	13-1-0	0-0-0	Nola (W 2-0)	10601	2:38
Mar 09, 2013	WASHINGTON	W	8-4	8-7-2	4-7-2	9	14-1-0	0-0-0	Eades (W 3-0)	11483	2:54
Mar 10, 2013	WASHINGTON	W	7-5	7-11-0	5-10-2	9	15-1-0	0-0-0	Glenn (W 3-0)	10441	2:55
Mar 13, 2013	NICHOLLS	W	9-3	9-13-0	3-6-5	9	16-1-0	0-0-0	Bonvillain (W 1-0)	10707	2:36
*Mar 15, 2013	at Miss. State	W	6-4	6-7-1	4-10-2	(10)	17-1-0	1-0-0	Bourgeois (W 2-0)	8068	3:31
*Mar 16, 2013	at Miss. State	W	7-3	7-10-1	3-10-3	9	18-1-0	2-0-0	Eades (W 4-0)	9341	2:53
*Mar 17, 2013	at Miss. State	L	2-10	2-11-0	10-12-0	9	18-2-0	2-1-0	Glenn (L 3-1)	7686	3:04
Mar 20, 2013	NORTHWESTERN ST.	W	2-1	2-8-1	1-6-1	(13)	19-2-0	2-1-0	LaMarche (W 1-0)	10757	3:35
*Mar 22, 2013	AUBURN	W	9-4	9-10-0	4-12-1	9	20-2-0	3-1-0	Nola (W 3-0)	10815	3:22
*Mar 23, 2013	AUBURN	W	5-1	5-11-0	1-10-1	9	21-2-0	4-1-0	Eades (W 5-0)	10751	2:43
*Mar 24, 2013	AUBURN	W	8-2	8-13-1	2-6-1	9	22-2-0	5-1-0	Glenn (W 4-1)	10960	2:37
Mar 26, 2013	at Tulane	W	14-1	14-15-3	1-5-2	(8)	23-2-0	5-1-0	Reynolds (W 1-0)	4725	2:32
*Mar 29, 2013	at Missouri	W	2-0	2-6-0	0-6-2	9	24-2-0	6-1-0	Nola (W 4-0)	1263	2:18
*Mar 30, 2013	at Missouri	W	8-0	8-12-1	0-9-1	9	25-2-0	7-1-0	Eades (W 6-0)	945	2:18
*Mar 31, 2013	at Missouri	W	6-5	6-8-0	5-6-3	9	26-2-0	8-1-0	Bonvillain (W 2-0)	1107	2:49
Apr 02, 2013	ALCORN STATE	W	7-3	7-14-0	3-4-0	9	27-2-0	8-1-0	Devall (W 2-0)	10276	2:38
*Apr 05, 2013	KENTUCKY	W	11-1	11-14-0	1-5-2	9	28-2-0	9-1-0	Nola (W 5-0)	10886	2:58
*Apr 06, 2013	KENTUCKY	W	9-1	9-16-0	1-4-0	9	29-2-0	10-1-0	Eades (W 7-0)	11608	2:24
*Apr 07, 2013	KENTUCKY	W	11-4	11-11-0	4-9-2	9	30-2-0	11-1-0	Glenn (W 5-1)	10971	2:56
#Apr 09, 2013	vs Southern	W	11-2	11-14-0	2-6-1	9	31-2-0	11-1-0	McCune (W 1-0)	7634	2:36
Apr 10, 2013	SOUTHERN	W	16-2	16-16-1	2-6-8	9	32-2-0	11-1-0	Devall (W 3-0)	10845	2:59
*Apr 12, 2013	at Arkansas	W	6-2	6-7-0	2-4-4	9	33-2-0	12-1-0	Nola (W 6-0)	10167	2:35
*Apr 13, 2013	at Arkansas	L	3-8	3-7-1	8-12-1	9	33-3-0	12-2-0	Eades (L 7-1)	10377	2:55
*Apr 14, 2013	at Arkansas	W	5-3	5-8-0	3-7-1	(10)	34-3-0	13-2-0	Cotton (W 2-0)	10180	2:44
Apr 17, 2013	GRAMBLING	W	4-0	4-3-0	0-3-1	9	35-3-0	13-2-0	McCune (W 2-0)	10255	2:10
*Apr 19, 2013	at Alabama	W	5-0	5-11-1	0-3-0	9	36-3-0	14-2-0	Nola (W 7-0)	4089	2:26
*Apr 20, 2013	at Alabama	W	11-8	11-18-2	8-17-0	(16)	37-3-0	15-2-0	McCune (W 3-0)	5948	4:55
*Apr 21, 2013	at Alabama	L	3-4	3-7-3	4-5-2	(10)	37-4-0	15-3-0	Bourgeois (L 2-1)	4178	2:35
Apr 24, 2013	TULANE	W	4-3	4-7-0	3-6-0	9	38-4-0	15-3-0	Berry (W 3-0)	10378	2:46
*Apr 26, 2013	SOUTH CAROLINA	W	5-2	5-10-0	2-6-2	9	39-4-0	16-3-0	Nola (W 8-0)	11695	2:26
*Apr 27, 2013	SOUTH CAROLINA	L	2-4	2-14-2	4-8-0	9	39-5-0	16-4-0	Cotton (L 2-1)	12727	2:42
*Apr 28, 2013	SOUTH CAROLINA	L	0-4	0-6-1	4-7-0	9	39-6-0	16-5-0	McCune (L 3-1)	10835	2:14
Apr 30, 2013	MCNEESE STATE	W	7-3	7-15-2	3-8-1	9	40-6-0	16-5-0	Newman (W 1-0)	10387	2:12
*May 02, 2013	FLORIDA	W	3-2	3-8-1	2-6-0	9	41-6-0	17-5-0	Bourgeois (W 3-1)	10217	3:00
*May 03, 2013	FLORIDA	W	5-0	5-9-0	0-4-1	9	42-6-0	18-5-0	Nola (W 9-0)	10947	2:20
*May 04, 2013	FLORIDA	W	18-6	18-19-0	6-11-2	9	43-6-0	19-5-0	Eades (W 8-1)	11310	3:13
*May 09, 2013	at Texas A&M	L	1-2	1-5-2	2-6-0	9	43-7-0	19-6-0	Glenn (L 5-2)	4103	2:15
*May 10, 2013	at Texas A&M	W	7-4	7-17-1	4-10-0	9	44-7-0	20-6-0	Nola (W 10-0)	5488	2:47
*May 11, 2013	at Texas A&M	W	2-1	2-8-1	1-9-0	(8)	45-7-0	21-6-0	Cotton (W 3-1)	5862	2:28
May 14, 2013	NEW ORLEANS	W	11-2	11-17-0	2-6-2	9	46-7-0	21-6-0	Newman (W 2-0)	11113	2:54
*May 16, 2013	OLE MISS	W	7-1	7-10-1	1-11-1	9	47-7-0	22-6-0	Glenn (W 6-2)	11045	2:32
*May 17, 2013	OLE MISS	W	5-4	5-7-1	4-7-0	9	48-7-0	23-6-0	Berry (W 4-0)	12193	2:52
*May 18, 2013	OLE MISS	L	9-11	9-15-0	11-14-1	9	48-8-0	23-7-0	Berry (L 4-1)	11686	3:44
@May 22, 2013	vs Alabama	W	3-0	3-8-1	0-6-1	9	49-8-0	23-7-0	Glenn (W 7-2)	6197	2:19
@May 23, 2013	vs Arkansas	L	1-4	1-6-0	4-12-1	9	49-9-0	23-7-0	Bourgeois (L 3-2)	8143	2:51
@May 24, 2013	vs Alabama	W	3-2	3-11-0	2-4-1	9	50-9-0	23-7-0	Fury (W 2-1)	11207	2:18
@May 25, 2013	vs Arkansas	W	3-1	3-9-2	1-1-1	9	51-9-0	23-7-0	LaMarche (W 2-0)	11963	3:03
@May 26, 2013	vs Vanderbilt	W	5-4	5-10-0	4-11-1	(11)	52-9-0	23-7-0	Cotton (W 4-1)	10590	3:46
%May 31, 2013	JACKSON STATE	W	11-7	11-11-0	7-12-4	9	53-9-0	23-7-0	McCune (W 4-1)	11577	3:20
%Jun 01, 2013	SAM HOUSTON ST.	W	8-5	8-11-5	5-7-3	9	54-9-0	23-7-0	Nola (W 11-0)	12085	3:44
%Jun 02, 2013	UL-LAFAYETTE	W	5-1	5-10-1	1-3-1	9	55-9-0	23-7-0	Bonvillain (W 3-0)	11838	2:57
^Jun 07, 2013	OKLAHOMA	W	2-0	2-6-0	0-2-0	9	56-9-0	23-7-0	Nola (W 12-0)	12007	2:18
^Jun 08, 2013	OKLAHOMA	W	11-1	11-16-1	1-5-4	9	57-9-0	23-7-0	LaMarche (W 3-0)	12153	3:33
+Jun 16, 2013	vs UCLA	L	1-2	1-5-2	2-5-1	9	57-10-0	23-7-0	Nola (L 12-1)	26344	3:10
+Jun 18, 2013	vs North Carolina	L	2-4	2-10-0	4-11-0	9	57-11-0	23-7-0	Glenn (L 7-3)	21380	3:01

* = SEC Game

@ = SEC Tournament (Hoover, Ala.)

% = NCAA Regional (Baton Rouge, La.)

^ = NCAA Super Regional (Baton Rouge, La.)

+ = College World Series (Omaha, Neb.)

= Wally Pontiff Jr. Classic (Metairie, La.)

() extra inning game

Record: 57-11 Home: 39-4 Away: 13-4 Neutral: 5-3 SEC: 23-7

BATTING

Player	AVG	GP	GS	AB	R	H	2B	3B	HR	RBI	TB	SLG%	BB	HBP	SO	GDP	OB%	SF	SH	SB	ATT	PO	A	E	FLD%
8 Mason Katz	.370	68	68	243	53	90	14	2	16	70	156	.642	41	5	38	5	.464	4	0	5	12	539	51	7	.988
30 Alex Bregman	.369	67	67	282	59	104	18	7	6	52	154	.546	24	3	25	9	.417	5	0	16	17	86	174	17	.939
4 Raph Rhymes	.331	68	68	254	53	84	15	1	4	46	113	.445	28	5	30	14	.401	5	0	3	5	93	1	0	1.000
7 Sean McMullen	.314	54	43	175	26	55	18	1	2	30	81	.463	22	8	24	0	.399	8	0	1	3	17	0	0	1.000
9 Mark Laird	.307	63	59	241	48	74	7	1	0	18	83	.344	23	2	31	4	.371	1	12	6	11	135	1	0	1.000
14 Christian Ibarra	.305	66	65	223	34	68	17	0	6	39	103	.462	36	7	37	2	.414	2	4	0	3	49	120	12	.934
23 JaCoby Jones	.294	59	57	201	42	59	11	1	6	31	90	.448	30	3	44	2	.390	2	0	12	15	118	153	5	.982
26 Ty Ross	.217	64	62	207	26	45	3	0	3	32	57	.275	22	2	24	3	.295	3	10	1	2	428	59	2	.986
29 Nate Fury	.500	3	0	4	0	2	1	0	0	0	3	.750	1	0	2	0	.600	0	0	0	0	3	6	0	1.000
17 Jared Foster	.359	42	15	64	19	23	2	0	2	12	31	.484	4	4	8	3	.425	1	0	3	3	30	2	0	1.000
2 Tyler Moore	.281	48	20	96	12	27	9	1	0	12	38	.396	11	0	9	1	.352	1	1	0	0	69	12	3	.964
20 Chris Chinae	.277	31	10	47	5	13	4	0	0	11	17	.362	7	2	3	1	.373	3	0	0	0	61	3	1	.985
28 Casey Yocom	.273	23	4	33	4	9	0	0	0	5	9	.273	5	0	4	0	.368	0	0	0	0	10	21	1	.969
11 Michael Barash	.269	18	5	26	8	7	1	0	1	4	11	.423	5	1	4	1	.406	0	0	0	0	37	4	0	1.000
5 Chris Sciambra	.265	46	23	98	22	26	5	1	0	9	33	.337	18	6	24	4	.407	1	5	2	2	50	2	1	.981
13 Alex Edward	.245	30	13	53	6	13	3	1	0	9	18	.340	5	0	7	1	.310	0	2	0	0	3	0	0	1.000
6 Andrew Stevenson	.193	54	33	119	22	23	0	0	1	14	26	.218	11	5	25	1	.289	0	8	5	7	111	0	0	1.000
Totals	.305	68	68	2366	439	722	128	16	47	394	1023	.432	293	53	339	51	.389	36	42	54	80	1868	711	53	.980
Opponents	.218	68	68	2235	195	488	68	8	21	179	635	.284	172	77	506	53	.295	15	49	49	69	1768	686	96	.962

LOB - Team (583), Opp (486). DPs turned - Team (60), Opp (65). TPs turned - Team (0), Opp (1). CI - Team (1), Chinae 1. IBB - Team (10), Jones 3, Rhymes 2, Bregman 2, Moore 1, Ibarra 1, McMullen 1, Opp (9). Picked off - Katz 3, Ross 1, Laird 1, Stevenson 1, Bregman 1, Rhymes 1.

PITCHING

Player	ERA	W	L	APP	GS	CG	SHO	CBO	SV	IP	H	R	ER	BB	SO	2B	3B	HR	AB	B/Avg	WP	HBP	BK	SFA	SHA
10 Aaron Nola	1.57	12	1	17	17	5	3	2	0	126.0	83	30	22	18	122	9	1	4	442	.188	3	11	0	2	8
24 Cody Glenn	2.68	7	3	15	15	0	0	2	0	84.0	75	31	25	17	38	11	0	2	308	.244	3	14	0	1	11
37 Ryan Eades	2.79	8	1	17	17	0	0	1	0	100.0	101	34	31	32	78	9	3	3	376	.269	9	8	0	2	6
27 Mitch Sewald	0.00	0	0	2	0	0	0	0	0	3.1	4	2	0	0	3	1	0	0	15	.267	0	0	0	0	0
58 Chris Cotton	1.16	4	1	37	0	0	0	5	16	46.2	25	8	6	3	47	3	1	2	161	.155	0	0	1	1	2
45 Russell Reynolds	1.89	1	0	7	4	0	0	0	0	19.0	12	5	4	3	8	1	0	2	68	.176	1	2	0	0	0
25 Joey Bourgeois	2.25	3	2	34	0	0	0	3	0	32.0	26	10	8	10	32	3	0	1	113	.230	4	6	0	0	5
55 Hunter Newman	2.55	2	0	13	3	0	0	1	0	24.2	13	10	7	11	16	3	0	2	81	.160	2	4	0	2	4
12 Hunter Devall	2.65	3	0	16	1	0	0	1	0	17.0	15	5	5	5	15	5	0	0	61	.246	2	4	1	0	1
39 Kurt McCune	2.66	4	1	11	4	0	0	1	0	23.2	23	7	6	18	3	2	0	89	.258	1	2	0	2	1	
49 Brent Bonvillain	2.70	3	0	21	6	0	0	1	0	50.0	35	17	15	25	37	6	0	0	174	.201	2	11	0	2	4
29 Nate Fury	2.95	2	1	20	0	0	0	1	0	18.1	14	6	6	4	16	3	0	1	64	.219	2	3	0	1	2
38 Nick Rumbelow	3.31	1	0	31	1	0	0	3	0	32.2	24	12	12	15	36	3	1	1	116	.207	4	1	0	1	2
36 Will LaMarche	3.42	3	0	24	0	0	0	1	0	26.1	20	10	10	13	25	3	0	0	91	.220	2	6	1	1	1
33 Kevin Berry	3.78	4	1	20	0	0	0	1	0	16.2	17	7	7	10	15	5	0	2	68	.250	1	5	0	0	2
40 Taylor Butler	3.86	0	0	3	0	0	0	0	0	2.1	1	1	1	0	0	0	0	1	8	.125	0	0	0	0	0
Totals	2.40	57	11	68	68	5	9	6	16	622.2	488	195	166	172	506	68	8	21	2235	.218	36	77	3	15	49
Opponents	5.68	11	57	68	68	1	1	1	8	589.1	722	439	372	293	339	128	16	47	2366	.305	60	53	5	36	42

PB - Team (5), Ross 4, Moore 1, Opp (7). Pickoffs - Team (8), Nola 4, Ross 3, Eades 1, Opp (8). SBA/ATT - Ross (37-56), Nola(11-13), Eades (7-12), Chinae (11-11), LaMarche (8-10), Rumbelow (6-8), Glenn (1-5), Berry (4-4), Reynolds (3-3), McCune(3-3), Cotton (1-2), Fury (1-2), Bourgeois (2-2), Bonvillain (1-2), Newman (1-2), Devall (0-1), Barash (1-1).

FIELDING

PLAYER	C	PO	A	E	FLD%	DPS	SBA	CSB	SBA%	PB	CI	PLAYER	C	PO	A	E	FLD%	DPS	SBA	CSB	SBA%	PB	CI	
9 Mark Laird	136	135	1	0	1.000	0	0	0	-	0	0	40 Taylor Butler	1	0	1	0	1.000	0	0	0	-	0	0	
6 Andrew Stevenson	111	111	0	0	1.000	0	0	0	-	0	0	26 Ty Ross	489	428	59	2	.996	2	37	19	.661	4	0	
4 Raph Rhymes	94	93	1	0	1.000	0	0	0	-	0	0	8 Mason Katz	597	539	51	7	.988	51	0	0	-	0	0	
11 Michael Barash	41	37	4	0	1.000	1	1	0	1.000	0	0	20 Chris Chinae	65	61	3	1	.985	2	11	0	1.000	0	1	
17 Jared Foster	32	30	2	0	1.000	1	0	0	-	0	0	23 JaCoby Jones	276	118	153	5	.982	39	0	0	-	0	0	
24 Cody Glenn	30	5	25	0	1.000	1	1	4	.200	0	0	5 Chris Sciambra	53	50	2	1	.981	0	0	0	-	0	0	
7 Sean McMullen	17	17	0	0	1.000	0	0	0	-	0	0	28 Casey Yocom	32	10	21	1	.969	2	0	0	-	0	0	
49 Brent Bonvillain	9	3	6	0	1.000	0	1	1	.500	0	0	10 Aaron Nola	31	3	27	1	.968	1	11	2	.846	0	0	
29 Nate Fury	9	3	6	0	1.000	1	1	1	.500	0	0	2 Tyler Moore	84	69	12	3	.964	5	0	0	-	1	0	
45 Russell Reynolds	8	2	6	0	1.000	0	3	0	1.000	0	0	30 Alex Bregman	277	86	174	17	.939	32	0	0	-	0	0	
25 Joey Bourgeois	8	4	4	0	1.000	0	2	0	1.000	0	0	37 Ryan Eades	16	7	8	1	.938	0	7	5	.583	0	0	
12 Hunter Devall	6	1	5	0	1.000	0	0	1	.000	0	0	14 Christian Ibarra	181	49	120	12	.934	17	0	0	-	0	0	
58 Chris Cotton	6	1	5	0	1.000	1	1	1	.500	0	0	55 Hunter Newman	6	1	3	2	.667	0	1	1	.500	0	0	
39 Kurt McCune	5	1	4	0	1.000	0	3	0	1.000	0	0	27 Mitch Sewald	0	0	0	0	.000	0	0	0	-	0	0	
36 Will LaMarche	5	1	4	0	1.000	2	8	2	.800	0	0	Totals	2632	1868	711	53	.980	60	49	20	.710	5	1	
13 Alex Edward	3	3	0	0	1.000	1	0	0	-	0	0	Opponents	2550	1768	686	96	.962	65	54	26	.675	7	0	
38 Nick Rumbelow	3	0	3	0	1.000	0	6	2	.750	0	0													
33 Kevin Berry	1	0	1	0	1.000	0	4	0	1.000	0	0													

2013 Stats in SEC Games

Record: 23-7 Home: 12-3 Away: 11-4

BATTING

Player	AVG	GP	GS	AB	R	H	2B	3B	HR	RBI	TB	SLG%	BB	HBP	SO	GDP	OB%	SF	SH	SB	ATT	PO	A	E	FLD%
30 Alex Bregman	.373	29	29	126	22	47	7	3	4	26	72	.571	9	1	11	4	.407	4	0	6	7	48	89	9	.938
8 Mason Katz	.369	30	30	111	22	41	6	1	8	27	73	.658	14	2	17	1	.445	1	0	3	5	240	23	3	.989
7 Sean McMullen	.333	27	22	90	12	30	12	0	2	17	48	.533	13	6	13	0	.434	4	0	0	0	8	0	0	1.000
4 Raph Rhymes	.330	30	30	115	24	38	7	1	3	18	56	.487	9	3	16	7	.388	2	0	1	2	34	1	0	1.000
14 Christian Ibarra	.327	29	29	101	17	33	8	0	3	13	50	.495	16	3	18	1	.433	0	2	0	3	21	46	4	.944
23 JaCoby Jones	.313	27	26	99	16	31	8	0	3	21	48	.485	8	1	26	1	.367	1	0	4	4	60	74	3	.978
9 Mark Laird	.232	30	26	112	19	26	2	1	0	5	30	.268	11	1	19	1	.304	1	6	2	4	66	1	0	1.000
26 Ty Ross	.206	29	29	97	14	20	3	0	1	14	26	.268	12	0	16	2	.288	2	4	0	1	188	23	0	1.000
29 Nate Fury	.500	1	0	4	0	2	1	0	0	0	3	.750	1	0	2	0	.600	0	0	0	0	2	4	0	1.000
17 Jared Foster	.346	18	7	26	7	9	1	0	1	4	13	.500	2	0	2	2	.393	0	0	0	0	13	0	0	1.000
28 Casey Yocom	.308	7	2	13	2	4	0	0	0	3	4	.308	2	0	3	0	.400	0	0	0	0	7	6	0	1.000
2 Tyler Moore	.304	14	5	23	3	7	2	0	0	2	9	.391	6	0	2	0	.433	1	0	0	0	24	7	1	.969
13 Alex Edward	.278	9	5	18	4	5	1	1	0	3	8	.444	2	0	4	0	.350	0	1	0	0	2	0	0	1.000
20 Chris Chinae	.273	14	6	22	2	6	1	0	0	6	7	.318	2	2	1	1	.370	1	0	0	0	11	0	0	1.000
5 Chris Sciambra	.250	16	7	32	6	8	1	1	0	6	11	.344	4	0	9	2	.324	1	3	0	0	13	1	0	1.000
6 Andrew Stevenson	.151	24	16	53	10	8	0	0	0	4	8	.151	7	3	13	1	.286	0	4	1	2	65	0	0	1.000
11 Michael Barash	.000	6	1	7	1	0	0	0	0	0	0	.000	2	0	3	0	.222	0	0	0	0	11	2	0	1.000
Totals	.300	30	30	1049	181	315	60	8	25	169	466	.444	120	22	175	23	.378	18	20	17	28	827	323	21	.982
Opponents	.242	30	30	1015	101	246	29	5	13	96	324	.319	81	35	197	27	.318	6	21	21	29	801	323	33	.971

LOB - Team (247), Opp (230). DPs turned - Team (30), Opp (34). IBB - Team (5), Bregman 2, Rhymes 1, Moore 1, Ibarra 1, Opp(5). Picked off - Laird 1, Katz 1, Rhymes 1, Ross 1, Stevenson 1.

PITCHING

Player	ERA	W	L	APP	GS	CG	SHO	CBO	SV	IP	H	R	ER	BB	SO	2B	3B	HR	AB	B/Avg	WP	HBP	BK	SFA	SHA
10 Aaron Nola	1.70	8	0	9	9	4	2	1	0	69.0	50	13	13	9	65	4	1	3	244	.205	2	6	0	0	2
37 Ryan Eades	3.06	5	1	10	10	0	0	1	0	61.2	66	23	21	21	43	7	2	3	236	.280	5	4	0	2	3
24 Cody Glenn	3.75	3	2	9	9	0	0	0	0	50.1	49	25	21	13	21	6	0	1	189	.259	2	9	0	1	8
29 Nate Fury	0.00	0	0	5	0	0	0	0	0	6.2	5	0	0	1	6	1	0	0	24	.208	2	1	0	0	1
45 Russell Reynolds	0.00	0	0	1	0	0	0	0	0	1.0	0	0	0	1	0	0	0	0	2	.000	0	0	0	0	0
12 Hunter Devall	0.00	0	0	1	0	0	0	0	0	0.1	0	0	0	0	0	0	0	0	1	.000	0	0	0	0	0
25 Joey Bourgeois	1.72	2	1	15	0	0	0	0	0	15.2	12	5	3	7	12	1	0	1	55	.218	3	5	0	0	3
58 Chris Cotton	2.29	2	1	15	0	0	0	1	6	19.2	14	7	5	2	19	1	1	2	71	.197	0	0	1	1	1
39 Kurt McCune	3.48	1	1	5	2	0	0	0	0	10.1	12	4	4	3	5	2	1	0	41	.293	0	2	0	1	0
49 Brent Bonvillain	3.68	1	0	7	0	0	0	0	0	14.2	6	6	6	9	7	0	0	0	48	.125	1	3	0	0	1
38 Nick Rumbelow	4.20	0	0	14	0	0	0	1	0	15.0	13	7	7	10	13	2	0	1	54	.241	1	0	0	1	1
55 Hunter Newman	4.50	0	0	1	0	0	0	0	0	2.0	2	1	1	0	0	0	0	0	7	.286	0	0	0	0	0
33 Kevin Berry	8.31	1	1	6	0	0	0	0	0	4.1	9	4	4	2	5	4	0	2	22	.409	1	1	0	0	0
36 Will LaMarche	10.80	0	0	6	0	0	0	0	0	5.0	8	6	6	3	1	1	0	0	21	.381	0	4	0	0	1
Totals	2.97	23	7	30	30	4	4	2	6	275.2	246	101	91	81	197	29	5	13	1015	.242	17	35	1	6	21
Opponents	5.36	7	23	30	30	0	1	1	4	267.0	315	181	159	120	175	60	8	25	1049	.300	19	22	5	18	20

PB - Team (2), Ross 2, Opp (1). Pickoffs - Team (3), Nola 2, Eades 1, Opp (5). SBA/ATT - Ross (18-26), Eades (6-8), Nola(6-8), Rumbelow (3-4), Glenn (1-4), Chinae (3-3), LaMarche (2-2), Fury (1-1), Berry (1-1), Bourgeois (1-1).

FIELDING

PLAYER	C	PO	A	E	FLD%	DPS	SBA	CSB	SBA%	PB	CI
26 Ty Ross	211	188	23	0	1.000	0	18	8	.692	2	0
9 Mark Laird	67	66	1	0	1.000	0	0	0	-	0	0
6 Andrew Stevenson	65	65	0	0	1.000	0	0	0	-	0	0
4 Raph Rhymes	35	34	1	0	1.000	0	0	0	-	0	0
24 Cody Glenn	21	4	17	0	1.000	0	1	3	.250	0	0
10 Aaron Nola	16	2	14	0	1.000	0	6	2	.750	0	0
5 Chris Sciambra	14	13	1	0	1.000	0	0	0	-	0	0
11 Michael Barash	13	11	2	0	1.000	1	0	0	-	0	0
17 Jared Foster	13	13	0	0	1.000	0	0	0	-	0	0
28 Casey Yocom	13	7	6	0	1.000	1	0	0	-	0	0
20 Chris Chinae	11	11	0	0	1.000	0	3	0	1.000	0	0
7 Sean McMullen	8	8	0	0	1.000	0	0	0	-	0	0
29 Nate Fury	6	2	4	0	1.000	1	1	0	1.000	0	0
58 Chris Cotton	5	1	4	0	1.000	1	0	0	-	0	0
49 Brent Bonvillain	3	0	3	0	1.000	0	0	0	-	0	0
25 Joey Bourgeois	2	1	1	0	1.000	0	1	0	1.000	0	0
13 Alex Edward	2	2	0	0	1.000	1	0	0	-	0	0
45 Russell Reynolds	1	0	1	0	1.000	0	0	0	-	0	0
39 Kurt McCune	1	0	1	0	1.000	0	0	0	-	0	0

Player	C	PO	A	E	FLD%	DPs	SBA	CSB	SBA%	PB	CI
36 Will LaMarche	1	0	1	0	1.000	0	2	0	1.000	0	0
8 Mason Katz	266	240	23	3	.989	26	0	0	-	0	0
23 JaCoby Jones	137	60	74	3	.978	23	0	0	-	0	0
2 Tyler Moore	32	24	7	1	.969	1	0	0	-	0	0
14 Christian Ibarra	71	21	46	4	.944	5	0	0	-	0	0
30 Alex Bregman	146	48	89	9	.938	20	0	0	-	0	0
37 Ryan Eades	11	6	4	1	.909	0	6	2	.750	0	0
33 Kevin Berry	0	0	0	0	.000	0	1	0	1.000	0	0
38 Nick Rumbelow	0	0	0	0	.000	0	3	1	.750	0	0
55 Hunter Newman	0	0	0	0	.000	0	0	0	-	0	0
12 Hunter Devall	0	0	0	0	.000	0	0	0	-	0	0
Totals	1171	827	323	21	.982	30	21	8	.724	2	0
Opponents	1157	801	323	33	.971	34	17	11	.607	1	0

BATTING ANALYSIS

PLAYER	VS LEFT			VS RIGHT			W/RUNNERS ON			W/BASES EMPTY			W/BASES LOADED			RCH AS LEADOFF			FLY OUT	GND OUT	FLY/GND
	H	AB	AVG	H	AB	AVG	H	AB	AVG	H	AB	AVG	H	AB	AVG	RCH	OPS	PCT			
11 Michael Barash	0	7	.000	7	19	.368	4	13	.308	3	13	.231	0	2	.000	4	8	.500	6	8	0.8
30 Alex Bregman	42	101	.416	62	181	.343	59	163	.362	45	119	.378	3	7	.429	19	49	.388	86	67	1.3
20 Chris Chinae	3	17	.176	10	30	.333	7	29	.241	6	18	.333	2	4	.500	3	8	.375	19	14	1.4
13 Alex Edward	6	29	.207	7	24	.292	8	32	.250	5	21	.238	1	3	.333	1	7	.143	10	22	0.5
17 Jared Foster	14	33	.424	9	31	.290	14	42	.333	9	22	.409	0	4	.000	3	11	.273	19	15	1.3
29 Nate Fury	1	1	1.000	1	3	.333	0	1	.000	2	3	.667	0	0	-	2	3	.667	0	0	0.0
14 Christian Ibarra	22	75	.293	46	148	.311	31	108	.287	37	115	.322	4	6	.667	23	52	.442	65	51	1.3
23 JaCoby Jones	27	72	.375	32	129	.248	30	106	.283	29	95	.305	3	10	.300	17	42	.405	63	32	2.0
8 Mason Katz	30	83	.361	60	160	.375	54	142	.380	36	101	.356	3	7	.429	28	66	.424	69	43	1.6
9 Mark Laird	29	99	.293	45	142	.317	28	117	.239	46	124	.371	0	6	.000	17	42	.405	55	86	0.6
7 Sean McMullen	26	65	.400	29	110	.264	25	59	.424	30	116	.259	2	5	.400	36	92	.391	77	25	3.1
2 Tyler Moore	2	9	.222	25	87	.287	17	56	.304	10	40	.250	1	4	.250	7	17	.412	29	30	1.0
4 Raph Rhymes	32	89	.360	52	165	.315	46	153	.301	38	101	.376	1	7	.143	34	63	.540	62	70	0.9
26 Ty Ross	17	65	.262	28	142	.197	23	100	.230	22	107	.206	3	7	.429	19	57	.333	78	68	1.1
5 Chris Sciambra	7	21	.333	19	77	.247	12	44	.273	14	54	.259	1	5	.200	12	30	.400	15	38	0.4
6 Andrew Stevenson	8	31	.258	15	88	.170	17	58	.293	6	61	.098	4	7	.571	9	37	.243	28	47	0.6
28 Casey Yocom	1	6	.167	8	27	.296	5	20	.250	4	13	.308	0	2	.000	5	9	.556	9	11	0.8
Totals	267	803	.333	455	1563	.291	380	1243	.306	342	1123	.305	28	86	.326	239	593	.403	690	627	1.1
Opponents	150	704	.213	338	1531	.221	202	942	.214	286	1293	.221	13	57	.228	195	627	.311	619	648	1.0

PLAYER	PINCH HITTING			WITH RUNNERS IN SCORING POS			W/RNR ON 3RD AND LT 2 OUT			WITH 2 OUT			2-OUT SUCCESS ADVANCING RNRs			#RNRs						
	H	AB	AVG	H	AB	AVG	RBI	OPS	PCT	H	AB	AVG	RBI	ADV	OPS	PCT	W/OUT	LOB	ERR	RCH	FC	KL
11 Michael Barash	2	6	.333	2	8	.250	1	3	.333	2	6	.333	2	6	15	.400	0	7	1	1	2	2
30 Alex Bregman	0	0	-	33	89	.371	19	30	.633	37	93	.398	17	85	172	.494	20	47	4	4	12	9
20 Chris Chinae	3	9	.333	5	16	.313	3	4	.750	4	16	.250	6	17	35	.486	8	15	0	1	1	1
13 Alex Edward	5	14	.357	5	21	.238	3	4	.750	6	23	.261	5	17	38	.447	4	21	3	3	1	1
17 Jared Foster	3	6	.500	10	29	.345	4	7	.571	10	26	.385	5	21	46	.457	2	25	0	3	4	4
29 Nate Fury	0	0	-	0	1	.000	0	1	.000	0	0	-	0	0	1	.000	0	0	0	0	0	0
14 Christian Ibarra	0	0	-	23	67	.343	10	17	.588	22	67	.328	14	63	126	.500	14	38	7	5	19	9
23 JaCoby Jones	0	0	-	21	64	.328	11	17	.647	19	74	.257	11	55	121	.455	10	56	5	7	17	17
8 Mason Katz	0	0	-	34	86	.395	15	23	.652	32	84	.381	34	89	161	.553	13	58	5	13	12	12
9 Mark Laird	0	0	-	14	68	.206	10	21	.476	14	63	.222	2	67	136	.493	32	45	8	16	13	13
7 Sean McMullen	3	10	.300	15	35	.429	12	14	.857	12	40	.300	8	45	77	.584	14	28	2	2	8	8
2 Tyler Moore	9	22	.409	9	36	.250	6	9	.667	9	43	.209	4	28	62	.452	7	37	2	4	4	4
4 Raph Rhymes	0	0	-	28	100	.280	17	24	.708	27	97	.278	17	79	166	.476	12	82	13	10	12	12
26 Ty Ross	0	0	-	17	64	.266	12	19	.632	14	68	.206	14	54	117	.462	26	48	4	12	11	11
5 Chris Sciambra	3	12	.250	10	31	.323	4	9	.444	7	30	.233	3	30	56	.536	16	22	1	2	1	1
6 Andrew Stevenson	0	5	.000	11	34	.324	5	8	.625	10	39	.256	8	37	69	.536	15	26	3	9	6	6
28 Casey Yocom	2	8	.250	4	14	.286	0	1	.000	5	16	.313	5	7	22	.318	0	13	0	1	0	0
Totals	30	92	.326	241	763	.316	132	211	.626	230	785	.293	155	700	1420	.493	193	583	58	102	120	120
Opponents	14	73	.192	109	526	.207	59	109	.541	138	706	.195	61	425	1068	.398	154	486	37	53	166	166

PITCHING ANALYSIS

PLAYER	VS LEFT			VS RIGHT			W/RUNNERS ON			W/BASES EMPTY			RCH BY LEADOFF			W/2 OUT			FLY OUT	GND OUT	FLY/GND
	H	AB	AVG	H	AB	AVG	H	AB	AVG	H	AB	AVG	RCH	OPS	PCT	H	AB	AVG			
33 Kevin Berry	8	22	.364	9	46	.196	9	48	.188	8	20	.400	6	12	.500	4	24	.167	25	10	2.5
49 Brent Bonvillain	12	60	.200	23	114	.202	14	74	.189	21	100	.210	17	53	.321	9	53	.170	48	58	0.8
25 Joey Bourgeois	10	43	.233	16	70	.229	11	53	.208	15	60	.250	12	34	.353	6	31	.194	21	37	0.6
40 Taylor Butler	0	2	.000	1	6	.167	0	0	-	1	8	.125	1	3	.333	0	1	.000	3	4	0.8
58 Chris Cotton	5	44	.114	20	117	.171	9	59	.153	16	102	.157	7	39	.179	7	57	.123	50	39	1.3
12 Hunter Devall	4	19	.211	11	42	.262	8	29	.276	7	32	.219	8	19	.421	4	19	.211	20	12	1.7
37 Ryan Eades	40	148	.270	61	228	.268	43	172	.250	58	204	.284	38	104	.365	27	110	.245	105	95	1.1
29 Nate Fury	7	22	.318	7	42	.167	7	29	.241	7	35	.200	5	16	.313	3	21	.143	23	14	1.6
24 Cody Glenn	20	91	.220	55	217	.253	32	131	.244	43	177	.243	30	89	.337	21	95	.221	78	122	0.6
36 Will LaMarche	10	33	.303	10	58	.172	8	43	.186	12	48	.250	11	28	.393	5	27	.185	24	23	1.0
39 Kurt McCune	11	28	.393	12	61	.197	8	44	.182	15	45	.333	9	24	.375	8	29	.276	22	29	0.8
55 Hunter Newman	2	31	.065	11	50	.220	4	31	.129	9	50	.180	10	26	.385	1	24	.042	32	22	1.5
10 Aaron Nola	35	187	.187	48	255	.188	30	139	.216	53	303	.175	30	131	.229	32	148	.216	115	125	0.9
45 Russell Reynolds	1	18	.056	11	50	.220	4	24	.167	8	44	.182	3	19	.158	5	23	.217	19	28	0.7
38 Nick Rumbelow	10	40	.250	14	76	.184	14	58	.241	10	58	.172	7	26	.269	6	41	.146	33	25	1.3
27 Mitch Sewald	0	2	.000	4	13	.308	1	8	.125	3	7	.429	1	4	.250	0	3	.000	1	5	0.2
Totals	175	790	.222	313	1445	.217	202	942	.214	286	1293	.221	195	627	.311	138	706	.195	619	648	1.0
Opponents	205	729	.281	517	1637	.316	380	1243	.306	342	1123	.305	239	593	.403	230	785	.293	690	627	1.1

Career Stats of Departing Players

Michael Barash, C

Year	Avg	GP	GS	AB	R	H	2B	3B	HR	RBI	TB	SLG%	BB	HBP	SO	GDP	OB%	SF	SH	SB	ATT	PO	A	E	FLD%
2013	.269	18	5	26	8	7	1	0	1	4	11	.423	5	1	4	1	.406	0	0	0	0	37	4	0	1000

Kevin Berry, RHP

Year	ERA	W	L	App	GS	CG	SHO	CBO	SV	IP	H	R	ER	BB	SO	2B	3B	HR	BF	B/Avg	WP	HBP	BK	SFA	SHA
2011	3.14	3	1	26	0	0	0	1	2	28.2	21	11	10	8	16	3	0	2	117	.210	2	3	0	2	4
2012	3.09	4	0	16	0	0	0	2	0	11.2	8	6	4	9	10	2	0	1	54	.205	1	3	0	1	2
2013	3.78	4	1	20	0	0	0	1	0	16.2	17	7	7	10	15	5	0	2	85	.250	1	5	0	0	2
TOTAL	3.32	7	2	62	0	0	0	4	2	57.0	46	24	21	27	41	10	0	5	256	.222	4	11	0	3	8

Brent Bonvillain, LHP

Year	ERA	W	L	App	GS	CG	SHO	CBO	SV	IP	H	R	ER	BB	SO	2B	3B	HR	BF	B/Avg	WP	HBP	BK	SFA	SHA
2012	3.49	4	0	22	0	0	0	0	0	28.1	27	13	11	12	26	2	0	2	125	.265	3	5	2	1	5
2013	2.70	3	0	21	6	0	0	1	0	50.0	35	17	15	25	37	6	0	0	216	.201	2	11	0	2	4
TOTAL	2.99	7	0	43	6	0	0	3	0	78.1	62	30	26	37	63	8	0	2	341	.225	5	16	2	3	9

Joey Bourgeois, RHP

Year	ERA	W	L	App	GS	CG	SHO	CBO	SV	IP	H	R	ER	BB	SO	2B	3B	HR	BF	B/Avg	WP	HBP	BK	SFA	SHA
2010	6.68	4	1	18	12	0	0	1	0	60.2	66	46	45	31	48	14	3	9	279	.282	4	7	0	2	5
2012	2.38	3	2	26	0	0	0	3	0	34.0	22	9	9	14	37	9	0	0	136	.190	7	1	0	1	4
2013	2.25	3	2	34	0	0	0	3	0	32.0	26	10	8	10	32	3	0	1	134	.230	4	6	0	0	5
TOTAL	4.41	10	5	78	12	0	0	7	0	126.2	114	65	62	55	117	26	3	10	549	.246	15	14	0	3	14

Taylor Butler, RHP

Year	ERA	W	L	App	GS	CG	SHO	CBO	SV	IP	H	R	ER	BB	SO	2B	3B	HR	BF	B/Avg	WP	HBP	BK	SFA	SHA
2013	3.86	0	0	3	0	0	0	0	0	2.1	1	1	1	0	0	0	0	1	8	.125	0	0	0	0	0

Chris Cotton, LHP

Year	ERA	W	L	App	GS	CG	SHO	CBO	SV	IP	H	R	ER	BB	SO	2B	3B	HR	BF	B/Avg	WP	HBP	BK	SFA	SHA
2010	5.32	2	0	18	0	0	0	0	1	22.0	25	13	13	4	12	7	0	3	95	.294	0	2	0	2	2
2011	3.38	0	0	13	0	0	0	1	0	13.1	11	6	5	2	14	3	0	0	54	.216	0	1	0	0	0
2012	1.59	7	0	36	0	0	0	4	1	45.1	30	10	8	7	40	7	0	2	175	.185	2	3	1	0	3
2013	1.16	4	1	37	0	0	0	5	16	46.2	25	8	6	3	47	3	1	2	167	.155	0	0	1	1	2
TOTAL	2.26	13	1	104	0	0	0	10	18	127.1	91	37	32	16	113	20	1	7	491	.198	2	6	2	3	7

Ryan Eades, RHP

Year	ERA	W	L	App	GS	CG	SHO	CBO	SV	IP	H	R	ER	BB	SO	2B	3B	HR	BF	B/Avg	WP	HBP	BK	SFA	SHA
2011	4.81	4	1	18	6	0	0	0	0	43.0	49	24	23	18	31	7	1	4	194	.292	6	2	3	1	5
2012	3.83	5	3	17	17	0	0	1	0	94.0	107	45	40	28	63	16	2	8	418	.296	5	15	6	6	8
2013	2.79	8	1	17	17	0	0	1	0	100.0	101	34	31	32	78	9	3	3	424	.269	9	8	0	2	6
TOTAL	3.57	17	5	52	40	0	0	2	0	237.0	257	103	94	78	172	32	6	15	1036	.284	20	25	9	9	19

Alex Edward, OF

Year	Avg	GP	GS	AB	R	H	2B	3B	HR	RBI	TB	SLG%	BB	HBP	SO	GDP	OB%	SF	SH	SB	ATT	PO	A	E	FLD%
2010	.314	34	23	102	14	32	7	0	2	15	45	.441	10	3	24	2	.388	1	2	0	0	28	21	3	.942
2011	.279	43	37	129	22	36	7	1	2	27	51	.395	13	6	23	6	.369	1	1	1	1	175	13	4	.979
2012	.243	27	22	74	6	18	3	0	0	5	21	.284	2	5	13	2	.309	0	4	0	1	40	1	1	.976
2013	.245	30	13	53	6	13	3	1	0	9	18	.340	5	0	7	1	.310	0	2	0	0	3	0	0	1000
TOTAL	.277	134	95	358	48	99	20	2	4	56	135	.377	30	14	67	11	.354	2	9	1	2	246	35	8	.972

JaCoby Jones, INF

Year	Avg	GP	GS	AB	R	H	2B	3B	HR	RBI	TB	SLG%	BB	HBP	SO	GDP	OB%	SF	SH	SB	ATT	PO	A	E	FLD%
2011	.338	56	56	195	36	66	11	1	4	32	91	.467	12	7	37	2	.395	1	4	12	20	79	124	8	.962
2012	.253	64	62	245	42	62	13	1	4	29	89	.363	15	5	47	5	.308	1	4	11	16	94	124	4	.982
2013	.294	59	57	201	42	59	11	1	6	31	90	.448	30	3	44	2	.390	2	0	12	15	118	153	5	.982
TOTAL	.292	179	175	641	120	187	35	3	14	92	270	.421	57	15	128	9	.361	4	8	35	51	291	401	17	.976

Mason Katz, 1B/OF

Year	Avg	GP	GS	AB	R	H	2B	3B	HR	RBI	TB	SLG%	BB	HBP	SO	GDP	OB%	SF	SH	SB	ATT	PO	A	E	FLD%
2010	.318	23	8	44	11	14	2	0	0	5	16	.384	4	1	6	2	.388	0	0	0	0	20	5	0	1000
2011	.337	51	50	190	40	64	21	2	4	53	101	.532	9	3	34	0	.371	3	4	6	10	165	7	0	1000
2012	.320	64	64	241	65	77	15	1	13	52	133	.552	33	8	52	5	.414	3	0	8	12	324	16	5	.986
2013	.370	68	68	243	53	90	14	2	16	70	156	.642	41	5	38	5	.464	4	0	5	12	539	51	7	.988
TOTAL	.341	206	190	718	169	245	52	5	33	180	406	.565	87	17	130	12	.419	10	4	19	34	1048	79	12	.989

Will LaMarche, RHP

Year	ERA	W	L	App	GS	CG	SHO	CBO	SV	IP	H	R	ER	BB	SO	2B	3B	HR	BF	B/Avg	WP	HBP	BK	SFA	SHA
2013	3.42	3	0	24	0	0	0	1	0	26.1	20	10	10	13	25	3	0	0	112	.220	2	6	1	1	1

Raph Rhymes, OF

Year	Avg	GP	GS	AB	R	H	2B	3B	HR	RBI	TB	SLG%	BB	HBP	SO	GDP	OB%	SF	SH	SB	ATT	PO	A	E	FLD%
2011	.360	56	56	214	43	77	18	0	3	42	104	.486	24	2	19	3	.424	3	5	8	10	16	0	1	.94

Paul Mainieri, Head Coach
Louisiana Coach of the Year

Kevin Berry, RHP
SEC Academic Honor Roll

Brent Bonvillain, LHP
SEC Academic Honor Roll
NCAA Regional All-Tournament Team

Joey Bourgeois, RHP
SEC Academic Honor Roll

Alex Bregman, SS
National Freshman of the Year (Collegiate Baseball, Baseball America, NCBWA)
National Shortstop of the Year (Brooks Wallace Award)
First-Team All-American
(Baseball America, ABCA, Perfect Game)
SEC Freshman of the Year
First-Team All-SEC
ABCA First-Team All-South Region
NCAA Baton Rouge Regional Most Outstanding Player
SEC Player of the Week (March 25)
Louisiana Freshman of the Year

Chris Cotton, LHP
Drafted in MLB 14th Round by Houston Astros
SEC Academic Honor Roll
Perfect Game Third-Team All-American
SEC Tournament Most Valuable Player
First-Team All-Louisiana

Ryan Eades, RHP
Drafted in MLB 2nd Round by Minnesota Twins
First-Team All-Louisiana

Jared Foster, OF
SEC All-Tournament Team

Nate Fury, RHP
SEC Academic Honor Roll

Cody Glenn, LHP
Honorable Mention All-Louisiana

Christian Ibarra, 3B
Drafted in MLB 32nd Round by Pittsburgh Pirates
First-Team All-SEC
SEC All-Defensive Team
SEC All-Tournament Team
Second-Team All-Louisiana

JaCoby Jones, 2B
Drafted in MLB 3rd Round by Pittsburgh Pirates
Second-Team All-SEC

Mason Katz, OF
Drafted in MLB 4th Round by St. Louis Cardinals
SEC Academic Honor Roll
SEC Community Service Team
First-Team All-American (NCBWA)
Second-Team All-American
(ABCA, Collegiate Baseball, Perfect Game)
First-Team All-SEC
ABCA First-Team All-South Region
NCAA Regional All-Tournament Team
Louisiana Hitter of the Year
Collegiate Baseball National Player of the Week
(April 1 and March 18)
SEC Player of the Week (April 1 and March 18)

Mark Laird, OF
SEC First-Year Academic Honor Roll

Will LaMarche, RHP
Drafted in MLB 9th Round by Detroit Tigers
2013 SEC Academic Honor Roll

Kurt McCune, RHP
SEC Academic Honor Roll

Sean McMullen, OF
SEC Academic Honor Roll
SEC All-Tournament Team

Aaron Nola, RHP
First-Team All-American (Baseball America, Collegiate Baseball, ABCA, Perfect Game, NCBWA)
National Pitcher of the Year Finalist
SEC Pitcher of the Year
Corbett Award Winner (Best Amateur Athlete in Louisiana)
ABCA First-Team All-South Region
NCAA Baton Rouge Regional All-Tournament Team
Louisiana Pitcher of the Year
SEC Pitcher of the Week (April 22 and May 6)

Raph Rhymes, OF
Drafted in MLB 15th Round by Detroit Tigers
SEC Academic Honor Roll
First-Team All-SEC
NCAA Regional All-Tournament Team
First-Team All-Louisiana
SEC Player of the Week (May 20)

Ty Ross, C
Drafted in MLB 12th Round by San Francisco Giants
NCAA Regional All-Tournament Team

Nick Rumbelow, RHP
Drafted in MLB 7th Round by New York Yankees
SEC Academic Honor Roll

Chris Sciambra, OF
SEC Academic Honor Roll

Casey Yocom, INF
SEC Academic Honor Roll

2013 Final Polls

BASEBALL AMERICA

1. UCLA *	49-17
2. Mississippi State *	51-20
3. North Carolina *	59-12
4. Oregon State	52-13
5. LSU	57-11
6. North Carolina State	50-16
7. Indiana	49-16
8. Louisville	51-14
9. Vanderbilt *	54-12
10. Cal State Fullerton	51-10
11. Virginia	50-12
12. Florida State	47-17
13. Kansas State	45-19
14. South Carolina *	43-20
15. Oklahoma *	43-21
16. Rice	44-20
17. Oregon	48-16
18. Arkansas *	39-22
19. Virginia Tech	40-22
20. Florida Atlantic	42-22
21. Austin Peay State	47-15
22. Arizona State	37-22
23. San Diego	37-25
24. Oklahoma State	41-19
25. Troy	42-20

LSU record vs. Baseball America Top 25: 9-7

COLLEGIATE BASEBALL

1. UCLA *	49-17
2. Mississippi St. *	51-20
3. North Carolina *	59-12
4. Oregon State	52-13
5. North Carolina St.	50-16
6. Indiana	49-16
7. LSU	57-11
8. Louisville	51-14
9. Vanderbilt *	54-12
10. Cal St. Fullerton	51-10
11. Virginia	50-12
12. Florida State	47-17
13. South Carolina *	43-20
14. Rice	44-20
15. Kansas State	45-19
16. Oklahoma *	43-21
17. Oregon	48-16
18. Arkansas *	39-22
19. Arizona State	37-22-1
20. Virginia Tech	40-22
21. Cal Poly	40-19
22. Oklahoma State	41-19
23. Troy	42-20
24. Florida Atlantic	42-22
25. Central Arkansas	42-22
26. Liberty	36-29
27. Clemson	40-22
28. William & Mary	39-24
29. Austin Peay	47-15
30. San Diego	37-25

LSU record vs. Collegiate Baseball Top 30: 9-7

USA TODAY/ESPN

1. UCLA *	49-17
2. Mississippi State *	51-20
3. North Carolina *	59-12
4. Oregon State	52-13
5. North Carolina St.	50-16
6. LSU	57-11
7. Indiana	49-16
8. Louisville	51-14
9. Vanderbilt *	54-12
10. Cal State Fullerton	51-10
11. Virginia	50-12
12. South Carolina *	43-20
13. Florida State	47-17
14. Kansas State	45-19
15. Oregon	48-16
16. Rice	44-20
17. Oklahoma *	43-21
18. Arkansas *	39-22
19. Arizona State	37-22-1
20. Virginia Tech	40-22
21. Oklahoma State	41-19
22. Florida Atlantic	42-22
23. Georgia Tech	37-27
24. Cal Poly	40-19
25. Clemson	40-22

LSU record vs. USA Today Top 25: 9-7

* - 2013 LSU opponent

TEAM GAME HIGHS

Batting

At bats:	61	at Alabama (Apr 20, 2013)
Runs scored:	18	vs Florida (May 04, 2013)
Hits:	19	vs Southeastern La. (Feb 22, 2013)
	19	vs Florida (May 04, 2013)
RBI's:	17	vs Florida (May 04, 2013)
Doubles:	6	vs Southeastern La. (Feb 22, 2013)
	6	vs Kentucky (Apr 06, 2013)
	6	vs Florida (May 04, 2013)
Triples:	2	at Louisiana-Lafayette (Feb 26, 2013)
	2	at Alabama (Apr 20, 2013)
Home runs:	4	at Missouri (Mar 30, 2013)
	4	vs Ole Miss (May 16, 2013)
Total bases:	33	at Alabama (Apr 20, 2013)
Walks:	10	vs Washington (Mar 09, 2013)
	10	vs Auburn (Mar 22, 2013)
	10	at Alabama (Apr 20, 2013)
Strikeouts:	15	at Alabama (Apr 20, 2013)
Sac hits:	2	(11 games)
Sac flies:	4	vs Jackson State (May 31, 2013)
Stolen bases:	4	vs Stephen F. Austin (Mar 05, 2013)
Hit by pitch:	4	at Louisiana-Lafayette (Feb 26, 2013)
Caught stealing:	2	at Arkansas (Apr 12, 2013)
Runners LOB:	16	vs Sam Houston State (Jun 01, 2013)
Hit into DP:	4	at Louisiana-Lafayette (Feb 26, 2013)
	4	vs Alabama (May 24, 2013 at Hoover, Ala.)

Fielding

Putouts:	48	at Alabama (Apr 20, 2013)
Assists:	21	at Alabama (Apr 20, 2013)
Errors:	5	vs Sam Houston State (Jun 01, 2013)
Passed balls:	1	(5 games)
DPs turned:	4	at Mississippi State (Mar 15, 2013)

Pitching

Innings pitched:	16.0	at Alabama (Apr 20, 2013)
Runs allowed:	11	vs Ole Miss (May 18, 2013)
Earned runs:	11	vs Ole Miss (May 18, 2013)
Walks allowed:	8	at Mississippi State (Mar 17, 2013)
Strikeouts:	15	vs Brown (Mar 01, 2013)
Hits allowed:	17	at Alabama (Apr 20, 2013)
Doubles allowed:	5	vs Auburn (Mar 22, 2013)
Triples allowed:	2	vs South Carolina (Apr 27, 2013)
Homers allowed:	4	vs Ole Miss (May 18, 2013)
Wild pitches:	3	at Mississippi State (Mar 16, 2013)
	3	at Mississippi State (Mar 17, 2013)
	3	vs Ole Miss (May 17, 2013)
Hit batters:	6	at Mississippi State (Mar 15, 2013)

INDIVIDUAL GAME HIGHS

Batting

At bats:	7	(6 games)
Runs scored:	4	Mark Laird vs Southeastern La. (Feb 22, 2013)
Hits:	4	(8 games)
RBI's:	6	Mason Katz vs Southeastern La. (Feb 22, 2013)
	6	JaCoby Jones vs Florida (May 04, 2013)
Doubles:	2	(11 games)
Triples:	1	(16 games)
Home runs:	2	Mason Katz vs Washington (Mar 09, 2013)
	2	Mason Katz at Mississippi State (Mar 15, 2013)
	2	Christian Ibarra at Missouri (Mar 30, 2013)
Total bases:	9	Alex Bregman at Alabama (Apr 20, 2013)
Walks:	3	(5 games)
Strikeouts:	3	(8 games)
Sac hits:	2	Mark Laird vs Kentucky (Apr 07, 2013)
	2	Mark Laird at Alabama (Apr 20, 2013)
	2	Mark Laird at Alabama (Apr 21, 2013)
Sac flies:	2	Mason Katz vs Jackson State (May 31, 2013)
Stolen bases:	2	JaCoby Jones vs Washington (Mar 09, 2013)
Hit by pitch:	2	Chris Sciambra vs Southern (Apr 10, 2013)
	2	Mason Katz at Texas A&M (May 09, 2013)
	2	Jared Foster vs Vanderbilt (May 26, 2013)
Caught stealing:	1	(26 games)
Runners LOB:	8	Raph Rhymes vs North Carolina (Jun 18, 2013)

Fielding

Putouts:	14	Mason Katz vs Kentucky (Apr 07, 2013)
	14	Mason Katz at Alabama (Apr 21, 2013)
Assists:	8	Alex Bregman at Alabama (Apr 20, 2013)
Errors:	2	(5 games)
Passed balls:	1	(5 games)

Pitching

Innings pitched:	9.0	(5 games)
Runs allowed:	6	Cody Glenn at Mississippi State (Mar 17, 2013)
Earned runs:	6	Cody Glenn at Mississippi State (Mar 17, 2013)
Walks allowed:	4	Hunter Newman vs Arkansas (May 25, 2013)
Strikeouts:	11	Aaron Nola vs Brown (Mar 01, 2013)
	11	Ryan Eades vs Brown (Mar 02, 2013)
Hits allowed:	9	Aaron Nola at Mississippi State (Mar 15, 2013)
	9	Aaron Nola vs Auburn (Mar 22, 2013)
	9	Ryan Eades at Missouri (Mar 30, 2013)
Doubles allowed:	3	Aaron Nola vs Auburn (Mar 22, 2013)
	3	Ryan Eades at Alabama (Apr 20, 2013)
	3	Aaron Nola vs Sam Houston State (Jun 01, 2013)
Triples allowed:	1	(8 games)
Homers allowed:	2	Russell Reynolds vs Alcorn State (Apr 02, 2013)
	2	Kevin Berry vs Ole Miss (May 18, 2013)
	2	Ryan Eades vs Ole Miss (May 18, 2013)
Wild pitches:	3	Ryan Eades at Mississippi State (Mar 16, 2013)
Hit batters:	3	Brent Bonvillain at Mississippi St. (Mar 15, 2013)
	3	Cody Glenn at Missouri (Mar 31, 2013)

Inning-by-Inning Summary

	1	2	3	4	5	6	7	8	9	10+	Total
LSU	55	53	54	52	48	57	45	46	20	9	439
Opp.	29	21	12	23	14	14	39	20	22	1	195

Win-Loss Summary

Total	57-11	Opp. scores first	16-7
Conference	23-7	After 6 leading	48-2
Non-Conf	34-4	After 6 trailing	4-6
Home	39-4	After 6 tied	5-3
Away	13-4	After 7 leading	47-0
Neutral	5-3	After 7 trailing	2-8
Day	17-6	After 7 tied	7-3
Night	40-5	After 8 leading	48-0
vs Left	28-3	After 8 trailing	2-10
vs Right	29-8	After 8 tied	5-1
1-Run games	11-3	Hit 0 home runs	27-9
2-Run games	7-3	Hit 1 home run	19-2
3-Run games	24-3	Hit 2+ home runs	11-0
Extra inns	6-1	Opponent 0 home runs	44-7
Shutouts	9-1	Opponent 1 home run	12-3
Scoring 0-2 runs	6-7	Opponent 2+ HRs	1-1
Scoring 3-5 runs	16-3	Made 0 errors	27-4
Scoring 6-9 runs	21-1	Made 1 error	23-3
Scoring 10+ runs	14-0	Made 2+ errors	7-4
Opponent 0-2 runs	34-2	Opp. made 0 errors	13-5
Opponent 3-5 runs	20-5	Opp. made 1 error	21-4
Opponent 6-9 runs	3-2	Opp. made 2+ errors	23-2
Opponent 10+ runs	0-2	Out-hit opponent	45-3
Scored in 1st inning	19-1	Out-hit by opponent	7-7
Scores first	41-4	Hits are tied	5-1

Record when team scores:

Runs	0	1	2	3	4	5	6	7	8	9	10+
W-L	0-1	1-3	5-3	4-2	3-1	9-0	4-0	7-0	5-0	5-1	14-0

Record when opponent scores:

Runs	0	1	2	3	4	5	6	7	8	9	10+
W-L	9-0	14-0	11-2	8-0	8-5	4-0	1-0	1-0	1-1	0-1	0-2

Record when leading after:

Inn.	1	2	3	4	5	6	7	8
W-L	16-1	32-1	41-3	43-4	45-2	48-2	47-0	48-0

Record when trailing after:

Inn.	1	2	3	4	5	6	7	8
W-L	9-4	7-5	6-4	5-6	5-6	4-6	2-8	2-10

Record when tied after:

Inn.	1	2	3	4	5	6	7	8
W-L	32-6	18-5	10-4	9-1	7-3	5-3	7-3	5-1

Longest winning streak **15**
 Longest losing streak **2**

Home attendance **473298** (43 dates avg = 11006)
 Away attendance **200775** (25 dates avg = 8031)
 Total attendance **674073** (68 dates avg = 9912)

Multiple Hit Games

	2	3	4	5+	Tot
30 Alex Bregman	19	14	1	-	34
8 Mason Katz	21	8	-	-	29
4 Raph Rhymes	16	7	1	-	24
14 Christian Ibarra	15	5	-	-	20
9 Mark Laird	11	5	2	-	18
23 JaCoby Jones	11	4	1	-	16
7 Sean McMullen	10	3	1	-	14
26 Ty Ross	9	-	-	-	9
5 Chris Sciambra	4	-	1	-	5
6 Andrew Stevenson	5	-	-	-	5
17 Jared Foster	5	-	-	-	5
2 Tyler Moore	1	2	-	-	3
13 Alex Edward	2	-	-	-	2
20 Chris Chinae	2	-	-	-	2
28 Casey Yocom	1	-	1	-	2
11 Michael Barash	1	-	-	-	1
29 Nate Fury	1	-	-	-	1
TEAM	134	48	8	0	190

Multiple RBI Games

	2	3	4	5+	Tot
8 Mason Katz	9	4	4	2	19
30 Alex Bregman	7	5	1	-	13
4 Raph Rhymes	6	5	-	1	12
14 Christian Ibarra	7	3	-	-	10
23 JaCoby Jones	6	-	1	1	8
26 Ty Ross	3	2	1	-	6
7 Sean McMullen	2	4	-	-	6
6 Andrew Stevenson	3	-	-	-	3
9 Mark Laird	3	-	-	-	3
17 Jared Foster	1	1	-	-	2
2 Tyler Moore	1	1	-	-	2
20 Chris Chinae	1	1	-	-	2
28 Casey Yocom	-	1	-	-	1
5 Chris Sciambra	1	-	-	-	1
13 Alex Edward	1	-	-	-	1
TEAM	51	27	7	4	89

Hitting Streaks

	LONGEST	CURRENT
30 Alex Bregman	23	-
8 Mason Katz	16	2
4 Raph Rhymes	12	-
23 JaCoby Jones	9	1
9 Mark Laird	8	7
7 Sean McMullen	8	1
14 Christian Ibarra	8	-
17 Jared Foster	6	1
26 Ty Ross	4	3
20 Chris Chinae	4	4
6 Andrew Stevenson	3	1
5 Chris Sciambra	3	2
11 Michael Barash	3	-
2 Tyler Moore	3	-
13 Alex Edward	2	2
28 Casey Yocom	2	-
29 Nate Fury	1	1

Reached Base Streaks

	LONGEST	CURRENT
14 Christian Ibarra	42	2
8 Mason Katz	35	2
30 Alex Bregman	31	1
4 Raph Rhymes	25	-
7 Sean McMullen	20	1
9 Mark Laird	18	7
23 JaCoby Jones	10	8
5 Chris Sciambra	8	2
26 Ty Ross	7	6
17 Jared Foster	7	1
11 Michael Barash	4	2
6 Andrew Stevenson	4	1
20 Chris Chinae	4	4
2 Tyler Moore	3	-
13 Alex Edward	3	3
28 Casey Yocom	2	1
29 Nate Fury	1	1

Starting Lineup by Position

(Team W-L record when starter)

PITCHER

10 Aaron Nola	17	(15-2)
37 Ryan Eades	17	(14-3)
24 Cody Glenn	15	(11-4)
49 Brent Bonvillain	6	(5-1)
45 Russell Reynolds	4	(4-0)
39 Kurt McCune	4	(3-1)
55 Hunter Newman	3	(3-0)
38 Nick Rumbelow	1	(1-0)
12 Hunter Devall	1	(1-0)

CATCHER

26 Ty Ross	62	(52-10)
20 Chris Chinae	3	(3-0)
11 Michael Barash	2	(1-1)
2 Tyler Moore	1	(1-0)

FIRST BASE

8 Mason Katz	60	(51-9)
2 Tyler Moore	6	(5-1)
20 Chris Chinae	2	(1-1)

SECOND BASE

23 JaCoby Jones	57	(48-9)
8 Mason Katz	8	(6-2)
28 Casey Yocom	3	(3-0)

THIRD BASE

14 Christian Ibarra	65	(55-10)
2 Tyler Moore	3	(2-1)

SHORTSTOP

30 Alex Bregman	67	(57-10)
28 Casey Yocom	1	(0-1)

LEFT FIELD

4 Raph Rhymes	65	(54-11)
5 Chris Sciambra	2	(2-0)
7 Sean McMullen	1	(1-0)

CENTER FIELD

6 Andrew Stevenson	33	(26-7)
9 Mark Laird	26	(24-2)
5 Chris Sciambra	9	(7-2)

RIGHT FIELD

9 Mark Laird	33	(26-7)
17 Jared Foster	15	(12-3)
7 Sean McMullen	11	(10-1)
5 Chris Sciambra	9	(9-0)

DESIGNATED HITTER

7 Sean McMullen	31	(24-7)
13 Alex Edward	13	(11-2)
2 Tyler Moore	10	(10-0)
20 Chris Chinae	5	(5-0)
5 Chris Sciambra	3	(1-2)
4 Raph Rhymes	3	(3-0)
11 Michael Barash	3	(3-0)

STARTING LINEUP BY LINEUP SPOT

(Team W-L record when starter)

LEADOFF

7 Sean McMullen	41	(33-8)
5 Chris Sciambra	17	(16-1)
23 JaCoby Jones	5	(4-1)
17 Jared Foster	2	(2-0)
4 Raph Rhymes	1	(0-1)
6 Andrew Stevenson	1	(1-0)
9 Mark Laird	1	(1-0)

2ND SPOT

9 Mark Laird	57	(49-8)
17 Jared Foster	5	(4-1)
23 JaCoby Jones	1	(1-0)
7 Sean McMullen	1	(1-0)
4 Raph Rhymes	1	(0-1)
2 Tyler Moore	1	(1-0)
8 Mason Katz	1	(0-1)
28 Casey Yocom	1	(1-0)

3RD SPOT

30 Alex Bregman	67	(57-10)
5 Chris Sciambra	1	(0-1)

CLEANUP

4 Raph Rhymes	41	(37-4)
8 Mason Katz	26	(20-6)
13 Alex Edward	1	(0-1)

5TH SPOT

8 Mason Katz	41	(37-4)
4 Raph Rhymes	25	(20-5)
2 Tyler Moore	1	(0-1)
14 Christian Ibarra	1	(0-1)

6TH SPOT

14 Christian Ibarra	52	(44-8)
23 JaCoby Jones	13	(12-1)
2 Tyler Moore	1	(1-0)
26 Ty Ross	1	(0-1)
20 Chris Chinae	1	(0-1)

7TH SPOT

23 JaCoby Jones	24	(22-2)
26 Ty Ross	16	(12-4)
2 Tyler Moore	13	(12-1)
13 Alex Edward	6	(5-1)
5 Chris Sciambra	4	(2-2)
11 Michael Barash	2	(1-1)
20 Chris Chinae	2	(2-0)
14 Christian Ibarra	1	(1-0)

8TH SPOT

26 Ty Ross	35	(31-4)
23 JaCoby Jones	13	(9-4)
6 Andrew Stevenson	7	(6-1)
20 Chris Chinae	5	(5-0)
11 Michael Barash	2	(2-0)
13 Alex Edward	2	(2-0)
17 Jared Foster	2	(1-1)
7 Sean McMullen	1	(1-0)
9 Mark Laird	1	(0-1)

9TH SPOT

6 Andrew Stevenson	25	(19-6)
14 Christian Ibarra	11	(10-1)
26 Ty Ross	10	(9-1)
17 Jared Foster	6	(5-1)
2 Tyler Moore	4	(4-0)
13 Alex Edward	4	(4-0)
28 Casey Yocom	3	(2-1)
20 Chris Chinae	2	(2-0)
11 Michael Barash	1	(1-0)
5 Chris Sciambra	1	(1-0)
23 JaCoby Jones	1	(0-1)



The Tigers take photos prior to their CWS workout at Omaha's TD Ameritrade Park.

Eastern Division

	SEC		OVERALL	
	W-L	PCT.	W-L	PCT.
%Vanderbilt	26-3	.897	54-12	.818
South Carolina	17-12	.586	43-20	.683
Florida	14-16	.467	29-30	.492
Kentucky	11-19	.367	30-25	.545
Missouri	10-20	.333	18-32	.360
Tennessee	9-19	.286	23-29	.423
Georgia	7-20	.259	21-32	.356

% - SEC Regular Season and Eastern Division Champion

Western Division

	SEC		OVERALL	
	W-L	PCT.	W-L	PCT.
#LSU	23-7	.767	57-11	.838
Arkansas	18-11	.621	39-22	.639
Mississippi State	16-14	.533	51-20	.718
Ole Miss	15-15	.500	38-24	.613
Alabama	14-15	.483	35-28	.556
Texas A&M	13-16	.448	34-29	.540
Auburn	13-17	.433	33-23	.589

- SEC Western Division and Tournament Champion



Kurt McCune



Chris China

Batting

Team	AVG	G	AB	R	H	2B	3B	HR	RBI	TB	SLG%	BB	HBP	SO	GDP	OB%	SF	SH	SB	ATT	PO	A	E	FLD%
Vanderbilt	.313	66	2238	459	700	126	17	41	418	983	.439	295	91	394	40	.407	45	57	139	175	1788	644	58	.977
LSU	.305	68	2366	439	722	128	16	47	394	1023	.432	293	53	339	51	.389	36	42	54	79	1868	711	53	.980
Mississippi State	.293	71	2432	414	713	104	15	30	370	937	.385	287	82	433	53	.382	34	57	58	78	1927	834	82	.971
South Carolina	.284	63	2113	377	601	103	13	52	342	886	.419	280	48	380	31	.375	37	37	62	90	1683	578	69	.970
Georgia	.279	53	1831	258	510	73	12	31	246	700	.382	168	24	360	45	.342	28	22	29	50	1416	581	50	.976
Ole Miss	.276	62	2073	323	573	91	10	23	291	753	.363	214	61	331	44	.356	31	48	46	84	1673	663	73	.970
Auburn	.275	56	1848	272	508	101	5	31	246	712	.385	214	40	353	47	.359	23	35	33	55	1478	615	66	.969
Tennessee	.275	52	1784	276	490	84	12	13	238	637	.357	192	63	359	14	.363	11	45	85	116	1394	541	63	.968
Texas A&M	.270	63	2047	278	553	93	17	26	250	758	.370	176	49	419	46	.339	20	62	85	117	1646	645	65	.972
Florida	.269	59	1983	286	533	78	7	28	247	709	.358	190	63	281	51	.347	30	37	55	81	1596	645	58	.975
Arkansas	.260	61	2015	298	524	75	12	27	270	704	.349	242	36	378	25	.346	27	52	49	67	1642	688	87	.964
Alabama	.259	63	2128	325	552	85	9	26	289	733	.344	222	57	392	51	.342	22	43	51	78	1722	760	60	.976
Kentucky	.255	55	1836	284	469	69	9	36	254	664	.362	226	86	372	34	.359	26	43	57	79	1486	629	58	.973
Missouri	.245	50	1643	205	402	64	9	15	185	529	.322	161	77	368	37	.338	13	29	20	35	1319	509	66	.965

Pitching

Team	ERA	W	L	G	CG	SHO	CBO	SV	IP	H	R	ER	BB	SO	2B	3B	HR	AB	B/Avg	WP	HBP	BK	SFA	SHA
Arkansas	1.89	39	22	61	1	8	8	19	547.1	413	166	115	195	477	40	1	19	1961	.211	40	35	5	14	46
LSU	2.40	57	11	68	5	9	6	16	622.2	488	195	166	172	506	68	8	21	2235	.218	36	77	3	15	49
Vanderbilt	2.76	54	12	66	3	3	2	24	596.0	469	217	183	258	520	68	9	20	2135	.220	50	64	4	17	46
Mississippi State	2.79	51	20	71	3	6	5	24	642.1	533	255	199	234	588	71	6	21	2345	.227	34	68	5	17	45
South Carolina	3.02	43	20	63	3	8	6	22	561.0	540	234	188	147	485	83	7	18	2149	.251	24	45	3	16	46
Ole Miss	3.07	38	24	62	1	6	5	19	557.2	508	237	190	220	431	88	5	27	2070	.245	34	36	6	21	50
Auburn	3.40	33	23	56	2	2	1	18	492.2	458	242	186	189	318	69	11	21	1831	.250	29	37	4	19	43
Texas A&M	3.43	34	29	63	2	3	3	14	548.2	523	247	209	173	406	83	6	27	2048	.255	33	60	12	16	52
Kentucky	3.58	30	25	55	0	2	2	12	495.1	516	248	197	144	373	93	10	30	1897	.272	27	41	10	23	36
Alabama	3.70	35	28	63	3	3	2	21	574.0	545	278	236	259	438	95	8	24	2091	.261	52	54	7	21	47
Missouri	3.87	18	32	50	5	3	2	6	440.0	484	242	189	152	342	62	10	33	1723	.281	31	28	3	17	40
Florida	3.92	29	30	59	1	2	1	12	532.0	512	261	232	186	407	97	13	36	2012	.254	31	74	8	12	37
Georgia	4.54	21	32	53	1	2	2	11	472.0	482	271	238	205	335	93	6	21	1767	.273	58	52	5	27	34
Tennessee	5.37	22	30	52	6	4	2	9	464.2	521	315	277	191	325	111	17	40	1829	.285	48	52	4	25	37

Fielding

Team	C	PO	A	E	FLD%	DPs	SBA	CSB	SBA%	PB	CI
LSU	2632	1868	711	53	.980	60	49	20	.710	5	1
Vanderbilt	2490	1788	644	58	.977	54	43	23	.652	7	0
Alabama	2542	1722	760	60	.976	80	42	44	.488	10	3
Georgia	2047	1416	581	50	.976	61	64	28	.696	13	1
Florida	2299	1596	645	58	.975	46	52	25	.675	3	1
Kentucky	2173	1486	629	58	.973	58	29	23	.558	3	1
Texas A&M	2356	1646	645	65	.972	44	51	22	.699	11	0
Mississippi State	2843	1927	834	82	.971	80	44	16	.733	2	0
South Carolina	2330	1683	578	69	.970	39	26	19	.578	4	0
Ole Miss	2409	1673	663	73	.970	54	27	27	.500	6	2
Auburn	2159	1478	615	66	.969	50	27	25	.519	8	0
Tennessee	1998	1394	541	63	.968	38	54	19	.740	5	1
Missouri	1894	1319	509	66	.965	31	49	17	.742	11	0

Batting Leaders

BATTING AVG.

Tony Kemp, VU	.391
Curt Powell, UG	.376
Stuart Turner, UM	.374
Mason Katz, LSU	.370
Alex Bregman, LSU	.369

SLUGGING PCT.

Mason Katz, LSU	.642
Hunter Renfro, MS	.620
LB Dantzler, SC	.617
Alex Bregman, LSU	.546
Garrett Cooper, AU	.540

ON BASE PCT.

Garrett Cooper, AU	.481
Tony Kemp, VU	.471
Mason Katz, LSU	.464
Alex Detz, MS	.449
Brian Anderson, AR	.448

RUNS SCORED

Tony Kemp, VU	64
Adam Frazier, MS	62
Connor Harrell, VU	60
Alex Bregman, LSU	59
Hunter Renfro, MS	56
Mason Katz, LSU	53
Raph Rhymes, LSU	53

HITS

Adam Frazier, MS	107
Alex Bregman, LSU	104
Tony Kemp, VU	104
Mason Katz, LSU	90
Hunter Renfro, MS	88
Raph Rhymes, LSU	84

RBI

Mason Katz, LSU	70
Connor Harrell, VU	67
Hunter Renfro, MS	65
LB Dantzler, SC	53
Alex Bregman, LSU	52

DOUBLES

Adam Frazier, MS	20
Mike Yastrzemski, VU	19
Alex Bregman, LSU	18
Vince Conde, VU	18
Cole Lankford, AM	18
Sean McMullen, LSU	18

TRIPLES

Alex Bregman, LSU	7
Adam Frazier, MS	7
Tony Kemp, VU	6
Brian Anderson, AR	5
Dane Opel, MO	4
Ben Moore, UA	4
Cole Lankford, AM	4

HOME RUNS

Mason Katz, LSU	16
Hunter Renfro, MS	16
LB Dantzler, SC	15
A.J. Reed, UK	13
Connor Harrell, VU	12

TOTAL BASES

Hunter Renfro, MS	158
Mason Katz, LSU	156
Alex Bregman, LSU	154
Adam Frazier, MS	141
LB Dantzler, SC	132

WALKS

Conrad Gregor, VU	54
Alex Detz, MS	53
LB Dantzler, SC	42
Mason Katz, LSU	41
Graham Saiko, SC	41
Brian Anderson, AR	41

STOLEN BASES

Tony Kemp, VU	34
Xavier Turner, VU	22
Will Maddox, UT	22
Conrad Gregor, VU	21
Mike Yastrzemski, VU	20

Pitching Leaders

ERA

Ryne Stanek, AR	1.39
Jordan Montgomery, SC	1.48
Ross Mitchell, MS	1.53
Aaron Nola, LSU	1.57
Parker Ray, AM	1.73

OPPOSING BATTING AVG.

Tyler Beede, VU	.187
Aaron Nola, LSU	.188
Kevin Ziomek, VU	.188
Bobby Wahl, UM	.197
Daniel Mengden, AM	.201

INNINGS PITCHED

Aaron Nola, LSU	126.0
Kevin Ziomek, VU	119.0
Nolan Belcher, SC	117.0
Kendall Graveman, MS	113.2
Daniel Mengden, AM	110.2

BATTERS STRUCK OUT

Aaron Nola, LSU	122
Kevin Ziomek, VU	115
Tyler Beede, VU	103
Zack Godley, UT	98
Nolan Belcher, SC	95

WINS

Tyler Beede, VU	14
Ross Mitchell, MS	13
Aaron Nola, LSU	12
Kevin Ziomek, VU	11
Bobby Wahl, UM	10
Ryne Stanek, AR	10

SAVES

Jonathan Holder, MS	21
Tyler Webb, SC	17
Brian Miller, VU	16
Chris Cotton, LSU	16
Jason Jester, AM	14

APPEARANCES

Chris Cotton, LSU	37
Ryan Harris, UF	37
Chad Girodo, MS	36
Ross Mitchell, MS	34
Joey Bourgeois, LSU	34
Jonathan Holder, MS	34

GAMES STARTED

Kendall Graveman, MS	19
Tyler Beede, VU	17
Aaron Nola, LSU	17
Ryan Eades, LSU	17
Kevin Ziomek, VU	17
Nolan Belcher, SC	17

2013 All-SEC Team

(as selected by the league coaches)

FIRST TEAM

1B - Mason Katz, LSU
2B - Tony Kemp, Vanderbilt
3B - Christian Ibarra, LSU
SS - Alex Bregman, LSU
 C - Stuart Turner, Ole Miss
 OF - Hunter Renfro, Mississippi State
 OF - Mike Yastrzemski, Vanderbilt
OF - Raph Rhymes, LSU
 DH/UTIL - Keaton Steele, Missouri/A.J. Reed, Kentucky
 P - Ryne Stanek, Arkansas
P - Aaron Nola, LSU
 RP - Jonathan Holder, Mississippi State

SECOND TEAM

1B - Garrett Cooper, Auburn
2B - JaCoby Jones, LSU/Brett Pirtle, Mississippi State
 3B - Curt Powell, Georgia/Andrew Mistone, Ole Miss
 SS - Mikey Reynolds, Texas AGM/Mikey White, Alabama
 C - Grayson Greiner, South Carolina
 OF - Connor Harrell, Vanderbilt
 OF - Brian Anderson, Arkansas
 OF - Krey Bratsen, Texas AGM
 DH/UTIL - Daniel Mengden, Texas AGM
 P - Tyler Beede, Vanderbilt
 P - Bobby Wahl, Ole Miss
 RP - Tyler Webb, South Carolina

Player of the Year - Tony Kemp, Vanderbilt
Pitcher of the Year - Aaron Nola, LSU
Freshman of the Year - Alex Bregman, LSU
Scholar-Athlete of the Year - Sam Frost, Mississippi State
Coach of the Year - Tim Corbin, Vanderbilt

2013 Freshman All-SEC Team

(as selected by the league coaches)

1B - Josh Lester, Missouri
 2B - Kyle Overstreet, Alabama
 3B - Xavier Turner, Vanderbilt
SS - Alex Bregman, LSU
 C - Greg Fettes, Kentucky
 OF - Kyle Barrett, Kentucky
 OF - Vincent Jackson, Tennessee
 OF - Harrison Bader, Florida
 DH/UTIL - Zander Wiel, Vanderbilt
 P - Jack Wynkoop, South Carolina
 P - Sean McLaughlin, Georgia
 RP - Carson Fulmer, Vanderbilt/Ray Castillo, Alabama

2013 SEC All-Tournament Team

(as selected by the media)

1B - Conrad Gregor, Vanderbilt
 2B - Tony Kemp, Vanderbilt
3B - Christian Ibarra, LSU
 SS - Adam Frazier, Mississippi State
 C - Stuart Turner, Ole Miss
DH - Sean McMullen, LSU; Zander Wiel, Vanderbilt
 OF - Connor Harrell, Vanderbilt; Hunter Renfro, Mississippi State
OF - Jared Foster, LSU; Tyler Spoon, Arkansas
 OF - Matt Vinson, Arkansas
 P - Tyler Beede, Vanderbilt; Daniel Mengden, Texas AGM
P - Chris Cotton, LSU; Ryne Stanek, Arkansas

Most Valuable Player - Chris Cotton, LSU

SEC Tournament Championship Game
 Final Score: LSU 5, Vanderbilt 4 (11 innings)

The Early Years



LSU's 1900 Baseball Team

Louisiana State University has a colorful 121-year (118 seasons) baseball history which began with the first team in 1893 and has continued uninterrupted since 1905.

Although baseball was played at LSU prior to 1893, no contests had been scheduled with any clubs outside of Baton Rouge. The team of 1892 won all of its games against local competition.

On May 13, 1893, in connection with a military field day, LSU was engaged in its first intercollegiate athletic contest and defeated the nine from Tulane University.

That was the only game of 1893 and captain E.B. Young, in selecting materials for uniforms to be used for the May 13 contest, chose the colors of Old Gold and Purple. The baseball squad of 1893 had the honor of first wearing the colors that later were adopted as the official University colors.

In 1904, a game was scheduled to start the year against a local professional club. That game, however, was cancelled when the Tiger captain and manager resigned upon the refusal of the university president to grant permission for the cadets to attend the contest. The team disbanded and no further contests were played that year.

In 1915 C.C. "Doc" Stroud took over as Tiger coach and eventually became the first man to lead LSU for more than two seasons. In 1919 Stroud led LSU to a 12-4 campaign, a mark that had been bettered only one time before and would not be surpassed again until 1936. In that 1919 season, the Tigers had a fine young pitcher named Tom Staples who threw a perfect game in a 9-0 win over Louisiana College. He also pitched and won both games of a doubleheader that same year.

In 1927 Harry Rabenhorst was named head coach and served in that capacity until 1956, with the exception of a three-year period from 1943-45. During that three-year span, A.L. Swanson was the Tigers' field manager. In Swanson's first year, the Tigers lost their first three games of the season, but

bounced back to win 12 of the next 16 and LSU's second SEC championship.

The first SEC title came back to LSU in 1939 under Rabenhorst. The '39 team was one of LSU's best as it posted a 22-5 record for an .815 winning percentage. The team was led by first baseman Paul Brotherton, outfielder Ken Kavanaugh, Sr. and pitcher Jesse Danna, and had a winning streak of 13 games before losing to Minnesota in a swing through the Western (Big 10) Conference.

Besides the 1939 and 1943 championships, LSU also won conference titles in 1946 - under Rabenhorst - and in 1961 under Ray Didier, but not again until 1975 under Jim Smith. During Smith's tenure, however, the Tigers won or tied for the SEC Western Division title on three occasions.

The 1975 team became the first LSU squad to participate in the NCAA Tournament, as the Tigers played in the South Regional at Starkville, Miss. LSU won its first regional game over Murray State, but was eliminated from the tournament after consecutive losses to Florida State and Miami (Fla.).



Former LSU infielder Alvin Dark managed five Major League teams.



1939 SEC Champions



Joe Bill Adcock enjoyed a 17-year big league career.

LSU coaches in the early years supplemented their collegiate schedules with competition against professional opponents. This gave the Tigers excellent chances to gain experience, but rare chances for victory. Among the Tigers' most noteworthy losses was a 17-7 defeat at the hands of the Chicago White Sox in 1925. Other pro opponents included the Detroit, Cleveland, New York and St. Louis major league teams, Indianapolis of the American Association, Nashville and New Orleans of the Southern Association, plus several teams from Louisiana's celebrated Class "C" Evangeline League.


Through the early years, numerous Tigers made it into the professional ranks. Roland Howell in 1912 was the first Tiger known to have signed a pro contract. Many players from LSU subsequently made their marks in the Major Leagues, including Walker Cress, Cincinnati Reds; Dave Madison, Detroit Tigers; Buddy Blair, Philadelphia Athletics; Mark Freeman, New York Yankees; Connie Ryan, Boston Braves; Alvin Dark, New York Giants; Joe Bill Adcock, Milwaukee Braves; Art Swanson, Pittsburgh Pirates; Mike Miley, California Angels; and Randy Wiles, Chicago White Sox.

Those and other outstanding players performed on a number of diamonds on the LSU campus. In 1929, the Tigers' home games were played on a field located on the Campanile Parade Grounds. In 1936, the playing field was located



1961 SEC Champions

north of the football stadium and was equipped with wooden bleachers. In 1938, LSU baseball moved into what was later named Alex Box Stadium, the home of the Fighting Tigers for 70 years (1938-2008).



Tom Staples (middle) fired a perfect game in 1919 against Louisiana College.

The Skip Bertman Years

1984-2001



To Skip Bertman, striving for excellence isn't just a catchy motto or slogan; it's how he has approached every task he has undertaken in his life – from his playing days at the University of Miami, to his highly-successful 11-year stint as head baseball coach at Miami Beach High School, to his eight years as associate head coach at UM, to his remarkable 18-year tenure (1984-2001) as LSU's baseball coach.

Bertman, who also served a seven-year term (2001-08) as LSU's athletics director, led the Tigers to five College World Series titles and a sterling 870-330-3 mark (.724) in 18 seasons, giving him the highest all-time winning percentage among SEC coaches. Bertman also had the fourth-highest percentage among active NCAA coaches at the time of his retirement. Bertman, USC legend Rod Dedeaux and Augie Garrido of Texas are the only coaches in NCAA history to win five national championships.

In addition to the five national championships (1991, 1993, 1996, 1997, 2000) Bertman's LSU teams also claimed seven SEC championships, nine 50-win seasons, 11 CWS berths and six SEC Tournament championships.

Bertman's jersey #15 has been retired by LSU – the first baseball number to receive that designation from the university – and the street in front of the original Alex Box Stadium was re-named Skip Bertman Drive. Bertman was inducted into the American Baseball Coaches Association Hall of Fame



Skip Bertman guided the U.S. to the bronze medal at the 1996 Olympics in Atlanta.

in January 2003, the College Baseball Hall of Fame in July 2006 and the LSU Athletic Hall of Fame in September 2011.

As much as LSU's dominance can be attributed to Bertman, the players have also had a huge part in that success. During Bertman's tenure at LSU, more than 100 players were drafted into professional baseball, with 41 Tigers reaching the major leagues. Bertman produced 11 first-team All-America performers, and more importantly, nearly 100 percent of those who played for at least four years in the Tiger program earned their LSU degrees.

Bertman came to LSU after a highly successful eight-year stint at Miami, where he was associate head coach and pitching coach under Hall of Fame coach Ron Fraser. The Bertman-Fraser partnership produced 427 wins and five berths in the CWS, including the Hurricanes' first national championship in 1982. Bertman's recruiting also laid much of the groundwork for Miami's second national championship in 1985, which was Bertman's second year at LSU.

Bertman was also an accomplished international coach, serving as pitching coach on the 1988 United States gold-medal squad, then leading the USA as head coach to the bronze medal at the 1996 Olympic Games in Atlanta.

Bertman has authored two books (Coaching Youth League Baseball and Skip: The Man and the System), produced a motivational video (Motivation and Teamwork: Winning the Big One), and has been a featured speaker and clinician at banquets, civic organizations and youth groups around the country.

Bertman's Era of Excellence as LSU's baseball coach ended in June 2001, but his service to the university continued on a more comprehensive level. On January 19, 2001, the LSU Board of Supervisors paved the way for another Bertman era, as the panel

unanimously approved LSU Chancellor Mark Emmert's selection of Bertman to be the school's seventh permanent athletics director since LSU became a charter member of the Southeastern Conference in 1933. Bertman assumed his duties as athletics director on August 6, 2001.

As athletics director, Bertman supervised a highly successful 20-sport program. With a diverse and talented coaching staff as well as some of the best facilities in the nation, Bertman enhanced LSU's status as one of the best athletics programs in the country.



In the Hall

Skip Bertman was inducted July 4, 2006 into the College Baseball Hall of Fame in Lubbock, Texas. Bertman was one of 10 members of the Hall's first class.



Skip Bertman served as LSU's director of athletics from 2001-08.



Skip Bertman and his wife, Sandy, acknowledge the Alex Box Stadium crowd after Bertman's final regular-season home game in May 2001.



Skip Bertman was inducted on July 4, 2006 into the College Baseball Hall of Fame in Lubbock, Texas.



Two of the three men to win five College World Series titles: LSU's Skip Bertman and former Southern California coach Rod Dedeaux.

LSU Superlatives Under Skip Bertman

Five NCAA College World Series Championships
1991, 1993, 1996, 1997, 2000

11 CWS Appearances
1986, 1987, 1989, 1990, 1991, 1993, 1994, 1996, 1997, 1998, 2000

16 NCAA Tournament Berths
1985, 1986, 1987, 1989, 1990, 1991, 1992, 1993, 1994, 1995, 1996, 1997, 1998, 1999, 2000, 2001

Seven Southeastern Conference Championships
1986, 1990, 1991, 1992, 1993, 1996, 1997

Six SEC Tournament Titles
1986, 1990, 1992, 1993, 1994, 2000

Nine SEC Western Division Championships
1985, 1992, 1993, 1994, 1996, 1997, 1998, 2000, 2001

Nine 50-Win Seasons
1986, 1989, 1990, 1991, 1992, 1993, 1996, 1997, 2000



Skip Bertman throws out the ceremonial first pitch at the first game in the New Alex Box Stadium on February 20, 2009.

Bertman's Big Leaguers

Skip Bertman coached 41 future Major Leaguers during his LSU tenure, including five MLB All-Stars – outfielder Albert Belle (Indians, White Sox), pitcher Paul Byrd (Phillies), pitcher Brian Wilson (Giants), outfielder Brad Hawpe (Rockies) and infielder Aaron Hill (Blue Jays). Bertman also coached the No. 1 pick in the 1989 MLB Draft, pitcher Ben McDonald, who was selected by the Orioles.

Three of Bertman's former LSU Tigers – Aaron Hill (Diamondbacks), Brad Hawpe (Angels) and Brian Wilson (Dodgers) appeared on MLB rosters in 2013.

Nine Bertman-coached LSU players have played on MLB World Series championship teams – pitcher Mark Guthrie (Twins), pitcher Eddie Yarnall (Yankees), pitcher Randy Keisler (Yankees), pitcher Russ Springer (Diamondbacks), pitcher Curtis Leskanic (Red Sox), pitcher Brian Wilson (Giants), infielder Mike Fontenot (Giants), pitcher Brian Tallet (Cardinals) and infielder Ryan Theriot (Cardinals, Giants).

Bertman Year-by-Year

SEASON	OVERALL RECORD	SEC RECORD	NATIONAL FINISH
1984	32-23	12-12 (3rd, West)	NR
1985	41-18	17-7 (1st, West)	20th
1986	55-14	22-5 (1st)	5th
1987	49-19	12-10 (5th)	4th
1988	39-21	16-11 (5th)	NR
1990	54-19	20-7 (1st)	3rd
1991	55-18	19-7 (1st)	1st
1992	50-16	18-6 (1st)	6th
1993	53-17-1	18-8-1 (1st)	1st
1994	46-20	21-6 (2nd)	7th
1995	47-18	17-12 (5th)	14th
1996	52-15	20-10 (1st)	1st
1997	57-13	22-7 (1st)	1st
1998	48-19	21-9 (2nd)	3rd
1999	41-24-1	18-11-1 (3rd)	14th
2000	52-17	19-10 (2nd)	1st
2001	44-22-1	18-12 (2nd)	9th
TOTALS	870-330-3 (.724)	328-159-2 (.673)	



Coach Bertman with actor Kevin Costner at the 2000 CWS.



Skip Bertman celebrates his first national title in 1991 (above) and his fifth national title in 2000 (below).



Skip Bertman stands in front of his display case in the LSU Baseball Hall of Fame.



Skip Bertman recorded a .690 (29-13) winning percentage in College World Series games.



Warren Morris' ninth-inning homer lifted LSU to the 1996 CWS title.

LSU Appearances in Final National Rankings

YEAR	COLLEGIATE BASEBALL	BASEBALL AMERICA	ESPN/ USA TODAY
1961	22		
1975	19		
1985	24	20	
1986	5	5	
1987	4	4	
1988	NR	NR	
1989	4	7	
1990	4	4	
1991	1	1	
1992	9	6	8
1993	1	1	1
1994	7	10	7
1995	18	15	14
1996	1	1	1
1997	1	1	1
1998	3	4	3
1999	14	16	16
2000	1	1	1
2001	10	9	9
2002	11	11	11
2003	7	5	6
2004	8	7	6
2005	19	18	18
2006	NR	NR	NR
2007	NR	NR	NR
2008	6	6	6
2009	1	1	1
2010	25	NR	25
2011	NR	NR	NR
2012	9	9	11
2013	7	5	6

SEC Teams in the College World Series

TEAM	APP.	WON	LOST	PCT.	1ST	2ND
LSU	16	35	22	.614	6	0
Miss. State	9	10	18	.357	0	1
Florida	8	11	17	.393	0	2
Georgia	6	10	11	.476	1	1
South Carolina	6	23	10	.697	2	2
Alabama	5	11	10	.524	0	2
Ole Miss	4	3	8	.273	0	0
Auburn	4	3	8	.273	0	0
Tennessee	4	8	8	.500	0	1
Arkansas	3	4	6	.400	0	0
Vanderbilt	1	2	2	.500	0	0
TOTALS	66	120	123	.494	9	9

*PRIOR TO SEC MEMBERSHIP

Missouri	6	18	11	.621	1	3
South Carolina	5	9	10	.474	0	2
Arkansas	4	7	8	.467	0	1
Texas A&M	5	2	10	.167	0	0

*Note: Arkansas, South Carolina, Texas A&M and Missouri totals not counted in SEC totals prior to SEC membership

SEC Teams in the NCAA Tournament

TEAM	APP.	WON	LOST	PCT.
LSU	26	132	51	.721
South Carolina	17	78	34	.696
Georgia	11	48	30	.615
Tennessee	10	31	21	.596
Alabama	23	54	37	.593
Miss. State	31	85	60	.586
Florida	29	85	62	.578
Vanderbilt	12	32	26	.552
Ole Miss	18	44	37	.543
Arkansas	16	39	35	.527
Auburn	18	42	39	.519
Texas A&M	1	2	2	.500
Kentucky	7	12	14	.462
TOTALS	219	685	448	.605

*PRIOR TO SEC MEMBERSHIP

South Carolina	12	48	27	.640
Arkansas	10	25	21	.543
Texas A&M	28	62	63	.496
Missouri	22	43	45	.489

*Note: Arkansas, South Carolina, Texas A&M and Missouri totals not counted in SEC totals prior to SEC membership

College World Series Titles

Southern California	12
LSU	6
Texas	6
Arizona State	5
Miami (Fla.)	4
Cal State Fullerton	4
Arizona	4
Minnesota	3
South Carolina	2
California	2
Michigan	2
Oklahoma	2
Stanford	2
Oregon State	2

NCAA Tournament Winning Percentage

LSU	.721 (132-51)
Southern California	.715 (171-68)
Arizona State	.686 (157-72)
South Carolina	.674 (126-61)
Texas	.670 (225-111)
Miami (Fla.)	.660 (177-91)
Stanford	.660 (134-69)



LSU has made 16 CWS appearances since 1986.

CWS Winning Percentage

Southern California	74-26	.740
Minnesota	17-7	.708
Missouri	18-11	.621
Oregon State	13-8	.619
Arizona State	61-38	.616
South Carolina	32-20	.615
LSU	35-22	.614
Wichita State	16-11	.593
Texas	82-57	.590
Arizona	38-27	.585
Stanford	40-29	.580
Cal State Fullerton	34-27	.557
Miami (Fla.)	47-38	.553

CWS Appearances

Texas	34
Miami (Fla.)	23
Arizona State	22
Southern California	21
Florida State	21
Oklahoma State	19
Stanford	16
Cal State Fullerton	16
Arizona	16
LSU	16

Coaches' CWS Winning Percentage

(min. 20 games)

Rod Dedeaux, Southern California	.789 (60-16)
Bobby Winkles, Arizona State	.762 (16-5)
Dick Siebert, Minnesota	.708 (17-7)
Ray Tanner, South Carolina	.697 (23-10)
Skip Bertman, LSU	.690 (29-13)
Jerry Kindall, Arizona	.682 (15-7)
Augie Garrido, Cal State Fullerton/Texas	.655 (38-20)
Toby Greene, Oklahoma State	.625 (15-9)
Hi Simmons, Missouri	.621 (18-11)
Jim Brock, Arizona State	.600 (36-24)
Cliff Gustafson, Texas	.595 (44-30)
Gene Stephenson, Wichita State	.593 (16-11)
Mark Marquess, Stanford	.590 (36-25)
Ron Fraser, Miami (Fla.)	.553 (26-21)
Jim Morris, Miami (Fla.)	.553 (21-17)
Bibb Falk, Texas	.541 (20-17)

Coaches' CWS Victories


Rod Dedeaux, Southern California	60
Cliff Gustafson, Texas	44
Augie Garrido, Cal State Fullerton/Texas	38
Jim Brock, Arizona State	36
Mark Marquess, Stanford	36
Skip Bertman, LSU	29
Ron Fraser, Miami (Fla.)	26
Ray Tanner, South Carolina	23
Jim Morris, Miami (Fla.)	21
Bibb Falk, Texas	20
Gary Ward, Oklahoma State	19
Mike Martin, Florida State	18
Hi Simmons, Missouri	18
Frank Sancet, Arizona	17
Dick Siebert, Minnesota	17
Bobby Winkles, Arizona State	16
Gene Stephenson, Wichita State	16

Consecutive Regional Appearances

Miami (Fla.)	41 (1973-2013)
Florida State	36 (1978-2013)
Cal State Fullerton	22 (1992-2013)
Clemson	21 (1987-2007)
Oklahoma State	19 (1981-1999)
Rice	19 (1995-2013)
Texas	18 (1979-1996)
LSU	17 (1989-2005)
Oral Roberts	15 (1998-2012)
Northern Colorado	15 (1952-1966)
South Carolina	14 (2000-2013)

NCAA Super Regional Appearances

Florida State	13
Cal State Fullerton	11
South Carolina	11
Miami (Fla.)	10
LSU	10
Rice	10
Clemson	9
Stanford	9
Texas	8
Arizona State	7
North Carolina	7
Florida	6



Todd Walker, the 1993 College World Series MVP, enjoyed an 11-year Major League career.

1991

FINAL RECORD: 55-18

PLAYERS

- Dale Adams, C
- Adrian Antonini, C
- Tim Bauer, C
- Harry Berrios, OF
- Tiger Blackwell, OF
- Paul Byrd, RHP
- Matt Chamberlain, RHP
- Keyaan Cook, INF
- Rich Cordani, OF
- Luis Garcia, INF
- Pat Garrity, DH
- Mike Graham, OF
- Rick Greene, RHP
- David Herry, RHP
- Gary Hymel, C
- Tookie Johnson, 2B
- Mark LaRosa, LHP
- Bhrett McCabe, RHP
- Chris Moock, 3B
- Gregg Moock, RHP
- Lyle Mouton, RF
- Jared Mula, OF
- Jeff Naquin, RHP
- Mike Neal, INF
- Chad Ogea, RHP
- Ronnie Rantz, LHP
- Armando Rios, CF
- Henri Saunders, RHP
- Andy Sheets, SS
- Mike Sirotko, LHP
- Johnny Tellechea, 1B

COACHES

- Skip Bertman - Head Coach
- Smoke Laval - Asst. Coach
- Beetle Bailey - Asst. Coach
- Dan Canevari - Asst. Coach
- Gregg Patterson - Student Asst. Coach

MANAGERS

- Russ Rome
- Mike Biandolillo

TRAINERS

- Andy Sonnier
- Scott Newman



LSU completed a magnificent 1991 season with a 55-18 record as the Tigers captured their first baseball national title and the 19th overall national championship for the school.

Head coach Skip Bertman directed the Tigers to the 1991 NCAA title after having led his team to the College World Series in five of the past six seasons. Bertman was recognized as the National Coach of the Year by Collegiate Baseball magazine shortly after LSU's World Series victory.

The Tigers became

the first team since Miami (Fla.) in 1982 to win the national title without a loss in the NCAA Tournament; LSU won eight consecutive games in the tournament, including four in the South Regional and four in the College World Series.

As a team, the Tigers set a College World Series record by averaging 12 runs per game, breaking the previous mark of 11 per contest established by Notre Dame in 1957.


LSU also set a new Series mark with a team fielding percentage of .993. The Tigers committed only one error in 148 chances.

LSU equaled the College World Series mark for most home runs with nine, tying the record set by Arizona State in 1981. Catcher Gary Hymel blasted four homers, rightfielder Lyle Mouton belted three, designated hitter Pat Garrity contributed one and centerfielder Armando Rios launched a two-run shot in the championship game win over Wichita State.

The Tigers outscored their four Series opponents, 48-15, while recording a team batting average of .329, including five doubles, four triples and nine home runs.



The June 9, 1991, headline of the Baton Rouge Sunday Advocate heralds LSU's CWS title.



All-American Chad Ogea pitched the Tigers to victory in the CWS final against Wichita State.

Hymel was named the Most Outstanding Player of the Series, as he batted .500 with four homers and 10 RBI. Hymel finished the season with a .310 batting average and a school-record 25 home runs to go along with 79 RBI. Hymel, Mouton, pitcher Chad Ogea and first baseman Johnny Tellechea were named to the College World Series All-Tournament team.

Mouton batted .429 in the Series with three homers and 10 RBI; Ogea earned wins over Florida and Wichita State, compiling a 1.74 ERA in 10 1/3 innings; Tellechea hit .438 with two doubles, one RBI and five runs.

LSU culminated its championship year on July 9, 1991, with a trip to the White House. President George Bush recognized the Tigers in a special Rose Garden ceremony which also honored major league legends Joe DiMaggio and Ted Williams. LSU became only the third collegiate baseball team to receive an invitation to the White House.

(Right) Pitcher Paul Byrd holds the championship trophy during the celebration at Alex Box Stadium.



(Below) President George Bush saluted the Tigers in a Rose Garden ceremony which also honored baseball legends Joe DiMaggio and Ted Williams. The Tigers gave the President an LSU jersey embroidered with the No. 2, Bush's jersey number as a college baseball player at Yale.



Assistant Coach Smoke Laval meets with President Bush.



LSU outscored its four CWS opponents, 48-15.

1991 COLLEGE WORLD SERIES FACTS

CWS Records Set By LSU

Team Series

Most Runs Per Game - 12 (48 runs in four games)
 Highest Slugging Percentage - .603 (88 total bases/146 at-bats)
 Highest Fielding Percentage - .993 (one error in 148 chances)

Team Single Game

Most Players Used (Both Teams) - 38, LSU vs. Florida (June 5)

Team Championship Game

Most Hit Batsmen - 3, LSU vs. Wichita State (June 8)

Championship Game Attendance

16,612 - LSU vs. Wichita State (June 8)

Individual Series

Highest Slugging Percentage - 1.357 (19 total bases/14 at-bats), Gary Hymel

CWS Records Tied By LSU

Team Series

Most Home Runs - 9 (four games)

Team Championship Game

Most Sacrifice Flies - 1, LSU vs. Wichita State (June 8)
 Most Sacrifice Flies (Both Teams) - 2, LSU (1) vs. Wichita St. (1)
 Most Hit Batters (Both Teams) - 3, LSU (0) vs. Wichita State (3)

Individual Series

Most Home Runs - 4, Gary Hymel (four games)
 Most Hit by Pitch - 3, Gary Hymel (four games)

Individual Championship Game

Most Sacrifice Flies - 1, Rich Cordani, LSU vs. Wichita State

Individual Career

Most Home Runs - 4, Gary Hymel (1990-91)
 4, Lyle Mouton (1990-91)

1991 College World Series All-Tournament Team

Catcher Gary Hymel, LSU
 First Base Johnny Tellechea, LSU
 Second Base Mike McCafferty, Creighton
 Third Base Jason Giambi, Long Beach State
 Shortstop Kevin Polcovich, Florida
 Outfield Lyle Mouton, LSU
 Outfield Jim Audley, Wichita State
 Outfield Steve Hinton, Creighton
 Designated Hitter Mario Linares, Florida
 Pitcher Kennie Steenstra, Wichita State
 Pitcher Chad Ogea, LSU

Most Outstanding Player

Gary Hymel, LSU

LSU 8, Florida 1 - May 31, 1991

ROSENBLATT STADIUM - OMAHA, NEB.

FLORIDA				LSU							
AB	R	H	RBI	AB	R	H	RBI				
Majeski, lf	5	0	2	0	Johnson, 2b	3	2	1	0		
Polcovich, ss	2	0	1	0	Rios, cf	5	1	1	0		
Killen, 1b	4	0	0	0	Mouton, rf	4	3	3	5		
Perry, 3b	4	1	0	0	Cordani, lf	4	0	1	1		
Purvis, rf	4	0	1	0	Hymel, c	2	0	1	1		
Linares, c	3	0	0	0	Garrity, dh	3	1	1	1		
Duva, cf	3	0	0	0	Tellechea, 1b	3	0	2	0		
Bell, ph	1	0	1	0	C. Moock, 3b	4	0	1	0		
Camposano, dh	4	0	0	0	Sheets, ss	3	1	0	0		
Rich, 2b	4	0	1	0	Johnson, 2b	2	0	1	0		
TOTALS	34	1	8	0	TOTALS	31	8	11	8		
Florida	0	0	0	1	0	0	0	0	0	0	0
LSU	1	0	0	2	1	0	4	0	x	8	11

E-Rich. DP-Florida 4, LSU 1. LOB-Florida 9, LSU 6. 2B-Perry (2). 17. 3B-Majeski (3). HR-Mouton 2 (12), Garrity (2). SB-Majeski (24). SF-Hymel.

FLORIDA	IP	H	R	ER	BB	SO
Burke (L, 8-5)	4.0	6	3	3	1	3
Scott	2.0*	3	4	4	2	1
Pricher	1.0	2	1	1	1	0
Bonnano	1.0	0	0	0	0	0
LSU	IP	H	R	ER	BB	SO
Byrd	4.2	4	1	1	3	2
Ogea (W, 13-5)	2.1	1	0	0	0	4
LaRosa	1.0	2	0	0	0	2
Greene	1.0	1	0	0	0	1

* Scott faced three batters in seventh.

HBP-Johnson by Scott, Hymel by Pricher. WP-Burke. PB-Linares. U-Yeast, Patch, Lopina, Hagler. T-2:59. A-12,403.

LSU 15, Fresno State 3 - June 2, 1991

ROSENBLATT STADIUM - OMAHA, NEB.

LSU				FRESNO STATE							
AB	R	H	RBI	AB	R	H	RBI				
Johnson, 2b	3	0	0	1	Noel, cf	5	0	1	0		
Neal, 2b	1	0	0	1	Romero, 2b	4	0	0	0		
Rios, cf	5	0	0	0	Wood, ss	4	0	3	0		
Mula, ph-cf	0	0	0	0	Td Johnson, c	4	0	1	0		
Mouton, rf	3	1	1	1	Togher, 1b	4	0	0	0		
Berrios, ph-rf	2	0	0	0	Judice, rf	2	1	0	0		
Cordani, lf	5	1	2	0	Champlin, dh	2	0	0	0		
Hymel, c	4	2	2	3	Bonifazio, ph	1	0	0	0		
Antonini, ph-c	2	0	0	0	E. Greene, ph	0	1	0	0		
Garrity, dh	3	3	1	0	Falco, 3b	4	1	2	2		
Cook, ph	1	1	1	0	Spearman, lf	3	0	0	0		
Tellechea, 1b	5	3	3	1	Brown, ph	1	0	0	1		
C. Moock, 3b	3	1	3	3							
Garcia, 3b	0	1	0	0							
Sheets, ss	4	2	2	4							
TOTALS	41	15	15	14	TOTALS	34	3	7	3		
LSU	0	3	0	4	1	3	0	0	4	15	15
Fresno State	0	2	0	0	0	0	0	0	1	3	7

E-Tk Johnson, Spearman, Td Johnson, Judice, Togher, Patterson. DP-LSU 1, FSU 1. LOB-LSU 8, FSU 7. 2B-Tellechea 2 (23), C. Moock (7), Wood (17). 3B-C. Moock (3), Cook (1), Sheets (4). HR-Hymel 2 (23), Falco (11). CS-Mouton. SH-Sheets. SF-Tk Johnson.

LSU	IP	H	R	ER	BB	SO
Sirotko (W, 11-0)	6.0	5	2	2	2	2
LaRosa	2.0	1	0	0	0	0
R. Greene	1.0	1	1	1	1	1
FRESNO STATE	IP	H	R	ER	BB	SO
Saitz (L, 8-6)	3.1	6	7	5	2	2
Salazar	2.1	5	4	4	2	1
Greenlee	0.1*	1	0	0	1	0
Minor	2.0*	3	4	3	1	0
Patterson	1.0	0	0	0	1	2

* Greenlee pitcher to two batters in seventh.

Minor pitched to four batters in ninth. WP-Saitz, R. Greene. U-Rosenberry, Yeast, Pedersen, Lopina. T-2:55. A-16,329.

LSU 19, Florida 8 - June 5, 1991

ROSENBLATT STADIUM - OMAHA, NEB.

LSU				FLORIDA							
AB	R	H	RBI	AB	R	H	RBI				
Johnson, 2b	5	4	3	2	Majeski, lf	5	0	1	0		
Rios, cf	3	3	0	1	Polcovich, ss	4	2	3	0		
Mula, ph-cf	1	0	0	0	MacDonald, ss	0	0	0	0		
Mouton, rf	3	2	2	4	Killen, 1b	4	2	2	1		
Berrios, ph-rf	1	1	0	0	Knight, 1b	0	0	0	0		
Cordani, lf	3	1	0	1	Perry, 3b	4	1	3	1		
Hymel, c	5	3	3	6	Russo, 3b	1	0	0	0		
Garrity, dh	4	1	0	0	Purvis, rf	5	1	1	0		
Cook, ph	1	0	0	0	Linares, c	4	2	3	6		
Tellechea, 1b	5	2	2	0	Valdes, 2b	1	0	0	0		
C. Moock, 3b	5	2	2	2	Duva, cf	4	0	0	0		
Garcia, ph-3b	1	0	1	0	Camposano, dh	4	0	0	0		
Sheets, ss	5	0	0	0	Rich, 2b	3	0	0	0		
Neal, ph-ss	1	0	1	0	Bell, c	1	0	0	0		
TOTALS	43	19	14	16	TOTALS	40	8	13	8		
LSU	3	0	0	5	5	3	0	0	3	19	14
Florida	2	0	0	0	2	0	3	1	0	8	13

E-Polcovich, Purvis, Valdes. LOB-LSU 10, Florida 8. 2B-C. Moock (8), Killen (15). HR-Hymel 2 (25), Linares 2 (14), Mouton (13). SB-Rios (4), Polcovich (20), Perry (9). SF-Cordani.

LSU	IP	H	R	ER	BB	SO
Byrd (W, 8-3)	5.0	9	4	4	2	5
Ogea	1.0	0	0	0	0	0
LaRosa	1.0	3	3	3	0	1
Herry	1.0	1	1	1	1	2
Greene	1.0	0	0	0	0	2
FLORIDA	IP	H	R	ER	BB	SO
Corbitt (L, 2-1)	3.1	6	8	8	4	1
Bonanno	0.2*	1	2	2	1	0
Pricher	4.0	4	6	3	3	3
Brennan	0.0*	1	3	2	1	0
McClellan	1.0	2	0	0	1	2

* Bonanno pitched to two batters in fifth. Brennan pitched to three batters in ninth. HBP-Mouton and Hymel by Bonanno. WP-Herry, McClellan. PB-Hymel. U-Patch, Lopina, Rosenberry, Yeast. T-3:35. A-13,613.

LSU 6, Wichita State 3 - June 8, 1991

ROSENBLATT STADIUM - OMAHA, NEB.

LSU				WICHITA STATE							
AB	R	H	RBI	AB	R	H	RBI				
Johnson, 2b	4	1	1	0	Hall, 2b	3	1	2	0		
Rios, cf	3	3	2	2	Wimmer, ss	4	0	1	0		
Mouton, rf	4	2	0	0	Audley, cf	3	1	0	1		
Cordani, lf	4	0	1	3	Mirabelli, c	3	0	0	0		
Hymel, c	3	0	1	0	T. Dreifort, rf	3	0	1	1		
Garrity, dh	4	0	2	1	Jones, 3b	3	0	0	0		
Tellechea, 1b	3	0	0	0	McClellan, dh	1	0	0	0		
C. Moock, 3b	3	0	0	0	D. Dreifort, dh	3	0	0	0		
Sheets, ss	3	0	1	0	White, 1b	4	0	0	0		
TOTALS	31	6	8	6	TOTALS	30	3	5	3		
LSU	2	2	0	2	0	0	0	0	0	6	8
Wichita State	1	0	0	1	0	0	0	1	0	3	5

E-Green. DP-LSU 1, WSU 3. LOB-LSU 7, WSU 5. 2B-Rios (11), 3B-Cordani (3). HR-Rios (4), Tilma (6). SB-Hall 3 (59), Wimmer (54). SF-Cordani, T. Dreifort.

LSU	IP	H	R	ER	BB	SO
Ogea (W, 14-5)	7.0*	4	3	2	4	3
Greene (S, 14)	2.0	1	0	0	0	2
WICHITA STATE	IP	H	R	ER	BB	SO
Green (L, 11-2)	3.0*	5	4	4	3	3
D. Dreifort	4.1	3	2	2	2	1
Bluma	1.2	0	0	0	0	2

* Ogea pitched to two batters in eighth. Green pitched to one batter in fourth. HBP-Hymel by Green. Rios and C. Moock by D. Dreifort. PB-Hymel. U-Hagler, Patch, Rosenberry, Pedersen, Lopina, Yeast. T-2:54. A-16,612.

1993

FINAL RECORD: 53-17-1

PLAYERS

- Kevin Ainsworth, OF
- Adrian Antonini, C
- Wade Bagley, C
- Scott Berardi, C
- Harry Berrios, OF
- Dustin Brandon, INF
- Matt Chamberlain, RHP
- Chad Cooley, OF
- Brian Daugherty, INF
- Jim Greely, OF
- Ryan Huffman, OF
- Will Hunt, LHP
- Kenny Jackson, 1B
- Russ Johnson, SS
- Tim Lanier, C
- Brett Laxton, RHP
- Antonio Leonardi-Cattolica, RHP
- Matt Malejko, RHP
- Bhrett McCabe, RHP
- Gregg Moock, RHP
- Warren Morris, INF
- Jeff Naquin, RHP
- Mike Neal, OF
- Ronnie Rantz, LHP
- Armando Rios, OF
- Trey Rutledge, RHP
- Henri Saunders, RHP
- Scott Schultz, RHP
- Tom Schwier, INF
- Mike Sirotko, LHP
- Mark Stocco, OF
- Sean Teague, RHP
- Todd Walker, 2B
- Kevin Ward, C
- Jason Williams, 3B
- Brad Wilson, INF
- Brian Winders, RHP

COACHES

- Skip Bertman - Head Coach
- Smoke Laval - Asst. Coach
- Mike Bianco - Asst. Coach
- Beetle Bailey - Admin. Assistant
- Rick Smith - Volunteer Asst. Coach

MANAGERS

- Dirck Decoteau
- Jason Decoteau

TRAINERS

- Jim Mensch
- Stacy LeCompte



A century of baseball excellence was culminated in June, 1993, as LSU captured its second NCAA title in three years with an 8-0 victory over Wichita State in the College World Series final. In the 100th anniversary season of the Fighting Tiger program, head coach Skip Bertman and his players reinforced LSU's status as the nation's premier baseball power.

The Tigers began the 1993 campaign as the nation's No. 1 team in all three of the college baseball polls. The Tigers' pre-conference schedule featured a 12-game winning streak which extended through the month of March as LSU prepared to defend its SEC title. The Tigers' drive to win their

fourth straight league crown was spearheaded by Todd Walker, who established an SEC single-season record with a 33-game hitting streak. The regular-season also featured a "Turn Back the Clock" game against Tulane in Alex Box Stadium, as players from both teams wore old-fashioned uniforms and used wooden bats. The Tigers defeated the Green Wave 6-3 in a game which commemorated LSU's 100-year baseball history.

LSU went on to become the first team in league annals to win four straight SEC championships and, after a 9-4 win over South Alabama in the NCAA South Regional final at Alex Box Stadium, the Tigers advanced to the College World Series for the

sixth time in eight seasons.

The Tigers returned to Omaha's Rosenblatt Stadium for another National Championship crusade. The fifth-seeded Tigers disposed of fourth-seeded Long Beach State to open the Series as left fielder Jim Greely launched two home runs and collected a personal-best five RBI. Left-hander Mike Sirotko handcuffed the 49ers with a three-hit, nine-strikeout performance.

LSU posted a furious rally against top-seeded Texas A&M in the next round, overcoming a 7-2 deficit and grabbing a 9-8 lead on an eighth-inning single by Armando Rios. Then, with the bases loaded, Todd Walker provided one of the series'



The June 13, 1993, headline of the Baton Rouge Advocate heralds LSU's second CWS title.



Team captain Mike Neal proclaims LSU No. 1 after the Tigers' 8-0 victory over Wichita St.



(Left) The 1993 National Champions were honored with a celebration in Tiger Stadium the morning after the CWS triumph.

(Below) Todd Walker (left), Brett Laxton (center) and Skip Bertman met with CBS reporter Lesley Visser after the CWS title game.



Mike Sirotka recorded two complete-game victories in the 1993 CWS.

most scintillating moments, unloading his third grand slam of the season to cap the 13-8 triumph.

The momentum generated by the win over the Aggies was vanquished three days later as Long Beach State rallied for an improbable 10-8 victory, striking for four runs in their final at-bat.

Now LSU faced a third meeting with Long Beach, with the winner advancing to the World Series championship game. The Tigers, on the strength of a two-run double by Rios, tied the game 5-5 in the bottom of the ninth before Walker delivered the game-winning single for a thrilling 6-5 victory. LSU was one victory away from fulfilling a season-long dream.

LSU faced Wichita State in the national championship game for the second time in three years, and unlike the first meeting in 1991, this game offered little suspense. Todd Walker's two-run homer in the first inning began LSU's surge to another World Series title. LSU added three runs in the



The Tigers won their second NCAA title in the 100th anniversary season of LSU Baseball.

second inning as Armando Rios sandwiched a sacrifice fly between RBI singles by Walker and by Jason Williams.

While the Tigers bolted to the big lead, freshman right-hander Brett Laxton was in the process of making College World Series history. Relying primarily on an exploding fastball with an occasional paralyzing slider, Laxton set a CWS championship game record with 16 staggering strikeouts. Laxton limited Wichita State to a mere three hits while retiring 16 of the final 20 Shocker batters, including Wichita State's last hope, outfielder Carl Hall, who flied weakly to Harry Berrios in right field to conclude the Tigers' 8-0 triumph. For the second time in three years, an unquenchable desire for victory was LSU's most prominent characteristic as it catapulted the Tigers to college baseball's summit.

Todd Walker was named the Most Outstanding Player of the Series and was joined on the All-Tournament team by Mike Sirotka, Brett Laxton, Adrian Antonini, Jim Greely and Armando Rios. Walker, the 1993 SEC Player of the Year, recorded a conference-record 102 RBI on the season and surpassed Albert Belle as LSU's all-time RBI leader with 175.

Mike Sirotka ended a fantastic four-year career as LSU's career leader in innings pitched with 372. He tied Ben McDonald's school record with 10 complete games, including eight in his final nine starts. Laxton's dazzling performance in the national title game capped a phenomenal season as the National Freshman of the Year was 12-1 with an SEC-best 1.98 ERA.

The 1993 team was expertly guided by Skip Bertman, who for the third time in his 10-year career was named National Coach of the Year. The Tigers completed the year with a 53-17-1 record, marking LSU's fifth-straight 50-win season, a feat unmatched by any other school.

1993 COLLEGE WORLD SERIES FACTS

CWS Records Set By LSU Individual Championship Game

Most Strikeouts - 16, Brett Laxton, LSU vs. Wichita State
Most Sacrifice Flies - 2, Armando Rios, LSU vs. Wichita State

CWS Records Tied By LSU Team Championship Game

Most Sacrifice Flies - 2, LSU vs. Wichita State
Most Strikeouts (Both Teams) - 22, LSU vs. Wichita State

Individual Championship Game

Fewest Hits Allowed - 3, Brett Laxton, LSU vs. Wichita State
Most Putouts - 16, Adrian Antonini, LSU vs. Wichita State

1993 College World Series All-Tournament Team

Catcher.....Adrian Antonini, LSU
First Base.....Hunter Triplett, Oklahoma State
Second Base.....Todd Walker, LSU
Third Base.....Casey Blake, Wichita State
Shortstop.....Jason Adams, Wichita State
Outfield.....Jim Greely, LSU
Outfield.....Jason Heath, Oklahoma State
Outfield.....Armando Rios, LSU
Designated Hitter.....Jeff Liefer, Long Beach State
Pitcher.....Brett Laxton, LSU
Pitcher.....Mike Sirotka, LSU

Most Outstanding Player

Todd Walker, LSU

LSU 7, Long Beach State 1 - June 4, 1993

ROSENBLATT STADIUM - OMAHA, NEB.

LSU	AB	R	H	RBI	LONG BEACH ST.	AB	R	H
Williams, 3b	3	0	1	0	Cradle, cf	4	0	1
Rios, cf	4	1	0	0	Martins, 2b	3	0	1
Johnson, ss	5	1	3	2	Swanson, 1b	3	0	0
Walker, 2b	4	0	0	0	Davis, ph	1	0	0
Berrios, rf	4	0	1	0	Curtis, rf	3	0	0
Neal, dh	4	1	1	0	Smith, dh	3	0	0
Antonini, c	2	1	0	0	Rodriguez, ss	3	0	0
Huffman, pr	0	1	0	0	Davison, lf	3	0	0
Berardi, c	0	0	0	0	Whatley, c	3	1	1
Greely, lf	4	2	2	5	Falsken, 3b	3	0	0
Jackson, 1b	4	0	0	0				
TOTALS	34	7	8	7	TOTALS	29	1	3

LSU 0 0 0 0 0 0 3 2 2 - 7 8 1
 Long Beach St. 0 0 0 0 0 1 0 0 0 - 1 3 1
 E-Falsken, Sirotka. DP-LSU 1, LBS 2. LOB-LSU 6, LBS 2. 2B-Cradle (13), Whatley (8), Neal (19).
 HR-Greely 2 (5), Johnson (8). SB-Williams (12). CS-Martins.

LSU	IP	H	R	ER	BB	SO
Sirotka (W, 11-5)	9.0	3	1	0	0	9
LONG BEACH STATE	IP	H	R	ER	BB	SO
Choi (L, 16-2)	7.1	5	5	5	4	3
Gonzalez	0.2	1	0	0	0	0
Goldstein	0.1	1	2	2	2	1
Wise	0.2	1	0	0	0	0

WP-Choi, Gonzalez. U-Jenkins, Thompson, Garman, L'Heureux. T-2:40. A-16,963.

LSU 13, Texas A&M 8 - June 6, 1993

ROSENBLATT STADIUM - OMAHA, NEB.

TEXAS A&M	AB	R	H	RBI	LSU	AB	R	H	RBI
Harlan, lf	4	2	2	1	Williams, 3b	5	2	0	0
Harris, ss	5	1	1	1	Rios, cf	4	3	2	2
Thomas, cf	5	1	2	1	Johnson, ss	3	2	1	0
Curl, 1b	5	2	1	0	Walker, 2b	4	3	1	6
Lewis, c	5	1	1	1	Berrios, rf	5	0	1	2
Trimble, dh	1	1	1	0	Neal, dh	3	1	1	1
Minor, ph-dh	3	1	1	1	Greely, lf	3	0	2	0
Gonzalez, 2b	4	0	1	0	Cooley, pr-lf	0	0	0	0
Fedora, 3b	3	1	3	3	Antonini, c	3	1	1	0
Claybrook, rf	2	0	0	0	Jackson, 1b	4	1	1	1
Smith, ph-rf	2	0	0	0					
TOTALS	39	8	13	8	TOTALS	34	13	10	12

Texas A&M 0 0 0 2 5 1 0 0 0 - 8 13 5
 LSU 0 0 0 2 4 0 1 6 x - 13 10 2
 E-Harris 2, Curl, Lewis, Greely, Moore, Walker. DP-A&M 2. LOB-A&M 14, LSU 4. 2B-Trimble (10), Harris (9), Jackson (17). HR-Walker (20). SB-Thomas (21). SF-Neal, Federa.

TEXAS A&M	IP	H	R	ER	BB	SO
Moore	6.2	5	7	3	5	6
Clemons (L, 6-2)	1.1	5	6	6	1	0
LSU	IP	H	R	ER	BB	SO
Laxton	4+	7	4	4	3	4
Hunt	1.0	2	3	3	3	0
Malejko	1+	2	1	0	0	1
Schultz (W, 7-3)	2+	2	0	0	1	4
Rutledge	1.0	0	0	0	0	0

Laxton pitched to two batters in fifth. Malejko pitched to one batter in seventh. Schultz pitched to one batter in ninth.
 HBP-Curl by Hunt, Harlan by Malejko. WP-Moore 2, Laxton, Schultz. U-Graham, Jenkins, January, Garman. T-3:43. A-18,316.

Long Beach State 10, LSU 8 - June 9, 1993

ROSENBLATT STADIUM - OMAHA, NEB.

LSU	AB	R	H	RBI	LONG BEACH ST.	AB	R	H	RBI
Williams, 3b	4	0	0	0	Cradle, cf	5	0	1	0
Rios, cf	4	1	2	1	Martins, 2b	3	2	0	0
Johnson, ss	4	1	1	0	Swanson, lf	3	2	2	1
Walker, 2b	3	1	0	0	Davis, ph-lf	1	1	1	2
Berrios, rf	5	1	1	0	Curtis, rf	4	2	2	2
Neal, dh	4	2	1	0	Liefer, dh	4	2	3	3
Greely, lf	4	1	3	2	Rodriguez, ss	5	0	1	1
Antonini, c	3	0	1	1	Smith, 1b	3	1	2	1
Jackson, 1b	4	1	1	0	Whatley, c	3	0	1	0
					Falsken, 3b	2	0	1	1
TOTALS	35	8	10	4	TOTALS	33	10	14	10

LSU 0 2 0 0 0 6 0 0 0 - 8 10 1
 Long Beach St. 1 1 0 0 3 0 1 4 x - 10 14 2

E-Johnson, Martins 2. DP-LSU 2, LBS 1. LOB-LSU 8, LBS 9. 2B-Berrios (22), Greely (9), Smith (8). 3B-Greely (1). HR-Liefer (12), Davis (5), Curtis (12). SB-Rios 2 (20), Liefer (8). CS-Rios, Smith 2, Antonini. SH-Whatley. SF-Smith.

LSU	IP	H	R	ER	BB	SO
Chamberlain	4.1	6	5	4	4	2
Hunt	2.2+	4	2	2	2	1
Sirotka (L, 11-6)	1.0	4	3	3	0	0
LONG BEACH STATE	IP	H	R	ER	BB	SO
Fontes	2.0	2	2	2	2	1
Goldstein	3.2	7	5	3	4	5
Gonzalez (W, 4-2)	3.1	1	1	0	2	4

Hunt pitched to one batter in eighth.

HBP-Falsken by Chamberlain, Liefer by Hunt. WP-Goldstein. U-Graham, January, Jenkins, Garman. T-3:28. A-13,727.

LSU 6, Long Beach State 5 - June 11, 1993

ROSENBLATT STADIUM - OMAHA, NEB.

LONG BEACH ST.	AB	R	H	RBI	LSU	AB	R	H	RBI
Cradle, cf	2	1	0	0	Williams, 3b	4	2	2	0
Martins, 2b	4	1	1	0	Rios, cf	5	2	3	3
Davis, lf	5	1	1	2	Johnson, ss	3	0	1	0
Curtis, rf	4	0	1	0	Walker, 2b	5	1	4	3
Smith, 1b	4	0	2	0	Berrios, rf	4	0	1	0
Richardson, ph	1	1	0	0	Neal, dh	4	0	2	0
Swanson, 1b	0	0	0	0	Greely, lf	4	0	0	0
Liefer, dh	4	1	2	0	Antonini, c	4	0	1	0
Whatley, c	3	0	1	0	Huffman, pr	0	1	0	0
Rodriguez, ss	3	0	0	0	Jackson, 1b	3	0	0	0
Falsken, 3b	5	0	1	1	Stocco, ph	1	0	0	0
TOTALS	35	5	9	3	TOTALS	37	6	14	6

Long Beach St. 2 0 1 0 0 0 0 0 2 - 5 9 1
 LSU 0 1 0 0 0 1 1 0 3 - 6 14 5

One out when winning run scored.

E-Rios, Johnson, Sirotka, Whatley, Williams 2. DP-LBS 2. LOB-LBS 13, LSU 9. 2B-Smith 2 (10), Rios 2 (13). HR-Davis (6), Walker (21). SB-Curtis (5). CS-Cradle. SH-Whatley 2, Rodriguez 2.

LONG BEACH STATE	IP	H	R	ER	BB	SO
Fontana	6.2	10	3	3	1	3
Gonzalez (L, 4-3)	1.2	4	3	3	2	1
LSU	IP	H	R	ER	BB	SO
Sirotka (W, 12-6)	9.0	9	5	2	6	8

WP-Gonzalez. U-January, L'Heureux, Graham, Thompson. T-3:12. A-12,388.

LSU 8, Wichita State 0 - June 12, 1993

ROSENBLATT STADIUM - OMAHA, NEB.

WICHITA STATE	AB	R	H	RBI	LSU	AB	R	H	RBI
Hall, rf	5	0	0	0	Williams, 3b	3	1	1	1
Adams, ss	4	0	1	0	Rios, cf	3	0	1	4
Taylor, cf	2	0	0	0	Johnson, ss	3	1	1	0
Smith, 1b	4	0	0	0	Walker, 2b	4	1	2	3
Dreifort, dh-p	3	0	1	0	Berrios, rf	4	0	2	0
J. Jackson, 2b	4	0	0	0	Neal, dh	4	1	1	0
Blake, 3b	3	0	0	0	Greely, lf	2	2	1	0
Tilma, lf	3	0	1	0	Huffman, lf	0	0	0	0
McCullough, c	2	0	0	0	Antonini, c	2	1	0	0
Lewallen, ph	1	0	0	0	K. Jackson, 1b	3	1	1	0
Wheeler, c	0	0	0	0					
Mills, ph	1	0	0	0					
TOTALS	32	0	3	0	TOTALS	28	8	10	8

Wichita St. 0 0 0 0 0 0 0 0 0 - 0 3 0
 LSU 2 3 2 0 0 0 0 1 x - 8 10 2

E-Greely, K. Jackson. DP-WSU 2. LOB-WSU 10, LSU 7. 2B-K. Jackson (18). HR-Walker (22). SB-Greely (3), Johnson (19). SH-K. Jackson, Williams. SF-Rios 2.

WICHITA STATE	IP	H	R	ER	BB	SO
Wyckoff (L, 5-3)	1.1	3	5	5	3	0
Dreifort	1.2	4	2	2	2	2
Baird	5.0	3	1	1	1	4
LSU	IP	H	R	ER	BB	SO
Laxton (W, 12-1)	9.0	3	0	0	5	16

HBP-Antonini by Dreifort. U-Garman, January, Graham, Jenkins, Thompson, L'Heureux. T-2:52. A-20,268.

1996

FINAL RECORD: 52-15

PLAYERS

Jason Albritton, RHP
 T.J. Arnett, RHP
 Tom Bernhardt, OF
 Eric Berthelot, LHP
 John Blancher, INF
 Justin Bowles, RF
 Matt Colvin, LHP
 Patrick Coogan, RHP
 Chad Cooley, LF
 Casey Cuntz, INF
 Brian Daugherty, RHP
 Chris Demouy, LHP
 Nathan Dunn, 3B
 Jake Esteves, RHP
 Eddy Furniss, 1B
 Dan Guillory, RHP
 Jeff Harris, RHP
 James Hemphill, OF
 Conan Horton, C
 Sonny Knoll, RHP
 Mike Koerner, CF
 Tim Lanier, C
 Brett Laxton, RHP
 Antonio Leonardi-Cattolica, RHP
 Trey McClure, INF
 Jeremie Moore, 1B
 Warren Morris, 2B
 Joey Painich, RHP
 Keith Polozola, INF
 Kevin Shipp, RHP
 Jeremy Tyson, RHP
 Kevin Ward, C
 Jason Williams, SS
 Brad Wilson, DH
 Jeremy Witten, OF
 Eddie Yarnall, LHP

COACHES

Skip Bertman - Head Coach
 Jim Schwanke - Assistant Coach
 Mike Bianco - Assistant Coach
 Dan Canevari - Admin. Assistant
 Daniel Tomlin - Volunteer Asst. Coach

MANAGERS

Mike Boniol
 Jimmy Goins
 Wes Penn

TRAINERS

Jim Mensch
 Lara McNeely



Second baseman Warren Morris launched a two-out, two-run homer in the bottom of the ninth inning to lift LSU to a pulsating 9-8 victory over Miami (Fla.) in the 1996 College World Series final. The blast marked the first time in the 50-year history of the CWS that a team had won the national championship with a homer in the bottom of the ninth.

As the ball cleared the right-field fence and landed in the third row of the bleachers, Morris raised his arms into the air triumphantly as he rounded first base. Upon reaching home plate, he was mobbed by his jubilant teammates and cheered by 23,905 fans who had just witnessed

the greatest finish in CWS annals.

The LSU Tigers, for the third time in six seasons, were the champions of collegiate baseball.

Fittingly, it was the only home run of the season for Morris, as the Alexandria, La., native had missed 39 games due to a broken hamate bone in his right hand. He returned to the LSU lineup for the NCAA South II Regional, and he led the Tigers to eight straight victories, with the final win giving his team the national title.

LSU became just the seventh school to win three or more CWS titles in the 50-year history of the event, and Skip Bertman became only the sixth coach to

win three or more baseball national championships. LSU also became only the third school to win three national titles in one decade (1991, 1993, 1996).

The CWS championship capped a long list of achievements for the 1996 Tigers, including establishing an SEC record with 131 home runs on the season. The Tigers posted a 52-15 record, marking LSU's sixth 50-win season in eight years and the seventh in school history. LSU recorded a 20-10 SEC mark, sharing the conference title with Florida and Alabama.

Shortstop Jason Williams became the SEC career leader in runs scored (270), and he became LSU's all-time



The June 9, 1996, headline of the Baton Rouge Sunday Advocate heralds LSU's CWS title.



All-American Eddie Yarnall earned CWS victories over Wichita State and Florida.



(Left) Seniors Chad Cooley (left) and Tim Lanier display the gold jersey LSU wore during its national title drive. The jerseys were later auctioned by the Tiger Athletic Foundation, raising \$38,000 for LSU Baseball.



Warren Morris presents his CWS home run bat to LSU athletic director Joe Dean as head coach Skip Bertman looks on. The presentation was made in Alex Box Stadium prior to Team USA's summer tour game versus Australia on June 20, 1996.



Justin Bowles was named to the CWS All-Tournament team.

hits leader with 327. First baseman Eddy Furniss, a first-team all-America selection, set the SEC single-season mark for RBI (103) and the LSU single-season home run record (26). Pitcher Eddie Yarnall was also a first-team all-America choice, as he posted an 11-1 record, including two victories in the College World Series.

Furniss and pitcher Chris Demouy were named Academic all-Americans; Furniss had a 3.7 gpa in pre-medicine and Demouy a 3.8 gpa in management. Seven Tigers earned Academic all-SEC recognition, including Furniss, Demouy, Morris (3.5 gpa in zoology), catcher Tim Lanier (3.6 in kinesiology), designated hitter Brad Wilson (3.0 in general studies), catcher Kevin Ward (3.6 in electrical engineering) and pitcher Brian Daugherty (3.1 in kinesiology).

For the third time in six seasons, Bertman was named National Coach of the Year, an honor he received from Collegiate Baseball, Baseball America and the American Baseball Coaches Association.

LSU was No. 1 in the grandstand as well, as the Tigers led the nation in attendance by drawing a school-record 226,805 fans to Alex Box Stadium.

It was a remarkable season, culminated by arguably the greatest moment in LSU athletic history, a decisive swing of the bat by Warren Morris, who magnificently added his name to the list of Tiger legends.

1996 COLLEGE WORLD SERIES FACTS

CWS Records Set By LSU

Attendance

Session – 23,905, LSU vs. Miami (Fla.)

Hits

Both Teams, Championship Game – 29, LSU vs. Miami (Fla.)

Sacrifice Flies

Both Teams, Championship Game – 5, LSU vs. Miami (Fla.)

Game Time

Championship Game (9-inning game) – 3:19, LSU vs. Miami (Fla.)

CWS Records Tied By LSU

Saves

Series – 3, LSU

Doubles

Both Teams, Championship Game – 6, LSU vs. Miami (Fla.)

1996 College World Series All-Tournament Team

Catcher.....	Tim Lanier, LSU
First Base.....	Chris Moller, Alabama
Second Base.....	Rudy Gomez, Miami (Fla.)
Third Base.....	Pat Burrell, Miami (Fla.)
Shortstop.....	Alex Cora, Miami (Fla.)
Outfield.....	Justin Bowles, LSU
Outfield.....	Michael DeCelle, Miami (Fla.)
Outfield.....	Brad Wilkerson, Florida
Designated Hitter.....	Chuck Hazzard, Florida
Pitcher.....	J.D. Arteaga, Miami (Fla.)
Pitcher.....	Eddie Yarnall, LSU

Most Outstanding Player

Pat Burrell, Miami (Fla.)

LSU 9, Wichita State 8 - June 1, 1996

ROSENBLATT STADIUM - OMAHA, NEB.

LSU	AB	R	H	RBI	WICHITA STATE	AB	R	H	RBI	
Williams, ss	4	1	1	1	Young, cf	4	2	1	0	
Koerner, cf	5	0	2	0	Wyckoff, lf/p	3	2	0	0	
Dunn, 3b	5	1	1	0	Blake, 3b	6	1	0	0	
Furniss, 1b	4	1	0	0	McCullough, 1b	4	0	1	1	
Moore, 1b	0	0	0	0	Ryan, dh/lf	4	0	1	1	
Cooley, lf	4	1	2	0	Looper, p	0	0	0	0	
Wilson, dh	5	1	1	1	Thomas, ph	1	0	0	0	
Bowles, rf	2	3	1	0	Stine, rf	3	1	1	1	
Lanier, c	4	1	2	5	Reese, c	5	0	0	0	
Morris, 2b	3	0	1	2	Sorensen, ss	4	1	2	2	
					Hooper, 2b	4	0	2	0	
TOTALS	36	9	11	9	TOTALS	39	8	12	8	
LSU	1	1	5	0	2	0	0	9	11	4
Wichita State	0	0	1	0	2	1	1	8	12	1

E-Williams, Dunn, Esteves, McCullough. DP-LSU 1, Wichita State 1. LOB-LSU 8, Wichita State 15. 2B-Morris (2), McCullough (18), Stine (22). HR-Williams (6), Lanier (5), Blake (22), Sorensen (4). SB-Cooley (16), Bowles 2(12), Young 2(68), Ryan (3). CS-Young. SF-Morris, Stine

LSU	IP	H	R	ER	BB	SO
Yarnall (W, 12-1)	5.2	9	4	3	5	5
Esteves	0.2	0	1	0	1	0
Demouy	0.2+	2	2	2	1	1
Coogan	1.0+	1	1	1	2	2
Shipp (S, 1)	1.0	0	0	0	1	1
WICHITA STATE	IP	H	R	ER	BB	SO
Baird (L, 7-6)	2.2	5	6	2	3	3
Bauer	3.0	5	3	3	2	2
Wyckoff	3.0	1	0	0	2	6
Looper	0.1	0	0	0	0	1

Demouy pitched to two batters in the 8th. Coogan pitched to two batters in the 9th. WP-Shipp. PB-Reese. U-Christal, McKinney, Graham, Thompson. T-3:54. A-22,154.

LSU 9, Florida 4 - June 3, 1996

ROSENBLATT STADIUM - OMAHA, NEB.

FLORIDA	AB	R	H	RBI	LSU	AB	R	H	RBI			
D. Eckstein, 2b	5	1	2	1	Williams, ss	3	1	0	0			
Ellis, 3b	3	0	0	0	Koerner, cf	3	1	1	3			
Rigdon, p	0	0	0	0	Dunn, 3b	5	1	1	1			
Medina, ph	1	0	0	1	Furniss, 1b	3	0	1	0			
Roll, p	0	0	0	0	Moore, 1b	0	0	0	0			
Wilkerson, rf/p	4	0	1	0	Cooley, lf	5	1	2	2			
Hazzard, dh/lb	4	0	2	0	Wilson, dh	4	0	0	0			
Tamargo, ss	5	0	0	0	Bowles, rf	3	2	2	1			
Castaldo, c	4	0	0	0	Lanier, c	3	2	2	1			
Duncan, 1b	2	1	1	0	Morris, 2b	4	1	2	1			
Walsh, rf	1	0	0	0								
R. Eckstein, 3b	2	1	1	0								
Chism, cf	4	1	2	0								
Ogle, lf	2	0	0	0								
TOTALS	37	4	9	2	TOTALS	33	9	11	9			
Florida	1	2	0	0	0	0	1	0	4	9	1	
LSU	0	2	0	2	0	0	3	2	x	9	11	5

E-Ellis, Williams, Dunn, Furniss, Laxton 2. DP-Florida 1, LSU 1. LOB-Florida 12, LSU 8. 2B-Lanier. 3B-Lanier. HR-D. Eckstein (9), Koerner (12), Cooley (14), Bowles (22). SB-Wilkerson (14), Chism (13), Williams (7), Morris (4). CS-Williams. S-Ogle. SF-Koerner.

FLORIDA	IP	H	R	ER	BB	SO
Rodriguez (L, 4-1)	3.0+	7	4	4	1	0
Wilkerson	3.2	3	3	3	3	3
Rigdon	0.1	0	0	0	1	0
Roll	1.0	1	2	2	2	0
LSU	IP	H	R	ER	BB	SO
Laxton (W, 8-2)	5.1	6	3	1	4	4
Shipp (S, 2)	3.2	3	1	0	1	4

Rodriguez pitched to two batters in the fourth. WP-Roll, Wilkerson. U-Christal, McKinney, Jones, Gillmore. T-3:38. A-13,000.

LSU 2, Florida 1 - June 6, 1996

ROSENBLATT STADIUM - OMAHA, NEB.

FLORIDA	AB	R	H	RBI	LSU	AB	R	H	RBI			
D. Eckstein, 2b	5	0	1	1	Williams, ss	4	0	0	0			
Ellis, 3b	3	0	1	0	Koerner, cf	4	0	1	0			
Wilkerson, rf	4	0	2	0	Dunn, 3b	4	1	1	0			
Hazzard, dh	4	0	1	0	Furniss, 1b	4	1	1	0			
Tamargo, ss	4	0	1	0	Moore, 1b	0	0	0	0			
Castaldo, c	3	0	1	0	Cooley, lf	3	0	1	0			
Duncan, 1b	2	1	0	0	Wilson, dh	3	0	0	1			
Haight, lf	2	0	0	0	Bowles, rf	4	0	1	1			
Ogle, lf	1	0	0	0	Lanier, c	3	0	0	0			
Chism, cf	3	0	0	0	Morris, 2b	2	0	0	0			
Walsh, ph	1	0	0	0								
TOTALS	32	1	7	1	TOTALS	31	2	5	2			
Florida	0	0	0	0	1	0	0	0	1	7	3	
LSU	0	1	0	0	0	1	0	0	x	2	5	1

E-Wilkerson, Duncan, Haight, Yarnall. LOB-Florida 9, LSU 9. 2B-Castaldo, Koerner. CS-Hazzard, Duncan.

FLORIDA	IP	H	R	ER	BB	SO
Kaufman (L, 11-5)	5.1	4	2	1	1	6
Rigdon	2.2	1	0	0	1	1
LSU	IP	H	R	ER	BB	SO
Yarnall (W, 11-1)	7.2	7	1	1	5	8
Coogan	0.1	0	0	0	0	0
Demouy	0.1	0	0	0	0	0
Esteves (S, 2)	0.2	0	0	0	0	0

HBP-Morris by Kaufman, Wilson by Kaufman. U-Gillmore, Graham, McKinney, Thompson. T-3:06. A-17,212.

LSU 9, Miami 8 - June 8, 1996

ROSENBLATT STADIUM - OMAHA, NEB.

MIAMI	AB	R	H	RBI	LSU	AB	R	H	RBI			
Grimmett, cf	3	2	0	0	Williams, ss	4	0	1	0			
Gomez, 2b	5	1	3	0	Koerner, cf	4	1	2	2			
Burrell, 3b	4	1	1	1	Dunn, 3b	4	1	2	2			
Rivero, rf/lf	3	1	1	1	Furniss, 1b	4	0	2	1			
DeCelle, lf	4	0	2	3	Cooley, lf	5	0	1	0			
Moore, rf	0	0	0	0	Wilson, dh	5	1	1	0			
Marcinczyk, 1b	5	2	2	0	Bowles, rf	5	0	2	0			
Cora, ss	5	0	3	3	Lanier, c	3	2	1	0			
Saggese, dh	5	0	2	0	Morris, 2b	4	4	3	2			
Gargiulo, c	3	1	0	0								
TOTALS	37	8	14	8	TOTALS	38	9	15	7			
Miami	2	0	0	0	3	2	0	0	1	8	14	2
LSU	0	0	3	0	0	0	2	2	2	9	15	2

Two outs, 1 runner on when game ended. E-Burrell, Rivero, Dunn, Furniss. LOB-Miami 9, LSU 10. 2B-Marcinczyk, Cora, Saggese, Wilson, Bowles, Morris. 3B-Cora. HR-Morris (1). SB-Gomez (28), Koerner (24), Lanier (2). CS-Koerner. S-Grimmett, Morris. SF-Burrell, Rivero, DeCelle, Koerner, Dunn.



The 1996 Tigers overcame a 7-3 deficit to defeat Miami in the CWS title game.

1997

FINAL RECORD: 57-13

PLAYERS

- Kurt Ainsworth, RHP
- Jason Albritton, RHP
- Blair Barbier, 2B
- Bryon Bennett, OF
- Tom Bernhardt, OF
- Eric Berthelot, LHP
- John Blancher, INF
- Christian Bourgeois, 1B
- Matt Colvin, LHP
- Patrick Coogan, RHP
- Brad Cresse, C
- Casey Cuntz, 3B
- Mike Daly, INF
- Brian Daugherty, RHP
- Wes Davis, OF
- Chris Demouy, LHP
- Clint Earnhart, C
- Eddy Furniss, 1B
- Jamin Garidel, C
- Dan Guillory, RHP
- Cedrick Harris, OF
- Jeff Harris, RHP
- Cody Hartshorn, RHP
- Courtney Hernandez, C
- Danny Higgins, INF
- Conan Horton, C
- David Hughes, LHP
- Sonny Knoll, RHP
- Mike Koerner, CF
- Brandon Larson, SS
- Antonio Leonardi-Cattolica, RHP
- Jeff Lipari, 1B
- Trey McClure, 3B
- Joey Painich, RHP
- Keith Polozola, INF
- Kevin Shipp, RHP
- Antoine Simon, OF
- Johnnie Thibodeaux, INF
- Doug Thompson, RHP
- Drew Topham, INF
- Jeremy Tyson, RHP
- Jeremy Witten, OF

COACHES

- Skip Bertman - Head Coach
- Jim Schwanke - Assistant Coach
- Mike Bianco - Assistant Coach
- Daniel Tomlin - Assistant Coach
- Kurt Hester - Strength Coach
- Dan Canevari - Admin. Assistant

MANAGERS

- Mike Boniol
- Wes Penn

TRAINERS

- Shawn Eddy
- Mike Eisen



On June 7, 1997, the LSU Fighting Tigers justified the pre-season status bestowed upon them by Baseball America magazine as college baseball's "Team of the '90s" by defeating Southeastern Conference rival Alabama, 13-6, in the championship game of the College World Series. The game was witnessed by a record crowd of 24,401 in Omaha's Rosenblatt Stadium.

LSU won its fourth NCAA championship of the 1990s (1991, 1993, 1996, 1997), and the Tigers became the first team to win back-to-back titles since Stanford accomplished the feat in 1987-88. Head coach Skip

Bertman joined Rod Dedeaux as the only coaches to win four College World Series championships. Bertman was named the 1997 National Coach of the Year, receiving that designation for the fifth time in his storied 14-year career.

Ironically, a month before the title match, the Crimson Tide humiliated the Tigers, 28-2, the worst loss in LSU's 104-year baseball history. But in the CWS championship contest, the Tigers exploded to a 9-0 lead after two innings and never looked back. LSU won its eighth straight CWS game over two seasons, and the

Tigers improved their mark in NCAA (regional and CWS) tournament championship games to a phenomenal 16-0.

Prior to the win over Alabama, the Tigers posted CWS victories over Rice (5-4) and Stanford (10-5 and 13-9). LSU batted .328 (45-for-137) in the Series with seven doubles and 10 home runs. The Tigers averaged better than 10 runs per game in the CWS, outscoring their opponents, 41-24.

The championship game completed a 57-13 campaign for Skip Bertman and his club, as the Tigers established the Southeastern Conference record for most victories in



DYNASTY!



Tigers win fourth title of decade

By [Name] [Title]

OMAHA, Neb. (AP) — The LSU Fighting Tigers won their fourth College World Series title on Sunday, defeating Alabama 13-6 in the championship game of the 1997 CWS.

The Tigers, coached by Skip Bertman, won the game in the bottom of the seventh inning on a home run by Jamin Garidel. LSU's record in the CWS is now 16-0.

Bertman, who was named National Coach of the Year, led the Tigers to a 57-13 record during the season. LSU finished the season with a 41-13 record in the Southeastern Conference.

The Tigers' victory marks the first time since 1988 that a team has won back-to-back CWS titles. LSU's previous titles were in 1991, 1993, and 1996.

The game was played at Rosenblatt Stadium in Omaha, Neb., and was watched by a record crowd of 24,401 fans.

LSU's ace pitcher, Patrick Coogan, was named the CWS Most Outstanding Player. He pitched a complete game in the championship, allowing only one run and striking out 11 batters.

The Tigers' victory also marked the end of a 14-year drought for LSU in the CWS. The team's last title was in 1983.

LSU's success in the CWS is a testament to the program's commitment to excellence. Under the leadership of Bertman, the Tigers have become one of the most successful college baseball programs in the country.



The June 13, 1997, headline of the Baton Rouge Advocate heralds LSU's fourth CWS title.

Junior right-hander Patrick Coogan was the ace of the '97 staff as he posted a 14-3 record and a 4.46 ERA with 144 strikeouts in 125 innings.



Senior pitcher Brian Daugherty lifts the 1997 NCAA championship trophy at a special ceremony in the Pete Maravich Assembly Center. Nearly 8,000 fans welcomed the Tigers home the day after their triumph in Omaha, Neb.

a season. LSU, which returned only two starting position players from its 1996 national championship club, also claimed the '97 SEC championship, the school's sixth conference crown of the 1990s.

LSU roared to a blistering 19-0 start, establishing the SEC mark for most consecutive victories. The Tigers, who began the season ranked No. 8 (Collegiate Baseball) and No. 13 (Baseball America) in the pre-season polls, ascended to No. 1 by March 10, holding that position for 10 consecutive weeks.

After claiming the SEC title, LSU played host to the NCAA South I Regional, where the Tigers, after suffering a third-round loss to South Alabama, battled back to claim their ninth CWS berth in 12 seasons. LSU posted a thrilling 14-7, 11-inning victory over Long Beach State in an elimination game to force a rematch with South Alabama in the regional championship round. Needing two victories over USA, the Tigers launched eight homers in a doubleheader sweep en route to the regional title. LSU hit .339 (82-for-242) in its six regional games, outscoring the opposition 76-29 while unloading 20 home runs. Third baseman Trey McClure was named the regional's Most Outstanding Player, as he hit .435 (10-for-23) with five doubles, two homers and 10 RBI.

LSU completed the year with an NCAA-record 188 home runs, breaking the previous mark of 161 homers set by Brigham Young in 1988. The Tigers homered at least once in all 70 of their games.

All-American junior



Junior right-hander Doug Thompson was the winning pitcher in the 1997 national championship game, working the final 4.2 innings in the 13-6 win over Alabama.



Senior rightfielder Tom Bernhardt led LSU with a .615 batting average in the CWS.

shortstop Brandon Larson enjoyed a remarkable season, batting .381 on the year with 40 homers and 118 RBI. He established SEC single-season records for homers, RBI and total bases (250), and he became just the fourth player in NCAA history to collect 40 or more homers in a season.

Patrick Coogan (14-3, 4.63 ERA, 144 K), a junior right-hander, earned first-team all-America honors, while first baseman Eddy Furniss (.378, 17 HR, 77 RBI) was a third-team all-America selection. Second baseman Blair Barbier (.353, 15 HR, 57 RBI) earned Freshman all-America recognition.

Also enjoying outstanding campaigns were junior center fielder Mike Koerner (.353, 22 HR, 69 RBI), senior right fielder Tom Bernhardt (.322, 17 HR, 49 RBI) and Doug Thompson (12-3, 4.63 ERA, 158 K), a junior right-hander who earned the victory in the national championship game.

The '97 Tigers magnificently maintained LSU's reign as the "Team of the '90s." Not since Southern California won five straight national titles in the 1970s was one school so dominant in the college baseball landscape.

1997 COLLEGE WORLD SERIES FACTS

CWS Records Set By LSU

Most At-Bats (9-inn. game)

Both Teams, Championship Game – 79, LSU vs. Alabama

Most Runs

Both Teams, Championship Game – 19, LSU vs. Alabama

Most RBI

Both Teams, Championship Game – 19, LSU vs. Alabama

Most Strikeouts (9-inn. game)

Both Teams, Championship Game – 25, LSU vs. Alabama

CWS Records Tied By LSU

Most Home Runs

Team, Game – 5, LSU vs. Stanford

Most Pitchers Used

Team, Game – 7, LSU vs. Stanford

Most Hit Batters

Both Teams, Game – 4, LSU vs. Stanford

Most At-Bats (9-inn. game)

Individual, Championship Game –

6, Brandon Larson, LSU vs. Alabama

6, Mike Koerner, LSU vs. Alabama

Most Wild Pitches

Individual, Game – 3, Patrick Coogan, LSU vs. Alabama

Team, Game – 4, LSU vs. Alabama

Most Runs

Team, Championship Game – 13, LSU vs. Alabama

Most RBIs

Team, Championship Game – 13, LSU vs. Alabama

Most Doubles

Both Teams, Championship Game – 6, LSU vs. Alabama

1997 College World Series All-Tournament Team

Catcher Matt Frick, Alabama

First Base Eddy Furniss, LSU

Second Base Joe Caruso, Alabama

Third Base Andy Phillips, Alabama

Shortstop Brandon Larson, LSU

Outfield Mike Koerner, LSU

Outfield Tom Bernhardt, LSU

Outfield G.W. Keller, Alabama

Designated Hitter Mark Peer, Alabama

Pitcher Jeff Austin, Stanford

Pitcher Jarrod Kingrey, Alabama

Most Outstanding Player

Brandon Larson, LSU

2000

FINAL RECORD: 52-17

PLAYERS

- Jeremy Alford, OF
- Blair Barbier, 3B
- Christian Bourgeois, OF
- Billy Brian, P
- Victor Brumfield, INF
- Brad Cresse, C
- Mike Daly, INF
- Brad David, P
- Thomas Evans, INF
- Mike Fontenot, 2B
- Jamin Garidel, C
- Hunter Gomez, P
- Weylin Guidry, P
- Cedrick Harris, OF
- Brad Hawpe, 1B
- Trey Hodges, P
- Ryan Jorgensen, C
- Jeff Lipari, 1B
- Jeremy Loftice, P
- Billy McBride, OF
- Heath McMurray, P
- Nathan Meiners, C
- David Miller, P
- Tommy Morel, OF
- Tim Nugent, P
- Bo Pettit, P
- Wally Pontiff, OF
- David Raymer, OF
- Ryan Richard, P
- Ben Saxon, P
- Jason Scobie, P
- David Shank, P
- Antoine Simon, OF
- Chucky Son, P
- Brian Tallet, P
- Sam Taulli, P
- Ryan Theriot, SS
- Johnnie Thibodeaux, OF
- Chad Vaught, P
- Jeremy Witten, OF
- Ray Wright, OF
- Shane Youman, P

COACHES

- Skip Bertman - Head Coach
- Dan Canevari - Assistant Coach
- Turtle Thomas - Assistant Coach
- Bill Dailey - Assistant Coach
- Curtis Tsuruda - Strength Coach
- Bill Franques - Admin. Assistant

MANAGERS

- Jody Autery
- Mike Boniol
- Johnny Collins
- Wes Penn
- Joey Quillio

TRAINERS

- Shawn Eddy
- Shaun Duhe



Trailing Stanford 5-2 with one out in the bottom of the eighth inning of the 2000 national championship game, the LSU Tigers appeared to have little hope, especially with Cardinal ace Justin Wayne on the mound. Wayne had subdued LSU's bats, allowing no hits while recording seven strikeouts in 3.1 relief innings. In fact, Wayne and Stanford starter Jason Young had combined to hold the Tigers hitless since the second inning, when left field Jeremy Witten singled during a two-run LSU rally.

LSU's only highlight after the second inning had come on defense, when right fielder Ray Wright robbed

Stanford's Edmund Muth of a third-inning, two-run homer by leaping above the wall to make a sensational catch.

Thus, when LSU team captain Blair Barbier stepped to the plate with one out in the eighth, everything pointed toward a Stanford victory celebration. After all, the Cardinal were just five outs away from a national championship with arguably the best pitcher in the country on the mound.

Barbier, undaunted, envisioned a much different scenario. Prior to the inning, he had gathered his teammates in the dugout, imploring them to remain focused, asking them, "DO YOU BELIEVE?" He hoped his


words would spark a positive reaction, yet he knew they would be meaningless should he fail in this at-bat, likely the final at-bat of the senior third baseman's brilliant college career.

So, Barbier stood in against Wayne and battled for his team's survival. He stubbornly fouled off several two-strike offerings, before finally ripping a line drive over the left field wall of Rosenblatt Stadium. Barbier's solo shot was his third homer of the College World Series, and the Tigers had life, now down by two runs.

Wally Pontiff then drew a walk from Wayne, but the Stanford right-hander retired



The June 18, 2000, headline of the Baton Rouge Sunday Advocate heralds LSU's CWS title.



Pitcher Trey Hodges was voted the Most Outstanding Player of the 2000 CWS.



The Tigers posted a 52-17 record, including a 13-0 postseason mark.

center fielder Cedrick Harris on a fly ball to right field for the second out. Witten, who was hitting just .200 (3-for-15) in the CWS, would be Wayne's next challenge.

In his only other at-bat against Wayne, Witten, a fifth-year senior, fanned on just three pitches. And, in this at-bat, Witten again quickly fell behind in the count. Knowing that this was perhaps the final at-bat of his college career, indeed the final at-bat of his entire baseball career, Witten would not succumb to Wayne's darting slider. Instead, he launched a soaring liner into the left-center field seats, just out of the reach of Cardinal left fielder Andy Topham.

The Rosenblatt Stadium crowd of over 24,000 erupted as Witten triumphantly rounded the bases, celebrating just his seventh homer of the season. LSU 5, Stanford 5 . . . and the drama was just beginning.

Wayne retired Wright on a liner to left to end the eighth inning, but Stanford could not recover its lost momentum. LSU right-hander Trey Hodges, who had kept the Tigers in the game with three scoreless relief innings, easily retired the Cardinal in the top of the ninth, setting the stage for the game's final act.

LSU shortstop Ryan Theriot grounded Wayne's first pitch of the ninth into left field to place the winning run on first base. Head coach Skip Bertman, electing not to bunt Theriot down to second base, allowed second baseman

Mike Fontenot to swing away. Fontenot skillfully drew a full-count walk from Wayne, placing the Tigers' destiny in the potent bat of catcher Brad Cresse.

Cresse, like Barbier and Witten before him, was standing at the plate for the final time in an LSU uniform. The nation's leader in home runs (30) and RBI (105), the senior was just 1-for-12 in the College World Series. He had struck out in his two previous at-bats against Wayne, who desperately needed a double play to work his way out of the jam.

As he had in his first two encounters with Cresse, Wayne opened with his devastating slider. Strike one. Wayne fired the slider again, but this time Cresse smashed it, sending the ball sharply into left field. Theriot raced around third base as Topham picked up the ball and heaved it toward home plate. But, the throw was up the line and Theriot slid safely across the plate as his teammates burst from the third-base dugout to embrace him. The wave of jubilant Tigers then moved to the infield, engulfing Cresse at first base.

LSU 6, Stanford 5. The Tigers had secured the school's fifth NCAA title since 1991 with a courageous effort, scoring four runs in their final two at-bats to erase a three-run deficit. Blair Barbier's eighth-inning challenge to his teammates was answered in resounding fashion. The 2000 LSU Tigers, without question, did believe.



Team captain Blair Barbier displays the NCAA Championship trophy to the throng of fans that welcomed home the Tigers.

2000 COLLEGE WORLD SERIES FACTS

CWS Records Set or Tied by LSU

Records Broken

Hit Batters, Game, Both Teams - 6, Stanford (4) vs. LSU (2), June 17
Balks, Series, Team - 3, LSU

Records Tied

Hit by Pitch, Series, Individual - 3, Blair Barbier, LSU
Balks, Series, Individual - 2, Trey Hodges, LSU

2000 College World Series All-Tournament Team

Catcher.....	Beau Craig, Southern California
First Base.....	Craig Thompson, Stanford
Second Base.....	Mike Fontenot, LSU
Third Base.....	Blair Barbier, LSU
Shortstop.....	Ryan Theriot, LSU
Outfield.....	Steven Feehan, Louisiana-Lafayette
Outfield.....	Edmund Muth, Stanford
Outfield.....	Joe Borchart, Stanford
Designated Hitter.....	Brad Hawpe, LSU
Pitcher.....	Trey Hodges, LSU
Pitcher.....	Jon McDonald, Florida State

Most Outstanding Player

Trey Hodges, LSU

2009

FINAL RECORD: 56-17

PLAYERS

Ben Alsop, RHP
 Paul Bertuccini, RHP
 Daniel Bradshaw, RHP
 Ryan Byrd, LHP
 Nolan Cain, RHP
 Louis Coleman, RHP
 Blake Dean, OF/DH
 Wet Delatte, INF
 Beau Didier, INF
 Johnny Dishon, OF
 Grant Dozar, INF
 Kevin Farnsworth, C
 Micah Gibbs, C
 Tyler Hanover, INF
 Buzzy Haydel, INF
 Derek Helenihi, INF
 Chad Jones, OF/LHP
 Leon Landry, OF
 DJ LeMahieu, INF
 Mikie Mahtook, OF
 Spencer Mathews, RHP
 Chris Matulis, LHP
 Chris McGhee, INF
 Jared Mitchell, OF
 Jordan Nicholson, RHP
 Austin Nola, INF
 Sean Ochinko, INF/C
 Matty Ott, RHP
 Nicholas Pontiff, OF
 Anthony Ranaudo, RHP
 Shane Riedie, RHP
 Austin Ross, RHP
 Ryan Schimpf, INF/OF
 Randy Zeigler, LHP

COACHES

Paul Mainieri - Head Coach
 David Grewe - Associate Head Coach
 Javi Sanchez - Assistant Coach
 Will Davis - Assistant Coach
 Ross Brezovsky - Coordinator of Operations
 Kyle Beerbohm - Undergrad. Asst. Coach
 Jeremy Phillips - Strength Coach

MANAGERS

Matthew Montgomery
 Ryan Latuso
 A.J. Million
 Josh Pope

TRAINERS

Beau Lowery - Head Trainer
 Craig Chelette - Student Trainer
 Erin Sutton - Student Trainer



LSU coach Paul Mainieri directed the 2009 Tigers to the College World Series title, posting a 56-17 overall record, including a 10-1 mark in NCAA Tournament competition. The Tigers defeated Texas in the CWS Championship Finals to win the national title, LSU's sixth CWS championship and its first since 2000. Mainieri also guided his squad to the 2009 Southeastern Conference regular-season and tournament titles. The 2009 season was a magnificent year that began with LSU ranked No. 1 in the polls and ended with the Tigers still occupying college baseball's summit. The Tigers improved to 6-0 in winner-take-all games for the CWS championship, also claiming national titles in 1991, 1993, 1996, 1997 and 2000.

LSU in 2009 won its first Southeastern Conference regular-season title since 2003, posting a 20-10 SEC mark. The Tigers then became the first league school since

Alabama in 2002-03 to win consecutive SEC Tournament titles.

LSU played host to the 2009 NCAA Baton Rouge Regional, where the Tigers defeated Southern, Baylor and Minnesota to set up a Super Regional matchup versus Rice in Alex Box Stadium. LSU swept two games from the Owls, earning a berth to the CWS for the second straight season and for the 15th time in school history.

The Tigers defeated Virginia in their CWS opener and recorded two wins over Arkansas to advance to the CWS Championship Finals versus Texas. Trailing 6-4 in the ninth inning of Game 1, the Tigers staged a dramatic two-run rally and eventually prevailed, 7-6, in 11 innings. The Longhorns posted a 5-1 win in Game 2; however, LSU overwhelmed UT, 11-4, in the deciding game to claim the NCAA championship trophy.

Three LSU pitchers earned All-America



Paul Mainieri guided the Tigers to the 2009 College World Series title and earned National Coach of the Year recognition.

Anthony Ranaudo posted two CWS wins, including a victory over Texas in the deciding game of the Championship Series.



recognition in 2009 – right-handers Louis Coleman, Anthony Ranaudo and Matty Ott. Coleman was the '09 SEC Pitcher of the Year, recording a 14-2 record, a 2.93 ERA and 142 strikeouts in 129 innings. Coleman finished the season ranked No. 2 in the nation in wins and No. 4 in strikeouts.

Ranaudo, an all-SEC selection and a member of the College World Series all-tournament team, was 12-3 on the year with a 3.04 ERA and 159 strikeouts in 124.1 innings. Ranaudo was No. 3 in the nation in strikeouts, and he became the first LSU pitcher to lead the SEC in Ks since Kurt Ainsworth in 1999.

Ott, the SEC Co-Freshman of the Year, established an LSU single-season record with 16 saves. A finalist for the NCBWA Stopper of the Year award, Ott posted a 4-2 mark and a 2.68 ERA with six walks and 69 strikeouts in 50.1 innings.

Junior outfielder Jared Mitchell finished his career No. 2 on the all-time LSU steals list with 70. He trails only Rob Hartwig, who had 73 steals from 1986-87. Mitchell's 36 steals in 2009 marks the

second-highest single season total in LSU history – Hartwig has the single-season mark with 42 in 1987.

LSU DH/OF Blake Dean completed the 2009 season ranked No. 8 on the all-time LSU home run list with 44 dingers. He is No. 6 on the LSU career RBI list with 190.

LSU OF/1B Ryan Schimpf finished his career No. 10 on the all-time LSU home run list with 38 career dingers. Schimpf had three home runs in the 2009 College World Series, marking the first time an LSU player hit three homers in the CWS since former first baseman Brad Hawpe launched three dingers in Omaha in 2000. Schimpf had 22 homers in 2009, the 10th-highest single-season total in LSU history.

LSU's final baseball attendance figure for the 2009 season topped the 400,000 mark, shattering the previous school attendance record. LSU's total paid attendance for the '09 season in the New Alex Box Stadium was 403,056 for 42 games, an average of 9,596 per game.

Pitcher Louis Coleman reacts after striking out the final Texas hitter to clinch the 2009 National Championship.



2009 COLLEGE WORLD SERIES ALL TOURNAMENT TEAM

C	Cameron Rupp, Texas
1B	Dustin Ackley, North Carolina
2B	DJ LeMahieu, LSU
3B	Kyle Seager, North Carolina
SS	Tyler Cannon, Virginia
OF	Kole Calhoun, Arizona St.
OF	Jared Mitchell, LSU
OF	Ryan Schimpf, LSU
DH	Russell Moldenhauer, Texas
P	Anthony Ranaudo, LSU
P	Taylor Jungmann, Texas

MOST OUTSTANDING PLAYER
Jared Mitchell, LSU



The 2009 Tigers won 15 of their final 16 games en route to the national championship.



College World Series MVP Jared Mitchell launched a three-run homer in the first inning of Game 3 of the CWS Finals.

LSU 9, Virginia 5 - June 13, 2009

ROSENBLATT STADIUM, OMAHA, NEB.

Box score table for LSU vs Virginia on June 13, 2009, showing batting statistics for both teams.

E - Proscia, S.(12). DP - Virginia 1. L0B - Virginia 14; LSU 7. 2B - Valdes, F.(13); Werman, K.(1); Schimpf(18); Dean(17). 3B - Cannon, T.(5). HR - Proscia, S.(10); Valdes, F.(6); Schimpf(20); Ochinko(B). HBP - Proscia, S.; Nola. SH - Schimpf(4). SF - Dean(10). CS - Hicks, J.(4); LeMahieu(4) Helenih(1).

Box score table for LSU vs Virginia on June 13, 2009, showing pitching and fielding statistics.

Win - Ross (6-7). Loss - Packer, M. (3-5). Save - None. WP - Ranaudo(7). HBP - by Coleman (Proscia, S.); by Wilson, T. (Nola). Umpires - HP: Steve Manders 1B: Jeff Henrichs 2B: Joe Burleson 3B: Darrin Sealey Start: 6:10 pm Time: 3:40 Attendance: 24904

LSU 9, Arkansas 1 - June 15, 2009

ROSENBLATT STADIUM, OMAHA, NEB.

Box score table for LSU vs Arkansas on June 15, 2009, showing batting statistics for both teams.

E - House(5); Kuhn(3). L0B - LSU 11; Arkansas 11. 2B - Schimpf(19); Mitchell 2(14); Tschepikow 2(12); Wilkins(18). HR - Dean(16); Mahtook(7); Nola(3). HBP - Schimpf. SF - Wilkins(3). SB - LeMahieu(11); Tschepikow(17); Wilkins(8).

Box score table for LSU vs Arkansas on June 15, 2009, showing pitching and fielding statistics.

Win - Coleman (14-2). Loss - Eibner (5-5). Save - None. HBP - by Forrest (Schimpf). Umpires - HP: Joe Burleson 1B: Darrin Sealey 2B: Steve Manders 3B: Jeff Henrichs Start: 6:08 pm Time: 3:24 Attendance: 23417

LSU 14, Arkansas 5 - June 19, 2009

ROSENBLATT STADIUM, OMAHA, NEB.

Box score table for LSU vs Arkansas on June 19, 2009, showing batting statistics for both teams.

E - House(6); Forrest(3). DP - Arkansas 2. L0B - LSU 8; Arkansas 6. 2B - Haydell(4); Dean(18); Ochinko(15); Hanover(9). HR - Schimpf(21); Dean(17); Mitchell(10); Hanover(5); Leavitt(2); Eibner(12). SF - Mahtook(3).

Box score table for LSU vs Arkansas on June 19, 2009, showing pitching and fielding statistics.

Win - Ranaudo (11-3). Loss - Richards (6-2). Save - None. WP - Bolsinger(2); Limbocker(2); Murphy(3). Umpires - HP: Joe Burleson 1B: Mark Chapman 2B: Chuck Lyon 3B: Perry Costello Start: 3:38 pm Time: 3:14 Attendance: 19734 Weather: 72, partly sunny, winds E at 7 = Game notes: Start of game delayed 2 hours and 30 minutes due to rain. Richards faced 3 batters in the 3rd. Wells faced 1 batter in the 7th. Limbocker faced 1 batter in the 7th.

LSU 7, Texas 6 (11 innings) - June 22, 2009

ROSENBLATT STADIUM, OMAHA, NEB.

Box score table for LSU vs Texas on June 22, 2009, showing batting statistics for both teams.

TOTALS box score for LSU vs Texas on June 22, 2009.

LSU 1 0 0 0 0 2 1 0 2 0 1 - 7 11 0 Texas 0 0 0 3 0 2 1 0 0 0 0 - 6 9 1

E - Rupp, C.(6). DP - Texas 1. L0B - LSU 11; Texas 6. 2B - LeMahieu(13); Loy, B.(8). 3B - Mitchell(5). HR - LeMahieu(5); Schimpf(22); Tucker, T.(3); Moldenhauer 2(3); Keyes, K.(8); Rowe, C.(8). HBP - Maitland, T. SH - LeMahieu(3); Rowe, C.(8). SB - LeMahieu(12).

Box score table for LSU vs Texas on June 22, 2009, showing pitching and fielding statistics.

Win - Ott (4-2). Loss - Workman, B. (3-4). Save - None. WP - Coleman(3); Dicharry, A.(4). HBP - by Ott (Maitland, T.). Umpires - HP: Tony Maners 1B: Perry Costello 2B: Steve Manders 3B: Jeff Henrichs Start: 6:11 pm Time: 4:09 Attendance: 23019 Coleman faced 1 batter in the 7th. Jungmann, T. faced 1 batter in the 9th.

Texas 5, LSU 1 - June 23, 2009

ROSENBLATT STADIUM, OMAHA, NEB.

Box score table for Texas vs LSU on June 23, 2009, showing batting statistics for both teams.

LSU 1 1 3 0 0 0 0 0 0 0 0 - 5 12 3 Texas 0 1 0 0 0 0 0 0 0 0 - 1 5 2

E - Tucker, T.(8); Loy, B. 2(10); Gibbs 2(7). DP - Texas 2; LSU 2. L0B - Texas 10; LSU 6. 2B - Rupp, C.(13); Rowe, C.(7). 3B - LeMahieu(4). HR - Moldenhauer(4); Clark, P.(3). HBP - Rupp, C. SH - Tucker, T.(9). SB - Loy, B.(9). CS - Torres, M.(2). Reached on CI - Tucker, T.

Box score table for Texas vs LSU on June 23, 2009, showing pitching and fielding statistics.

Win - Jungmann, T. (11-3). Loss - Ross (6-8). Save - None. HBP - by Bradshaw (Rupp, C.); BK - Jungmann, T.(2)CI - Gibbs. Umpires - HP: Joe Burleson 1B: Steve Manders 2B: Jeff Henrichs 3B: Mark Chapman Start: 7:44 pm Time: 3:10 Attendance: 21871 Cain faced 2 batters in the 7th.

LSU 11, Texas 4 - June 24, 2009

ROSENBLATT STADIUM, OMAHA, NEB.

Box score table for LSU vs Texas on June 24, 2009, showing batting statistics for both teams.

LSU 3 1 0 0 0 5 0 1 1 1 - 11 12 0 Texas 0 0 2 0 2 0 0 0 0 - 4 9 1

E - Dicharry, A.(1). DP - Texas 1. L0B - LSU 6; Texas 12. 2B - Mahtook(8); Nola(4); Torres, M.(11); Tucker, T.(12). HR - Ochinko(8); Mitchell(11); Keyes, K.(9). HBP - Schimpf; Dean 2; Keyes, K. SH - Gibbs(2). SF - Schimpf(4); Helenih(2). SB - Tucker, T.(13); Belt, B.(15).

Box score table for LSU vs Texas on June 24, 2009, showing pitching and fielding statistics.

Win - Ranaudo (12-3). Loss - Workman, B. (3-5). Save - None. WP - Dicharry, A.(5). HBP - by Green, C. (Dean); by Wood, A. (Schimpf); by Wood, A. (Dean); by Jones (Keyes, K.). PB - Rupp, C.(11). Umpires - HP: Perry Costello 1B: Jeff Henrichs 2B: Joe Burleson 3B: Tony Maners Start: 6:10 pm Time: 3:42 Attendance: 19986 Workman, B. faced 2 batters in the 6th. Wood, A. faced 2 batters in the 8th.

LSU's NCAA Individual Leaders

BATTING AVERAGE
2012 Raph Rhymes .431

HOME RUNS
1996 Eddy Furniss 26
2000 Brad Cresse 30
2008 Matt Clark 28

RBI
1993 Todd Walker 102
1996 Eddy Furniss 103
2000 Brad Cresse 106

DOUBLES
2000 Brad Hawpe # 36

TOTAL BASES
1993 Todd Walker 214

WALKS
1987 Andy Galy 77

SAVES
1991 Rick Greene 14

LSU's NCAA Team Leaders

HITS
1990 LSU 807

RUNS SCORED
1993 LSU 603

HOME RUNS
1996 LSU 131
1997 LSU # 188
1998 LSU 157

LSU's SEC Individual Leaders

BATTING AVERAGE
2011 Mikie Mahtook .383
2012 Raph Rhymes .431

HOME RUNS
1964 Bob Stewart 7
1987 Albert Belle 21
1988 Craig Cala 15
1991 Gary Hymel 25
1993 Todd Walker 22
1996 Eddy Furniss 26
1997 Brandon Larson *40
1998 Brad Cresse 29
2000 Brad Cresse 30
2006 Quinn Stewart 23
2008 Matt Clark 28
2013 Mason Katz 16

RBI
1987 Craig Faulkner 69
1988 Craig Cala 75
1989 Wes Grisham 85
1991 Gary Hymel 79
1992 Todd Walker 76
1993 Todd Walker 102
1996 Eddy Furniss 106
1997 Brandon Larson *118
1998 Brad Cresse 90
2000 Brad Cresse 106
2001 Todd Linden 76
2013 Mason Katz 70

TRIPLES
1981 Chip Moses 5
1983 Mark Howie 7
1989 Wes Grisham 6
1990 Rich Cordani 6
1995 Mike Klostermeyer 6
2008 Ryan Schimpf 7
2013 Alex Bregman 7

DOUBLES
1986 Jeff Yurtin 24
1994 Russ Johnson 26
2000 Brad Hawpe #36
2003 Aaron Hill 27

STOLEN BASES
1972 Mike Sonderegger 19
1975 Larry Wright 25
1987 Rob Hartwig 42
2011 Mikie Mahtook 29

HITS
1961 John Bailey 32
1989 Wes Grisham 106
1990 Wes Grisham 100
1992 Todd Walker 100
1993 Todd Walker 109
1997 Brandon Larson 110
2009 DJ LeMahieu 96
2012 Raph Rhymes 100

RUNS SCORED
1991 Lyle Mouton 78
1992 Todd Walker 72
1993 Todd Walker 85
1994 Todd Walker 77
1996 Nathan Dunn 95
2000 Mike Fontenot 93
2003 Aaron Hill 68
2012 Mason Katz 65

PITCHING WINS
1961 Allen Smith 10
1972 Randy Wiles 8
1975 Pat Mook 10
1976 Paul Stefan 10
1986 Stan Loewer 14
1989 Curtis Leskanic 15
1990 Paul Byrd 17
1991 Chad Ogea 14
1992 Lloyd Peever 14
1996 Eddie Yarnall 11
1999 Kurt Ainsworth 13
2001 Lane Mestepey 11
2008 Jared Bradford 10
2009 Louis Coleman 14
2012 Kevin Gausman 12

ERA
1961 Allen Smith 1.34
1966 Bruce Baudier 0.88
1970 Rick Farizo * 0.21
1980 Don Schneider 1.38
1986 Barry Manuel 2.37
1993 Brett Laxton 1.98
2002 Lane Mestepey 2.59
2009 Louis Coleman 2.93

STRIKEOUTS PITCHED
1972 Randy Wiles 116
1975 Paul Stefan 73
1976 Paul Stefan 83
1983 Cal Santarelli 91
1986 Mark Guthrie 122
1988 Russ Springer 156
1989 Ben McDonald * 202
1991 Chad Ogea 140
1995 Scott Schultz 150
1999 Kurt Ainsworth 157
2009 Anthony Ranaudo 159
2012 Kevin Gausman 135
2013 Aaron Nola 122

LSU's SEC Team Leaders

BATTING AVERAGE
1990 LSU .325
1996 LSU .318
2000 LSU .340
2001 LSU .318
2004 LSU .333

HOME RUNS
1993 LSU 85
1995 LSU 81
1996 LSU 131
1997 LSU #188
1998 LSU 157
2003 LSU 85

RBI
1987 LSU 434
1990 LSU 515
1991 LSU 488
1993 LSU 527
1995 LSU 457
1996 LSU 583
1997 LSU * 632
2000 LSU 598
2001 LSU 514
2003 LSU 477
2004 LSU 473
2008 LSU 488
2009 LSU 532
2012 LSU 368

TRIPLES
1987 LSU 18
1988 LSU 19
1989 LSU 26
1990 LSU 27
1993 LSU 37
2008 LSU 28
2009 LSU 19
2010 LSU 24

DOUBLES
1990 LSU 156
1991 LSU 138
1993 LSU 152
2000 LSU *194
2003 LSU 147
2009 LSU 142
2013 LSU 128

STOLEN BASES
1987 LSU 156
2009 LSU 114

HITS
1986 LSU 696
1990 LSU 807
1993 LSU 737
2000 LSU 864
2001 LSU 754
2003 LSU 777
2004 LSU 791
2009 LSU 783
2013 LSU 722

RUNS SCORED
1986 LSU 542
1987 LSU 509
1990 LSU 587
1991 LSU 547
1993 LSU 603
1996 LSU 648
2000 LSU 652
2001 LSU 574
2003 LSU 524
2004 LSU 515
2008 LSU 538
2009 LSU 575
2012 LSU 397

SLUGGING PERCENTAGE
1990 LSU .486
1993 LSU .511
1995 LSU .491
1996 LSU .558
2000 LSU .542
2001 LSU .508
2004 LSU .506

ERA
1987 LSU 3.07
1989 LSU 3.50
1996 LSU 3.38
1998 LSU 4.38
2002 LSU 3.42
2009 LSU 4.01

STRIKEOUTS PITCHED
1985 LSU 442
1987 LSU 552
1988 LSU 519
1989 LSU 621
1990 LSU 555
1991 LSU 626
1996 LSU 633
1997 LSU 681
1998 LSU 646
2000 LSU 574
2003 LSU 515
2009 LSU 679
2012 LSU 573

FIELDING PERCENTAGE
1995 LSU .970
2009 LSU .974
2012 LSU .980
2013 LSU .980

* - SEC Record | # - NCAA Record

Bold Letters Indicate SEC Records**HITS****Season**

1.	110	Brandon Larson (289 AB) 1997
2.	109	Todd Walker (276 AB) 1993
3.	106	Wes Grisham (291 AB) 1989
	106	Brad Cresse (273 AB) 2000
	106	J.C. Holt (270 AB) 2004
6.	104	Brad Hawpe (287 AB) 2000
	104	Alex Bregman (282 AB) 2013
8.	103	Mike Fontenot (292 AB) 2000
9.	102	Sean Barker (267 AB) 2002
10.	101	Todd Walker (257 AB) 1994
11.	100	Wes Grisham (278 AB) 1990
		Todd Walker (250 AB) 1992
		Ryan Patterson (293 AB) 2004
		Raph Rhymes (232 AB) 2012

Career

1.	352	Eddy Furniss (948 AB) 1995-98
2.	332	Blake Dean (989 AB) 2007-10
3.	327	Jason Williams (1019 AB) 1993-96
4.	310	Todd Walker (783 AB) 1992-94
5.	307	Blair Barbier (1000 AB) 1997-2000
6.	284	Ryan Patterson (805 AB) 2003-05
7.	279	Blake Gill (883 AB) 2002-05
8.	278	Tookie Johnson (900 AB) 1988-91
9.	273	Brad Cresse (842 AB) 1997-2000
10.	272	Tyler Hanover (873 AB) 2009-12

RUNS**Season**

1.	95	Nathan Dunn (257 AB) 1996
2.	93	Mike Fontenot (292 AB) 2000
3.	85	Todd Walker (276 AB) 1993
		Eddy Furniss (236 AB) 1998
5.	83	Russ Johnson (259 AB) 1993
6.	82	Brandon Larson (289 AB) 1997
		Blair Barbier (252 AB) 1997
8.	79	Jason Williams (268 AB) 1996
9.	78	Lyle Mouton (248 AB) 1991
10.	77	Todd Walker (257 AB) 1994
		Eddy Furniss (259 AB) 1997

Career

1.	270	Jason Williams (1019 AB) 1993-96
2.	261	Eddy Furniss (948 AB) 1995-98
3.	260	Blair Barbier (1000 AB) 1997-2000
4.	234	Todd Walker (783 AB) 1992-94
5.	223	Blake Dean (989 AB) 2007-10
6.	216	Russ Johnson (733 AB) 1992-94
7.	211	Tookie Johnson (900 AB) 1988-91
8.	206	Armando Rios (568 AB) 1991-93
9.	205	Brad Cresse (842 AB) 1997-2000
10.	203	Ryan Patterson (805 AB) 2003-05

RUNS BATTED IN**Season**

1.	118	Brandon Larson (289 AB) 1997
2.	106	Brad Cresse (273 AB) 2000
3.	103	Eddy Furniss (238 AB) 1996
4.	102	Todd Walker (276 AB) 1993
5.	90	Brad Cresse (232 AB) 1998
6.	85	Wes Grisham (291 AB) 1989
7.	84	Trey McClure (240 AB) 1998
	84	Brad Hawpe (287 AB) 2000
9.	82	Jeff Leumont (257 AB) 1999
10.	81	Nathan Dunn (257 AB) 1996

Career

1.	308	Eddy Furniss (948 AB) 1995-98
2.	260	Blake Dean (989 AB) 2007-10
3.	257	Brad Cresse (842 AB) 1997-2000
4.	246	Todd Walker (783 AB) 1992-94
5.	202	Trey McClure (778 AB) 1996-99
6.	199	Blair Barbier (1000 AB) 1997-2000
7.	185	Clay Harris (771 AB) 2002-05
8.	182	Chad Cooley (824 AB) 1993-96
9.	181	Russ Johnson (733 AB) 1992-94
10.	180	Mason Katz (718 AB) 2010-13

BATTING AVERAGE

(Min. 2 at bats per team game)

Season

1.	.431	Raph Rhymes (100-for-232) 2012
2.	.410	Russ Johnson (96-for-234) 1994
3.	.403	Eddy Furniss (95-for-236) 1998
4.	.400	Todd Walker (100-for-250) 1992
5.	.395	Todd Walker (109-for-276) 1993
		Mike Nunnally (32-for-81) 1971
7.	.393	Todd Walker (101-for-257) 1994
		J.C. Holt (106-for-270) 2004
9.	.390	Gene Murphy (23-for-59) 1951
10.	.388	Al White (38-for-98) 1958
		Brad Cresse (106-for-273) 2000
		Micah Gibbs (95-for-245) 2010

Career

1.	.396	Todd Walker (310-for-783) 1992-94
2.	.373	Raph Rhymes (261-for-700) 2011-13
3.	.372	Sean Barker (129-for-347) 2001-02
4.	.371	Eddy Furniss (352-for-948) 1995-98
5.	.367	Russ Johnson (269-for-733) 1992-94
6.	.362	Wes Grisham (206-for-569) 1989-90
7.	.353	Mark Cooper (101-for-286) 1983-84
		Lyle Mouton (149-for-422) 1990-91
		Ryan Patterson (284-for-805) 2003-05
10.	.351	Brad Hawpe (142-for-404) 1999-00
11.	.350	Jeff Yurtin (138-for-394) 1985-86
		J.C. Holt (240-for-686) 2002-04

DOUBLES**Season**

1.	36	# Brad Hawpe (287 AB) 2000
2.	27	Eddy Furniss (236 AB) 1998
		Aaron Hill (265 AB) 2003
4.	26	Russ Johnson (234 AB) 1994
		Wes Grisham (291 AB) 1989
6.	25	Eddy Furniss (259 AB) 1997
		Bryan Moore (241 AB) 2001
8.	24	Chad Cooley (260 AB) 1995
		Jeff Yurtin (216 AB) 1986
10.	23	Craig Cala (264 AB) 1989
		Wes Grisham (278 AB) 1990
		Keith Osik (268 AB) 1990
		Rich Cordani (273 AB) 1990
		Johnny Tellechea (262 AB) 1991
		Todd Walker (257 AB) 1994
		Blair Barbier (252 AB) 1997
		Ryan Patterson (293 AB) 2004
		Nick Stavinocha (257 AB) 2005
		Ryan Patterson (249 AB) 2005

- also NCAA Record

Career

1.	87	Eddy Furniss (948 AB) 1995-1998
2.	66	Ryan Patterson (805 AB) 2003-05
3.	63	Blake Dean (989 AB) 2007-10
4.	62	Blair Barbier (1000 AB) 1997-2000
5.	61	Todd Walker (783 AB) 1992-94
6.	60	Russ Johnson (733 AB) 1992-94
		Chad Cooley (824 AB) 1993-96
8.	59	Jason Williams (1019 AB) 1993-96
9.	52	Clay Harris (771 AB) 2002-05
	52	Mason Katz (718 AB) 2010-13
11.	50	Aaron Hill (621 AB) 2001-03

**Infielder Tookie Johnson (1988-91)****TRIPLES****Season**

1.	11	Todd Walker (276 AB) 1993
2.	8	Roger Sigler (59 AB) 1954
3.	7	Mark Howie (162 AB) 1983
		Ryan Schimpf (250 AB) 2008
		Alex Bregman (282 AB) 2013
5.	6	John Morse (189 AB) 1983
		Manny Mantrana (172 AB) 1984
		Wes Grisham (291 AB) 1989
		Rich Cordani (273 AB) 1990
		Mike Neal (213 AB) 1993
		Mike Klostermeyer (235 AB) 1995
		J.C. Holt (192 AB) 2002
		Leon Landry (240 AB) 2010

Career

1.	15	Todd Walker (783 AB) 1992-94
2.	12	Mikie Mahtook (631 AB) 2009-11
3.	11	Tony Toups (372 AB) 1973-76
		John Morse (369 AB) 1982-83
		Mark Howie (419 AB) 1982-84
		Albert Belle (585 AB) 1985-87
		J.C. Holt (686 AB) 2002-04
		Leon Landry (624 AB) 2008-10
9.	10	Mike Saab (518 AB) 1980-83
		Wes Grisham (569 AB) 1989-90
		Russ Johnson (733 AB) 1992-94
		Blake Gill (883 AB) 2002-05
		Bruce Sprowl (612 AB) 2003-06
		Ryan Schimpf (619 AB) 2007-09

HOME RUNS**Season**

1.	40	Brandon Larson (289 AB) 1997
2.	30	Brad Cresse (273 AB) 2000
3.	29	Brad Cresse (232 AB) 1998
4.	28	Eddy Furniss (236 AB) 1998
		Matt Clark (227 AB) 2008
6.	27	Trey McClure (240 AB) 1998
7.	26	Eddy Furniss (238 AB) 1996
8.	25	Gary Hymel (245 AB) 1991
9.	23	Quinn Stewart (223 AB) 2006
10.	22	Todd Walker (276 AB) 1993
		Justin Bowles (232 AB) 1996
		Mike Koerner (273 AB) 1997
		Ryan Schimpf (262 AB) 2009

Career

1.	80	Eddy Furniss (948 AB) 1995-98
2.	78	Brad Cresse (842 AB) 1997-2000
3.	59	Trey McClure (778 AB) 1996-99
4.	56	Blake Dean (989 AB) 2007-10
5.	52	Todd Walker (783 AB) 1992-94
6.	50	Ryan Patterson (805 AB) 2003-05
7.	49	Albert Belle (585 AB) 1985-87
8.	46	Blair Barbier (1000 AB) 1997-2000
9.	40	Mike Koerner (671 AB) 1995-97
		Brandon Larson (289 AB) 1997

TOTAL BASES
Season

1.	250	Brandon Larson (289 AB) 1997
2.	217	Brad Cresse (273 AB) 2000
3.	214	Todd Walker (276 AB) 1993
4.	212	Eddy Furniss (236 AB) 1998
5.	201	Wes Grisham (291 AB) 1989
6.	190	Eddy Furniss (238 AB) 1996
7.	184	Mike Koerner (273 AB) 1997
8.	182	Nathan Dunn (257 AB) 1996
9.	181	Russ Johnson (234 AB) 1994
10.	180	Todd Walker (257 AB) 1994

Career

1.	689	Eddy Furniss (948 AB) 1995-98
2.	575	Blake Dean (989 AB) 2007-10
3.	557	Todd Walker (783 AB) 1992-94
4.	556	Brad Cresse (842 AB) 1997-2000
5.	517	Blair Barbier (1000 AB) 1997-2000
6.	510	Ryan Patterson (805 AB) 2003-05
7.	470	Jason Williams (1019 AB) 1993-96
8.	461	Trey McClure (778 AB) 1996-99
9.	445	Russ Johnson (733 AB) 1992-94
10.	419	Chad Cooley (824 AB) 1993-96

STOLEN BASES
Season

1.	42	Rob Hartwig (67 games) 1987
2.	36	Jared Mitchell (67 games) 2009
3.	34	Jeff Reboulet (56 games) 1985
4.	33	Ron Lim (66 games) 1989
5.	31	Rob Hartwig (54 games) 1986
6.	29	Mikie Mahtook (56 games) 2011
7.	28	Josh Dalton (67 games) 1998
8.	26	Russ Johnson (66 games) 1994
9.	25	Larry Wright (48 games) 1975
10.	24	Jeff Reboulet (69 games) 1986
		Burke Broussard (66 games) 1986
		Ron Lim (66 games) 1990
		Scott Bethea (73 games) 1990
		Mike Koerner (65 games) 1996
		Josh Dalton (65 games) 1999
		Sean Barker (66 games) 2002

Career

1.	73	Rob Hartwig (121 games) 1986-87
2.	70	Jared Mitchell (174 games) 2007-09
3.	67	Larry Wright (174 games) 1975-78
4.	61	Russ Johnson (200 games) 1992-94
5.	60	Mikie Mahtook (180 games) 2009-11
6.	58	Jeff Reboulet (125 games) 1985-86
7.	57	Ron Lim (132 games) 1989-90
8.	53	Chad Cooley (235 games) 1993-96
9.	52	Josh Dalton (132 games) 1998-99
10.	51	Andy Galy (217 games) 1985-88
		Todd Walker (203 games) 1992-94

WALKS RECEIVED
Season

1.	77	Andy Galy (221 AB) 1987
2.	72	Eddy Furniss (236 AB) 1998
3.	67	Russ Johnson (234 AB) 1994
		Russ Johnson (259 AB) 1993
5.	64	Armando Rios (235 AB) 1993
6.	62	Mike Bianco (249 AB) 1989
7.	60	Craig Cala (264 AB) 1989
8.	58	Eddy Furniss (259 AB) 1997
9.	57	Trey McClure (229 AB) 1999
		Ryan Theriot (275 AB) 2000
		Jared Mitchell (226 AB) 2009

Career

1.	191	Eddy Furniss (948 AB) 1995-98
2.	164	Jason Williams (1019 AB) 1993-96
3.	163	Russ Johnson (733 AB) 1992-94
		Trey McClure (778 AB) 1996-99
5.	157	Blair Barbier (1000 AB) 1997-2000
		Ryan Theriot (783 AB) 1999-2001
7.	148	Blake Dean (989 AB) 2007-10
8.	145	Andy Galy (491 AB) 1985-88
9.	144	Steve Bollman (554 AB) 1975-79
10.	143	Armando Rios (568 AB) 1991-93

PITCHING VICTORIES
Season

1.	17	Paul Byrd (29 App) 1990
2.	15	Curtis Leskanic (29 App) 1989
		Brian Tallet (25 App) 2000
4.	14	Louis Coleman (25 App) 2009
		Patrick Coogan (25 App) 1997
		Lloyd Peever (17 App) 1992
		Ben McDonald (26 App) 1989
		Stan Loewer (28 App) 1986
		Chad Ogea (23 App) 1990
		Chad Ogea (25 App) 1991

Career

1.	38	Scott Schultz (1992-95)
2.	36	Lane Mestepey (2001-05)
3.	33	Stan Loewer (1984-87)
4.	31	Paul Byrd (1989-91)
5.	30	Pat Mook (1972-75)
		Chad Ogea (1989-91)
		Mike Sirotko (1990-93)
8.	29	Ben McDonald (1987-89)
		Louis Coleman (2006-09)
10.	28	Brett Laxton (1993-96)

EARNED RUN AVERAGE
Season

1.	0.21	Rick Farizo (1 ER, 41.2 IP) 1970
2.	1.10	Bruce Baudier (6 ER, 49 IP) 1966
3.	1.16	Chris Cotton (6 ER, 46.2 IP) 2013
4.	1.33	Tom Barfield (4 ER, 27 IP) 1954
5.	1.34	Mike Tullier (9 ER, 60.1 IP) 1968
6.	1.35	Allen Smith (12 ER, 80 IP) 1961
7.	1.38	Don Schneider (8 ER, 52.1 IP) 1980
8.	1.44	Rick Farizo (8 ER, 50 IP) 1968
9.	1.57	Aaron Nola (22 ER, 126 IP) 2013
10.	1.59	Randy Wiles (14 ER, 79.1 IP) 1970
		Chris Cotton (8 ER, 45.1 IP) 2012

Career

1.	1.70	Bruce Baudier (23 ER, 121.1 IP) 1966-67
2.	1.82	Allen Smith (48 ER, 237.1 IP) 1960-62
3.	2.05	Dick Hicks (30 ER, 131.2 IP) 1967-68
4.	2.09	Rick Farizo (27 ER, 116.1 IP) 1968-71
5.	2.17	Paul Stefan (87 ER, 277.1 IP) 1975-77
6.	2.26	Chris Cotton (32 ER, 127.1 IP) 2010-13
7.	2.36	Steve George (41 ER, 156.1 IP) 1962-64
8.	2.41	Randy Wiles (77 ER, 287 IP) 1970-73
9.	2.47	Fred Southerland (38 ER, 138.2 IP) 1960-62
10.	2.53	Barry Manuel (38 ER, 135 IP) 1985-87
		Pat Mook (80 ER, 294.2 IP) 1972-75

STRIKEOUTS
Season

1.	202	Ben McDonald (152.1 IP) 1989
2.	159	Anthony Ranaudo (124.1 IP) 2009
3.	158	Doug Thompson (124.1 IP) 1997
4.	157	Kurt Ainsworth (130.1 IP) 1999
5.	156	Eddie Yarnall (124.2 IP) 1996
		Russell Springer (119 IP) 1988
7.	150	Scott Schultz (117 IP) 1995
8.	144	Patrick Coogan (125 IP) 1997
		Ben McDonald (118.2 IP) 1988
10.	142	Louis Coleman (129 IP) 2009


Pitcher Lane Mestepey (2001-05)
Career

1.	409	Scott Schultz (398 IP) 1992-95
2.	373	Ben McDonald (308.2 IP) 1987-89
3.	326	Mike Sirotko (372 IP) 1990-93
4.	319	Paul Byrd (333.2 IP) 1989-91
5.	317	Stan Loewer (344 IP) 1984-87
6.	313	Mark Guthrie (319.1 IP) 1984-87
		Russell Springer (252 IP) 1987-89
8.	310	Randy Wiles (287 IP) 1970-73
9.	303	Louis Coleman (311.2 IP) 2006-09
10.	300	Bo Pettit (300.2 IP) 2000-03

STRIKEOUTS PER NINE INNINGS
Season

1.	14.33	Russell Springer (68 SO, 42.2 IP) 1987
2.	13.05	Eddie Yarnall (87 SO, 60 IP) 1995
3.	12.41	Nick Rumbelow (34 SO, 24.2 IP) 2012
4.	12.34	Matty Ott (69 SO, 50.1 IP) 2009
5.	12.18	Randy Keisler (135 SO, 99.2 IP) 1998
6.	12.03	Nick Goody (45 SO, 33.2 IP) 2012
7.	11.91	Ben McDonald (202 SO, 152.2 IP) 1989
8.	11.80	Russell Springer (156 SO, 119 IP) 1988
9.	11.66	Billy Sadler (57 SO, 44 IP) 2003
10.	11.54	Scott Schultz (150 SO, 117 IP) 1995

Career

1.	11.88	Eddie Yarnall (260 SO, 197 IP) 1994-96
2.	11.18	Russell Springer (313 SO, 252 IP) 1987-89
3.	11.13	Kurt Ainsworth (171 SO, 138.1 IP) 1998-99
4.	11.00	Barry Manuel (165 SO, 135 IP) 1985-87
5.	10.87	Ben McDonald (373 SO, 308.2 IP) 1987-89
6.	10.82	Anthony Ranaudo (226 SO, 188 IP) 2008-10
7.	10.64	Patrick Coogan (266 SO, 225 IP) 1995-97
8.	10.35	Doug Thompson (282 SO, 245.1 IP) 1997-98
9.	10.17	Matty Ott (136 SO, 120.1 IP) 2009-11
10.	10.07	Jake Tompkins (171 SO, 152.2 IP) 2002-03

Bold Letters Indicate SEC Records

Year-by-Year Statistical Leaders

Bold Letters Indicate SEC Leaders

RUNS

Table with columns YEAR, NAME, POS., and RUNS. Lists top run scorers from 1948 to 2013.

HITS

Table with columns YEAR, NAME, POS., and HITS. Lists top hit leaders from 1948 to 1964.

Table with columns YEAR, NAME, POS., and RUNS. Lists top run scorers from 1965 to 2013.

DOUBLES

Table with columns YEAR, NAME, POS., and DOUBLES. Lists top double leaders from 1948 to 1982.

Table with columns YEAR, NAME, POS., and TRIPLES. Lists top triple leaders from 1948 to 2013.

- NCAA record

TRIPLES

Table with columns YEAR, NAME, POS., and TRIPLES. Lists top triple leaders from 1948 to 1982.

Table with columns YEAR, NAME, POS., and HR. Lists top home run leaders from 1948 to 2013.

HOME RUNS

Table with columns YEAR, NAME, POS., and HR. Lists top home run leaders from 1948 to 2013.

Table with columns YEAR, NAME, POS., and RBIs. Lists top RBI leaders from 1948 to 2013.

* - NCAA Leader

RUNS BATTED IN

Table with columns YEAR, NAME, POS., and RBIs. Lists top RBI leaders from 1948 to 2005.



**First Baseman Eddy Furniss
(1995-98)**



**Shortstop Jason Williams
(1993-96)**



**Shortstop Brandon Larson
(1997)**

Batting

MOST GAMES

Season: 73 by Ryan Schimpf (2009); by Johnny Tellechea, Andy Sheets, Tookie Johnson (1991); by Wes Grisham, Tim Clark, Scott Bethea (1990)

Career: 266 by Jason Williams (1993-96)

MOST AT BATS

Game: 8 by Jim Hathorne and Duane Dewey vs. Tulane (4-5-79)

Season: 293 by Ryan Patterson (2004)

Career: 1019 by Jason Williams (1993-96)

MOST RUNS SCORED

Game: 5 by nine players; most recently by Mikie Mahtook vs. Alcorn State (4-6-10)

Season: 95 by Nathan Dunn (1996)

Career: 270 by Jason Williams (1993-96)

MOST HITS

Game: 5 by Randy Olson vs. So. Miss. (4-1-79); by Albert Belle vs. Louisiana College (2-18-87); by Rich Vasquez vs. McNeese State (2-22-87); by Craig Faulkner vs. Oral Roberts (3-21-87); by Wes Grisham vs. Southern (2-28-89) and vs. Miss. State (4-16-89); by Keith Osik vs. La. Tech (5-19-89); by Rich Cordani vs. Southern (3-6-90); by Ron Lim vs. Evansville (3-14-90); by Johnny Tellechea at Nevada-Las Vegas (3-9-91); by Lyle Mouton at Louisiana Tech (4-10-91); by Andy Sheets vs. Louisiana College (3-14-92); by Russ Johnson vs. Florida (4-11-93); by Jason Williams vs. Arkansas (4-23-94); by Mike Koerner at South Carolina (4-5-96); by Mike Koerner vs. Va. Commonwealth (3-1-97); by Blair Barbier vs. Southern (3-4-98); by Eddy Furniss at Auburn (3-13-98); by Eric Hendrickson vs. Ohio (3-5-99); by Blair Barbier at Georgia (5-8-99); by Brad Cresse vs. Tulane (3-1-00); by Mike Fontenot at Central Florida (3-4-00); by Blair Barbier at SE Louisiana (3-14-00); by Brad Cresse at Auburn (3-31-00); by Bryan Moore at Arizona State (3-3-01); by Bryan Moore vs. Vanderbilt (4-22-01); by Matt Heath at Tennessee (5-4-02); by Aaron Hill vs. South Carolina (4-5-03); by Jon Zeringue vs. Vanderbilt (5-15-04); by Ryan Patterson vs. Tennessee (5-14-05); by Blake Dean vs. UC Irvine (6-9-08); by Leon Landry at Mississippi State (5-16-09)

Season: 110 by Brandon Larson (1997)

Career: 352 by Eddy Furniss (1995-98)

MOST SINGLES

Game: 5 by Craig Faulkner vs. Oral Roberts (3-21-87)

Season: 85 by Raph Rhymes (2012)

Career: 238 by Jason Williams (1993-96)

MOST DOUBLES

Game: 3 on 19 occasions; most recently by Mason Katz vs. Kentucky (4-29-11)

Season: 36 by Brad Hawpe (2000)

Career: 87 by Eddy Furniss (1995-98)

MOST TRIPLES

Game: 2 by 11 players; most recently by Leon Landry vs. Brown (3-7-10)

Season: 11 by Todd Walker (1993)

Career: 15 by Todd Walker (1992-94)

MOST HOME RUNS

Game: 3 by Mark Cooper vs. Ole Miss (4-9-83); by Eddy Furniss at Arkansas (4-21-95); by Eddy Furniss vs. Georgia (3-17-96); by Brandon Larson vs. Duke

(2-23-97); by Brandon Larson at La. Tech (3-25-97); by Eddy Furniss at Auburn (3-13-98); by Eric Hendrickson vs. Ohio (3-5-99); by Brad Cresse vs. UL-Monroe (5-27-00); by Zeph Zinsman vs. Duquesne (2-23-01); by Quinn Stewart vs. Stetson (3-11-06); by Leon Landry at Mississippi State (5-16-09)

Season: 40 by Brandon Larson (1997)

Career: 80 by Eddy Furniss (1995-98)

MOST RUNS BATTED IN

Game: 9 by Eric Hendrickson vs. Ohio (3-5-99)

Season: 118 by Brandon Larson (1997)

Career: 308 by Eddy Furniss (1995-98)

MOST TOTAL BASES

Game: 16 by Eddy Furniss at Auburn (3-13-98)

Season: 250 by Brandon Larson (1997)

Career: 689 by Eddy Furniss (1995-98)

HIGHEST SLUGGING PERCENTAGE

Season: .898 by Eddy Furniss (1998)

Career: .727 by Eddy Furniss (1995-98)

MOST SACRIFICE FLIES

Game: 2 on several occasions; most recently by Mason Katz vs. Jackson State (5-31-13)

Season: 10 by Wes Grisham (1990); by Blake Dean (2009)

Career: 27 by Blake Dean (2007-10)

MOST SACRIFICE BUNTS

Game: 2 on several occasions; most recently by Mark Laird at Alabama (4-21-13)

Season: 15 by Tyler Hanover (2011)

Career: 37 by Tyler Hanover (2009-12)

MOST WALKS

Game: 4 on several occasions; most recently by Mikie Mahtook vs. Auburn (4-17-11)

Season: 77 by Andy Galy (1987)

Career: 191 by Eddy Furniss (1995-98)

MOST STRIKEOUTS

Game: 5 by Tim Lanier at Nicholls State (4-26-94); by Casey Cuntz vs. South Carolina (4-5-97)

Season: 73 by Gary Hymel (1991)

Career: 213 by Brad Cresse (1997-2000)

MOST STOLEN BASES

Game: 4 by Wally McMakin vs. Michigan State (3-21-75); by Jared Mitchell vs. Kentucky (3-15-09); by Leon Landry vs. William & Mary (2-28-10)

Season: 42 by Rob Hartwig (1987)

Career: 73 by Rob Hartwig (1986-87)

HIGHEST BATTING AVERAGE

(Minimum of two at bats per team game)

Season: .431 by Raph Rhymes (2012)

Career: .396 by Todd Walker (1992-94)

LONGEST HITTING STREAK

Season: 33 games by Todd Walker (1993)

Pitching

MOST INNINGS PITCHED

Game: 10.2 by Russell Springer vs. Kentucky (3-20-88)
 Season: 152.1 by Ben McDonald (1989)
 Career: 480 by Lane Mestepey (2001-05)

MOST APPEARANCES

Season: 41 by Barry Manuel (1986); by Rick Greene (1991)
 Career: 110 by Paul Bertuccini (2007-10)

MOST STRIKEOUTS

Game: 24 by Butch Mixon vs. Southwestern Louisiana (4-28-59)
 Season: 202 by Ben McDonald (1989)
 Career: 409 by Scott Schultz (1992-95)

MOST WALKS

Game: 11 by Eddie Olsen vs. Ole Miss (3-20-77); by John Chadwick vs. Miss. State (4-4-66)
 Season: 79 by Dan Kite (1988)
 Career: 183 by Dan Kite (1986-88)

MOST HITS ALLOWED

Game: 15 by Scott Schultz at Auburn (5-6-94)
 Season: 158 by Lane Mestepey (2001)
 Career: 535 by Lane Mestepey (2001-05)

MOST WILD PITCHES

Game: 6 by Scott Schultz vs. Alabama (4-28-95)
 Season: 20 by Kurt Ainsworth (1999)
 Career: 45 by Scott Schultz (1992-95)

MOST STARTS

Season: 22 by Ben McDonald (1988);
 by Mark Guthrie (1986)
 Career: 68 by Lane Mestepey (2001-05)

MOST SHUTOUTS

Season: 3 by Randy Wiles (1970); by Ben McDonald (1989);
 by Brian Tallet (2000); Aaron Nola (2013)
 Career: 7 by Randy Wiles (1970-73)

MOST COMPLETE GAMES

Season: 10 by Mike Sirotko (1993); by Ben McDonald (1988); by Paul Stefan (1976)
 Career: 27 by Pat Mook (1972-75)

LOWEST EARNED RUN AVERAGE

Season: 0.21 by Rick Farizo (1970)
 Career: 1.70 by Bruce Baudier (1966-67)

HIGHEST WON-LOST PERCENTAGE

Season: 1.000 by Lloyd Peever (14-0, 1992)
 Career: .880 by Patrick Coogan (22-3, 1995-97)

MOST WINS

Season: 17 by Paul Byrd (17-6, 1990)
 Career: 38 by Scott Schultz (38-12, 1992-95)

MOST LOSSES

Season: 9 by Charlie Furbush (2007)
 Career: 20 by Lane Mestepey (2001-05)

MOST SAVES

Season: 16 by Matty Ott (2009); by Chris Cotton (2013)
 Career: 33 by Matty Ott (2009-11)

FEWEST HITS ALLOWED

(Per Nine Innings)
 Season: 4.07 by Fred Southerland (25 hits in 55.1 IP, 1962)
 Career: 5.33 by Barry Manuel (80 hits in 135 IP, 1985-87)

FEWEST WALKS ALLOWED

(Per Nine Innings)
 Season: 0.58 by Chris Cotton (3 walks in 46.2 IP, 2013)
 Career: 1.13 by Chris Cotton (16 walks in 127.1 IP, 2010-13)

MOST STRIKEOUTS

(Per Nine Innings)
 Season: 14.33 by Russell Springer (68 Ks in 42.2 IP, 1987)
 Career: 11.88 by Eddie Yarnall (260 Ks in 197 IP, 1994-96)

MOST RUNS ALLOWED

Game: 15 by Chuck Voorhies vs. Michigan State (3-22-75)
 Season: 77 by Lane Mestepey (2001)
 Career: 249 by Lane Mestepey (2001-05)

MOST EARNED RUNS ALLOWED

Game: 11 by Ben McDonald vs. Texas (6-8-89)
 Season: 68 by Brandon Bowe (1999); by Bo Pettit (2003)
 Career: 192 by Lane Mestepey (2001-05)

MOST PICKOFFS

Season: 19 by John O'Donoghue (1990)

Fielding

MOST PUT OUTS

Game: 21 by Tim Lanier at Florida (3-22-96)
 Season: 633 by Kenny Jackson (1993)
 Career: 1598 by Eddy Furniss (1995-98)

MOST ASSISTS

Game: 10 on four occasions; most recently by Michael Hollander vs. Ole Miss (4-14-07)
 Season: 246 by Ryan Theriot (2001)
 Career: 625 by Jason Williams (1993-96); by Ryan Theriot (1999-2001)

MOST ERRORS


Game: 4 on four occasions; most recently by Michael Hollander vs. New Orleans (3-29-05)
 Season: 33 by Keith Osik (1989)
 Career: 74 by Mike Croswell (1975-78)



Pitcher Randy Wiles (1970-73)



Pitcher Scott Schultz (1992-95)



Pitcher Russ Springer (1987-89)



Pitcher Rick Farizo
(1968-71)



Head Coach Jim Smith
(1966-78)



Catcher Rob Leary
(1985-86)

Batting

MOST AT BATS

Game: 61 at Alabama (4-20-13)
Season: 2,542 (2000)

MOST RUNS SCORED

Inning: 18 vs. Georgia Tech (7th inning, 5-26-96)
Game: 29 vs. Georgia Tech (5-26-96)
Season: 673 (1997)

MOST HITS

Game: 27 vs. Evansville (3-14-90)
Season: 864 (2000)

MOST SINGLES

Game: 19 at Miss. State (5-19-95)
Season: 558 (2000)

MOST DOUBLES

Game: 10 vs. Arkansas (3-22-98)
Season: 194 (2000)

MOST TRIPLES

Game: 3 on 15 occasions; most recently vs. Grambling State (2-28-12)
Season: 37 (1993)

MOST HOME RUNS

Game: 8 vs. Southern California (5-30-98)
Season: 188 (1997)

MOST RUNS BATTED IN

Game: 28 vs. Georgia Tech (5-26-96)
Season: 632 (1997)

MOST TOTAL BASES

Game: 54 at Louisiana College (3-14-92)
Season: 1,523 (1997)

HIGHEST SLUGGING PERCENTAGE

Game: 1.058 at Louisiana College (3-14-92)
Season: .607 (1997)

MOST SACRIFICE FLIES

Game: 4 on three occasions, most recently vs. Jackson State (5-31-13)
Season: 48 (1996)

MOST SACRIFICE BUNTS

Game: 4 on six occasions, most recently vs. Ole Miss (5-24-12)
Season: 56 (2011)

MOST WALKS RECEIVED

Game: 16 vs. Mercer (2-18-89); vs. Mercer (2-19-89); vs. Florida (3-2-91)
Season: 444 (1989)

MOST STRIKEOUTS

Game: 21 vs. Tulane (11 innings, 4-30-65)
Season: 585 (1997)

MOST STOLEN BASES

Game: 10 vs. Michigan St. (3-21-75)
Season: 156 (1987)

MOST LEFT ON BASE

Game: 22 vs. Tulane (14 innings, 4-5-79)
Season: 613 (2000)

BATTING AVERAGE

High: .340 (2000)
Low: .210 (1969)

HITS PER GAME

High: 12.52 (2000)
Low: 6.06 (1969)

RUNS PER GAME

High: 9.67 (1996)
Low: 2.83 (1969)

WALKS PER GAME

High: 6.17 (1989)
Low: 2.79 (1965)

STRIKEOUTS PER GAME

High: 8.37 (1998)
Low: 3.81 (1981)

Fielding

HIGHEST FIELDING PERCENTAGE

Season: .980 (2012, 2013)

MOST PUT OUTS

Game: 48 vs. South Alabama (16 innings, 4-10-72); at Alabama (16 innings, 4-20-13)
Season: 1,933 (2009)

MOST ASSISTS

Game: 24 vs. New Orleans (15 innings, 5-13-08)
Season: 830 (1993)

MOST ERRORS

Game: 8 vs. Auburn (3-4-84)
Season: 125 (1993)

MOST DOUBLE PLAYS

Game: 5 vs. Georgia (4-13-02); vs. Mississippi State (3-26-04)
Season: 73 (2002)

MOST TRIPLE PLAYS

Game: 1 vs. New Orleans (4-28-81); vs. Oklahoma (5-23-97); vs. Ole Miss (3-28-99)
Season: 1 (1981, 1997, 1999)



Pitcher Clay Parker (1982-85)

Pitching

MOST INNINGS PITCHED

Game: 16 vs. South Alabama (4-10-72); 16 at Alabama (4-20-13)
 Season: 644.1 (2009)

MOST STRIKEOUTS

Game: 20 at Florida (15 innings, 3-22-96)
 Season: 682 (1997)

MOST WALKS

Game: 16 vs. Tulane (3-10-83)
 Season: 292 (1988)

MOST RUNS ALLOWED

Inning: 12 vs. Miss. St. (3rd inning, 4-10-78)
 Game: 28 at Alabama (5-10-97)
 Season: 402 (1999)

MOST EARNED RUNS ALLOWED

Game: 22 at Alabama (5-10-97)
 Season: 351 (2010)

MOST HITS ALLOWED

Game: 28 at Alabama (5-10-97)
 Season: 661 (2000)

MOST WILD PITCHES

Game: 6 vs. Alabama (4-28-95)
 Season: 69 (1999)

MOST APPEARANCES

Game: 10 vs. UL-Lafayette (3-28-12); vs. Nicholls State (3-13-13); vs. Grambling State (4-17-13)
 Season: 289 (2013)

SAVES

High: 22 (2009)
 Low: 0 (1976)

COMPLETE GAMES

High: 25 (1979, 1968)
 Low: 1 (2010)

EARNED RUN AVERAGE

High: 6.08 (1981)
 Low: 1.75 (1968)

STRIKEOUTS PER GAME

High: 9.74 (1997)
 Low: 3.78 (1978)

WALKS PER GAME

High: 5.22 (1982)
 Low: 2.46 (2012)

HITS ALLOWED PER GAME

High: 10.4 (2007)
 Low: 4.79 (1968)

RUNS ALLOWED PER GAME

High: 6.92 (1981)
 Low: 1.91 (1968)

Season

GAMES PLAYED

High: 73 (1990, 1991, 2009)
 Low: 19 (1965)

GAMES WON

High: 57 (1997, 2013)
 Low: 6 (1965)

GAMES LOST

High: 34 (1978)
 Low: 11 (2013)

CONSECUTIVE GAMES WON

Season: 23 (2008 - SEC record)

CONSECUTIVE GAMES LOST

Season: 11 (1982)

GAMES WON AT HOME

High: 39 (2013)
 Low: 6 (1965)

GAMES WON ON ROAD

High: 24 (1989, 2000)
 Low: 0 (1965)

CONFERENCE WINS


High: 23 (2013)
 Low: 4 (1977, 1969, 1966, 1965)

CONFERENCE LOSSES

High: 18 (1978)
 Low: 3 (1975)

WON-LOST PERCENTAGE

High: .838 (57-11, 2013)
 Low: .282 (12-34, 1978)



Outfielder Ryan Patterson (2003-05)



Pitcher Pat Mook (1972-75)



Jason Determann posted a 19-5 mark and a 3.13 ERA during his LSU career (2002-05).



Head Coach Ray Didier led LSU to the 1961 SEC title.

ALL-AMERICA

- 2013 **Alex Bregman**, SS, Baseball America, ABCA, Perfect Game (1st Team); NCBWA (2nd Team); Collegiate Baseball (3rd Team)
Mason Katz, 1B, NCBWA (1st Team); ABCA, Collegiate Baseball, Perfect Game (2nd Team)
Aaron Nola, RHP, Baseball America, Collegiate Baseball, ABCA, Perfect Game, NCBWA (1st Team)
- 2012 **Raph Rhymes**, OF, Collegiate Baseball, ABCA, NCBWA (1st Team); Baseball America (3rd Team)
Kevin Gausman, RHP, Collegiate Baseball, Perfect Game, ABCA (1st Team); Baseball America, NCBWA (2nd Team)
Austin Nola, SS, Perfect Game (2nd Team)
- 2011 **Mikie Mahtook**, OF, Baseball America (1st Team); ABCA (1st Team); Collegiate Baseball (2nd Team)
- 2010 **Micah Gibbs**, C, Baseball America (2nd Team); NCBWA (2nd Team); ABCA (3rd Team)
- 2009 **Louis Coleman**, RHP, Baseball America (1st Team); Collegiate Baseball (1st Team); NCBWA (1st Team); ABCA (1st Team)
Matty Ott, RHP, NCBWA (2nd Team); ABCA (3rd Team)
Anthony Ranaudo, RHP, NCBWA (3rd Team)
- 2008 **Blake Dean**, OF, Baseball America (1st Team)
- 2005 **Ryan Patterson**, LF, USA Today/SportsWeekly (1st Team); NCBWA (1st Team); ABCA (2nd Team); Collegiate Baseball (2nd Team); Baseball America (3rd Team)
Greg Smith, LHP, Collegiate Baseball (3rd Team)
- 2004 **Jon Zeringue**, RF, USA Today/SportsWeekly (1st Team); NCBWA (1st Team); Collegiate Baseball (2nd Team)
J.C. Holt, CF, Baseball America (3rd Team)
Clay Dirks, LHP, NCBWA (3rd Team)
- 2003 **Aaron Hill**, SS, Baseball America (1st Team); Collegiate Baseball (2nd Team); ESPN/SportsWeekly (2nd Team); ABCA (2nd Team)
- 2002 **Lane Mestepey**, LHP, Collegiate Baseball (3rd Team)
- 2001 **Lane Mestepey**, LHP, Collegiate Baseball (3rd Team)
Todd Linden, OF, Baseball America (3rd Team)
- 2000 **Brad Cresse**, C, Baseball Weekly (1st Team); Collegiate Baseball (1st Team); NCBWA (1st Team); Baseball America (1st Team); ABCA (1st Team); The Sporting News (2nd Team)
Brad Hawpe, 1B, Baseball America (2nd Team); Collegiate Baseball (3rd Team)
Brian Tallet, LHP, Baseball America (2nd Team)
- 1999 **Kurt Ainsworth**, RHP, Baseball America (1st Team)
Brad Cresse, C, NCBWA (2nd Team)
Jeff Leamount, 1B, NCBWA (3rd Team)
- 1998 **Eddy Furniss**, 1B, NCBWA (1st Team); Collegiate Baseball (1st Team); Baseball America (1st Team); The Sporting News (1st Team); ABCA (1st Team); USA Today (2nd Team)
Brad Cresse, C, The Sporting News (1st Team); NCBWA (2nd Team); ABCA (3rd Team)
Trey McClure, INF, NCBWA (2nd Team); The Sporting News (3rd Team)
Doug Thompson, RHP, NCBWA (2nd Team)
- 1997 **Brandon Larson**, SS, Baseball America (1st Team); NCBWA (1st Team); The Sporting News (1st Team); ABCA (1st Team); Collegiate Baseball (3rd Team)
Patrick Coogan, RHP, NCBWA (1st Team); Collegiate Baseball (2nd Team); Baseball America (3rd Team)
Eddy Furniss, 1B, NCBWA (3rd Team)
- 1996 **Eddy Furniss**, 1B, Collegiate Baseball (1st Team); Baseball America (1st Team); ABCA (1st Team); NCBWA (1st Team)
Eddie Yarnall, LHP, Baseball America (1st Team); ABCA (1st Team); Collegiate Baseball (2nd Team); NCBWA (2nd Team)
Jason Williams, SS, NCBWA (2nd Team); ABCA (3rd Team)
Nathan Dunn, 3B, NCBWA (2nd Team); Collegiate Baseball (3rd Team)
Warren Morris, 2B, NCBWA (Honorable Mention)
Chad Cooley, OF, NCBWA (Honorable Mention)
Chris Demouy, LHP, NCBWA (Honorable Mention)
- 1995 **Scott Schultz**, RHP, NCBWA (1st Team); Collegiate Baseball (3rd Team); Baseball America (3rd Team); ABCA (3rd Team)

- Warren Morris**, 2B, NCBWA (2nd Team)
Mike Klostermeyer, 1B, NCBWA (3rd Team)
Jason Williams, SS, NCBWA (Honorable Mention)
- 1994 **Todd Walker**, 2B, Collegiate Baseball (1st Team); Baseball America (1st Team); NCBWA (1st Team); ABCA (1st Team)
Russ Johnson, SS, NCBWA (1st Team); Collegiate Baseball (2nd Team); Baseball America (2nd Team); ABCA (2nd Team)
Scott Schultz, RHP, NCBWA (2nd Team); Collegiate Baseball (3rd Team)
- 1993 **Todd Walker**, 2B, Collegiate Baseball (1st Team); Baseball America (1st Team); ABCA (1st Team); NCBWA (1st Team)
Brett Laxton, RHP, NCBWA (1st Team); Collegiate Baseball (2nd Team); Baseball America (2nd Team); ABCA (3rd Team)
Harry Berrios, OF, ABCA (2nd Team); NCBWA (2nd Team)
- 1992 **Lloyd Peever**, RHP, Collegiate Baseball (1st Team); Baseball America (1st Team); ABCA (1st Team)
Todd Walker, 2B, Collegiate Baseball (2nd Team); Baseball America (2nd Team)
Rick Greene, RHP, Collegiate Baseball (2nd Team)
- 1991 **Chad Ogea**, RHP, Baseball America (2nd Team)
Rick Greene, RHP, Collegiate Baseball (2nd Team); ABCA (3rd Team)
Lyle Mouton, OF, Collegiate Baseball (3rd Team)
- 1990 **Wes Grisham**, OF, Baseball America (1st Team); ABCA (2nd Team); The Sporting News (2nd Team)
Paul Byrd, RHP, Baseball America (2nd Team)
- 1989 **Ben McDonald**, RHP, Baseball America (1st Team); Collegiate Baseball (1st Team); The Sporting News (1st Team); ABCA (1st Team)
- 1988 **Ben McDonald**, RHP, Baseball America (1st Team)
- 1987 **Gregg Patterson**, LHP, Baseball America (2nd Team)
- 1986 **Barry Manuel**, RHP, ABCA (3rd Team); Baseball America (2nd Team)
Albert Belle, OF, Baseball America (2nd Team)
- 1983 **Cal Santarelli**, P, ABCA (3rd Team)
- 1974 **Mike Miley**, 2B, The Sporting News (1st Team)
- 1961 **Allen Smith**, P, ABCA (1st Team)
- FRESHMAN ALL-AMERICA**
- 2013 **Alex Bregman**, SS, Collegiate Baseball, Baseball America, NCBWA, Perfect Game (1st Team)
- 2012 **Aaron Nola**, RHP, Collegiate Baseball, Perfect Game (1st Team); Baseball America (2nd Team)
- 2011 **JaCoby Jones**, 2B, Baseball America (2nd Team)
Kurt McCune, RHP, Baseball America (2nd Team)
- 2009 **Matty Ott**, RHP, Baseball America (1st Team); Collegiate Baseball (1st Team)
- 2008 **Micah Gibbs**, C, Baseball America (1st Team); Rivals.com (1st Team)
- 2007 **Blake Dean**, OF, Collegiate Baseball (1st Team)
- 2006 **J.T. Wise**, 2B, Collegiate Baseball (1st Team)
- 2004 **Clay Dirks**, LHP, Collegiate Baseball (1st Team); Baseball America (2nd Team)
- 2003 **Jason Determann**, LHP, Collegiate Baseball (Freshman 1st Team)
Justin Meier, RHP, Collegiate Baseball (Freshman 1st Team)
- 2002 **J.C. Holt**, 2B, Baseball America (2nd Team); Collegiate Baseball (Honorable Mention)
Clay Harris, RHP, Collegiate Baseball (Honorable Mention)
Jason Vargas, LHP, Collegiate Baseball (Honorable Mention)
- 2001 **Lane Mestepey**, LHP, Baseball America (1st Team); Collegiate Baseball (1st Team); Baseball Weekly (1st Team)
Aaron Hill, OF, Collegiate Baseball (Honorable Mention)
- 2000 **Mike Fontenot**, 2B, Collegiate Baseball (1st Team); Baseball America (1st Team)
Wally Pontiff, OF, Collegiate Baseball (Honorable Mention)
Bo Pettit, RHP, Collegiate Baseball (Honorable Mention)
- 1997 **Blair Barbier**, 2B, Collegiate Baseball (1st Team)
- 1995 **Eddy Furniss**, DH, Collegiate Baseball (Honorable Mention)
- 1994 **Warren Morris**, LF, Collegiate Baseball (Honorable Mention)



Louis Coleman • 2009 First-Team All-American

- 1993 **Brett Laxton**, RHP, Collegiate Baseball (1st Team)
- 1992 **Todd Walker**, 2B, Collegiate Baseball (1st Team); Baseball America (1st Team)
Russ Johnson, 3B, Collegiate Baseball (1st Team); Baseball America (1st Team)
Scott Schultz, RHP, Baseball America (1st Team); Collegiate Baseball (Honorable Mention)
- 1989 **Paul Byrd**, RHP, Collegiate Baseball (1st Team)
- 1986 **Dan Kite**, RHP, Baseball America (1st Team)
- ACADEMIC ALL-AMERICA**
- 2005 **Jason Determann** (2nd Team)
- 1998 **Eddy Furniss**, 1B (2nd Team)
- 1997 **Eddy Furniss**, 1B (1st Team)
- 1996 **Eddy Furniss**, 1B (2nd Team)
Chris Demouy, P (3rd Team)
- 1995 **Warren Morris**, 2B (1st Team)
- 1994 **Tim Lanier**, C (3rd Team)

SEC SCHOLAR ATHLETE OF THE YEAR

- 2005 **Jason Determann**, LHP

SEC ACADEMIC HONOR ROLL

- 2013 **Kevin Berry**, RHP (Sport Administration)
Brent Bonvillain, LHP (Interdisciplinary Studies)
Joey Bourgeois, RHP (Interdisciplinary Studies)
Chris Cotton, LHP (International Trade & Finance)
Nate Fury, RHP (Sport Administration)
Mason Katz, 1B (Sport Administration)
Will LaMarche, RHP (Sport Administration)
Kurt McCune, RHP (Sport Administration)
Sean McMullen, OF (Kinesiology)
Raph Rhymes, OF (Sport Administration)
Nick Rumbelow, RHP (Interdisciplinary Studies)
Chris Sciambra, OF (Construction Management)
Casey Yocom, INF (Sport Administration)
- 2012 **Kevin Berry**, RHP (Sport Commerce)
Grant Dozar, INF (Management)
Nick Goody, RHP (Sport Commerce)
Tyler Hanover, INF (Sport Leadership)
Mason Katz, 1B/OF (Sport Commerce)
Austin Nola, SS (Sport Commerce)
Raph Rhymes, OF (Sport Commerce)
Ty Ross, C (Sport Commerce)
Nick Rumbelow, RHP (General Studies)
Jordy Snikeris, C (Finance)
Casey Yocom, INF (Sport Leadership)
- 2011 **Ben Alsop**, RHP (Sports Administration)
Kevin Berry, RHP (Sports Administration)
Daniel Bradshaw, RHP (Finance)
Kirk Cunningham, 1B (Sports Administration)
Grant Dozar, INF (Management)
Matt Fury, INF (Chemical Engineering)
Mike Lowery, INF (Management)
Mikie Mahtook, OF (Sports Administration)
Austin Nola, SS (Sports Administration)
Raph Rhymes, DH (Sports Administration)
Jordy Snikeris, C (Finance)
- 2010 **Paul Bertucci**, RHP (Management)
Daniel Bradshaw, RHP (Management)
Johnny Dishon, OF (Management)
Matt Fury, INF (Chemical Engineering)
Matt Gaudet, DH (Graduate School)
Mike Lowery, INF (Management)
Matty Ott, RHP (Undeclared)



Brad Cresse • 2000 Johnny Bench Award Recipient

- Anthony Ranaudo, RHP (Sport Administration)
- Austin Ross, RHP (Petroleum Engineering)

- 2009 Paul Bertuccini, RHP (Management)
- Daniel Bradshaw, RHP (Undeclared)
- Nolan Cain, RHP (General Studies)
- Kevin Farnsworth, C (Biological Sciences)
- Micah Gibbs, C (Undeclared)
- Buzzy Haydel, INF/P (Kinesiology)
- Spencer Mathews, RHP (Kinesiology)
- Chris McGhee, INF/OF (Mass Communication)
- Nicholas Pontiff, INF/OF (Management)
- Austin Ross, RHP (Undeclared)
- Ryan Schimpf, INF/OF (General Studies)

- 2008 Kyle Beerbohm, LHP (Kinesiology)
- Paul Bertuccini, RHP (Management)
- Jared Bradford, RHP (General Studies)
- Ryan Byrd, LHP (General Studies)
- Matt Clark, 1B (General Studies)
- Kevin Farnsworth, C (Biology)
- Matt Gaudet, 1B (General Studies)
- Buzzy Haydel, INF (General Studies)
- Michael Hollander, 3B (Communication Studies)
- Jason Lewis, C (General Studies)
- Blake Martin, LHP (General Studies)
- Nicholas Pontiff, OF (Management)
- Ryan Schimpf, 2B (Undeclared)
- Ryan Verdugo, LHP (General Studies)

- 2007 Jared Bradford, RHP (General Studies)
- Steven Broschofsky, OF (Management)
- Will Davis, C (Secondary Education)
- Kevin Farnsworth, C (Biology)
- Jeffrey Garidel, INF (General Studies)
- Cade Gautreau, C (Accounting)
- Michael Hollander, INF (Communication Studies)
- Nicholas Pontiff, INF (Management)

- 2006 Steven Broschofsky, OF (Management)
- Chris Cahill, RHP (General Studies)
- Chase Dardar, RHP (General Studies)
- Michael Hollander, SS (Undeclared)
- Derik Olivey, RHP (General Studies)
- Nicholas Pontiff, INF (Communication Studies)
- Trey Simon, OF (Undeclared)
- Bruce Sprowl, OF (Mass Communication)
- Gee Victoriano, C (Kinesiology)
- Steven Waguespack, INF (General Studies)

- 2005 Brad Bass, C (Kinesiology)
- Steven Broschofsky, OF (Undeclared)
- Chase Dardar, RHP (General Studies)
- Will Davis, C (Secondary Education)
- Jason Determann, LHP (Biology)
- Jordan Faircloth, RHP (Political Science)
- Bryan Harris, INF (Kinesiology)
- Chris McDougall, LHP (Kinesiology)
- Lane Mestepey, LHP (Kinesiology)
- Brandon Nail, RHP (Horticulture)
- Bruce Sprowl, OF (Mass Communication)
- Nick Stavinoha, OF (Management)

- 2004 Steven Broschofsky, OF (Undeclared)
- Jason Determann, LHP (Biological Sciences)
- Bobby DiLiberto, INF (Political Science)
- Jordan Faircloth, RHP (Political Science)
- Bryan Harris, INF (Kinesiology)
- J.C. Holt, CF (Management)
- Matt Horwath, INF (Undeclared)
- Chris McDougall, LHP (Kinesiology)

- Lane Mestepey, LHP (Kinesiology)
- Brandon Nail, RHP (Turfgrass Management)
- Bruce Sprowl, OF (Mass Communication)
- Nick Stavinoha, DH (Management)

- 2003 Lukas Guidroz, RHP, 3.11 (General Studies)
- Weylin Guidry, RHP, 3.33 (Marketing)
- Justin Hill, RHP, 3.70 (General Studies)
- David Miller, RHP, 3.17 (Civil Engineering)
- Wally Pontiff, 3B, 3.73 (Biology)
- Rocky Scelfo, 2B, 3.16 (General Studies)
- Chad Vaught, RHP, 3.31 (Biology)

- 2002 Brad David, LHP, 3.13 (Management)
- Justin Hill, RHP, 3.49 (General Studies)
- David Miller, RHP, 3.14 (Civil Engineering)
- Tim Nugent, LHP, 3.16 (General Business)
- Wally Pontiff, 3B, 3.25 (Biology)
- Chad Vaught, RHP, 3.53 (Zoology)

- 2001 Billy Brian, RHP, 3.25 (Construction Management)
- Brad David, LHP, 3.05 (Construction Management)
- David Miller, RHP, 3.00 (General Studies)
- Tim Nugent, LHP, 3.33 (General Studies)
- Wally Pontiff, 3B, 3.06 (Undergraduate Studies)
- Chad Vaught, 3.13 (Zoology)

- 2000 Blair Barbier, 3B, 3.33 (Finance)
- Billy Brian, RHP, 3.25 (Construction Management)
- Mike Daly, INF, 3.40 (Marketing)
- Brad Hawpe, 1B, 3.01 (Finance)
- Trey Hodges, RHP, 3.02 (Kinesiology)
- Jeremy Loftice, RHP, 3.01 (Kinesiology)
- Billy McBride, OF, 3.11 (Undergraduate Studies)
- Tommy Morel, OF, 3.11 (Microbiology)
- Tim Nugent, LHP, 3.44 (General Business)
- Jeremy Witten, OF, 3.44 (Kinesiology)

- 1999 Kurt Ainsworth, RHP, 3.41 (Management Information Systems)
- Christian Bourgeois, OF, 3.24 (Zoology)
- Josh Dalton, SS, 3.16 (Kinesiology)
- Mike Daly, INF, 3.11 (Marketing)
- Tim Nugent, LHP, 3.05 (Undergraduate Studies)
- Jeremy Witten, OF, 3.11 (Kinesiology)

- 1998 Blair Barbier, INF, 3.17 (Undergraduate Studies)
- Matt Colvin, LHP, 3.38 (Management Information Systems)
- Chris Demouy, LHP, 3.33 (Business Administration)
- Eddy Furniss, 1B, 3.47 (Zoology)
- Doug Thompson, RHP, 3.22 (Kinesiology)

- 1997 Eric Berthelot, LHP, 3.26 (Kinesiology)
- John Blancher, INF, 3.22 (Liberal Arts)
- Patrick Coogan, RHP, 3.0 (Business Administration)
- Casey Cuntz, 3B, 3.62 (Mass Communications)
- Brian Daugherty, RHP, 3.37 (General Studies)
- Chris Demouy, LHP, 3.63 (Management)
- Eddy Furniss, 1B, 3.66 (Zoology)
- Jeff Harris, RHP, 3.77 (Kinesiology)
- Joey Painich, RHP, 3.16 (Kinesiology)

- 1996 Warren Morris, 2B, 3.5 (Zoology)
- Eddy Furniss, 1B, 3.7 (Pre-Medicine)
- Brad Wilson, DH, 3.0 (General Studies)
- Kevin Ward, C, 3.6 (Electrical Engineering)
- Tim Lanier, C, 3.6 (Kinesiology)
- Brian Daugherty, RHP, 3.1 (Kinesiology)
- Chris Demouy, LHP, 3.8 (Management)

- 1995 Warren Morris, 2B, 3.73 (Zoology)
- Kevin Ainsworth, OF, 3.25 (Management)
- Bhrett McCabe, RHP, 3.06 (Psychology)
- Kevin Ward, C, 3.34, (Electrical Engineering)
- Tim Lanier, C, 3.10 (Kinesiology)
- Brian Winders, RHP, 3.53 (General Studies)
- Casey Cuntz, SS, 3.42 (General Studies)

- 1994 Kevin Ainsworth, RF, 3.07 (Business Management)
- Scott Berardi, C, 3.12 (Advertising)
- Tim Lanier, C, 3.25 (Kinesiology)
- Bhrett McCabe, RHP, 3.11 (Zoology)
- Warren Morris, LF, 3.68 (Accounting)
- Kevin Ward, C, 3.40 (Accounting)

- 1993 Mike Sirotko, LHP, 3.15 (Psychology)
- Matt Chamberlain, RHP, 3.28 (Microbiology)
- Brian Winders, RHP, 3.10 (Microbiology)

- 1992 Tim Bauer, C, 3.50 (Marketing)
- Matt Chamberlain, RHP, 3.32 (Microbiology)
- David Herry, RHP, 3.10 (Business Administration)
- Jared Mula, OF, 3.20 (General Studies)
- Bhrett McCabe, RHP, 3.00 (General Studies)
- Mike Sirotko, LHP, 3.20 (Psychology)

- 1991 Tim Bauer, C, 3.60 (Marketing)

- Paul Byrd, RHP, 3.04 (General Studies)
- Matt Chamberlain, RHP, 3.35 (Pre-Medicine)
- Pat Garrity, DH, 3.03 (General Studies)

- 1988 Daniel Edwards, C, 3.81 (Philosophy)
- 1987 Rob Hartwig, OF, 3.15 (General Studies)
- Mark Guthrie, LHP, 3.13 (General Studies)
- Pete Bush, 1B, 3.05 (Management)

- 1986 Joe Zimmerman, P, 3.25 (Phys. Ed.)
- Terry Belle, OF, 3.00 (Accounting)

- 1985 Joe Zimmerman, P, 3.57 (Physical Therapy)
- 1984 Mark Howie, SS, 3.25 (Business Admin.)
- 1983 Mark Howie, SS, 3.00 (Marketing)
- 1980 Randy Olson, OF, 3.00 (Education)
- 1979 Lucien Tujague, OF, 3.20 (Petroleum Eng.)
- 1976 Wally McMakin, 3B, 3.30 (Education)
- Tony Toups, SS, 3.20 (Business Admin.)
- 1975 Wally McMakin, DH, 3.00 (Education)
- Randy Aldridge, OF, 3.40 (Education)
- Guy Hollingsworth, P, 3.20 (Pre-Law)

- 1974 Randy Aldridge, OF, 3.75 (Education)
- Tom Charpentier, P, 3.00 (Business Admin.)
- 1973 Steve Spitz, 2B, 3.00 (Business Admin.)
- 1971 Mike Moock, 2B, 3.20 (Business Admin.)
- Lou Farmer, P, 3.20 (Business Admin.)

SEC FRESHMAN ACADEMIC HONOR ROLL

- 2013 Mark Laird, OF
- 2012 Chris Sciambra, OF
- 2011 Jackson Slaid, C
- 2010 Chris Cotton, LHP
- 2009 Grant Dozar, INF
- Austin Nola, INF

- 2008 Daniel Bradshaw, RHP
- Austin Ross, RHP

- 2006 Paul Bertuccini, RHP
- Chris McGhee, OF
- Jason Ogata, INF
- Andrew York, RHP

- 2005 Michael Hollander, INF

FIRST TEAM ALL-SEC

- 2013 Mason Katz, 1B
- Christian Ibarra, 3B
- Alex Bregman, SS
- Raph Rhymes, OF
- Aaron Nola, RHP

- 2012 Kevin Gausman, RHP
- Raph Rhymes, OF

- 2011 Mikie Mahtook, OF
- 2010 Micah Gibbs, C
- 2009 Louis Coleman, RHP
- Blake Dean, DH
- Matty Ott, RHP

- 2006 Quinn Stewart, OF
- 2005 Ryan Patterson, LF
- Greg Smith, LHP

- 2004 J.C. Holt, CF
- Jon Zeringue, RF

- 2003 Aaron Hill, SS
- Ryan Patterson, DH
- Clay Harris, 1B

- 2002 Lane Mestepey, LHP
- 2001 Lane Mestepey, LHP
- Wally Pontiff, 3B
- Mike Fontenot, 2B

- 2000 Brad Cresse, C
- 1998 Eddy Furniss, 1B
- 1997 Brandon Larson, SS
- Patrick Coogan, RHP

- 1996 Eddy Furniss, 1B
- Nathan Dunn, 3B
- Eddie Yarnall, LHP

- 1995 Scott Schultz, RHP
- 1994 Russ Johnson, SS
- Todd Walker, 2B

- 1993 Todd Walker, 2B
- Brett Laxton, RHP

- 1992 Lloyd Peever, RHP
- Todd Walker, 2B

- 1991 Tookie Johnson, 2B
- 1990 Wes Grisham, OF
- Chad Ogea, RHP
- Keith Osik, C
- Tookie Johnson, 2B

- 1989 **Ben McDonald**, RHP
Wes Grisham, DH
- 1988 **Craig Cala**, OF
Ben McDonald, RHP
- 1987 **Albert Belle**, OF
Gregg Patterson, LHP
- 1986 **Jim Bowie**, 1B
Mark Guthrie, LHP
- 1985 **Marty Lanoux**, 3B
- 1984 **Mark Cooper**, C
- 1983 **Mark Cooper**, C
Cal Santarelli, P
- 1980 **Don Schneider**, P
- 1979 **Bobby Mariano**, 3B
- 1976 **Paul Stefan**, P
Tony Toups, SS
- 1975 **Steve Frank**, 1B
Wally McMakin, 3B
Pat Moock, P
- 1973 **Gerald Keigley**, UT
Pat Moock, P
- 1972 **Mike Miley**, UT
Randy Wiles, P
- 1971 **Craig Burns**, OF
- 1969 **Tom Giles**, C
- 1968 **Bob Leake**, OF
- 1967 **Tom Giles**, C
Steve Ogin, OF
- 1964 **Steve George**, P
- 1963 **Gene Achord**, OF
- 1962 **Allen Smith**, P
- 1961 **Allen Smith**, P
John Bailey, OF
- 1958 **Bob Loftin**, P
Al White, 2B
- 1953 **Jerry Marchand**, C
- 1952 **Jerry Marchand**, C
Benny McArdle, P
- 1951 **Gene Murphy**, C

SEC PLAYER OF THE YEAR

- 2012 **Raph Rhymes**, OF
- 2004 **Jon Zeringue**, RF
- 2003 **Aaron Hill**, SS
- 1996 **Eddy Furniss**, 1B
- 1994 **Russ Johnson**, SS
- 1993 **Todd Walker**, 2B

SEC PITCHER OF THE YEAR

- 2013 **Aaron Nola**, RHP
- 2009 **Louis Coleman**, RHP

SEC FRESHMAN OF THE YEAR

- 2013 **Alex Bregman**, SS
- 2009 **Matty Ott**, RHP
- 2001 **Lane Mestepey**, LHP
- 2000 **Mike Fontenot**, 2B

SECOND-TEAM ALL-SEC

- 2013 **JaCoby Jones**, 2B
- 2012 **Mason Katz**, OF
- 2011 **Mason Katz**, OF
- 2010 **Austin Nola**, SS
Matt Gaudet, DH
- 2009 **Anthony Ranaudo**, RHP
Ryan Schimpf, OF
- 2007 **Jared Bradford**, RHP
- 2006 **Michael Hollander**, SS
- 2005 **Nick Stavinoha**, RF
Blake Gill, DH
Clay Dirks, LHP
- 2004 **Clay Harris**, 3B
Ryan Patterson, LF
- 2003 **Nate Bumstead**, RHP
Blake Gill, 2B
Jon Zeringue, OF
- 2002 **Wally Pontiff**, 3B
Jake Tompkins, RHP
- 2001 **Ryan Theriot**, SS
Todd Linden, OF
Bryan Moore, 1B
- 1999 **Trey McClure**, OF
Jeff Leamont, 1B

- 1998 **Trey McClure**, 3B
Brad Cresse, C
Doug Thompson, RHP
- 1997 **Blair Barbier**, 2B
Eddy Furniss, 1B
- 1996 **Chad Cooley**, OF
Justin Bowles, OF
Jason Williams, SS
- 1995 **Warren Morris**, 2B
- 1994 **Scott Schultz**, RHP
- 1993 **Harry Berrios**, RF
- 1991 **Gary Hymel**, C
Lyle Mouton, RF
Rich Cordani, LF
- 1990 **Rich Cordani**, DH
Paul Byrd, RHP
- 1989 **Craig Cala**, RF
Curtis Leskanic, RHP
- 1987 **Dave Cunningham**, SS
- 1986 **Burke Broussard**, 2B
Jeff Reboulet, SS
Albert Belle, RF
Rob Leary, C
Barry Manuel, RHP

ALL-SEC WESTERN DIVISION (1951-85)

- 1985 **Jeff Reboulet**, SS
Marty Lanoux, 3B
Robbie Smith, P
- 1984 **Mark Cooper**, C
Tim Sossamon, OF
John Dixon, DH
- 1983 **Mark Cooper**, C
Cal Santarelli, P
- 1982 **Dan Karp**, C
Billy Donathan, P
- 1981 **Chip Moses**, 2B
- 1980 **Don Schneider**, P
Mike Alvarez, P
Randy Olson, 1B
- 1979 **Bobby Mariano**, 3B
Duane Dewey, C
Pete Almaguer, 2B
Mike Alvarez, P
- 1976 **Paul Stefan**, P
Tony Toups, SS
- 1975 **Steve Frank**, 1B
Wally McMakin, 3B
Pat Moock, P
Vaughn Meiners, OF
Tommy Saizan, C
- 1974 **Randy Aldridge**, OF
Tom Charpentier, P
Mike Miley, UT
- 1973 **Gerald Keigley**, UT
Pat Moock, P
Mike Sonderegger, OF
- 1972 **Mike Miley**, UT
Randy Wiles, P
- 1971 **Craig Burns**, OF
Lou Farmer, P
- 1970 **Bill Bright**, OF
- 1969 **Tom Giles**, C
- 1968 **Bob Leake**, OF
Ron Hunt, UT
- 1967 **Tom Giles**, C
Steve Ogin, OF
- 1966 **Bruce Baudier**, P
- 1964 **Steve George**, P
Gene Achord, OF
Harry Morel, 3B
- 1963 **Gene Achord**, OF
Wiley Dial, P
- 1962 **Allen Smith**, P
Larry Edmondson, UT
Jimmy Field, OF
- 1961 **John Bailey**, OF
Allen Smith, P
Lynn Amedee, P
Larry Edmondson, SS
- 1958 **Bob Loftin**, P
- 1953 **Al White**, 2B
Jerry Marchand, C

- 1952 **Jerry Marchand**, C
Benny McArdle, P
- 1951 **Gene Murphy**, C
- SEC ALL-TOURNAMENT**
- 2013 **Chris Cotton**, LHP
Christian Ibarra, 3B
Jared Foster, OF
Sean McMullen, DH
- 2012 **Mason Katz**, OF
- 2010 **Ben Alsop**, RHP
Blake Dean, 1B
Tyler Hanover, 2B
Austin Nola, SS
Mikie Mahtook, OF
- 2009 **Daniel Bradshaw**, RHP
Austin Nola, SS
Mikie Mahtook, OF
Blake Dean, DH
- 2008 **Blake Martin**, LHP
Matt Clark, 1B
Ryan Schimpf, 2B
Blake Dean, DH
- 2003 **Aaron Hill**, SS
- 2002 **Matt Heath**, OF
- 2001 **Matt Heath**, C
Todd Linden, OF
- 2000 **Brian Tallet**, LHP
Brad Hawpe, 1B
Blair Barbier, 3B
Wally Pontiff, OF
Cedrick Harris, OF
- 1998 **Randy Keisler**, LHP
- 1997 **Danny Higgins**, DH
Blair Barbier, 2B
Brandon Larson, SS
- 1996 **Eddie Yarnall**, LHP
- 1995 **Warren Morris**, 2B
Nathan Dunn, 3B
Chad Cooley, OF
Eddy Furniss, DH
- 1994 **Russ Johnson**, SS
Kevin Ainsworth, OF
Brad Wilson, DH
- 1993 **Jason Williams**, 3B
Russ Johnson, SS
Harry Berrios, OF
Mike Neal, OF
Will Hunt, LHP
- 1992 **Todd Walker**, 2B
Andy Sheets, SS
Chris Moock, OF
Mike Neal, DH
Lloyd Peever, RHP
Ronnie Rantz, LHP
- 1991 **Chris Moock**, OF
- 1990 **Wes Grisham**, OF
Chad Ogea, RHP
Scott Bethea, SS
Ron Lim, OF
- 1988 **Rich Vasquez**, OF
- 1987 **Dave Cunningham**, SS
Craig Faulkner, C
- 1986 **Jeff Yurtin**, 3B
Mike Papajohn, OF
Albert Belle, OF
Barry Manuel, P
- 1985 **Jeff Reboulet**, SS
- 1979 **Bobby Mariano**, 3B
Steve Bollman, UT

OUTSTANDING PLAYER SEC TOURNAMENT

- 2013 **Chris Cotton**, LHP
- 2010 **Austin Nola**, SS
- 2009 **Mikie Mahtook**, OF
- 2008 **Blake Dean**, DH
- 2000 **Wally Pontiff**, OF
- 1994 **Russ Johnson**, SS
- 1993 **Harry Berrios**, OF
- 1992 **Andy Sheets**, SS
- 1986 **Jeff Yurtin**, 3B

ABCA ALL SOUTH REGION

- 2013 **Alex Bregman**, SS (1st Team)

- Mason Katz**, 1B (1st Team)
- Aaron Nola**, RHP (1st Team)
- 2012 **Raph Rhymes**, OF (1st Team)
Kevin Gausman, RHP (1st Team)
Mason Katz, OF (1st Team)
- 2011 **Mikie Mahtook**, OF (1st Team)
- 2010 **Micah Gibbs**, C (1st Team)
- 2009 **Louis Coleman**, RHP (1st Team)
Anthony Ranaudo, RHP (1st Team)
Matty Ott, RHP (1st Team)
Ryan Schimpf, OF (2nd Team)
- 2008 **Blake Dean**, OF (2nd Team)
Ryan Verdugo, RHP (2nd Team)
- 2007 **Jared Bradford**, RHP (2nd Team)
- 2006 **Quinn Stewart**, RF (1st Team)
- 2005 **Ryan Patterson**, LF (1st Team)
Greg Smith, LHP (1st Team)
Nick Stavinoha, RF (2nd Team)
- 2004 **Jon Zeringue**, RF (1st Team)
Clay Harris, 3B (1st Team)
J.C. Holt, CF (2nd Team)
- 2003 **Aaron Hill**, SS (1st Team)
Nate Bumstead, RHP (2nd Team)
Ryan Patterson, DH (2nd Team)
- 2002 **Lane Mestepey**, LHP
- 2001 **Todd Linden**, OF
Bryan Moore, 1B (2nd Team)
Mike Fontenot, 2B (2nd Team)
- 2000 **Brad Cresse**, C
- 1998 **Eddy Furniss**, 1B
Brad Cresse, C
Randy Keisler, LHP (2nd team)
- 1997 **Brandon Larson**, SS
Patrick Coogan, RHP
Mike Koerner, CF (2nd Team)
- 1996 **Eddy Furniss**, 1B
Jason Williams, SS
Nathan Dunn, 3B
Justin Bowles, OF
Eddie Yarnall, LHP
- 1995 **Scott Schultz**, RHP
- 1994 **Todd Walker**, 2B
Russ Johnson, SS
- 1993 **Todd Walker**, 2B
Harry Berrios, OF
Brett Laxton, RHP
- 1992 **Lloyd Peever**, RHP
Todd Walker, 2B
Rick Greene, RHP (2nd Team)
- 1991 **Tookie Johnson**, 2B
Rick Greene, RHP
- 1989 **Ben McDonald**, RHP
Wes Grisham, DH (2nd Team)
- 1986 **Barry Manuel**, RHP
Mark Guthrie, LHP (2nd Team)
Jim Bowie, 1B (2nd Team)
Jeff Reboulet, SS (2nd Team)
- 1984 **Mark Cooper**, C
- 1983 **Cal Santarelli**, P
- 1976 **Paul Stefan**, P
- 1975 **Pat Moock**, P
Steve Frank, 1B
Wally McMakin, INF



Raph Rhymes
2012 SEC Player of the Year



Lyle Mouton

1990 NCAA South I Regional All-Tournament Team



Barry Manuel

1986 & 1987 NCAA Regional All-Tournament Team

NCAA REGIONAL ALL-TOURNAMENT

2013

Baton Rouge Regional

Aaron Nola, RHP
Brent Bonvillain, LHP
Ty Ross, C
Mason Katz, 1B
Alex Bregman, SS
Raph Rhymes, OF

2012

Baton Rouge Regional

Kevin Gausman, RHP
Aaron Nola, RHP
Ty Ross, C
Austin Nola, SS

2010

Los Angeles Regional

Leon Landry, OF

2009

Baton Rouge Regional

Anthony Ranaudo, RHP
Louis Coleman, RHP
Micah Gibbs, C
Sean Ochinko, 1B
Austin Nola, SS
Jared Mitchell, OF

2008

Baton Rouge Regional

Paul Bertuccini, RHP
Matt Clark, 1B
Ryan Schimpf, 2B
DJ LeMahieu, SS
Leon Landry, OF
Jared Mitchell, OF
Blake Dean, DH

2005

Baton Rouge Regional

Clay Harris, 2B
Chris Jackson, 3B
Nick Stavinoha, OF
Ryan Patterson, OF

2004

Baton Rouge Regional

Nate Bumstead, RHP
Blake Gill, SS
Will Harris, 1B
J.C. Holt, CF
Matt Liuzza, C
Justin Meier, RHP
Nick Stavinoha, DH
Jon Zeringue, RF

2003

Baton Rouge Regional

Matt Liuzza, C
Blake Gill, 2B
Aaron Hill, SS
Ivan Naccarata, 3B
J.C. Holt, OF
Ryan Patterson, DH

2002

Baton Rouge Regional

Chris Phillips, C
Rocky Scelfo, 1B
J.C. Holt, 2B
Sean Barker, OF
Matt Heath, OF
David Raymer, DH
Jake Tompkins, RHP

2001

Baton Rouge Regional

Mike Fontenot, 2B
Lane Mestepey, LHP
Bryan Moore, 1B
Wally Pontiff, 3B
Zeph Zinsman, DH

2000

Baton Rouge Regional

Brad Hawpe, 1B
Mike Fontenot, 2B
Brad Cresse, C
Johnnie Thibodeaux, OF
Jeremy Witten, OF
Wally Pontiff, OF
Brian Tallet, LHP

1999

Baton Rouge Regional

Jeff Leaumont, 1B
Ryan Theriot, 2B
Jeremy Witten, OF
Brad Hawpe, OF
Trey McClure, DH
Kurt Ainsworth, RHP
Ben Saxon, RHP

1998

South II Regional

Brad Cresse, C
Eddy Furniss, 1B
Trey McClure, 2B
Josh Dalton, SS
Cedrick Harris, OF
Wes Davis, DH
Doug Thompson, RHP
Brandon Bowe, RHP

1997

South I Regional

Eddy Furniss, 1B
Brandon Larson, SS
Trey McClure, 3B
Tom Bernhardt, RF
Mike Koerner, CF
Doug Thompson, RHP
Patrick Coogan, RHP

1996

South II Regional

Eddy Furniss, 1B
Warren Morris, 2B
Jason Williams, SS
Nathan Dunn, 3B
Chad Cooley, OF
Eddie Yarnall, LHP

1995

South Regional

Scott Schultz, RHP
Mike Klostermeyer, 1B

1994

South Regional

Todd Walker, 2B
Russ Johnson, SS
Chad Cooley, OF
Brett Laxton, RHP
Tim Lanier, C

1993

South Regional

Kenny Jackson, 1B
Todd Walker, 2B
Harry Berrios, OF
Armando Rios, OF
Mike Neal, DH
Mike Sirotko, LHP

1992

South I Regional

Chris Moock, OF

1991

South Regional

Tookie Johnson, 2B
Chris Moock, 3B
Rich Cordani, OF
Gary Hymel, C
Mike Sirotko, LHP

1990

South I Regional

Chad Ogea, P
Tim Clark, OF
Lyle Mouton, DH
Johnny Tellechea, 1B

1989

Central Regional

Ben McDonald, P
Curtis Leskanic, P
Wes Grisham, DH
Tookie Johnson, 2B
Matt Gruver, LF

1987

South II Regional

Dave Cunningham, SS
Craig Faulkner, C
Mike Papajohn, OF
Gregg Patterson, LHP
Barry Manuel, P

1986

South I Regional

Jim Bowie, 1B
Jeff Yurtin, 3B
Albert Belle, OF
Barry Manuel, P

1985

Central Regional

Tim Sossamon, OF

Outstanding Player

NCAA Regional Tournament

2013	Baton Rouge	Alex Bregman , SS
2012	Baton Rouge	Austin Nola , SS
2009	Baton Rouge	Anthony Ranaudo , RHP
2008	Baton Rouge	Blake Dean , DH
2005	Baton Rouge	Nick Stavinoha , OF
2004	Baton Rouge	Blake Gill , SS
2003	Baton Rouge	J.C. Holt , OF
2002	Baton Rouge	Jake Tompkins , RHP
2000	Baton Rouge	Brad Hawpe , 1B
1999	Baton Rouge	Kurt Ainsworth , RHP
1998	South II	Eddy Furniss , 1B
1997	South I	Trey McClure , 3B
1996	South II	Jason Williams , SS
1994	South	Todd Walker , 2B
1993	South	Mike Sirotko , LHP
1989	Central	Ben McDonald , RHP
1987	South II	Gregg Patterson , LHP
1986	South I	Albert Belle , OF

College World Series All-Tournament

2009	DJ LeMahieu , 2B
	Jared Mitchell , OF
	Ryan Schimpf , OF
	Anthony Ranaudo , RHP
2000	Mike Fontenot , 2B
	Blair Barbier , 3B
	Ryan Theriot , SS
	Brad Hawpe , DH
	Trey Hodges , RHP
1998	Cedrick Harris , OF
1997	Eddy Furniss , 1B
	Brandon Larson , SS
	Mike Koerner , CF
	Tom Bernhard , RF
1996	Tim Lanier , C
	Justin Bowles , OF
	Eddie Yarnall , LHP
1994	Todd Walker , 2B
1993	Adrian Antonini , C
	Todd Walker , 2B
	Jim Greely , OF
	Armando Rios , OF
	Brett Laxton , RHP
	Mike Sirotko , LHP
1991	Gary Hymel , C
	Johnny Tellechea , 1B
	Lyle Mouton , OF
	Chad Ogea , RHP
1990	Tim Clark , OF
	Lyle Mouton , DH
1987	Jack Voigt , OF
	Gregg Patterson , LHP

College World Series

Most Outstanding Player

2009	Jared Mitchell , OF
2000	Trey Hodges , RHP
1997	Brandon Larson , SS
1993	Todd Walker , 2B
1991	Gary Hymel , C

Dick Howser Award Winner

1998	Eddy Furniss , 1B
------	--------------------------

Golden Spikes Award Winner

1989	Ben McDonald , RHP
------	---------------------------

Smith Award Winner

1989	Ben McDonald , RHP
------	---------------------------

Johnny Bench Award Winner

2000	Brad Cresse , C
------	------------------------



Blake Dean (left) earned 2009 First-Team All-SEC recognition, and he was a First-Team All-American in 2008.

Brooks Wallace Award Winner

2013	Alex Bregman , SS
------	--------------------------

Golden Spikes Award Finalists

2000	Brad Cresse , C
1998	Eddy Furniss , 1B
1997	Brandon Larson , SS
1994	Todd Walker , 2B
	Russ Johnson , SS
1993	Todd Walker , 2B
1992	Lloyd Peever , RHP
1989	Ben McDonald , RHP

Baseball America

National Player of the Year	
1989	Ben McDonald , RHP

Collegiate Baseball

National Player of the Year	
1992	Lloyd Peever , RHP
1989	Ben McDonald , RHP

Collegiate Baseball

National Freshman of the Year	
2013	Alex Bregman , SS
2001	Lane Mestepey , LHP
2000	Mike Fontenot , 2B
1993	Brett Laxton , RHP
1992	Todd Walker , 2B

Baseball America

National Freshman of the Year	
2013	Alex Bregman , SS
1993	Brett Laxton , RHP
1992	Todd Walker , 2B

Perfect Game

National Freshman of the Year	
2013	Alex Bregman , SS

NCBWA

National Freshman of the Year	
2013	Alex Bregman , SS

Corbett Award

Outstanding Louisiana Amateur Athlete	
2013	Aaron Nola , RHP
2010	Louis Coleman , RHP
2001	Brad Cresse , C
1998	Brandon Larson , SS
1997	Warren Morris , 2B
1995	Russ Johnson , SS
1994	Todd Walker , 2B

United States Olympians

2000	Kurt Ainsworth , RHP (Gold)
1996	Warren Morris , 2B (Bronze)
	Jason Williams , SS (Bronze)
	Skip Bertman , Head Coach (Bronze)
1992	Rick Greene , RHP
1988	Ben McDonald , RHP (Gold)
	Skip Bertman , Asst. Coach (Gold)

College Baseball

Hall of Fame Members	
2010	Eddy Furniss , 1B
2009	Todd Walker , 2B
2008	Ben McDonald , RHP
2006	Skip Bertman , Head Coach

ABCA Hall of Fame Members

2013	Paul Mainieri , Head Coach
2003	Skip Bertman , Head Coach

Louisiana Sports

Hall of Fame Members	
Joe Bill Adcock , 1B	
Albert Belle , OF	
Skip Bertman , Head Coach	
Buddy Blair , 3B	
Alvin Dark , SS	
Mel Didier , P	
Eddy Furniss , 1B	
Ben McDonald , RHP	
Harry Rabenhorst , Head Coach	
Connie Ryan , 2B	
Todd Walker , 2B	

LSU Athletic Hall of Fame Members

2013	Kurt Ainsworth , RHP
2011	Skip Bertman , Head Coach
	Lloyd Peever , RHP
2008	Harry Rabenhorst , Head Coach
2007	Eddy Furniss , 1B
2006	Todd Walker , 2B
1981	Alvin Dark , SS
1978	Joe Bill Adcock , 1B

LSU Retired Jersey Numbers

2001	Skip Bertman , Head Coach (#15)
2009	Ben McDonald , RHP (#19)

Collegiate Baseball

National Coach of the Year	
2009	Paul Mainieri
2000	Skip Bertman
1997	Skip Bertman

1996	Skip Bertman
1993	Skip Bertman
1991	Skip Bertman

ABCA National Coach of the Year

2009	Paul Mainieri
2000	Skip Bertman
1997	Skip Bertman
1996	Skip Bertman
1993	Skip Bertman
1991	Skip Bertman

The Sporting News National Coach of the Year

1986	Skip Bertman
------	---------------------

Baseball America National Coach of the Year

2009	Paul Mainieri
1996	Skip Bertman
1986	Skip Bertman

Rivals.com National Coach of the Year

2009	Paul Mainieri
2008	Paul Mainieri

SEC Coach of the Year

2009	Paul Mainieri
2003	Smoke Laval
1997	Skip Bertman
1996	Skip Bertman
1993	Skip Bertman
1992	Skip Bertman
1991	Skip Bertman
1990	Skip Bertman
1986	Skip Bertman
1975	Jim Smith

Louisiana Sportswriters Association Coach of the Year

2013	Paul Mainieri
2012	Paul Mainieri
2009	Paul Mainieri
2008	Paul Mainieri
2004	Smoke Laval
2003	Smoke Laval
2002	Smoke Laval
1998	Skip Bertman
1993	Skip Bertman
1992	Skip Bertman
1990	Skip Bertman
1986	Skip Bertman
1985	Skip Bertman



The Tigers check out the CBS equipment prior to the 1993 national championship game.

LSU All-Time Record on TV (beginning in 1984): 378-183-3 (.673)

LSU TV Appearances Since 2008

2/26/08	Southern (W, 6-1)	Cox Sports Television
3/21/08	Arkansas (W, 8-7, 11 inn.)	Cox Sports Television
3/23/08	Arkansas (W, 4-2)	Cox Sports Television
3/30/08	at Florida (W, 6-3)	FSN Florida
4/1/08	at Southern (W, 8-3)	Pelican Sports
4/6/08	Alabama (W, 9-7)	Cox Sports Television
4/13/08	at Ole Miss (8-2)	Jumbo Sports Network
4/20/08	Georgia (T, 10-10, 12 inn.)	Jumbo Sports Network
4/22/08	at Tulane (W, 8-4)	Cox Sports Television
4/23/08	McNeese State (W, 6-0)	Cox Sports Television
4/27/08	South Carolina (W, 6-3)	Jumbo Sports Network
4/29/08	UL-Lafayette (W, 5-3)	Cox Sports Television
5/3/08	at Kentucky (W, 3-1, 10 inn.)	Jumbo Sports Network
5/3/08	at Kentucky (W, 12-5)	Jumbo Sports Network
5/4/08	at Kentucky (W, 9-8)	Cox Sports Television
5/9/08	Mississippi State (W, 15-6)	Cox Sports Television
5/10/08	Mississippi State (W, 16-4)	Fox Sports Net
5/11/08	Mississippi State (W, 9-6)	Cox Sports Television
5/13/08	New Orleans (W, 7-6, 15 inn.)	Cox Sports Television
5/15/08	at Auburn (W, 6-4)	Cox Sports Television
5/16/08	at Auburn (W, 15-6)	Cox Sports Television
5/21/08	South Carolina (W, 5-4, 10 inn.) *	Comcast Sports
5/22/08	Vanderbilt (W, 8-2) *	Comcast Sports
5/24/08	Alabama (W, 12-8) *	Fox Sports Net
5/25/08	Ole Miss (W, 8-2) *	Fox Sports Net
5/30/08	Texas Southern (W, 12-1) #	Cox Sports Television
5/31/08	Southern Miss (W, 13-4) #	Cox Sports Television
6/1/08	Southern Miss (W, 11-4) #	Cox Sports Television
6/7/08	UC Irvine (L, 15-11) %	ESPNU
6/8/08	UC Irvine (W, 9-7) %	ESPN
6/9/08	UC Irvine (W, 21-7) %	ESPN2
6/15/08	North Carolina (L, 4-8) ^	ESPN2
6/17/08	Rice (W, 6-5) ^	ESPN2
6/19/08	North Carolina (L, 3-7) ^	ESPN
2/20/09	Villanova (W, 12-3)	Cox Sports Television
3/22/09	at South Carolina (W, 11-3)	SportSouth
3/24/09	Harvard (W, 4-3)	Cox Sports Television
3/28/09	Ole Miss (W, 6-5)	Fox Sports Net
4/4/09	at Georgia (L, 8-10)	Comcast Sports
4/11/09	at Alabama (L, 5-13)	Cox Sports Television
4/12/09	at Alabama (W, 12-7)	Cox Sports Television
4/14/09	New Orleans (W, 8-6)	Cox Sports Television
4/21/09	Southeastern Louisiana (W, 6-5)	Cox Sports Television
4/23/09	vs. UL-Lafayette (W, 10-6)	Cox Sports Television
4/24/09	Auburn (W, 7-3)	Comcast Sports
4/26/09	Auburn (W, 7-6)	Comcast Sports
4/28/09	Tulane (W, 13-2 - 7 inn.)	Cox Sports Television
5/3/09	at Arkansas (W, 4-3)	Cox Sports Television
5/8/09	Florida (W, 10-1)	Cox Sports Television
5/9/09	Florida (W, 4-0)	Fox Sports Florida
5/10/09	Florida (L, 3-9)	Cox Sports Television
5/14/09	at Mississippi State (W, 5-4)	Cox Sports Television
5/15/09	at Mississippi State (L, 7-8)	Jumbo Sports Network
5/20/09	Vanderbilt (L, 1-4) *	Comcast Sports
5/21/09	Alabama (W, 9-6) *	Comcast Sports
5/22/09	South Carolina (W, 4-1) *	Fox Sports Net
5/23/09	Georgia (W, 16-0) *	Fox Sports Net
5/24/09	Vanderbilt (W, 6-2) *	Fox Sports Net
5/29/09	Southern (W, 10-2) #	Cox Sports Television
5/30/09	Baylor (W, 3-2 - 10 inn.) #	Cox Sports Television
5/31/09	Minnesota (W, 10-3) #	Cox Sports Television
6/5/09	Rice (W, 12-9) %	ESPN
6/6/09	Rice (W, 5-3) %	ESPN
6/13/09	Virginia (W, 9-5) ^	ESPN
6/15/09	Arkansas (W, 9-1) ^	ESPN
6/19/09	Arkansas (W, 14-5) ^	ESPN2
6/22/09	Texas (W, 7-6 - 11 inn.) ^	ESPN
6/23/09	Texas (L, 1-5) ^	ESPN
6/24/09	Texas (W, 11-4) ^	ESPN
3/19/10	Arkansas (L, 3-6)	Cox Sports Television
3/20/10	Arkansas (W, 8-7)	Cox Sports Television
3/21/10	Arkansas (W, 5-1)	Cox Sports Television
3/26/10	at Tennessee (W, 6-2)	Comcast Sports
3/27/10	at Tennessee (W, 10-6)	Fox Sports Net
4/2/10	Georgia (W, 4-3)	ESPNU
4/3/10	Georgia (L, 6-12)	Fox Sports Net
4/4/10	Georgia (W, 15-5)	Comcast Sports
4/9/10	at Auburn (W, 14-10)	Comcast Sports
4/10/10	at Auburn (L, 7-11)	SportSouth
4/16/10	Alabama (W, 12-5)	Cox Sports Television
4/17/10	Alabama (W, 9-7)	Cox Sports Television
4/18/10	Alabama (W, 6-5 - 14 innings)	Cox Sports Television
4/24/10	at Ole Miss (L, 9-11)	Fox Sports Net
4/25/10	at Ole Miss (L, 6-7)	Comcast Sports
4/30/10	at Florida (L, 5-8)	Comcast Sports
5/1/10	at Florida (L, 3-7)	ESPNU
5/2/10	at Florida (L, 6-13)	ESPN
5/4/10	Southeastern La. (W, 9-5)	Cox Sports Television
5/8/10	Vanderbilt (L, 2-6)	Comcast Sports
5/9/10	Vanderbilt (L, 3-4)	Cox Sports Television
5/15/10	at Kentucky (L, 4-9)	SportSouth
5/18/10	at Tulane (L, 1-9)	Cox Sports Television
5/20/10	Mississippi State (W, 14-13)	Cox Sports Television
5/21/10	Mississippi State (W, 17-3)	Cox Sports Television
5/22/10	Mississippi State (L, 1-2)	Comcast Sports

Television Appearances

5/26/10	Florida (W, 10-6) *	Comcast Sports	5/23/12	Mississippi State (L, 2-3) *	SportSouth
5/27/10	Vanderbilt (W, 7-5) *	Comcast Sports	5/24/12	Ole Miss (W, 11-2) *	SportSouth
5/29/10	Ole Miss (W, 8-0 - 7 innings) *	SportSouth	5/25/12	Mississippi State (L, 3-4 - 10 inn.) *	Comcast Sports
5/30/10	Alabama (W, 4-3 - 11 innings) *	ESPN2	6/1/12	UL-Monroe (W, 4-1) #	Cox Sports Television
6/4/10	UC Irvine (W, 11-10 - 11 innings) #	Cox Sports Television	6/2/12	Oregon State (W, 7-1) #	Cox Sports Television
6/5/10	UCLA (L, 3-6) #	Cox Sports Television	6/3/12	Oregon State (W, 5-4 - 10 inn.) #	Cox Sports Television
6/6/10	UC Irvine (L, 3-4) #	Cox Sports Television	6/8/12	Stony Brook (W, 5-4 - 12 inn.) %	ESPN2
2/18/11	Wake Forest (W, 15-4)	Cox Sports Television	6/9/12	Stony Brook (L, 1-3) %	ESPN2
3/1/11	Cal State Fullerton (W, 7-6)	Cox Sports Television	6/10/12	Stony Brook (L, 2-7) %	ESPNNews
3/13/11	Cal State Fullerton (W, 10-2)	Cox Sports Television	2/16/13	Maryland (W, 5-1)	Cox Sports Television
3/18/11	Florida (L, 4-5)	Comcast Sports	2/26/13	at UL-Lafayette (W, 11-2)	KLAF TV
3/19/11	Florida (L, 0-1)	Fox Sports Florida	3/1/13	Brown (W, 4-3)	Cox Sports Television
3/20/11	Florida (L, 3-7)	Cox Sports Television	3/3/13	Nicholls State (W, 2-0)	Cox Sports Television
3/25/11	at Georgia (W, 7-3)	WSB Atlanta	3/16/13	at Mississippi State (W, 7-3)	Comcast Sports
4/2/11	Ole Miss (L, 3-16)	Cox Sports Television	3/24/13	Auburn (W, 8-2)	Cox Sports Television
4/5/11	at Tulane (W, 7-5)	Cox Sports Television	3/26/13	at Tulane (W, 14-1 - 8 inn.)	Cox Sports Television
4/9/11	at Arkansas (L, 3-4)	ESPN	4/5/13	Kentucky (W, 11-1)	Cox Sports Television
4/10/11	at Arkansas (L, 4-5)	Cox Sports Television	4/6/13	Kentucky (W, 9-1)	Cox Sports Television
4/20/11	Southern Miss (W, 8-6)	Jumbo Sports Network	4/7/13	Kentucky (W, 11-4)	Cox Sports Television
4/23/11	at Vanderbilt (L, 1-10)	SportSouth	4/9/13	Southern (W, 11-2)	Cox Sports Television
4/24/11	at Vanderbilt (L, 7-10)	ESPN2	4/10/13	Southern (W, 16-2)	Cox Sports Television
4/28/11	Kentucky (W, 9-5)	ESPN	4/13/13	at Arkansas (L, 3-8)	Cox Sports Television
4/29/11	Kentucky (W, 12-4)	Cox Sports Television	4/14/13	at Arkansas (W, 5-3 - 10 inn.)	Cox Sports Television
5/3/11	Tulane (W, 6-2)	Cox Sports Television	4/30/13	at Alabama (W, 11-8, 16 inn.)	Fox Sports South
5/6/11	at Alabama (W, 10-6)	Jumbo Sports Network	4/24/13	Tulane (W, 4-3)	Cox Sports Television
5/7/11	at Alabama (L, 0-4)	Comcast Sports	4/26/13	South Carolina (W, 5-2)	Cox Sports Television
5/8/11	at Alabama (L, 0-9)	Jumbo Sports Network	4/27/13	South Carolina (L, 2-4)	Cox Sports Television
5/13/11	Tennessee (W, 9-0)	Cox Sports Television	4/28/13	South Carolina (L, 0-4)	ESPN
5/14/11	Tennessee (W, 8-1)	Comcast Sports	5/2/13	Florida (W, 3-2)	ESPN
5/15/11	Tennessee (W, 15-5)	Jumbo Sports Network	5/3/13	Florida (W, 5-0)	Comcast Sports
5/19/11	at Mississippi State (W, 17-1)	Comcast Sports	5/4/13	Florida (W, 18-6)	ESPN2
3/6/12	at Tulane (W, 5-0)	Cox Sports Television	5/9/13	at Texas A&M (L, 1-2)	ESPN
3/11/12	Notre Dame (L, 1-7)	Cox Sports Television	5/10/13	at Texas A&M (W, 7-4)	Comcast Sports
3/16/12	Mississippi State (W, 3-2 - 10 inn.)	Cox Sports Television	5/11/13	at Texas A&M (W, 2-1 - 8 inn.)	ESPN
3/17/12	Mississippi State (W, 4-3)	Comcast Sports	5/14/13	New Orleans (W, 11-2)	Cox Sports Television
3/30/12	Arkansas (W, 10-6)	Comcast Sports	5/16/13	Ole Miss (W, 7-1)	ESPN
3/31/12	Arkansas (W, 2-1)	ESPN	5/17/13	Ole Miss (W, 5-4)	Cox Sports Television
4/1/12	Arkansas (W, 3-2 - 11 inn.)	Cox Sports Television	5/18/13	Ole Miss (L, 9-11)	CBS Sports Network
4/5/12	at Florida (W, 7-6)	ESPN	5/22/13	Alabama (W, 3-0) *	Comcast Sports
4/6/12	at Florida (L, 0-7)	Fox Sports Florida	5/23/13	Arkansas (L, 1-4) *	SportSouth
4/11/12	Southern Miss (W, 8-3)	Jumbo Sports Network	5/24/13	Alabama (W, 3-2) *	Comcast Sports
4/14/12	Alabama (W, 7-1)	Cox Sports Television	5/25/13	Arkansas (W, 3-1) *	ESPNNews/Comcast Sports
4/15/12	Alabama (W, 5-1)	ESPN2	5/26/13	Vanderbilt (W, 5-4) *	ESPN2
4/20/12	at Kentucky (W, 5-4)	Fox Sports South	5/31/13	Jackson State (W, 11-7) #	ESPN3
4/21/12	at Kentucky (L, 1-8)	Fox Sports South	6/1/13	Sam Houston State (W, 8-5) #	ESPN3
4/25/12	Southeastern Louisiana (W, 4-3)	Cox Sports Television	6/2/13	UL-Lafayette 9W, 5-1) #	ESPN3
4/27/12	Georgia (W, 6-5)	Cox Sports Television	6/7/13	Oklahoma (W, 2-0) %	ESPN
4/28/12	Georgia (W, 8-4)	Comcast Sports	6/8/13	Oklahoma (W, 11-1) %	ESPN2
4/29/12	Georgia (L, 3-5)	ESPN2	6/16/13	UCLA (L, 1-2) ^	ESPN2
5/1/12	Tulane (W, 9-5)	Cox Sports Television	6/18/13	North Carolina (L, 2-4) ^	ESPN
5/5/12	at Ole Miss (L, 4-7)	SportSouth			
5/11/12	Vanderbilt (W, 2-1)	Cox Sports Television			
5/12/12	Vanderbilt (L, 3-6)	SportSouth			
5/13/12	Vanderbilt (L, 4-5 - 10 inn.)	SportSouth			
5/18/12	at South Carolina (L, 4-5)	Cox Sports Television			
5/19/12	at South Carolina (W, 3-2 - 10 inn.)	ESPN			

^ - College World Series
 * - SEC Tournament
 # - NCAA Regional
 % - NCAA Super Regional



Skip Bertman (left) led LSU to 11 College World Series televised by ESPN.



LSU defeated Oklahoma in the 2013 Super Regional

2013 College World Series

June 16, 2013 at Omaha, Neb.

UCLA..... 000 001 010 - 2 5 1 (45-17)
 LSU 000 100 000 - 1 5 2 (57-10)
 WP-Plutko, Adam (9-3) Save-Berg, David(22)
 LP-Aaron Nola (12-1) T-3:10 A-26344
 HR LSU - Mason Katz (16)

June 18, 2013 at Omaha, Neb.

N. Carolina 201 000 100 - 4 11 0 (58-11)
 LSU 000 010 100 - 2 10 0 (57-11)
 WP-Trent Thornton (12-1) Save-Chris McCue(2) LP-Cody Glenn (7-3) T-3:01 A-21380
 HR NC - Brian Holberton (12)
 LSU eliminated.

2013 NCAA Super Regional

June 7, 2013 at Baton Rouge, La.

Oklahoma..... 000 000 000 - 0 2 0 (43-20)
 LSU 000 000 02X - 2 6 0 (56-9)
 WP-Aaron Nola (12-0) LP-Gray, J. (10-3) T-2:18 A-12007
 Actual Attendance: 11,095

June 8, 2013 at Baton Rouge, La.

LSU 0 11 101 016 - 11 16 1 (57-9)
 Oklahoma 1 00 000 000 - 1 5 4 (43-21)
 WP-Will LaMarche (3-0) LP-Overton, D. (9-3)
 T-3:33 A-12153
 HR LSU - JaCoby Jones (6)
 Actual Attendance: 11,401
 Actual Attendance - Alex Box Stadium record.
 52 minute weather delay starting at 7:31 pm in the top of the 5th inning.

2013 NCAA Regional

May 31, 2013 at Baton Rouge, La.

Jackson St 200 000 032 - 7 12 4 (34-21)
 LSU 202 402 01X - 11 11 0 (53-9)
 WP-Kurt McCune (4-1) LP-JUDAY,A. (7-5) T-3:20 A-11577
 HR JSUBASE - HAMPTON,Fred (1)
 HR LSU - Mason Katz (15), Jared Foster (2)
 25 minute rain delay starting at 2:16 pm in the top of the 1st inning
 Actual Attendance: 9,316

June 1, 2013 at Baton Rouge, La.

LSU 1 2 1 000 040 - 8 11 5 (54-9)
 Sam Houston ... 500 000 000 - 5 7 3 (38-21)
 WP-Aaron Nola (11-0) Save-Chris Cotton(16)
 LP-Scott, Alan (2-1) T-3:44 A-12085
 Actual Attendance: 10,752

June 2, 2013 at Baton Rouge, La.

LSU 000 013 010 - 5 10 1 (55-9)
 UL-Lafayette..... 000 001 000 - 1 3 1 (43-20)
 WP-Brent Bonvillain (3-0) LP-Boutte, C. (8-4)
 T-2:57 A-11838
 HR LSU - Alex Bregman (6)
 Actual Attendance: 10,191

2012 NCAA Super Regional

June 8, 2012 at Baton Rouge, La.

Stony Brook..... 020 000 000 110 - 4 14 3 (50-13)
 LSU 000 000 101 111 - 5 9 1 (47-16)
 WP-Kevin Gausman (12-1) LP-Vanderka, Frankie (2-3)
 T-4:11 A-11207
 HR SBU - Goldstein, Steven (4), Intagliata, Sal (2)
 HR LSU - JaCoby Jones (4), Mason Katz (12), Tyler Moore (4)
 Actual Attendance: 9,222
 Rain delay began at 3:08 pm
 Game resumed at 10:06 am on Saturday June 9.

June 9, 2012 at Baton Rouge, La.

LSU 000 001 000 - 1 3 0 (47-17)
 Stony Brook..... 002 010 00X - 3 6 2 (51-13)
 WP-Johnson, Tyler (12-1) LP-Kevin Gausman (12-2)
 T-2:26 A-11468
 HR SBU - Courtney, Kevin (4)
 Actual Attendance: 9,446

June 10, 2012 at Baton Rouge, La.

Stony Brook..... 103 200 010 - 7 15 1 (52-13)
 LSU 100 000 100 - 2 3 2 (47-18)
 WP-Vanderka, Frankie (3-3) LP-Ryan Eades (5-3)
 T-3:08 A-11976
 HR LSU - Mason Katz (13)
 Actual Attendance: 10,620

2012 NCAA Regional

June 1, 2012 at Baton Rouge, La.

UL-Monroe..... 001 000 000 - 1 4 2 (31-29)
 LSU 001 000 30X - 4 6 0 (44-16)
 WP-Aaron Nola (7-4) Save-Chris Cotton(1) LP-Zeigler, Randy (5-7) T-2:23 A-10989
 Actual Attendance: 9,902

June 2, 2012 at Baton Rouge, La.

Oregon State... 001 000 000 - 1 7 2 (39-19)
 LSU 022 001 02X - 7 8 0 (45-16)
 WP-Kevin Gausman (11-1) LP-Child, Dan (6-4)
 T-3:16 A-11535
 Actual Attendance: 10,367
 Paid attendance is an LSU postseason record. Actual attendance is the largest in Alex Box Stadium history.

June 3, 2012 at Baton Rouge, La.

LSU 300 000 101 1 - 6 7 1 (46-16)
 Oregon State110 102 000 0 - 5 10 4 (40-20)
 WP-Chris Cotton (7-0) Save-Nick Goody(11) LP-Davis, Dylan (1-1) T-3:38 A-11036
 HR LSU - Raph Rhymes (4)
 Actual Attendance: 8,978

2010 NCAA Regional

June 4, 2010 at Los Angeles, Calif.

UC Irvine..... 020 010 222 0 1 - 10 18 1 (37-20)
 LSU 002 140 101 0 2 - 11 17 1 (41-20)
 WP-Ben Alsup (5-0) LP-Pettis, Eric (9-4) T-4:02 A-1414
 HR UCI - Larson, Francis 2 (7), Fisher, Ryan (4)
 HR LSU - Micah Gibbs (10), Alex Edward (2)

June 5, 2010 at Los Angeles, Calif.

UCLA..... 011 10 110 1 - 6 11 2 (45-13)
 LSU 000 000 003 - 3 7 0 (41-21)
 WP-Bauer, Trevor (10-3) LP-Anthony Ranaudo (5-3)
 T-3:19 A-2613
 HR UCLA - Espy, Dean (8), Regis, Cody (5), Gelalich, Jeff (1)



Anthony Ranaudo recorded 14 strikeouts versus Baylor in the 2009 NCAA Regional.



J.C. Holt was the 2003 NCAA Regional Most Outstanding Player.



Ryan Theriot was named to the 2000 CWS All-Tournament team.

June 6, 2010 at Los Angeles, Calif.

LSU 000 001 200 - 3 10 0 (41-22)
 UC Irvine..... 010 201 00X - 4 7 0 (39-20)
 WP-Brock, Evan (6-4) Save-Hoover, Nick(1) LP-Ben Alsop (5-1) T-3:00 A-1015
 HR LSU - Blake Dean (12)
 HR UCI - Hillman, Drew (3)

2009 College World Series

June 13, 2009 at Omaha, Neb.

Virginia..... 001 120 100 - 5 14 1 (48-14-1)
 LSU 102 030 03X - 9 14 0 (52-16)
 WP-Austin Ross (6-7) LP-Matt Packer (3-5)
 T-3:40 A-24904
 HR VA - Steven Proscia (10), Franco Valdes (6)
 HR LSU - Ryan Schimpf (20), Sean Ochinko (8)

June 15, 2009 at Omaha, Neb.

LSU 310 005 000 - 9 13 0 (53-16)
 Arkansas 100 000 000 - 1 9 2 (40-23)
 WP-Louis Coleman (14-2) LP-Brett Eibner (5-5)
 T-3:24 A-23417
 HR LSU - Blake Dean (16), Mikie Mahtook (7), Austin Nola (3)

June 19, 2009 at Omaha, Neb.

LSU 103 011 503 - 14 16 0 (54-16)
 Arkansas 000 002 03 - 5 9 2 (41-24)
 WP-Anthony Ranaudo (11-3) LP-Stephen Richards (6-2)
 T-3:14 A-19734
 HR LSU - Ryan Schimpf (21), Blake Dean (17), Jared Mitchell (10), Tyler Hanover (5)
 HR AR - Chase Leavitt (2), Brett Eibner (12)
 Start of game delayed 2 hours and 30 minutes due to rain

June 19, 2009 at Omaha, Neb.

LSU 103 011 503 - 14 16 0 (54-16)
 Arkansas 000 002 03 - 5 9 2 (41-24)
 WP-Anthony Ranaudo (11-3) LP-Stephen Richards (6-2)
 T-3:14 A-19734
 HR LSU - Ryan Schimpf (21), Blake Dean (17), Jared Mitchell (10), Tyler Hanover (5)
 HR AR - Chase Leavitt (2), Brett Eibner (12)
 Start of game delayed 2 hours and 30 minutes due to rain

June 22, 2009 at Omaha, Neb.

LSU 100 002 102 01 - 7 11 0 (55-16)
 Texas 000 302 100 00 - 6 9 1 (49-15-1)
 WP-Matty Ott (4-2) LP-Workman, B. (3-4) T-4:09 A-23019
 HR LSU - DJ LeMahieu (5), Ryan Schimpf (22)
 HR TX - Tucker, T. (3), Moldenhauer 2 (3), Keyes, K. (8), Rowe, C. (8)

June 23, 2009 at Omaha, Neb.

Texas..... 113 000 000 - 5 12 3 (50-15-1)
 LSU..... 010 000 000 - 1 5 2 (55-17)
 WP-Jungmann, T. (11-3) LP-Austin Ross (6-8)
 T-3:10 A-21871
 HR TX - Moldenhauer (4), Clark, P. (3)

June 24, 2009 at Omaha, Neb.

LSU..... 310 005 011 - 11 12 0 (56-17)
 Texas..... 002 020 000 - 4 9 1 (50-16-1)
 WP-Anthony Ranaudo (12-3) LP-Workman, B. (3-5)
 T-3:42 A-19986
 HR LSU - Sean Ochinko (9), Jared Mitchell (11)
 HR TX - Keyes, K. (9)

2009 NCAA Super Regional

June 5, 2009 at Baton Rouge, La.

Rice..... 020 110 023 - 9 9 2 (43-17)
 LSU..... 000 162 03X - 12 12 4 (50-16)
 WP-Anthony Ranaudo (10-3) LP-Taylor Wall (7-6)
 T-3:27 A-9923
 HR RICE - Brock Holt (11), Anthony Rendon (20), Steven Sultzbaugh (8)
 HR LSU - Ryan Schimpf (19)
 Actual attendance: 9,375

June 6, 2009 at Baton Rouge, La.

LSU..... 100 121 000 - 5 10 1 (51-16)
 Rice..... 001 101 000 - 3 9 0 (43-18)
 WP-Louis Coleman (13-2) Save-Matty Ott(16) LP-Ryan Berry (7-2) T-3:00 A-10279
 HR LSU - Derek Helenihi (4)
 HR RICE - Brock Holt (12), Diego Seastrunk (7)
 Actual Attendance: 9,651

2009 NCAA Regional

May 29, 2009 at Baton Rouge, La.

Southern 200 000 000 - 2 7 4 (30-16)
 LSU 000 001 72X - 10 14 1 (47-16)
 WP-Paul Bertuccini (2-0) LP-Chase Richard (6-4) T-2:42 A-9874
 HR SU - Victor Franklin (11)
 Actual attendance: 8,641

May 30, 2009 at Baton Rouge, La.

LSU 010 100 0001 - 3 9 1 (48-16)
 Baylor 000 001 0100 - 2 3 1 (30-25)
 WP-Anthony Ranaudo (9-3) Save-Matty Ott(15) LP-Volz, Kendal (3-7) T-3:17 A-9936
 HR LSU - Jared Mitchell (9)
 HR BU - Glime, Gregg (3)
 Actual Attendance: 9,149

May 31, 2009 at Baton Rouge, La.

LSU 043 002 010 - 10 17 1 (49-16)
 Minnesota..... 000 000 102 - 3 7 1 (40-19)
 WP-Louis Coleman (12-2) LP-Allen Bechstein (0-1) T-2:44 A-9759
 HR LSU - Ryan Schimpf (18), Blake Dean (15)
 HR MINN - Kyle Knudson (4), Nick O'Shea (11)
 Actual attendance: 8,820
 Minnesota pitcher Tyler Oakes ejected in the bottom of the 8th.
 Minnesota pitching coach Todd Oakes ejected in the top of the 8th.

2008 College World Series

June 15, 2008 at Omaha, Neb.

LSU 110 000 020 - 4 8 1 (48-18-1)
 North Carolina...302 110 10X - 8 17 0 (52-12)
 WP-Alex White (11-3) Save-Rob Wooten(5) LP-Ryan Verdugo (9-4) T-2:59 A-22239
 HR LSU - Michael Hollander (6), Matt Clark (27)

June 17, 2008 at Omaha, Neb.

Rice..... 020 011 100 - 5 10 3 (47-15)
 LSU..... 000 000 114 - 6 11 0 (49-18-1)
 WP-Louis Coleman (8-0) LP-Cole St.Clair (10-3) T-3:02 A-19103
 HR RICE - Aaron Luna (10)

June 19, 2008 at Omaha, Neb.

North Carolina...200 010 004 - 7 9 2 (53-13)
 LSU010 002 000 - 3 4 0 (49-19-1)
 WP-Alex White (12-3) LP-Louis Coleman (8-1)
 T-3:15 A-30422
 HR NC - Tim Federowicz (5)
 HR LSU - Matt Clark (28)

2008 NCAA Super Regional

June 7, 2008 at Baton Rouge, La.

UC Irvine.....2 00 0 1 3 2 3 0 - 11 13 2 (42-16)
 LSU0 1 0 0 0 1 0 3 0 - 5 9 1 (46-17-1)
 WP-Gorgen, Scott (12-3) LP-Ryan Verdugo (9-3)
 T-3:23 A-8023
 HR UCI - Bardeen, Brock (5), Madigan, Sean (2)
 HR LSU - DJ LeMahieu (6)
 Actual attendance: 7,460

June 8, 2008 at Baton Rouge, La.

LSU0 1 0 1 0 0 0 2 5 - 9 14 0 (47-17-1)
 UC Irvine.....0 0 1 6 0 0 0 0 0 - 7 11 0 (42-17)
 WP-Louis Coleman (7-0) LP-Pettis, Eric (4-3)
 T-3:11 A-8029
 HR LSU - Jared Mitchell (6)
 HR UCI - Bardeen, Brock (6)
 Actual attendance: 6,971

June 9, 2008 at Baton Rouge, La.

UC Irvine.....0 0 1 0 1 0 2 3 0 - 7 13 2 (42-18)
 LSU6 1 2 0 7 0 3 2 X - 21 24 1 (48-17-1)
 WP-Jordan Brown (5-0) LP-Stowell, Bryce (8-3)
 T-3:54 A-8348
 HR UCI - Deragisch, Eric (1), Bell, Dillon (5)
 HR LSU - Blake Dean (20), Micah Gibbs (2), Matt Clark (26), Buzzy Haydel (1), Johnny Dishon (2), Ryan Schimpf 2 (12)
 Actual attendance: 8,173
 Largest actual attendance in Alex Box history.

2008 NCAA Regional

May 30, 2008 at Baton Rouge, La.

Texas Southern....0 0 0 0 0 1 0 0 0 - 1 8 3 (16-33)
 LSU4 0 0 2 1 4 1 0 X - 12 13 1 (44-16-1)
 WP-Jordan Brown (4-0) Save-Austin Ross(3)
 LP-MORENO,Ehern (2-5)
 T-2:59 A-7671
 HR TSU - RHONE,Earnest (9)
 HR LSU - Blake Dean 2 (18), Matt Clark (23)
 Actual attendance: 6,536

May 31, 2008 at Baton Rouge, La.

LSU0 0 1 4 1 2 0 4 1 - 13 12 0 (45-16-1)
 Southern Mis.....0 0 0 1 3 0 0 0 0 - 4 8 4 (41-21)
 WP-Ryan Verdugo (9-2) LP-Todd McInnis (6-3)
 T-3:10 A-8012
 HR LSU - Michael Hollander (5), Blake Dean (19), Sean Ochinko (4), Matt Clark 2 (25)
 Actual attendance: 7,498

June 1, 2008 at Baton Rouge, La.

Southern Miss.....0 0 0 1 1 0 1 0 1 - 4 11 0 (42-22)
 LSU1 2 0 0 0 6 2 0 X - 11 9 1 (46-16-1)
 WP-Paul Bertuccini (2-0) Save-Jared Bradford(5) LP-Brian Leach (2-4)
 T-3:09 A-7870
 HR LSU - Leon Landry (5)
 Actual attendance: 7,161



Brad Cresse delivered the game-winning hit in the 2000 CWS title contest versus Stanford.

2005 NCAA Regional

June 3, 2005 at Baton Rouge, La.

Marist.....400 1 0 0 0 0 0 - 5 11 3 (33-20)
 LSU2 0 1 0 0 2 6 3 X - 14 19 2 (39-20)
 WP-Determann (5-0) LP-Chambers (3-6)
 T-3:00 A-6861
 HR LSU - Mayer (4), Stavinoha (18), Stewart (3), Liuzza (3)
 Actual attendance: 4,990

June 4, 2005 at Baton Rouge, La.

LSU0 0 0 1 0 0 0 6 0 - 7 12 3 (39-21)
 RICE0 3 0 2 0 0 4 0 X - 9 9 1 (43-17)
 WP-Savery (8-4) LP-Smith, G. (10-3)
 T-3:07 A-7645
 HR LSU - Patterson (20), Gill (7)
 Actual attendance: 6,631

June 6, 2005 at Baton Rouge, La.

Northwestern La.0 1 0 0 0 2 1 0 0 - 4 11 6 (41-20)
 LSU.....0 1 0 1 0 6 4 0 X - 12 12 1 (40-21)
 WP-Mestepey (7-8) Save-Ramirez(1)
 LP-Johnston, S (2-2)
 T-3:08 A-6742
 HR NWLA - DeRosa, Case (2)
 Game delayed 1:04 in top of fourth due to rain. Game suspended until Monday (June 6) in bottom of seventh.
 Actual attendance: 3,614.

June 6, 2005 at Baton Rouge, La.

Rice.....0 2 0 0 0 1 0 1 - 5 13 0 (44-17)
 LSU0 0 4 0 0 0 0 0 - 4 9 0 (40-22)
 WP-Pendleton (5-3) LP-Dirks (10-4)
 T-3:15 A-6891
 HR RICE - Dodson (2), Reagan (1)
 Actual attendance: 3,765
 Rice advances to the NCAA Super Regional.

2004 College World Series

June 19, 2004 at Omaha, Neb.

LSU3 2 0 0 0 0 0 0 - 5 7 0 (46-18)
 Miami.....3 2 0 0 1 3 0 0 X - 9 12 2 (50-11)
 WP-CARRILLO (12-0) LP-Determann (6-5)
 T-2:43 A-26530
 HR MIA - RICKS (11), BRAUN (10)



LSU is one of only three schools to win six CWS titles.

June 21, 2004 at Omaha, Neb.

South Carolina...100 006 062 - 15 19 1 (51-16)
 LSU0 0 1 2 0 0 1 0 - 4 16 4 (46-19)
 WP-Rawl (13-4) LP-Mestepey (7-4)
 T-3:15 A-24857

2004 NCAA Super Regional

June 12, 2004 at Baton Rouge, La.

Texas A&M.....5 0 0 0 0 2 1 0 0 - 8 11 1 (42-21)
 LSU1 3 0 2 0 3 0 2 X - 11 17 2 (45-17)
 WP-Determann (6-4) Save-Faircloth(4) LP-Ray (2-2)
 T-3:39 A-7728
 HR TXAM - Pennington (5)
 HR LSU - Holt (6), Patterson (14)

June 13, 2004 at Baton Rouge, La.

LSU0 0 0 0 0 0 0 4 - 4 5 2 (46-17)
 Texas A&M.....0 0 0 0 0 0 0 0 - 0 5 1 (42-22)
 WP-Mestepey (7-3) LP-Jackson, Z (10-7)
 T-2:36 A-7717
 HR LSU - Harris, W. (7)
 LSU advances to College World Series.

2004 NCAA Regional

June 4, 2004 at Baton Rouge, La.

Army.....0 0 0 0 0 0 0 0 - 0 7 2 (37-14)
 LSU0 0 0 3 0 0 4 2 X - 9 15 0 (42-17)
 WP-Meier (6-2) LP-Hill, N (10-3) T-2:51 A-7601

June 5, 2004 at Baton Rouge, La.

Southern Miss.....0 0 1 0 1 0 0 0 - 2 8 0 (45-18)
 LSU0 0 0 1 0 0 4 1 X - 6 8 1 (43-17)
 WP-Bumstead (10-3) LP-DeWitt (10-3)
 T-2:12 A-7638
 HR SMS - Maddox (15)
 HR LSU - Zeringue (12)
 Lightning delay for 15 minutes with one out in bottom of second.

June 6, 2004 at Baton Rouge, La.

LSU1 0 2 3 2 0 0 3 - 11 14 0 (44-17)
 Coll. of Charleston... 0 0 1 0 1 0 1 0 - 3 13 1 (47-16)
 WP-Mestepey (6-3) LP-Soale (2-1)
 T-2:47 A-7658
 HR LSU - Gill (5), Naccarata (5)
 LSU advances to the NCAA Super Regional.

2003 College World Series

June 13, 2003 at Omaha, Neb.

Cal St. Fullerton 004 301 000 - 8 9 3 (49-14)
 LSU 010 000 100 - 2 5 1 (45-21-1)
 WP-Windsor (11-2) LP-Bumstead (11-4)
 T-2:56 A-23135
 HR CSF - Costa (5)
 HR LSU - Patterson (16)

June 15, 2003 at Omaha, Neb.

LSU 032 410 000 - 10 12 1 (45-22-1)
 South Carolina.. 610 000 13X - 11 12 1 (45-21)

WP-Campbell, Ma (6-4) LP-Sadler (1-2)
 T-3:00 A-24191
 HR LSU - Harris, C. (16), Stewart (7)
 HR SC - Harris (4), Melillo (12)

2003 NCAA Super Regional

June 6, 2003 at Baton Rouge, La.

Baylor 000 001 030 - 4 10 2 (45-21)
 LSU 000 001 000 - 1 7 0 (43-20-1)
 WP-White (9-4) Save-LaMotta(3) LP-Bumstead (11-3)
 T-2:51 A-7669

June 7, 2003 at Baton Rouge, La.

LSU 310 000 020 - 6 9 1 (44-20-1)
 Baylor 011 100 200 - 5 10 2 (45-22)
 WP-Determann (7-0) LP-LaMotta (7-3)
 T-3:02 A-7655
 HR LSU - Hill (9), Harris, C. (14), Naccarata (6)

June 8, 2003 at Baton Rouge, La.

LSU 040 10(11) 103 - 20 19 0 (45-20-1)
 Baylor 300 000 011 - 5 12 1 (45-23)
 WP-Meier (8-3) LP-McCormick (6-3)
 T-3:20 A-7739
 HR LSU - Harris, C. (15), Patterson (15), Zeringue (13)
 HR BU - Durbin (18), Saccomanno (9)

2003 NCAA Regional

May 30, 2003 at Baton Rouge, La.

Northeastern... 000 100 304 - 8 13 1 (27-23)
 LSU 100 405 01X - 11 15 0 (41-19-1)
 WP-Tompkins (3-5) LP-Hedrick (7-2) T-3:02 A-7591
 HR NE - Emanuele (4)
 HR LSU - Holt 2 (5), Harris, C. (12)

May 31, 2003 at Baton Rouge, La.

LSU 021 000 505 - 13 18 1 (42-19-1)
 Tulane 011 000 201 - 5 11 2 (44-18)
 WP-Bumstead (11-2) LP-Crowel (8-1)
 T-2:59 A-7642
 HR LSU - Harris, C. (13), Gill (5), Naccarata (5)
 HR TU - Kaplan (11), Swackhamer (10), Southard (4)

June 1, 2003 at Baton Rouge, La.

UNC Wilmington... 014 020 000 10 - 8 8 4 (40-23)
 LSU 200 311 000 11 - 9 15 1 (43-19-1)
 WP-Determann (6-0) LP-Hill (7-2) T-3:31 A-7567
 HR NCW - Wright 2 (11), Sutton (12), Simmerman (9)
 HR LSU - Patterson (14), Zeringue (12)

2002 NCAA Super Regional

June 7, 2002 at Houston, Texas

LSU 000 000 000 - 0 3 2 (44-21)
 Rice 006 000 00X - 6 9 0 (51-12)
 WP-Herce (13-2) LP-Mestepey (11-5)
 T-2:02 A-4615
 Game delayed at 7:38, restarted at 7:57 after 19-minute rain delay.



LSU defeated Alabama, 13-6, to win the 1997 NCAA title.

June 8, 2002 at Houston, Texas

Rice 002 000 010 - 3 11 1 (52-12)
 LSU 000 000 000 - 0 5 0 (44-22)
 WP-Crowder (10-2) LP-Wilson (10-5)
 T-2:24 A-4615
 HR RICE - Arnold (8)

2002 NCAA Regional

May 31, 2002 at Baton Rouge, La.

Southern 000 022 000 - 4 13 1 (45-9)
 LSU 111 000 101 - 5 15 0 (41-19)
 WP-Tompkins (6-1) LP-Day (0-1)
 T-2:53 A-7407
 HR LSU - Pontiff (6), Heath (8)

June 1, 2002 at Baton Rouge, La.

UL-Lafayette.... 000 101 111 - 5 9 0 (39-21)
 LSU 000 000 000 - 0 7 2 (41-20)
 WP-Gros (11-4) LP-Mestepey (11-4)
 T-2:18 A-7503
 HR ULL - Bourque (5), Sneed (9)

June 1, 2002 at Baton Rouge, La.

LSU 011 200 000 - 4 11 1 (42-20)
 Tulane 010 010 000 - 2 7 0 (36-27)
 WP-Pettit (9-7) LP-Kline (4-5)
 T-2:31 A-7248
 HR LSU - Hill, A. (8), Raymer (4)
 HR TU - Manzella (3)

June 2, 2002 at Baton Rouge, La.

LSU 300 011 205 - 12 13 0 (43-20)
 UL-Lafayette.... 001 000 001 - 2 9 0 (39-22)
 WP-Tompkins (7-1) LP-Coles (5-2)
 T-3:08 A-7500
 HR LSU - Hill, A. (8), Barker (8), Heath (9), Welch (1)
 HR ULL - Carboni (3)
 Bair and UL-Lafayette coach Tony Robichaux ejected in ninth when Bair threw at Heath ... Hill ejected in ninth for flinging bat into UL-Lafayette dugout.

June 2, 2002 at Baton Rouge, La.

UL-Lafayette.... 000 101 000 - 2 8 2 (39-23)
 LSU 100 412 22X - 12 17 1 (44-20)
 WP-Wilson (10-4) LP-Ardoin (2-3)
 T-2:43 A-7578
 HR LSU - Heath (10)

2001 NCAA Super Regional

June 1, 2001 at Metairie, La.

LSU 200 000 100 000 1 - 4 13 1 (44-20-1)
 Tulane 000 003 000 000 0 - 3 14 1 (53-11)
 WP-Wilson (3-2) LP-Melius (10-2)
 T-4:30 A-11719
 HR LSU - Fontenot (14)

June 2, 2001 at Metairie, La.

Tulane 400 002 102 - 9 14 1 (54-11)
 LSU 000 000 400 - 4 8 2 (44-21-1)
 WP-Bourgeois (3-1) Save-Charron(2)
 LP-Scobie (4-3) T-3:28 A-11679
 HR TU - Kaplan (5), Cannizaro (3)
 HR LSU - Raymer (4)

June 3, 2001 at Metairie, La.

LSU 000 010 000 - 1 7 1 (44-22-1)
 Tulane 100 600 00X - 7 12 0 (55-11)
 WP-Richardson (7-2) LP-Nugent (7-3)
 T-3:07 A-11870

2001 NCAA Regional

May 25, 2001 at Baton Rouge, La.

Minnesota 004 022 001 - 9 18 4 (39-20)
 LSU 141 010 30X - 10 11 2 (41-19-1)
 WP-Guidry (1-3) Save-Wilson(2) LP-Moen (2-1)
 T-3:34 A-7606
 HR MN - Welch (6)
 HR LSU - Zinsman (13)

May 26, 2001 at Baton Rouge, La.

Va. Commonwealth.....000 050 310 - 9 11 2 (39-18)
 LSU253 001 02X -13 12 4 (42-19-1)
 WP-Corcoran (8-4) LP-Marshall, S. (9-4)
 T-3:48 A-7613
 HR LSU - Fontenot (13), Moore (7)

May 27, 2001 at Baton Rouge, La.

LSU100 402 000 - 7 9 0 (42-20-1)
 Va. Commonwealth...205 001 02X - 10 13 1 (41-18)
 WP-Martin (7-2) Save-Baumann(5) LP-Scobie (4-2) T-3:07
 A-7819
 HR LSU - Zinsman (14), Wright (5)
 HR VC - Arteaga 2 (9), Lopaze (3), Gillespie (2), Jones (1)

May 27, 2001 at Baton Rouge, La.

LSU040 600 013 - 14 14 2 (43-20-1)
 Va. Commonwealth...001 300 401 - 9 10 4 (41-19)
 WP-Mestepey (11-3) Save-Wilson(3)
 LP-Lopaze (0-1)
 T-3:25 A-7566
 HR LSU - Linden 2 (20), Zinsman 2 (16)
 HR VC - Gillespie (3)

2000 College World Series

June 10, 2000 at Omaha, Neb.

Texas.....010 011 020 - 5 9 1 (46-20)
 LSU410 016 10X - 13 14 1 (49-17)
 WP-Tallet (15-3) LP-Hale (12-6)
 T-3:03 A-23975
 HR TX - Anderson
 HR LSU - Fontenot, Barbier 2

June 12, 2000 at Omaha, Neb.

LSU000 003 250 - 10 9 0 (50-17)
 S. Cali.....000 210 100 - 4 7 4 (44-19)
 WP-Hodges (4-2) LP-Prior (10-7)
 T-3:09 A-16000
 HR LSU - Hawpe 2
 HR USC - Craig, Concepcion

June 15, 2000 at Omaha, Neb.

Florida State....000 001 020 - 3 9 0 (53-19)
 LSU100 110 03X - 6 9 1 (51-17)
 WP-Guidry (1-2) Save-Hodges(2)
 LP-Varnes (11-4)
 T-3:09 A-19209
 HR LSU - Hawpe, Wright

June 17, 2000 at Omaha, Neb.

Stanford000 401 000 - 5 13 0 (51-15)
 LSU020 000 031 - 6 8 0 (52-17)
 WP-Hodges (5-2) LP-Wayne (15-4)
 T-3:42 A-24282
 HR STAN - Thompson (12)
 HR LSU - Barbier (9), Witten (7)

2000 NCAA Super Regional

June 2, 2000 at Baton Rouge, La.

UCLA.....000 000 200 - 2 2 2 (38-25)
 LSU102 030 20X - 8 6 0 (47-17)
 WP-Tallet (14-3) LP-Henkel (6-4)
 T-3:14 A-7624
 HR UCLA - Johnson (23)
 HR LSU - Cresse (30)
 Actual crowd of 7,467 sets Alex Box Stadium record

June 3, 2000 at Baton Rouge, La.

LSU202 601 012 - 14 15 1 (48-17)
 UCLA.....000 500 210 - 8 10 4 (38-26)
 WP-Brian (6-2) Save-Guidry(7) LP-Karp (10-2) T-4:00
 A-7667
 HR UCLA - Utley (22), Shelley (7)

2000 NCAA Regional

May 26, 2000 at Baton Rouge, La.

Jackson State..000 100 000 - 1 8 4 (26-29)
 LSU224 431 12X - 19 21 0 (44-17)
 WP-Saxon (5-0) LP-Lane (2-6)
 T-2:56 A-7230
 HR JS - Nelson (13)
 HR LSU - Cresse (26), Fontenot (16), Pontiff 2 (7),
 Witten (6)
 Fontenot sets LSU freshman record for home runs,
 formerly held by Barbier.

May 27, 2000 at Baton Rouge, La.

LSU20(14) 410 000 - 21 19 1 (45-17)
 UL-Monroe.....000 000 000 - 0 7 0 (40-21)
 WP-Tallet (13-3) Save-Brian(2) LP-Wombacher (7-4)
 T-2:56 A-7461
 HR LSU - Cresse 3 (29)

May 28, 2000 at Baton Rouge, La.

LSU000 003 101 - 5 9 1 (46-17)
 UL-Monroe.....000 003 000 - 3 9 0 (41-22)
 WP-Youman (3-0) Save-Guidry(6)
 LP-Durham (7-3)
 T-2:44 A-7391
 HR LSU - Hawpe 2 (9)
 LSU outscores opponents 45-4 in regional play.

1999 NCAA Super Regional

June 4, 1999 at Tuscaloosa, Ala.

LSU014 010 000 - 6 7 3 (41-23-1)
 Alabama.....730 000 30X - 13 17 1 (50-14)
 WP-Torres (10-2) LP-Bowe (9-4)
 T-3:04 A-4107
 HR LS - Leamont (18), Hawpe (12)
 HR UA - Smallwood (6), Brown (14), Gullledge (11)

June 5, 1999 at Tuscaloosa, Ala.

Alabama.....121 200 214 - 13 21 1 (51-14)
 LSU000 001 022 - 5 11 1 (41-24-1)
 WP-Smith (3-2) LP-Ainsworth (13-6)
 T-3:17 A-4107
 HR UA - Boyd (7), Phillips (22)
 HR LSU - Cresse (10)

1999 NCAA Regional

May 28, 1999 at Baton Rouge, La.

NE Louisiana ...210 000 001 - 4 4 2 (36-21)
 LSU003 015 20X - 11 12 1 (38-21-1)
 WP-Ainsworth (12-5) LP-Sheets (14-1)
 T-2:59 A-7513
 HR NLU - Shelley (12)
 HR LSU - Barbier (13), McClure (16), Witten (7)

May 29, 1999 at Baton Rouge, La.

LSU301 031 002 - 10 11 1 (38-22-1)
 E. Carolina.....010 332 002 - 11 15 2 (46-14)
 WP-Fulcher (4-1) LP-Gomez (4-3)
 T-2:53 A-7468
 HR LSU - Leamont (15), Hawpe (10)
 HR EC - Delfino (12), Williamson (15)

May 29, 1999 at Baton Rouge, La.

LSU000 202 200 - 6 7 1 (39-22-1)
 Southern011 100 000 - 3 4 4 (29-16)
 WP-Saxon (2-0) LP-Ashford (5-5)
 T-2:16 A-6941
 HR LSU - Leamont (16), Hawpe (11)
 HR SU - Blackburn (9), Primus (10)



LSU has won 18 regionals and six super regionals in Alex Box Stadium.

May 30, 1999 at Baton Rouge, La.

E. Carolina.....215 101 000 - 10 18 0 (46-15)
 LSU020 205 03X - 12 13 1 (40-22-1)
 WP-Grace (5-2) LP-Fulcher (4-2)
 T-3:04 A-7132
 HR EC - Molinari (4)
 HR LSU - McClure (17), Leamont (17), Witten (8)

May 31, 1999 at Baton Rouge, La.

E. Carolina.....000 000 000 - 0 5 0 (46-16)
 LSU230 110 02X - 9 7 0 (41-22-1)
 WP-Ainsworth (13-5) LP-Mandryk (2-1)
 T-2:44 A-7462
 HR LSU - McClure (18)

1998 College World Series

May 30, 1998 at Omaha, Neb.

LSU000 113 520 - 12 14 2 (47-17)
 S. California.....102 205 000 - 10 12 2 (44-17)
 WP-Thompson (12-4) LP-Lane (8-2)
 T-3:30 A-19470
 HR LSU - Higgins (14), McClure (27), Furniss (28), Cresse 2
 (28), Earnhart (11), Davis (9), Harris (8)
 HR USC - Gorr (14), Freitas (14)
 LSU sets a school and CWS record for home runs in a
 game with eight ...LSU also ties a CWS single-game record
 with 39 total bases.

June 1, 1998 at Omaha, Neb.

Miss. State.....002 031 101 - 8 14 0 (42-22)
 LSU040 220 02X - 10 11 1 (48-17)
 WP-Keisler (9-5) Save-Thompson(1)
 LP-Jackson (10-3) T-3:05 A-20738
 HR MSU - Lee (19)
 HR LSU - Higgins (15), Cresse (29), Earnhart (12), Davis
 (10), Barbier (9), Harris (9)



LSU's regional championships are celebrated with a victory lap around Alex Box Stadium.

June 4, 1998 at Omaha, Neb.

LSU 101 000 101 - 4 7 1 (48-18)
 S. California 010 001 21X - 5 11 1 (47-17)
 WP-Etherton (13-3) Save-Krawczyk(22)
 LP-Esteves (9-3) T-3:16 A-17460
 HR LSU - Dalton (3), Harris (10)
 HR USC - Munson (16), Ensberg (20)

June 5, 1998 at Omaha, Neb.

S. California 000 031 210 - 7 11 0 (48-17)
 LSU 000 000 030 - 3 8 1 (48-19)
 WP-Penney (8-4) LP-Thompson (12-5)
 T-2:38 A-13000
 HR USC - Ensberg (21), Lane 2 (13)
 HR LSU - Leamont (10)

1998 NCAA South II Regional

May 21, 1998 at Baton Rouge, La.

Nicholls St 000 000 103 - 4 9 2 (28-33)
 LSU 430 290 00X - 18 19 2 (43-17)
 WP-Thompson (10-4) LP-Arcement (10-4)
 T-2:42 A-6750
 HR NSU - Perret (6), Jobert (6)
 HR LSU - Higgins (11), McClure (25), Furniss (26), Earnhart (8), Davis(6)
 Furniss sets the SEC career hits record (342), formerly held by Auburn's Jay Waggoner.

May 22, 1998 at Baton Rouge, La.

LSU 003 206 400 - 15 19 3 (44-17)
 SW Louisiana ... 110 201 001 - 6 12 2 (39-22)
 WP-Demouy (5-2) LP-Cuellar (8-4)
 T-3:18 A-6702
 HR LSU - Higgins (12), McClure (26), Furniss (27), Cresse (23), Harris(6)
 HR USL - Feehan (4)

May 23, 1998 at Baton Rouge, La.

Cal St.-Fullerton... 520 020 020 - 11 15 3 (46-16)
 LSU 030 402 04X - 13 17 3 (45-17)
 WP-Bowe (6-3) LP-Johnson, A. (1-4) T-3:36 A-6918
 HR CSF - Bacani (3), Fukuhara (10), Rowand (15), Chatham (7)
 HR LSU - Cresse (24), Earnhart (9), Barbier (8), Davis (7)

May 24, 1998 at Baton Rouge, La.

LSU 001 (10)30 000 - 14 12 3 (46-17)
 Cal St.-Fullerton... 002 000 001 - 3 11 0 (47-17)
 WP-Thompson (11-4) LP-Jacobs (4-4)
 T-3:15 A-6904
 HR LSU - Higgins (13), Cresse 2 (26), Earnhart (10), Davis (8), Harris(7)

1997 College World Series

May 30, 1997 at Omaha, Neb.

Rice 010 002 010 - 4 8 1 (47-15)
 LSU 010 100 03X - 5 9 1 (54-13)
 WP-Demouy (6-1) LP-Anderson (10-2)
 T-2:31 A-20551
 HR LSU - Larson (38)

June 1, 1997 at Omaha, Neb.

LSU 300 220 210 - 10 12 1 (55-13)
 Stanford 000 020 030 - 5 7 0 (44-19)
 WP-Coogan (14-3) LP-Peterson (11-3)
 T-2:42 A-23867
 HR LSU - Larson 2, Furniss, Davis, Earnhart

June 4, 1997 at Omaha, Neb.

Stanford 000 040 302 - 9 16 1 (45-20)
 LSU 024 140 02X - 13 9 1 (56-13)
 WP-Berthelot (7-3) Save-Coogan(3)
 LP-Hutchinson (8-4)
 T-3:18 A-22218
 HR STAN - Hochgesang
 HR LSU - Koerner 2

June 7, 1997 at Omaha, Neb.

Alabama 002 200 020 - 6 11 3 (56-14)
 LSU 630 002 11X - 13 15 1 (57-13)
 WP-Thompson (12-3) LP-Daniel (5-1)
 T-3:15 A-24401
 HR UA - Caruso
 HR LSU - Higgins, Bernhardt

1997 NCAA South I Regional

May 22, 1997 at Baton Rouge, La.

UNC-Greensboro... 000 000 000 - 0 5 2 (44-16)
 LSU 022 261 10X - 14 17 0 (49-12)
 WP-Coogan (12-3) LP-Surridge (6-6)
 T-2:35 A-6654
 HR LSU - Koerner (18), Earnhart (5)
 LSU's first post-season shutout since 8-0 win over Wichita State in '93 CWS final.

May 23, 1997 at Baton Rouge, La.

Oklahoma 100 200 000 - 3 6 0 (39-20)
 LSU 800 311 01X - 14 13 1 (50-12)
 WP-Thompson (10-3) Save-Guillory(1)
 LP-Smith (3-1) T-2:52 A-6573
 HR OU - Elsey (8)
 HR LSU - Higgins (8), Larson 2 (34), Bernhardt 2 (15)
 LSU now has 165 homers, breaking the NCAA single-season mark held by BYU with 161 in 1988...Larson has 105 RBI, breaking Eddy Furniss' single-season SEC record of 103 set in 1996.

May 24, 1997 at Baton Rouge, La.

LSU 002 002 001 - 5 8 2 (50-13)
 S. Alabama 330 002 12X - 11 16 0 (43-17)
 WP-Rayborn (2-1) Save-Nakamura(2)
 LP-Shipp (4-1) T-3:03 A-6726
 HR LSU - Barbier (15), McClure (11)
 HR SA - Choron (20)

May 25, 1997 at Baton Rouge, La.

LSU 111 000 310 07 - 14 15 1 (51-13)
 Long Beach St. 001 020 400 00 - 7 10 5 (39-26)
 WP-Coogan (13-3) LP-Petrosian (4-3)
 T-4:55 A-6687
 HR LSU - Furniss (16), McClure (12), Bernhardt (16)
 HR LB - Martin (9)

May 26, 1997 at Baton Rouge, La.

S. Alabama 100 300 000 - 4 6 0 (43-18)
 LSU 503 300 03X - 14 10 0 (52-13)
 WP-Thompson (11-3) LP-Norton (9-6) T-2:21
 HR SA - Choron (21), Smith (5)
 HR LSU - Higgins (9), Larson (35), Koerner (19), Davis (15)



Skip Bertman led LSU to five NCAA titles in 10 seasons (1991-2000).

May 26, 1997 at Baton Rouge, La.

LSU 000(11)30 010 - 15 19 0 (53-13)
 S. Alabama 010 1 02 000 - 4 10 1 (43-19)
 WP-Painich (9-2) Save-Daugherty(1)
 LP-Sparks (11-1) T-2:55 A-7041
 HR LSU - Higgins (10), Larson 2 (37), Koerner (20)
 HR SA - Jackson (9), Stacy (15), Salvagio (5)

1996 College World Series

June 1, 1996 at Omaha, Neb.

LSU 15 1 020 000 - 9 11 4
 Wichita St. 001 021 121 - 8 12 1
 WP-Yarnall (12-1) Save-Shipp (1) LP-Baird (7-6) T-3:54
 A-22154
 HR LSU - Williams (6), Lanier (5)
 HR WS - Blake (22), Sorensen (4)

June 3, 1996 at Omaha, Neb.

Florida 120 000 010 - 4 9 1
 LSU 020 200 32x - 9 11 5
 WP-Laxton (8-2) Save-Shipp (2) LP-Rodriguez (4-1) T-3:38
 A-13000
 HR LSU - Koerner (12), Cooley (14), Bowles (22) HR UF - D.
 Eckstein (9)

June 6, 1996 at Omaha, Neb.

Florida 000 010 000 - 1 7 3
 LSU 010 001 00x - 2 5 1
 WP-Yarnall (11) Save-Estes (2) LP-Kaufman (11-5) T-3:06
 A-17212

June 8, 1996 at Omaha, Neb.

Miami 200 032 001 - 8 14 2
 LSU 003 000 222 - 9 15 2
 WP-Coogan (6-0) LP-Morrison (4-2)
 T-3:19 A-23905
 HR LSU - Morris (1)



Russ Johnson helped lead LSU to the 1993 CWS title.

1996 NCAA South II Regional

May 23, 1996 at Baton Rouge, La.

Austin Peay 000 100 002 - 3 8 3
 LSU 401 000 22x - 9 8 1
 WP-Yarnall (9-1) LP-C.Smith (10-6)
 T-2:53 A-6231

May 24, 1996 at Baton Rouge, La.

LSU 000 131 200 - 7 12 2
 Nevada-Las Vegas 051 000 000 - 6 10 1
 WP-Painich (3-0) Save-Demouy (2) LP-Bauder (8-4)
 T-3:22 A-5070
 HR LSU - Furniss (26)

May 25, 1996 at Baton Rouge, La.

LSU 114 520 400 - 17 18 1
 New Orleans 000 000 202 - 4 9 3
 WP-Shipp (5-4) LP-Kottmeyer (3-2)
 T-2:56 A-5572
 HR LSU - Koerner (11), Dunn 2 (20), Cooley (13), Moore (5)
 HR UNO - DiSalvo (7)

May 26, 1996 at Baton Rouge, La.

Georgia Tech 000 016 0 51 - 13 16 1
 LSU 702 100 (18)1 x - 29 23 1
 WP-Laxton (7-2) LP-Elder (9-5)
 T-3:40 A-6539
 HR LSU - Dunn (21), Moore (6), Lanier (4)

1995 NCAA South Regional

May 25, 1995 at Baton Rouge, La.

Central Michigan 300 000 000 - 3 7 1
 LSU 013 000 10x - 5 8 1
 WP-Schultz (11-4) LP-Gardner (4-3)
 T-2:35 A-6178

May 26, 1995 at Baton Rouge, La.

LSU 220 000 030 - 7 9 2
 Rice 010 206 33x - 15 13 1
 WP-Shaddix (2-0) LP-Laxton (4-4)
 T-3:49 A-6292
 HR RU - Landry (11), Venghaus (3), Berkman (6), Quinn (17)



Chris Moock and the Tigers captured LSU's first College World Series title in 1991.

May 27, 1995 at Baton Rouge, La.

LSU 050 400 010 - 10 14 1
 Central Michigan 001 000 103 - 5 12 3
 WP-Yarnall (5-0) LP-Van Damme (4-5)
 T-2:40 A-4483
 HR LSU - Koerner (6), Dunn (14)

May 27, 1995 at Baton Rouge, La.

Rice 202 601 500 - 16 19 2
 LSU 002 023 200 - 9 12 5
 WP-Quinn (6-3) Save-Taylor (1)
 LP-Berthelot (2-1) T-3:29 A-5129
 HR LSU - Dunn (15)
 HR RU - Landry 2 (14), Quinn (18)

1994 College World Series

June 3, 1994 at Omaha, Neb.

Florida State 000 006 000 - 6 8 2
 LSU 000 200 100 - 3 7 1
 WP-Wilson (13-5) LP-Schultz (12-2)
 T-2:22 A-17097
 HR LSU - Walker (18)

June 5, 1994 at Omaha, Neb.

LSU 0 01 400 001 - 6 11 3
 Cal State Fullerton (11)21 500 10x - 20 15 1
 WP-Ricabal (11-1) LP-Laxton (4-5)
 T-3:13 A-20682
 HR CSF - Ferguson (12), Giambi (1)

1994 NCAA South Regional

May 26, 1994 at Baton Rouge, La.

SE Louisiana 100 001 103 - 6 12 3
 LSU 001 010 17x - 10 11 2
 WP-Schultz (12-1) LP-Laiche (11-3)
 T-2:35 A-6707
 HR LSU - Huffman (3), Lanier (8), Walker (13)
 HR SLU - Ferrand (5), Langlois (6), Millican (16)



Catcher Mike Bianco launched a home run in LSU's 1989 CWS win over Miami.



The 1987 Tigers became the first SEC team to make back-to-back CWS trips.

May 27, 1994 at Baton Rouge, La.

LSU101 103 000 - 6 9 1
 Fresno State.... 002 000 000 - 2 5 2
 WP-Tyson (9-3) LP-Fernandez (11-5)
 T-2:04 A-5846
 HR LS - Huffman (3), Lanier (8), Walker (13)
 HR SLU - Ferrand (5), Langlois (6), Millican (16)

May 28, 1994 at Baton Rouge, La.

LSU 000 210 030 - 6 8 0
 S. California..... 000 000 020 - 2 6 3
 WP-Laxton (4-4) LP-Nieto (5-9)
 T-2:56 A-6275
 HR LS - Cooley (9), Wilson (8)
 HR USC - Hastings (6), Jenkins (13)

May 29, 1994 at Baton Rouge, La.

S. California..... 101 402 020 - 10 14 3
 LSU 304 100 40x - 12 17 2
 WP-Antonini (5-2) Save-Schultz (1)
 LP-Casillas (0-1) T-3:48 A-6856
 HR LS - Cooley 2 (11), Huffman (4), Walker 2 (17)
 HR USC - Boone (6), Jenkins (15), Jones 3 (6)

1993 College World Series

June 4, 1993 at Omaha, Neb.

LSU000 000 322 - 7 8 1
 Long Beach State....000 001 000 - 1 3 1
 WP-Sirotko (11-5) LP-Choi (16-2)
 T-2:40 A-16963
 HR LS - Greely 2 (5), Johnson (8)

June 6, 1993 at Omaha, Neb.

Texas AGM..... 000 251 000 - 8 13 5
 LSU 000 240 16x - 13 10 2
 WP-Schultz (7-3) LP-Clemons (6-2)
 T-3:43 A-18316
 HR LS - Walker (20)

June 9, 1993 at Omaha, Neb.

LSU020 006 000 - 8 10 1
 Long Beach State....110 030 14x - 10 14 2
 WP-Gonzalez (4-2) LP-Sirotko (11-6)
 T-3:28 A-13727HR LBS - Liefer (12), Davis (5), Curtis (12)

June 11, 1993 at Omaha, Neb.

Long Beach State....201 000 002 - 5 9 1
 LSU010 001 103 - 6 14 5
 WP-Sirotko (12-6) LP-Gonzalez (4-3)
 T-3:12 A-12388
 HR LS - Walker (21)
 HR LBS - Davis (6)

June 12, 1993 at Omaha, Neb.

Wichita State... 000 000 000 - 0 3 0
 LSU 232 000 01x - 8 10 2
 WP-Laxton (12-1) LP-Wyckoff (5-3)
 T-2:52 A-20288
 HR LS - Walker (22)

1993 NCAA South Regional

May 27, 1993 at Baton Rouge, La.

Western Carolina....000 200 000 - 2 7 2
 LSU 202 000 21x - 7 8 0
 WP-Siroka (9-5) LP-Grundy (4-7)
 T-2:30 A-6021
 HR LS - Rios (9)
 HR WCU - Doherty (5)

May 28, 1993 at Baton Rouge, La.

Kent State..... 050 100 090 - 15 19 2
 LSU 401 213 010 - 12 15 2
 WP-Nartker (9-0) LP-Rutledge (4-2)
 T-3:17 A-4672
 HR LS - Walker (17), Greely 2 (3)
 HR KS - Middleton (2), Fails (2)

May 29, 1993 at Baton Rouge, La.

LSU 411 202 300 - 13 14 4
 Baylor 000 200 022 - 6 6 3
 WP-Laxton (11-1) LP-Rathbun (7-5)
 T-3:29 A-4923
 HR LS - Berrios (15), Walker (18)

May 29, 1993 at Baton Rouge, La.

LSU 032 300 210 - 11 9 0
 S. Alabama..... 000 300 100 - 4 12 3
 WP-Chamberlain (6-3) LP-Jaye (1-2)
 T-3:13 A-6115
 HR LS - Berrios 2(17), Neal 2(5)

May 30, 1993 at Baton Rouge, La.

S. Alabama..... 200 110 000 - 4 9 1
 LSU 300 000 42x - 9 10 5
 WP-Sirotko (10-5) LP-Ybarra (8-5)
 T-2:15 A-6223
 HR LS - Walker (19)

1992 NCAA South I Regional

May 21, 1992 at Baton Rouge, La.

Providence..... 000 001 000 - 1 3 2
 LSU 410 120 00x - 8 13 2
 WP-Peever (14-0) LP-Mangiafico (5-3)
 T-2:40 A-5814
 HR LS - Sheets (7), Walker (12), Mook (7)

May 22, 1992 at Baton Rouge, La.

LSU 000 000 000 - 0 5 2
 Ohio State..... 021 200 00x - 5 6 1
 WP-Klingenbeck (7-7) LP-Schultz (8-3)
 T-2:15 A-4703
 HR OS - Khoury (3)

May 23, 1992 at Baton Rouge, La.

Tulane 110 000 001 - 3 9 3
 LSU 401 000 02x - 7 4 1
 WP-Rantz (7-2) Save-Hunt (1) LP-Ibieta (3-4)
 T-2:46 A-5128
 HR LS - Mook (8)

May 23, 1992 at Baton Rouge, La.

LSU 000 000 000 - 0 4 6
 Cal State Fullerton....012 104 03x - 11 11 1
 WP-Parisi (4-1) Save-Chavez (3) LP-Chamberlain (8-2)
 T-2:36 A-5972



Skip Bertman (center) and his 1984 coaching staff laid the groundwork for the Tigers' postseason success.

1991 College World Series

May 31, 1991 at Omaha, Neb.

Florida..... 000 100 000 - 1 8 1
 LSU 100 210 40x - 8 11 0
 WP-Ogea (13-5) LP-Burke (8-5)
 T-2:59 A-12403
 HR LS - Mouton 2 (12), Garrity (2)

June 2, 1991 at Omaha, Neb.

LSU 030 413 004 - 15 15 1
 Fresno State..... 020 000 001 - 4 7 5
 WP-Sirotko (11-0) LP-Saitz (8-6)
 T-2:55 A-16329
 HR LS - Hymel 2 (23)
 HR FS - Falco (11)

June 5, 1991 at Omaha, Neb.

LSU 300 553 003 - 19 14 0
 Florida..... 200 020 310 - 8 13 3
 WP-Byrd (8-3) LP-Corbitt (2-1)
 T-3:35 A-13613
 HR LS - Hymel 2(25), Mouton (13)
 HR UF - Linares 2(14)

June 8, 1991 at Omaha, Neb.

LSU 220 200 000 - 6 8 0
 Wichita State... 100 100 010 - 3 5 1
 WP-Ogea (14-5) Save-Greene (14)
 LP-Green (11-2) T-2:54 A-16612
 HR LS - Rios (4)
 HR WS - Tilma (6)

1991 NCAA South Regional

May 24, 1991 at Baton Rouge, La.

Northwestern State... 000 001 001 - 2 7 6
 LSU 150 032 02x - 13 17 0
 WP-Ogea (11-5) LP-Benson (6-3)
 T-2:55 A-5388
 HR LS - Hymel (20)
 HR NSU - Hartsburg (3)

May 26, 1991 at Baton Rouge, La.

LSU 001 201 000 - 4 6 1
 Oklahoma..... 000 200 001 - 3 6 2
 WP-Byrd (7-3) Save-Greene (12) LP-Ruebel (7-6) T-2:30
 A-5438
 HR OU - Neff (24)

May 27, 1991 at Baton Rouge, La.

Texas A&M..... 000 000 010 - 1 8 2
 LSU 011 004 10x - 7 9 1
 WP-Sirotko (10-0) LP-Wunsch (4-6)
 T-2:48 A-5493
 HR LS - Cordani (11), Hymel (21)

May 28, 1991 at Baton Rouge, La.

LSU 100 410 200 - 8 13 1
 SW Louisiana ... 200 011 001 - 5 11 0
 WP-Ogea (12-5) Save-Greene (13)
 LP-Walter (4-8) T-3:11 A-5307
 HR USL - Ramos (8), Grossie (6)

1990 College World Series

June 2, 1990 at Omaha, Neb.

The Citadel 101 000 000 - 2 12 1
 LSU 023 120 00x - 8 14 1
 WP-Byrd (17-5) LP-Britt (10-2)
 T-2:26 A-7000
 HR LS - Clark (11)
 HR CIT - Jenkins (16)

June 4, 1990 at Omaha, Neb.

LSU 000 100 000 - 1 2 2
 Oklahoma State... 022 000 30x - 7 9 0
 WP-Gore (5-2) LP-Ogea (14-2)
 T-3:08 A-15802
 HR LS - Mouton (10)
 HR OS - Daniel (22)

June 5, 1990 at Omaha, Neb.

LSU 000 030 030 - 6 10 1
 The Citadel 000 000 10x - 1 8 3
 WP-O'Donoghue (12-3) LP-Baker (8-3)
 T-2:28 A-14614
 HR LS - Clark (12)

June 2, 1990 at Omaha, Neb.

Oklahoma State.... 020 006 303 - 14 19 1
 LSU 210 000 000 - 3 5 3
 WP-Tipton (10-1) LP-Byrd (17-6)
 T-3:18 A-16094
 HR OS - Daniel (23)

1990 NCAA South I Regional

May 24, 1990 at Baton Rouge, La.

Southwestern La..... 000 000 000 - 0 3 0
 LSU 030 202 01x - 8 11 1
 WP-Ogea (13-1) LP-McDonald (8-2)
 T-2:50 A-5642
 HR LS - Clark (9)

May 25, 1990 at Baton Rouge, La.

LSU 030 213 101 - 11 13 2
 Georgia Tech... 001 110 011 - 5 13 1
 WP-Byrd (16-5) LP-Creek (11-4)
 T-3:43 A-3660
 HR GT - Bragg (10)

May 26, 1990 at Baton Rouge, La.

S. California..... 004 000 001 - 5 11 1
 LSU 010 210 000 - 4 9 2
 WP-Nickell (7-3) LP-O'Donoghue (11-3)
 T-2:57 A-4724
 HR USC - Boone (10)

May 26, 1990 at Baton Rouge, La.

LSU 031 001 010 - 6 8 3
 Houston..... 100 003 000 - 4 9 3
 WP-LaRosa (6-2) Save-Greene (7)
 LP-Eshelman (5-4) T-3:15 A-3512
 HR LS - Clark (10), Mouton (8)

May 27, 1990 at Baton Rouge, La.

LSU 001 000 400 - 5 8 1
 S. California..... 000 010 201 - 4 10 3
 WP-Ogea (14-1) Save-Sirotko (1)
 LP-Powers (11-3) T-2:57 A-4639
 HR LS - Grisham (11)
 HR USC - Boone (11), Cirillo (6)



The 1986 Tigers earned LSU's first College World Series berth.



Jeff Yurtin homered in LSU's 1986 South I Regional win over Tulane.

May 28, 1990 at Baton Rouge, La.

S. California..... 300 000 300 - 6 11 0
 LSU 010 031 20x - 7 10 0
 WP-LaRosa (7-2) LP-Nickell (7-4)
 T-2:57 A-5809
 HR LS - Cordani (9), Mouton (9)
 HR USC - Boone (12)

1989 College World Series

June 3, 1989 at Omaha, Neb.

LSU 000 020 000 - 2 5 1
 Miami (Fla.)..... 202 000 10x - 5 9 1
 WP-Grahe (15-4) LP-McDonald (14-3)
 T-2:29 A-17407
 HR UM - Vespe (7), Santangelo (22)

June 5, 1989 at Omaha, Neb.

LSU 026 000 000 - 8 7 0
 Long Beach State..... 000 202 010 - 5 11 2
 WP-Leskanic (15-2) Save-Byrd (1)
 LP-Abbott (15-3)
 T-3:27 A-10000
 HR LB - Berthel (2)

June 6, 1989 at Omaha, Neb.

Miami (Fla.)..... 000 021 000 - 3 6 1
 LSU 010 013 10x - 6 9 1
 WP-Springer (9-3) Save-McDonald (4)
 LP-Vespe (4-3)
 T-3:02 A-14000
 HR LS - Bianco (8)
 HR UM - Noriega (5)

June 8, 1989 at Omaha, Neb.

Texas 421 400 001 - 12 13 2
 LSU 003 010 300 - 7 9 4
 WP-Dressendorfer (18-2) LP-McDonald (14-4)
 T-3:41 A-16072
 HR UT - Bethea (5)

1989 NCAA Central Regional

May 25, 1989 at College Station, Texas

Nevada-Las Vegas..... 411 000 400 - 10 12 0
 LSU 000 360 21x - 12 15 3
 WP-Leskanic (12-2) Save-LaRosa (5)
 LP-Sawaia (6-3) T-3:26 A-1567

HR LS - Cala (14), Grisham (18), Schneidewind (2)
 HR UNLV - Der Manouel (2)

May 26, 1989 at College Station, Texas

LSU 011 002 000 - 4 9 6
 South Alabama..... 001 001 40x - 6 10 0
 WP-Bray (14-3) Save-Perez (2) LP-LaRosa (4-5) T-3:12
 A-1873
 HR LS - Schneidewind (3)

May 27, 1989 at College Station, Texas

LSU 104 512 000 - 13 18 1
 Nevada-Las Vegas..... 000 101 015 - 8 12 3
 WP-Ogea (2-0) LP-Gledhill (4-3)
 T-2:43 A-932
 HR UNLV - Lofthus 3(26), Flowers (2)

May 27, 1989 at College Station, Texas

South Alabama... 310 001 000 - 5 7 0
 LSU 030 002 01x - 6 7 3
 WP-Leskanic (13-2) LP-Zimmerman (12-5) T-2:53
 HR LS - Johnson (2)
 HR USA - Gainer (8)

May 28, 1989 at College Station, Texas

Texas A&M..... 012 002 000 - 5 10 1
 LSU 020 312 41x - 13 15 1
 WP-McDonald (14-2) LP-Langston (12-1)
 T-3:24 A-5822
 HR LS - Gruver (5), Bianco (7)
 HR A&M - Byington (15)

May 28, 1989 at College Station, Texas

LSU 010 020 010 01 - 5 15 3
 Texas A&M..... 301 000 000 00 - 4 5 1
 WP-Leskanic (14-2) Save-McDonald (3)
 LP-Centala (5-1) T-4:25 A-4177
 HR LS - Grisham (19)

1987 College World Series

May 29, 1987 at Omaha, Neb.

LSU 000 010 000 5 - 6 7 1
 Florida State..... 000 000 001 1 - 2 8 2
 WP-Patterson (10-2) Save-Manuel (9)
 LP-R. Lewis
 HR FS - Blackwell

June 1, 1987 at Omaha, Neb.

Oklahoma State... 002 401 100 - 8 14 1
 LSU 114 100 000 - 7 11 3
 WP-Rockman (12-0) LP-McDonald (2-2)
 T-3:15 A-10661
 HR OS - Barragan (21)

June 3, 1987 at Omaha, Neb.

Arkansas 000 020 000 - 2 4 0
 LSU 000 000 41x - 5 10 0
 WP-Patterson (11-2) LP-Cebuhar (11-2)
 T-2:58 A-11000
 HR LS - Voigt (16)

June 5, 1987 at Omaha, Neb.

LSU 001 100 000 3 - 5 7 1
 Stanford 020 000 000 4 - 6 9 3
 WP-Chitren (8-3) LP-McDonald (2-3)
 T-3:13 A-13000
 HR SU - P. Carey (12)

1987 NCAA South II Regional

May 21, 1987 at New Orleans, La.

LSU 001 111 100 - 5 7 1
 Tulane 002 010 000 - 3 10 3
 WP-Patterson (8-2) LP-Amarena (10-2)
 T-2:21 A-4268
 HR LS - Faulkner (12), Bush (3)
 HR TU - Smith (9)

May 22, 1987 at New Orleans, La.

LSU 024 101 024 - 14 19 0
 New Orleans..... 000 000 001 - 1 3 2
 WP-Kite (7-3) LP-Muller (8-4)
 T-3:03 A-4448
 HR LS - Bush (4), Belle (8)
 HR NO - Schmitt (18)

May 23, 1987 at New Orleans, La.

New Orleans..... 000 000 000 - 0 5 1
 LSU 002 010 00x - 3 3 0
 WP-Loewer (9-5) Save-Manuel (8)
 LP-Lynch (6-5) T-2:41 A-3831



Coach Jim Smith guided LSU to its first NCAA Regional appearance in 1975.



LSU has a 132-51 (.721) NCAA Tournament record.

May 24, 1987 at New Orleans, La.

LSU000 030 130 - 7 9 3
 Cal State Fullerton...200 001 000 - 3 5 4
 WP-Patterson (9-2) LP-L. Garcia (10-5)
 T-2:20 A-2859
 HR CSF - Mannion (10)

1986 College World Series

May 30, 1986 at Omaha, Neb.

LSU000 000 120 - 3 8 2
 Loyola Marymount....030 000 01x - 4 6 0
 WP-Goettsch (9-4) LP-Manuel (10-3)
 T-3:01 A-10000

June 1, 1986 at Omaha, Neb.

LSU203 101 100 - 8 8 1
 Maine000 112 000 - 4 11 2
 WP-Loewer (14-4) Save-Patterson (1)
 LP-Plympton (8-3) T-2:36 A-9000
 HR LS - Yurtin (10)
 HR UM - Reynolds (18)

June 5, 1986 at Omaha, Neb.

Miami (Fla.).....300 010 000 - 4 8 0
 LSU100 000 011 - 3 6 2
 WP-O'Brien (5-2) Save-Raether (16)
 LP-Guthrie (9-2) T-2:35 A-12832
 HR LS - J. Belle 2 (21), Voigt (9)
 HR UM - Magno (7)

1986 NCAA South I Regional

May 22, 1986 at Baton Rouge, La.

LSU001 704 011 - 14 15 2
 Jackson State..015 005 000 - 11 10 5
 WP-Kite (7-3) Save-Manuel (7) LP-Sanders (11-2)
 T-3:26 A-3957
 HR LS - J. Belle (17)
 HR JS - Sanders 2 (17), Daniels (8)

May 23, 1986 at Baton Rouge, La.

Oklahoma.....102 000 200 - 5 8 4
 LSU200 320 11x - 8 8 0
 WP-Loewer (13-4) LP-Hamilton (11-2) T-2:27
 A-4016
 HR LS - Hartwig (2)
 HR OU - Burdick (10), Lavender (5)

May 24, 1986 at Baton Rouge, La.

Louisiana Tech...000 030 001 - 4 6 3
 LSU150 010 00x - 7 8 3
 WP-Kite (8-3) Save-Manuel (8) LP-Faircloth
 (7-6) T-2:36 A-3048

May 26, 1986 at Baton Rouge, La.

LSU100 300 021 - 7 9 2
 Tulane201 300 000 - 6 10 3

WP-Manuel (10-2) Save-Loewer (4) LP-Little
 (8-4) T-2:53 A-5189
 HR LS - J. Belle 2 (19), Bowie (16), Yurtin (9)
 HR TU - Rapp (5)

1985 NCAA Central Regional

May 23, 1985 at Austin, Texas

Houston.....300 102 014 - 11 16 1
 LSU003 000 001 - 4 8 4
 WP-Walker (12-7) LP-Guthrie (6-8) T-3:18

May 24, 1985 at Austin, Texas

LSU000 210 000 - 3 10 4
 Lamar000 000 112 - 4 10 0
 WP-Terrill LP-Parker

1975 NCAA South Regional

May 23, 1975 at Starkville, Miss.

Murray State....000 001 010 - 2 7 2
 LSU014 000 11x - 7 7 3
 WP-Moock (10-0) LP-Oliver (9-2) T-2:17 A-1600

May 24, 1975 at Starkville, Miss.

LSU000 200 000 - 2 4 3
 Florida State....000 010 21x - 4 7 1
 WP-Jones (15-0) Save-Rothschild
 LP-Hollingsworth (6-3) T-2:19

May 24, 1975 at Starkville, Miss.

Miami (Fla.).....110 015 000 - 8 7 0
 LSU000 000 100 - 1 5 6
 WP-Lynch (9-3) LP-Whealy (8-3) T-2:23 A-1100

NCAA Tournament Record

YEAR	W	L	PCT.
2013	5	2	.714
2012	4	2	.667
2010	1	2	.333
2009	10	1	.909
2008	6	3	.667
2005	2	2	.500
2004	5	2	.714
2003	5	3	.625
2002	4	3	.571
2001	4	3	.571
2000	9	0	1.000
1999	4	3	.571
1998	6	2	.750
1997	9	1	.900
1996	8	0	1.000
1995	2	2	.500
1994	4	2	.667
1993	8	2	.800
1992	2	2	.500
1991	8	0	1.000
1990	7	3	.700
1989	7	3	.700
1987	6	2	.750
1986	5	2	.714
1985	0	2	.000
1975	1	2	.333

Total 132 51 .721
 (35-22 in CWS; 14-10 in Super Regionals; 83-19 in Regionals)
 At Home: 72-14 in Regionals; 13-5 in Super Regionals

College World Series Record

YEAR	W	L	FINISH
1986	1	2	5th
1987	2	2	4th
1989	2	2	3rd
1990	2	2	3rd
1991	4	0	1st
1993	4	1	1st
1994	0	2	7th
1996	4	0	1st
1997	4	0	1st
1998	2	2	3rd
2000	4	0	1st
2003	0	2	7th
2004	0	2	7th
2008	1	2	5th
2009	5	1	1st
2013	0	2	7th
TOTAL	35	22	.614

Great Moments in LSU Baseball Regional/Super Regional History

June 7, 2013

LSU right-hander Aaron Nola delivers one of the greatest pitching performances in Fighting Tiger postseason history, limiting Oklahoma to no runs on two hits with six strikeouts in nine innings, as the Tigers post a 2-0 victory in Game 1 of the NCAA Super Regional in Alex Box Stadium, Skip Bertman Field. Nola outduels OU ace Jonathan Gray, who holds the Tigers scoreless until the eighth inning when Tyler Moore delivers a run-scoring double and Mark Laird adds an RBI single. LSU goes on to advance to the College World Series the next day with an 11-1 victory over the Sooners in Game 2 of the Super Regional.

June 3, 2012

LSU erases a 5-4, ninth-inning deficit and defeats Oregon State, 6-5, in 10 innings to win the NCAA Baton Rouge Regional in Alex Box Stadium. Alex Edward's RBI double ties the contest in the ninth, and Austin Nola scores the game-winning run on a wild pitch in the 10th.

June 6, 2009

LSU starter Louis Coleman allows only three runs in eight innings, and the top-ranked Tigers complete a two-game NCAA Super Regional sweep of No. 6 Rice with a 5-3 victory in Alex Box Stadium to advance to the College World Series for the 15th time in school history. A record crowd of 9,651 is on hand to watch the Tigers advance to Omaha in their inaugural season at the new stadium. Coleman earns his fourth straight win as the SEC Pitcher of the Year allows nine hits and strikes out five. Freshman closer Matty Ott secured the victory with his 16th save of the season. Third baseman Derek Helenihi leads the Tigers at the plate with two hits - including a solo homer - and two RBIs.

May 30, 2009

LSU shortstop Austin Nola delivers a game-winning RBI single in the top of the 10th inning to break a 2-2 tie and lead the second-ranked Tigers past Baylor, 3-2, in the semifinal round of the NCAA Baton Rouge Regional. LSU starter Anthony Ranaudo records the victory with a magnificent performance as the right-hander limits Baylor to only three hits and one earned run in a career-high nine innings with 14 strikeouts. Right-hander Matty Ott finishes off the Bears with a perfect 10th inning to register his school-record 15th save of the season. The Tigers defeat Minnesota the next day to win the first NCAA Regional held in the New Alex Box Stadium.

June 8-9, 2008

Facing elimination in Game 2 of the Super Regional versus UC Irvine, the Tigers erupt for seven runs in their final two at-bats to rally for a 9-7 victory. Sean Ochinko's base hit provides the go-ahead run in a five-run ninth inning, and Louis Coleman fires three scoreless innings to secure the win. In Game 3 the next day - before an Alex Box Stadium record crowd of 8,173 - the Tigers explode for six runs in the first inning and cruise to a 21-7 triumph. LSU collects 24 hits, including seven home runs, to advance to the College World Series for the 14th time in school history.

June 13, 2004

Lane Mestepey fires a masterful five-hit shutout in Game 2 of a Super Regional series against Texas A&M. Will Harris' ninth-inning homer clinches LSU's 4-0 triumph and sends the Tigers to the College World Series for the second straight season.

June 7-8, 2003

LSU blasts Baylor 20-5, using an 11-run sixth inning highlighted by Clay Harris' grand slam to reach its 12th College World Series. The Tigers faced elimination a day earlier after Baylor captured the first contest in the best-of-three set. Harris and Ivan Naccarata belted back-to-back homers to lead off the eighth inning to lift LSU over Baylor, 6-5, to set up the rubber match.

June 1, 2003

Jon Zeringue's one-out, walk-off home run in the bottom of the 11th sends LSU to the super regional round as the Tigers defeat a pesky UNC-Wilmington club, 9-8. Despite defeat, UNC-W becomes the first opposing team to make a congratulatory lap around the field following the game.

June 2, 2002

LSU comes through the loser's bracket to defeat UL-Lafayette twice by identical 12-2 scores to win its seventh consecutive regional championship. The Tigers are the only regional winner of 2002 to come through the loser's bracket to win twice on the final day.

May 30-31, 1999

Facing a seven-run deficit and in danger of being eliminated, LSU rallies to take a 12-10 lead it would not relinquish against East Carolina to force a second championship game. Kurt Ainsworth gets an extra day of rest thanks to rain, which forces the second contest to be moved to Monday. Ainsworth blanks the Pirates, 9-0, hurling the Tigers to a super regional matchup with SEC foe Alabama.

May 28, 1999

LSU tags UL-Monroe starter and current Milwaukee Brewer star Ben Sheets, opening the Baton Rouge Regional with a convincing 11-4 victory over the Indians.

May 23, 1999

LSU falls behind Cal State Fullerton, 7-0 through two innings, but Cedrick Harris' two-run double in the eighth caps a four-run inning to complete a comeback as the Tigers earn a 13-11 victory. LSU routs the Titans 14-3 the next day to reach Omaha.

May 25, 1997

A classic five-hour marathon comes to an end as LSU outlasts Long Beach State by scoring seven runs in the 11th inning for a 14-7 victory. One day later, the Tigers avenge their second round loss to South Alabama by sweeping the Jaguars, 14-4 and 15-4, before defending its national championship in Omaha.



The Tigers celebrate Raph Rhymes' homer in the 2012 NCAA Regional Championship win over Oregon State.

May 26, 1996

In one of the largest hit outputs in school history, LSU uses 18 runs on 13 hits in the seventh inning of the South II Regional championship game to rout Georgia Tech, 29-13. The Tigers wear new gold jerseys during the regional and throughout the 1996 College World Series.

May 29, 1994

LSU holds on to a 12-10 win over Southern Cal in the South Regional final. Former Trojan and current Minnesota Twins star Jacque Jones smashes three homers in defeat.

May 28, 1990

Rich Cordani's dramatic two-run blast in the seventh inning lifts LSU to a thrilling 7-6 South Regional championship game win over Southern California.

May 28, 1989

LSU completes perhaps its most improbable journey in the program's history to reach its third College World Series. The Tigers win five of six games at the 1989 Central Regional in College Station, Texas. LSU shocks top-ranked Texas A&M with two wins on the tournament's final day - including a 5-4, 11-inning victory in the championship game. Ben McDonald earns the win in seven innings of work in the first game and then comes back to earn a save in the clincher. All four LSU pitchers in the final game - Russ Springer, Paul Byrd, Curtis Leskanic and Ben McDonald - reach the Major Leagues. Texas A&M had amassed 58 wins to just five losses and was led by Chuck Knobloch. The 58 wins still stands as an Aggie record.

May 25, 1986

Albert Belle smashes a pair of two-run homers in the South I Regional championship game, leading the Tigers to their first College World Series with a 7-6 win over Tulane at Alex Box Stadium. Belle was named tournament MVP for his efforts.



LSU defeated Ole Miss to win the 2008 SEC Tournament title.

2013

TOURNAMENT AT HOOVER, ALA.

3	Alabama	0
1	Arkansas	4
3	Alabama	2
3	Arkansas	1
5	Vanderbilt (11 innings)	4

Won 4, Lost 1 - Finished 1st

2012

TOURNAMENT AT HOOVER, ALA.

2	Mississippi St.	3
11	Ole Miss	2
3	Mississippi St. (10 innings)	4

Won 1, Lost 2 - Finished 5th

2010

TOURNAMENT AT HOOVER, ALA.

10	Florida	6
7	Vanderbilt	5
8	Ole Miss (7 innings)	0
4	Alabama (11 innings)	3

Won 4, Lost 0 - Finished 1st

2009

TOURNAMENT AT HOOVER, ALA.

1	Vanderbilt	4
9	Alabama	6
4	South Carolina	1
16	Georgia (7 innings)	0
3	Georgia (7 innings)	2
6	Vanderbilt	2

Won 5, Lost 1 - Finished 1st

2008

TOURNAMENT AT HOOVER, ALA.

5	South Carolina (10 innings)	4
8	Vanderbilt	2
12	Alabama	8
8	Ole Miss	2

Won 4, Lost 0 - Finished 1st

2006

TOURNAMENT AT HOOVER, ALA.

4	Alabama	3
1	Ole Miss	12
3	Alabama	8

Won 1, Lost 2 - Finished 5th

2005

TOURNAMENT AT HOOVER, ALA.

2	Miss. State	9
1	Tennessee	5

Won 0, Lost 2 - Finished 7th

2004

TOURNAMENT AT HOOVER, ALA.

4	Florida (10 innings)	5
0	Georgia	1

Won 0, Lost 2 - Finished 7th

2003

TOURNAMENT AT HOOVER, ALA.

5	Arkansas	4
7	Miss. State	2
17	Miss. State	5
3	Alabama	10

Won 3, Lost 1 - Finished 2nd

2002

TOURNAMENT AT HOOVER, ALA.

2	Auburn	1
8	South Carolina	3
8	South Carolina	10
4	South Carolina	5

Won 2, Lost 2 - Finished 3rd

2001

TOURNAMENT AT HOOVER, ALA.

10	Florida	0
13	Ole Miss	2
12	Ole Miss	6
1	Miss. State	4

Won 3, Lost 1 - Finished 2nd

2000

TOURNAMENT AT HOOVER, ALA.

11	Georgia	3
18	Alabama	12
6	Alabama	5
9	Florida	6

Won 4, Lost 0 - Finished 1st

1999

TOURNAMENT AT HOOVER, ALA.

2	Auburn	6
10	Kentucky	0
8	Arkansas	9

Won 1, Lost 2 - Finished 5th

1998

TOURNAMENT AT HOOVER, ALA.

4	Arkansas	8
6	South Carolina	0
5	Mississippi State	7

Won 1, Lost 2 - Finished 5th

1997

TOURNAMENT AT COLUMBUS, GA.

5	Auburn	2
12	Tennessee	5
12	Alabama	7
2	Alabama	12

Won 3, Lost 1 - Finished 2nd

1996

TOURNAMENT AT HOOVER, ALA.

3	Tennessee	1
2	Florida	6
11	Kentucky	12

Won 1, Lost 2 - Finished 5th

1995

WESTERN DIVISION TOURNAMENT AT STARKVILLE, MISS.

8	Alabama	9
14	Miss. State	6
7	Auburn	5
7	Arkansas	6
8	Alabama	9

Won 3, Lost 2 - Finished 2nd

1994

WESTERN DIVISION TOURNAMENT AT OXFORD, MISS.

3	Alabama	2
6	Arkansas	4
3	Auburn	2
5	Auburn	4

Won 4, Lost 0 - Finished 1st

1993

WESTERN DIVISION TOURNAMENT AT BATON ROUGE, LA.

6	Ole Miss	1
3	Miss. State	5
13	Arkansas	7
16	Auburn	5
7	Miss. State	3

Won 4, Lost 1 - Finished 1st

1992

TOURNAMENT AT NEW ORLEANS, LA.

7	Vanderbilt	2
8	Arkansas	1
1	Florida	3
5	Georgia	3
6	South Carolina	3
12	Florida	1

Won 5, Lost 1 - Finished 1st

1991**TOURNAMENT AT BATON ROUGE, LA.**

8	Kentucky	7
8	Miss. State	2
1	Florida	7
9	Miss. State	4
4	Florida	8

Won 3, Lost 2 - Finished 2nd**1990****TOURNAMENT AT HOOVER, ALA.**

6	Florida	4
17	Miss. State	8
13	Vanderbilt	5
1	Miss. State	3

Won 3, Lost 1 - Finished 1st (tie)

(championship game canceled due to rain; LSU and Mississippi State declared tournament co-champions)

1989**TOURNAMENT AT GAINESVILLE, FLA.**

6	Georgia	3
6	Florida	8
5	Auburn	8

Won 1, Lost 2 - Finished 4th**1988****TOURNAMENT AT STARKVILLE, MISS.**

7	Kentucky	9
7	Georgia	3
2	Florida	7

Won 1, Lost 2 - Finished 5th**1987****TOURNAMENT AT ATHENS, GA.**

8	Auburn	9
4	Georgia	2
4	Kentucky	1
4	Auburn	2
3	Miss. State	13

Won 3, Lost 2 - Finished 2nd**1986****TOURNAMENT AT BATON ROUGE, LA.**

10	Georgia	6
10	Alabama	7
8	Georgia	4

Won 3, Lost 0 - Finished 1st**1985****TOURNAMENT AT BATON ROUGE, LA.**

6	Georgia	8
2	Florida	5

Won 0, Lost 2 - Finished 4th**1979****TOURNAMENT AT STARKVILLE, MISS.**

5	Florida	2
5	Miss. State	12
1	Florida	5

Won 1, Lost 2 - Finished 3rd**1975**

6	Georgia (H)	5
8	Georgia (A)	3

LSU won series 2-0 to claim SEC title

1968

4	Alabama (H)	6
---	-------------	---

Alabama won single-game playoff to claim West Division title

1967

2	Ole Miss (A)	6
---	--------------	---

Ole Miss won single-game playoff to claim West Division title

1961

4	Auburn (A)	3
6	Auburn (H)	5

LSU won series 2-0 to claim SEC title

SEC Postseason Record

YEAR	W	L	PCT.
2013	4	1	.800
2012	1	2	.333
2010	4	0	1.000
2009	5	1	.833
2008	4	0	1.000
2006	1	2	.333
2005	0	2	.000
2004	0	2	.000
2003	3	1	.750
2002	2	2	.500
2001	3	1	.750
2000	4	0	1.000
1999	1	2	.333
1998	1	2	.333
1997	3	1	.750
1996	1	2	.333
1995	3	2	.667
1994	4	0	1.000
1993	4	1	.800
1992	5	1	.833
1991	3	2	.600
1990	3	1	.750
1989	1	2	.333
1988	1	2	.333
1987	3	2	.600
1986	3	0	1.000
1985	0	2	.000
1979	1	2	.333
1975	2	0	1.000
1968	0	1	.000
1967	0	1	1.000
1961	2	0	1.000
Total	72	40	.643
(Tournament only)	68	38	.642



All-American Wes Grisham helped the 1990 Tigers collect an SEC-record 807 hits.



Trey McClure served as team captain of LSU's 1997 SEC Championship squad.



The Tigers celebrate Bruce Baudier's perfect game in 1967 versus Alabama.

Bruce Baudier's Perfect Game May 5, 1967 – Baton Rouge, La. Second Game of Doubleheader

Alabama	AB	R	H	RBI	BB	SO	PO	A
Cargo, rf	3	0	0	0	0	1	1	0
Johnson, cf	3	0	0	0	0	1	0	0
Moss, 3b	2	0	0	0	0	0	0	2
Limbaugh, c	0	0	0	0	0	0	3	0
Holley, ph	1	0	0	0	0	1	0	0
McCorquodale, 1b	2	0	0	0	0	0	7	0
Traffenstedt, lf	2	0	0	0	0	1	0	0
Bailey, 2b	0	0	0	0	0	0	0	0
Fisher, 2b-ss	2	0	0	0	0	1	0	2
Ranelli, ss	1	0	0	0	0	1	0	2
Parker, lf	1	0	0	0	0	1	0	0
Harris, c	1	0	0	0	0	0	7	0
Brown, 3b	1	0	0	0	0	0	0	0
Glover, p	2	0	0	0	0	1	0	1
Totals	21	0	0	0	0	8	18	7

LSU	AB	R	H	RBI	BB	SO	PO	A
Morris, ss	3	0	0	0	1	2	0	2
Felps, 3b	3	0	1	0	0	2	1	0
Ogin, lf	3	0	0	0	0	2	2	0
Giles, c	3	1	0	0	0	0	8	0
Achord, 2b	2	1	1	0	1	1	1	2
Domingue, 1b	3	0	2	1	0	0	6	0
Abernathy, cf	1	0	0	0	0	0	1	0
Cockerham, ph	1	0	1	1	0	0	0	0
Tatum, cf	0	0	0	0	0	0	1	0
Bergman, rf	3	0	1	0	0	2	1	0
Baudier, p	2	0	0	0	0	1	0	2
Totals	24	2	6	2	2	10	21	6

Alabama 000 000 0-001
LSU 000 101 x-260

E-Moss. LOB-Alabama 0, LSU 8. 2B-Domingue. SB-Tatum. SH-Abernathy, Baudier.

Alabama	IP	H	R	ER	BB	SO
Glover (L, 5-7)	6	6	2	1	2	10
LSU						
Baudier (W, 6-4)	7	0	0	0	0	8

WP-Glover. PB-Harris. U-Wiggins, Knight. T-1.47. A-450.
(Baudier threw perfect game using 72 pitches.)

PERFECT GAMES (SINCE 1965)

	OPPONENT	DATE	IP	H	BB	SO
Bruce Baudier	2-0 vs. Alabama	May 5, 1967	7	0	0	8

OTHER NO-HIT GAMES (SINCE 1965)

	OPPONENT	DATE	IP	H	BB	SO
Randy Wiles	3-0 vs. Rice	March 3, 1972	7	0	1	11
Van Quigley	1-0 at Tulane	May 5, 1966	7	0	4	4
Bobby Landry	1-0 vs. Southern Miss	March 14, 1979	7	0	3	7

ONE-HIT GAMES (SINCE 1965)


	OPPONENT	DATE	IP	H	BB	SO
Paul Stefan	4-0 at Alabama	April 12, 1976	7	1	0	5
Randy Wiles	6-0 vs. Miss. State	April 13, 1973	7	1	3	6
Dick Hicks	4-0 vs. Nicholls State	April 11, 1968	7	1	2	12
Mike Alvarez	7-0 vs. Canisius	March 13, 1980	7	1	0	9
Clay Parker	5-1 vs. Navy	March 10, 1982	7	1	4	2
Guy Rutledge	3-0 vs. Auburn	May 30, 1983	7	1	5	6
Ben McDonald	10-0 vs. Florida	March 11, 1989	9	1	4	13
Mark LaRosa	5-0 vs. Texas A&M	Feb. 23, 1991	7	1	4	6
Brett Laxton	6-1 vs. South Carolina	March 27, 1993	7	1	4	10
Brian Winders	2-1 at Ole Miss	April 15, 1995	9	1	2	9
Patrick Coogan	7-1 vs. Ole Miss	April 18, 1997	9	1	0	15
Ben Alsup	8-0 vs. Ole Miss	May 29, 2010	7	1	2	7

TWO-HIT GAMES (SINCE 1970)

Tom Charpentier	2-1 vs. Ole Miss	March 29, 1975
	4-0 vs. Ole Miss	April 26, 1974
Randy Wiles	0-1 vs. Ole Miss	March 22, 1973
	2-1 vs. Kansas State	March 16, 1972
	1-0 vs. Northeast Louisiana	March 26, 1970
Wally McMakin	5-1 vs. Memphis State	March 9, 1973
Mike Lloyd	1-0 vs. Auburn	March 25, 1978
Jim Uremovich	1-0 vs. Auburn	March 26, 1978
Chuck Voorhies	3-0 vs. Northwestern State	April 26, 1978
Mike Alvarez	4-0 vs. Southwestern Louisiana	Feb. 19, 1979
	1-0 at Ole Miss	March 11, 1979
Mike Lloyd	11-2 at Ole Miss	March 11, 1979
Jerry Powell	3-0 vs. Northeast Louisiana	March 26, 1979
Ronnie Robbins	4-3 at Southeastern Louisiana	April 20, 1983
Cal Santarelli	3-1 vs. Northeast Louisiana	April 27, 1983
Gregg Patterson	5-1 vs. Louisiana Tech	May 2, 1985
Robbie Smith	5-0 vs. Auburn	May 4, 1985
Ben McDonald	7-1 vs. UCLA	March 27, 1988
Lloyd Peever	7-0 at Tulane	March 11, 1992
	4-1 at South Carolina	March 21, 1992
Brett Laxton	4-1 at Tennessee	April 3, 1993
Brian Tallet	6-0 at Vanderbilt	March 17, 2000
Louis Coleman	5-0 at Arkansas	May 2, 2009
Aaron Nola	2-0 vs. Oklahoma	June 7, 2013



Gene Achord



Harry Berrios



Mark Cooper

Following is a list of all-time LSU Tiger Baseball varsity letter winners. The LSU Sports Information Office will appreciate your assistance in correcting any errors. Current players are listed in bold.

A	
ABELL, P.T.	1905-06
ABERNATHY, S.	1985-86-87
ACHORD, Gene	1962-63-64
ACHORD, Jack,	1966-67
ADCOCK, Joe Bill	1947
ADKINS, Ken	1949
AINSWORTH, Kevin	1994-95
AINSWORTH, Kurt	1998-99
ALBRIGHT, J.G.	1907-08-09-10
ALBRITTON, Jason	1996-97-98
ALDRIDGE, Randall J.	1974-75
ALFORD, Jeremy	2001
ALLEN, Gary	1976-77-78
ALLMEN,.....	1905
ALMAGUER, Pete	1979-80
ALSTON, F.H.	1928-29
ALSUP, Ben	2008-09-10-11
ALVAREZ, Mike	1979-80
AMEDEE, Lynn	1961-62
ANASTASIO, Charles	1939-40-41
ANDREWS, David	1976-77-78
ANTONINI, Adrian	1991-92-93-94
AROIZONE,.....	1932
ARDOIN, Shane	2007-08
ASSEFF, A.	1932
AYCOCK, Jerry	1950-52-53

B	
BABIN, L.W.	1919-20-23
BAGLEY, Wade	1994-95
BATLEY, John	1961
BATLEY, Sid	1943
BATRO, A.W.	1916
BALDWIN, A.W.	1908
BALDWIN, Clyde	1947
BANKSTON,....	1911
BARASH, Michael	2013
BARBIER, Blair	1997-98-99-2000
BARBIN,.....	1897
BARFIELD, Billy,	1958-59-60
BARHAM, G.E.	1926
BARTEET, Donald	1968



Albert Belle



Pete Bush

BARFIELD, T.	1954-55-56-57
BARKMEYER, Brian	1980
BARKER, Sean	2001-02
BARTEL, Darrin	1986
BARTON, Jim	1950-51-52
BASS, Brad	2004-05
BAUDIER, Bruce	1966-67
BAUDIN,.....	1929
BAUER, Tim	1991-92
BAUER, W.D.	1909
BAUMAN, J.	1929-30-31
BAZDWIN, A.	1908
BEARD, J.	1983
BECKNELL, F.J.	1942
BECNEL, Morris	1937
BEERBOHM, Kyle	2007-08
BELLE, Albert	1985-86-87
BELLE, Terry	1986-87-88
BENITEZ,.....	1913
BENNETT,.....	1899
BENNETT, Bryon	1997-98
BENOIT, R.L.	1918-19
BENSAL, Julius	1948-49
BERARDI, Scott	1992-93-94-95
BERG, Andy	1987-88
BERGERON, L.A.	1914
BERGMAN, Russell	1967-69
BERNHARDT, Tom	1994-95-96-97
BERRIOS, Harry	1991-92-93
BERRY,.....	1903
BERRY, Kevin	1989
BERRY, Kevin	2011-12-13
BERTHELOT, Eric	1994-95-97
BERTUCCINI, Paul	2007-08-09-10
BETHEA, Scott	1990
BETTS, Mike	1984
BIANCO, Mike	1988-89
BISLAND, R.B.	1923-24
BLACK, Douglas	1972-73
BLAIR, Buddy	1933-34-36
BLACK, Jack	1931
BLACKWELL, Tiger	1992
BLANCHARD, A.E.	1918-19
BLANCHARD, B.O.	1907-10
BLANCHARD, E.	1950-52-56-57
BOGANY, Jarred	2006
BOLIN, D.C.	1914
BOLLMAN, Steve	1975-76-77-79
BONADONA, M.	1981-82-83-84
BONURA, Michael	2004-06

BONVILLAIN, Brent	2012-13
BONVILLIAN, H.E.	1913
BOONE, J.R.	1922-23-24
BOOTE,.....	1913
BORDELON, S.A.	1901-02-03
BORDEN, W.	1939
BOUDREAUX, A.T.	1977
BOUDREAUX, Brian	1977
BOUDREAUX, Scott	1986
BOURGEOIS, A.,	1958-59-60
BOURGEOIS, Christian	1998-99
BOURGEOIS, Joey	2010-12-13
BOWDEN, G.	1954-55
BOWDEN, Ken	1951(Manager)
BOWE, Brandon	1998-99
BOWIE, Jim	1986
BOWLES, Justin	1995-96
BOWMAN, S.S.	1930-31-32
BOX, Alex	1942
BOZEMAN, Kellen	2007
BRADFORD, Jared	2007-08
BRADSHAW, Daniel	2008-09-10-11
BRANT, Chris	1981-82
BRAUD, John	1963-64
BREAUX, E.	1937-38
BREGMAN, Alex	2013
BRIAN, Billy	1999-00-01-02
BRIGHT, V.	1919-20-21-22
BRIGHT, Bill	1970
BROSCHOFKY, Steven	2006-07
BROTHERTON, Paul	1939-40
BROUSSARD, Joe	2011-12
BROUSSARD, Burke	1985-86
BROUSSARD, Ed	1930
BROUSSARD, H.	1903
BROUSSARD, Marty	1940-42-44
BROUSSARD, Y.	1937
BROWN, J.E.	1931
BROWN, Jordan	2008
BROWN, L.P.,	1929-31
BROWN, Lefty	1941
BROWN, R.	1933-34-35
BROWN, Thomas	1969
BROWNELL, C.R.	1909
BRUCE,.....	1905
BRUMFIELD, Victor	1999-00-01
BRYAN, A.	1937
BRYAN, Redfield	1957-58
BUMSTEAD, Nate	2003-04
BURCH, Dale	1970-71-72
BURLEIGH, C.	1938
BURLEY, C.	1939-40
BURNS, Craig	1969-70-71
BURT, Jim	1957
BUSH, Pete	1987-88-89
BUTEAU, Rhett	2002-03-04-05
BUTLER, Taylor	2013
BYRD, Paul	1989-90-91
BYRD, Ryan	2006-07-08-09

C	
CAHILL, Chris	2005-06
CAIN, Nolan	2006-07-08-09
CALA, Craig	1988-89
CALDWELL, J.B.	1910
CALHOUN, S.L.	1925-27
CALHOUN, T.C.	1932-33-34
CALLENDAR, D.	1935-36-37

CARAWAY,.....	1918
CARR, A.J.	1922-24
CARRIERE, O.P.	1923-24-25-26
CARVELLO,.....	1941
CARVILLE,.....	1897-98
CASHIO, John	1973-74-75-76
CASTANEDA, Danny	1981
CAVELL, Leo	1945
CAVETT, J.R.	1917-18-19
CERVENKA, Chris	1982-83
CERVENKA, Craig	1980-81-82-83
CHAMBERLAIN, Matt	1991-92-93
CHAMBERLAIN, W.B.	1899
CHAMPAIGN, E.	1929-30-31-32
CHARPENTIER, Tom	1974
CHATELAIN, Don	1963-64
CHILDRESS, J.	1937-38
CHINEA, Chris	2013
CHOATE, Jimmy	1952-53-54-55
CHURCHILL,.....	1924
CHURCHILL, C.S.	1915-16
CLARK, Matt	2008
CLARK, Ned	1950-52-53
CLARK, T.	1958
CLARK, Tim	1990
COATES, Ray	1947-48
COCKERHAM, Richard	1967-68-69
COHEN, Mike	1984
COLE, C.G.	1900
COLEMAN, C.	1965
COLEMAN, Louis	2006-07-08-09
COLEMAN, Pete	1966
COLEMAN, W.	1947-48-49
COLLAZO,.....	1944
COLLINS, Albin	1968
COLLINS, J.	1928
COLLINS, Steven	1970-71-72-73
COLUMBUS, Jason	2002
COLVIN, Matt	1998
COMEAX,.....	1900
COOGAN, Patrick	1995-96-97
COOK, Bill	1964-65-66
COOK, Keyaan	1991
COOLEY, Chad	1993-94-95-96
COOPER, E.	1929
COOPER, H.	1905
COOPER, Mark	1983-84
COPPONEX, Buddy	1938
CORCORAN, Roy	2001
CORDANI, Rich	1990-91
CORRADO, Emile	1978
COSTA, Billy	1940
COSTELLO, Vinnie	1984-85
COTTEN, Bobby	1963
COTTON, Chris	2010-11-12-13
COUVILLION, Ray	1944
CRAIN, Barry	1966-67
CRAFT, Carl	1981
CRESS, Walker	1938-39
CRESSE, Brad	1997-98-99-2000
CRITZER, Bob	1947
CROSWELL, M.	1975-76-77-78
CROUERE, J.	1939-40-41
CUNNINGHAM, Dave	1987
CUNNINGHAM, Kirk	2011
CUNTZ, Casey	1996-97
CUNTZ, Pat	1984-85
CUNTZ, Warren	1981-82-84



Andy Galy

D

DABADIE,.....	1903
DABADIE, F.	1909
DAIGLE, Lester	1956
DALTON, Josh	1998-99
DALY, Mike	1998-99-2000
DANA, J.	1938-39-40
D'AQUIN, Richard	1949
DARDAR, Chase	2005-06
DARK, Al	1943
DARSEY, J.H.	1926
DASPIIT, A.P.	1897-98-99
DASPIIT, C.	1895
DAUGHERTY, Brian	1994-95-96-97
DAVID, Brad	2000-01-02
DAVIS,.....	1909
DAVIS, Sam	1951
DAVIS, Taylor	2008
DAVIS, Wes	1997-98
DAVIS, Will	2004-05-06-07
DAWSON, O.H.	1914
DEAN, Blake	2007-08-09-10
DELAFIELD, G.	1937-38
DELATTE, Irwin	1953-54-55
DELATTE, Wet	2010
DELAUNE, Kenneth	1974
DELGER, Lawrence	1968
DEMONT, Tommy	1961-62
DEMOUY, Chris	1996-97-98
DERE, Al	1947
DETERMANN, Jason	2003-04-05
DEUTSCHMANN, Lou	1955
DEVALL, Hunter	2013
DEWEY, Duane	1979
DEXTON, Ames	1970
DIAL, Wiley	1961-63
DICKEY,.....	1929
DIDIER, Beau	2010-11-12
DIDIER, Mel	1947
DILIBERTO, Bobby	2004
DIMMICK, D.	1925
DIRKS, Clay	2004-05-06-07
DISHON, Johnny	2008-10
DIXON, John	1984-85
DIXON, L.C.	1936
DOGGETT, Al	1952-53
DOIRON, Mark	1979
DOLBY,.....	1912
DOMILISE, Jerry	1947
DOMINGUE, Johnny	1967
DONATHAN, Billy	1981-82
DONAHUE,.....	1903
DOUGHTY, Richard	1989
DOUGLAS, James	1972
DOZAR, Grant	2009-10-11-12
DREW, A.S.	1917-18
DREW, H.C.	1807
DROUILHET,.....	1902
DRUDE, Leonard	1954-55-56-57
DUCHIN, C.	1893-95
DUGAS, C.J.	1921-22-23-24
DUGAS, J.	1917-18
DUNCAN, Trae	2001
DUNN, Nathan	1994-95-96
DUPLANTIS, Brad	1986
DUPONT,.....	1912
DYKSTRA, Jimmy	2011

E

EADES, Ryan	2011-12-13
EARNHART, Clint	1997-98-99
EDGE, Evan	1973
EDMONSON, Larry	1961-62
EDMUNSON, E.	1932
EDWARD, Alex	2010-11-12-13
EDWARDS, Daniel	1988
ENGLISH, Eric	2005
ERDMAN, Charlie	1938-39-40
ESCOBAR, Rene	2008
ESNARD, H.	1901
ESNARD, M.	1900-01-02
ESPINOSA, Phil	1989
ESTEVES, Jake	1996-98
EVANS,.....	1903
EZELL, Billy	1965

F

FAIRCLOTH, Jordan	2003-04-05
FALGOUT, R.	1956 (Manager)
FALKENHEIMER, F.	1958-59
FANCHER, P.D.	1917-18
FARNSWORTH, Kevin	2007-08-09
FARZIO, Richard	1968-69-70-71
FARMER, Louis	1969-70-71-72
FATHERREE, Jesse	1934-35-36
FAULKNER, Craig	1984-85-86-87
FELPS, Irwin	1967-68
FENET, A.	1930
FERRARA, Greg	1973-75
FETZER, Bobby	1950
FETZER, Ed	1950
FETZER, John	1944
FIELD, Jimmy	1962
FIELDS, Arby	2012
FIFE, Bob	1938
FITTERER, Scott	1995
FLOWERS, Bob	1958-59-60
FLOYD, J.C.	1920
FLUKER, H.V.	1914
FLYNN, A., "Bill"	1933-34
FONTENOT, Greg	1986
FONTENOT, Mike	2000-01
FONTENOT, Steve	1979-80
FORBES, Willie	1986-87
FORREER, Daniel	2006
FORREST, T.J.	2007
FORTIER, F.R.	1914
FOSTER, Jared	2012-13
FOURMY, J.M.	1902-03
FRANCIONI, J.B.	1910-13
FRANK, Steve	1972-73-74-75
FREIDHOF, Bill	1981-82
FRENCH, Shawn	2003
FRERE, J.	1983
FREIRE,.....	1903
FURBUSH, Charlie	2007
FURNISS, Eddy	1995-96-97-98
FURY, Matt	2010-11
FURY, Nate	2013

G

GALE, Mark	1980
GALLIOT,.....	1898
GALY, Andy	1986-87-88
GARCIA, Luis	1989-90-91
GARIDEL, Jamin	1998-99-00-01
GARIDEL, Jeff	2007
GARRETT, Forrest	2011
GARRISON, G.	1929
GARRITY, Pat	1989-90-91
GASPARD, Mitch	1984
GAUDET, Matt	2008-10
GAUSMAN, Kevin	2011-12
GAUTREAU, Cade	2007
GAYLE, F.L.	1910-11-13
GENUSA, Francis	1960-61-62
GEORGE, Steve	1962-63-64
GERMAN, Bobby	1944
GIAMBRONE, D.	1976-77-78
GIBBS, B.B.	1908
GIBBS, Micah	2008-09-10
GILBERT, Pete	1923-25-27
GILHULY, Ed	1981-84
GILES, Tommy	1967-68
GILL, Blake	2002-03-04-05
GLAMP, Joe	1943
GLENN, Cody	2012-13
GODFREY, L.T.	1926-27-28
GOLDEN, Jack	1942-47
GOMEZ, Hunter	1999-2000
GOODWIN, Will	2006
GOODY, Nick	2012
GORINSKI, Walt	1941-42-43
GOSSEVAND, M.A.	1912-13-14
GOURRIER, Bat	1932
GOYER, C.W.	1905-06-07-08
GRACE, Bryan	1999
GRAHAM, Mike	1990-91-92
GREELY, Jim	1992-93
GREENE, Rick	1990-91-92
GREGORY, Paul	1979
GREMILLION, E.	1944-47
GREENEBURG, J.H.	1926-28
GRISHAM, Wes	1989-90

GRUVER, Matt	1988-89
GUESSFIELD, James	1974
GUGLIELMO, Carey	1958-59-60
GUIDROZ, Lukas	2002
GUIDRY, Weylin	1999-00-01-02
GUILLORY, Dan	1996-97-98
GUTHRIE, Mark	1984-85-86-87

H

HAHN, Dustin	2002
HALL, C.C.	1908
HALL, Fred	1941-42-43
HALL, Jim	1942-43
HAMILTON, F.S.	1910-11-12
HAMILTON, J.D.	1915-19
HAMILTON, J.J.	1914-15
HAMILTON, O.B.	1903
HAMMITER,.....	1918-19
HAMMETT, B.	1938-39-40
HAMPTON, Jeff	1994-95
HAMPTON, T.	1959
HANLEY, W.B.	1920-21
HANNA, Billy	1949-50-51
HANOVER, Tyler	2009-10-11-12
HANSON, E.	1923
HANSON, R.	1923
HARE, Gerald	1956
HARRELL, Jeff	1979-81
HARRIS, Bryan	2005
HARRIS, Cedrick	1998-99-2000
HARRIS, Clay	2002-03-04-05
HARRIS, Jeff	1994
HARRIS, Sulcer	1943
HARRIS, Will	2003-04-05-06
HARRISON,.....	1900
HARTWIG, Rob	1986-87
HATHORN, Jim	1977-78-79
HAWPE, Brad	1999-2000
HAYDEL, Buzzy	2006-07-08-09
HAYDELL, Dick	1963-64
HAYNIE, G.	1939-40-41
HAZLIP, S.W.	1913
HEARD, J.	1898-1900
HEARD, W.	1932-33
HEATH, J.L.	1925-26-27
HEATH, Matt	2001-02
HEBERT, A.W.	1914-15-17-18
HEBERT, C.J.	1905-06
HEBERT, Derek	2004-05
HEBERT, E.B.	1911
HEBERT, Jim	1944
HEBERT, R.A.	1942
HECKER, D.	1939
HEDGES, Lee	1949-51
HEORICK, B.	1939
HELENIHI, Derek	2008-09
HELVESTON, O.	1934-35-36
HEMPHILL, James	1996
HENDRICKSON, Eric	1999
HENDRIX, J.	1928-29-30
HENNER, Thomas	1968-70
HERBST, Jack	1942
HERNANDEZ, Courtney	1998
HEROMAN,.....	1899
HERRING, P.S.	1922
HERRY, David	1990-91-92
HETZEL, Eric	1985
HERTZOG, M.	1915
HICKS, Richard R.	1967-68
HIGGINS, Danny	1997-98
HIGHTOWER, C.W.	1910-11
HIGHTOWER, Gerald	1942
HILBORN, W.B.	1924
HILL, Aaron	2001-02-03
HILL, D.	1959
HILL, Justin	2001-02
HILLMAN, W.A.	1906-10
HINES, L.	1938
HOAGLUND, Walter	1967-68-69
HOCHENDEL, B.F.	1905-08
HODGES, A.T.	1943
HODGES, Trey	1999-2000
HOLCOMBE, M.	1938
HOLDEN, T.D.	1929-30-31
HOLLANDER, Michael	2005-06-07-08
HOLLINGSWORTH, G.	1972-73-74-75
HOLMES,.....	1913
HOLT, J.C.	2002-03-04

HORTON, Conan	1996-97
HORWATH, Matt	2004
HOSKINS, Dick	1943-44
HOVER, Don	1956-57
HOWARD, Tommy	1950-52-53
HOWELL, R.B.	1910-11-12
HOWIE, Mark	1982-83-84
HUFFMAN, Ryan	1993-94
HUMPHREY, N.	1934-35-36
HUMPHRIES, Steve	1981
HUNDLEY, F.	1936-38-39
HUNSTICKER,.....	1935
HUNSTICKER, G.R.	1905-06
HUNT, C.	1934-35-36
HUNT, E.C.	1948 (Manager)
HUNT, Will	1992-93
HUNT, William	1968-69
HUSBAND, Frank	1952-53
HYMEL, Gary	1988-89-90-91

I

IBARRA, Christian	2013
IRWIN,.....	1934
IVES, C.A.	1919-20-22

J

JACKSON,.....	1924
JACKSON, Chris	2005-07
JACKSON, J.S.	1914-15
JACKSON, Kenny	1992-93
JACKSON, Matt	2007
JACOBS,....	1939
JAMES,.....	1936
JAMES, H.	1913
JENSEN, Ty	2003-04
JEWELL, Wylie	1948-49
JOHNSON, Douglas	1950-52
JOHNSON, Eric	1986
JOHNSON, Phil	1938
JOHNSON, Phillip	1966
JOHNSON, R.E.	1912
JOHNSON, Russ	1992-93-94
JOHNSON, Toookie	1988-89-90-91
JOHNSTON, Ronny	1957-58-59
JONES, C.	1942
JONES, Chad	2009
JONES, Forest	1981-82
JONES, JaCoby	2011-12-13
JONES, L.	1920-21-22
JONES, R.D.	1924-25-26
JONES, Tyler	2011
JORGENSEN, Ryan	2000
JOSEPH, Gary	1981-82-83
JOVETT, M.	1929-30-31
JUDICE, Frank	1974-76-77
JUNE,.....	1916

K

KARCHER, Kevin	1979-80
KARP, Dan	1981-82
KATZ, Mason	2010-11-12-13
KAVANAUGH, K., Sr.	1938-39-40
KEIGLEY, Gerald	1971-72-73
KEISLER, Randy	1998
KELLER, J.	1932-35
KELLER, Nolan	1963



Stan Loewer



Lyle Mouton



Mike Sonderegger

LIM,
Ron



Cal Santarelli

KELLY, A.H.	1906
KENDA, J.	1936-37
KENNEDY, R.M.	1900-01-02-03
KEOWEN, Kade	2006
KING, J.D.	1928
KING, L.	1938-39
KINCAID, Steve	1984
KIRKPATRICK, H.L.	1931-32-33
KIRKWOOD, M.H.	1908
KIRKWOOD, W.H.	1907
KITCHENS, G.	1958
KITE, Dan,	1986-87-88
KIZER, R.C.	1922-23
KLOSTERMEYER, Mike	1995
KLOVEKORN, Henry	1977
KLING, Alonzo	1954-55-56
KLUG, Kenny	1976-77
KNIGHT, G. "Red"	1944-45-46-47
KOERNER, Mike	1995-96-97
KOPPENS, Paul	1973
KOUNS, Sinclair	1948-49
KOZIMINSKI, M.	1958 (Manager)
KUNDELT, R.	1931-32
KUPPER, Scott	1988

L

LACROIX.....	1895
LAGROUE, Fred	1984
LAIRD, Mark	2013
LAMARCHE, Will	2013
LANDRY.....	1920-22
LANDRY, H.E.	1900-02-03
LANDRY, L.L.	1934-35-36
LANDRY, Leon	2008-09-10
LANDRY, R.J.	1914
LANDRY, Robert	1978-79-80
LANDRY, Wynn	1981
LANIER, Tim	1993-94-95-96
LANIER, W. "Fido"	1924-28
LANOUX, Marty	1985
LARA, Robert	2006-07
LARKIN, M.	1930-31
LaROSA, Mark	1988-89-90-91
LaROSE, Randy	1986-87
LARSON, Brandon	1997
LARSEN, E.	1937
LaSUZZO, Zach	2010
LAWRIE, Joe	1935
LAXTON, Brett	1993-94-95-96
LEAKE, Robert	1966-68
LEARY, Rob	1985-86
LEAUMONT, Jeff	1998-99
LEBLANC.....	1901
LEBLANC, Danny	1963
LEBLANC, P.O.	1909-10
LEE, Bill, Jr.	1953-54-55
LEE, Michael	1967-68-69
LEGUIN, F.G.	1919-20
LEMAHIEU, DJ	2008-09
LEMAK, Charlie	1937
LEONARDI, Antonio	1994-96-97
LESAGE.....	1897
LESHER, L.R.	1911
LESKANIC, Curtis	1989
LESUEUR, G.B.	1897-98-99-1900
LEWIS, Jason	2007
LEWIS, Joe,	1987
LEWIS, Philip	1969-70
LEWIS, W.F.	1895

.....	
LINDEN, Todd	2001
LINDSEY, Clyde	1947
LINDSEY, James	1949-50-51
LINDSEY, Ken	1976-77
LIPARI, Jeff	1998-99-00
LIUZZA, Matt	2003-04-05-06
LLOYD, Mike	1977-78-79-80
LOCKBAUM, Emile	1935-36-37
LDE, S.R.	1914
LOEWER, Stan	1984-85-86-87
LOFTICE, Jeremy	1999-00
LOFTIN, R.	1958
LOFTIN, W.	1958-59
LOMAX.....	1943
LOMBARD.....	1903-05
LONERO, Tony	1980-81
LORIO, Dennis	1973-74
LOWERY, Mike	2011
LOWRY.....	1921

M

MADDOX, Michael	1968-69
MADDOX, Steven	1971
MADERE, E.L.	1906
MADISON, Dave	1941-42-43
MAINIERI, Paul	1976
MAGUIRE, W.S.	1893
MAHTOOK, Mikie	2009-10-11
MAILHOS, Joseph	1956-57-58
MALEJKO, Matt	1993-94
MALL, Kyle	1990
MANGHAM, H.E.	1906-07-08
MANTRANA, Manny	1984-85
MANUEL, Barry	1986-87
MARCHAND, Jerry G.	1952-53
MARIANO, Bobby	1979-80
MARQUETTE, G.H.	1921-22-23-24
MARRERO, F.	1922-23-24-25
MARTIN, Blake	2008
MARTIN, D.A.	1909-10-11
MARTIN, J.H.	1909-13
MARY, S.E.	1905-09
MASON, C.C.	1926-27-28
MASON, F.	1919
MATHEWS, Spencer	2009
MATLOCK, O.	1937
MATTA, L.	1911-12-13
MATULIS, Chris	2009-10
MAYER, Jordan	2005-06-07
McAROLE, Benny	1951-52-53
McBRIDE, Billy	2000-01
McBRIDE, W.E.	1920-21-22
McCABE, Bhrett	1992-93-94-95
McCALL.....	1899
McCALL, Malcolm	1951-52-53
McCALL, Malcolm, Jr.	1976
McCANN, M.G.	1925-26-27
McCLUNG, H.	1958
McCLURE, Trey	1996-97-98-99
McCOLLUM, A.M.	1909-1910
McCOLLISTER, E.P.	1914-15
McCUNE, Kurt	2011-12-13
McDADE.....	1921
McDONALD, Ben	1987-88-89
McDONALD, William	1949-50-51
McDONOUGH, Bob	1937-38
McDOWELL, Red	1940-41-42

McDUFF, C.E.	1924-25
McELROY.....	1937
McGHEE, Chris	2006-07-08-09
McKAY, Thomas	1968
McKEOGH, Mike	1959-60
McKNIGHT, J.B.	1898
McKNIGHT, R.E.	1897-98
McKNIGHT, S.	1895-97
McMAKIN, Wally	1973-74-75-76
McMULLEN, Sean	2013
McMURRAY, Heath	2000
McMURRAY, J.L.	1930
McMURRAY, Dick	1952-53-54
McNEESE, D.W.	1901
McSWEEN, "Red"	1944
MEADORS, W.F.	1915
MEEKER.....	1901
MEIER, Justin	2003-04-05
MEINERS, Vaughn R.	1975-76
MELANCON, Joseph	1971-72
MENEFE, J.	1932-33
MERCER, J.	1912
MESSA, R.H.	1905
MESTEPEY, Lane	2001-02-04-05
MICHAELIS, Billy	1944-47-48
MILEY, Mike	1972-73-74
MILLER, David	2002
MILLER, H.	1934-35
MIRE, G.	1948
MITCHELL, Jared	2007-08-09
MITTS, Lester	1961
MIXON, Wallace	1959-60
MONSOUR, E.	1933
MOOCK, Chris	1988-91-92
MOOCK, Gregg	1991-92
MOOCK, J.	1940-41-42
MOOCK, Joe	1964-65
MOOCK, Michael	1969-70-71
MOOCK, Pat	1972-73-74-75
MOORE, Bryan	2001
MOORE, Jeramie	1994-95-96
MOORE, Tyler	2012-13
MORAN, Tim	1984
MOREL, Harry	1963-64-65
MOREL, Tommy	1999-2000
MORGAN, George	1983-84
MORMANN, Mitch	2010
MORRIS, Lyndon	1966-67
MORRIS, O.L.	1915
MORRIS, Warren	1994-95-96
MORSE, John	1982-83
MOSES, Chip	1980-81
MOUTON, Lyle	1990-91
MOYSEE.....	1905
MULA, Jared	1990-91-92
MULSHENOCK, Ken	1982-83
MUNGER, David	1969-70-71-72
MURDOCK, Mike	1981-83-84
MURPHY, Gene	1948-49-51
MURRAY, S.	1930

N

NACCARATA, Ivan	2003-04
NAFF, Frank,	1959-60-61
NALL, Brandon	2005
NAQUIN, Greg	1987-89
NATTIN, George	1960
NAVARRO, G.B.	1900
NEAL, Mike	1991-92-93

NERONI, Kevin	1977
NEUMANN, Leonard	1965
NEWMAN, Donald	1976
NEWMAN, Hunter	2013
NICHOLSON, Jordan	2008-09
NOLA, Aaron	2012-13
NOLA, Austin	2009-10-11-12
NOLAN, J.	1936
NOLAN, R.	1937
NUGENT, Tim	1998-99-00-01
NUNALLY, Michael	1969-71-72

O

OCHINKO, Sean	2007-08-09
O'DONOGHUE, John	1988-89-90
OGATA, Jason	2006
OGEA, Chad	1989-90-91
OGIN, Steve	1967-68
OLEXY, Keith	1974
OLIVERIO, John	1974
OLIVIER, L.A.	1899-1902
OLSEN, Eddie	1977-78-79-80
OLSON, Randy	1979-80
OLVEY, Derik	2006
O'ROCK, Don	1979
OSER, F.	1937-38
OSHESKIE, Dan	1981
OSTIK, Keith	1988-89-90
OTT, Matty	2009-10-11
OWEN, Chet	1947

P

PADRON, J.P.	2005
PAINICH, Joey	1996-97
PALMER, Ed	1943
PAPAJOHN, Mike	1986-87
PARKER, Clay	1982-83-84-85
PARSONS.....	1947
PATTERSON, Gregg	1985-86-87
PATTERSON, Ryan	2003-04-05
PAYER, Luther	1951
PAYNE, Bobby	1979
PEARCE, Chris	1994
PEEVER, Lloyd	1992
PEGUES, W.T.	1900-01
PEMBERTON, Craig	1969-70-71-72
PERKINS, A.M.	1913-14
PETERSON, Samuel	2011
PETERSON, Stuart	2008
PETIT, A.E.	1899
PETRON, Andy,	1981-82
PETTISS, J.	1954-55
PETTIT, Bo	2000-01-02-03
PHILLIPS, Chris	2001-02
PIPES, B.N.	1907
PISTORIUS, Jerry	1952-53
PITCHER.....	1915
PITCHER, Bill	1923-24-25
PITTMAN, J.C.	1934
PLEASANT, R.G.	1893-95
POCHE, Jim	1961-62
POERSCHKE, Fred	1953 (Manager)
POLIZOLA, Frank J.	1961-62
POLIZOLA, Keith	1996-97
PONTIFF, Nicholas	2006-07-08-09
PONTIFF, Wally	2000-01-02
PORETTI, Chuck	1940-41
POSTELL, F.K.	1915-17
POSTELL, W.D.	1916
POWELL, Evan	2012
POWELL, Jerry	1979-80
POURCIAU, Danny	1983-84
POURQUE, Conrad	1969
PRICE, V.	1925-26
PURDY, Kenneth	1956
PURVIS, Don	1959

Q

QUIGLEY, Van	1964-65-66
--------------	------------

R

RADOVICH, R.	1940
RAGGIO, Cecil	1961
RAMIREZ, Edgar	2005-06
RAMSEY,	1902-03
RANAUDO, Anthony	2008-09-10
RANTZ, Ronnie	1991-92



The 1915 Tigers



The 1993 Tigers

RAYMER, David	2001-02
RAYMOS, George	1944
REBOULET, Jeff	1985-86
REED, Michael	2010
REESE, Stan	1995
REYMOND, R.P.	1905-06-07
REYNOLDS, Russell	2013
RHODEN, Robert	1976-77
RHYMES, Raph	2011-12-13
RHYMES, Ray	1954-55
RICHARDSON, Roland	1969
RICHE, G.	1917
RICHOUX, Ralph	1956-57-58
RIEDIE, Shane	2009
RIOS, Armando	1991-92-93
RITTNER, Jordan	2010
ROBBINS, Ronnie	1982-83
ROBERTS,	1919
ROBERTS, C.M.	1898
ROBERTSON, H.F.	1893
ROBERTSON, R.	1893
RODNEY, W.	1899-1901
RODRIGUEZ,	1929
ROMAGOSA, M.	1936-37-38
ROMAINE, Blackie	1943
ROSS,	1920
ROSS, Austin	2008-09-10
ROSS, Ty	2011-12-13
ROUSSOS, George	1951
ROUSSEAU, Ron	1963-64
ROY, A.J.	1921-22
RUMBELOW, Nick	2011-12-13
RUTLEDGE, Guy	1963-84
RUTLEDGE, Trey	1993

S	
SAAB, Mike	1980-81-82-83
SADLER, Billy	2003
SAIZAN, Thomas	1973-74-75
SANBOURN, E.	1932
SANTARELLI, Cal	1982-83
SAVAGE, James	1968-69-71
SANFORD, J.	1901-02-03
SARRADET, Darren	1980
SAUNDERS, Henri	1991
SAVOIE, Ronnie	1974-75
SAXON, Ben	1999-2000
SCELFO, Rocky	2002
SCHEUTZ,	1965
SCHEXNAIDER, R.	1929-30-31
SCHIMPF, Ryan	2007-08-09
SCHNEIDER, D.	1978-79-80-81
SCHNEIDER, Tim	1983-84
SCHNEIDEWIND, Scott	1988-89

SCHEUERING, R.	1932-34
SCHULTZ, Scott	1992-93-94-95
SCHWING, I.H.	1900-01
SCIAMBRA, Chris	2012-13
SCOBIE, Jason	2000-01
SCOTT, E.A.	1897
SCOTT, Julius	1980-81-82-83
SCREEN, Pat	1964
SEAGO, Ernest	1934
SEBASTIN, J.D.	1918-20-21-22
SEWALD, Mitch	2013
SEXTON, Ed	1970-71-72
SHAFFER, Darryl	2006
SHANK, David	2002
SHARP,	1903
SHARP, Ivoy	1941
SHEEHY, Butch	1980-81-82-83
SHEETS, Andy	1991-92
SHIPP, Kevin	1996-97
SIGLER, Roger	1954-55-56-57
SILVERBLATT, Alan	1970-71
SIMON, Antoine	1998-99
SIMS, Bill	1943
SINGLETARY,	1895-97
SIROTKA, Mike	1990-91-92-93
SLACK, J.S.	1910-11-12
SLABOTSKY, H.	1905
SLAID, Jackson	2011-12
SLAUGHTER, W.S.	1899
SLOANE, Lea	1943
SMITH,	1938
SMITH, Allen	1960-61-62
SMITH, B.	1920
SMITH, Collin	2004
SMITH, G.D.	1907-08
SMITH, Greg	2003-04-05
SMITH, Hadley	1961
SMITH, J.C.	1941-42-43
SMITH, Mike	1927-28-29
SMITH, Robbie	1984-85
SMITH, Terry	1966
SMYTH, C.R.	1905-06-07
SNIKERIS, Jordy	2011-12
SNYDER, J.E.	1895
SODERERC, Jon	1980
SON, Chucky	1999
SONDEREGGER, Mike	1970-71-72-73
SOSSAMON, Tim	1984-85
SOULE,	1920
SOUTHERLAND, Fred	1960-61-62
SPAULDING, Steven	1969
SPENCER, Fritz	1947-48
SPITZ, Steven	1973-74
SPRINGER, Russell	1987-88-89
SPROWL, Bruce	2003-05-06

STAFFORD, Red	1944-47
STALES, T.M.	1917-18-19-20
ST. AMANT, Lou	1959
STANFORD, Bert	1948
STAPLES, C.	1917-19
STAVINHOA, Nick	2004-05
STAYTON, W. "Bill"	1932
STAYTON, W.D.	1902-03-05
STEELE, J.E.	1924-25-26
STEFAN, Paul J.	1975-76
STELL, Jabbo	1938
STEVENS, Ed	1932
STEVENS, N.G.	1926
STEVENSON, Andrew	2013
STEWART, Bob	1964
STEWART, Quinn	2003-05-06
STOCCO, Mark	1993
STOFSKY, Wayne	1987
STOKES, Dale	1983
STOVALL, D.	1955
STOVALL, H.H.	1925-26-28
STRANGE, Charles, "Bo"	1960
STRICKLAND, J.	1927-28-29
STRINGFIELD, Cliff	1953
STROVINK, Eric	1989
SUDDITH, Tom	1941
SUMMERS, Morris	1961-62
SWANSON, A.L.	1925
SWART, W.	1906

T	
TALBOT, E.L.	1913
TALLET, Brian	1999-2000
TANDY, Joe	1949 (Manager)
TATE, A.	1915-16-17
TATUM, Willie L.	1967
TAYLOR, J.W.	1893
TAYLOR, W.T.	1940-41-42
TAYLOR, William	1972-73
TEAGUE, Sean	1994
TELLECHEA, Johnny	1990-91
TERRELL, Robbie	1961-62
TERRIS, Adam	1985, 88
THEARD, Al	1942-43
THERIOT, Bobby	1961-62-63
THERIOT, Ryan	1999-00-01
THIBODEAUX, Joey	1977-78-79-80
THIBODEAUX, Johnnie	1997-98-00-01
THOMAS, Alvin	1977
THOMAS, Johnny	1961-62-63
THOMPSON, Doug	1997-98
THOMPSON, Richard	1948-49-50-51
THOMPSON, W.H.	1908-09
TILLINGHAST, A.Y.	1931
TINSLEY, Gaynell	1935-36-37
TOMPKINS, Jake	2002-03
TOUPS, Frank A.	1974-75-76
TRENE, J.	1893
TRIMM, Sherman	1979
TRIPLETT, Bill	1963-64
TRITTICO,	1934
TROXLER, A.	1934
TUJAGUE, Lucien	1977-78-79-80
TULLIER, James	1968
TUMINELLO, Bobby	1947-49
TURNER, Bill	1941-42
TURNER, Bruce	1960-61
TYSON, Jeremy	1994-95

U	
UREMOVICH, Jim	1978-79

V	
VACCARA, F.P.	1909
VAN LOON, Bill	1981
VARGAS, Jason	2002
VASQUEZ, Rich	1987-88
VAUGHN, Jack	1964
VAUGHT, Chad	2001-02-03
VERDUGO, Ryan	2008
VERGES, Ernie	1951-52
VICTORIANO, Gerard	2005-06
VIRGETS, Tommy	1952-53-54-55
VOIGT, Jack	1986-87
VOORHIES,	1905
VOORHIES, Charles	1975-76-77-78

W	
WADDILL, G.D.	1895-97
WADE, F.M.	1911-12
WADSWORTH, Tim	1978
WAGGONER, Todd	1987-88
WAGUESPACK, Steven	2006-07
WAINWRIGHT, J.A.	1911
WALDEN, H.E.	1912-13-14-15
WALET, P.H.	1912-13
WALKER, Edward	1979-80
WALKER, I.	1935-36-37
WALKER, Todd	1992-93-94
WALL, E.E.	1899
WALL, Jason	1989-90
WALLER, Red	1915-16
WALTERS, Bill	1943-47-48
WARD, Kevin	1996
WARDLOW, Spot	1915-16
WARE, Spencer	2011
WARMBROD, James	1936-37-38
WATKINS,	1924
WATKINS, E.	1930
WATKINS, O.	1926-27
WATKINS, Trey	2010-11
WATSON, Toby	1941
WATTS,	1895
WAX, Daryl	1976
WEAVER, Dustin	2003-04-05
WEBER, D.L.	1903-05-06
WEBER, S.J.	1956
WEINER, R.	1938
WELCH, Darren	2002
WEST, J.C.	1944
WESTBROOK, J.T.	1898
WHEALY, Patrik	1974-75-76-77
WHEELER, Red	1943
WHITE, Al	1957-58
WHITED, H.W.	1903
WHITTY, Daryl	1953-54-55
WIESLER, Billy	1981-82
WIETHORN, Eric	2001-02
WILBANKS, T.E.	1918
WILBERT, A.E.	1908-09
WILBERT, E.C.	1905-08
WILBERT, F.P.	1902-03
WILBERT, J.A.	1905
WILES, Randy	1970-71-72-73
WILHITE, Brian	1987-88
WILHITE, Jonathan	2006
WILKINSON, H.	1907
WILKINSON, J.P.	1912-17
WILLIAMS, Jason	1993-94-95-96
WILLIAMS, J.Q.	1921
WILSON, Brad	1993-94-95-96
WILSON, Brian	2001-02
WINDERS, Brian	1993-94-95
WINSTON, Roy	1961
WISE, J.T.	2006-07
WITTEN, Jeremy	1997-98-99-2000
WOMACK,	1903
WOMACK,	1917
WOMBLE,	1898-99
WOODRUFF, Marvin	1976
WOODWARD, Robert	1971-73
WRIGHT, Larry D.	1975-76-77-78
WRIGHT, Ray	2000-01

Y	
YARNALL, Eddie	1994-95-96
YERGER, M.	1959
YOCOM, Casey	2012-13
YOUNMAN, Shane	1989-00-01
YOUNG,	1902
YOUNG, E.B.	1893
YOUNG, T.W.	1898
YURTIN, Jeff	1985-86

Z	
ZEIGLER, Randy	2009
ZERINGUE, Jon	2002-03-04
ZIMMERMAN, Joe	1986-87
ZIMMERMAN,	1913
ZINN, Jimmy	1947
ZINSER, P.	1954-55
ZINSMAN, Zeph	2001
ZWEIG, Ivan	1995

Year-by-Year W-L Records

/---OVERALL---/				/---SEC---/				
SEASON	W	L	PCT.	W	L	PCT.	SEC FINISH	COACH
1893	1	0	1.000					E.B. Young
1894	(No Games)							
1895	0	3	.000					No Coach
1896	(No Games)							
1897	3	3	.500					E.A. Scott
1898	2	3	.400					A.W. Jeardeau
1899	6	4	.600					C.V. Cusachs
1900	2	3	.400					L.P. Piper
1901	6	3	.667					L.P. Piper
1902	6	6	.500					W.S. Borland
1903	4	5	.444					W.S. Borland
1904	(No Games)							
1905	4	6	.400					D.A. Killian
1906	10	3	.769					D.A. Killian
1907	11	7	.611					J. Phillips
1908	9	12	.429					E.R. Wingard
1909	7	10	.411					E.R. Wingard
1910	7	9	.438					J.W. Mayhew
1911	8	7	.533					J.W. Mayhew
1912	8	6	.571					Bob Pender
1913	7	11	.389					Bob Pender
1914	4	8	.333					Doc Stroud
1915	10	9	.526					Doc Stroud
1916	15	8	.652					Doc Stroud
1917	7	4	.636					Doc Stroud
1918	8	4	.667					Doc Stroud
1919	12	4	.750					Doc Stroud
1920	10	8	.555					Doc Stroud
1921	9	11	.450					Doc Stroud
1922	7	6	.538					Branch Bocock
1923	8	9	.471					Branch Bocock
1924	4	9	.308					Moon Ducote
1925	5	9	.357					M.J. Donahue
1926	10	6	.625					M.J. Donahue
1927	8	6	.571					Harry Rabenhorst
1928	7	11	.389					Harry Rabenhorst
1929	3	6	.333					Harry Rabenhorst
1930	6	8	.429					Harry Rabenhorst
1931	3	6	.333					Harry Rabenhorst
1932	4	7	.364					Harry Rabenhorst
1933	3	7	.300	0	4	.000	7th	Harry Rabenhorst
1934	6	8	.429	3	6	.333	7th	Harry Rabenhorst
1935	8	7	.533	4	6	.400	6th	Harry Rabenhorst
1936	15	4	.789	7	4	.636	2nd	Harry Rabenhorst
1937	12	14	.462	5	10	.333	7th	Harry Rabenhorst
1938	7	8	.466	3	6	.333	8th	Harry Rabenhorst
1939	22	6	.786	10	2	.833	1st	Harry Rabenhorst
1940	16	5	.762	10	4	.714	3rd	Harry Rabenhorst
1941	10	13	.435	5	9	.357	9th	Harry Rabenhorst
1942	9	9	.500	6	6	.500	4th	Harry Rabenhorst
1943	13	8	.619	11	3	.786	1st	A.L. Swanson
1944	4	8	.333	(No Games)				A.L. Swanson
1945	11	7	.611	(No Games)				A.L. Swanson
1946	10	5	.667	11	3	.786	1st	Harry Rabenhorst
1947	10	9	.526	4	7	.364	10th	Harry Rabenhorst
1948	7	14	.333	4	10	.286	9th	Harry Rabenhorst
1949	6	11	.353	5	9	.357	9th	Harry Rabenhorst

Note: SEC Western Division finishes are listed from 1959-1985.

/---OVERALL---/				/---SEC---/				
SEASON	W	L	PCT.	W	L	PCT.	SEC FINISH	COACH
1950	5	9	.367	2	7	.222	11th	Harry Rabenhorst
1951	10	6	.625	6	6	.500	5th	Harry Rabenhorst
1952	9	11	.450	7	9	.438	7th	Harry Rabenhorst
1953	8	10	.444	7	8	.476	7th	Harry Rabenhorst
1954	8	11	.421	5	10	.333	10th	Harry Rabenhorst
1955	6	17	.261	1	1	.267	10th	Harry Rabenhorst
1956	9	11	.450	7	9	.438	7th	Harry Rabenhorst
1957	8	11	.421	6	8	.428	8th	Ray Didier
1958	14	11	.560	9	6	.650	4th	Ray Didier
1959	16	17	.485	7	9	.469	3rd	Ray Didier
1960	15	14	.510	6	9	.400	4th	Ray Didier
1961	20	5	.800	13	4	.764	1st	Ray Didier
1962	15	11	.577	8	7	.533	2nd	Ray Didier
1963	16	10	.615	9	7	.563	2nd	Ray Didier
1964	11	11	.500	5	7	.417	4th	Jim Waldrop
1965	6	13	.316	4	11	.267	5th	Jim Waldrop
1966	9	14	.391	4	12	.250	5th	Jim Smith
1967	17	13	.567	9	9*	.500	1st	Jim Smith
1968	20	14	.588	10	8**	.556	1st	Jim Smith
1969	11	24	.314	4	13	.235	4th	Jim Smith
1970	16	19	.457	5	11	.313	3rd	Jim Smith
1971	20	16	.556	10	8	.556	2nd	Jim Smith
1972	21	21	.500	7	11	.389	2nd	Jim Smith
1973	18	13	.581	6	7	.462	2nd	Jim Smith
1974	18	17	.514	7	10	.412	4th	Jim Smith
1975	40	16	.714	19	3	.864	1st	Jim Smith
1976	19	23	.452	11	12	.478	3rd	Jim Smith
1977	17	27	.386	4	14	.222	5th	Jim Smith
1978	12	34	.282	6	18	.333	5th	Jim Smith
1979	34	20	.630	13	7	.650	2nd	Jack Lamabe
1980	23	19	.548	8	9	.471	4th	Jack Lamabe
1981	23	30	.434	7	14	.333	4th	Jack Lamabe
1982	26	25	.509	9	13	.409	4th	Jack Lamabe
1983	28	21	.571	9	12	.429	4th	Jack Lamabe
1984	32	23	.581	12	12	.500	3rd	Skip Bertman
1985	41	18	.694	17	7	.708	1st	Skip Bertman
1986	55	14	.797	22	5	.815	1st	Skip Bertman
1987	49	19	.721	12	10	.545	5th	Skip Bertman
1988	39	21	.650	16	11	.593	5th	Skip Bertman
1989	55	17	.764	18	9	.666	2nd	Skip Bertman
1990	54	19	.740	20	7	.741	1st	Skip Bertman
1991	55	18	.753	19	7	.731	1st	Skip Bertman
1992	50	16	.758	18	6	.750	1st	Skip Bertman
1993	53	17	.757	18	8	.692	1st	Skip Bertman
1994	46	20	.697	21	6	.777	2nd	Skip Bertman
1995	47	18	.723	17	12	.586	5th	Skip Bertman
1996	52	15	.776	20	10	.667	1st	Skip Bertman
1997	57	13	.814	22	7	.759	1st	Skip Bertman
1998	48	19	.716	21	9	.700	2nd	Skip Bertman
1999	41	24	.621	18	11	.621	3rd	Skip Bertman
2000	52	17	.754	19	10	.655	2nd	Skip Bertman
2001	44	22	.667	18	12	.600	2nd	Skip Bertman
2002	44	22	.667	19	10	.655	4th	Smoke Laval
2003	45	22	.672	20	9	.690	1st	Smoke Laval
2004	46	19	.708	18	12	.600	3rd	Smoke Laval
2005	40	22	.645	18	12	.600	3rd	Smoke Laval
2006	35	24	.593	13	17	.433	8th	Smoke Laval
2007	29	26	.527	12	17	.414	10th	Paul Mainieri
2008	49	19	.721	18	11	.621	2nd	Paul Mainieri
2009	56	17	.767	20	10	.667	1st	Paul Mainieri
2010	41	22	.651	14	16	.467	8th	Paul Mainieri
2011	36	20	.643	13	17	.433	9th	Paul Mainieri
2012	47	18	.723	19	11	.633	1st	Paul Mainieri
2013	57	11	.838	23	7	.767	2nd	Paul Mainieri
Totals #	2343	1486	.611	886	726	.549		

* - lost to Ole Miss 6-2 in single-game playoff for Western Division title
 ** - lost to Alabama 6-4 in single-game playoff for Western Division title
 # - LSU has also tied 23 games in its baseball history, including five ties in SEC games.




Harry Rabenhorst
1927-42; 1946-56



Ray Didier
1957-63



Jim Smith
1966-78



Jack Lamabe
1979-83



Skip Bertman
1984-2001



Smoke Laval
2002-2006



Paul Mainieri
2007-Present

YEARS	COACH	SEASONS	GAMES	WON	LOST	TIED	PCT.
1893	E.B. Young	1	1	1	0	0	1.000
1895	No Coach	1	3	0	3	0	.000
1897	E.A. Scott	1	6	3	3	0	.500
1898	A.W. Jeardeau	1	5	2	3	0	.400
1899	C.V. Cusachs	1	10	6	4	0	.600
1900-01	L.P. Piper	2	15	8	6	1	.566
1902-03	W.S. Borland	2	22	10	11	1	.477
1905-06	D.A. Killian	2	23	14	9	0	.609
1907	J. Phillips	1	18	11	7	1	.611
1908-09	E.R. Wingard	2	39	16	22	1	.423
1910-11	J.W. Mayhew	2	31	15	16	0	.484
1912-13	Bob Pender	2	32	15	17	0	.469
1914-21	Doc Stroud	8	138	73	58	5	.563
1922-23	Branch Bockock	2	32	15	15	2	.500
1924	Moon Ducote	1	13	4	9	0	.308
1925-26	Mike Donahue	2	33	15	15	3	.500
1927-42/46-56	Harry Rabenhorst	27	446	220	226	3	.493
1943-45	A.L. Swanson	3	48	27	21	0	.563
1957-63	Ray Didier	7	183	104	79	0	.568
1964-65	Jim Waldrop	2	41	17	24	0	.415
1966-78	Jim Smith	13	489	238	251	0	.486
1979-83	Jack Lamabe	5	249	134	115	0	.538
1984-2001	Skip Bertman	18	1,203	870	330	3	.724
2002-2006	Smoke Laval	5	320	210	109	1	.658
2007-present	Paul Mainieri	7	450	315	133	2	.702
TOTALS	25 COACHES	118	3852	2343	1486	23	.611

Illinois	W, 4-3
at SW Louisiana	W, 1-0
at St. Charles College	W, 14-4
at Rice	W, 3-0
at Rice	W, 1-0
at Texas A&M	L, 0-1
at Texas A&M	L, 3-6
at Baylor	W, 4-1
at Baylor	L, 8-11
Alabama	L, 8-9
Alabama	L, 2-3
Tulane	W, 2-0
Tulane	W, 14-8
Tulane	W, 16-1
Tulane	L, 2-6
Bogalusa (Pro)	W, 6-2

1917 (7-4-2) Coach Doc Stroud

at Jefferson College	L, 1-2
St. Charles College	W, 6-0
St. Charles College	W, 5-2
Texas A&M	T, 3-3
at Texas A&M	L, 3-6
at Jefferson College	W, 4-1
Jefferson College	W, 7-3
Illinois	W, 1-0
Illinois	W, 3-1
at Miss. State	T, 0-0
at Miss. State	L, 2-5
at Alabama	L, 2-12
at Alabama	W, 13-2

1918 (8-4) Coach Doc Stroud

Jefferson College	W, 5-0
at Jefferson College	W, 7-0
at Jefferson College	W, 15-8
U.S.N.R. (N.O.)	L, 1-4
Miss. State	L, 1-2
Miss. State	W, 11-5
at Alabama	L, 0-2
at Alabama	W, 5-2
at Miss. State	W, 1-0
at Miss. State	W, 1-0
at Alabama	L, 2-4
at Alabama	W, 1-0

1919 (12-4) Coach Doc Stroud

Jefferson College	W, 2-1
Jefferson College	W, 9-0
La. College	W, 9-0
La. College	W, 8-0
K. of C. (B.R.)	W, 8-1
SW Louisiana	W, 10-3
SW Louisiana	W, 12-0
Miss. College	W, 17-0
Miss. College	W, 8-2
Stanocolas (B.R.)	W, 7-3
at Tulane	L, 1-5
at Miss. College	W, 9-5
at Miss. State	L, 0-5
at Alabama	L, 1-2
at Alabama	L, 0-9
Tulane	W, 7-1

1920 (10-8-1) Coach Doc Stroud

U.S. Marine (3rd Div.)	L, 1-8
Jefferson College	W, 5-2
Jefferson College	L, 2-5
at Millsaps	W, 9-0
at Mississippi	L, 0-2
at Mississippi	L, 4-5
Spring Hill	W, 4-1
Spring Hill	W, 5-0

Millsaps	W, 5-1
Millsaps	W, 3-2
Alabama	L, 1-6
Alabama	L, 4-5
at Miss. State	W, 4-2
at Meridian (CSL)	W, 11-4
at Alabama	L, 0-4
at Alabama	L, 1-4
La. Tech	W, 4-3
La. Tech	W, 4-0
Stanocolas (BR)	T, 2-2

1921 (9-11-1) Coach Doc Stroud

Jefferson College	W, 10-4
Jefferson College	W, 10-1
Spring Hill	L, 15-16
Indianapolis (Pro)	L, 0-10
Mississippi	W, 5-4
Mississippi	L, 3-4
Miss. State	L, 0-1
Miss. State	L, 0-6
Miss. College	W, 4-1
Miss. College	W, 5-2
Hattiesburg Normal	L, 2-3
Alabama	L, 0-4
Alabama	W, 5-4
Miss. College	T, 3-3
Miss. College	W, 4-2
Miss. College	L, 0-1
Miss. College	L, 0-2
Spring Hill	W, 11-0
Spring Hill	L, 1-3
Stanocolas (B.R.)	W, 12-1
Stanocolas (B.R.)	L, 3-8

1922 (7-6) Coach Branch Bocock

Miss. College	L, 1-7
Miss. State	L, 5-9
Miss. State	W, 5-4
New Orleans (S.L.)	L, 0-15
at Loyola N.O.	W, 12-5
at Loyola N.O.	L, 1-4
Mississippi	W, 8-3
Mississippi	W, 4-1
Texas	L, 3-5
Texas	W, 9-8
at Miss. College	W, 4-1
at Miss. College	L, 3-4
at Alabama	W, 8-6

1923 (8-9-2) Coach Branch Bocock

Mississippi	L, 1-2
Mississippi	W, 3-2
at Miss. College	W, 4-
at Miss. College	L, 3-8
at Miss. State	L, 2-8
at Miss. State	L, 1-2
Illinois	L, 3-13
Illinois	T, 6-6
Spring Hill	W, 4-1
Alabama	L, 6-9
Alabama	L, 4-5
at Tulane	W, 4-2
at Tulane	L, 3-6
at Spring Hill	L, 0-6
at Spring Hill	W, 12-6
at St. Stanislaus	W, 5-2
at St. Stanislaus	W, 13-7
Tulane	W, 6-5
Tulane	T, 6-6

1924 (4-9) Coach Moon Ducote

at SW Louisiana	W, 11-1
-----------------	---------

at SW Louisiana	W, 9-4
Miss. State	L, 5-14
Spring Hill	W, 5-3
Spring Hill	L, 3-13
Illinois	L, 4-8
Illinois	L, 5-6
Tulane	L, 2-3
Miss. College	L, 4-6
Tulane	L, 3-7
Tulane	W, 4-3
at Tulane	L, 4-8
at Tulane	L, 1-2

1925 (5-9-2) Coach Mike Donahue

Stanocolas	W, 5-2
SW Louisiana	L, 4-9
Stanocolas	W, 7-2
Stanocolas	T, 9-9
Chicago (AL)	L, 7-17
Iowa	L, 3-4
Iowa	T, 4-4
at Tulane	L, 5-6
at Tulane	L, 6-7
Tulane	W, 7-4
Tulane	W, 14-7
at Miss. State	L, 4-10
at Miss. State	L, 6-17
at La. Tech	L, 3-6
at La. Tech	W, 27-6
at La. Tech	L, 2-7

1926 (10-6-1) Coach Mike Donahue

B.R. YMCA	W, 6-0
Miss. State	L, 4-12
Indiana	W, 17-11
Indiana	T, 3-3
at SW Louisiana	W, 9-2
at Miss. State	L, 3-1
at Miss. State	W, 9-7
at Mississippi	L, 2-5
at Mississippi	L, 2-5
Tulane	W, 2-0
at Tulane	L, 2-4
at Tulane	W, 4-2
at La. Normal	W, 3-2
at La. Normal	W, 6-3
La. Tech	W, 9-3
La. Tech	L, 1-4
La. Tech	W, 1-0

1927 (8-6) Coach Harry Rabenhorst

SW Louisiana	W, 6-0
SW Louisiana	W, 3-2
at La. Tech	W, 7-2
at Centenary	L, 2-6
at Centenary	L, 3-5
at Loyola N.O.	W, 11-4
at Loyola N.O.	L, 7-9
Loyola N.O.	W, 5-0
Loyola N.O.	W, 11-5
Alabama	L, 1-6
Alabama	L, 1-2
Stanocolas	L, 5-6
Tulane	W, 7-1
Tulane	W, 4-0

1928 (7-11) Coach Harry Rabenhorst

Stanocolas	L, 2-3
Stanocolas	W, 6-4
Iowa	L, 1-13
Iowa	L, 0-3
Notre Dame	L, 3-5
at Tulane	L, 4-7

at Alabama	W, 1-0
at Alabama	L, 3-7
Miss. State	W, 1-0
Miss. State	L, 0-12
at Loyola N.O.	W, 12-4
at Loyola N.O.	W, 9-8
Tulane	W, 7-6
Tulane	L, 3-6
La. Normal	W, 13-0
La. Normal	L, 2-10
Louisiana Tech	L, 13-14
Louisiana Tech	L, 3-7

1929 (3-6) Coach Harry Rabenhorst

Illinois	L, 4-7
Illinois	W, 9-6
Alabama	L, 2-9
Alabama	L, 0-1
Mississippi	L, 0-7
at Tulane	W, 8-6
at Tulane	L, 0-3
Tulane	L, 6-7
Tulane	W, 5-4

1930 (6-8) Coach Harry Rabenhorst

Miss. S.C.	W, 6-5
Baton Rouge (CSL)	Loss
at Miss. State	L, 4-8
at Miss. State	L, 4-8
at Alabama	L, 3-18
at Alabama	L, 0-5
at Mississippi	Loss
at Mississippi	Loss
Spring Hill	L, 5-6
Spring Hill	W, 5-4
at Tulane	W, 8-4
at Tulane	W, 12-4
Tulane	W, 12-4
Tulane	W, 10-1

1931 (3-6-1) Coach Harry Rabenhorst

Minnesota	W, 6-4
Alabama	L, 1-7
Alabama	T, 18-18
Miss. State	W, 7-3
Miss. State	L, 2-8
at Miss. State	W, 2-1
at Alabama	L, 3-13
Baton Rouge (CSL)	L, 6-9
Mississippi	L, 3-5
Mississippi	L, 5-7

1932 (4-7-1) Coach Harry Rabenhorst

Miss. State	W, 7-6
Miss. State	L, 6-8
at Alabama	L, 0-7
at Alabama	L, 5-28
at Miss. State	L, 0-12
at Miss. State	L, 10-13
Alabama	L, 4-9
Alabama	T, 3-3
Baton Rouge (CSL)	Loss
Tulane	W, 7-1
Tulane	W, 6-2
Tulane	W, 11-10

1933 (3-7) Coach Harry Rabenhorst

Miss. State	L, 0-3
Miss. State	L, 2-9
Louisiana Tech	L, 0-12
Louisiana Tech	W, 11-2
at Miss. State	L, 0-1
at Miss. State	W, 17-5

Baton Rouge (CSL)	L, 0-12
Baton Rouge (CSL)	W, 8-4
at Louisiana Tech	L, 8-9
at Louisiana Tech	L, 2-4

1934 (6-8-1) Coach Harry Rabenhorst

Longview	L, 3-4
Alabama	L, 1-13
Alabama	L, 1-15
Miss. State	L, 2-11
Louisiana Tech	W, 6-0
Louisiana Tech	L, 3-4
Baton Rouge (CSL)	T, 2-2
at Miss. S.C.	W, 10-9
Miss. S.C.	L, 6-25
at Alabama	L, 7-10
at Alabama	L, 8-13
Mississippi	W, 10-6
Mississippi	W, 6-5
at Louisiana Tech	W, 5-0
at Louisiana Tech	W, 6-1

1935 (8-7) Coach Harry Rabenhorst

Purdue	W, 4-3
Purdue	W, 11-1
Alabama	L, 0-10
Alabama	W, 3-2
at Opelousas (Pro)	L, 1-3
at Alabama	L, 0-6
at Alabama	L, 2-3
at Miss. State	L, 5-15
at Miss. State	L, 5-6
Miss. State	W, 5-2
Miss. State	L, 2-16
Mississippi	W, 1-0
Mississippi	W, 5-4
Louisiana Tech	W, 5-4
Louisiana Tech	W, 9-6

1936 (15-4) Coach Harry Rabenhorst

Miss. College	W, 11-4
Miss. College	W, 6-5
Minnesota	W, 13-6
Minnesota	W, 12-1
Alabama	W, 6-3
Alabama	L, 5-11
Miss. State	W, 6-0
at Auburn	W, 6-4
at Auburn	W, 16-4
at Lanier H.S.	W, 23-2
at Alabama	L, 8-9
at Alabama	L, 8-10
at Miss. State	L, 3-4
at Miss. State	W, 3-2
at Louisiana Tech	W, 13-1
at Louisiana Tech	W, 6-1
at Monroe All-Stars	W, 8-0
Mississippi	W, 8-1
Mississippi	W, 28-7

1937 (12-14) Coach Harry Rabenhorst

Southeastern La.	L, 1-10
Miss. College	W, 6-0
Miss. College	W, 7-0
Iowa	W, 5-4
Iowa	W, 6-4
Miss. State	L, 1-5
Miss. State	L, 4-10
Northwestern III.	L, 1-3
Northwestern III.	W, 6-5
Alabama	L, 2-15
Alabama	L, 3-13

at Miss. State	L, 4-5
at Miss. State	L, 2-13
at Alabama	L, 1-9
at Alabama	L, 0-15
Louisiana Tech	W, 6-1
Louisiana Tech	L, 5-9
Tulane	W, 17-13
Tulane	W, 10-5
at Mississippi	L, 0-16
Mississippi	W, 6-3
Mississippi	L, 5-11
at Tulane	W, 11-10
at Tulane	W, 7-6
at Louisiana Tech	L, 4-6
at Louisiana Tech	W, 4-2

1938 (7-8-1) Coach Harry Rabenhorst

Minnesota	L, 5-6
Essos	L, 2-5
Alabama	L, 6-7
Northwestern III.	W, 7-6
Northwestern III.	W, 6-4
at Mississippi	T, 0-0
at Alabama	L, 4-5
at Alabama	L, 5-12
at Miss. State	L, 1-4
at Miss. State	W, 8-1
Louisiana Tech	W, 12-7
Louisiana Tech	W, 7-1
Mississippi	L, 3-4
Mississippi	W, 11-5
Tulane	L, 6-8
Tulane	W, 17-7

**1939 (22-6) Coach Harry Rabenhorst
SEC Champions**

NY Giant Yannigens	W, 20-2
Minnesota	W, 7-4
Minnesota	W, 6-3
Minnesota	W, 4-0
Minnesota	W, 6-0
at Abbeville	L, 2-18
Northwestern III.	W, 8-5
Northwestern III.	L, 2-6
Mississippi	L, 5-8
Mississippi	W, 8-0
Alabama	W, 9-2
Alabama	W, 4-3
N. Illinois Tech	W, 18-6
Miss. State	W, 8-3
Miss. State	W, 4-1
at Alabama	W, 8-7
at Alabama	L, 9-10
at Miss. State	W, 5-4
at Tulane	W, 11-3
at Tulane	W, 10-1
Tulane	W, 16-0
at Essos (Semi-pro)	W, 4-0
at Northwestern III.	W, 6-1
at Northwestern III.	W, 20-12
at Minnesota	L, 2-9
at Minnesota	L, 2-3
at Minnesota	W, 5-0
at Luther College	W, 4-3

1940 (16-5) Coach Harry Rabenhorst

New Orleans (Pro)	W, 5-4
Northwestern III.	W, 10-1
Northwestern III.	W, 4-0
Minnesota	W, 7-4
Minnesota	W, 5-1
Illinois	L, 1-2

Illinois	W, 2-0
Alabama	L, 4-6
Alabama	L, 4-7
Miss. State	W, 7-0
Miss. State	W, 8-2
at Alabama	L, 4-7
at Miss. State	W, 21-5
at Mississippi	W, 6-3
at Mississippi	W, 4-1
Mississippi	W, 3-0
Mississippi	W, 4-0
Tulane	W, 17-1
Tulane	W, 10-1
at Tulane	L, 4-5
at Tulane	W, 9-1

1941 (10-13) Coach Harry Rabenhorst

Minnesota	W, 2-1
Minnesota	W, 2-1
Nashville (Pro)	L, 1-5
Illinois	L, 2-7
Illinois	W, 6-5
Miss. State	L, 0-14
Miss. State	W, 10-2
Northwestern III.	W, 10-8
Iowa	W, 3-2
Iowa	L, 2-3
Alabama	W, 7-6
Alabama	W, 10-5
at Alabama	L, 2-3
at Alabama	L, 5-10
Miss. State	L, 1-4
Miss. State	L, 4-5
Tulane	W, 4-0
Tulane	L, 2-7
at Tulane	W, 2-1
at Tulane	L, 1-3
Ole Miss	L, 2-3
Ole Miss	L, 3-4
at Essos (Pro)	L, 3-4

1942 (9-9) Coach Harry Rabenhorst

Nashville (Pro)	L, 3-4
at Essos (Pro)	L, 4-5
Nashville (Pro)	W, 11-3
at Pensacola Naval	L, 4-7
at Pensacola Naval	W, 9-6
Miss. State	L, 0-1
Miss. State	W, 3-2
at Essos (Pro)	L, 3-14
Alabama	L, 3-11
Alabama	L, 3-9
at Miss. State	W, 4-1
at Miss. State	L, 3-26
at Tulane	W, 5-4
at Tulane	L, 6-7
Tulane	W, 9-2
Tulane	W, 13-2
at Mississippi	W, 12-1
at Mississippi	W, 4-1

**1943 (13-8) Coach A.L. Swanson
SEC Champions**

at Camp Livingston	L, 1-4
at Camp Livingston	L, 8-10
at New Orleans Naval	L, 2-3
Miss. State	W, 6-3
Miss. State	W, 4-0
Mississippi	W, 4-1
Mississippi	W, 6-0
at Camp Shelby	W, 15-1
at Alabama	W, 2-1

at Alabama	L, 1-6
at Miss. State	W, 16-5
at Miss. State	L, 5-6
at Mississippi	W, 6-1
at Mississippi	W, 6-4
at Selman Field	W, 11-7
at Camp Livingston	L, 6-10
at Tulane	W, 7-3
at Tulane	W, 7-3
Tulane	W, 5-4
Tulane	L, 3-8
New Orleans Naval	L, 3-11

1944 (4-8) Coach A.L. Swanson

at Camp Livingston	L, 4-5
at Camp Livingston	L, 1-10
Lake Charles Air Base	W, 4-2
at Selman Field	L, 1-4
at Selman Field	L, 3-10
SW Louisiana	L, 3-6
Hardin Field	L, 0-2
at Tulane	W, 5-3
at Tulane	L, 3-8
at SW Louisiana	W, 9-5
Tulane	W, 3-1
Tulane	L, 0-1

1945 (11-7) Coach A.L. Swanson

Algiers Naval	W, 10-0
Alexandria Air Base	W, 2-1
Keesler Field	W, 8-4
Selman Field	W, 6-2
Tulane	W, 7-5
Tulane	L, 6-10
Tulane	W, 5-1
Alexandria Air Base	L, 2-6
Alabama	L, 5-11
Alabama	W, 16-9
Miss. State	W, 6-0
Miss. State	W, 14-0
Selman Field	L, 2-18
Camp Shelby	L, 5-6
Keesler Field	L, 3-7
BR All Stars	W, 2-0
BR All Stars	L, 3-7

**1946 (10-5) Coach Harry Rabenhorst
SEC Champions**

Trout-Goodpine	W, 3-2
Miss. State	W, 21-0
Miss. State	W, 19-1
Mississippi	L, 3-4
Mississippi	L, 5-6
Miss. State	W, 9-6
Miss. State	W, 12-1
Alabama	W, 4-3
Alabama	W, 13-2
Alabama	L, 2-5
Alabama	W, 7-2
Pensacola Naval	L, 2-3
Pensacola Naval	L, 0-7
Tulane	W, 7-4
Tulane	W, 4-2

1947 (10-9-1) Coach Harry Rabenhorst

Southeastern La.	W, 16-5
Northwestern III.	L, 12-13
Louisiana Tech	W, 9-8
Louisiana Tech	W, 6-3
Iowa	T, 6-6
Iowa	L, 1-6
Miss. State	L, 5-9

Miss. State	W, 5-4
Illinois Wesleyan	W, 11-8
N. Ill. St. Teachers	W, 21-7
Alabama	L, 2-4
Miss. State	W, 13-3
Miss. State	L, 4-7
Alabama	L, 2-4
Alabama	W, 4-3
Keesler Field	W, 8-0
Tulane	W, 15-3
Tulane	L, 2-9
Tulane	L, 3-5
Tulane	L, 2-7

1948 (7-14-1) Coach Harry Rabenhorst

Illinois	L, 0-7
Illinois	T, 3-3
Northwestern Ill.	L, 4-5
Keesler Field	W, 17-8
at Houma	W, 14-10
N. Ill. St. Teachers	W, 3-2
Miss. State	L, 3-5
Miss. State	W, 17-16
Alabama	L, 2-5
Alabama	W, 8-7
at Miss. State	L, 2-6
at Miss. State	L, 8-15
at Alabama	L, 0-13
at Alabama	L, 3-5
at Keesler Field	L, 2-6
at Mississippi	W, 6-5
at Mississippi	L, 10-17
at Tulane	L, 8-11
Tulane	L, 4-5
Tulane	L, 4-6
Tulane	W, 7-6
SW Louisiana	L, 6-10

1949 (6-11) Coach Harry Rabenhorst

Keesler Field	L, 1-5
Illinois Wesleyan	L, 2-8
BR Red Sticks (Pro)	W, 8-7
Miss. State	L, 7-9
Miss. State	L, 7-9
at Alabama	W, 4-0
at Alabama	L, 4-5
at Miss. State	L, 2-7
at Miss. State	L, 4-16
Alabama	L, 6-8
Alabama	L, 0-8
Mississippi	W, 8-2
Mississippi	W, 5-3
Tulane	W, 15-3
Tulane	W, 2-1
at Tulane	L, 4-5
at Tulane	L, 3-4

1950 (5-9-1) Coach Harry Rabenhorst

Keesler Field	W, 10-2
Miss. State	W, 11-2
Alabama	L, 4-5
Alabama	L, 3-5
Purdue	W, 8-4
Purdue	W, 4-1
at Alabama	L, 3-5
at Alabama	L, 11-15
at Miss. State	W, 4-3
at Miss. State	L, 2-5
at Miss. State	L, 1-7
BR Essos	L, 0-3
at BR Essos	L, 5-10
at Tulane	L, 6-8
at Tulane	T, 2-2

1951 (10-6) Coach Harry Rabenhorst

Illinois	W, 3-2
Illinois	W, 2-1
Illinois Wesleyan	W, 18-6
Alabama	L, 5-8
Alabama	W, 5-1
Auburn	W, 5-2
Auburn	W, 3-0
BR Red Sticks	W, 11-7
at Mississippi	L, 2-8
at Mississippi	L, 1-4
at Miss. State	W, 16-2
Mississippi	W, 6-5
at Tulane	L, 6-17
at Tulane	L, 3-5
Tulane	L, 1-2
Tulane	W, 7-3

1952 (9-11) Coach Harry Rabenhorst

Southern Illinois	L, 3-7
Crowley Millers	W, 6-5
at Alabama	L, 0-2
at Alabama	L, 2-11
at Auburn	L, 4-5
at Auburn	L, 6-7
Mississippi	W, 6-1
Mississippi	L, 2-9
BR Red Sticks	W, 10-2
at Crowley Millers	L, 8-13
Miss State	W, 4-0
Miss. State	W, 10-9
at Miss. State	W, 7-6
at Miss. State	L, 7-8
at Mississippi	W, 8-5
at Mississippi	W, 6-5
Tulane	W, 4-3
Tulane	L, 8-11
at Tulane	L, 1-3
at Tulane	L, 10-18

1953 (8-10) Coach Harry Rabenhorst

Auburn	L, 5-6
Auburn	W, 11-7
at Loyola	W, 17-13
Loyola	L, 3-5
Mississippi	W, 10-9
Mississippi	W, 10-6
Miss. State	L, 0-13
Miss. State	L, 1-2
Alabama	W, 10-1
Alabama	W, 11-2
at Mississippi	L, 2-10
at Miss. State	L, 7-16
at Miss. State	W, 11-4
at Tulane	L, 7-8
at Tulane	L, 1-3
Ponchatoula Athletics	L, 11-12
Tulane	W, 10-4
Tulane	L, 7-8

1954 (8-11) Coach Harry Rabenhorst

SE Louisiana	W, 6-3
Miss. State	L, 6-7
Miss. State	W, 7-4
at Loyola	W, 15-8
at Tulane	L, 0-4
at Tulane	L, 9-14
Cincinnati	L, 4-10
at Miss. State	L, 1-7
at Miss. State	L, 1-2
at Alabama	L, 8-13
at Alabama	W, 9-6
Loyola	W, 6-5

at Mississippi	L, 0-10
Vanderbilt	L, 3-5
Vanderbilt	W, 13-3
Mississippi	W, 6-3
Mississippi	W, 7-0
Tulane	L, 1-5
Tulane	L, 1-3

1955 (6-17) Coach Harry Rabenhorst

at Shell Oilers	L, 2-5
at Florida State	L, 3-5
at Florida Southern	L, 4-6
at Florida Southern	W, 6-4
Shell Oilers	W, 11-4
Mississippi	L, 2-6
Mississippi	L, 3-16
at Miss. State	W, 9-4
at Miss. State	L, 2-3
at Alabama	L, 2-7
BR Red Sticks	L, 8-12
Loyola	L, 3-10
Alabama	L, 3-10
Alabama	L, 1-3
at Mississippi	L, 3-9
at Mississippi	L, 2-3
Miss. State	L, 0-12
Miss. State	L, 10-13
at Loyola	L, 6-8
Tulane	W, 4-3
Tulane	W, 12-6
at Tulane	L, 7-8
at Tulane	W, 5-3

1956 (9-11) Coach Harry Rabenhorst

SE La. College	L, 7-13
Shell Oilers	W, 6-5
Alabama	W, 1-0
Alabama	L, 1-2
Alabama	L, 5-8
at Mississippi	W, 2-1
at Mississippi	L, 2-8
at Mississippi	L, 0-11
at Centenary	L, 1-2
Tulane	W, 5-4
Tulane	L, 6-8
at Vanderbilt	L, 7-10
at Vanderbilt	W, 14-2
at Vanderbilt	W, 13-4
Mississippi State	W, 3-0
Mississippi State	L, 1-10
Mississippi State	L, 1-10
Mississippi State	W, 5-2
Loyola	W, 10-4
at Tulane	L, 1-7
at Tulane	L, 8-10

1957 (8-11) Coach Ray Didier

SE Louisiana	W, 11-2
Alabama	W, 3-2
Alabama	L, 0-2
Mississippi	W, 9-1
Mississippi	L, 0-4
Mississippi	L, 5-6
SE Louisiana	L, 3-11
Shell Oilers	L, 1-6
Loyola	L, 4-12
Tulane	L, 5-8
Vanderbilt	L, 7-8
Vanderbilt	W, 3-1
Vanderbilt	L, 0-2
Centenary	W, 7-5
Mississippi State	L, 1-4
Mississippi State	L, 1-4

Mississippi State	W, 2-0
Tulane	W, 4-1
Tulane	W, 1-0

1958 (14-11) Coach Ray Didier

Southwestern La.	L, 2-8
Southern Illinois	W, 5-4
Southern Illinois	L, 4-5
Southern Illinois	W, 13-10
Mississippi State	L, 2-5
Mississippi State	W, 7-3
Alabama	L, 1-6
Alabama	W, 9-3
N. Illinois	L, 3-5
Southwestern (Memphis)	W, 8-7
Southeastern La.	L, 10-11
Tulane	W, 7-4
Tulane	W, 5-4
Mississippi	L, 1-5
Loyola	W, 6-2
Mississippi	W, 2-1
Mississippi	L, 4-5
Alabama	L, 8-11
Alabama	L, 4-6
Southwestern La.	W, 5-2
Tulane	W, 16-14
Tulane	W, 6-0
Loyola	L, 5-6
Mississippi State	W, 3-1
Mississippi State	W, 7-5

1959 (16-17) Coach Ray Didier

Loyola	W, 14-10
Southwestern	W, 7-0
at Southwestern	L, 4-8
N. Illinois	W, 3-1
S. Illinois	L, 6-11
Northeast La.	L, 0-2
Northeast La.	L, 15-16
Northeast La.	L, 2-7
Northeast La.	W, 6-1
Mississippi State	W, 10-0
at Mississippi State	L, 0-7
Northwestern	W, 8-3
Oklahoma	L, 3-4
Wheaton	W, 21-4
Mississippi	L, 0-7
Mississippi	W, 8-5
Mississippi State	L, 6-8
Mississippi State	W, 6-4
Alabama	W, 4-3
Alabama	L, 3-8
Mississippi State	L, 2-3
Mississippi State	L, 3-4
Loyola	W, 5-4
Alabama	W, 5-1
Alabama	W, 9-3
at Mississippi	L, 4-7
at Mississippi	L, 5-9
at Southwestern	L, 1-2
Tulane	L, 7-9
Tulane	W, 6-1
Southwestern	W, 7-5
at Tulane	W, 4-3
at Tulane	L, 2-3

1960 (15-14) Coach Ray Didier

at Loyola	L, 9-12
Southwestern	W, 9-1
Southeastern	W, 7-5
N. Illinois	W, 11-0
N. Illinois	W, 5-1
Mississippi	W, 5-4

Mississippi	L, 3-5
Alabama	W, 5-2
at Mississippi State	L, 5-6
at Mississippi State	W, 8-7
at Mississippi	L, 0-7
at Mississippi	L, 2-13
Loyola	L, 1-5
at Southeastern	L, 1-11
Arkansas	W, 5-1
Mississippi State	W, 6-4
Baylor	L, 0-3
at Northeast	W, 7-6
Northwestern State	W, 3-2
at Mississippi State	L, 1-2
at Mississippi State	L, 9-10
Arkansas	L, 5-11
Tulane	W, 10-0
at Tulane	W, 10-3
at Southwestern	W, 4-3
Tulane	W, 5-0
Tulane	L, 1-2
at Alabama	L, 5-6
at Alabama	L, 1-7

1961 (20-5) Coach Ray Didier SEC Champions

at Loyola	W, 4-3
Northeast La.	W, 10-4
Southwestern La.	W, 13-1
Mississippi State	W, 4-2
Mississippi State	L, 4-8
Mississippi	W, 4-3
Mississippi	W, 2-1
DePaul	W, 5-4
DePaul	W, 10-0
at Mississippi	W, 4-3
at Mississippi	L, 1-6
at Southeastern	W, 13-1
at Tulane	W, 13-3
at Tulane	L, 2-3
at Southwestern La.	W, 7-6
at Mississippi St.	W, 3-2
at Mississippi St.	W, 4-2
at Alabama	W, 16-3
at Alabama	L, 0-5
Loyola	L, 2-4
Alabama	W, 3-1
Tulane	W, 6-3
Tulane	W, 5-3

SEC PLAYOFFS

at Auburn	W, 4-3
Auburn	W, 6-5

1962 (15-11-1) Coach Ray Didier

at Loyola	L, 2-7
at Loyola	L, 1-2
Northwestern U.	W, 5-1
Northern Illinois	W, 10-8
Northern Illinois	W, 3-0
Tulane	W, 4-0
Tulane	L, 3-8
Northeast La.	W, 5-0
Oklahoma	W, 5-4
at Mississippi	W, 3-2
at Mississippi	L, 3-7
at Alabama	L, 1-7
at Alabama	W, 4-0
Mississippi	W, 12-5
Mississippi	W, 7-1
Mississippi State	W, 4-3
Mississippi State	L, 3-5
Alabama	T, 4-4
Alabama	L, 2-3

Southeastern La.	L, 2-3
Loyola	W, 4-3
Loyola	L, 2-6
at Mississippi State	L, 2-3
at Mississippi State	L, 3-4
at Southeastern La.	W, 8-6
Tulane	W, 2-0
Tulane	W, 7-3

1963 (16-10) Coach Ray Didier

Southeastern La.	W, 7-5
Mississippi State	W, 2-1
at Loyola	W, 6-1
Illinois	W, 2-0
at Tulane	W, 2-1
at Tulane	L, 2-4
Northern Illinois	L, 5-6
Alabama	L, 3-14
Alabama	L, 6-13
Mississippi	L, 5-6
Mississippi	L, 3-7
at Mississippi State	W, 6-3
at Mississippi State	W, 4-1
Loyola	L, 1-5
Arkansas	W, 10-5
Arkansas	W, 10-2
at Mississippi	L, 4-5
at Mississippi	W, 10-3
at Alabama	W, 3-2
at Alabama	L, 3-10
at Loyola	L, 5-8
Mississippi State	W, 8-4
Mississippi State	W, 7-3
at Southeastern La.	W, 6-2
Tulane	W, 4-2
Tulane	W, 6-2

1964 (11-11-1) Coach Jim Waldrop

Southeastern La.	W, 7-5
Memphis State	W, 4-2
at Loyola	L, 0-4
Memphis State	W, 3-2
at Loyola	L, 0-7
Tulane	L, 0-3
Tulane	L, 1-3
Northern Illinois	L, 1-7
Northern Illinois	L, 0-5
Notre Dame	W, 9-2
Notre Dame	W, 8-7
Alabama	W, 5-4
Alabama	L, 4-5
Mississippi	L, 3-4
Mississippi	L, 1-3
Mississippi State	L, 5-11
Mississippi State	W, 5-2
at Loyola	W, 6-5
at Alabama	W, 7-3
at Southeastern La.	W, 4-3
at Mississippi State	L, 2-14
at Mississippi State	W, 14-4
at Tulane	W, 7-5

1965 (6-13) Coach Jim Waldrop

at Loyola	L, 3-4
Northern Illinois	W, 5-4
at Tulane	L, 4-6
at Tulane	L, 1-7
Loyola	L, 1-6
at Mississippi State	L, 2-5
at Alabama	L, 0-4
at Alabama	L, 2-11
Mississippi	L, 5-6
Mississippi	W, 8-5

MacMurray	W, 4-3
Mississippi State	W, 6-0
Mississippi State	L, 0-5
Alabama	L, 0-8
Alabama	L, 2-6
Tulane	W, 2-1
Tulane	W, 3-2
at Mississippi	L, 4-15
at Mississippi	L, 5-7

1966 (9-14) Coach Jim Smith

Delta State	W, 4-2
Delta State	L, 4-6
at Loyola	L, 5-7
Tulane	L, 2-15
Tulane	L, 2-3
at Mississippi	L, 4-6
at Mississippi	L, 4-5
at Mississippi State	L, 2-9
at Mississippi State	L, 0-3
Illinois State	W, 10-3
Mississippi	W, 9-7
Mississippi	L, 2-5
Alabama	W, 2-1
Alabama	L, 0-1
Mississippi State	L, 1-9
Mississippi State	L, 0-1
Florida State	W, 3-2
Florida State	L, 0-1
Loyola	W, 7-0
at Alabama	L, 0-5
at Alabama	L, 1-6
at Tulane	W, 2-0
at Tulane	W, 1-0

1967 (17-13) Coach Jim Smith

Kansas State	L, 0-1
Kansas State	L, 0-2
Texas Christian	L, 0-8
Texas Christian	W, 3-1
Southern Methodist	W, 5-1
Southern Methodist	W, 7-4
Northern Illinois	W, 6-4
Northern Illinois	W, 3-2
at Loyola	W, 9-0
Loyola	W, 7-0
at Mississippi State	L, 1-3
at Mississippi State	L, 1-3
at Mississippi State	W, 9-8
at Alabama	W, 3-2
at Alabama	L, 2-3
at Alabama	L, 4-7
Mississippi	L, 0-9
Mississippi	W, 6-3
Mississippi State	L, 0-2
Mississippi State	W, 6-3
Mississippi State	W, 5-3
at Tulane	L, 0-8
Tulane	W, 9-0
at Mississippi	L, 4-8
at Mississippi	W, 4-1
at Mississippi	L, 1-6
Alabama	W, 7-0
Alabama	W, 2-0
Alabama	W, 6-3
SEC WEST DIVISION PLAYOFF	
at Mississippi	L, 2-6

1968 (20-14) Coach Jim Smith

Loyola	W, 2-0
at Loyola	L, 0-2
Kansas State	W, 1-0
Kansas State	L, 1-3

Kansas State	W, 6-1
Kansas State	L, 1-6
at Tulane	W, 8-2
at Tulane	W, 5-1
Alabama	W, 3-1
Alabama	L, 0-1
Alabama	W, 10-1
Northeast La.	W, 5-1
Nicholls State	W, 4-0
USL	W, 8-0
Mississippi	L, 0-2
La. Tech	W, 4-0
at Mississippi	L, 2-5
at Mississippi	L, 2-5
at Mississippi	W, 8-5
at Mississippi State	W, 4-3
at Mississippi State	W, 4-2
at Mississippi State	L, 2-3
Mississippi	L, 0-4
Mississippi	W, 1-0
Mississippi	W, 5-1
Tulane	L, 0-1
Tulane	W, 5-2
Mississippi State	L, 3-6
Mississippi State	W, 3-0
Mississippi State	W, 4-3
at Alabama	W, 4-1
at Alabama	L, 0-1
at Alabama	L, 0-1
SEC WEST DIVISION PLAYOFF	
Alabama	L, 4-6

1969 (11-24) Coach Jim Smith

Loyola	W, 2-0
Nicholls State	W, 13-6
at Southeastern La.	L, 3-4
Southern Illinois	L, 0-3
Southern Illinois	L, 1-8
Southern Illinois	L, 2-4
Southeastern La.	L, 2-11
Kansas State	L, 2-9
Kansas State	L, 1-3
Kansas State	W, 4-2
Kansas State	W, 3-2
at Loyola	W, 4-0
Southeastern La.	L, 1-4
Nicholls State	L, 3-7
Northeast La.	L, 1-3
Northern Illinois	W, 1-0
at Alabama	L, 1-10
at Alabama	L, 0-1
at Alabama	L, 6-7
Mississippi	L, 3-7
Mississippi	L, 1-4
at Mississippi State	L, 2-4
at Mississippi State	W, 6-4
at Mississippi State	L, 2-3
at Mississippi	L, 0-2
at Mississippi	W, 3-2
at Mississippi	L, 4-6
Tulane	W, 4-3
Mississippi State	L, 0-3
Mississippi State	W, 5-3
Mississippi State	L, 4-10
at Tulane	L, 2-10
Alabama	L, 0-5
Alabama	L, 1-2
Alabama	W, 12-3

1970 (16-19) Coach Jim Smith

Nicholls State	L, 2-4
Louisiana Tech	L, 2-3
Memphis State	W, 5-4

Memphis State	W, 2-1
Memphis State	L, 7-13
at Nicholls State	L, 3-4
Northeast La.	W, 1-0
Southern	W, 2-0
Nicholls State	W, 3-2
Mississippi	L, 2-8
Northern Illinois	L, 4-12
Southwestern La.	L, 2-9
SLC	W, 7-5
Alabama	W, 4-1
Alabama	L, 3-4
Alabama	W, 1-0
SLC	W, 16-3
Loyola	W, 6-3
at Mississippi	L, 2-3
at Mississippi	L, 1-10
at Mississippi	L, 0-1
at Southern Mississippi	W, 5-2
at Mississippi State	L, 3-5
at Mississippi State	L, 1-3
at Mississippi State	L, 3-5
at Loyola	W, 8-5
Mississippi	W, 4-0
Mississippi	W, 9-0
Mississippi	L, 3-9
at Tulane	L, 3-4
Mississippi State	L, 0-5
Southern Mississippi	W, 6-2
at Alabama	W, 6-0
at Alabama	L, 5-6
at Alabama	L, 0-4

1971 (20-16) Coach Jim Smith

at Rice	L, 1-2
at Rice	W, 3-0
at Rice	L, 9-10
Louisiana Tech	L, 0-2
Southeastern La.	W, 11-10
Nicholls State	L, 1-2
Southern Mississippi	L, 0-8
Florida	W, 2-1
Florida	L, 0-5
Florida	W, 6-3
Nicholls State	L, 0-3
South Alabama	W, 7-4
at Loyola	W, 2-1
Mississippi State	W, 2-0
Mississippi State	W, 3-1
Mississippi State	W, 9-1
at Tulane	W, 3-1
at Mississippi State	L, 1-2
at Mississippi State	L, 4-7
at Mississippi State	L, 2-11
Loyola	L, 7-9
Mississippi	L, 1-6
Mississippi	W, 3-2
Mississippi	L, 2-6
at Southeastern La.	W, 7-6
at Mississippi	W, 10-3
at Mississippi	W, 9-4
at Mississippi	L, 2-7
Tulane	W, 8-0
at Alabama	W, 3-2
at Alabama	W, 11-1
at Mississippi	W, 7-2
at Southern Mississippi	L, 0-5
Alabama	L, 5-6
Alabama	L, 2-5
Alabama	W, 5-4

1972 (21-21) Coach Jim Smith

Rice	W, 3-0
Rice	W, 1-0
Rice	W, 4-2
Loyola	W, 4-0
Kansas State	W, 2-1
Kansas State	W, 7-2
Kansas State	L, 3-4
Kansas State	W, 5-4
Kansas State	W, 5-3
Oklahoma	W, 9-1
Oklahoma	L, 1-9
Tulane	W, 6-2
Oklahoma	W, 1-0
Oklahoma	L, 1-3
at South Alabama	L, 0-5
at South Alabama	L, 2-3
at South Alabama	L, 3-4
at USCGA	W, 11-2
at Mississippi	L, 1-2
at Mississippi	L, 2-5
at Mississippi	L, 2-3
Mississippi State	W, 4-2
Mississippi State	L, 0-1
Mississippi State	L, 3-4
South Alabama	L, 4-6
South Alabama	W, 6-4
South Alabama	L, 6-9
Alabama	W, 7-3
Alabama	W, 5-4
Alabama	L, 6-10
Southern Mississippi	W, 5-3
at Mississippi State	L, 1-4
at Mississippi State	W, 4-3
at Mississippi State	L, 1-2
at Loyola	L, 3-4
at Alabama	W, 6-2
at Alabama	L, 8-12
at Alabama	L, 4-8
at Tulane	L, 3-5
Mississippi	W, 4-3
Mississippi	L, 4-7
Mississippi	W, 7-3

1973 (18-13) Coach Jim Smith

at Southern Mississippi	W, 2-0
at Southern Mississippi	W, 2-1
at South Alabama	L, 1-10
at South Alabama	L, 0-10
Memphis State	L, 1-7
Memphis State	W, 5-1
Memphis State	W, 2-1
at Tulane	W, 4-3
Coast Guard	W, 16-2
Coast Guard	W, 9-1
Tulane	W, 5-4
Tennessee	W, 3-0
Tennessee	W, 10-7
Tennessee	L, 7-8
Oklahoma State	L, 1-4
Oklahoma State	L, 2-5
at Mississippi State	L, 0-1
at Mississippi State	L, 5-6
at Alabama	L, 3-6
at Alabama	W, 2-1
Mississippi State	W, 6-0
Mississippi State	W, 3-2
Mississippi State	W, 3-0
Alabama	L, 0-3
Alabama	W, 3-2
Alabama	L, 3-5
South Alabama	W, 7-5
South Alabama	W, 4-3

at Mississippi	L, 8-12
at Mississippi	L, 12-15
at Mississippi	W, 8-3

1974 (18-17) Coach Jim Smith

Vanderbilt	W, 10-5
Vanderbilt	W, 8-7
Vanderbilt	L, 3-7
Vanderbilt	L, 3-5
at South Alabama	L, 0-1
at South Alabama	L, 0-2
at Tulane	W, 2-1
Illinois State	L, 2-5
Illinois State	W, 3-1
Drake	L, 2-3
Drake	W, 4-1
Drake	W, 6-5
Drake	W, 3-2
Drake	W, 2-1
at Mississippi	W, 5-0
at Mississippi	L, 0-1
at Mississippi	L, 4-9
Mississippi State	L, 1-3
Mississippi State	W, 6-2
Mississippi State	W, 3-1
Alabama	L, 6-7
Alabama	W, 3-2
Alabama	W, 6-4
Illinois Wesleyan	W, 4-2
Illinois Wesleyan	L, 1-4
at Mississippi State	L, 0-1
at Mississippi State	L, 2-3
at Alabama	L, 2-3
at Alabama	L, 1-10
Tulane	W, 6-3
Mississippi	W, 4-1
Mississippi	W, 4-0
Mississippi	L, 0-8
Southern Mississippi	W, 8-7

1975 (40-16) Coach Jim Smith

**SEC Champions
NCAA South Regional Participants**

Houston	L, 2-12
Houston	W, 5-1
Houston	L, 3-10
Houston	L, 4-10
Vanderbilt	W, 6-4
Vanderbilt	L, 2-7
Vanderbilt	W, 10-0
Vanderbilt	W, 17-1
Memphis State	W, 4-2
Memphis State	W, 2-1
Memphis State	W, 4-3
Illinois State	L, 2-4
Illinois State	W, 5-1
Kentucky	W, 1-0
Kentucky	W, 6-1
at Michigan State	W, 9-6
at Miami, Fla.	W, 3-1
at Michigan State	L, 4-18
at Miami, Fla.	L, 2-9
at Miami, Fla.	L, 0-13
Colgate	W, 5-1
Colgate	W, 5-0
Colgate	W, 4-2
Colgate	W, 10-2
Mississippi	W, 5-1
Mississippi	W, 3-2
Mississippi	W, 8-1
Alabama	W, 3-1
Alabama	L, 0-1
Alabama	W, 10-1

Northeast La.	W, 5-1
Nicholls State	W, 4-0
USL	W, 8-0
Mississippi	L, 0-2
La. Tech	W, 4-0
at Mississippi	L, 2-5
at Mississippi	L, 2-5
at Mississippi	W, 8-5
at Mississippi State	W, 4-3
at Mississippi State	W, 4-2
at Mississippi State	L, 2-3
Mississippi	L, 0-4
Mississippi	W, 1-0
Mississippi	W, 5-1
Tulane	L, 0-1
Tulane	W, 5-2
Mississippi State	L, 3-6
Mississippi State	W, 3-0
Mississippi State	W, 4-3
at Alabama	W, 4-1
at Alabama	L, 0-1
at Alabama	L, 0-1

SEC WEST DIVISION PLAYOFF

Alabama	L, 4-6
---------	--------

1976 (19-23) Coach Jim Smith

at Houston	L, 5-6
at Houston	W, 9-4
at Houston	L, 3-6
at Houston	L, 1-11
at South Alabama	L, 6-17
at South Alabama	W, 6-3
Nicholls State	L, 6-7
at Nicholls State	W, 3-2
Alabama	W, 4-0
Mississippi	L, 2-5
Alabama	W, 11-2
Northwestern St.	W, 10-1
Princeton	L, 1-4
Princeton	W, 4-2
Princeton	W, 6-2
Ohio State	W, 8-6
Ohio State	L, 3-4
Mississippi	W, 5-3
Mississippi	W, 1-0
Mississippi	L, 2-4
at Mississippi State	L, 1-2
at Mississippi State	L, 5-6
at Mississippi State	L, 9-10
New Orleans	L, 3-10
Auburn	W, 4-3
Auburn	L, 2-5
Auburn	W, 3-2
at New Orleans	L, 2-9
Tulane	L, 1-2
at Alabama	W, 3-2
at Alabama	L, 0-1
at Alabama	L, 5-8
at Tulane	L, 1-5
Mississippi State	W, 4-1
Mississippi State	L, 0-2
Mississippi State	W, 4-2
at Mississippi	L, 0-2
at Mississippi	L, 1-6
at Mississippi	W, 5-4
at Auburn	W, 2-0
at Auburn	L, 1-5

1977 (17-27) Coach Jim Smith

Texas A&M	L, 0-15
Texas A&M	L, 1-2
Texas A&M	W, 9-2
Texas A&M	W, 4-2

at New Orleans	L, 5-6
Houston	L, 1-3
Nicholls State	L, 9-13
Nicholls State	W, 3-1
Miami, Fla.	W, 4-1
Miami, Fla.	W, 6-4
at Alabama	W, 17-10
at Alabama	L, 3-12
Illinois	W, 13-2
Illinois	W, 3-2
Illinois	W, 12-4
Mississippi	W, 7-5
Mississippi	L, 2-4
Mississippi	L, 1-4
at Auburn	L, 0-2
at Auburn	L, 2-10
at Auburn	L, 2-4
New Orleans	L, 4-6
Wisconsin	L, 3-10
Wisconsin	W, 4-1
at Tulane	L, 5-13
Illinois State	W, 2-0
Illinois State	L, 2-3
Wisconsin	W, 6-3
Wisconsin	W, 4-3
at Mississippi State	W, 11-8
at Mississippi State	L, 1-7
at Mississippi State	L, 1-7
Tulane	W, 5-2
Alabama	L, 2-3
Alabama	L, 4-7
Alabama	L, 4-10
at Mississippi	L, 1-5
at Mississippi	L, 4-5
at Mississippi	L, 4-10
Northwestern St.	W, 2-1
Auburn	W, 1-0
Auburn	L, 0-3
South Alabama	W, 5-4
South Alabama	L, 3-19

1978 (12-34) Coach Jim Smith

Texas A&M	L, 3-4
Texas A&M	L, 4-5
Texas A&M	L, 2-6
at Houston	L, 0-4
at Houston	W, 7-3
at Houston	L, 0-1
at Houston	L, 1-5
South Alabama	L, 2-4
South Alabama	L, 1-4
Miss. State	L, 1-2
Miss. State	W, 5-2
Miss. State	L, 1-4
Alabama	W, 3-2
Alabama	L, 0-3
Alabama	L, 2-16
at New Orleans	L, 0-7
at Mississippi	L, 2-3
at Mississippi	L, 1-2
at Mississippi	L, 7-27
Illinois St.	L, 7-9
Illinois St.	L, 0-4
Navy	W, 4-3
Navy	L, 4-7
Auburn	W, 1-0
Auburn	L, 0-3
Auburn	W, 1-0
at Tulane	W, 9-6
at Nicholls State	L, 5-6
at Nicholls State	L, 4-15
Tulane	L, 4-12
at Miss. State	L, 4-12

at Miss. State	L, 6-7
at Miss. State	L, 13-26
New Orleans	W, 4-3
at Alabama	L, 4-5
at Alabama	L, 1-8
at Alabama	L, 1-2
Nicholls State	L, 4-5
Mississippi	W, 3-2
Mississippi	W, 6-5
Mississippi	L, 4-5
Northwestern State	W, 3-0
Northwestern State	W, 2-1
at Auburn	L, 5-8
at Auburn	L, 4-5
at Auburn	L, 1-14

1979 (34-20) Coach Jack Lamabe

at Southwestern La.	W, 4-2
at Southwestern La.	W, 4-0
at Southwestern La.	W, 5-0
at Southwestern La.	W, 8-4
Nicholls St.	W, 9-3
Nicholls St.	W, 2-0
Miss. State	L, 1-3
Miss. State	W, 2-1
Navy	W, 13-5
at Southeastern La.	L, 8-15
at Southeastern La.	L, 1-4
at Mississippi	W, 11-2
at Mississippi	W, 1-0
Navy	W, 4-3
Illinois St.	W, 12-5
Southern Miss.	W, 1-0
Southern Miss.	W, 21-1
Alabama	L, 0-1
Alabama	W, 8-4
Alabama	W, 11-2
Wisconsin	W, 5-4
Wisconsin	W, 8-0
Wisconsin	W, 7-4
Louisville	W, 16-13
Auburn	W, 7-4
Auburn	W, 7-1
Auburn	W, 3-2
Northwestern La.	W, 3-0
Northwestern La.	W, 5-4
Tulane	W, 10-7
at Tulane	L, 1-2
at Southern Miss.	L, 1-6
at Southern Miss.	W, 14-10
New Orleans	L, 3-4
New Orleans	L, 3-5
Tulane	L, 3-4
at Miss. State	L, 0-5
at Miss. State	L, 2-5
at South Alabama	L, 3-10
at South Alabama	L, 5-12
Mississippi	L, 2-6
Mississippi	W, 3-1
Mississippi	W, 8-3
at New Orleans	W, 4-0
at New Orleans	W, 4-2
at Alabama	W, 4-2
at Alabama	W, 7-1
at Nicholls State	L, 5-6
at Auburn	L, 4-8
at Auburn	L, 4-9
at Auburn	W, 6-2

SEC TOURNAMENT- STARKVILLE, MISS.

vs. Florida	W, 5-2
vs. Miss. State	L, 5-12
vs. Florida	L, 1-5

1980 (23-19) Coach Jack Lamabe

Nicholls State	L, 2-6
Nicholls State	W, 5-4
Southern Miss.	L, 7-11
Southern Miss.	W, 4-3
Ole Miss	L, 1-3
Ole Miss	L, 1-5
Ole Miss	W, 8-2
Illinois State	W, 6-0
Illinois State	W, 9-4
Illinois State	W, 13-2
Navy	L, 3-5
Navy	W, 9-6
Canisius	W, 7-0
Canisius	W, 10-2
Army	W, 11-8
Middle Tennessee	L, 5-8
Auburn	W, 8-2
Auburn	W, 10-5
at Alabama	L, 1-9
at Alabama	L, 3-8
at Alabama	W, 2-0
Tulane	W, 4-3
at Miss. State	W, 5-2
at Miss. State	W, 2-0
at Miss. State	L, 7-9
New Orleans	L, 3-4
New Orleans	L, 0-4
Northwestern La.	W, 5-3
Northwestern La.	W, 5-0
at Southern Miss.	W, 5-2
Northwestern La.	W, 5-0
at Southern Miss.	W, 5-2
at Southern Miss.	L, 4-5
at Auburn	L, 2-7
at Auburn	L, 2-3
at Auburn	L, 0-5
at Tulane	W, 8-7
at Tulane	L, 1-4
at Nicholls State	W, 7-4
at New Orleans	L, 1-5
at New Orleans	L, 1-3
Alabama	W, 2-1
Alabama	W, 4-3
Alabama	L, 2-4

1981 (23-30) Coach Jack Lamabe

at Southern Miss.	L, 4-5
at Southern Miss.	L, 7-8
Nicholls State	W, 7-3
Nicholls State	W, 3-0
at Miss. State	L, 1-15
at Miss. State	L, 2-5
at Tulane	L, 4-8
Tulane	W, 4-3
at Nicholls State	L, 7-8
Navy	W, 3-2
Navy	L, 5-7
Navy	W, 10-9
South Alabama	W, 7-6
South Alabama	L, 15-18
Wisconsin	W, 16-4
Bellarmine	W, 8-6
Illinois-Chicago	W, 20-3
Illinois-Chicago	W, 6-1
Auburn	L, 3-4
Auburn	W, 2-1
South Alabama	L, 4-6
at South Alabama	L, 3-6
Illinois-Chicago	W, 8-2
at Mississippi	W, 2-1
at Mississippi	L, 2-4
Tulane	W, 17-16

Cornell	W, 12-9
at Alabama	W, 5-1
at Alabama	L, 1-6
at Alabama	L, 0-8
New Orleans	L, 6-14
New Orleans	L, 10-11
at Tulane	W, 22-9
at Jacksonville	W, 9-6
at Florida	L, 3-6
at Jacksonville	L, 1-6
at Jacksonville	L, 8-9
Miss. State	L, 1-11
Miss. State	L, 2-7
Miss. State	L, 4-12
at New Orleans	L, 1-6
Southern Miss.	L, 2-5
Southern Miss.	W, 9-5
at Auburn	L, 3-4
at Auburn	W, 3-2
at Auburn	L, 4-12
New Orleans	L, 10-13
Mississippi	L, 3-17
Mississippi	W, 11-8
Mississippi	W, 6-2
Alabama	W, 6-4
Alabama	L, 0-4
Alabama	L, 10-18

1982 (26-25) Coach Jack Lamabe

at Southern Miss.	L, 8-9
at Southern Miss.	W, 10-5
Nicholls State	L, 2-4
Nicholls State	W, 12-1
Tulane	W, 13-3
Auburn	W, 4-2
Auburn	W, 11-0
St. Louis	W, 11-1
Navy	W, 5-1
Navy	W, 7-3
at Miss. State	L, 3-16
Miss. State	W, 3-0
Miss. State	W, 6-2
Southern Ill.	W, 13-9
Alabama-Birmingham	L, 8-14
Louisiana College	L, 5-7
Alabama	W, 4-3
Alabama	L, 1-3
Alabama	W, 10-1
Illinois-Chicago	W, 7-3
Illinois-Chicago	W, 8-2
Illinois-Chicago	W, 2-0
New Orleans	L, 1-8
at Nicholls State	L, 7-13
at Mississippi	L, 2-9
at Mississippi	L, 2-6
at Mississippi	L, 3-4
at Tulane	L, 3-8
at South Alabama	L, 5-6
at South Alabama	L, 5-19
at Auburn	L, 6-12
at Auburn	L, 12-13
at Auburn	L, 1-9
South Alabama	W, 9-4
South Alabama	W, 3-1
Miss. State	L, 1-2
Miss. State	W, 2-0
Miss. State	L, 4-6
Southern Miss.	W, 4-3
at Alabama	W, 3-0
at Alabama	L, 2-7
at West Florida	W, 6-2
at West Florida	W, 9-3
at New Orleans	L, 5-6

at New Orleans	L, 2-4
Tulane	W, 6-1
at Tulane	L, 3-11
New Orleans	W, 10-4
Mississippi	W, 4-3
Mississippi	L, 0-3
Mississippi	L, 0-8

1983 (28-21) Coach Jack Lamabe

McNeese State	W, 4-3
Nicholls State	L, 6-7
Nicholls State	W, 6-2
Northwestern State	W, 2-1
Northwestern State	L, 1-2
at Mississippi	W, 3-2
at Mississippi	W, 4-3
at Navy	W, 8-4
at Tulane	L, 10-11
Miss. State	L, 4-10
Miss. State	W, 7-2
Miss. State	L, 6-13
at Nicholls State	L, 3-7
Louisiana Tech	L, 2-5
Southeastern La.	W, 7-2
at Alabama	L, 1-4
at Alabama	L, 0-17
Louisiana College	W, 6-2
Cleveland State	W, 7-1
at Auburn	L, 3-6
at Auburn	L, 4-5
at Florida State	W, 15-5
at Florida State	L, 4-10
Southern Miss.	W, 8-7
Southern Miss.	W, 9-4
at Tulane	W, 4-1
Mississippi	L, 1-5
Mississippi	W, 10-2
Mississippi	W, 11-5
Southeastern La.	W, 7-6
at New Orleans	W, 5-3
at Mississippi State	W, 5-2
at Mississippi	L, 1-10
at Mississippi	L, 8-16
at Southern Miss.	W, 19-8
at Southern Miss.	W, 13-1
at Southeastern La.	W, 4-3
Alabama	W, 8-7
Alabama	L, 3-10
Alabama	L, 5-10
Tulane	W, 9-8
Tulane	L, 3-7
Northeast La.	W, 3-1
Northeast La	W, 7-4
Auburn	W, 3-0
Auburn	L, 1-7
Auburn	W, 9-3
Florida State	L, 2-8
Florida State	L, 3-6

1984 (32-23) Coach Skip Bertman

2/20 at Southern Miss.	W, 7-1
2/20 at Southern Miss	W, 8-7
2/22 McNeese State	W, 8-6
2/24 Southwestern La.	L, 9-10
2/27 Southern Miss.	W, 15-2
2/27 Southern Miss.	W, 6-1
2/28 Nicholls State	W, 5-4
3/1 Southeastern La.	W, 10-4
3/3 Auburn	L, 0-4
3/3 Auburn	W, 9-5
3/4 Auburn	W, 8-6
3/7 Northwestern State	W, 6-1
3/7 Northwestern State	W, 7-2

3/10 at Alabama	L, 1-10
3/10 at Alabama	L, 2-3
3/11 at Alabama	L, 3-11
3/13 Southern	W, 4-3
3/14 Lamar	L, 6-7
3/17 SW Missouri	W, 10-7
3/18 at Tulane	L, 5-6
3/20 New Orleans	W, 7-4
3/21 Louisiana College	W, 15-4
3/22 at McNeese State	L, 4-8
3/24 Miss. State	L, 2-4
3/24 Miss. State	W, 11-6
3/25 Miss. State	L, 4-10
3/28 at Louisiana Tech	L, 1-2
3/29 at Northeast La.	W, 6-5
3/31 at Mississippi	W, 1-0
3/31 at Mississippi	W, 7-1
4/1 at Mississippi	L, 5-6
4/4 at New Orleans	L, 5-6
4/5 New Orleans	L, 4-7
4/7 at Auburn	W, 11-4
4/7 at Auburn	L, 5-8
4/8 at Auburn	W, 6-4
4/10 at Nicholls State	W, 6-4
4/11 Tulane	L, 1-2
4/14 Alabama	L, 3-5
4/14 Alabama	W, 3-0
4/15 Alabama	W, 6-3
4/17 McNeese State	W, 2-0
4/17 McNeese State	W, 3-2
4/20 at Miami (Fla.)	L, 0-14
4/21 at Miami (Fla.)	L, 5-6
4/22 at Miami (Fla.)	W, 10-9
4/24 Centenary	W, 7-1
4/25 at New Orleans	L, 1-11
4/28 at Miss. State	L, 1-5
4/29 at Miss. State	L, 6-8
4/29 at Miss. State	L, 0-3
5/1 Southern	W, 13-9
5/5 Mississippi	W, 4-2
5/5 Mississippi	W, 7-2
5/6 Mississippi	W, 9-7

1985 (41-18) Coach Skip Bertman

SEC Western Division Champions

NCAA Central Regional Participants

2/22 at Central Florida	W, 7-0
2/23 at Central Florida	L, 4-5
2/24 at Central Fla.	W, 9-8
3/2 Mississippi	W, 6-2
3/2 Mississippi	W, 14-2
3/3 Mississippi	W, 13-6
3/6 Southwestern La.	W, 9-4
3/7 Southeastern La.	W, 12-4
3/8 at Alabama	W, 9-7
3/9 at Alabama	L, 1-5
3/10 at Alabama	L, 3-8
3/12 Northwestern State	W, 13-9
3/13 New Orleans	W, 6-2
3/16 Miss. State	L, 0-7
3/16 Miss. State	W, 9-6
3/17 Miss. State	W, 7-4
3/22 Tulane	W, 10-4
3/23 New Orleans	W, 6-3
3/24 at Tulane	L, 7-8
3/26 Northeast La.	W, 10-2
3/26 Southern	W, 13-8
3/27 McNeese State	W, 11-10
3/29 Jackson State	W, 19-12
3/30 Auburn	W, 4-2
3/31 Auburn	W, 7-0
3/31 Auburn	W, 6-4
4/2 at McNeese State	L, 2-3

4/3 at Lamar	L, 2-4
4/4 at Southwestern La.	L, 5-6
4/6 at Mississippi	W, 10-8
4/6 at Mississippi	W, 6-0
4/7 at Mississippi	W, 7-2
4/8 Louisiana College	W, 12-6
4/9 at New Orleans	L, 2-4
4/10 McNeese State	W, 8-5
4/13 Alabama	W, 2-1
4/13 Alabama	W, 3-1
4/14 Alabama	W, 15-6
4/16 at Northwestern State	W, 12-3
4/17 at Centenary	W, 9-6
4/20 at Miss. State	L, 1-6
4/20 at Miss. State	L, 5-6
4/21 at Miss. State	L, 4-7
4/23 at Southeastern La.	L, 7-8
4/24 McNeese State	W, 6-5
4/26 North Texas State	W, 3-2
4/26 North Texas State	W, 6-5
4/27 North Texas State	W, 8-1
4/30 Southern	W, 7-4
5/1 Nicholls State	W, 12-2
5/1 Nicholls State	L, 10-13
5/2 Louisiana Tech	W, 5-1
5/4 at Auburn	W, 5-0
5/4 at Auburn	L, 4-5
5/5 at Auburn	W, 4-3

SEC TOURNAMENT - BATON ROUGE, LA.

5/10 Georgia	L, 6-8
5/11 Florida	L, 2-5

NCAA CENTRAL REGIONAL - AUSTIN, TEXAS

5/23 vs. Houston	L, 4-11
5/24 vs. Lamar	L, 3-4

1986 (55-14) Coach Skip Bertman

SEC Champions

SEC Tournament Champions

NCAA South I Regional Champions

College World Series - 5th Place

2/18 Louisiana College	W, 8-0
2/19 New Orleans	W, 3-2
2/22 Arkansas	W, 8-7
2/23 Arkansas	L, 6-8
2/24 Southwestern La.	W, 4-0
2/26 vs. Southeastern La.	W, 17-4
3/1 at Florida	W, 9-1
3/1 at Florida	W, 18-4
3/2 at Florida	W, 12-5
3/4 Northeast La.	W, 14-6
3/6 Tulane	W, 12-1
3/8 Kentucky	W, 8-7
3/8 Kentucky	W, 5-1
3/9 Kentucky	W, 12-10
3/11 Southeastern La.	W, 15-3
3/14 Kansas State	W, 8-4
3/15 Missouri	W, 5-1
3/16 Southern	W, 7-5
3/18 New Orleans	W, 9-8
3/19 at Southwestern La.	W, 5-4
3/22 at Alabama	W, 6-5
3/23 at Alabama	W, 8-6
3/23 at Alabama	L, 4-5
3/25 at Northeast La.	W, 13-5
3/26 at Centenary	W, 9-5
3/27 at Stephen F. Austin	W, 10-7
3/29 Tennessee	W, 3-2
3/29 Tennessee	W, 3-2
3/30 Tennessee	W, 12-5
4/2 at Nicholls State	W, 3-2
4/2 at Nicholls State	L, 1-2
4/3 Northwestern State	W, 24-0
4/5 Mississippi	W, 9-6

4/5 Mississippi	L, 3-6
4/6 Mississippi	W, 10-1
4/8 Louisiana Tech	W, 4-3
4/9 Nicholls State	W, 14-4
4/12 at Miss. State	W, 4-0
4/12 at Miss. State	W, 4-0
4/13 at Miss. State	L, 5-6
4/15 Southwestern La.	W, 5-4
4/16 at New Orleans	L, 2-8
4/19 Georgia	W, 3-1
4/19 Georgia	L, 8-11
4/20 Georgia	W, 11-8
4/23 Southern	W, 18-5
4/24 at Tulane	W, 6-5
4/26 at Vanderbilt	W, 14-4
4/26 at Vanderbilt	W, 7-5
4/27 at Vanderbilt	L, 4-6
4/29 at New Orleans	L, 1-7
4/30 Centenary	W, 12-3
5/3 Auburn	W, 7-1
5/3 Auburn	W, 12-3
5/4 Auburn	W, 4-3

SEC TOURNAMENT - BATON ROUGE, LA.

5/9 Georgia	W, 10-6
5/10 Alabama	W, 10-7
5/11 Georgia	W, 8-4

5/17 Alabama	L, 1-5
5/17 Alabama	W, 4-2
5/18 Alabama	L, 2-8
5/19 at Florida State	L, 4-6

NCAA SOUTH I REGIONAL - BATON ROUGE, LA.

5/22 Jackson State	W, 14-11
5/23 Oklahoma	W, 8-5
5/24 Louisiana Tech	W, 7-4
5/25 Tulane	W, 7-6

COLLEGE WORLD SERIES - OMAHA, NEB.

5/30 vs. Loyola-Marymount	L, 3-4
6/1 vs. Maine	W, 8-4
6/5 vs. Miami, Fla.	L, 3-4

1987 (49-19) Coach Skip Bertman

NCAA South II Regional Champions

College World Series - 4th Place

2/17 Louisiana College	W, 11-0
2/18 Louisiana College	W, 13-0
2/20 vs. Miami (Fla.)*	L, 2-7
2/21 vs. Florida*	W, 5-2
2/22 vs. Florida State*	L, 1-2
2/28 Wichita State	W, 14-6
3/1 Wichita State	W, 12-2
3/1 Wichita State	W, 9-3
3/4 Southern	W, 15-4
3/5 Southwestern La.	W, 7-4
3/9 Florida	W, 9-1
3/9 Florida	L, 3-5
3/14 at Kentucky	L, 2-7
3/14 at Kentucky	W, 8-4
3/15 at Kentucky	W, 5-0
3/18 Texas-Arlington	W, 17-2
3/18 Texas-Arlington	W, 4-3
3/19 Missouri	W, 8-5
3/20 Oral Roberts	W, 20-5
3/21 Oral Roberts	W, 14-4
3/22 McNeese State	W, 17-7
3/24 Nicholls State	W, 10-7
3/25 New Orleans	W, 8-7
3/26 Southeastern La.	W, 11-3
3/28 Alabama	L, 0-1
3/28 Alabama	W, 4-3
3/31 Northeast La.	W, 15-0
4/1 Centenary	W, 11-3

4/7 Southern	W, 15-4
4/8 at Tulane	W, 5-4
4/11 at Ole Miss	L, 0-4
4/11 at Ole Miss	L, 5-6
4/12 at Ole Miss	W, 6-3
4/14 at Centenary	W, 10-3
4/15 at Northeast La.	W, 9-3
4/16 at Louisiana Tech	L, 4-5
4/18 Miss. State	L, 4-5
4/18 Miss. State	W, 6-4
4/19 Miss. State	W, 6-5
4/20 Nicholls State	W, 9-5
4/21 Tulane	L, 7-9
4/22 Northwestern State	W, 11-0
4/22 Northwestern State	W, 8-7
4/25 at Georgia	L, 1-7
4/25 at Georgia	W, 12-3
4/26 at Georgia	L, 10-12
4/27 Southeastern La.	W, 14-4
4/29 at New Orleans	L, 1-3
5/1 at Nicholls State	W, 10-2
5/2 Vanderbilt	W, 1-0
5/2 Vanderbilt	L, 2-4
5/3 Vanderbilt	W, 11-8
5/9 at Auburn	W, 4-0
5/9 at Auburn	W, 6-1
5/10 at Auburn	L, 1-6
SEC TOURNAMENT - ATHENS, GA.	
5/14 vs. Auburn	L, 8-9
5/15 vs. Georgia	W, 4-2
5/16 vs. Kentucky	W, 4-1
5/16 vs. Auburn	W, 4-2
5/17 vs. Miss. State	L, 3-13
NCAA SOUTH II REGIONAL - NEW ORLEANS, LA.	
5/21 vs. Tulane	W, 5-3
5/22 vs. New Orleans	W, 14-1
5/23 vs. New Orleans	W, 3-0
5/24 vs. Cal State Fullerton	W, 7-3
COLLEGE WORLD SERIES - OMAHA, NEB.	
5/29 vs. Florida State	W, 6-2
6/1 vs. Oklahoma State	L, 7-8
6/3 vs. Arkansas	W, 5-2
6/5 vs. Stanford	L, 5-6
* Busch Challenge I (New Orleans, La.)	
1988 (39-21) Coach Skip Bertman	
2/16 Southern	W, 21-1
2/21 vs. Florida State (at Orlando)	W, 9-4
2/23 Louisiana College	W, 9-2
2/24 McNeese State	W, 2-1
2/26 Mercer	W, 15-6
2/27 Mercer	W, 8-4
2/28 Mercer	W, 6-1
3/1 Centenary	W, 7-3
3/4 Rice	W, 13-3
3/5 Tennessee	W, 2-1
3/5 Tennessee	W, 4-2
3/6 Tennessee	W, 6-5
3/12 at Florida	L, 3-4
3/13 at Florida	W, 4-0
3/13 at Florida	L, 4-5
3/17 at Southeastern La.	L, 8-9
3/19 Kentucky	W, 3-1
3/19 Kentucky	W, 2-1
3/20 Kentucky	L, 1-3
3/22 at Nicholls State	L, 7-11
3/23 New Orleans	W, 4-1
3/25 vs. Cal State-Fullerton*	L, 2-7
3/26 vs. Southern California*	W, 11-7
3/27 vs. UCLA*	W, 7-1
3/30 at Wichita State	L, 3-5
3/30 at Wichita State	L, 3-5

3/31 at Wichita State	L, 0-13
4/2 at Alabama	W, 3-1
4/2 at Alabama	W, 6-1
4/3 at Alabama	W, 7-3
4/6 Northeast La.	W, 8-7
4/7 at Tulane	W, 7-5
4/9 Ole Miss	W, 5-4
4/9 Ole Miss	W, 11-2
4/10 Ole Miss	W, 15-13
4/13 Tulane	W, 11-1
4/14 Southeastern La.	W, 14-11
4/16 at Miss. State	L, 3-4
4/16 at Miss. State	W, 4-2
4/17 at Miss. State	L, 0-1
4/19 Nicholls State	W, 9-2
4/20 at New Orleans	W, 6-2
4/21 Stephen F. Austin	W, 14-7
4/23 Georgia	W, 12-6
4/23 Georgia	L, 2-4
4/24 Georgia	W, 9-8
4/26 Northwestern La.	W, 11-2
4/26 Northwestern La.	L, 4-5
4/27 at McNeese State	L, 5-6
4/30 at Vanderbilt	L, 4-5
4/30 at Vanderbilt	L, 2-3
5/1 at Vanderbilt	W, 5-1
5/7 Auburn	L, 1-2
5/7 Auburn	L, 1-8
5/8 Auburn	L, 8-10
SEC TOURNAMENT - STARKVILLE, MISS.	
5/12 vs. Kentucky	L, 7-9
5/13 vs. Georgia	W, 7-3
5/14 vs. Florida	L, 2-7
5/19 Southern W, 13-4	
5/20 Southern W, 10-7	
* Busch Challenge II (New Orleans, La.)	
1989 (55-17) Coach Skip Bertman	
NCAA Central Regional Champions	
College World Series - 3rd Place	
2/11 Texas Christian	W, 8-2
2/12 Texas Christian	W, 10-5
2/14 Southern Miss	W, 10-1
2/17 Mercer	W, 7-4
2/18 Mercer	W, 8-7
2/19 Mercer	W, 12-7
2/21 Louisiana College	W, 10-3
2/24 vs. Oklahoma State*	W, 6-0
2/25 vs. Oral Roberts*	W, 10-7
2/26 vs. Oklahoma*	L, 7-9 (11)
2/28 Southern	W, 19-6
3/1 at Southern	W, 5-0
3/4 at Tennessee	W, 7-0
3/4 at Tennessee	L, 1-5
3/5 at Tennessee	W, 9-3
3/8 New Orleans	W, 7-1
3/11 Florida	W, 10-0
3/12 Florida	W, 8-7
3/12 Florida	W, 2-1
3/14 George Washington	W, 8-3
3/15 St. John's	W, 11-8
3/16 St. John's	W, 12-5
3/18 at Kentucky	W, 11-7 (11)
3/19 at Kentucky	W, 15-0
3/19 at Kentucky	L, 9-12
3/23 Northwestern State	W, 6-5
3/24 Stephen F. Austin	W, 8-3
3/25 Stephen F. Austin	W, 14-1
3/26 at Tulane	W, 4-3
3/28 at Southwestern La.	W, 4-1
3/30 Tulane	W, 4-3 (13)

4/1 Alabama	W, 13-6
4/1 Alabama	W, 14-6
4/2 Alabama	W, 12-1
4/5 Southern	W, 9-4
4/8 at Ole Miss	W, 11-5
4/8 at Ole Miss	W, 4-1
4/9 at Ole Miss	L, 1-2
4/11 Southeastern La.	W, 3-1
4/12 Nicholls State	L, 4-7
4/15 Mississippi State	L, 3-4
4/15 Mississippi State	L, 3-4 (10)
4/16 Mississippi State	W, 19-9
4/19 Southwestern La.	L, 6-9
4/20 at Northwestern St.	W, 14-6
4/22 at Georgia	W, 4-3 (10)
4/22 at Georgia	W, 7-1
4/23 at Georgia	L, 2-4
4/25 Northeast La.	W, 7-6
4/26 at New Orleans	W, 5-1
4/29 Vanderbilt	W, 8-4
4/29 Vanderbilt	W, 12-10
4/30 Vanderbilt	L, 2-9
5/6 at Auburn	L, 8-12
5/6 at Auburn	L, 0-1
5/7 at Auburn	W, 8-1
SEC TOURNAMENT - GAINESVILLE, FLA.	
5/11 vs. Georgia	W, 6-3
5/12 vs. Florida	L, 6-8
5/13 vs. Auburn	L, 5-8
5/19 Louisiana Tech W, 17-2	
5/20 Louisiana Tech W, 7-1	
5/21 Louisiana Tech W, 8-5	
NCAA CENTRAL REGIONAL - COLLEGE STATION, TEXAS	
5/25 vs. UNLV W, 12-10	
5/26 vs. South Alabama L, 4-6	
5/27 vs. UNLV W, 13-8	
5/27 vs. South Alabama W, 6-5	
5/28 at Texas AGM W, 13-5	
5/28 at Texas AGM W, 5-4 (11)	
COLLEGE WORLD SERIES - OMAHA, NEB.	
6/3 vs. Miami (Fla.) L, 2-5	
6/5 vs. Long Beach State W, 8-5	
6/6 vs. Miami (Fla.) W, 6-3	
6/8 vs. Texas L, 7-12	
* Busch Challenge III (New Orleans, La.)	
1990 (54-19) Coach Skip Bertman	
SEC Champions	
SEC Tournament Co-Champions	
NCAA South I Regional Champions	
College World Series - 3rd Place	
2/9 vs. Wichita State#	L, 6-13
2/11 vs. North Carolina#	W, 8-5
2/13 Louisiana Tech	W, 15-3
2/16 vs. Mississippi State*	W, 7-6
2/17 vs. Mississippi*	W, 7-5
2/18 vs. Southern Miss*	L, 1-5
2/20 Southern	W, 17-5
2/24 at Rice	L, 11-12
2/25 at Rice	W, 13-1
2/28 at Southern Miss	W, 10-2
3/2 at Texas AGM	L, 2-4
3/3 at Texas AGM	L, 2-5
3/3 at Texas AGM	W, 5-2
3/6 Southern	W, 14-1
3/7 New Orleans	W, 10-3
3/10 Kansas	W, 10-1
3/10 Kansas	W, 9-3
3/11 Kansas	W, 8-2
3/13 St. Louis	W, 20-2

3/14 Evansville	W, 28-8
3/17 at Mississippi State	W, 6-5
3/17 at Mississippi State	L, 1-2
3/18 at Mississippi State	L, 9-10 (13)
3/20 Nicholls State	W, 4-3
3/21 at McNeese State	W, 13-1
3/24 Mississippi	W, 10-7
3/24 Mississippi	W, 10-2
3/25 Mississippi	W, 6-0
3/27 at Southeastern La.	W, 8-1
3/31 Auburn	W, 12-6
3/31 Auburn	L, 5-6
4/1 Auburn	L, 7-17
4/3 Southeastern La.	W, 16-0
4/4 at Nicholls State	W, 8-6
4/7 at Florida	W, 6-3
4/7 at Florida	L, 6-7
4/8 at Florida	W, 5-3
4/11 Stephen F. Austin	W, 4-3
4/11 Stephen F. Austin	W, 7-2
4/14 Tennessee	W, 13-2
4/14 Tennessee	W, 2-0
4/15 Tennessee	W, 9-3
4/17 McNeese State	L, 1-4
4/18 at Tulane	L, 7-14
4/19 Northwestern St.	W, 16-6
4/21 Kentucky	W, 8-1
4/21 Kentucky	W, 9-0
4/22 Kentucky	W, 9-3
4/24 Northeast La.	L, 4-5 (11)
4/25 at New Orleans	W, 6-4
4/28 at Alabama	W, 7-4
4/28 at Alabama	L, 5-12
4/29 at Alabama	W, 8-5
5/5 at Vanderbilt	W, 7-5
5/5 at Vanderbilt	L, 3-4
5/6 at Vanderbilt	W, 7-3
5/12 Georgia	W, 11-2
5/12 Georgia	W, 5-2
5/13 Georgia	W, 8-5
SEC TOURNAMENT - HOOVER, ALA.	
5/17 vs. Florida W, 6-4	
5/18 vs. Mississippi State W, 17-8	
5/19 vs. Vanderbilt W, 13-5	
5/20 vs. Mississippi State L, 1-3	
NCAA SOUTH I REGIONAL - BATON ROUGE, LA.	
5/24 Southwestern La. W, 8-0	
5/25 Georgia Tech W, 11-5	
5/26 Southern California L, 4-5	
5/26 Houston W, 6-4	
5/27 Southern California W, 5-4	
5/28 Southern California W, 7-6	
COLLEGE WORLD SERIES - OMAHA, NEB.	
6/2 vs. The Citadel W, 8-2	
6/4 vs. Oklahoma State L, 1-7	
6/5 vs. The Citadel W, 6-1	
6/7 vs. Oklahoma State L, 3-14	
# ABCA Hall of Fame Tournament (Orlando, Fla.)	
* Busch Challenge IV (New Orleans, La.)	
1991 (55-18) Coach Skip Bertman	
SEC Champions	
NCAA South Regional Champions	
NCAA National Champions	
2/9 Mississippi State# W, 6-4	
2/10 Oklahoma State# W, 6-0	
2/12 Louisiana Tech W, 10-3	
2/15 Stephen F. Austin W, 5-0	
2/15 Stephen F. Austin W, 14-3	
2/16 Stephen F. Austin W, 9-0	
2/22 Texas AGM L, 1-3	

2/23 Texas A&M	W, 13-8
2/23 Texas A&M	W, 5-0
2/26 Southeastern La.	W, 8-3
2/27 Southern	W, 8-1
3/1 vs. Miami (Fla.)*	W, 4-3
3/2 vs. Florida*	W, 6-5
3/3 vs. Florida State*	L, 0-8
3/4 Northwestern State	L, 3-7
3/5 Tulane	L, 6-7
3/6 New Orleans	W, 7-5
3/8 at Nevada-Las Vegas	W, 14-4
3/9 at Nevada-Las Vegas	L, 1-5
3/9 at Nevada-Las Vegas	W, 9-4
3/12 Notre Dame	L, 3-6
3/13 St. Louis	W, 6-4
3/17 Mississippi State	W, 4-2
3/17 Mississippi State	W, 6-5 (8)
3/19 at Southern	W, 5-2
3/20 at Tulane	L, 1-5
3/23 at Mississippi	W, 4-0
3/23 at Mississippi	W, 3-2
3/24 at Mississippi	W, 7-3
3/26 Louisiana College	W, 2-1
3/27 Jackson State	W, 14-4
3/30 at Auburn	W, 6-2
3/30 at Auburn	W, 8-3
3/31 at Auburn	W, 13-8
4/2 McNeese State	L, 3-6
4/3 Nicholls State	W, 6-5
4/6 Florida	W, 6-5 (10)
4/6 Florida	W, 5-3
4/7 Florida	W, 12-6
4/9 at Northwestern St.	W, 7-3
4/10 at Louisiana Tech	W, 13-6
4/13 at Tennessee	L, 3-5
4/13 at Tennessee	L, 5-6
4/14 at Tennessee	W, 11-4
4/16 Centenary	W, 15-2
4/17 at New Orleans	W, 5-2
4/20 at Kentucky	L, 7-17
4/20 at Kentucky	L, 7-11
4/21 at Kentucky	L, 3-7
4/24 Northeast La.	W, 12-3
4/25 Southeastern La.	L, 2-15
4/27 Alabama	W, 15-4
4/27 Alabama	L, 6-8
4/28 Alabama	W, 11-6
5/4 Vanderbilt	W, 21-5
5/4 Vanderbilt	W, 8-5
5/5 Vanderbilt	L, 6-11
5/11 at Georgia	W, 10-4
5/11 at Georgia	W, 5-0
5/12 at Georgia	W, 16-7
SEC TOURNAMENT - BATON ROUGE, LA.	
5/16 Kentucky	W, 8-7
5/18 Mississippi State	W, 8-2
5/18 Florida	L, 1-7
5/19 Mississippi State	W, 9-4
5/19 Florida	L, 4-8
NCAA SOUTH REGIONAL - BATON ROUGE, LA.	
5/24 Northwestern St.	W, 13-2
5/26 Oklahoma	W, 4-3
5/27 Texas A&M	W, 7-1
5/28 Southwestern La.	W, 8-5
COLLEGE WORLD SERIES - OMAHA, NEB.	
5/31 vs. Florida	W, 8-1
6/2 vs. Fresno State	W, 15-3
6/5 vs. Florida	W, 19-8
6/8 vs. Wichita State	W, 6-3

ABCA Hall of Fame Tournament
(Baton Rouge, La.)

* Busch Challenge V (New Orleans, La.)

1992 (50-16) Coach Skip Bertman SEC Champions SEC Tournament Champions NCAA South I Regional Participants

2/14 Nevada-Las Vegas	W, 3-1
2/15 Nevada-Las Vegas	W, 12-9
2/16 Nevada-Las Vegas	W, 8-3
2/19 Northwestern St.	W, 7-6 (11)
2/21 vs. Georgia Tech*	W, 3-2
2/22 vs. Georgia*	L, 1-9
2/23 vs. Ga. Southern*	W, 20-7
2/27 Southeastern La.	W, 6-2
2/28 Maine	L, 5-12
2/29 Maine	W, 8-5
3/1 Maine	W, 10-5
3/6 Stephen F. Austin	W, 21-1
3/7 Stephen F. Austin	W, 16-2
3/7 Stephen F. Austin	W, 12-2
3/10 Centenary	W, 22-3
3/11 at Tulane	W, 7-0
3/14 at Louisiana College	W, 23-2
3/17 George Washington	W, 22-9
3/18 George Washington	L, 5-8
3/21 at South Carolina	W, 4-1
3/21 at South Carolina	W, 3-1
3/22 at South Carolina	W, 5-0
3/24 at Central Florida	W, 5-2
3/28 Tennessee	W, 3-1
3/28 Tennessee	L, 2-9
3/29 Tennessee	W, 13-7
4/1 New Orleans	W, 14-7
4/2 Southern	W, 12-3
4/4 at Florida	L, 4-5
4/4 at Florida	W, 2-0
4/5 at Florida	W, 5-3
4/7 Northeast La.	W, 6-5 (10)
4/8 Tulane	L, 2-6
4/11 Mississippi	W, 10-3
4/11 Mississippi	W, 5-3
4/12 Mississippi	L, 3-5
4/14 McNeese State	W, 14-2
4/15 at New Orleans	L, 5-9
4/18 Arkansas	W, 12-2
4/18 Arkansas	W, 12-4
4/19 Arkansas	W, 8-4
4/21 at Southeastern La.	W, 14-4
4/22 at Nicholls State	L, 1-4
4/25 at Alabama	W, 10-0
4/25 at Alabama	W, 8-7
4/26 at Alabama	L, 5-7
4/28 Louisiana College	W, 7-3
4/30 at Northeast La.	W, 10-2
5/2 at Auburn	W, 2-1
5/2 at Auburn	L, 2-4
5/3 at Auburn	L, 3-4
5/5 Nicholls State	W, 15-8
5/6 Southwestern La.	L, 0-5
5/9 Mississippi State	W, 8-3
5/9 Mississippi State	W, 5-3
5/10 Mississippi State	W, 5-3
SEC TOURNAMENT - NEW ORLEANS, LA.	
5/13 vs. Vanderbilt	W, 7-2
5/14 vs. Arkansas	W, 8-1
5/15 vs. Florida	L, 1-3
5/16 vs. Georgia	W, 5-3
5/17 vs. South Carolina	W, 6-3
5/17 vs. Florida	W, 12-1
NCAA SOUTH I REGIONAL - BATON ROUGE, LA.	
5/21 Providence	W, 8-1
5/22 Ohio State	L, 0-5
5/23 Tulane	W, 7-3
5/23 Cal State Fullerton	L, 0-11

* Busch Challenge VI (New Orleans, La.)

1993 (53-17-1) Coach Skip Bertman SEC Champions SEC Western Division Tournament Champions NCAA South Regional Champions NCAA National Champions

2/22 Northwestern State	W, 8-3
2/24 Centenary	W, 19-0
2/26 vs. Mississippi State *	L, 4-7
2/27 vs. Southern Miss *	W, 8-4
2/28 vs. Ole Miss *	L, 4-6
3/3 Lamar	L, 3-9
3/6 Central Florida	W, 12-0
3/7 Central Florida	W, 14-4
3/9 at Tulane	W, 14-7
3/10 Indiana State	W, 10-0
3/11 Indiana State	W, 8-1
3/13 Michigan	W, 6-2
3/14 Michigan	W, 9-8
3/17 Nicholls State	W, 7-5
3/19 New Mexico	W, 9-3
3/21 New Mexico	W, 14-1
3/21 New Mexico	W, 8-5
3/23 at Arkansas State	W, 9-0
3/24 at Arkansas State	L, 7-10
3/27 South Carolina	W, 10-3
3/27 South Carolina	W, 6-1
3/28 South Carolina	T, 9-9 (10)
3/29 Louisiana College	W, 10-3
3/30 Southern	W, 10-8
3/31 at New Orleans	W, 13-8
4/3 at Tennessee	L, 1-8
4/3 at Tennessee	W, 4-1
4/4 at Tennessee	L, 2-6
4/6 at Northwestern State	L, 5-6
4/10 Florida	L, 1-2
4/10 Florida	W, 11-3
4/11 Florida	W, 16-2
4/12 Southeastern La.	W, 8-7
4/13 McNeese State	W, 15-11
4/17 at Ole Miss	W, 8-0
4/17 at Ole Miss	W, 2-1
4/18 at Ole Miss	W, 6-5 (10)
4/19 Southeastern La.	W, 9-1
4/20 at Southern	W, 8-7
4/21 at McNeese State	L, 3-5
4/24 at Arkansas	W, 3-0
4/24 at Arkansas	W, 4-2 (8)
4/25 at Arkansas	W, 8-2
4/26 Tulane	W, 6-3
4/27 New Orleans	W, 12-9
4/28 Southwestern La.	L, 9-10
5/2 Alabama	L, 1-3
5/4 Centenary @	W, 18-3
5/8 Auburn	W, 21-2
5/8 Auburn	L, 8-9 (8)
5/9 Auburn	L, 2-9
5/12 Arkansas State	W, 9-1
5/13 Arkansas State	W, 14-4
5/15 at Mississippi State	L, 3-4
5/15 at Mississippi State	W, 3-2 (8)
5/16 at Mississippi State	W, 13-7
SEC DIVISION TOURNAMENT - BATON ROUGE, LA.	
5/20 Ole Miss	W, 6-1
5/21 Mississippi State	L, 3-5
5/22 Arkansas	W, 13-7
5/22 Auburn	W, 16-5
5/23 Mississippi State	W, 7-3
NCAA SOUTH REGIONAL - BATON ROUGE, LA.	
5/27 Western Carolina	W, 7-2
5/28 Kent State	L, 12-15
5/29 Baylor	W, 13-6

5/29 South Alabama	W, 11-4
5/30 South Alabama	W, 9-4
COLLEGE WORLD SERIES - OMAHA, NEB.	
6/4 vs. Long Beach State	W, 7-1
6/6 vs. Texas A&M	W, 13-8
6/9 vs. Long Beach State	L, 8-10
6/11 vs. Long Beach State	W, 6-5
6/12 vs. Wichita State	W, 8-0

* Winn-Dixie Showdown (New Orleans, La.)

@ at Fair Grounds Field (Shreveport, La.)

1994 (46-20) Coach Skip Bertman SEC Western Division Champions SEC Western Division Tournament Champions NCAA South Regional Champions College World Series - 7th Place

2/18 vs. Auburn *	L, 1-3
2/19 vs. South Alabama *	L, 3-5
2/20 vs. Alabama *	W, 3-0
2/22 Northwestern State	W, 11-5
2/26 at Houston	W, 8-5
2/27 at Houston	W, 7-2
3/3 at Tulane	L, 8-10
3/4 UAB	W, 11-5
3/5 UAB	W, 6-5
3/6 UAB	W, 17-6
3/8 Southeastern La.	W, 11-10
3/11 at Texas	W, 9-6
3/12 at Texas	L, 7-9
3/13 at Texas	L, 1-7
3/15 Louisiana College	L, 5-7
3/16 New Orleans	W, 4-3
3/18 Texas Christian	W, 13-6
3/19 Texas Christian	W, 15-10
3/20 Texas Christian	W, 16-8
3/22 Arkansas State	W, 16-1
3/23 Arkansas State	W, 8-2
3/25 Vanderbilt	W, 10-4
3/26 Vanderbilt	W, 16-7
3/27 Vanderbilt	W, 4-3
3/30 at Lamar	L, 3-4
4/1 at Georgia	W, 14-11
4/2 at Georgia	W, 7-3
4/3 at Georgia	W, 12-6
4/4 Southern	W, 11-2
4/5 Nicholls State	W, 12-4
4/6 at Southwestern La.	L, 8-11
4/8 at Kentucky	L, 6-9
4/9 at Kentucky	L, 3-13
4/12 McNeese State	L, 3-4
4/13 at New Orleans	W, 9-1
4/14 Tulane	L, 2-4
4/16 Ole Miss	W, 5-4
4/16 Ole Miss	W, 5-2
4/17 Ole Miss	W, 3-2
4/19 at Southeastern La.	W, 14-8
4/20 Centenary	W, 10-4
4/23 Arkansas	W, 11-3
4/23 Arkansas	W, 16-4
4/24 Arkansas	L, 5-6
4/26 at Nicholls State	L, 2-3 (13)
4/28 Southwestern La.	L, 8-9
4/29 at Alabama	W, 13-7
4/30 at Alabama	W, 10-6
5/1 at Alabama	L, 5-7
5/3 South Alabama	W, 8-4
5/6 at Auburn	W, 13-6 (10)
5/7 at Auburn	W, 4-3
5/8 at Auburn	W, 4-3
5/13 Mississippi State	W, 3-0
5/14 Mississippi State	L, 4-7
5/15 Mississippi State	L, 1-9

SEC DIVISION TOURNAAMENT -
OXFORD, MISS.

5/19 vs. Alabama	W, 3-2
5/20 vs. Arkansas	W, 6-4
5/21 vs. Auburn	W, 3-2
5/22 vs. Auburn	W, 5-4
NCAA SOUTH REGIONAL - BATON ROUGE, LA.	
5/26 Southeastern La.	W, 10-6
5/27 Fresno State	W, 6-2
5/28 Southern California	W, 6-2
5/29 Southern California	W, 12-10
COLLEGE WORLD SERIES - OMAHA, NEB.	
6/3 vs. Florida State	L, 3-6
6/5 vs. Cal State Fullerton	L, 6-20

* Winn-Dixie Showdown (New Orleans, La.)

**1995 (47-18) Coach Skip Bertman
NCAA South Regional Participants**

2/17 vs. Lamar *	W, 10-6
2/18 vs. Houston *	L, 3-4
2/19 vs. Texas A&M *	W, 7-6
2/21 Northwestern St.	W, 16-5
2/22 Centenary	W, 3-0
2/25 Houston	W, 14-3
2/26 Houston	W, 13-6
3/3 vs. Florida State #	W, 6-2
3/4 vs. Michigan #	W, 11-9
3/5 at Minnesota #	W, 14-2
3/8 Tulane	W, 1-0
3/9 Southern	W, 5-1
3/10 Maine	W, 6-1
3/11 Maine	W, 12-2
3/12 Maine	W, 9-2
3/15 New Orleans	W, 3-1
3/17 South Florida	W, 6-0
3/18 South Florida	L, 4-6
3/19 South Florida	L, 5-7
3/21 at Centenary	W, 7-4
3/22 at Northwestern St.	W, 8-7 (10)
3/24 at Vanderbilt	W, 9-1
3/25 at Vanderbilt	L, 4-6
3/26 at Vanderbilt	W, 14-3
3/27 Louisiana College	W, 5-1
3/31 Georgia	W, 8-2
4/1 Georgia	W, 11-5
4/2 Georgia	W, 7-4 (12)
4/5 at SW Louisiana	W, 9-3
4/7 Kentucky	W, 11-0
4/8 Kentucky	W, 16-7
4/9 Kentucky	W, 6-5
4/11 McNeese State	W, 10-1
4/12 at Tulane	W, 3-2
4/14 at Ole Miss	L, 0-6
4/15 at Ole Miss	W, 2-1
4/16 at Ole Miss	L, 2-6
4/18 at Southern	W, 14-9
4/19 Northeast Louisiana	W, 12-11
4/21 at Arkansas	W, 10-3
4/23 at Arkansas	W, 13-7
4/23 at Arkansas	L, 3-5
4/25 Loyola-New Orleans	W, 7-1
4/26 SW Louisiana	W, 12-2
4/27 at New Orleans	L, 2-4
4/28 Alabama	L, 0-4
4/29 Alabama	L, 6-7 (11)
4/30 Alabama	W, 8-6
5/1 SE Louisiana	W, 7-3
5/2 Nicholls State	W, 9-1
5/5 Auburn	L, 7-19
5/6 Auburn	W, 11-6
5/7 Auburn	L, 11-12
5/12 at Mississippi State	L, 3-6

5/13 at Mississippi State	L, 10-12
5/14 at Mississippi State	W, 6-4
SEC DIVISION TOURNAAMENT -	
STARKVILLE, MISS.	
5/18 vs. Alabama	L, 8-9
5/19 vs. Mississippi St.	W, 14-6
5/20 vs. Auburn	W, 7-5
5/21 vs. Arkansas	W, 7-6
5/21 vs. Alabama	L, 8-9
NCAA SOUTH REGIONAL- BATON ROUGE, LA.	
5/25 Central Michigan	W, 5-3
5/26 Rice	L, 7-15
5/27 Central Michigan	W, 10-5
5/27 Rice	L, 9-16

* Winn-Dixie Showdown (New Orleans, La.)
Hormel Foods Classic (Minneapolis, Minn.)

**1996 (52-15) Coach Skip Bertman
SEC Champions
NCAA South II Regional Champions
NCAA National Champions**

2/16 Western Kentucky	W, 9-0
2/17 Western Kentucky	W, 18-0
2/18 Western Kentucky	W, 18-1
2/20 Centenary	W, 6-1
2/23 vs. Southern Miss *	W, 7-4
2/24 vs. Ole Miss *	W, 9-7
2/25 vs. Mississippi St. *	W, 8-4
2/27 Tulane	W, 10-0
3/1 Louisiana Tech	W, 6-1
3/2 Duquesne	W, 14-7
3/3 Duquesne	W, 9-5
3/6 Loyola-New Orleans	W, 22-2
3/9 at Vanderbilt	W, 15-0
3/10 at Vanderbilt	L, 2-3 (7)
3/10 at Vanderbilt	W, 14-4 (7)
3/12 Dayton	W, 15-2
3/13 Dayton	L, 6-7
3/15 Georgia	W, 14-4
3/16 Georgia	W, 12-5
3/17 Georgia	W, 23-5
3/19 New Orleans	W, 16-8
3/20 Northeast La.	W, 10-0
3/22 at Florida	L, 6-7 (16)
3/23 at Florida	L, 5-9
3/24 at Florida	L, 1-2
3/26 Southern	W, 19-0
3/27 McNeese State	W, 16-0
3/29 Tennessee	W, 9-2
3/30 Tennessee	W, 5-3
3/31 Tennessee	W, 9-1
4/1 at Tulane	W, 3-1
4/2 Northwestern State	L, 5-10
4/3 Northwestern State	L, 5-6
4/5 at South Carolina	W, 15-2
4/7 at South Carolina	L, 0-2 (7)
4/7 at South Carolina	W, 4-2 (7)
4/9 at Southwestern La.	W, 5-2
4/10 Nicholls State	W, 14-0
4/12 at Ole Miss	W, 6-5 (13)
4/13 at Ole Miss	W, 10-1
4/14 at Ole Miss	W, 9-2
4/16 Southeastern La.	W, 7-4
4/19 Arkansas	L, 2-3
4/20 Arkansas	W, 11-4
4/21 Arkansas	W, 9-4
4/23 at New Orleans	W, 8-4
4/24 Louisiana College	W, 20-0
4/26 Alabama	W, 8-6
4/27 Alabama	L, 4-17
4/28 Alabama	L, 5-12
5/3 at Auburn	W, 14-2

5/4 at Auburn	W, 6-0
5/5 at Auburn	L, 3-7
5/10 Mississippi St.	W, 8-7 (10)
5/11 Mississippi St.	W, 17-9
5/12 Mississippi St.	L, 10-11
SEC TOURNAMENT - HOOVER, ALA.	
5/16 vs. Tennessee	W, 3-1
5/17 vs. Florida	L, 2-6
5/18 vs. Kentucky	L, 11-12
NCAA SOUTH II REGIONAL - BATON ROUGE, LA.	
5/23 Austin Peay	W, 9-3
5/24 UNLV	W, 7-6
5/25 New Orleans	W, 17-4
5/26 Georgia Tech	W, 29-13
COLLEGE WORLD SERIES - OMAHA, NEB.	
6/1 vs. Wichita State	W, 9-8
6/3 vs. Florida	W, 9-4
6/6 vs. Florida	W, 2-1
6/8 vs. Miami (Fla.)	W, 9-8

* Winn-Dixie Showdown (New Orleans, La.)

**1997 (57-13) Coach Skip Bertman
SEC Champions
NCAA South I Regional Champions
NCAA National Champions**

2/15 Baylor	W, 13-2
2/15 Baylor	W, 11-5
2/16 Baylor	W, 8-3
2/18 Centenary	W, 9-2
2/19 Southern	W, 16-2
2/21 vs. North Carolina *	W, 11-4
2/22 vs. N.C. State *	W, 3-2
2/23 vs. Duke *	W, 9-8
2/28 VCU	W, 15-2
3/1 VCU	W, 22-0
3/2 VCU	W, 6-4 (7)
3/4 Tulane	W, 8-5
3/5 Southern	W, 12-1
3/7 Vanderbilt	W, 19-5
3/8 Vanderbilt	W, 8-7
3/9 Vanderbilt	W, 7-3
3/11 Louisiana Tech	W, 8-2
3/12 Louisiana College	W, 14-7
3/14 at Georgia	W, 6-5 (10)
3/15 at Georgia	L, 9-11
3/16 at Georgia	W, 7-3
3/18 at New Orleans	L, 4-6
3/21 Florida	W, 11-3
3/22 Florida	W, 13-10
3/23 Florida	W, 9-5
3/25 at Louisiana Tech	W, 13-1
3/26 at Northeast La.	L, 2-6
3/28 at Tennessee	W, 12-3
3/29 at Tennessee	W, 7-2
3/30 at Tennessee	W, 8-6 (11)
4/1 Nicholls State	W, 13-5
4/2 McNeese State	W, 9-6
4/4 South Carolina	W, 9-8
4/5 South Carolina	L, 7-8
4/6 South Carolina	W, 11-10 (7)
4/8 at Tulane	W, 12-2
4/9 Northeast La.	W, 12-4
4/12 at Miss. State	L, 6-9
4/12 at Miss. State	W, 20-12
4/13 at Miss. State	L, 1-4
4/15 SW Louisiana	L, 8-10
4/16 Southeastern La.	W, 11-4
4/18 Ole Miss	W, 7-1
4/19 Ole Miss	W, 6-4
4/20 Ole Miss	W, 11-4
4/22 New Orleans	L, 8-11
4/23 Northwestern St.	W, 11-5

4/25 Auburn	W, 7-1
4/26 Auburn	W, 8-0
4/29 Southern	W, 11-1
5/2 at Arkansas	W, 13-8
5/3 at Arkansas	W, 11-5
5/4 at Arkansas	L, 1-16
5/9 at Alabama	L, 4-6
5/10 at Alabama	L, 2-28
5/11 at Alabama	W, 6-4
SEC TOURNAMENT - COLUMBUS, GA.	
5/15 vs. Auburn	W, 5-2
5/16 vs. Tennessee	W, 12-5
5/17 vs. Alabama	W, 12-7
5/18 vs. Alabama	L, 2-12
NCAA SOUTH I REGIONAL - BATON ROUGE, LA.	
5/22 UNC-Greensboro	W, 14-0
5/23 Oklahoma	W, 14-3
5/24 South Alabama	L, 5-11
5/25 Long Beach St.	W, 14-7 (11)
5/26 South Alabama	W, 14-4
5/26 South Alabama	W, 15-4
COLLEGE WORLD SERIES - OMAHA, NEB.	
5/30 vs. Rice	W, 5-4
6/1 vs. Stanford	W, 10-5
6/4 vs. Stanford	W, 13-9
6/7 vs. Alabama	W, 13-6

* Winn-Dixie Showdown (New Orleans, La.)

**1998 (48-19) Coach Skip Bertman
SEC Western Division Champions
NCAA South II Regional Champions
College World Series - 3rd Place**

2/13 SW Louisiana	W, 11-7
2/14 SW Louisiana	W, 15-0
2/17 LSU-Shreveport	W, 16-5
2/18 SW Louisiana	L, 4-7
2/20 at Texas	L, 1-5
2/21 at Texas	W, 12-9
2/22 at Texas	L, 5-7 (8)
2/24 Northeast La.	W, 9-8 (12)
2/25 Louisiana College	W, 7-2
2/27 vs. Mississippi St. *	L, 3-11
2/28 vs. Arkansas *	L, 5-6 (10)
3/1 vs. Southern Miss *	W, 16-4 (8)
3/3 Tulane	W, 10-9
3/4 Southern	W, 26-0
3/6 Georgia	W, 4-1
3/7 Georgia	W, 14-1 (7)
3/8 Georgia	W, 14-9
3/10 Louisiana Tech	W, 8-1
3/11 McNeese State	W, 4-3
3/13 at Auburn	W, 11-8 (12)
3/14 at Auburn	L, 7-14
3/15 at Auburn	L, 8-15
3/17 New Orleans	W, 4-2
3/18 Southeastern La.	W, 13-2
3/20 Arkansas	W, 9-5
3/21 Arkansas	W, 6-3
3/22 Arkansas	W, 27-6 (7)
3/24 Northwestern State	W, 6-3
3/25 at McNeese State	W, 13-5
3/27 at Kentucky	W, 7-3
3/28 at Kentucky	W, 7-2
3/29 at Kentucky	W, 11-6
3/31 Nicholls State	W, 4-0
4/1 Nicholls State	W, 9-2
4/3 Mississippi State	W, 8-5
4/4 Mississippi State	L, 3-8
4/5 Mississippi State	W, 11-5
4/7 vs. Tulane #	L, 8-10
4/10 at Vanderbilt	W, 5-3
4/11 at Vanderbilt	W, 6-4

4/12 at Vanderbilt	L, 7-8
4/14 Loyola-New Orleans	W, 9-5
4/15 at Southeastern La.	W, 9-3
4/17 Alabama	W, 6-5
4/19 Alabama	W, 7-3 (7)
4/19 Alabama	L, 2-4 (7)
4/22 vs. New Orleans #	W, 9-5
4/24 at Florida	W, 13-5
4/25 at Florida	L, 3-4
4/26 at Florida	L, 1-3
5/1 Tennessee	W, 4-3
5/2 Tennessee	W, 15-12
5/3 Tennessee	W, 8-7
5/8 at Mississippi	W, 11-4
5/9 at Mississippi	L, 0-9
5/10 at Mississippi	L, 8-10

SEC TOURNAMENT - HOOVER, ALA.

5/13 vs. Arkansas	L, 4-8
5/14 vs. South Carolina	W, 6-0
5/15 vs. Mississippi State	L, 5-7

NCAA SOUTH II REGIONAL - BATON ROUGE, LA.

5/21 Nicholls State	W, 18-4
5/22 SW Louisiana	W, 15-6
5/23 Cal State Fullerton	W, 13-11
5/24 Cal State Fullerton	W, 14-3

COLLEGE WORLD SERIES - OMAHA, NEB.

5/30 vs. Southern Cal	W, 12-10
6/1 vs. Mississippi State	W, 10-8
6/4 vs. Southern Cal	L, 4-5
6/5 vs. Southern Cal	L, 3-7

* Winn-Dixie Showdown (New Orleans, La.)

at Zephyr Field (Metairie, La.)

1999 (41-24-1) Coach Skip Bertman

NCAA Regional Champions

NCAA Super Regional Participants

2/12 Texas	W, 7-5
2/13 Texas	L, 4-16
2/14 Texas	L, 4-10
2/19 vs. Southern Miss *	W, 8-2
2/20 vs. SW Louisiana *	W, 13-6
2/21 vs. Mississippi *	W, 5-1
2/23 Southeastern La.	W, 17-7
2/26 Centenary	W, 21-1
2/27 Central Florida	W, 18-4
2/28 Central Florida	W, 5-2
3/2 Northwestern State	L, 6-12
3/3 Southern	W, 18-1
3/5 Ohio	W, 26-5
3/6 Ohio	W, 14-1
3/7 Ohio	W, 20-6
3/9 at SW Louisiana	W, 12-8 (10)
3/12 Florida	W, 8-3
3/14 Florida	L, 4-6 (7)
3/14 Florida	W, 7-5 (8)
3/16 SW Louisiana	L, 3-11
3/17 Nicholls State	W, 12-4
3/19 at Arkansas	L, 4-11
3/20 at Arkansas	W, 10-4
3/21 at Arkansas	L, 6-7
3/23 vs. Southern #	W, 7-6 (11)
3/24 Tulane	L, 3-5
3/26 Mississippi	L, 2-4
3/27 Mississippi	W, 8-6
3/28 Mississippi	W, 10-4
3/31 Northeast La.	L, 3-4
4/2 at Tennessee	W, 8-4
4/3 at Tennessee	L, 7-8
4/4 at Tennessee	L, 3-4
4/6 New Orleans	W, 6-3
4/9 Vanderbilt	L, 2-11
4/10 Vanderbilt	W, 10-2

4/11 Vanderbilt	W, 9-2
4/14 vs. Tulane #	L, 10-15
4/16 at Alabama	L, 3-10
4/17 at Alabama	W, 9-8
4/18 at Alabama	L, 4-9
4/20 vs. New Orleans #	W, 13-7
4/21 McNeese State	W, 7-2
4/23 at Mississippi State	W, 10-8
4/24 at Mississippi State	L, 1-7
4/25 at Mississippi State	W, 3-2
4/30 Auburn	W, 9-5
5/1 Auburn	W, 8-5
5/2 Auburn	W, 11-2
5/7 at Georgia	W, 4-3
5/8 at Georgia	W, 18-13
5/9 at Georgia	T, 11-11
5/11 at Northeast La.	L, 5-6
5/14 Kentucky	W, 7-2
5/15 Kentucky	L, 8-13
5/16 Kentucky	W, 6-4

SEC TOURNAMENT - HOOVER, ALA.

5/19 vs. Auburn	L, 2-6
5/20 vs. Kentucky	W, 10-0
5/21 vs. Arkansas	L, 8-9

NCAA REGIONAL - BATON ROUGE, LA.

5/28 Northeast La.	W, 11-4
5/29 East Carolina	L, 10-11
5/29 Southern	W, 6-3
5/30 East Carolina	W, 12-10
5/31 East Carolina	W, 9-0

NCAA SUPER REGIONAL - TUSCALOOSA, ALA.

6/4 at Alabama	L, 6-13
6/5 at Alabama	L, 5-13

* Winn-Dixie Showdown (New Orleans, La.)

at Zephyr Field (Metairie, La.)

2000 (52-17) Coach Skip Bertman

SEC Western Division Champions

SEC Tournament Champions

NCAA Regional Champions

NCAA Super Regional Champions

NCAA National Champions

2/12 Virginia	W, 8-0
2/12 Virginia	W, 13-2
2/13 Virginia	W, 13-4
2/15 Southeastern La.	W, 11-0
2/18 Arizona State	W, 8-4
2/19 Arizona State	W, 6-5
2/20 Arizona State	L, 2-6
2/22 McNeese State	L, 8-9 (11)
2/25 Houston	L, 2-10
2/26 Houston	L, 7-11
2/27 Houston	L, 2-10
2/29 Nicholls State	W, 8-2
3/1 Tulane	W, 12-5
3/3 at Central Florida	L, 13-14
3/4 at Central Florida	W, 11-4
3/5 at Central Florida	W, 4-1
3/7 Southern	W, 7-3
3/10 Georgia	L, 3-7
3/11 Georgia	L, 8-10 (11)
3/12 Georgia	W, 13-3
3/14 at Southeastern La.	W, 11-4
3/17 at Vanderbilt	W, 6-0
3/18 at Vanderbilt	W, 17-4
3/22 New Orleans	W, 17-2
3/24 South Carolina	W, 8-6
3/25 South Carolina	W, 7-6
3/26 South Carolina	L, 7-9
3/28 Centenary @	W, 6-3
3/31 at Auburn	W, 18-11
4/1 at Auburn	L, 1-7

4/2 at Auburn	W, 12-10
4/4 vs. New Orleans #	W, 10-2
4/5 Southern	W, 10-5
4/7 Arkansas	W, 12-3
4/8 Arkansas	W, 12-5
4/9 Arkansas	W, 17-11
4/11 UL-Lafayette	W, 8-2
4/15 at Florida	W, 10-4
4/15 at Florida	W, 9-6
4/16 at Florida	L, 5-7
4/18 UL-Monroe	W, 12-5
4/19 vs. Tulane #	W, 21-6
4/21 Miss. State	L, 13-15
4/22 Miss. State	W, 18-15
4/23 Miss. State	L, 3-10
4/25 Northwestern State	W, 13-0
4/28 at Ole Miss	W, 12-6
4/29 at Ole Miss	L, 4-6
4/30 at Ole Miss	W, 9-2
5/2 at McNeese State	L, 3-4 (11)
5/5 at Kentucky	W, 9-0
5/6 at Kentucky	W, 6-3
5/7 at Kentucky	L, 4-7
5/12 Alabama	W, 11-4
5/13 Alabama	W, 6-4
5/14 Alabama	L, 0-14

SEC TOURNAMENT - HOOVER, ALA.

5/17 vs. Georgia	W, 11-3
5/18 vs. Alabama	W, 18-12
5/20 vs. Alabama	W, 6-5
5/21 vs. Florida	W, 9-6

NCAA REGIONAL - BATON ROUGE, LA.

5/26 Jackson State	W, 19-1
5/27 UL-Monroe	W, 21-0
5/28 UL-Monroe	W, 5-3

NCAA SUPER REGIONAL - BATON ROUGE, LA.

6/2 UCLA	W, 8-2
6/3 UCLA	W, 14-8

COLLEGE WORLD SERIES - OMAHA, NEB.

6/10 vs. Texas	W, 13-5
6/12 vs. Southern Cal	W, 10-4
6/15 vs. Florida State	W, 6-3
6/17 vs. Stanford	W, 6-5

at Zephyr Field (Metairie, La.)

@ at Fair Grounds Field (Shreveport, La.)

2001 (44-22-1) Coach Skip Bertman

SEC Western Division Champions

NCAA Regional Champions

NCAA Super Regional Participants

2/10 Kansas State	L, 8-9
2/10 Kansas State	W, 4-0
2/11 Kansas State	W, 14-8
2/14 UL-Monroe	L, 6-7 (11)
2/17 Houston	W, 9-4
2/17 Houston	W, 4-1
2/18 Houston	W, 14-6
2/20 McNeese State	W, 7-3
2/23 Duquesne	W, 13-9
2/24 Duquesne	W, 24-5
2/25 Duquesne	W, 12-2
2/27 Nicholls State	W, 16-4
3/2 at Arizona State	W, 12-11
3/3 at Arizona State	W, 15-7
3/4 at Arizona State	T, 5-5 (8)
3/6 Southern	L, 6-11
3/7 Tulane	L, 3-13
3/9 at Georgia	L, 7-8 (11)
3/10 at Georgia	W, 5-3 (11)
3/11 at Georgia	L, 3-4 (11)
3/13 Southern	W, 13-6
3/16 Florida	W, 18-10

3/17 Florida	W, 4-3
3/18 Florida	W, 10-7
3/23 at Mississippi State	W, 9-1
3/24 at Mississippi State	W, 7-1
3/25 at Mississippi State	L, 0-13
3/30 Kentucky	W, 6-2
3/31 Kentucky	W, 9-5
4/1 Kentucky	L, 5-9
4/3 New Orleans	W, 7-2
4/6 at South Carolina	W, 5-3
4/7 at South Carolina	W, 12-5
4/8 at South Carolina	L, 2-4
4/10 UL-Lafayette #	W, 12-7
4/11 Tulane #	L, 6-7
4/13 Ole Miss	W, 15-2
4/14 Ole Miss	L, 10-23
4/15 Ole Miss	W, 6-3
4/17 Northwestern State	W, 9-7
4/18 at Northwestern St.	L, 8-10
4/20 Vanderbilt	L, 5-7
4/21 Vanderbilt	W, 7-2
4/22 Vanderbilt	W, 18-2 (8)
4/24 Southeastern La.	W, 7-4
4/26 at UL-Monroe	W, 16-4 (8)
4/27 at Alabama	W, 4-2
4/28 at Alabama	W, 8-7
4/29 at Alabama	W, 8-3
5/1 New Orleans #	W, 12-1 (7)
5/4 at Arkansas	L, 1-8
5/5 at Arkansas	L, 4-5
5/6 at Arkansas	L, 3-4
5/11 Auburn	W, 20-5
5/12 Auburn	L, 5-7
5/13 Auburn	L, 7-9

SEC TOURNAMENT - HOOVER, ALA.

5/16 Florida	W, 10-0 (7)
5/17 Ole Miss	W, 13-2 (7)
5/19 Ole Miss	W, 12-6
5/20 Mississippi State	L, 1-4

NCAA REGIONAL - BATON ROUGE, LA.

5/25 Minnesota	W, 10-9
5/26 VCU	W, 13-9
5/27 VCU	L, 7-10
5/27 VCU	W, 14-9

NCAA SUPER REGIONAL - METAIRIE, LA.

6/1 at Tulane	W, 4-3 (13)
6/2 at Tulane	L, 4-9
6/3 at Tulane	L, 1-7

at Zephyr Field (Metairie, La.)

2002 (44-22) Coach Smoke Laval

NCAA Regional Champions

NCAA Super Regional Participants

2/8 Birmingham-Southern	W, 10-9
2/9 Birmingham-Southern	W, 6-5 (13)
2/10 Birmingham-Southern	W, 11-7
2/12 Southeastern La.	L, 3-4
2/15 Mercer	W, 7-4
2/16 Mercer	W, 9-6
2/17 Mercer	W, 17-1
2/20 Centenary @	W, 7-6
2/22 at Houston	L, 3-11
2/23 at Houston	W, 8-4
2/24 at Houston	L, 11-12
3/2 Long Beach State	L, 3-8
3/2 Long Beach State	W, 10-2
3/3 Long Beach State	W, 5-4 (11)
3/5 Tulane	L, 5-6
3/8 UL-Monroe	W, 4-3
3/9 UL-Monroe	W, 7-1
3/10 UL-Monroe	W, 8-7
3/12 UL-Lafayette	L, 1-2

3/15 Vanderbilt	W, 6-0
3/16 Vanderbilt	L, 2-9
3/17 Vanderbilt	L, 7-8
3/19 at UL-Lafayette	L, 0-7
3/22 at Ole Miss	L, 3-9
3/23 at Ole Miss	W, 6-5
3/24 at Ole Miss	L, 7-10
3/26 at Southeastern La.	W, 9-7
3/29 Mississippi State	L, 4-15
3/30 Mississippi State	W, 7-3
4/2 New Orleans	W, 8-1
4/5 at Auburn	W, 9-4
4/6 at Auburn	L, 3-11
4/7 at Auburn	W, 9-5
4/10 Tulane \$	W, 9-5
4/12 Georgia	W, 8-2
4/13 Georgia	W, 14-4
4/14 Georgia	W, 13-4
4/16 Southern	W, 13-2
4/19 at South Carolina	W, 9-8
4/20 at South Carolina	L, 2-4
4/21 at South Carolina	L, 3-4
4/23 at UL-Monroe	W, 10-3
4/26 Arkansas	W, 3-0
4/27 Arkansas	W, 8-0
4/28 Arkansas	W, 13-5
4/30 New Orleans #	W, 13-0
5/4 at Tennessee	L, 1-2
5/4 at Tennessee	W, 16-4
5/5 at Tennessee	W, 6-2
5/10 at Florida	W, 5-4 (10)
5/11 at Florida	L, 3-6
5/12 at Florida	W, 8-5
5/18 Alabama	W, 3-0
5/18 Alabama	W, 6-5
5/19 Alabama	W, 5-1

SEC TOURNAMENT - HOOVER, ALA.

5/22 Auburn	W, 2-1
5/23 South Carolina	W, 8-3
5/25 South Carolina	L, 8-10
5/25 South Carolina	L, 4-5

NCAA REGIONAL - BATON ROUGE, LA.

5/31 Southern	W, 5-4
6/1 UL-Lafayette	L, 0-5
6/1 Tulane	W, 4-2
6/2 UL-Lafayette	W, 12-2
6/2 UL-Lafayette	W, 12-2

NCAA SUPER REGIONAL - HOUSTON, TEXAS

6/7 at Rice	L, 0-6
6/8 at Rice	L, 0-3

@ at Fair Grounds Field (Shreveport, La.)
\$ at Louisiana Superdome (New Orleans)
at Zephyr Field (Metairie, La.)

**2003 (45-22-1) Coach Smoke Laval
SEC Champions****NCAA Regional Champions****NCAA Super Regional Champions****College World Series - 7th place**

2/7 Northwestern State	W, 2-1
2/8 Northwestern State	W, 10-5
2/9 Northwestern State	W, 5-3
2/11 Centenary @	W, 15-0
2/14 Kansas	L, 6-9 (10)
2/16 Kansas	L, 4-6
2/16 Kansas	L, 7-9 (7)
2/18 UL-Monroe	W, 9-4
2/22 Houston	L, 2-7
2/23 Houston	W, 5-2
2/28 at Long Beach State	L, 1-12
3/1 at Long Beach State	L, 1-5
3/2 at Long Beach State	W, 7-2

3/5 Southeastern La.	W, 4-2
3/7 Winthrop	W, 10-2
3/8 Winthrop	W, 11-1
3/9 Winthrop	W, 3-2
3/11 Tulane #	L, 4-5 (11)
3/14 Florida	W, 9-0
3/15 Florida	W, 3-2
3/16 Florida	T, 8-8
3/21 at Georgia	W, 12-5
3/22 at Georgia	W, 13-6
3/23 at Georgia	W, 3-2
3/25 New Orleans #	L, 4-5
3/28 at Alabama	L, 2-4
3/29 at Alabama	W, 10-6
3/30 at Alabama	W, 11-10
4/2 Nicholls State	W, 6-2
4/4 South Carolina	W, 5-1
4/5 South Carolina	L, 5-8
4/6 South Carolina	W, 12-4
4/9 at Northwestern St.	W, 6-4
4/11 Ole Miss	L, 2-7
4/12 Ole Miss	W, 14-6
4/13 Ole Miss	W, 13-5
4/15 Tulane	W, 8-0
4/18 at Vanderbilt	L, 2-4
4/19 at Vanderbilt	L, 4-5 (10)
4/20 at Vanderbilt	W, 9-2
4/23 Southeastern La.	W, 14-8
4/25 Tennessee	W, 17-4
4/26 Tennessee	W, 10-6
4/27 Tennessee	W, 15-4
4/29 Tulane \$	L, 5-9
4/30 New Orleans	W, 7-2
5/2 at Mississippi State	L, 2-4
5/3 at Mississippi State	L, 0-5
5/4 at Mississippi State	W, 6-1
5/6 Loyola-N.O.	W, 21-6 (8)
5/9 Auburn	W, 6-5
5/10 Auburn	W, 20-3
5/11 Auburn	L, 8-14
5/16 at Arkansas	W, 11-3
5/17 at Arkansas	L, 5-6 (10)
5/18 at Arkansas	W, 6-2

SEC TOURNAMENT - HOOVER, ALA.

5/22 Arkansas	W, 5-4
5/23 Mississippi State	W, 7-2
5/24 Mississippi State	W, 17-5 (7)
5/25 Alabama	L, 3-10

NCAA REGIONAL - BATON ROUGE, LA.

5/30 Northeastern	W, 11-8
5/31 Tulane	W, 13-5
6/1 UNC-Wilmington	W, 9-8 (11)

NCAA SUPER REGIONAL - BATON ROUGE, LA.

6/6 Baylor	L, 1-4
6/7 Baylor	W, 6-5
6/8 Baylor	W, 20-5

COLLEGE WORLD SERIES - OMAHA, NEB.

6/13 Cal State Fullerton	L, 2-8
6/15 South Carolina	L, 10-11

@ at Fair Grounds Field (Shreveport, La.)
at Zephyr Field (Metairie, La.)
\$ at Louisiana Superdome (New Orleans)

**2004 (46-19) Coach Smoke Laval
NCAA Regional Champions****NCAA Super Regional Champions****College World Series - 7th place**

2/13 at UCF	W, 4-3 (10)
2/14 at UCF	W, 17-4
2/15 at UCF	L, 5-6 (10)
2/17 UL-Monroe	W, 7-1
2/20 Jacksonville State	W, 6-1

2/21 Jacksonville State	W, 14-2
2/22 Jacksonville State	W, 19-1 (7)
2/27 Texas State	W, 10-1
2/28 Texas State	W, 2-1
2/29 Texas State	W, 13-2
3/2 Tulane #	W, 6-0
3/5 Houston	W, 9-3
3/6 Houston	L, 5-10
3/7 Houston	W, 8-2
3/9 at UL-Monroe	W, 6-1
3/12 Southeastern La.	W, 7-1
3/13 Southeastern La.	W, 5-1
3/16 New Orleans	W, 14-0 (7)
3/19 at South Carolina	W, 6-3 (11)
3/20 at South Carolina	L, 5-12
3/21 at South Carolina	W, 12-7
3/23 Centenary @	W, 9-3
3/26 Mississippi State	L, 3-7
3/27 Mississippi State	W, 11-6
3/28 Mississippi State	W, 14-3
3/30 at New Orleans	W, 12-5
4/2 at Auburn	L, 6-7 (10)
4/3 at Auburn	W, 5-3
4/4 at Auburn	W, 3-2
4/6 Tulane	L, 0-1
4/9 Arkansas	L, 8-11
4/10 Arkansas	L, 10-11 (10)
4/11 Arkansas	L, 5-7
4/13 Nicholls State	W, 9-3
4/14 Southeastern La. #	W, 9-3
4/16 Georgia	W, 6-5 (10)
4/17 Georgia	W, 10-2
4/18 Georgia	L, 4-12
4/20 at Southern	W, 21-10
4/23 at Tennessee	L, 6-8
4/24 at Tennessee	W, 11-5
4/25 at Tennessee	W, 11-1
4/27 Tulane \$	W, 9-5
5/1 Alabama	L, 2-8
5/2 Alabama	W, 2-1 (8)
5/2 Alabama	W, 9-2 (7)
5/7 at Kentucky	L, 3-10
5/8 at Kentucky	W, 11-8
5/9 at Kentucky	W, 15-4
5/15 Vanderbilt	W, 3-2 (10)
5/15 Vanderbilt	W, 7-6 (11)
5/16 Vanderbilt	L, 0-8
5/19 Southeastern La.	W, 16-2 (8)
5/21 at Ole Miss	L, 6-7
5/22 at Ole Miss	W, 11-4
5/23 at Ole Miss	W, 14-6

SEC TOURNAMENT - HOOVER, ALA.

5/26 Florida	L, 4-5 (10)
5/27 Georgia	L, 0-1

NCAA REGIONAL - BATON ROUGE, LA.

6/4 Army	W, 9-0
6/5 Southern Mississippi	W, 6-2
6/6 College of Charleston	W, 11-3

NCAA SUPER REGIONAL - BATON ROUGE, LA.

6/12 Texas A&M	W, 11-8
6/13 Texas A&M	W, 4-0

COLLEGE WORLD SERIES - OMAHA, NEB.

6/19 Miami (Fla.)	L, 5-9
6/21 South Carolina	L, 4-15

at Zephyr Field (Metairie, La.)
@ at Fair Grounds Field (Shreveport, La.)
\$ at Louisiana Superdome (New Orleans)

**2005 (40-22) Coach Smoke Laval
SEC Western Division Champions
NCAA Regional Participants**

2/11 Nicholls State	W, 12-1
2/12 Nicholls State	W, 19-2
2/14 Nicholls State	W, 6-3
2/15 UL-Monroe	W, 9-6
2/18 Arkansas-Little Rock	W, 4-2
2/19 Arkansas-Little Rock	W, 11-8
2/20 Arkansas-Little Rock	W, 15-9
2/25 at Houston	L, 1-2
2/27 at Houston	W, 11-5
2/27 at Houston	W, 8-1
3/2 Centenary @	L, 1-6
3/4 Alabama-Birmingham	W, 12-6
3/5 Alabama-Birmingham	W, 7-3
3/6 Alabama-Birmingham	L, 3-4
3/8 Tulane	L, 2-6
3/11 Arizona State	W, 6-5
3/12 Western Illinois	W, 10-8
3/13 Arizona State	W, 20-3
3/18 at Georgia	W, 8-2
3/19 at Georgia	W, 5-3
3/20 at Georgia	W, 6-4
3/23 Southeastern La. #	W, 4-2
3/25 Auburn	L, 4-6
3/26 Auburn	W, 6-3
3/27 Auburn	L, 5-7
3/29 New Orleans	W, 18-10
4/1 at Alabama	L, 0-4
4/2 at Alabama	W, 11-2
4/3 at Alabama	L, 4-5 (13)
4/5 at Nicholls State	W, 3-2
4/6 Rice #	W, 8-2
4/8 South Carolina	L, 1-3
4/9 South Carolina	L, 1-5
4/10 South Carolina	L, 5-7
4/12 Northwestern State	W, 19-2
4/15 Ole Miss	L, 8-14
4/16 Ole Miss	W, 7-6
4/17 Ole Miss	W, 5-1
4/19 Tulane #	L, 8-11
4/22 at Arkansas	W, 10-7
4/23 at Arkansas	W, 7-0
4/24 at Arkansas	W, 6-0
4/30 at Vanderbilt	L, 4-9
4/30 at Vanderbilt	W, 9-3
5/1 at Vanderbilt	W, 3-0
5/3 Southern	L, 5-9
5/6 Kentucky	W, 6-5
5/7 Kentucky	L, 1-7
5/8 Kentucky	W, 8-3
5/13 Tennessee	L, 2-9
5/14 Tennessee	W, 9-3
5/15 Tennessee	W, 14-4
5/18 at New Orleans	W, 7-5 (13)
5/20 at Mississippi State	W, 7-5
5/21 at Mississippi State	L, 3-5
5/22 at Mississippi State	W, 3-2

SEC TOURNAMENT - HOOVER, ALA.

5/25 Mississippi State	L, 2-9
5/26 Tennessee	L, 1-5

NCAA REGIONAL - BATON ROUGE, LA.

6/3 Marist	W, 14-5
6/4 Rice	L, 7-9
6/6 Northwestern State	W, 12-4
6/6 Rice	L, 4-5

at Zephyr Field (Metairie, La.)
@ at Fair Grounds Field (Shreveport, La.)

2006 (35-24) Coach Smoke Laval

2/10 North Florida	W, 11-1
2/11 North Florida	W, 4-0
2/12 North Florida	L, 3-4 (10)
2/14 Centenary	W, 15-3
2/17 Tennessee Tech	W, 9-6
2/18 Tennessee Tech	W, 7-2
2/19 Tennessee Tech	W, 8-3
2/21 Southeastern La.	W, 7-3
2/24 Temple	W, 4-1
2/26 Temple	W, 9-0
2/26 Temple	W, 14-4
3/1 Louisiana-Monroe	W, 8-5
3/3 Houston	L, 3-5
3/4 Houston	W, 7-0
3/5 Houston	W, 5-3
3/7 Tulane	W, 4-3
3/10 Stetson	W, 5-1
3/11 Stetson	W, 11-7
3/12 Stetson	L, 8-9
3/17 at Kentucky	L, 2-8
3/18 at Kentucky	L, 3-6
3/19 at Kentucky	W, 5-2
3/22 Southeastern La. #	W, 5-4
3/24 Mississippi State	L, 1-11
3/25 Mississippi State	W, 8-6
3/26 Mississippi State	L, 6-7 (10)
3/28 at New Orleans	W, 6-5 (11)
3/31 South Carolina	L, 2-12
4/1 South Carolina	L, 4-18
4/2 South Carolina	L, 1-2
4/4 Southern	W, 3-2
4/7 at Tennessee	W, 12-2
4/8 at Tennessee	L, 0-9
4/9 at Tennessee	W, 6-2
4/11 Northwestern St.	W, 12-0
4/14 Alabama	W, 7-6
4/15 Alabama	W, 8-6
4/16 Alabama	L, 6-17
4/18 Tulane #	L, 5-12
4/22 at Ole Miss	L, 5-10
4/22 at Ole Miss	L, 3-11
4/23 at Ole Miss	L, 8-11
4/26 New Orleans	W, 7-2
4/28 Arkansas	W, 7-6
4/29 Arkansas	L, 2-4
4/30 Arkansas	W, 7-5
5/5 at Auburn	W, 4-3
5/6 at Auburn	W, 5-3
5/7 at Auburn	W, 8-2
5/12 Vanderbilt	W, 4-3
5/13 Vanderbilt	L, 4-19
5/14 Vanderbilt	L, 4-8
5/16 Rice #	L, 3-6
5/18 at Florida	W, 7-3
5/19 at Florida	L, 7-8 (10)
5/20 at Florida	L, 5-10
SEC TOURNAMENT - HOOVER, ALA.	
5/24 Alabama	W, 4-3
5/25 Ole Miss	L, 1-12
5/26 Alabama	L, 3-8
# at Zephyr Field (Metairie, La.)	
2007 (29-26-1) Coach Paul Mainieri	
2/9 Saint Mary's	W, 4-3
2/10 Saint Mary's	W, 7-6
2/11 Saint Mary's	W, 6-2
2/16 at Stetson	L, 1-8
2/17 at Stetson	L, 1-14
2/18 at Stetson	W, 8-4
2/21 Northwestern State	W, 6-2
2/23 Central Florida	W, 4-1

2/24 Central Florida	W, 13-6
2/25 Central Florida	L, 4-5
2/27 Tulane	L, 3-8
3/2 Lipscomb	L, 6-7
3/3 Lipscomb	L, 7-10
3/4 Lipscomb	W, 8-4
3/6 Centenary @	W, 2-1
3/9 Southern Miss	W, 2-1
3/10 Southern Miss	W, 15-8
3/11 Southern Miss	L, 3-5
3/13 McNeese State	W, 6-3
3/16 at South Carolina	L, 0-5
3/17 at South Carolina	W, 6-5
3/18 at South Carolina	L, 5-9
3/21 Southeastern La.	W, 5-3
3/23 Kentucky	L, 2-16
3/24 Kentucky	L, 5-6
3/25 Kentucky	T, 9-9 (8)
3/27 New Orleans	W, 6-3
3/30 at Alabama	W, 5-4
3/31 at Alabama	L, 2-5
4/1 at Alabama	W, 7-3
4/3 Tulane #	L, 9-16
4/6 Auburn	L, 1-6
4/7 Auburn	L, 0-7
4/8 Auburn	W, 10-1
4/11 Mississippi Valley St.	W, 4-1
4/13 Ole Miss	W, 4-3
4/14 Ole Miss	W, 8-2
4/15 Ole Miss	L, 5-16
4/18 New Orleans #	L, 4-5
4/20 at Mississippi State	L, 3-12
4/21 at Mississippi State	W, 6-5
4/22 at Mississippi State	W, 3-1
4/27 Tennessee	L, 1-7
4/28 Tennessee	W, 4-2
4/29 Tennessee	L, 9-10 (10)
5/1 Southern	W, 9-7
5/1 Nicholls State	W, 8-3
5/4 at Arkansas	W, 6-5
5/5 at Arkansas	L, 0-5
5/6 at Arkansas	W, 5-3
5/11 Florida	L, 3-19
5/12 Florida	L, 4-8
5/13 Florida	W, 9-4
5/17 at Vanderbilt	L, 1-4
5/18 at Vanderbilt	L, 2-6
5/19 at Vanderbilt	L, 2-6

at Zephyr Field (Metairie, La.)
 @ at Fair Grounds Field (Shreveport, La.)

2008 (49-19-1) Coach Paul Mainieri

SEC Western Division Champions	
SEC Tournament Champions	
NCAA Regional Champions	
NCAA Super Regional Champions	
College World Series - 5th place	
2/22 Indiana	W, 7-1
2/23 Indiana	W, 5-4
2/24 Indiana	L, 6-7
2/26 Southern	W, 6-1
2/27 Miss. Valley State	W, 9-1
2/29 Duquesne	W, 10-1
3/1 Duquesne	W, 22-11
3/2 Duquesne	W, 12-2
3/4 Michigan State	W, 5-3
3/5 Michigan State	W, 12-1
3/8 Stetson	W, 9-3
3/8 Stetson	W, 6-5
3/9 Stetson	L, 2-7
3/11 Southeastern La.	L, 3-6
3/14 at Tennessee	L, 5-6

3/16 at Tennessee	L, 3-7 (7)
3/16 at Tennessee	L, 3-7 (7)
3/19 Tulane	W, 7-5
3/21 Arkansas	W, 8-7 (11)
3/22 Arkansas	L, 13-14 (10)
3/23 Arkansas	W, 4-2
3/25 Northwestern State	W, 10-3
3/26 New Orleans	L, 6-8
3/28 at Florida	L, 5-8
3/29 at Florida	L, 1-7
3/30 at Florida	W, 6-3
4/1 at Southern	W, 8-3
4/2 Centenary	W, 6-0
4/4 Alabama	W, 3-0
4/5 Alabama	L, 5-6 (11)
4/6 Alabama	W, 9-7
4/9 at Southern Miss	W, 8-4
4/11 at Ole Miss	L, 1-2
4/12 at Ole Miss	L, 1-7
4/13 at Ole Miss	W, 8-2
4/15 Nicholls State	W, 11-2
4/16 at New Orleans	L, 5-6
4/18 Georgia	L, 3-6
4/19 Georgia	L, 8-9
4/20 Georgia	T, 10-10 (12)
4/22 at Tulane	W, 8-4
4/23 McNeese State	W, 6-0
4/25 South Carolina	W, 11-3
4/26 South Carolina	W, 11-10 (11)
4/27 South Carolina	W, 6-3
4/29 UL-Lafayette	W, 5-3
5/3 at Kentucky	W, 3-1 (10)
5/3 at Kentucky	W, 12-5
5/4 at Kentucky	W, 9-8
5/9 Mississippi State	W, 15-6
5/10 Mississippi State	W, 16-4
5/11 Mississippi State	W, 9-6
5/13 New Orleans #	W, 7-6 (15)
5/15 at Auburn	W, 6-4
5/16 at Auburn	W, 15-6
5/17 at Auburn	W, 11-7
SEC TOURNAMENT - HOOVER, ALA.	
5/21 South Carolina	W, 5-4 (10)
5/22 Vanderbilt	W, 8-2
5/24 Alabama	W, 12-8
5/25 Ole Miss	W, 8-2
NCAA REGIONAL - BATON ROUGE, LA.	
5/30 Texas Southern	W, 12-1
5/31 Southern Miss	W, 13-4
6/1 Southern Miss	W, 11-4
NCAA SUPER REGIONAL - BATON ROUGE, LA.	
6/7 UC Irvine	L, 5-11
6/8 UC Irvine	W, 9-7
6/9 UC Irvine	W, 21-7
COLLEGE WORLD SERIES - OMAHA, NEB.	
6/15 North Carolina	L, 4-8
6/17 Rice	W, 6-5
6/19 North Carolina	L, 3-7

at Zephyr Field (Metairie, La.)

2009 (56-17) Coach Paul Mainieri

SEC Champions	
SEC Tournament Champions	
NCAA Regional Champions	
NCAA Super Regional Champions	
NCAA National Champions	
2/20 Villanova	W, 12-3
2/21 Villanova	W, 11-1
2/22 Villanova	W, 6-3
2/25 Southern	W, 11-5
2/27 Central Florida	W, 13-4
2/28 Central Florida	W, 11-2

3/1 Central Florida	W, 16-0
3/3 at New Orleans	W, 19-3
3/4 Miss. Valley State	W, 10-4
3/6 Illinois	L, 1-3
3/7 Illinois	W, 22-10
3/8 Illinois	L, 2-6
3/10 at Southeastern La.	W, 16-5
3/11 UL-Lafayette	L, 9-10
3/13 Kentucky	W, 5-3
3/15 Kentucky	L, 2-5 (7)
3/15 Kentucky	W, 3-1 (7)
3/17 Northwestern State	W, 2-1
3/18 McNeese State	W, 6-3
3/20 at South Carolina	L, 3-7
3/21 at South Carolina	W, 10-3
3/22 at South Carolina	W, 11-3
3/24 Harvard	W, 4-3
3/25 Harvard	W, 10-2
3/27 Ole Miss	L, 4-7
3/28 Ole Miss	W, 6-5
3/29 Ole Miss	W, 2-1
4/1 at Tulane	L, 7-8
4/3 at Georgia	W, 8-4
4/4 at Georgia	L, 8-10
4/5 at Georgia	W, 7-5
4/8 Grambling State	W, 8-4
4/10 at Alabama	W, 8-5
4/11 at Alabama	L, 5-13
4/12 at Alabama	W, 12-7
4/14 New Orleans	W, 8-6
4/15 Nicholls State	L, 1-3
4/17 Tennessee	W, 18-3
4/18 Tennessee	L, 5-7
4/19 Tennessee	L, 4-9
4/21 Southeastern La.	W, 6-5
4/22 UL-Lafayette #	W, 10-6
4/24 Auburn	W, 7-3
4/25 Auburn	W, 7-6
4/26 Auburn	W, 7-6
4/29 Tulane	W, 13-2 (7)
5/2 at Arkansas	L, 4-11
5/2 at Arkansas	W, 5-0
5/3 at Arkansas	W, 4-3
5/8 Florida	W, 10-1
5/9 Florida	W, 4-0
5/10 Florida	L, 3-9
5/12 Centenary	W, 12-4
5/14 at Mississippi State	W, 5-4
5/15 at Mississippi State	L, 7-8
5/16 at Mississippi State	W, 15-4
SEC TOURNAMENT - HOOVER, ALA.	
5/20 Vanderbilt	L, 1-4
5/21 Alabama	W, 9-6
5/22 South Carolina	W, 4-1
5/23 Georgia	W, 16-0 (7)
5/23 Georgia	W, 3-2 (7)
5/24 Vanderbilt	W, 6-2
NCAA REGIONAL - BATON ROUGE, LA.	
5/29 Southern	W, 10-2
5/30 Baylor	W, 3-2 (10)
5/31 Minnesota	W, 10-3

NCAA SUPER REGIONAL - BATON ROUGE, LA.

6/5 Rice	W, 12-9
6/6 Rice	W, 5-3
COLLEGE WORLD SERIES - OMAHA, NEB.	
6/13 Virginia	W, 9-5
6/15 Arkansas	W, 9-1
6/19 Arkansas	W, 14-5
6/22 Texas	W, 7-6 (11)
6/23 Texas	L, 1-5
6/24 Texas	W, 11-4
# - at Zephyr Field (Metairie, La.)	

**2010 (41-22) Coach Paul Mainieri
SEC Tournament Champions
NCAA Regional Participants**

2/19 Centenary	W, 5-4
2/20 Centenary	W, 25-8
2/21 Centenary	W, 4-0
2/24 McNeese State	W, 2-1
2/27 William & Mary	W, 10-9
2/28 William & Mary	W, 9-6
2/28 William & Mary	W, 7-4
3/4 Pepperdine	W, 8-1
3/5 Brown	W, 13-7
3/6 Pepperdine	W, 3-2
3/7 Brown	W, 9-2
3/9 UL-Monroe	W, 18-7
3/12 Kansas	L, 9-11
3/13 Kansas	W, 4-2
3/14 Kansas	L, 4-8
3/17 Nicholls State	W, 10-3
3/19 Arkansas	L, 3-6
3/20 Arkansas	W, 8-7
3/21 Arkansas	W, 5-1
3/24 UL-Lafayette	W, 4-3
3/26 at Tennessee	W, 6-2
3/27 at Tennessee	W, 10-6
3/27 at Tennessee	W, 8-6
3/31 Birmingham	W, 13-7
4/2 Georgia	W, 4-3
4/3 Georgia	L, 6-12
4/4 Georgia	W, 15-5
4/6 Alcorn State	W, 17-5
4/7 Southern Miss #	W, 6-5 (12)
4/9 at Auburn	W, 14-10
4/10 at Auburn	L, 7-11
4/11 at Auburn	L, 5-6
4/14 Tulane	W, 10-4
4/16 Alabama	W, 12-5
4/17 Alabama	W, 9-7
4/18 Alabama	W, 6-5 (14)
4/20 Northwestern State @	W, 14-3
4/21 Northwestern State	W, 8-6
4/24 at Ole Miss	L, 9-11
4/24 at Ole Miss	L, 8-9 (11)
4/25 at Ole Miss	L, 6-7
4/27 New Orleans	L, 4-7
4/30 at Florida	L, 5-8
5/1 at Florida	L, 3-7
5/2 at Florida	L, 6-13
5/4 Southeastern La.	W, 9-5
5/7 Vanderbilt	W, 16-15 (10)
5/8 Vanderbilt	L, 2-6
5/9 Vanderbilt	L, 3-4
5/14 at Kentucky	L, 9-11
5/15 at Kentucky	L, 4-9
5/16 at Kentucky	L, 4-6
5/18 at Tulane	L, 1-9
5/20 Mississippi State	W, 14-13
5/21 Mississippi State	W, 17-3
5/22 Mississippi State	L, 1-2

SEC TOURNAMENT - HOOVER, ALA.

5/26 Florida	W, 10-6
5/27 Vanderbilt	W, 7-5
5/29 Ole Miss	W, 8-0 (7)
5/30 Alabama	W, 4-3 (11)

NCAA REGIONAL - LOS ANGELES, CALIF.

6/4 UC Irvine	W, 11-10 (11)
6/5 at UCLA	L, 3-6
6/6 UC Irvine	L, 3-4

- at Zephyr Field (Metairie, La.)

@ - at Fair Grounds Field (Shreveport, La.)

2011 (36-20) Coach Paul Mainieri

2/18 Wake Forest	W, 15-4
2/19 Wake Forest	W, 4-3
2/20 Wake Forest	W, 9-1
2/22 New Orleans	W, 13-0
2/25 Holy Cross	W, 12-3
2/26 Holy Cross	W, 14-3
2/27 Holy Cross	W, 15-4
3/1 Southeastern La.	W, 7-3
3/2 Mississippi Valley State	W, 10-8
3/4 Princeton	W, 8-2
3/5 Princeton	W, 7-2
3/6 Princeton	L, 7-8
3/9 Sacred Heart	W, 6-1
3/11 Cal State Fullerton	W, 7-6
3/12 Cal State Fullerton	W, 7-6
3/13 Cal State Fullerton	W, 10-2
3/16 at Nicholls State	W, 12-8
3/18 Florida	L, 4-5
3/19 Florida	L, 0-1
3/20 Florida	L, 3-7
3/22 Louisiana-Lafayette	L, 5-11
3/25 at Georgia	W, 7-3
3/27 at Georgia	L, 5-9 (7)
3/27 at Georgia	L, 2-3 (7)
3/30 McNeese State	W, 6-0
4/1 Ole Miss	W, 7-6
4/2 Ole Miss	L, 3-16
4/3 Ole Miss	W, 8-2
4/5 at Tulane	W, 7-5
4/8 at Arkansas	L, 0-2
4/9 at Arkansas	L, 3-4
4/10 at Arkansas	L, 4-5
4/12 Northwestern State	L, 2-5
4/13 Alcorn State	W, 7-1
4/15 Auburn	L, 7-8
4/16 Auburn	L, 1-3
4/17 Auburn	W, 3-2
4/20 Southern Miss #	W, 8-6
4/22 at Vanderbilt	L, 3-11
4/23 at Vanderbilt	L, 1-10
4/24 at Vanderbilt	L, 7-10
4/26 Nicholls State	W, 12-3
4/28 Kentucky	W, 9-5
4/29 Kentucky	W, 12-4
4/30 Kentucky	W, 8-4
5/3 Tulane	W, 6-2
5/6 at Alabama	W, 10-6
5/7 at Alabama	L, 0-4
5/8 at Alabama	L, 0-9
5/13 Tennessee	W, 9-0
5/14 Tennessee	W, 8-1
5/15 Tennessee	W, 15-5
5/17 at New Orleans	W, 5-0
5/19 at Mississippi State	W, 17-1
5/20 at Mississippi State	L, 5-6
5/21 at Mississippi State	W, 6-3

- at Zephyr Field (Metairie, La.)

**2012 (47-18) Coach Paul Mainieri
SEC Champions
NCAA Regional Champions
NCAA Super Regional Participants**

2/17 Air Force	W, 10-2
2/18 Alcorn State	W, 19-0
2/19 Air Force	W, 4-0
2/22 McNeese State	W, 11-4
2/24 Appalachian State	W, 4-0
2/25 Appalachian State	L, 0-1
2/26 Appalachian State	L, 1-11
2/28 Grambling State	W, 17-10
2/29 at McNeese State	W, 19-10

3/2 Dartmouth	W, 8-4
3/3 Dartmouth	W, 16-3
3/4 Dartmouth	W, 5-4
3/6 at Tulane	W, 5-0
3/9 Michigan	W, 6-0
3/10 Michigan	W, 6-4
3/11 Notre Dame	L, 1-7
3/14 Northwestern State	W, 13-0
3/16 Mississippi State	W, 3-2 (10)
3/17 Mississippi State	W, 4-3
3/18 Mississippi State	L, 1-7
3/20 Southern	W, 15-5
3/23 at Auburn	L, 3-4
3/24 at Auburn	L, 2-3 (10)
3/25 at Auburn	W, 4-3
3/28 UL-Lafayette	W, 5-0
3/30 Arkansas	W, 10-6
3/31 Arkansas	W, 2-1
4/1 Arkansas	W, 3-2 (11)
4/3 Louisiana College	W, 10-2
4/5 at Florida	W, 7-6
4/6 at Florida	L, 0-7
4/7 at Florida	W, 8-7
4/10 Alcorn State	W, 7-2
4/11 Southern Miss #	W, 8-3
4/13 Alabama	W, 10-2
4/14 Alabama	W, 7-1
4/15 Alabama	W, 5-1
4/18 Lamar	W, 5-4
4/20 at Kentucky	W, 5-4
4/21 at Kentucky	L, 1-8
4/22 at Kentucky	L, 6-7
4/25 Southeastern La.	W, 4-3
4/27 Georgia	W, 6-5
4/28 Georgia	W, 8-4
4/29 Georgia	L, 3-5
5/1 Tulane	W, 9-5
5/4 at Ole Miss	W, 4-3 (13)
5/5 at Ole Miss	L, 4-7
5/6 at Ole Miss	W, 12-3
5/11 Vanderbilt	W, 2-1
5/12 Vanderbilt	L, 3-6
5/13 Vanderbilt	L, 4-5 (10)
5/15 Nicholls State	W, 9-6
5/18 at South Carolina	W, 5-2
5/19 at South Carolina	L, 4-5
5/20 at South Carolina	W, 3-2 (10)

SEC TOURNAMENT - HOOVER, ALA.

5/23 Mississippi State	L, 2-3
5/24 Ole Miss	W, 11-2
5/25 Mississippi State	L, 3-4 (10)

NCAA REGIONAL - BATON ROUGE, LA.

6/1 UL-Monroe	W, 4-1
6/2 Oregon State	W, 7-1
6/3 Oregon State	W, 6-5 (10)

NCAA SUPER REGIONAL - BATON ROUGE, LA.

6/8 Stony Brook	W, 5-4 (12)
6/9 Stony Brook	L, 1-3
6/10 Stony Brook	L, 2-7

- at Zephyr Field (Metairie, La.)

**2013 (57-11) Coach Paul Mainieri
SEC Western Division Champions
SEC Tournament Champions
NCAA Regional Champions
NCAA Super Regional Champions
College World Series - 7th Place**

2/15 Maryland	W, 1-0
2/16 Maryland	W, 5-1
2/17 Maryland	W, 14-3
2/19 Lamar	W, 8-1
2/21 BYU	W, 6-5

2/22 Southeastern La.	W, 13-1
2/23 BYU	L, 4-9
2/26 at UL-Lafayette	W, 11-2
3/1 Brown	W, 4-3
3/2 Brown	W, 7-1
3/3 Nicholls State	W, 2-0
3/5 Stephen F. Austin	W, 9-2
3/6 Sacred Heart	W, 10-2
3/8 Washington	W, 9-4
3/9 Washington	W, 8-4
3/10 Washington	W, 7-5
3/13 Nicholls State	W, 9-3
3/15 at Miss. State	W, 6-4 (10)
3/16 at Miss. State	W, 7-3
3/17 at Miss. State	L, 2-10
3/20 Northwestern St.	W, 2-1 (13)
3/22 Auburn	W, 9-4
3/23 Auburn	W, 5-1
3/24 Auburn	W, 8-2
3/26 at Tulane	W, 14-1 (8)
3/29 at Missouri	W, 2-0
3/30 at Missouri	W, 8-0
3/31 at Missouri	W, 6-5
4/2 Alcorn State	W, 7-3
4/5 Kentucky	W, 11-1
4/6 Kentucky	W, 9-1
4/7 Kentucky	W, 11-4
4/9 Southern #	W, 11-2
4/10 Southern	W, 16-2
4/12 at Arkansas	W, 6-2
4/13 at Arkansas	L, 3-8
4/14 at Arkansas	W, 5-3 (10)
4/17 Grambling	W, 4-0
4/19 at Alabama	W, 5-0
4/20 at Alabama	W, 11-8 (16)
4/21 at Alabama	L, 3-4 (10)
4/24 Tulane	W, 4-3
4/26 South Carolina	W, 5-2
4/27 South Carolina	L, 2-4
4/28 South Carolina	L, 0-4
4/30 McNeese State	W, 7-3
5/2 Florida	W, 3-2
5/3 Florida	W, 5-0
5/4 Florida	W, 18-6
5/9 Texas A&M	L, 1-2
5/10 Texas A&M	W, 7-4
5/11 Texas A&M	W, 2-1 (8)
5/14 New Orleans	W, 11-2
5/16 Ole Miss	W, 7-1
5/17 Ole Miss	W, 5-4
5/18 Ole Miss	L, 9-11

SEC TOURNAMENT - HOOVER, ALA.

5/22 Alabama	W, 3-0
5/23 Arkansas	L, 1-4
5/24 Alabama	W, 3-2
5/25 Arkansas	W, 3-1
5/26 Vanderbilt	W, 5-4 (11)

NCAA REGIONAL - BATON ROUGE, LA.

5/31 Jackson State	W, 11-7
6/1 Sam Houston St.	W, 8-5
6/2 UL-Lafayette	W, 5-1

NCAA SUPER REGIONAL - BATON ROUGE, LA.

6/7 Oklahoma	W, 2-0
6/8 Oklahoma	W, 11-1

COLLEGE WORLD SERIES - OMAHA, NEB.

6/16 UCLA	L, 1-2
6/18 North Carolina	L, 2-4

- at Zephyr Field (Metairie, La.)



Ronald Anderson
Baton Rouge, La.
District 6



Scott Angelle
Breaux Bridge, La.
District 3



Scott Ballard
Covington, La.
District 1



R. Blake Chatelain
Alexandria, La.
District 5



Garret "Hank" Danos
Larose, La.
District 3



Ann Duplessis
New Orleans, La.
District 2
Chairman-Elect



Dr. John George
Shreveport, La.
District 4



Stanley J. Jacobs
New Orleans, La.
District 1



Raymond Lasseigne
Bossier City, La.
District 4



Jack Lawton
Lake Charles, La.
District 7



Lee Mallett
Lake Charles, La.
District 7



Rolfe McCollister
Baton Rouge, La.
District 6



James Moore
Monroe, La.
District 5



J. Stephen Perry
New Orleans, La.
District 2



Robert Yarborough
Baton Rouge, La.
Member-At-Large
Chairman



John Woodard
Covington, La.
Student Member



Dr. F. King Alexander

President/Chancellor, LSU

LSU

Dr. F. King Alexander was named the president and chancellor of Louisiana State University, which has an annual budget of \$3.4 billion and more than 54,000 students. He was appointed to the position by the LSU Board of Supervisors in March 2013 and assumed the position on July 1.

Prior to being named the president, Dr. Alexander was president of California State University, Long Beach (2006-2013) one of the nation's largest public universities located in southern California.

During his more than seven-year tenure at California State University, Long Beach, Dr. Alexander was twice named the California State University Student Association (CSSA) "President of the Year," which represents all 23 California State Universities and its over 440,000 students.

Prior to becoming president of California State University, Long Beach, Dr. Alexander was president of Murray State University in Kentucky (2001-2005) and was a faculty member at the University of Illinois, Champaign-Urbana, where he was the director of the graduate higher education program.

A Kentucky native who grew up in north Florida, Dr. Alexander received his Ph.D. from the University of Wisconsin-Madison in higher education administration with a focus on finance and educational policy analysis, and a Master of Science degree from the University of Oxford, Oxford, England in comparative educational studies.

As a teacher and administrator, Dr. Alexander has received many honors, including the University of Wisconsin-Madison School

of Education Alumni Achievement Award (2002) and has research university faculty affiliations at the University of Wisconsin-Madison Center for the Study of Postsecondary Education (WISCAPE) and Cornell University Higher Education Research Institute (CHERI).

Alexander is an internationally-respected expert in higher education finance and public policy and frequently publishes in national journals and for organizations in this field. He has served as a reviewer, an editorial board member, and a university instructor and faculty member, teaching courses in higher education finance, law, history and current events.

Dr. Alexander also has been asked to represent public higher education colleges and universities on numerous occasions to the United States Congress on issues of college affordability, student indebtedness, and institutional efficiency and effectiveness in efforts to address many of the growing challenges facing American higher education. Due to his national recognition and involvement on higher education issues, Dr. Alexander has served on numerous U.S. higher education and statewide organizational leadership boards where he remains very active.



Dr. Bill DeMastes

Faculty Athletics Representative

Dr. Bill DeMastes, a professor of English at LSU, is in his second year as Faculty Athletics Representative. Dr. Demastes earned his Ph.D. in English in 1986 from the University of Wisconsin-Madison with a Field of Study of Drama as Genre and a specialization in 20th-Century American and British Drama. He

earned his masters in English in June 1979 from the University of Georgia in Athens where he specialized in 19th-Century American Literature.

At LSU, he served as Associate Dean of the College of Arts and

Sciences from 2001-2004 and Director of Undergraduate Studies for the Department of English from 1999-2001 and 2010-11. He has also served as Associate Chair of the Department of English (1998-99); Director of the Master of Arts in Liberal Arts Program (1996-2004); and, Director of Graduate Studies in the Department of English (1992-94; 2005-06).

He was honored with the LSU Alumni Association Faculty Excellence Award in 2000 and in 2002 won the LSU Distinguished Faculty Award. He was named in 2009 an LSU Rainmaker which is given to the top 100 LSU Faculty. In 2010, he received the Tiger Athletic Foundation Undergraduate Teaching Award, and in the summer of 2011, he was named the Harry Ransom Summer Fellowship recipient by the University of Texas.



LSU coach Paul Mainieri and the Tigers accept the 2009 SEC regular-season championship trophy from league commissioner Mike Slive.



The Southeastern Conference

Setting the Standard for Intercollegiate Athletics in Baseball

The Southeastern Conference, with its storied 80-year history of athletic achievements and academic excellence, has built perhaps the greatest tradition of intercollegiate competition in baseball of any league in the country since its inception in 1933.

The SEC posted another tremendous season in 2013 as the conference had nine teams earn selection to NCAA postseason play with LSU and Mississippi State advancing to the College World Series. A SEC squad has now appeared in the College World Series 28 of the last 29 years. Mississippi State advanced to the National Championship Series, marking the ninth time since 2000 a SEC team played for the national championship in Omaha and sixth in a row.

LSU won the SEC tournament title over Vanderbilt. Vanderbilt won the SEC regular-season title with a 26-3 conference record, while

LSU won the Western Division with a 23-7 record.

The Southeastern Conference boasts 12 former National Players of the Year (Florida's Mike Zunino won in 2012), 11 Baseball America Coach of the Year and 10 Collegiate Baseball Coach of the Year honors. Also, 161 student-athletes have been named first-team All-American, six of which came in 2013.

Three SEC players were taken in the first round of the 2013 Major League Baseball Amateur Draft, held in June in New York City. Mississippi State's Hunter Renfroe was selected 13th overall by San Diego. Jonathan Crawford of Florida was selected 20th by Detroit, while Arkansas' Ryne Stanek was 27th by Tampa Bay.

With those three selections this year, the SEC has now had a first-round selection in each year since 1991 and 96 total in the first round during

that time.

The SEC drew a record of over 2.25 million fans to its on-campus ballparks in 2013, the seventh year in a row to draw over 1.6 million. Nine SEC teams drew in excess of 100,000 fans to their parks in 2013.

The SEC averaged nearly 5,000 fans per game in 2013, the seventh straight year to exceed the 4,000 mark. The SEC Baseball Tournament drew a new record-high of 134,496 fans in 2013, 7,912 per game. The event has become the Birmingham metro area's highest attended sporting event annually, second in the state only to NASCAR races at Talladega. Birmingham Magazine recently named it the top sporting event in the Birmingham area.

The SEC Championship Game was broadcast nationally on ESPN2, with the semifinals airing nationwide on ESPNNews for the first time in 2012.

Notes

- The SEC has sent 48 teams to the College World Series since 1990. That was accomplished despite no SEC teams making the field in 1992. LSU has been to Omaha 13 times, Florida eight times, South Carolina six times, Georgia and Mississippi State five times, while Alabama, Arkansas and Tennessee have been three times each. Auburn has been twice.
- SEC teams have won nine of the last 23 national championships, with LSU winning six (1991, 1993, 1996, 1997, 2000, 2009), South Carolina winning two (2010, 2011) and Georgia claiming the 1990 title. The SEC has finished runner up seven times in that time, 1997, 2002, 2005, 2008, 2011, 2012 and 2013.

- SEC teams are 98-85 since 1990 in Omaha, a 53.6 winning percentage. Not counting games against each other, the SEC has posted a 73-60 record in the College World Series since 1990, a 54.9 winning percentage.
- The SEC has played 46 games in the "Final Four" of the College World Series since 1990, an average of over 1.5 per year. Only five times, 1992, 1994, 2003, 2006 and 2007 has the SEC failed to get a team to the "Final Four" of the CWS.
- The SEC has averaged nearly eight games played per year in the College World Series since 1990. In 2004, 12 of the 15 games played in Omaha involved a SEC team. In 1997, the SEC had a team in 13 of the 14 games played in the CWS. Since 1990, an SEC team has played in 158 of the 344 games in the College World Series, an amazing 46 percent of games. SEC teams played in 8 of the 14 in 2013.

- The SEC has sent 10 of its 12 schools to the College World Series since 1990 - Alabama, Arkansas, Auburn, Florida, Georgia, LSU, Mississippi State, South Carolina, Tennessee and Vanderbilt. Ole Miss has played in four Super Regionals the last nine seasons. Texas A&M also advanced three times since 1990 prior to joining the SEC.
- Since 1990, 162 SEC squads have been invited to the NCAA Tournament, an average over seven per season. The SEC set NCAA records in 2004, '05, '08 and '13 with nine teams earning postseason berths. The SEC also had a NCAA record five teams earn regional host sites in '04 and '06.
- The SEC has had an NCAA-high 11 different teams compete in the 60-year history of the College World Series. In those appearances, the conference has registered a 120-123 record, a 49.4 winning percentage.

- Since 1990, 31 SEC squads have posted 50+ wins, while 117 have won 40+ games in a season.
- The SEC posted a 254-104 record against non-conference foes in 2013, a 70.9 winning percentage.
- SEC teams have also been strong in the polls. Since 1990, 116 conference teams have appeared in the final ESPN/USA Today Coaches poll.



Michael L. Slive

SEC Commissioner

The office of the commissioner was formed in 1940 in Jackson due to the great amount of detail work developing, especially in recruiting and eligibility. Former Mississippi Governor Martin S. Conner took office as commissioner Aug. 21, 1940. Conner later became ill and the secretary of the conference, Dean N.W. Dougherty of Tennessee, served as acting commissioner during the fall of 1946.

The office moved to Birmingham with the appointing of Bernie H. Moore as the second full-time commissioner on Feb. 21, 1948. Moore, a former LSU coach, guided the SEC to national respect in his 18-year tenure. A.M. (Tonto) Coleman succeeded Moore upon his retirement April 1, 1966. The Alabama native, who was reared in Texas and experienced in athletic coaching and administration, served six and a half years.

Dr. H. Boyd McWhorter, then Dean of Arts and Sciences at Georgia, secretary of the league since 1967, accepted the position upon the retirement of Coleman Aug. 1, 1972. Under his leadership the SEC

experienced unparalleled growth. In McWhorter's first year the SEC distributed \$1.57 million and 14 years later (1986), the league distributed \$15 million in revenue to the member institutions.

Dr. Harvey W. Schiller, an Air Force colonel and faculty chair at the U. S. Air Force Academy, followed McWhorter upon retirement, taking office Sept. 15, 1986. Under his guidance the SEC established itself as a leader in the areas of athletic scholarship and marketing.

Roy F. Kramer succeeded Schiller on Jan. 10, 1990. Kramer, who has served on numerous NCAA committees, joined the league office after spending 12 years as athletic director at Vanderbilt. Kramer held the office of Commissioner for more than 12 years before retiring in the summer of 2002.

Michael L. Slive, who served as Commissioner of Conference USA for seven years, was appointed the seventh Commissioner of the Southeastern Conference on July 2, 2002.

Throughout its 80-year history, the Southeastern Conference has been a leader in the integration of athletic competition and higher education.

Since its formation in 1933, the SEC has achieved both stature and stability by designating governing/voting power to the presidents of the member institutions. They have determined the policies of the conference and through the years this involvement has been the principal source of strength in the evolution of the SEC.

Intercollegiate athletics encountered many challenges in the 1990s and again the SEC provided guidance. In 1993, the member institutions adopted The Principles of Gender Equity. Committed to increasing the quantity and quality of women's athletic opportunities, each school provides at least two more women's intercollegiate programs than the number of men's.

Faced with the task of conference realignment after competing with 10 members since 1966, the SEC welcomed the University of Arkansas and the University of South Carolina in 1991. Beginning in 2012-13, Texas A&M University and the University of Missouri joined the SEC to form a 14-school league.

SEC schools began athletic competition with one another over 100 years ago as

members of the Southern Intercollegiate Athletic Association.

Seven institutions (Alabama, Auburn, Georgia, Georgia Tech, North Carolina, Sewanee and Vanderbilt) attended the SIAA organizational meeting of faculty representatives in Atlanta in 1894.

Basketball moved quickly to the South as Vanderbilt was playing at the Nashville YMCA in 1893, just two years after Dr. James Naismith originated the game at Springfield (Mass.) College. Basketball became an intercollegiate sport in 1901 and in 1908 Vanderbilt was meeting Columbia and Yale intersectionally.

The seven-member SIAA expanded to 19 institutions in 1895 and by 1920 there were 30 members.

The larger schools reorganized as the Southern Conference in 1920. Despite an original limit of 16, the membership grew to 23 by 1928.

The 13 members west and south of the Appalachian Mountains reorganized as the Southeastern Conference at the annual SC meeting in 1932. The 10 coast members remained in the Southern Conference. Charter members of the new conference were: Alabama, Auburn, Florida, Georgia, Georgia Tech, Kentucky, LSU, Mississippi, Mississippi State, Sewanee, Tennessee, Tulane and Vanderbilt.

(Sewanee withdrew in 1940, Georgia Tech in 1964 and Tulane in 1966).

The first SEC champions were crowned in 1933 in four sports (baseball, basketball, football and outdoor track). The league's inaugural championship event was a basketball tournament in Atlanta in 1933. Records show the first men's team title for cross-country was awarded in 1935, while golf and swimming were added in 1937. The league later began hosting championships in tennis (1953) and indoor track (1957).

In the 1979-80 academic year SEC championships for women were recognized in basketball, tennis and volleyball. The following year golf, gymnastics, swimming and track and field were added. The administration of women's athletics officially came under the auspices of the conference office in 1984.

The SEC currently regulates nine men's sports and 12 women's sports: Men—baseball, basketball, football, golf, swimming, tennis and track (cross country, indoor and outdoor). Women—basketball, equestrian, golf, gymnastics, soccer, softball, swimming, tennis, track (cross country, indoor and outdoor) and volleyball.



The SEC office is located in Birmingham, Ala.



Enjoying the annual Baseball Alumni golf tournament are Randy Keisler, Brad Cresse, Brian Tallet and Kurt Ainsworth.



Paul Mainieri (left) and LSU MLB All-Star Paul Byrd at the 2012 LSU Baseball First Pitch Banquet.



Two-time World Series champion Ryan Theriot was the keynote speaker at the 2013 LSU Baseball First Pitch Banquet.



Tiger Baseball Alumni

LSU Alumni Games have featured several former Tigers that are active in pro baseball.

LSU Baseball Alumni are former players, coaches, trainers and equipment managers who organize functions to benefit the LSU Baseball program.

LSU acknowledges the rich tradition of values in its baseball program. LSU Baseball Alumni seek to pass along to future students and athletes the sense of community, the sense of family, the element of teamwork and the camaraderie learned as members of the LSU Baseball program, and to further commit to Louisiana State University their loyalty and appreciation.

The baseball program welcomes its former players back to the LSU campus each fall for the annual Alumni Golf Tournament.

During the 2011 season, members of LSU's 1961, 1986 and 1991 teams celebrated reunions at Alex Box Stadium. The 1961 team claimed the SEC title with a playoff win over Auburn. The '86 squad was LSU's first CWS team and the '91 Tigers captured the school's first national title.

The 1993 team celebrated the 20th anniversary of its national championship during the final home weekend of the 2013 regular season in Alex Box Stadium, Skip Bertman Field.

Alumni Directory on LSUsports.net

Attention Alumni! LSU Baseball needs your help! LSU has set up an easy way for you to stay in touch with the program and the proud tradition you helped to establish.

Simply go to the website at www.lsusports.net and click the TEAMS menu. Then click BASEBALL from the drop-down menu and click the ALUMNI ONLY button at the right. From there, just fill in your information and hit Submit. If you'd like, include your work information, cell number, family information, birthdate and any other information in the space provided.



1961 Baseball Reunion



1991 Baseball Reunion

LSU BASEBALL Coaches Committee



The LSU Baseball Coaches Committee is proud to be a part of the Tiger Baseball Program. The group is comprised of men and women who have joined together to support LSU Baseball. Coaches Committee funds have assisted the baseball program in purchasing equipment and upgrading facilities. Three different membership levels give fans an opportunity to be closely involved with the success of LSU Baseball. For information on joining the Coaches Committee, call the LSU Baseball office at (225) 578-4148.

Gold Level

Dennis Aucoin
John Bahlinger
James M. Baker
Calvin Barcomb
Benedict & Assoc. Bozeman
Barry Blumberg
Chip Burr
Steve & Bobbye Cantu
Dennis H. Carriere
Dr. Charles & Donna Carville Jr.
Dr. Joe Cefalu
Nicholas Cefalu Jr., MD
Ronny Champlin
Howard & Rosie Chaney

Joseph E. Clements
Douglas J. (Jerry) Daly, Jr.
Claud & Janice Derbes
Rene Dupaquier
Stephen Erwin
Dane Falgout
Rodney Fox
Trevor S. Fry
Gator Rigging
Greg Glenn
Larry Graham
Billy Guitreau
Janice Guitreau
Kirk Hendry

S. Craig Henry
Kenny Hodges
James M. Hutchison, Sr.
IOS, Inc./EnvironResources, LLC
Scott D. Jones
Joseph E. Juban
Phillip S. Juban
Reuben J. Klibert, Jr.
John C. Laird
Rodney & Jennifer Landry
Cammie Lapenas
Laura & Buddy Leach
Wayne & Diane Leader
Dr. Andy LeBlanc

Damian Leone
LUBA Workers Comp
Flo Magee
Simone Mahaffey
Cindy Martin
James McDowell
Chris McGivaren
Dan McNamara
Christian Morel
Harry J. Morel, Jr.
Jay Noel
Steve O'Brien
David Patterson
Bob Pearson

Kent Peltier
E. Claire Record
David Roberts
Dr. Clifton W. Salmon
Chad Scott
Jon Seger
Richard & Linda Sturlese
Johnny Suchy
Geary & Estrid Vance
Perry & Gina Verret
Dale & Helen Waguespack



Hall of Fame manager Tommy Lasorda served as the keynote speaker for the 2008 LSU Baseball First Pitch Banquet, a fund-raising event sponsored by the Coaches Committee. Lasorda (middle) was presented with an LSU baseball jersey by coach Paul Mainieri (right) and former coach Skip Bertman (left).

Purple Level

Doug E. Allen
Randy Aucoin
Norman Bercegeay
Ivan Cabrera
Brian N. Dyess
Ray Glasgow
Brennan Kelsey
Donna Kunstler
Oscar LeJeune
James D. Nugent
Olinde Financial Group
Thomas G. Smart
Dale Songy
Charles Valluzzo
Chester Welch

Pinstripe Level

Dr. Jack Andonie
Keith J. Arceneaux
Charles Becker
Albert I. Bellott
James W. (J.W.) Bennett
Benny M. Bergeron
Keith Bischoff
Ralph B. Bisland
Mike Blanchard

Kevin H. Bland
Ronald T. Bonnecaze
Tyrrell Bordelon
Millard E. Bourgeois
Paul Boyer
Hal Brannan
Joseph R. Britt
Josh Broggi
Kelly Kee Broussard

Wayne Broussard
Sandra Bruno, M.D.
Hugh W. Buckingham
David A. Cagnolatti
Ann and Pressley Campbell
Harold & Jeannette Canchola
Phillip Cancellori
Ken Carpenter
Daniel Cavalier

Don Chaney
Buddy & Janet Chighizola
Arthur & Marilyn Cleveland
F. Baron Craft
Vicki Crochet
Danny Daniel, Jr.
Danny A. Daniel
Bob J. Dartez
Michael J. David

Peter Davis
Brian D. Dearing M.D.
Donald P. Decell
Wayne Decoteau
W. Gene DeLozier

Pinstripe Level (cont.)


William Dill
 Marvin Dugas
 Mark Dupree
 Gerald E. (Jerry) Eggert
 Edwin A. Ellinghausen, III
 Suzanne Elmer
 Mark W. Emonet
 Tony Ezernack
 Lester Falgoust
 Terril D. Faul
 Cynthia McLin Farr
 Dan Faulk
 Robert Feldman, M.D.
 James Fontenot
 Matthew G. Forest
 Bruce Frank
 Lucy Garrison
 Frank S. Guarisco
 Carlos & Isabella Guidry
 Glenn Guidry
 Buddy Hair
 Blake Hammatt

Bruce Hammatt
 Anita Haywood
 Stephen Hendry
 Albert L. Hermann
 James D. Hughes
 Richard Istre
 Scooter & Kay Keen
 Mike & Kim Kirley
 Henry W. Lacinak
 Hal Lancon
 John Langlois
 Mike Lee
 Beau Leitner
 Bob Leitner
 David LeRay
 Mark W. Levert
 Richard Lipsey
 Susan Lipsey
 Angelique & Jimmy Litsey
 Ed Lowry
 Euil (Marty) Luther
 Ralph Maxwell

Carol (Steele) McDugle
 Bruce McKeithen
 Andrew C. Messina
 A. Thomas Montagnino, Jr.
 Matthew Montgomery
 Leah Moore
 Steve Moore
 Dr. Robert Muller
 Chrystal Musgrove
 Carl & Jean Nayden
 Greg Newman
 Mike Odom
 Marvin D. O'Neal
 Bob & Valerie Parker
 Charlie Parker
 Terry Passman
 Eric Oliver Person
 Gwen Pine
 Sam M. Poole
 Lionel Porta
 Loyson Porta
 Eddie Pullaro

Frank Ragsdale
 John Rahm
 Sam & Karen Raney
 Timothy R. Ricketts
 Dennis A. Russo, DDS
 Gerard Ruth
 Manson Saltzman
 Ken & Janice Sandberg
 Joseph Scardino
 Henry (Butch) Schneider, Jr.
 Linda Seeley
 Carolyn Selig
 Mike Shelton
 Joseph G. Simmons
 Dr. Denis "Chip" Simon
 Carlton L. Smith
 Sharon Smith
 Glenn M. Sotile
 Brian Staggs
 Charles Steele
 Wayne Stofsky
 Dr. Marvin E. Stuckey

Leland W. Sykes
 Harry Theriot, Jr.
 Michael Thibodeaux
 Timothy Toler
 Wayne A. Turner
 Winston Vass
 Mac Versaw
 Jimmy Walker
 Robert E. Waltman
 June & Buddy Webre
 Robert John White
 Jean and Will Wilcox
 Woody Wilson
 Railler Wiltz
 Tom Wunderlich
 G. Earl & Susan Yeomans



Coaches Committee funds help the LSU Baseball program enjoy the nation's best facilities, including the indoor hitting complex at Alex Box Stadium.



Longtime Coaches Committee member Anita Haywood, aka "The K Lady," contributes to the unique atmosphere of Alex Box Stadium.



ESPN interviewer and Las Vegas personality Roy Firestone performed his sports-oriented variety show as part of a fund-raiser sponsored by the Coaches Committee on December 11, 1998.



Wally Pontiff Jr.

BASEBALL HALL OF FAME

Located on the ground level, third-base side of Alex Box Stadium, the Wally Pontiff Jr. Baseball Hall of Fame opened on January 31, 2013. The facility celebrates the glorious history of LSU Baseball and contains numerous artifacts, including the Tigers' National Championship rings and trophies, vintage uniforms and Major League memorabilia.

The facility is named in memory of Wally Pontiff Jr., a two-time all-SEC selection at LSU who died due to heart complications on July 24,

2002 at the age of 21. Pontiff was a three-year starter for the Tigers from 2000 through 2002 at third base and DH, and he helped lead LSU to the 2000 national championship. Pontiff, the MVP of the 2000 SEC Tournament, was also a two-time member of the SEC Academic Honor Roll, and he was a member of the 2002 District VI academic all-America baseball team with a 3.25 GPA in biological sciences.

The Wally Pontiff Jr. Baseball Hall of Fame is open to fans before and during LSU home baseball games in Alex Box Stadium.





Mike

THE TIGER

Sneaux Day

On Dec. 11, 2008, a winter storm blanketed Baton Rouge that hadn't been seen in decades. The early white Christmas gave Mike VI, LSU's live Bengal/Siberian tiger, a chance to relax and play in nearly two inches of accumulation.



Mike's Habitat

History of Mike

Few mascots in the country are as admired as Mike the Tiger. LSU's live Bengal mascot serves as the graphic image of all LSU athletic teams. The school has had six mascots, with the most recent, Mike VI, taking over the reign prior to the 2007 national championship football season. LSU veterinarian Dr. David Baker began the search for the young tiger after his predecessor, Mike V, died in May 2007 of renal failure at the age of 17. The Bengal/Siberian mix, formerly known as "Roscoe," was donated to LSU by Great Cats of Indiana, a nonprofit sanctuary and rescue facility for big cats and other large carnivores.

Mike's ride through Tiger Stadium before home games in a trailer topped by the LSU cheerleaders is a school tradition. Before entering the stadium, his trailer on wheels is parked next to the opponent's locker room in the southeast end of the stadium. Opposing players must make their way past Mike's trailer to reach their locker room.

Tradition dictates that the Tigers will score a touchdown for every growl issued by Mike before a football game. For many years, Mike was prompted to roar by pounding on the cage. Objections of cruel punishment brought about the use of recorded growls to play to the crowd before the games. That



Trainer and namesake Mike Chambers with Mike I housed in City Park Zoo.

practice was discontinued shortly afterward and today Mike participates in the pregame tradition without provocation.

In the mid-1980s, pranksters cut the locks on Mike IV's cage and freed him in the early-morning hours just days before the annual LSU-Tulane clash. Mike roamed free, playfully knocking down several small pine trees in the area, before being trapped in the Bernie Moore Track Stadium where police used tranquilizer guns to capture and return the Bengal Tiger to his home.

The incident was reminiscent of a kidnapping of Mike I many years ago by Tulane students before a Tiger-Green Wave battle.



Mike VI

Mike VI arrived in Baton Rouge on Aug. 25, 2007, thanks to the donation by Great Cats of Indiana. He was officially designated as the successor to Mike V on Sept. 8, when LSU played host to Virginia Tech. Six days later, on Sept. 14, 2007, a ceremony was held to honor Mike V and dedicate the habitat to Mike VI. The Bengal/Siberian mix, formerly known as "Roscoe," reigned over a football national title in his first year.

LSU Athletics Championship Legacy



In its storied athletics history, LSU has produced 46 national team championships and 123 Southeastern Conference team championships. The 2012-13 athletic year was another successful one. Paul Mainieri's baseball team tied the school record for wins with 57 while claiming its second straight **SEC Tournament championship** (above) and reaching the College World Series. The gymnastics team under the direction of D-D Breaux advanced to the Super Six for the third time in school history as **Rheagan Courville** (top left) claimed the NCAA vault national title. Les Miles guided LSU football to its third straight 10-win season. Nikki Caldwell's LSU Lady Tiger basketball squad reached the Sweet 16 for the first time since 2008. Meanwhile, track star **Kimberlyn Duncan** (top right) claimed NCAA indoor and outdoor national titles in the 200 meters.

Did You Know?

In a May 2013 study by USA Today, LSU ranked in the top seven nationally of athletic department revenue generated. At a time when subsidies for college athletics are increasing across the country, LSU was one of seven schools to not receive subsidy money. LSU Athletics is a self-sufficient entity.

Did You Know?

In the spring of 2013, LSU claimed SEC Western Division championships in baseball and softball. It represented the first time in school history the Tigers swept both titles in the same athletic year.

46 National Team Championships

Men's Basketball (1)	1935
Boxing (1)	1949
Football (3)	1958, 2003, 2007
Men's Golf (4)	1940, 1942, 1947, 1955
Men's Indoor Track (2)	2001, 2004
Women's Indoor Track (11)	1987, 1989, 1991, 1993, 1994, 1995, 1996, 1997, 2002, 2003, 2004
Men's Outdoor Track (4)	1933, 1989, 1990, 2002
Women's Outdoor Track (14)	1987, 1988, 1989, 1990, 1991, 1992, 1993, 1994, 1995, 1996, 1997, 2000, 2003, 2008
Baseball (6)	1991, 1993, 1996, 1997, 2000, 2009

123 SEC Team Championships

Baseball (15)	1939, 1943, 1946, 1961, 1975, 1986, 1990, 1991, 1992, 1993, 1996, 1997, 2003, 2009, 2012
Men's Basketball (10)	1935, 1953, 1954, 1979, 1981, 1985, 1991, 2000, 2006, 2009
Women's Basketball (3)	2005, 2006, 2008
Football (11)	1935, 1936, 1958, 1961, 1970, 1986, 1988, 2001, 2003, 2007, 2011
Men's Golf (15)	1937, 1938, 1939, 1940, 1942, 1946, 1947, 1948, 1953, 1954, 1960, 1966, 1967, 1986, 1987
Women's Golf (1)	1992
Gymnastics (1)	1981
Men's Swimming & Diving (1)	1988
Men's Tennis (5)	1940, 1976, 1985, 1998, 1999
Men's Indoor Track (4)	1957, 1963, 1989, 1990
Women's Indoor Track (12)	1985, 1987, 1988, 1989, 1991, 1993, 1995, 1996, 1998, 1999, 2008, 2011
Men's Outdoor Track (22)	1933, 1934, 1935, 1936, 1938, 1939, 1940, 1941, 1942, 1943, 1946, 1947, 1948, 1951, 1957, 1958, 1959, 1960, 1963, 1988, 1989, 1990
Women's Outdoor Track (13)	1985, 1987, 1988, 1989, 1990, 1991, 1993, 1996, 2007, 2008, 2010, 2011, 2012
Softball (5)	1999, 2000, 2001, 2002, 2004
Volleyball (5)	1986, 1989, 1990, 1991, 2009

Overall NCAA Championships*

1. UCLA	109
2. Stanford	104
3. USC	95
4. Abilene Christian	57
Kenyon	57
6. Oklahoma State	51
7. LSU	42
Texas	42
Arkansas	42
Penn State	42

Women's NCAA Championships

1. Stanford	43
2. UCLA	37
3. College of New Jersey	31
4. LSU	26
5. Kenyon	25

* - The NCAA does not recognize champions from the Division I Football Bowl Subdivision

Eight Straight Top 20 Director's Cup Finishes

LSU has garnered eight straight top-20 finishes in the Learfield Sports Director's Cup standings.



2005-06	20th
2006-07	17th
2007-08	8th
2008-09	9th
2009-10	19th
2010-11	19th
2011-12	13th
2012-13	19th



Joe Alleva

LSU Vice Chancellor/Director of Athletics

LSU

Joe Alleva continues to bring unprecedented national recognition to LSU as Vice Chancellor and Director of Athletics. Under Alleva's leadership, LSU enjoys one of the country's premier athletics programs with success on and off the field of competition. Now in his sixth year at LSU, Alleva is dedicated to athletic and academic excellence, and is committed to providing the opportunities and the resources necessary for student-athletes to excel in competition, in the classroom and in the community. Alleva joined the LSU family on April 4, 2008 after a highly successful tenure as director of athletics at Duke University for 10 years. Alleva's role at LSU was further expanded in August of 2009 when vice chancellor was added to his title by the LSU Board of Supervisors. It is the first time in school history that the director of athletics has also held a vice chancellor position.

Alleva is currently serving a five-year term on the prestigious NCAA Men's Basketball Committee, reinforcing his position as one of the most respected athletic administrators in the country.

Upon his arrival at LSU, Alleva unveiled a strategic master plan for the LSU athletics program – "LSU: Thru and True" – to ensure the advancement and future of LSU Athletics as an exemplary program. The central mission of the plan is to create an environment for student-athletes to reach their ultimate potential, prepare them to be champions in life and to set out goals and values for the entire athletics program.

Alleva's vision will keep LSU among the nation's leaders in athletic facilities. He launched an aggressive fund-raising campaign to replace several hundred windows in Tiger Stadium that were in disrepair, and a new coating to the facade of the structure has given the old stadium new life. A renovated gating system on the west side of the stadium debuted in the fall of 2012 to include a plaza that celebrates LSU's football national championships and recognition walls that honor Tiger All-Americans. A new plaza opened on the north end of the stadium in the fall of 2013, further enriching the experience of visitors to the LSU campus.

A new lighting system was installed prior to last season that turns the upper archways of the north end of the stadium purple and gold and lights the iconic "LSU" on the stadium's north scoreboard. In addition, "Tiger Stadium" in 10-foot tall illuminated letters sits just below the west upper deck facing Nicholson Drive.

Also in the fall of 2012, LSU began construction on an expansion of the South End Zone of the stadium – a project that will add premium seating, general public seating and two state-of-the-art video boards – continuing an effort to augment one of the most iconic venues in all of college sports. The project will be completed in time for the start of the 2014 football season.

Under Alleva's direction, LSU's world-renowned track and field program received a state-of-the-art running surface in 2010 when a new track was installed in Bernie Moore Stadium and extensive renovations to the Tiger soccer facility were completed in the fall of 2011.

Alleva directed a major renovation to the University Club golf course that was completed in September 2010 and allows the LSU men's and women's golf teams to compete on one of the most challenging courses in the country. The renovated course helped prepare Tiger

golfers John Peterson and Austin Ernst, respectively, to win 2011 NCAA men's and women's individual championships, marking the first time both titles were claimed by players from the same school. The LSU men's team in 2013 played host to an NCAA Regional for the first time in the school's illustrious golf history.

Future plans include a new gymnastics practice facility, a new tennis complex featuring indoor and outdoor courts, and a state-of-the-art Nutrition Center for Student-Athletes, a facility that will house full-time chefs and nutritionists and provide the best dietary selections for all Fighting Tiger competitors.

LSU's prominence was evident in the final 2012-13 Learfield Sports Director's Cup standings that recognize the nation's best athletic programs, as the Tigers finished in the Top 20 for the eighth consecutive year.

The year was highlighted by another 10-win season and bowl appearance for the Fighting Tiger football team, which recorded a double-digit victory total for the sixth time in eight years. The men's basketball program was rejuvenated by first-year coach Johnny Jones, who directed the Tigers to a 19-12 mark while placing LSU back into consideration for a postseason berth. Women's basketball continued its rise under second-year coach Nikki Caldwell, who guided the Lady Tigers to LSU's first Sweet 16 berth in five years.

The 2013 Fighting Tiger baseball team established a school record for victories with 57 and earned the school's 16th College World Series appearance while capturing SEC Western Division and SEC Tournament titles. The softball squad won the SEC West and played host to an NCAA Regional in Tiger Park before record crowds. The LSU gymnastics team reached the prestigious Super Six for the third time in six seasons, and the women's track team, led by Bowerman Award winner and national sprint champion Kimberlyn Duncan, placed fourth in the final NCAA outdoor standings.

But the 2012-13 year was about more than just athletic success. Living up to Alleva's mantra of "competition, classroom, community," LSU student-athletes logged more than 4,475 hours in community service work across 20 sports through LSU's *Geaux Givers* program. And a total of 89 proud Tigers received their degrees from the university during LSU commencement ceremonies in December and May.

The Tigers in 2011-12 finished fourth in both the men's and women's Capital

One Cup competition that identifies athletic excellence. LSU was one of only two schools in the country – and the only one in the SEC – to rank in the top four in both categories.

Eighteen of the Tigers' 20 varsity sports participated in NCAA postseason competition in 2011-12. The year was highlighted by the football team's undefeated regular season, an SEC championship and an appearance in the BCS National Championship Game. The Lady Tiger track and field team captured the SEC championship while the LSU softball squad advanced to the Women's College World Series. The Fighting Tiger baseball team won the 2012 SEC championship, and LSU led the nation in attendance for the 17th straight season. The 2011-12 season marked the first time in school history that LSU won both the SEC title in both football and baseball in the same athletic year.

Outstanding performances of the 2010-11 athletic season included the exploits of the Fighting Tiger football squad that posted an 11-2 mark – including a Cotton Bowl victory – and finished the season ranked No. 8 in the nation. The year also featured Top 5 national finishes both indoors and outdoors by the men's and women's track and field teams.

In 2008-09, all 20 LSU sports competed in NCAA postseason play for the first time in school history and the Tiger baseball team won the national championship. LSU ranked second among Southeastern Conference teams in the Learfield Director's Cup All-Sports standings and finished in the Top 20 for the sixth year in a row.

With a strong commitment to academics, Alleva ensures that the Cox Communications Academic Center for Student-Athletes is a first-class facility that provides student-athletes the resources necessary for success in the classroom and personal development. The facility was recently enhanced by the addition of a media training center that gives student-athletes valuable assistance in improving their communications skills.

And with a strong emphasis on community service and outreach programs, the implementation under Alleva's direction of the "Geaux Givers" program fosters a relationship between the local community and LSU student-athletes, who regularly participate in philanthropic events. In addition, Alleva has bolstered the department's L-Club program to reach out and connect with former student-athletes.

Alleva oversees a staff of outstanding coaches and he has made

critical additions to LSU's coaching staff in recent years. He hired former LSU guard Johnny Jones in April 2012 to breathe new life and enthusiasm into the men's basketball program and last year added Julia Sell as the new women's tennis coach. In 2011, he lured the dynamic Nikki Caldwell to LSU to coach the Lady Tiger basketball team and then hired Beth Torina to direct the Tiger softball program, both of whom immediately returned their respective programs to NCAA postseason success.

Alleva is an innovator with bold ideas that benefit not only LSU but all of Greater Baton Rouge. He has been instrumental in the planning of the Bayou Country Superfest, a three-day country music concert and festival held in Tiger Stadium each spring. The event attracts nearly 100,000 visitors to the LSU campus and makes a tremendous economic impact upon the local community.

Alleva has served on numerous national committees throughout his career including the Football Bowl Certification Committee, the NCAA Division I Championships/Competition Cabinet and several Southeastern Conference and Atlantic Coast Conference committees.

He became director of athletics at Duke in 1998 and his impressive tenure there propelled the university into the ranks of America's top all-around collegiate programs. Among his outstanding list of accomplishments includes the greatest 10-year period in Duke Athletics, winning more ACC and NCAA championships than in any other decade in school history.

Alleva, whose hometown is Suffern, N.Y., majored in Finance at Lehigh University and received his bachelor's degree in 1975. While at Lehigh, Alleva was the quarterback of the football team and team captain in 1974. Alleva also played on the Lehigh baseball team. He served as a graduate assistant football coach and earned an MBA in 1976.

While at Duke, Alleva played a key role in Durham's community sports scene. He started Little League Baseball in Durham over 20 years ago, and also began the American Legion baseball program.

He is a member of the North Carolina American Legion Hall of Fame, Suffern High School Hall of Fame and the Rockland County Hall of Fame.

Alleva and his wife, Annie, have three children, J.D., Jeff, and Jenny. Joe and Annie recently welcomed their first grandchild, Harper, the daughter of Jenny and husband Kyle Young.



Verge Ausberry

Senior Associate AD/Operations and Administration

A former LSU football standout, Verge Ausberry joined the athletics administrative staff in August 2001 as the Associate Athletics Director for Operations. He was appointed to the position of Senior Associate Athletics Director in May 2006.

Ausberry supervises and is responsible for football, operations and football scheduling. He also oversees the LSU men's and women's track and field programs, the equipment staff, the strength and conditioning staff, the Dr. Martin Broussard training room, the video department and football game management.

Ausberry, from New Iberia, La., played inside linebacker for the Tigers, lettering in 1986-89. He was part of two SEC championship teams, playing on teams that went to four bowl games.

Before joining the LSU athletic administration, he was very closely involved in the athletic program, first serving for almost seven years as a member of LSU's highly regarded Academic Center for Athletes.

After leaving the Academic Center, he moved in July 1999 to the Tiger Athletic Foundation staff as part of LSU's fundraising arm.

Ausberry received his Bachelor of Science degree in education in May of 1990, his Master of Education degree in administration, supervision and certification in child welfare in May of 1992 and his specialist in higher education administration in 2004. He is presently a doctoral candidate in higher education administration at LSU. He is married to the former Cheri Morial of New Orleans and they have two boys, Austin(9) and Jaiden(8).



Bo Bahnsen

Senior Associate AD/Compliance and Planning

Returning in 2009 to serve the department in the Compliance Office, Bahnsen is once again proving to be a very versatile member of the athletic department.

Before moving back to Compliance, Bahnsen served the previous five years, in a valuable role as Associate Athletics Director for Internal Relations, overseeing the ticket office and all customer service operations.

Prior to December of 2003, Bahnsen's primary responsibility for the previous 14 years was to serve as LSU's NCAA compliance officer.

Bahnsen served as manager of the LSU basketball team as an undergraduate at LSU. In 1982, he became the administrative assistant for the men's basketball team, where he worked for five years.

In July 1987, he became administrative assistant to Athletics Director Joe Dean, overseeing the purchasing office and departmental travel operations until his promotion in 1989. In 1989, he was assigned his primary responsibility as NCAA compliance officer as assistant athletics director, and then was promoted to associate AD in 1996.

Bahnsen has been responsible for overseeing the successful implementation of LSU's Tradition Fund Program, a football-seating plan that requires contributions for the right to purchase approximately 45,000 seats in Tiger Stadium. In 2009, he helped organize the highly successful LSU celebration of the 100th anniversary of the Men's Basketball Program.

A native of Wharton, Texas, Bahnsen attended Wharton County Junior College for two years before transferring to LSU in 1979. He earned his Bachelor of Science degree in physical education.

Bahnsen, 54, is married to the former Karen Mayson, a former LSU golfer and current head coach of the Lady Tigers golf program. The couple has two children, Darren and Devin.



Mark Ewing

Senior Associate AD/Business

Mark Ewing, a 29-year employee of Louisiana State University, is in his 13th year with the Athletics Department, and serves as the department's Senior Associate Athletics Director for Business and the department's Chief Financial Officer.

His duties as the department's Chief Financial Officer includes oversight of the departments over \$95 million budget, management of the athletic business office, oversight of all travel, human resources, and purchasing. He also supervises the Athletic Ticket Office and LSU SportShop and serves as the liaison for concession operations. He is responsible for the department's financial forecasting and provides the financial information necessary for funding athletic construction and maintenance projects. He also serves as the department's administrator for men's and women's golf.

Ewing came to athletics from LSU's Office of Budget and Planning. He served as LSU's Budget Director overseeing the development and management of the university's over \$360 million operating budget.

Ewing, who is a native of Pointe Coupee Parish, received a bachelor's degree in finance from LSU in 1978 and a master's degree in public administration from LSU in 1995.

Ewing and his wife, Gail, have three daughters: Andrea and her husband Cody Lee, Arleen and her husband John Daniel, and Molly Sue. He also has one granddaughter - Ainsley Grace.



Ronnie Haliburton

Senior Associate AD/Athletic Facility Management

Ronnie Haliburton, who served as director of facility services in the LSU Athletics Department for three years, was promoted to Associate Athletics Director for Athletic Facility Management in March 2007.

Haliburton came to the athletics department in December of 2003 from LSU's facility maintenance department, where he served as manager for five years. He was responsible for the overall management of custodial operations, special events crews, stock room inventory and equipment repair.

Haliburton played as a tight end for the LSU football team from 1986-89, and was a member of two Southeastern Conference championship teams. He later played for the Denver Broncos for three years.

He first joined LSU in an administrative capacity in 1994 as resident assistant of Broussard Hall, then the school's athletic dormitory, before moving to the weight room as a student assistant strength coach.

Haliburton became a resident manager in 1996 before being named coordinator of residence life later that year. In 1998, he became Manager of Facility Maintenance at LSU.



Eddie Nunez

Senior Associate AD/Internal Operations

Eddie Nuñez joined the Athletics Department in October 2003 as the Director of Game and Event Management and was promoted to Associate Athletics Director for Operations and Project Development in June of 2007 and Senior Associate Athletic Director in 2009. Nuñez has 13 years of experience working in intercollegiate athletics.

As a member of the Senior Management Team, Nuñez's responsibilities include assisting in the oversight of day to day operations of the athletic department and serves as the program administrator for men's basketball program, men's and women's tennis programs. He also supervises the Event Management department as well as directs all capital projects for the Athletic Department and Tiger Athletic Foundation. Under his guidance, the athletic department has experienced over \$300 million dollars in renovations and construction of athletic facility projects. Nuñez also serves as the Athletic Department's liaison with the Tiger Athletic Foundation as well as assist in fundraising/development. During his time at LSU, he has been appointed to represent the department of athletics on various University and community committees.

Nuñez came to LSU after two and half years as the Director of Game and Event Management at Vanderbilt University. At Vanderbilt, along with directing the Game and Event Management department, he also assisted in construction of numerous facilities from the renovation of Memorial Gymnasium and addition of a new Basketball Practice Facility to the construction of their Baseball stadium. Prior to that, Nuñez served as men's basketball administrative assistant coach at Marquette University for one year and two years as men's basketball graduate assistant for coach Billy Donovan at the University of Florida. Nuñez also played two seasons on the University of Florida basketball team in 1997 and 1998. He transferred to Florida after playing two years and obtaining a degree from Miami-Dade Community College.

The native of Miami, Fla., received his Associate degree in arts and architecture from Miami-Dade Community College in 1995, his Bachelor's in Sports Management and Masters in Sports Administration from the University of Florida in 1998 and 2000, respectively. He is married to the former Jane Hess and the couple has two daughters, Elizabeth Kendall Nuñez (5) and Anna Caldwell Nuñez (2).



Miriam Segar

Senior Associate AD/Senior Woman Administrator

Former LSU women's basketball player Miriam Segar has been a part of the athletics administration since June of 1995 and was most recently named Senior Associate AD and the department's Senior Woman Administrator after having served as Associate Athletics Director for Student Services since April 2007. She had served as Assistant Athletics Director since 2004.

As LSU's Senior Woman Administrator, Segar's responsibilities include oversight of the highly successful Tiger Olympic Sports program including 17 men's and women's sports. Segar began her administrative career at LSU as the compliance coordinator



where she served for three years. Following that, in 1998, Segar was named the director of the CHAMPS/Life Skills Program where she worked until 2001 when she became the Director of Student Services.

While working with CHAMPS/Life Skills, Segar guided the program to the Division I Athletic Directors Program of Excellence Award in 2001.

Prior to returning to her alma mater, Segar spent one year at the SEC office as the championships assistant and the officiating assistant, assisting in the management of all SEC championships and tournaments and the coordination of women's basketball officials.

Segar, the 2006 Athletic Department Female Alumna of the Year, was a three-year captain for the Lady Tigers basketball team and received four letters from 1990 to 1994. She earned the 1994 NCAA Post-graduate Scholarship and was a member of the 1994 NCAA All-Academic team.

Segar and her husband Jamie have four children – Grant, Reid, Maggie and Hayes.



Brian Broussard Associate AD/Ticket Sales and Operations

A 17-year veteran of the Athletics Department, including 13 years as ticket manager, Brian Broussard was promoted to Assistant Athletics Director for Ticket Operations in July 2007 and Associate AD in 2012.

Broussard is responsible for revenue in excess of \$50 million, which includes the management of ticket and parking sales and renewals for all sports, as well as Tradition Fund

donations for football, men's basketball and baseball.

Broussard began at LSU in August 1996 as an assistant ticket manager responsible for men's basketball sales and the day-to-day operations of ticket office. In March 2000, he was promoted to ticket manager, becoming responsible for the ticketing in all sports.

Prior to joining the LSU staff, Broussard was the ticket manager at Northwestern State in 1996. He worked as a promotions assistant at the University of Miami in 1995 and was the gameday club manager for the New Orleans Saints in 1994.

The Gretna native earned his bachelor's degree in political science from LSU in 1993. He is married to the former Aimee Hodges of Alexandria.



Emmett David Associate AD/Facility and Project Development

Emmett David joined the LSU Athletics Department in 2012 after serving as Director of the Office of Planning Design and Construction at LSU since June of 1996.

He will assist in facility and project development for the athletics department including the new South Stadium addition and future projects for such sports as tennis and gymnastics.

Among his responsibilities for the University was to serve as facility officer for Doctoral I Research Institution consisting of 11.2 million gross square feet with 250 primary buildings. He also was responsible for the 5-year Capital Outlay project planning of some \$484 million, deferred maintenance reporting and funding; and, ADA and Life Safety Code deficiency projects, budgets and tracking of expenditures of some \$200 million. He was responsible for nearly \$800,000 in physical development on campus with projects such as Choppin Annex, Residential College, Business Education Complex, Raphael Semmes Parking Garage and numerous major maintenance, repair and restoration projects.

He also coordinated and implemented master plans for such departments as Parking and Traffic, Athletics, Veterinary Medicine, Student Health Center, Union, South Campus and Residential Life.

David developed long range planning of future projects and the impact of associated displacement and monitored and managed space inventory. He served as joint director of facilities for emergency advisory conditions to the University Emergency Operations Center and also served as a Staff Senator.

Prior to his employment by LSU, he served as Project Review Architect for the Louisiana State Fire Marshall (1993-96) and also maintained a private practice

during the time. He also served as project manager and project architect for several Louisiana architectural firms prior to 1993.

David graduated from LSU with a Bachelor of Architecture in 1982 and his Master of Public Administration in 2006. He is a registered licensed architect by the state of Louisiana.



Neal Lamonica Assistant AD/Fiscal Operations

Neal Lamonica, a member of the LSU Athletic Department staff since January 2000, was promoted to Assistant Athletic Director for Fiscal Operations in November 2012.

His primary duties include monitoring the Athletic Department's over \$100 million budget, and assisting coaches and administrators in formulating budgets for future years. He also serves as the liaison to the athletic

department's retail sales operations and Tiger Booster Clubs.

Lamonica began his professional career at LSU in 2000 in the athletic department compliance office before moving to the business office in June 2003. He served as Coordinator of Athletic Business until December 2005, when he was named Business Manager.

Lamonica was promoted to Director of Fiscal Operations in November 2009.

Lamonica received a bachelor's degree in mass communications from LSU in 1998, and he earned an LSU master's degree in business administration in 2003.

Lamonica and his wife, Blythe, are the parents of three sons – Davis, Sam Henry and Luke.



Mathew Shanklin Assistant AD/Marketing

Mathew Shanklin begins his third year at LSU serving as the Assistant Athletic Director of Marketing and as the General Business Manager for LSU Sports Properties, the multi-media rights holder for Tiger Athletics. Previously, Shanklin served 20 years as the Associate Athletic Director of Marketing and Licensing at the University of Arkansas.

Shanklin supervises all operations and client services for LSU Sports Properties, while also managing the LSU

Marketing efforts. Since joining LSU, he has implemented several new initiatives including the Bengal Brigade Street team and the new Band pre-game presentation for men's basketball.

While at Arkansas, Shanklin was in charge of all department marketing/promotions, corporate sponsorships, advertising sales and coordinated all sales and programming for the football, basketball and baseball video boards. He was instrumental in developing the HogPen, a tailgating area for fans inside Baum Stadium, the Hog Spa hot tub area at Baum Stadium and the RBI Girls. Shanklin was instrumental in establishing the school's first baseball radio network in 1992, one of the nation's largest with more than 25 affiliates statewide as well as creating the first Hispanic radio network for the University of Arkansas. In 1998, Shanklin became the university's licensing coordinator and under his direction, licensing revenues increased every quarter.

Shanklin was assistant marketing director at East Carolina University for a year before going to Arkansas. He had served as an intern at Arkansas for five months before joining the ECU staff.

A 1984 graduate of South Mecklenburg (N.C.) High School in Charlotte, N.C., where he lettered in baseball and soccer, Shanklin earned his degree in communications from North Carolina-Wilmington in 1988.

A graduate of Ohio University's highly respected sports administration program, Shanklin earned a master's degree in that program in the fall of 1989.

An avid golfer, Shanklin married the former Missy Emmerson of Jacksonville, Texas, in 2003. She has a daughter, Jordan (18) who attends LSU, and they are also the parents of Barbara Blake (8) and Isabella Grace (6).

**Michael Bonnette****Bill Franques****Kent Lowe****Matt Dunaway****Will Stafford****Jake Terry****Steve Franz****Krystal Bennett****Hannah Brinks****Pam LeBlanc**

Michael Bonnette

Associate AD/Sports Information

Michael Bonnette enters his 14th year as LSU's Sports Information Director and seventh as an Associate Athletic Director after being promoted to his current position in April of 2007. Bonnette was originally elevated to Sports Information Director in August of 2000 and then promoted to Assistant Athletic Director in July of 2004.

As Sports Information Director, Bonnette serves as the chief contact for LSU's nationally-ranked football team as well as overseeing all publicity activities for the 20 sports sponsored by the Athletic Department.

The 43-year-old Bonnette, who served as an Associate Sports Information Director for seven years, is in his 20th year with the LSU Athletic Department.

His 2012 LSU Football media guide was named "Best in the Nation" by CoSIDA, one of several awards he has received from the organization and in the Louisiana Sports Writers Association annual writing contests.

The Lake Charles, La., native has been around the sports media relations profession his entire life as he is the son of longtime and recently retired McNeese State Sports Information Director Louis Bonnette, a member of the CoSIDA Hall of Fame. The field at Cowboy Stadium in Lake Charles bears the name Louis Bonnette Field. His brother, Matthew, continued the family tradition at McNeese by being named Sports Information Director in July 2012, following his Dad in the position.

Bonnette, who is a 1993 graduate of LSU, is past president of SIDs for the Southeastern Conference and is currently the vice-president for SIDs for the LSWA. He is married to the former Robin Aund of Opelousas, La., and the couple has three sons, Peyton (15), Grant (14) and Max (8).

Bill Franques

Senior Associate SID

Bill Franques works as the LSU baseball program's media relations director, and he serves as managing editor of LSU's football, men's basketball and baseball Game Programs.

His 2012 LSU football Game Program was voted best in the nation by College Sports Information Directors of America.

The LSU Baseball media guide, written and edited by Franques, has three times been named best in the nation by CoSIDA. His baseball brochures have finished among the top six in the country in 15 of the past 20 seasons, including his 2012 guide which was voted No. 1 by CoSIDA.

Franques is the Alex Box Stadium public address announcer, and the color analyst on LSU Sports Radio Network broadcasts of baseball road games. In addition, he is the producer and co-host of LSU Tiger Tracks, a weekly television program featuring LSU sports personalities.

Franques also worked from 1997-2000 as the LSU baseball administrative assistant. His duties included coordinating team and recruiting travel, organizing fund-raising events and booster club meetings, and overseeing office operations.

Franques received a Bachelor of Arts degree from LSU in 1985. The Lafayette, La., native is married to the former Wette Lemoine of Bunkie, La., and they have three children - William Paul Jr. (13), Benjamin Lewis (11) and Madeline Lemoine (9).

Kent Lowe

Senior Associate SID

A member of the LSU Sports Information staff since August 1988 and beginning his 26th athletic year at LSU, Kent Lowe was appointed senior associate SID in August 2000. He serves as the primary media contact for the LSU men's basketball team and women's golf team.

His voice is also well known as the color analyst on softball broadcasts on the LSU Sports Radio Network and for the past 20 years has written an award-winning bowling column for The (Baton Rouge) Advocate.

Lowe, 55, came to LSU from Louisiana Downs where he served as publicity director for the Bossier City, La., racetrack.

Lowe is a member of CoSIDA, which voted his 2010 men's basketball media guide "Best in the Nation" and his 2012 men's basketball guide third in the nation. He is a member of CoSIDA's prestigious Academic All-American committee as well. Lowe is also a past president and current treasurer of the Louisiana Sports Writers Association.

The Shreveport native is heavily involved with the Louisiana Sports Hall of Fame and for the past 11 years has produced the regionally-televised induction ceremonies.

Lowe is a 1979 graduate from LSU-Shreveport. He earned his masters' degree at LSU in 1982.

Matt Dunaway

Associate SID

Matt Dunaway moves into his fifth season as an associate sports information director where he serves as the primary media relations contact for LSU's softball and volleyball programs. He also assists Senior Associate SID Kent Lowe with publicity of the men's basketball program, serves as the department's liaison to the Cox Communications Academic Center for Student-Athletes and promotes LSU's community service outreach.

Dunaway, 31, has had the opportunity to publicize five All-Americans during his tenure at LSU which include Brittnie Cooper (volleyball) along with A.J. Andrews, Rachele Fico, Brittany Mack and Kirsten Shortridge (softball). He also fills in as the color analyst for softball broadcasts on the LSU Sports Radio Network and does play-by-play for volleyball in the Geaux Zone on LSUsports.net. His 2012 LSU Softball media guide was voted No. 1 in the nation by CoSIDA.

Dunaway came to LSU from Rice where he promoted the Owls' women's basketball and tennis teams in addition to sharing secondary football duties. Prior to Rice, Dunaway spent two years across town as a sports information assistant at the University of Houston as primary contact for the Cougars' softball, volleyball and tennis programs.

Dunaway graduated from UCF in May 2005 with a BA in broadcast journalism from the Nicholson School of Communication. He was a student assistant in the sports information office and held sports director duties for the student chapter of the UCF ISP Sports Network responsible for broadcasting Golden Knight volleyball, women's basketball, softball and baseball.

Dunaway is a member of CoSIDA and the Louisiana Sports Writers Association.

Will Stafford

Associate SID

Will Stafford enters his sixth year as a member of the LSU Sports Information staff as he serves as associate SID in charge of the national champion men's and women's track and field programs, as well as the men's golf and women's soccer programs.

Stafford is a native of Franklinton, La., and a 2006 graduate of LSU's Manship School of Mass Communication with a Bachelor of Arts degree in journalism.

Prior to receiving a full-time position at LSU, Stafford served as a graduate assistant with the sports information staff for two years while completing a master's degree in sport management in the summer of 2008. In addition, he served as a student assistant at LSU for four years from 2003-06.

Stafford's media guides have been judged in the top five in the country on nine occasions by the College Sports Information Directors of America. This includes the fifth-ranked men's track and field guide in 2007; the third-ranked men's golf, fourth-ranked women's soccer and fourth-ranked women's track and field guides in 2008; the second-ranked men's golf and third-ranked women's track and field guides in 2009; the second-ranked track and field guide in 2011; and the second-ranked men's golf and third-ranked track and field guide in 2012.

In addition, four of Stafford's media guides have received the "Best Cover" honor as the nation's top design, including track and field in 2007, 2009 and 2011, and men's golf in 2009.

He and his wife of three years, the former Claire Adams of Baton Rouge, were married on July 24, 2010, in Lake Junaluska, N.C.

Jake Terry

Associate SID/Social Media

Jake Terry begins his fourth year as Associate SID where he serves as coordinator of social and new media, handles all publicity for the LSU gymnastics team and assists with the football team.

Terry earned his master's degree in sport management at LSU in 2010 after receiving a Bachelor of Arts degree in broadcast journalism from LSU's Manship School of Mass Communication in 2008.

Prior to receiving a full-time position, Terry served as a graduate assistant for two years at LSU where he handled responsibilities for gymnastics. During his time as a student, he worked as an SID for women's tennis and also served briefly as interim SID for softball, volleyball and women's basketball.

Terry, 27, is a Baton Rouge native and is married to the former Allison Stuckey.

Steve Franz

Photography Coordinator

Steve Franz, LSU's staff photographer, joined the LSU athletics department in July of 1998 after being around the Tiger sports scene for years.

Prior to joining LSU athletics, the New Orleans native served as photographer for the independent Tiger Rag magazine for five years. Franz was also a photographer for United Press International covering some of the area's major political events, Presidential visits, the New Orleans Saints and the NCAA men's and women's Final Fours in New Orleans.

Franz, 43, has had his pictures published in several national magazines, including Sports Illustrated and The Sporting News. He is a 1993 graduate of LSU.

Krystal Bennett

Publications Director

Krystal Bennett is in her first year as the director of the LSU Athletics Publications office. Her responsibilities include overseeing the design and production of all publications for the athletics department.

Bennett, 29, worked in the LSU Athletics department as a graphic design coordinator for seven years and a student assistant for two years. She has produced 23 media guides that have finished among the top five in the nation in the annual CoSIDA publications contest. Her 2006 men's tennis guide, 2009 & 2011 baseball guides and 2009 & 2011 track and field guides were each awarded "Best Cover" honors. More recently, her 2012 and 2013 baseball guides were awarded back-to-back "Best in the Nation."

She earned her bachelor's degree in graphic design in May 2006 from LSU. She is a Houghton, La., native and a graduate of Houghton High School.

Hannah Brinks

Graphic Design Coordinator

Hannah Brinks is in her second year as a graphic design coordinator for the LSU Athletics Publications Office. Her responsibilities include the design and production of print and digital communications for the athletic department.

Prior to coming to LSU, Brinks, 25, was a graphic designer with Crimson Tide Productions at the University of Alabama, where she designed in both print and digital formats for Gymnastics, Women's Golf, Softball, and Women's Basketball.

She earned her BFA cum laude in Digital Media/Graphic Design from The University of Alabama, and was a record setting member of the Crimson Tide Swimming and Diving team, competing at SEC Championships, NCAA's, US Open, US Nationals, World Championship Trials and Olympic Trials.

Stephanie Lyles

Graphic Design Coordinator

Stephanie Lyles is in her first year as a graphic design coordinator for the LSU Athletics Publications Office. Her responsibilities include the design and production of print and digital communications for the athletic department.

Prior to coming to LSU, Lyles, 26, was a graphic designer with Pinnacle Entertainment, where she worked in the Regional Marketing department, designing print material for multiple casino properties throughout the South.

She earned her bachelor's degree in graphic design in May 2010 from LSU. She is a Baton Rouge, La., native and a graduate of University High School.

Pam LeBlanc

Administrative Assistant

Students

Sports Information - Jordan Bergeron, Brandon Berrio, Taylor Brown, Caroline Downer, Morgan Goff, Cari Gold, Bria Turner, Sara Ducote, Nik Kragthorpe

Photography - Chris Parent
Publications - Thomas Wimberly, Mallory Bourgeois



The 2014 LSU Baseball Official Yearbook is a source of information for the news media. Additional information is available upon request from the LSU Sports Information Office. News releases, photographs and video footage will be made available to accredited members of the news media.

The LSU Sports Information Office is located on the fifth floor of the LSU Athletic Administration Building.

Mailing Address

LSU Sports Information
Athletic Administration Building
Baton Rouge, LA 70803

Overnight Mail Address

Room 501, LSU Athletics Admin. Bldg.
N. Stadium Dr. at Nicholson Dr.
Baton Rouge, LA 70803

Phone Directory

Press Box: 225-578-4149
Sports Information: 225-578-8226
Sports Information Fax: 225-578-1861
Baseball Office: 225-578-4148
Baseball Office Fax: 225-578-4066
Baseball Contact - Bill Franques
E-mail Address - wfranqu@lsu.edu

Credentials

All media attending LSU baseball home games must present a media pass for admission to Alex Box Stadium. Media are asked to enter the stadium on the third-base side between the Ticket Office and the Hall of Fame Room. Credentials for home games are issued for working media only and should be requested as early as possible.

- Requests for credentials should be made in advance by e-mail and directed to Senior Associate SID Bill Franques at wfranqu@lsu.edu.
- Requests are honored from sports editors of daily and weekly newspapers, editors of sports periodicals, web site administrators, and sports directors of radio and television stations who broadcast regularly-scheduled sports reports and talk shows.
- Credentials not mailed may be picked up beginning 90 minutes prior to game time at the Will Call window on the third base side of Alex Box Stadium.

Press Box Services

A complete NCAA box score and pertinent game facts will be distributed to members of the working media. Press packets are provided 60 minutes prior to the first pitch, or earlier upon request. Press packets include a scorecard and team rosters, updated statistics for each team, conference statistics and game notes.

Wireless Internet

Please contact Senior Associate SID Bill Franques in order to obtain login information for LSU's wireless internet services.

Parking

Because of limited space, requests for parking passes should be made with credential requests. It should not be assumed that parking passes will be provided with all media credentials.

Radio/Television

Radio and television space for broadcasting baseball games is located in the press box. LSU provides courtesy lines for radio stations wishing to broadcast a game from Alex Box Stadium.



Head Coach Paul Mainieri

Coach Mainieri is usually available for interviews on weekdays prior to practice sessions. Please coordinate all requests for interviews with Coach Mainieri through the Sports Information Office. Appointments and interviews may be arranged through Bill Franques at wfranqu@lsu.edu or (225) 578-2527. Coach Mainieri will meet with reporters approximately 15 minutes after home games in the Champion's Club of Alex Box Stadium.

Practice/Interviews

Media members are invited to attend LSU baseball practice sessions. Players and coaches are usually available for interviews before each practice in Alex Box Stadium. Contact Bill Franques at wfranqu@lsu.edu or 225.578.2527 for practice times. Postgame player interviews are conducted in front of the LSU dugout at the conclusion of a brief team meeting on the field. The LSU locker room is closed to the media.

LSUsports.net



LSUsports.net/fancage



CST announcers Lyn Rollins (left) and former LSU all-American Ben McDonald

Inside LSU Baseball with Paul Mainieri

Inside LSU Baseball is a weekly program featuring LSU head coach Paul Mainieri. The first installment of the 2014 season will air March 18 and the show runs through May 20. The show features game highlights, player profiles and in-depth stories on the Fighting Tiger program.

Inside LSU Baseball with Paul Mainieri is syndicated weekly during the season throughout all major markets in the state of Louisiana by LSU Sports Properties. In addition, the show can be viewed in its entirety in the Geaux Zone of LSU's official athletics department web site, LSUsports.net.



2014 Inside LSU Baseball TV Affiliates

BATON ROUGE
WBTR-TV (Channel 19)
COX CABLE (Channel 4)

LAKE CHARLES
KLOC-TV (Channel 60)

NEW ORLEANS
WUPL-TV (Channel 12)

LAFAYETTE
KLAF-TV (Channel 17)
KADN-TV (Channel 15)

MONROE
KARD-TV (Channel 14)

REGIONAL NETWORKS
COX SPORTS TELEVISION
COMCAST SPORTS NET HOUSTON

MORGAN CITY
KWBJ-TV (Channel 39)

Network Telecasts

Check www.LSUsports.net for a listing of games to be televised this season.



Kevin Wagner
Director of Television

Kevin Wagner, LSU's Director of Television, is the executive producer/director for LSU's four major coaches' television shows featuring football coach Les Miles, men's basketball coach Johnny Jones, women's basketball coach Nikki Caldwell and baseball coach Paul Mainieri. He oversees all television projects associated with the LSU Athletics Department, including the coordination of LSU's video scoreboards in Tiger Stadium, the Pete Maravich Assembly Center and Alex Box Stadium.

Wagner, 57, was promoted to Assistant AD/Television in August, 2003 after joining LSU as assistant coordinator in August of 1989. He served as Coordinator of Electronic Media/Television for eight years prior to his most recent promotion. A 1980 graduate of LSU in broadcast journalism, Wagner was a four-year Tiger letterman in diving (1975-79), earning All-Southeastern Conference honors in 1979 on the three-meter springboard.

A native of Houston with 35 years of experience as a television producer, Wagner and his wife Karen have two daughters, Allyson and Jennifer, and six grandchildren - Kaleigh, Conner, Randy, Tanner, Carson and Kyndal.



John Schiebe
Manager of Television

John Schiebe enters his 20th year as chief assistant in the television department. He came to LSU in August of 1994 from the University of Mississippi where he served as post-production supervisor in the Teleproductions Center. He worked at Ole Miss for one-and-a-half years.

Schiebe served as a production assistant in Educational Television Services at Oklahoma State from 1984 through 1987 before becoming a producer/director in Agricultural Communications at OSU from 1987 until 1993 when he joined Ole Miss.

A 1986 graduate of Oklahoma State, he was born in Minneapolis, Minn. and attended high school in Oxford, Miss. Schiebe, 52, is married to the former Mollie Clements of Memphis, Tenn., and they have two sons, Tom and Pat, both members of the 2004 1A state champion football team at the Dunham School in Baton Rouge.



David Landry
Television Producer

David Landry returned in 2006 to LSU as a producer within the television department after 12 years in TV production in the Baton Rouge area.

Before his freelance career, Landry, a native of Baton Rouge, served as a full-time television producer at LSU for four years (1990-1994) and was involved with production of LSU programming since 1988 when he was a student at the University.

Landry, 46, worked as a student assistant in the Electronic Media Department from 1988-90 before joining the department on a full-time basis.

He most recently owned LTO Productions in Baton Rouge for nine years, contracting with broadcast and cable networks, including extensive news coverage of the aftermath of Hurricane Katrina for Fox News Channel.

Landry graduated from LSU in 1990 with a bachelor's degree in broadcast journalism. He married the former Kim Segura of Baton Rouge in 1991, and they have two sons, Patrick and John.



The Paul Mainieri Show

PRESENTED BY CAPITAL ONE BANK

Selected LSU Sports Radio Network stations will air "The Paul Mainieri Show, presented by Capital One Bank" each Monday from 7-8 p.m., beginning on March 24 and continuing through May 12. The show airs live from T.J. Ribs Restaurant on Acadian Thruway in Baton Rouge.

The show is designed to give Tiger fans a chance to visit both live and by phone with LSU coach Paul Mainieri. Fans have the opportunity to watch the show live at T.J. Ribs and ask Coach Mainieri questions in person. There is also a call-in segment that features questions from listeners on the LSU Sports Radio Network and in the Geaux Zone of LSUsports.net.



"Voice of the Tigers" Jim Hawthorne (right) and LSU coach Paul Mainieri talk to fans live at TJ Ribs Restaurant in Baton Rouge.

Game Broadcasts

The LSU Sports Radio Network is scheduled to broadcast all regular-season contests in 2014 along with the Tigers' games in the SEC and NCAA Tournaments. LSU Baseball will be distributed by satellite to 18 radio stations from the broadcast studios on the fifth floor of the athletic administration building.

WDGL-FM (98.1) in Baton Rouge serves as the flagship station for the LSU Sports Network. All programming can also be heard in the Geaux Zone at www.LSUsports.net, and selected games will be available on Sirius/XM Channels 199, 200 and 201.

Jim Hawthorne, the "Voice of the Tigers" for all LSU sports, begins his 31st season of calling baseball play-by-play action. He will be joined on the broadcasts by Charles Hanagriff, former LSU All-American Patrick Coogan and LSU baseball publicist Bill Franques.

A veteran sports announcer and radio personality throughout Louisiana, Hawthorne brings years of baseball broadcast experience to his post, including stints with the Shreveport Captains of the AA Texas League, Northwestern State University and Centenary College.

In his 34-year LSU broadcasting career, Hawthorne has called the action from three basketball Final Fours, 22 football bowl games, three football national championship games and six baseball national championship games. Hawthorne, a native of Anacoco, La., is married to the former Juanita Carol Thomason. He has one son, Joseph William; two daughters, Jaime Lynn and Amanda Ruth; and four grandchildren.



The LSU Sports Radio Network crew (l to r): Bill Franques, Jim Hawthorne, Charles Hanagriff

The Network

The LSU Sports Radio Network is one of the most diverse and progressive college radio networks in the country, utilizing an in-house radio studio to originate over 140 live events in football, men's and women's basketball, baseball and softball. WDGL-FM (The Eagle 98.1) in Baton Rouge is the flagship station for LSU baseball broadcasts. In addition to live events, network programming also includes a weekly coach's show for football, men's and women's basketball and baseball.

2014 LSU Baseball Network Affiliates (Projected)

CALL LETTERS	FREQUENCY	CITY
WDGL-FM	98.1	Baton Rouge (Flagship Station)
WWL-AM	870	New Orleans
WWL-FM	105.3	New Orleans
KWKH-AM	1130	Shreveport
KSYL-AM	970	Alexandria
KLWB-FM	103.7	Lafayette/Opelousas
KXZZ-AM	1580	Lake Charles
KRJO-AM	1680	Monroe
WBOX-FM	92.9	Bogalusa
KFNV-FM	107.1	Ferriday
KJIN-AM	1490	Houma
KJNA-FM	102.7	Jena
KJAE-FM	93.5	Leesville
KWLW-FM	107.1	Natchitoches
KRUS-AM	1490	Ruston
KVPI-AM	1050	Ville Platte
WYAB-FM	103.9	Jackson, Miss.
WFCG-FM	107.3	Tylertown, Miss.

Network Affiliates are subject to change.

Visit www.LSUsports.net/radioaffiliates



Paul Mainieri joins Bill Franques for a postgame show after each home game in the Champion's Club of Alex Box Stadium.

President

(President of LSU System, 1965-present)
 James M. Smith, 1930-1939
 Paul M. Hebert, 1939-1941
 Campbell B. Hodges, 1941-1944
 William B. Hatcher, 1944-1947
 Fred C. Frey, 1947
 Harold W. Stoke, 1947-1951
 Troy H. Middleton, 1951-1962
 John A. Hunter, 1962-1972
 Martin D. Woodin, 1972-1985
 Allen A. Copping, 1985-99
 William L. Jenkins, 1999-2007; 2012-13
 John V. Lombardi, 2007-12
 F. King Alexander, 2013-

Chancellor

Cecil G. Taylor, 1965-1974
 Paul W. Murrill, 1974-1981
 James H. Wharton, 1981-1988
 E. Grady Bogue, 1988 (Dec.)-1989 (July)
 William E. Davis, 1989-96
 William L. Jenkins, 1996-99; 2008; 2012-13
 Mark A. Emmert, 1999-2004
 Sean O'Keefe, 2005-08
 Michael V. Martin, 2008-12
 F. King Alexander, 2013-

Athletics Director

T.P. Heard, 1933-55
 Jim Corbett, 1955-67
 Harry Rabenhorst, 1967-68
 Carl Maddox, 1968-78
 Paul Dietzel, 1978-82
 Bob Brodhead, 1982-86
 Joe Dean, 1987-2000
 Skip Bertman, 2001-08
 Joe Alleva, 2008-

Faculty Athletic Chairman

James F. Broussard, 1932-42
 B.F. Mitchell, 1942-43
 J.G. Lee, 1945-46
 A.R. Choppin, 1956-57
 John C. Floyd, 1957-58
 George H. Lowrey, 1958-59
 Benjamin C. Craft, 1959-60
 Lemos L. Fulmer, 1961-62
 W.R. Edwards, 1962-64
 Luther Wade, 1964-65
 Dale R. Carver, 1965-66
 George W. Fair, 1966-68
 A. Bigler Crow, 1968-69
 Maurice Vick, 1969-70
 Frank Rickey, 1970-71
 Melvin Dakin, 1971-72
 Robert May, 1972-74
 J.B. Frye, 1974-75
 L.R. Daniel, 1975-78
 Joseph Liuzzo, 1978-83
 Billy Seay, 1983-91
 Sam Hilliard, 1991-1993
 Pat Culbertson, 1994-2002
 Ken Carpenter, 2002-07
 Dydia DeLyster, 2007-11
 Bill Demastes, 2011-

Sports Information Director

Jack Fiser, 1948-49
 Jim Corbett, 1945-48; 1950-1954
 Bob Lynch, 1949-50
 Ace Higgins, 1954-66

Bud Johnson, 1966-71
 Paul Manasseh, 1971-83
 Joe Yates, 1983-85
 Jamie Kimbrough, 1985-88
 Herb Vincent, 1988-2000
 Michael Bonnette, 2000-

Football Coach

L.M. "Biff" Jones, 1933-34
 Bernie Moore, 1935-47
 Gaynell Tinsley, 1948-54
 Paul Dietzel, 1955-61
 Charlie McClendon, 1962-79
 Jerry Stovall, 1980-83
 Bill Arnsparger, 1984-86
 Mike Archer, 1987-90
 Curley Hallman, 1991-94
 Gerry DiNardo, 1995-99
 Nick Saban, 2000-2004
 Les Miles, 2005-

Men's Basketball Coach

Harry Rabenhorst, 1933-42
 Dale Morey, 1943-44
 Jess Fatterree, 1945
 A.L. "Red" Swanson, 1945
 Harry Rabenhorst, 1946-57
 Jay McCreary, 1958-65
 Frank Truitt, 1965-66
 Press Maravich, 1966-72
 Dale D. Brown, 1972-97
 John Brady, 1997-2008
 Trent Johnson, 2008-12
 Johnny Jones, 2012-

Baseball Coach

Harry Rabenhorst, 1933-42
 A.L. "Red" Swanson, 1943-45
 Harry Rabenhorst, 1946-57
 Raymond Didier, 1958-64
 Jim Waldrop, 1964-66
 Jim Smith, 1966-78
 Jack Lamabe, 1979-83
 Skip Bertman, 1984-2001
 Smoke Laval, 2002-2006
 Paul Mainieri, 2007-

Women's Basketball Coach

Jinks Coleman, 1975-79
 Barbara Swanner, 1979-82
 Sue Gunter, 1982-2004
 Pokey Chatman, 2004-07
 Van Chancellor, 2007-11
 Nikki Caldwell, 2011-

Gymnastics Coach

Jackie Walker, 1974-77
 D-D Breau, 1977-

Volleyball Coach

Gerry Owens, 1977-80
 Ruth Nelson, 1981-84
 Scott Luster, 1985-1997
 Fran Flory, 1998-

Men's Tennis Coach

Charlie Diel, 1932-46
 W.T. "Dub" Robinson, 1947-74
 Steve Carter, 1975-78
 Steve Strome, 1979-81
 Jerry Simmons, 1982-97
 Jeff Brown, 1998-

Women's Tennis Coach

Pat Newman, 1976-79
 Karen McCarter Elliott, 1980
 Betty Sue Hagerman, 1981-83
 Philip Campbell, 1984-88
 Geoff Macdonald, 1988-91
 Tony Minnis, 1992-2012
 Julia Sell, 2012-

Men's Golf Coach

Major J. Perry Cole, 1933-43
 Mike Donahue, 1944-45
 T.P. "Red" Heard, 1946-47
 Mike Barbato, 1948-60
 Harry Taylor & Fred Knight, 1961-62
 Harry Taylor, 1963-67
 C.D. Smith, 1968
 Tommy Martty, 1969
 Ben Freeman, 1970-71
 Bill Brogdon, 1972-76
 Dave Sigler, 1977-82
 Buddy Alexander, 1983-87
 Britt Harrison, 1987-99
 Greg Jones, 1999-2005
 Chuck Winstead, 2005-

Women's Golf Coach

Mary Rehling-Holmes, 1979-82
 Buddy Alexander, 1983
 Rickie Stukes, 1983-84
 Karen Bahnsen, 1984-

Soccer Coach

Miriam Hickey, 1995-96
 Greg Boggs, 1997-99
 George Fotopoulos, 2000-04
 Brian Lee, 2005-

Softball Coach

Carol Smith, 1979-82
 Cathy Compton, 1995-1998
 Glenn Moore, 1999-2000
 Yvette Girouard, 2001-11
 Beth Torina, 2012-

Swimming & Diving Coach

Ken Van Voorhis, 1968-69
 Layne Jorgenson, 1969-71
 Ivan Harless, 1971-72
 Ted Stickles, 1972-79
 Ivan Harless, 1979-81
 Scott Woodburn, 1981-85
 Sam Freas, 1985-88
 Rick Meador, 1988-2000
 Jeff Cavana, 2000-04
 Adam Schmitt, 2004-10
 David Geyer (Swimming), 2010-
 Doug Shaffer (Diving), 2010-

Track & Field Coach

Bernie Moore, 1933-47
 Al Moreau, 1948-63
 Joe May, 1964-76
 Bill McClure, 1976-81
 Boots Garland, 1981-83
 Billy Maxwell, 1983-86
 Sam Seemes, 1987
 Pat Henry, 1987-2004
 Dennis Shaver, 2004-



the exclusive marketing and multimedia rights partner of **LSU** Athletics

TEAM LSU CORPORATE PARTNERS



TIGER PARTNERS



FOR MORE INFORMATION REGARDING SPONSORSHIP OPPORTUNITIES WITH LSU ATHLETICS, PLEASE CONTACT:

LSU Sports Properties
LSU Athletic Administration Building • Baton Rouge, LA 70803



225.578.8883



BE A PART OF THE TRADITION

Results of contributions to Tiger Athletic Foundation appear in the form of new and upgraded facilities. In the Southeastern Conference, keeping pace in this area is of paramount importance and TAF will be there to make certain that every LSU team has the resources necessary to succeed.

Tiger Athletic Foundation: helping build the future of LSU Athletics.

Visit www.LSUTAF.org to find out how you can get involved or call 225-578-4823.



The Preservation of Tiger Stadium



Football Operations Center



University Club Golf Course & Golf Practice Facility



Tiger Park



Alex Box Stadium



Basketball Practice Facility

GEAUX X ZONE HD

DOWNLOAD THE OFFICIAL LSU SPORTS MOBILE APPS

NEW FOR 2014 WATCH LIVE ON YOUR PHONE AND IPAD

Official live scores, stats, rosters, schedules and news. In-app upgrade to LSU Sports Mobile+ for access to live and on-demand video, and live audio broadcasts.*

* live video and audio available with Geaux Zone subscription; visit LSUsports.net/live for a listing of available streams



PRESENTED BY



www.LSUsports.net/apps

THE BEST WAY TO EXPERIENCE LSU BASEBALL

The Official Website of LSU Athletics powers the Geaux Zone on gamedays. Members have access to live video, live audio, on-demand HD Highlights, condensed games and full-game replays. Join now at www.LSUsports.net/join

LSUsports.net



LSUsports.net/fancage

Connect like never before to your favorite LSU Athletics teams, coaches and departments online and on your smartphone. LSU Athletics' complete Social Media Directory including Facebook pages, twitter accounts and blogs are online at LSUsports.net/fancage.

Teams

LSU Baseball	@LSUBaseball
LSU Men's Basketball	@LSUBasketball
LSU Women's Basketball	@LSUwbkb
LSU Football	@LSUfbll
LSU Men's Golf	@LSUMensGolf
LSU Women's Golf	@LSUWomensGolf
LSU Gymnastics	@LSUGym
LSU Soccer	@LSUSoccer
Sand Volleyball	@LSUsandVB
LSU Softball	@LSU_Softball
LSU Swimming & Diving	@LSUSwimDive
LSU Men's Tennis	@LSUTennis
LSU Women's Tennis	@LSUwten
LSU Track & Field	@LSUTrackField
LSU Volleyball	@LSUVolleyball

University

Official University	@LSU
University News	@LSUnews

Coaches

Karen Bahnsen	@LSUCoachBahnsen
Jeff Brown	@LSUCoachJBrown
Tasha Butts	@TashaButts
Nikki Caldwell	@NikkiCaldwell
Cam Cameron	@LSUcoachCam
John Chavis	@LSUcoachChavis
Jay Clark	@jayclark886
Will Davis	@willd52
Howard Dobson	@HWDobson
Steve Enslinger	@SteveEnslinger
Fran Flory	@LSUCoachFran
Dave Geyer	@LSUCoachGeyer
Brick Haley	@CoachBrickHaley
Adam Henry	@CoachHenry8
Johnny Jones	@LSUCoachJones
Tom Kelsey	@coachkelsey
Lindsay Leftwicht	@LLefty18
Korey McCray	@Coach_KAM
Thomas McGaughey	@CoachTMcGaughey
Les Miles	@LSUCoachMiles
Tony Perotti	@TonyPerotti
Alexis Rather	@Alexis_Rather
Julia Sell	@LSUJuliaSell
Beth Torina	@BethTorina
Frank Wilson	@LSUCoachWilson
Jill Lytle Wilson	@JillLWVB

Departments

LSUsports.net	@LSUsports
Academic Center	@LSUAcademicCtr
Compliance	@LSUCompliance
Cheerleading	@LSUCheer
Equipment Managers	@LSUFBEquipment
Event Management	@LSUEM
Final Score	@LSUfinalscore
Geaux Zone RSS Feed	@LSUGeauxZone
Mike The Tiger	@LSUMikeTiger
Mike's Kids Club	@LSUMKC
LSU Sports Properties	@LSUSP
LSUpix.net	@LSUpix
LSUshop.net	@LSUshop
LSUsports.net RSS Feed	@LSUsportsNews
National L Club	@LSULclub
Publications	@LSUPublications
Roar Corps	@LSURoarCorps
Sports Nutrition	@HealthyTigerLSU
Ticket Office	@LSUtix
Tiger Athletic Foundation	@LSUTAF
Tiger Girls	@LSUTigerGirls
Tiger Stadium	@LSUTigerStadium

Administration

Krystal Bennett	@KrystalBennett
Michael Bonnette	@LSUBonnette
Brian Broussard	@broussardbrian
Quinlan Duhon	@LSUQuinlanDuhon
Zach Kendrick	@zkendrick
Kent Lowe	@LSUKent
Jamie Meeks	@JamieMascari
Tommy Moffitt	@TommyMoffitt
Daniel Nunes	@dnuneslsu
Jayson Santos	@M_Compliant_M
Will Stafford	@WillStaffordLSU
Jake Terry	@LSUJake
Emily Villere	@EAVillere

MAJOR LEAGUE TIGERS



LSU has produced 49 Major League Baseball players since 1987, including 28 pitchers and 21 position players. LSU has had at least one former player make his MLB debut in 21 of the past 23 seasons.

AARON HILL • LSU, 2001-03
2009 AMERICAN LEAGUE ALL-STAR
2009 AMERICAN LEAGUE COMEBACK PLAYER OF THE YEAR




BRIAN WILSON • LSU, 2001-03
2008 AND 2010 NATIONAL LEAGUE ALL-STAR
2010 & 2012 WORLD SERIES CHAMPION



LOUIS COLEMAN • LSU, 2006-09



BRAD HAWPE • LSU, 1999-2000
2009 NATIONAL LEAGUE ALL-STAR



KEVIN GAUSMAN • LSU, 2011-12



DJ LEMAHIEU • LSU, 2008-09



CHARLIE FURBUSH • LSU, 2007



WILL HARRIS • LSU, 2003-06

Eight former LSU players appeared on 2013 Major League Baseball rosters:

- Louis Coleman** • RHP
Kansas City Royals
- Charlie Furbush** • LHP
Seattle Mariners
- Kevin Gausman** • RHP
Baltimore Orioles
- Will Harris** • RHP
Arizona Diamondbacks
- Brad Hawpe** • INF
Los Angeles Angels
- Aaron Hill** • INF
Arizona Diamondbacks
- DJ LeMahieu** • INF
Colorado Rockies
- Brian Wilson** • RHP
Los Angeles Dodgers



JOE BROUSSARD RHP



THINK INSIDE THE BOX



KURT McCUNE RHP



CHRIS CHINEA C

FEBRUARY

2/14	NEW ORLEANS	7 p.m.
2/15	at New Orleans	2 p.m.
2/16	GRAMBLING #	4 p.m.
2/19	at Southeastern Louisiana	6 p.m.
2/21	VIRGINIA TECH	7 p.m.
2/22	TOLEDO	6 p.m.
2/23	TEXAS SOUTHERN	3 p.m.
2/25	LOUISIANA-LAFAYETTE	6:30 p.m.
2/28	YALE	7 p.m.

MARCH

3/1	YALE	2 p.m.
3/2	YALE	12 p.m.
3/4	at Northwestern State	7 p.m.
3/5	SACRED HEART	6:30 p.m.
3/7	PURDUE	7 p.m.
3/8	PURDUE	6:30 p.m.
3/9	PURDUE	1 p.m.
3/11	NICHOLLS STATE	6:30 p.m.
3/12	SOUTHERN	6:30 p.m.
3/14	at Vanderbilt	6:30 p.m.
3/15	at Vanderbilt	2 p.m.
3/16	at Vanderbilt	1 p.m.
3/19	SOUTH ALABAMA	6:30 p.m.
3/21	GEORGIA	7 p.m.
3/22	GEORGIA	6:30 p.m.
3/23	GEORGIA	12 p.m.
3/25	at Tulane	6:30 p.m.
3/28	at Florida	6 p.m.
3/29	at Florida	6 p.m.
3/30	at Florida	12 p.m.

APRIL

4/2	McNEESE STATE	6:30 p.m.
4/4	MISSISSIPPI STATE	7 p.m.
4/5	MISSISSIPPI STATE	6:30 p.m.
4/6	MISSISSIPPI STATE	1 p.m.
4/9	LAMAR	6:30 p.m.
4/11	ARKANSAS	7 p.m.
4/12	ARKANSAS	6:30 p.m.
4/13	ARKANSAS	1 p.m.
4/15	Southern Mississippi +	7 p.m.
4/17	at Ole Miss	6:30 p.m.
4/18	at Ole Miss	6:30 p.m.
4/19	at Ole Miss	1:30 p.m.
4/22	TULANE	6:30 p.m.
4/25	TENNESSEE	7 p.m.
4/26	TENNESSEE	6:30 p.m.
4/27	TENNESSEE	12 p.m.
4/29	ALCORN STATE	6:30 p.m.

MAY

5/2	at Texas A&M	6:30 p.m.
5/3	at Texas A&M	2 p.m.
5/4	at Texas A&M	1 p.m.
5/9	ALABAMA	7 p.m.
5/10	ALABAMA	6:30 p.m.
5/11	ALABAMA	1 p.m.
5/13	NORTHWESTERN STATE	6:30 p.m.
5/15	at Auburn	6 p.m.
5/16	at Auburn	6 p.m.
5/17	at Auburn	1 p.m.

2014 SEC TOURNAMENT
5/20-25 • Hoover, Ala.



JARED FOSTER OF



CODY GLENN LHP



MARK LAIRD OF



SEAN McMULLEN OF



TYLER MOORE C/INF





CHRIS SCIAMBRA OF




ANDREW STEVENSON OF

JUNE

 NCAA Regional • May 30 - June 2 • Sites TBD

 NCAA Super Regional • June 6-9 • Sites TBD

 College World Series • June 14-25 • Omaha, Neb.

All Times are Central and Subject to Change / BOLD - Denotes Home Games
+ - Denotes Wally Pontiff Jr. Foundation Classic (Metairie, La.)
- Denotes Major League Baseball Urban Invitational
For Tickets: 800.960.8587 or LSU.tix.net

LOVE PURPLE
LIVE GOLD
LSU.edu/lovepurple

LSUsports.net
  LSUsports.net/fancage