

LSU



BASEBALL

2013 OFFICIAL YEARBOOK

PAUL MAINIERI, HEAD COACH
2014 ABCA HALL OF FAME INDUCTION CLASS

RAPH RHYMES, OF
2012 SEC PLAYER OF THE YEAR
2012 FIRST-TEAM ALL-AMERICAN

STAND RIGHT UP AND ROAR

MASON KATZ, INF
2012 & 2011 ALL-SEC

STAND RIGHT UP AND ROAR

In 2012-13, LSU unites across all athletic fronts to deliver a simple, yet powerful message - "Stand Right Up and Roar." This phrase, derived from the lyrics of "Hey Fighting Tigers", serves as the rallying point for all LSU fans. Whether it is watching the Tigers and Coach Paul Mainieri in Alex Box Stadium or purchasing a souvenir from the LSU SportShop, LSU fans can Stand Right Up and Roar and support the Tigers no matter the location or the occasion. So Tiger fans, this is your call. Stand Right Up and Roar and let's make this year another great season in the tradition-rich history of LSU Athletics.

LSUsports.net/roar #LSUROAR

BASEBALL AT THE BOX

The SEC Champion LSU Tigers drew nearly 500,000 fans to Alex Box Stadium in 2012, setting an NCAA record and leading the nation in attendance for the 17th straight season.

2012  CHAMPIONS



Alex Box Stadium was ranked No. 70 among the "Top 101 Stadium Experiences" for 2012 by Stadium Journey magazine. LSU's ball park was also ranked No. 85 in the listing of the world's top 100 sports venues by Business Insider.com. The four-year-old venue is the only college baseball stadium appearing on either list, and it placed ahead of several Major League ball parks in both rankings.

LSU BASEBALL Legacy



NATIONAL 1991 • 1993 • 1996 • 1997 • 2000 • 2009 CHAMPIONS

6

NCAA College World Series Championships

1991, 1993, 1996, 1997, 2000, 2009
LSU is one of only three schools to win six CWS titles. Only LSU and Southern California have won four in one decade.

25

All-Time NCAA Tournament Berths

The Tigers have appeared in an NCAA Regional in 21 of the past 24 seasons.

35-9

Record on Championship Day in NCAA Tournament Competition

LSU is 29-8 in the final rounds of NCAA regionals and super regionals, and the Tigers are 6-1 in CWS championship round games.

.636

Third-Highest All-Time College World Series Winning Percentage

LSU has a 35-20 record at the CWS.

15

Southeastern Conference Championships

The Tigers won an unprecedented four straight league crowns from 1990-93.

19

NCAA Regional Host Site for 19 of the Past 23 Seasons

LSU played host to an NCAA Regional Tournament in 16 straight seasons (1990-2005).

.722

Highest All-Time NCAA Tournament Winning Percentage

LSU has a 127-49 record and a .722 winning percentage in regional/super regional and CWS games combined.

35

Most All-Time CWS Victories (35) and Appearances (15) Among SEC Teams

The second-highest totals among SEC schools are 28 CWS victories and 10 CWS appearances.

472,391

The Nation's Best Attendance

LSU drew an NCAA-record 472,391 fans to Alex Box Stadium in 2012 to lead the country in attendance for the 17th straight season.

15

CWS Appearances in the Past 26 Years

LSU and Miami (Fla.) are the only schools in the country with 15 CWS berths since 1986.

23

23-Game Win Streak

LSU set an SEC record in 2008 by winning 23 straight games from April 22-June 1.

10

50-Win Seasons

LSU is the only SEC school with more than six 50-win seasons in its annals.

LSU defeated Texas in the CWS Finals to win the 2009 national championship.



1991



1993



1996



1997



2000

THE PAUL MAINIERI ERA AT LSU



LSU Record (six seasons): 258-122-2 (.678)

NCAA National Champions - 2009

College World Series Appearances - 2008, 2009

Southeastern Conference Champions - 2009, 2012

SEC Tournament Champions - 2008, 2009, 2010

SEC Western Division Champions - 2008, 2009, 2012

SEC-Record 23-Game Win Streak - 2008

2009 National Coach of the Year

(Baseball America, Collegiate Baseball, Rivals.com)

2009 Southeastern Conference Coach of the Year

2008 National Coach of the Year

(Rivals.com, College Baseball Insider)

NCAA Division I Winningest Active Coaches

BY VICTORIES

| | YRS. WON | LOST | TIED | PCT. |
|-----------------------------------|-----------|--------------|------------|---------------|
| 1. Augie Garrido, Texas | 44 | 1,847 | 847 | 9 .685 |
| 2. Gene Stephenson, Wichita State | 35 | 1,798 | 647 | 3 .735 |
| 3. Mike Martin, Florida State | 33 | 1,723 | 594 | 4 .743 |
| 4. Mark Marquess, Stanford | 36 | 1,463 | 759 | 7 .658 |
| 5. Jim Morris, Miami (Fla.) | 31 | 1,354 | 588 | 4 .697 |
| 6. Jim Gilligan, Lamar | 36 | 1,227 | 800 | 7 .605 |
| 7. Jack Leggett, Clemson | 33 | 1,224 | 694 | 1 .638 |
| 8. Pete Dunn, Stetson | 33 | 1,202 | 761 | 3 .612 |
| 9. Mike Fox, North Carolina | 29 | 1,174 | 403 | 5 .744 |
| 10. Paul Mainieri, LSU | 30 | 1,122 | 614 | 7 .646 |
| 11. John Anderson, Minnesota | 31 | 1,092 | 726 | 3 .600 |
| 12. Andy Lopez, Arizona | 30 | 1,090 | 664 | 7 .621 |
| 13. Fred Hill, Rutgers | 36 | 1,061 | 719 | 9 .596 |
| 14. Keith Guttin, Missouri St. | 30 | 1,032 | 652 | 0 .613 |
| 15. Danny Hall, Georgia Tech | 25 | 1,025 | 492 | 1 .676 |

Paul Mainieri

- One of only six active coaches to have won a National Championship and 1,000 games
- One of only 12 active coaches to have won a National Championship
- One of only 15 active coaches to have won 1,000 games
- The second-winningest coach in LSU annals, trailing only Skip Bertman (870-330-3 from 1984-2001)

LSU under Mainieri

- Has produced a first-round draft selection in each of the past four seasons (2009-12)
- Has a 126-35 (.783) home record in the New Alex Box Stadium (2009-present)
- Posted a 114-26 overall mark (.820) from April 22, 2008 through April 21, 2010
- Won 17 of 19 SEC weekend series from April 25, 2008 through April 18, 2010
- Won eight straight SEC road series from May 3, 2008 through March 27, 2010
- Has a 14-3 record in SEC Tournament games since 2008 with tournament titles in 2008, 2009 and 2010



INTRODUCTION

CONTENTS

Introduction

| | |
|----|-----------------------------------|
| 4 | 2013 Schedule/Road Headquarters |
| 5 | 2013 Roster/Pronunciation Guide |
| 6 | Facts About LSU |
| 7 | This is LSU Baseball |
| 18 | Alex Box Stadium |
| 24 | All Alex Box Stadium Teams |
| 26 | Louisiana State University |
| 28 | Academic Center |
| 30 | Academic Success |
| 32 | CHAMPS Program |
| 34 | Athletic Training |
| 36 | Strength and Conditioning Program |
| 38 | Media Spotlight |
| 40 | Prominent LSU Alumni |
| 42 | LSU Greats/Retired Jerseys |
| 44 | Wall of Honor |
| 46 | First-Team All-Americans |
| 50 | Tigers in the Major Leagues |
| 57 | LSU in the Major League Draft |
| 59 | LSU in the Olympics |

Preview

| | |
|----|----------------------------------|
| 60 | 2013 Outlook |
| 63 | LSU Depth Chart/Pre-Season Polls |
| 65 | SEC Opponents |
| 67 | Non-Conference Opponents |

Tigers

| | |
|----|-----------------|
| 71 | Player Profiles |
|----|-----------------|

Coaches

| | |
|----|---|
| 84 | Head Coach Paul Mainieri |
| 91 | Pitching Coach Alan Dunn |
| 92 | Hitting Coach Javi Sanchez |
| 93 | Volunteer Coach Will Davis/ Operations Director Ross Brezovsky |
| 94 | Support Staff |

Review

| | |
|-----|------------------------------------|
| 95 | 2012 Season Highlights |
| 97 | 2012 Line Scores |
| 100 | 2012 Results |
| 101 | 2012 Final Cumulative Statistics |
| 102 | 2012 Stats in SEC Games |
| 103 | 2012 Analysis Stats |
| 104 | Career Stats of Departing Players |
| 105 | 2012 Individual Honors/Final Polls |
| 106 | 2012 Statistical Summary |
| 108 | 2012 SEC Standings/Statistics |

History

| | |
|-----|------------------------------------|
| 110 | The Early History of LSU Baseball |
| 112 | The Skip Bertman Years (1984-2001) |
| 115 | LSU Lists of Note |
| 117 | The 1991 National Champions |
| 120 | The 1993 National Champions |
| 123 | The 1996 National Champions |
| 126 | The 1997 National Champions |
| 129 | The 2000 National Champions |
| 132 | The 2009 National Champions |

Records

| | |
|-----|------------------------------------|
| 135 | NCAA and SEC Statistical Champions |
| 136 | All-Time Statistical Leaders |
| 138 | Year-by-Year Statistical Leaders |
| 140 | All-Time Individual Records |
| 142 | All-Time Team Records |
| 144 | LSU Individual Honors |
| 149 | Television Appearances |
| 151 | NCAA Tournament Results |
| 163 | SEC Postseason Results |
| 165 | Outstanding Pitching Performances |
| 166 | LSU Varsity Lettermen |
| 170 | Year-by-Year W-L Records |
| 171 | All-Time Coaching Records |
| 172 | All-Time Series Records |
| 173 | All-Time Results |

LSU

| | |
|-----|--|
| 188 | Board of Supervisors |
| 189 | LSU Chancellor/NCAA Faculty Rep |
| 190 | The Southeastern Conference |
| 192 | Tiger Baseball Alumni |
| 193 | Coaches Committee |
| 195 | Wally Pontiff Jr. Hall of Fame |
| 196 | Mike the Tiger |
| 197 | LSU Athletics Championship Tradition |
| 198 | Director of Athletics Joe Alleva |
| 199 | Athletics Administration |
| 201 | Sports Information Department |
| 202 | Media Information |
| 203 | LSU Sports TV Network |
| 204 | LSU Sports Radio Network |
| 205 | Athletics Staff History |
| 206 | www.LSUsports.net |
| 207 | Tiger Athletic Foundation |
| 208 | LSU Sports Properties |

The 2012 Tigers captured
LSU's 15th SEC title.



The 2013 LSU Baseball Official Yearbook was produced by the LSU Sports Information Office on Mac Pro using Adobe® InDesign CS4 and Adobe® Photoshop CS4.

EDITOR:
ASSISTANT EDITOR:
LAYOUT & DESIGN:
COVER DESIGN:
PHOTOGRAPHY:

Bill Franques
Seth Medvin
Krystal Bennett
Krystal Bennett
Steve Franz, Chris Parent, Hilary Scheinuk, Toby Valadie, Jennifer Atelson, Brad Messina, Major League Baseball, Jim Zietz, Eddy Perez



/LSUbaseball
@LSUbaseball

The LSU Baseball Yearbook has been rated among the Top 6 college baseball publications in the nation in 15 of the past 20 seasons. The yearbook was named "Best in the Nation" in 2012, 1994 and 1993 by the College Sports Information Directors of America (CoSIDA) and the National Collegiate Baseball Writers Association. The publication ranked second in 1996, 1998, 2004 and 2008; third in 2003, 2010 and 2011; fourth in 1995, 1997 and 2009; fifth in 2001 and sixth in 1999. The covers of the 2003, 2009 and 2011 guides were also named "Best in the Nation" by CoSIDA.

February

| | | | |
|-----------|------------------------|------------------|-----------|
| 15 (Fri.) | MARYLAND | ALEX BOX STADIUM | 7 p.m. |
| 16 (Sat.) | MARYLAND | ALEX BOX STADIUM | 1 p.m. |
| 17 (Sun.) | MARYLAND | ALEX BOX STADIUM | 12 p.m. |
| 19 (Tue.) | LAMAR | ALEX BOX STADIUM | 6 p.m. |
| 21 (Thu.) | BYU | ALEX BOX STADIUM | 6:30 p.m. |
| 22 (Fri.) | SOUTHEASTERN LOUISIANA | ALEX BOX STADIUM | 7 p.m. |
| 23 (Sat.) | BYU | ALEX BOX STADIUM | 6 p.m. |
| 26 (Tue.) | at Louisiana-Lafayette | Lafayette, La. | 6 p.m. |

March

| | | | |
|-----------|----------------------|-------------------|-----------|
| 1 (Fri.) | BROWN | ALEX BOX STADIUM | 7 p.m. |
| 2 (Sat.) | BROWN | ALEX BOX STADIUM | 6:30 p.m. |
| 3 (Sun.) | NICHOLLS STATE | ALEX BOX STADIUM | 3 p.m. |
| 5 (Tue.) | STEPHEN F. AUSTIN | ALEX BOX STADIUM | 6:30 p.m. |
| 6 (Wed.) | SACRED HEART | ALEX BOX STADIUM | 6:30 p.m. |
| 8 (Fri.) | WASHINGTON | ALEX BOX STADIUM | 7 p.m. |
| 9 (Sat.) | WASHINGTON | ALEX BOX STADIUM | 6:30 p.m. |
| 10 (Sun.) | WASHINGTON | ALEX BOX STADIUM | 1 p.m. |
| 13 (Wed.) | NICHOLLS STATE | ALEX BOX STADIUM | 6:30 p.m. |
| 15 (Fri.) | at Mississippi State | Starkville, Miss. | 6:30 p.m. |
| 16 (Sat.) | at Mississippi State | Starkville, Miss. | 6 p.m. |
| 17 (Sun.) | at Mississippi State | Starkville, Miss. | 1:30 p.m. |
| 20 (Wed.) | NORTHWESTERN STATE | ALEX BOX STADIUM | 6:30 p.m. |
| 22 (Fri.) | AUBURN | ALEX BOX STADIUM | 7 p.m. |
| 23 (Sat.) | AUBURN | ALEX BOX STADIUM | 6:30 p.m. |
| 24 (Sun.) | AUBURN | ALEX BOX STADIUM | 1 p.m. |
| 26 (Tue.) | at Tulane | New Orleans, La. | 6:30 p.m. |
| 29 (Fri.) | at Missouri | Columbia, Mo. | 6 p.m. |
| 30 (Sat.) | at Missouri | Columbia, Mo. | 1 p.m. |
| 31 (Sun.) | at Missouri | Columbia, Mo. | 1 p.m. |

April

| | | | |
|----------|------------------------|------------------------------|-----------|
| 2 (Tue.) | ALCORN STATE | ALEX BOX STADIUM | 6:30 p.m. |
| 3 (Wed.) | Southern Mississippi + | Metairie, La. (Zephyr Field) | 7 p.m. |
| 5 (Fri.) | KENTUCKY | ALEX BOX STADIUM | 7 p.m. |
| 6 (Sat.) | KENTUCKY | ALEX BOX STADIUM | 6:30 p.m. |

| | | | |
|-----------|-----------------------|--------------------|-----------|
| 7 (Sun.) | KENTUCKY | ALEX BOX STADIUM | 12 p.m. |
| 10 (Wed.) | SOUTHERN | ALEX BOX STADIUM | 6:30 p.m. |
| 12 (Fri.) | at Arkansas | Fayetteville, Ark. | 6:35 p.m. |
| 13 (Sat.) | at Arkansas | Fayetteville, Ark. | 6:05 p.m. |
| 14 (Sun.) | at Arkansas | Fayetteville, Ark. | 1:05 p.m. |
| 17 (Wed.) | GRAMBLING | ALEX BOX STADIUM | 6:30 p.m. |
| 19 (Fri.) | at Alabama | Tuscaloosa, Ala. | 6:35 p.m. |
| 20 (Sat.) | at Alabama | Tuscaloosa, Ala. | 7 p.m. |
| 21 (Sun.) | at Alabama | Tuscaloosa, Ala. | 1:05 p.m. |
| 24 (Wed.) | TULANE | ALEX BOX STADIUM | 6:30 p.m. |
| 26 (Fri.) | SOUTH CAROLINA | ALEX BOX STADIUM | 7 p.m. |
| 27 (Sat.) | SOUTH CAROLINA | ALEX BOX STADIUM | 6:30 p.m. |
| 28 (Sun.) | SOUTH CAROLINA (ESPN) | ALEX BOX STADIUM | 2 p.m. |
| 30 (Tue.) | McNEESE STATE | ALEX BOX STADIUM | 6:30 p.m. |

May

| | | | |
|-----------|----------------------|------------------------|-----------|
| 2 (Thu.) | FLORIDA (ESPNU) | ALEX BOX STADIUM | 6:30 p.m. |
| 3 (Fri.) | FLORIDA | ALEX BOX STADIUM | 6:30 p.m. |
| 4 (Sat.) | FLORIDA (ESPN2) | ALEX BOX STADIUM | 12 p.m. |
| 9 (Thu.) | at Texas A&M (ESPNU) | College Station, Texas | 8 p.m. |
| 10 (Fri.) | at Texas A&M | College Station, Texas | 6:30 p.m. |
| 11 (Sat.) | at Texas A&M (ESPN) | College Station, Texas | 12 p.m. |
| 14 (Tue.) | NEW ORLEANS | ALEX BOX STADIUM | 6:30 p.m. |
| 16 (Thu.) | OLE MISS | ALEX BOX STADIUM | 6:30 p.m. |
| 17 (Fri.) | OLE MISS | ALEX BOX STADIUM | 7 p.m. |
| 18 (Sat.) | OLE MISS | ALEX BOX STADIUM | 12 p.m. |
| 21-26 | SEC Tournament | Hoover, Ala. | |

June

| | | |
|-----------------|----------------------------|-------------|
| May 31-June 2/3 | NCAA Regional Tournament | Sites TBA |
| 7-9/8-10 | NCAA Super Regional Series | Sites TBA |
| 15-25/26 | College World Series | Omaha, Neb. |

All times are Central and subject to change
 +- Wally Pontiff Jr. Classic

ROAD HEADQUARTERS

Mississippi State
 March 14-17
 Hilton Garden Inn
 975 Hwy. 12 East
 Starkville, MS 39759
 662.615.9664

Missouri
 March 28-31
 Holiday Inn
 2220 I-70 Drive SW
 Columbia, MO 65203
 573.445.8531

Arkansas
 April 11-14
 Courtyard Marriott
 600 E. Van Asche Dr.
 Fayetteville, AR 72703
 479.571.4900

Alabama
 April 18-21
 Hotel Capstone
 320 Paul W. Bryant Dr.
 Tuscaloosa, AL 35401
 205.752.3200

Texas A&M
 May 8-11
 Hilton College Station
 801 University Dr. East
 College Station, TX 77840
 979.693.7500

SEC Tournament
 May 20-26
 Wynfrey Hotel
 1000 Riverchase Galleria
 Birmingham, AL 35244
 205.987.1600



2013 LSU Baseball Numerical Roster


| NO. | NAME | POS. | B-T | HT. | WT. | CL. | EXP. | HOMETOWN (HIGH SCHOOL/PREVIOUS SCHOOL) |
|-----|------------------|-------|-----|------|-----|-----|------|--|
| 2 | Tyler Moore | C/INF | L-R | 6-0 | 195 | So. | 1L | Baton Rouge, La. (Dunham HS) |
| 4 | Raph Rhymes | OF | R-R | 6-0 | 175 | Sr. | 2L | Monroe, La. (Neville HS/LSU-Eunice) |
| 5 | Chris Sciambra | OF | L-R | 5-9 | 184 | So. | 1L | Baton Rouge, La. (Catholic HS) |
| 6 | Andrew Stevenson | OF | L-L | 6-0 | 177 | Fr. | HS | Youngsville, La. (St. Thomas More HS) |
| 7 | Sean McMullen | OF | L-L | 5-8 | 179 | Jr. | JC | Metairie, La. (Brother Martin HS/Delgado CC) |
| 8 | Mason Katz | INF | R-R | 5-10 | 188 | Sr. | 3L | Harahan, La. (Jesuit HS) |
| 9 | Mark Laird | OF | L-L | 6-1 | 172 | Fr. | HS | Monroe, La. (Ouachita Christian School) |
| 10 | Aaron Nola | RHP | R-R | 6-1 | 183 | So. | 1L | Baton Rouge, La. (Catholic HS) |
| 11 | Michael Barash | C | R-R | 6-1 | 195 | Fr. | HS | Boca Raton, Fla. (West Boca Raton HS) |
| 12 | Hunter Devall | LHP | L-L | 5-7 | 167 | Fr. | HS | Clinton, La. (Centreville Academy) |
| 13 | Alex Edward | OF | R-R | 6-2 | 197 | Sr. | 3L | Baton Rouge, La. (Parkview Baptist HS) |
| 14 | Christian Ibarra | INF | R-R | 5-7 | 179 | Jr. | JC | La Puente, Calif. (South Hills HS/Rio Hondo College) |
| 17 | Jared Foster | INF | R-R | 6-0 | 183 | So. | 1L | Lake Charles, La. (Barbe HS) |
| 20 | Chris Chinaea | C | R-R | 5-11 | 217 | Fr. | HS | Miami, Fla. (Gulliver Prep School) |
| 21 | Joe Broussard | RHP | R-R | 6-1 | 208 | Jr. | 2L | Gretna, La. (Holy Cross HS) |
| 23 | JaCoby Jones | INF | R-R | 6-3 | 200 | Jr. | 2L | Richton, Miss. (Richton HS) |
| 24 | Cody Glenn | LHP | L-L | 6-4 | 195 | So. | 1L | Houston, Texas (Westbury Christian HS) |
| 25 | Joey Bourgeois | RHP | R-R | 6-1 | 195 | Sr. | 2L | Paulina, La. (Lutcher HS/LSU-Eunice) |
| 26 | Ty Ross | C | R-R | 6-2 | 208 | Jr. | 2L | Naples, Fla. (Barron Collier HS) |
| 27 | Mitchell Sewald | RHP | R-R | 6-6 | 195 | Fr. | HS | Mandeville, La. (Rummel HS) |
| 28 | Casey Yocom | INF | R-R | 5-11 | 191 | Sr. | 1L | Reno, Nev. (Reed HS/Feather River College) |
| 29 | Nate Fury | RHP | R-R | 5-11 | 180 | Jr. | JC | Harahan, La. (Rummel HS/Delgado CC) |
| 30 | Alex Bregman | INF | R-R | 6-0 | 190 | Fr. | HS | Albuquerque, N.M. (Albuquerque Academy) |
| 33 | Kevin Berry | RHP | R-R | 6-0 | 192 | Sr. | 2L | Metairie, La. (Brother Martin HS/Univ. of New Orleans) |
| 36 | Will LaMarche | RHP | R-R | 6-1 | 202 | Jr. | JC | Pleasanton, Calif. (Amador Valley HS/Chabot College) |
| 37 | Ryan Eades | RHP | S-R | 6-3 | 197 | Jr. | 2L | Slidell, La. (Northshore HS) |
| 38 | Nick Rumbelow | RHP | R-R | 6-0 | 179 | Jr. | 2L | Bullard, Texas (Bullard HS) |
| 39 | Kurt McCune | RHP | L-R | 6-3 | 171 | Jr. | 2L | Norco, La. (Destrehan HS) |
| 40 | Taylor Butler | RHP | R-R | 5-11 | 175 | Fr. | HS | Lake Charles, La. (Barbe HS) |
| 45 | Russell Reynolds | RHP | R-R | 6-1 | 179 | Fr. | HS | Baton Rouge, La. (Parkview Baptist HS) |
| 49 | Brent Bonvillain | LHP | L-L | 6-2 | 170 | Sr. | 1L | Houma, La. (Thibodaux HS/Delgado CC) |
| 55 | Hunter Newman | RHP | R-R | 6-3 | 186 | Fr. | HS | Bloomington, Ga. (Calvary Baptist School) |
| 58 | Chris Cotton | LHP | L-L | 5-10 | 166 | Sr. | 3L | Shreveport, La. (Byrd HS) |

Coaching Staff

| | |
|----|---|
| 1 | Paul Mainieri, Head Coach (Florida International, 1980 - seventh season at LSU) |
| 34 | Alan Dunn, Pitching Coach (UAB, 1991 - second season at LSU) |
| 43 | Javi Sanchez, Hitting Coach (Notre Dame, 2004 - sixth season at LSU) |
| 52 | Will Davis, Volunteer Assistant Coach (LSU, 2007 - sixth season at LSU) |
| 44 | Blake Dean, Undergraduate Assistant Coach Ross Brezovsky, Coordinator of Baseball Operations (Notre Dame, 2008 - fifth season at LSU) Jeremy Phillips, Strength and Conditioning Coach (Georgia Tech, 2004 - fifth season at LSU) |

Pronunciation Guide

| | |
|------------------|----------------|
| Michael Barash | BAIR-ish |
| Brent Bonvillain | BAWN-vuh-lan |
| Joey Bourgeois | BOOGE-wah |
| Ross Brezovsky | BRUH-zahv-skee |
| Chris Chinaea | chuh-NAY-uh |
| Ryan Eades | EEDS |
| Christian Ibarra | EE-bah-rah |
| Paul Mainieri | muh-NAIR-ee |
| Raph Rhymes | RAFE |
| Nick Rumbelow | RUM-buh-low |
| Javi Sanchez | HAH-vee |
| Chris Sciambra | SHAM-bruh |
| Mitchell Sewald | SEE-walld |



University Facts

| | | |
|-----------------------------------|--|------------------|
| Location: | Baton Rouge, La. (State Capital) | |
| Founded: | 1860 | |
| Enrollment: | 29,549 | |
| Nickname: | Fighting Tigers | |
| Colors: | Purple (PMS 267) and Gold (PMS 123) | |
| Mascot: | Mike VI (Live Bengal Tiger) | |
| Stadium: | Alex Box Stadium | |
| Year Opened: | 2009 | |
| Capacity: | 10,326 | |
| Dimensions: | LF-330; LC-385; CF-405; RC-365; RF-330 | |
| Playing Surface: | Natural Grass | |
| Conference: | Southeastern (Western Division) | |
| LSU System President: | Dr. William L. Jenkins | Pretoria, 1958 |
| Faculty Athletics Representative: | Bill Demastes | California, 1977 |

Athletics Administration

| | | |
|--|-------------------|---------------|
| Athletics Department | Phone | 225.578.8001 |
| Vice Chancellor/Athletics Director: | Joe Alleva | Lehigh, 1975 |
| Assoc. Vice Chancellor/Sr. Associate AD: | Herb Vincent | LSU, 1983 |
| Sr. Associate AD: | Verge Ausberry | LSU, 1990 |
| Sr. Associate AD/Compliance: | Bo Bahnsen | LSU, 1982 |
| Sr. Associate AD/Business: | Mark Ewing | LSU, 1978 |
| Sr. Associate AD/Facilities & Grounds | Ronnie Haliburton | LSU, 1990 |
| Sr. Associate AD/Operations: | Eddie Nunez | Florida, 1998 |
| Sr. Associate AD/Student Services: | Miriam Segar | LSU, 1994 |
| Assoc. AD/Facilities & Projects: | Emmett David | LSU, 1982 |
| Assistant AD/Ticket Manager: | Brian Broussard | LSU, 1993 |
| Assistant AD/Marketing: | Matt Shanklin | UNCW, 1988 |

Sports Information

| | | |
|---------------------------------|-------------------|----------------------|
| Phone/Fax | 225.578.8226 | 225.578.1861 (Fax) |
| Web Site/E-Mail | www.LSUsports.net | wfranqu@lsu.edu |
| Sr. Associate SID/Baseball SID: | Bill Franques | LSU, 1985 |
| Associate AD/SID: | Michael Bonnette | LSU, 1993 |
| Sr. Associate SID: | Kent Lowe | LSU-Shreveport, 1979 |
| Associate SID: | Matt Dunaway | UCF, 2005 |
| Associate SID: | Bill Martin | LSU, 2007 |
| Associate SID: | Will Stafford | LSU, 2006 |
| Associate SID: | Jake Terry | LSU, 2008 |
| Publications Director: | Jason Feirman | LSU, 2000 |
| Graphic Design Coordinator: | Krystal Bennett | LSU, 2006 |
| Graphic Design Coordinator: | Hannah Brinks | Alabama, 2011 |
| Photographer: | Steve Franz | LSU, 1993 |
| Administrative Secretary: | Pam LeBlanc | |

Electronic Media

| | | |
|---------------------------------|-------------------|------------------------|
| Phone - TV/Radio | 225.578.1797 (TV) | 225.578.1882 (Radio) |
| Director of Television: | Kevin Wagner | LSU, 1980 |
| Asst. Director of Television: | John Schiebe | Oklahoma State, 1986 |
| Television Producer | David Landry | LSU, 1990 |
| Director of Radio Broadcasting: | Jim Hawthorne | Northwestern St., 1967 |
| LSUsports.net Interactive Mgr.: | Todd Politz | LSU, 1999 |

Ticket Office

| | | |
|-----------------|--------------|-----------------|
| Phone/Toll-Free | 225.578.2184 | 1-800-960-8587 |
| Fax/E-mail | 225.578.3344 | tickets@lsu.edu |

Baseball Facts

| | |
|------------------|-----------------------------------|
| Baseball Office: | 225.578.4148 • 225.578.4066 (Fax) |
| Press Box: | 225.578.4148 |
| E-Mail: | vrobort@lsu.edu |
| Head Coach: | Paul Mainieri |
| Alma Mater: | Florida International, 1980 |
| LSU Record: | 258-122-2 (.678, six seasons) |
| Career Record: | 1122-614-7 (.646, 30 seasons) |

LSU All-Time W-L-T Record: 2286-1475-23 (.607; beginning in 1893)

| | |
|-------------------------------------|--|
| NCAA Championships: | 6 (1991, 1993, 1996, 1997, 2000, 2009) |
| College World Series Appearances: | 15 (1986, '87, '89, '90, '91, '93, '94, '96, '97, '98, 2000, '03, '04, '08, '09) |
| College World Series Record: | 35-20 (.636) |
| NCAA Tournament Record: | 127-49 (.722) |
| NCAA Regional Titles: | 19 (1986, '87, '89, '90, '91, '93, '94, '96, '97, '98, '99, 2000, '01, '02, '03, '04, '08, '09, '12) |
| NCAA Regional Appearances: | 25 (1975, '85, '86, '87, '89, '90, '91, '92, '93, '94, '95, '96, '97, '98, '99, 2000, '01, '02, '03, '04, '05, '08, '09, '10, '12) |
| NCAA Regional Record: | 80-19 (.808) |
| NCAA Super Regional Titles: | 5 (2000, '03, '04, '08, '09) |
| NCAA Super Regional Appearances: | 9 (1999, 2000, '01, '02, '03, '04, '08, '09, '12) |
| NCAA Super Regional Record: | 12-10 (.545) |
| SEC Championships: | 15 (1939, '43, '46, '61, '75, '86, '90, '91, '92, '93, '96, '97, 2003, '09, '12) |
| SEC Western Division Championships: | 16 (1961, '75, '85, '92, '93, '94, '96, '97, '98, 2000, '01, '03, '05, '08, '09, '12) |
| SEC Record: | 863-719-5 (.545) |
| SEC Tournament Championships: | 9 (1986, '90, '92, '93, '94, 2000, '08, '09, '10) |
| SEC Tournament Record: | 64-37 (.634) |
| 2012 Record/SEC Record | 47-18/19-11 |
| Lettermen Returning/Lost: | 19/11 |
| Players w/Starting Exp. Ret./Lost: | 9/8 |
| Pitchers Returning/Lost: | 10/5 |

Coaching Staff

| POSITION | NAME | ALMA MATER | YEAR AT LSU |
|----------------------|-----------------|-----------------------------|-------------|
| Head Coach | Paul Mainieri | Florida International, 1980 | 7th |
| Pitching Coach | Alan Dunn | UAB, 1991 | 2nd |
| Hitting Coach | Javi Sanchez | Notre Dame, 2004 | 6th |
| Volunteer Coach | Will Davis | LSU, 2007 | 6th |
| Coord. of Operations | Ross Brezovsky | Notre Dame, 2008 | 5th |
| Strength Coach | Jeremy Phillips | Georgia Tech, 2004 | 5th |
| Undergraduate Asst. | Blake Dean | | |

Support Staff

| | |
|---------------------|---|
| Academic Counselor | Becca Hubbard |
| Trainer | Jon Michelini |
| Student Trainers | Jenna Nicol, Will Payne |
| Equipment Managers | Shay Dubois, Pat Fox, Matt Fury, Andre Legrand, Paul Marcello, Jacob Marino |
| Groundskeepers | Eric Fasbender, Jason Anderson |
| Secretary | Virginia Robertson |
| Student Secretaries | Kelsey Schexnayder, Alex Thompson |





The 2009 Tigers won 15 of their final 16 games en route to the National Championship.

A PROGRAM OF **EXCELLENCE**

Paul Mainieri, the 2008 and 2009 National Coach of the Year, begins his seventh season in 2013 as the head coach of the LSU Fighting Tigers. Mainieri, who directed Notre Dame to 533 wins and nine NCAA Tournament appearances in 12 seasons (1995-2006), was named on June 28, 2006 as LSU's 25th baseball coach. He stated on that day that his goal was "to return LSU to the pinnacle position in college baseball." He and his staff took an immediate first step toward that objective by signing the nation's No. 1 recruiting class. In just his second season in Baton Rouge, Mainieri guided the Tigers to the 2008 College World Series. En route to the CWS, the Tigers won SEC Western Division and SEC Tournament titles, and LSU established a conference-record 23-game win streak from April 22-June 1. Then in 2009, Mainieri did indeed return the Tigers to the "pinnacle position" as LSU won the national championship with an 11-4 victory over Texas in Game 3 of the College World Series Finals.

PROLIFIC PLAYERS



Ben McDonald

1989 National Player of the Year
2008 College Baseball Hall of Fame Inductee



Lloyd Peever

1992 National Player of the Year



Todd Walker

1993 & 1994 First Team All-American
2009 College Baseball Hall of Fame Inductee



Brett Laxton

1993 National Freshman of the Year



Russ Johnson

1994 SEC Player of the Year



Eddy Furniss

1998 National Player of the Year
2010 College Baseball Hall of Fame Inductee



Mike Fontenot

2000 National Freshman of the Year



Lane Mestepey

2001 National Freshman of the Year



Aaron Hill

2003 SEC Player of the Year



Jon Zeringue

2004 SEC Player of the Year



Louis Coleman

2009 SEC Pitcher of the Year



Raph Rhymes

2012 SEC Player of the Year

LSU Year-by-Year Team Statistics (since 1984)

Batting

| YEAR | (W-L-T) | G | AB | R | H | 2B | 3B | HR | RBI | SB-ATT | SLG | OBP | AVG |
|------|-----------|----|------|-----|-----|-----|----|-----|-----|---------|------|------|------|
| 1984 | (32-23-0) | 55 | 1606 | 309 | 443 | 76 | 20 | 51 | 263 | 92-139 | .443 | NA | .276 |
| 1985 | (41-18-0) | 59 | 1883 | 412 | 557 | 102 | 17 | 63 | 343 | 108-145 | .468 | NA | .296 |
| 1986 | (55-14-0) | 69 | 2272 | 542 | 696 | 135 | 27 | 83 | 455 | 153-188 | .499 | NA | .306 |
| 1987 | (49-19-0) | 68 | 2178 | 509 | 619 | 104 | 18 | 76 | 434 | 156-208 | .453 | .425 | .284 |
| 1988 | (39-21-0) | 60 | 1823 | 390 | 490 | 92 | 19 | 41 | 331 | 69-104 | .408 | .443 | .269 |
| 1989 | (55-17-0) | 72 | 2424 | 566 | 723 | 144 | 26 | 62 | 494 | 113-142 | .456 | .461 | .298 |
| 1990 | (54-19-0) | 73 | 2480 | 587 | 807 | 156 | 27 | 63 | 515 | 95-135 | .486 | .470 | .325 |
| 1991 | (55-18-0) | 73 | 2366 | 547 | 488 | 138 | 18 | 85 | 488 | 84-123 | .478 | .446 | .297 |
| 1992 | (50-16-0) | 66 | 2261 | 509 | 681 | 132 | 17 | 67 | 438 | 125-159 | .464 | .447 | .301 |
| 1993 | (53-17-1) | 71 | 2385 | 603 | 737 | 152 | 37 | 85 | 527 | 122-151 | .511 | .414 | .309 |
| 1994 | (46-20-0) | 66 | 2273 | 504 | 659 | 124 | 15 | 87 | 439 | 116-142 | .473 | .394 | .290 |
| 1995 | (47-18-0) | 65 | 2259 | 506 | 680 | 146 | 21 | 81 | 458 | 95-128 | .492 | .397 | .301 |
| 1996 | (52-15-0) | 67 | 2384 | 648 | 759 | 143 | 18 | 131 | 585 | 99-120 | .558 | .419 | .318 |
| 1997 | (57-13-0) | 70 | 2509 | 673 | 791 | 146 | 11 | 188 | 632 | 71-99 | .607 | .412 | .315 |
| 1998 | (48-19-0) | 67 | 2314 | 583 | 692 | 132 | 12 | 157 | 542 | 64-85 | .570 | .409 | .299 |
| 1999 | (41-24-1) | 66 | 2317 | 556 | 699 | 122 | 14 | 104 | 502 | 77-101 | .501 | .406 | .302 |
| 2000 | (52-17-0) | 69 | 2542 | 652 | 864 | 194 | 16 | 96 | 598 | 73-94 | .542 | .432 | .340 |
| 2001 | (44-22-1) | 67 | 2372 | 574 | 754 | 137 | 10 | 98 | 514 | 90-115 | .508 | .417 | .318 |
| 2002 | (44-22) | 66 | 2333 | 441 | 705 | 123 | 20 | 65 | 410 | 71-90 | .456 | .378 | .302 |
| 2003 | (45-22-1) | 68 | 2461 | 524 | 777 | 147 | 19 | 85 | 477 | 59-78 | .495 | .386 | .316 |
| 2004 | (46-19) | 65 | 2376 | 515 | 791 | 144 | 15 | 79 | 472 | 44-57 | .506 | .400 | .333 |
| 2005 | (40-22) | 62 | 2223 | 437 | 660 | 133 | 14 | 80 | 397 | 37-49 | .477 | .379 | .297 |
| 2006 | (35-24) | 59 | 1966 | 342 | 564 | 107 | 18 | 61 | 307 | 40-55 | .453 | .368 | .287 |
| 2007 | (29-26-1) | 56 | 1844 | 278 | 472 | 81 | 13 | 40 | 250 | 63-93 | .379 | .331 | .256 |
| 2008 | (49-19-1) | 69 | 2485 | 538 | 761 | 148 | 28 | 100 | 488 | 95-120 | .509 | .382 | .306 |
| 2009 | (56-17) | 73 | 2486 | 575 | 783 | 141 | 19 | 107 | 532 | 114-156 | .516 | .405 | .315 |
| 2010 | (41-22) | 63 | 2264 | 497 | 723 | 124 | 24 | 78 | 453 | 75-104 | .499 | .406 | .319 |
| 2011 | (36-20) | 56 | 1861 | 388 | 563 | 106 | 13 | 34 | 345 | 84-119 | .428 | .383 | .303 |
| 2012 | (47-18) | 65 | 2209 | 397 | 630 | 106 | 12 | 42 | 368 | 41-74 | .401 | .368 | .285 |

AMAZING ACCOLADES

United States Olympic Head Coach

Skip Bertman - 1996 Bronze Medal Team

United States Olympic Medalists

RHP Kurt Ainsworth - 2000 Gold Medal
 2B Warren Morris - 1996 Bronze Medal
 SS Jason Williams - 1996 Bronze Medal
 RHP Ben McDonald - 1988 Gold Medal

National Coach of the Year

Skip Bertman - 1986, 1991, 1993, 1996, 1997, 2000
 Paul Mainieri - 2008, 2009

National Player of the Year

RHP Ben McDonald - 1989
 RHP Lloyd Peever - 1992
 1B Eddy Furniss - 1998

National Freshman of the Year

2B Todd Walker - 1992
 RHP Brett Laxton - 1993
 2B Mike Fontenot - 2000
 LHP Lane Mestepey - 2001

**Southeastern Conference Player/
 Pitcher of the Year**

2B Todd Walker - 1993
 SS Russ Johnson - 1994
 1B Eddy Furniss - 1996
 SS Aaron Hill - 2003
 OF Jon Zeringue - 2004
 RHP Louis Coleman - 2009
 OF Raph Rhymes - 2012

**21 First-Team All-Americans in the
 Past 25 Seasons**

Outfielder Raph Rhymes and pitcher Kevin Gausman earned 2012 first-team All-America recognition.

62 Major League Players

LSU has produced 48 big-leaguers since 1987, including MLB All-Stars Albert Belle, Paul Byrd, Brian Wilson, Brad Hawpe and Aaron Hill.



Paul Mainieri and the '09 National Champions visited the U.S. Capitol and other Washington, D.C. landmarks on September 30, 2009.

LSU Year-by-Year Team Statistics (since 1984)

Pitching

| YEAR | (W-L-T) | G | IP | CG | SHO | SV | H | R | ER | BB | SO | OBA | ERA |
|------|-----------|----|-------|----|-----|----|-----|-----|-----|-----|-----|------|------|
| 1984 | (32-23-0) | 55 | 433.0 | 12 | 3 | 10 | 439 | 272 | 199 | 206 | 359 | .259 | 4.13 |
| 1985 | (41-18-0) | 59 | 484.2 | 10 | 3 | 9 | 452 | 273 | 221 | 245 | 442 | .247 | 4.11 |
| 1986 | (55-14-0) | 69 | 579.0 | 10 | 5 | 17 | 511 | 303 | 245 | 291 | 541 | .236 | 3.81 |
| 1987 | (49-19-0) | 68 | 577.1 | 13 | 8 | 14 | 502 | 266 | 197 | 223 | 552 | .235 | 3.07 |
| 1988 | (39-21-0) | 60 | 497.2 | 20 | 1 | 11 | 437 | 262 | 199 | 292 | 519 | .236 | 3.60 |
| 1989 | (55-17-0) | 72 | 629.0 | 10 | 5 | 20 | 546 | 326 | 254 | 278 | 655 | .231 | 3.63 |
| 1990 | (54-19-0) | 73 | 630.1 | 13 | 5 | 12 | 631 | 324 | 264 | 249 | 555 | .258 | 3.77 |
| 1991 | (55-18-0) | 73 | 621.0 | 5 | 6 | 19 | 613 | 330 | 253 | 259 | 626 | .255 | 3.67 |
| 1992 | (50-16-0) | 66 | 574.2 | 9 | 3 | 12 | 508 | 261 | 222 | 185 | 518 | .238 | 3.48 |
| 1993 | (53-17-1) | 71 | 620.0 | 15 | 7 | 7 | 586 | 318 | 257 | 246 | 511 | .249 | 3.73 |
| 1994 | (46-20-0) | 66 | 589.2 | 6 | 1 | 13 | 567 | 356 | 295 | 274 | 520 | .253 | 4.50 |
| 1995 | (47-18-0) | 65 | 579.0 | 9 | 4 | 10 | 517 | 323 | 261 | 245 | 623 | .239 | 4.06 |
| 1996 | (52-15-0) | 67 | 601.0 | 8 | 10 | 13 | 549 | 283 | 226 | 233 | 635 | .241 | 3.38 |
| 1997 | (57-13-0) | 70 | 621.0 | 7 | 3 | 13 | 653 | 380 | 319 | 206 | 682 | .266 | 4.62 |
| 1998 | (48-19-0) | 67 | 588.1 | 5 | 4 | 14 | 613 | 365 | 287 | 232 | 646 | .265 | 4.39 |
| 1999 | (41-24-1) | 66 | 580.0 | 8 | 2 | 12 | 651 | 402 | 329 | 212 | 591 | .281 | 5.11 |
| 2000 | (52-17-0) | 69 | 619.2 | 4 | 6 | 16 | 661 | 375 | 305 | 241 | 574 | .272 | 4.43 |
| 2001 | (44-22-1) | 67 | 595.2 | 6 | 2 | 12 | 640 | 388 | 314 | 279 | 446 | .274 | 4.74 |
| 2002 | (44-22) | 66 | 589.2 | 14 | 5 | 7 | 621 | 309 | 224 | 179 | 472 | .271 | 3.42 |
| 2003 | (45-22-1) | 68 | 602.2 | 7 | 3 | 12 | 614 | 330 | 283 | 194 | 515 | .264 | 4.23 |
| 2004 | (46-19) | 65 | 581.1 | 8 | 4 | 7 | 624 | 293 | 237 | 163 | 401 | .274 | 3.67 |
| 2005 | (40-22) | 62 | 557.0 | 8 | 3 | 14 | 566 | 296 | 239 | 176 | 428 | .264 | 3.86 |
| 2006 | (35-24) | 59 | 521.2 | 2 | 4 | 13 | 581 | 334 | 292 | 208 | 426 | .282 | 5.04 |
| 2007 | (29-26-1) | 56 | 492.2 | 2 | 0 | 15 | 583 | 330 | 279 | 169 | 421 | .294 | 5.10 |
| 2008 | (49-19-1) | 69 | 626.1 | 2 | 3 | 16 | 638 | 340 | 286 | 201 | 554 | .266 | 4.11 |
| 2009 | (56-17) | 73 | 644.1 | 3 | 4 | 22 | 631 | 319 | 288 | 186 | 679 | .257 | 4.02 |
| 2010 | (41-22) | 63 | 568.0 | 1 | 1 | 17 | 626 | 379 | 351 | 227 | 472 | .282 | 5.56 |
| 2011 | (36-20) | 56 | 490.0 | 3 | 4 | 9 | 459 | 252 | 225 | 166 | 396 | .248 | 4.13 |
| 2012 | (47-18) | 65 | 592.0 | 2 | 7 | 13 | 547 | 242 | 214 | 160 | 573 | .246 | 3.25 |

Paul Mainieri and the 2009 National Champions met with Vice President Joe Biden in the White House when the team toured Washington, D.C. on September 30, 2009.

SIX

NCAA Championships won by the LSU Tigers

1991, 1993, 1996, 1997, 2000, 2009

LSU is one of only three schools to win six national titles in the 66-year history of the CWS. The other schools are Southern California (12 titles) and Texas (6).

LSU has claimed its six CWS titles in the past 22 years. Southern Cal has one national title in the past 34 years; Texas has won three CWS titles in the past 30 seasons.

15

Southeastern Conference championships claimed by LSU, including an unprecedented four in a row from 1990-93

1939, 1943, 1946, 1961, 1975, 1986, 1990, 1991, 1992, 1993, 1996, 1997, 2003, 2009, 2012



Paul Mainieri Leads LSU to 2009 National Title

Paul Mainieri, in just his third season at LSU, directed the 2009 Tigers to the College World Series title, posting a 56-17 overall record, including a 10-1 mark in NCAA Tournament competition.

Mainieri earned 2009 National Coach of the Year recognition from Collegiate Baseball, Baseball America, Rivals.com and the American Baseball Coaches Association.

The Tigers defeated Texas in the CWS Championship Finals to win the national title, LSU's sixth CWS championship and its first since 2000. Mainieri also guided his squad to the 2009 Southeastern Conference regular-season and tournament titles.

LSU played host to the NCAA Baton Rouge Regional, where the Tigers defeated Southern, Baylor and Minnesota to set up a Super Regional matchup versus Rice in Alex Box Stadium. LSU swept two games from the Owls, earning a berth to the CWS for the second straight season and for the 15th time in school history.

The Tigers defeated Virginia in their CWS opener and recorded two wins over Arkansas to advance to the CWS Championship Finals versus Texas. Trailing 6-4 in the ninth inning of Game 1, the Tigers staged a dramatic two-run rally and eventually prevailed, 7-6, in 11 innings. The Longhorns posted a 5-1 win in Game 2; however, LSU overwhelmed UT, 11-4, in the deciding game to claim the NCAA championship trophy.

Mainieri was named 2008 National Coach of the Year by Rivals.com after guiding the Tigers to the College World Series in just his second season at the helm of the program.

The Tigers finished the season ranked sixth in the nation by Collegiate Baseball, Baseball America and ESPN/USA Today. LSU (49-19-1), picked to finish fifth in the SEC Western Division in the '08 preseason coaches' poll, won 26 of its final 29 games, including a conference-record 23-game win streak that saw LSU claim the SEC Western Division title, the SEC Tournament championship and the NCAA Baton Rouge

Regional championship.

LSU's 23-game surge ended with a loss to UC Irvine in Game 1 of the NCAA Baton Rouge Super Regional, but the Tigers won the next two games over the Anteaters to advance to the College World Series for the 14th time in school history and for the first time since 2004.


LSU placed fifth in Omaha with a 1-2 record, marking the Tigers' first Top 5 CWS finish since the 2000 squad claimed the national title.

Mainieri, a Miami, Fla. native, has 1,122 career victories, as he directed the baseball programs at St. Thomas University (1983-88), Air Force (1989-94) and Notre Dame (1995-2006) prior to arriving at LSU in June 2006. Mainieri's overall head coaching record is 1122-614-7 (.646) in 30 collegiate seasons, and he has a 258-122-2 (.678) mark in six seasons at LSU. He is the Tigers' second-winningest coach, trailing only Skip Bertman (870-330-3 from 1984-2001).

The Skip Bertman Era (1984-2001)

Skip Bertman is LSU's all-time winningest coach, as he compiled an 870-330-3 (.724) record in 18 seasons (1984-2001). Bertman, the National Coach of the Year in 1986, 1991, 1993, 1996, 1997 and 2000, and the 1996 United States Olympic head coach, guided the Tigers to five national championships (1991, 1993, 1996, 1997, 2000) and 11 College World Series appearances (1986, '87, '89, '90, '91, '93, '94, '96, '97, '98, '00). Under Bertman, LSU finished in the Top 7 in the national polls in 12 of his final 16 seasons.

Bertman was a member of the inaugural class of the College Baseball Hall of Fame that was inducted in July 2006. He is one of only three coaches to have won five College World Series titles. Southern Cal's Rod Dedeaux won 10 CWS crowns from 1958-78, and Augie Garrido has captured five championships with two schools (Cal State Fullerton, 1979, '84, '95; Texas, 2002, '05).



Skip Bertman (right) accepts the 1997 Louisville Slugger national championship trophy with LSU President Dr. William Jenkins.

National Titles Under Bertman (1991, 1993, 1996, 1997, 2000)

In 1991, Skip Bertman led LSU to its first national championship with a record-setting performance at the CWS. The Tigers defeated Wichita State, 6-3, in the title game and established Series marks for home runs (nine), runs per game (12), slugging percentage (.603) and fielding percentage (.993).

The '91 Tigers became the first team since Miami (Fla.) in 1982 to win the national championship without a loss in the NCAA Tournament -- LSU was undefeated in the NCAA South Regional (4-0) and in the CWS (4-0)

In 1993, LSU won its second NCAA title in three years with an 8-0 victory over Wichita State in the CWS final. The 1993 Tigers also captured the Southeastern Conference title, as LSU became the first SEC school to win the league championship in four consecutive seasons (1990-93).

The '93 squad, in the 100th anniversary season of LSU Baseball, began the year ranked

No. 1 in the preseason polls. A century of baseball excellence was culminated as the Tigers claimed the CWS crown, posting a final record of 53-17-1.

LSU claimed its third national championship of the 1990s in 1996 when second baseman Warren Morris belted a two-run homer in the bottom of the ninth inning to lift the Tigers to a thrilling 9-8 College World Series title game win over Miami (Fla.). The '96 Tigers were one of the most prolific offensive teams in Southeastern Conference history, establishing league records for home runs (131), runs scored (648), RBI (549) and total bases (1,331).

LSU won its fourth NCAA title in June, 1997, as the Tigers overwhelmed Alabama, 13-6, in the College World Series final. LSU became the first school to win back-to-back national championships since Stanford in 1987-88. The Tigers completed the year with a 57-13 mark, setting the Southeastern Conference record for most single-season victories. The Tigers also established the NCAA record for single-season home runs, as LSU unloaded a remarkable 188 round-trippers en route to the national championship. LSU joined Southern California (six titles in the 1970s) as the only schools to win four CWS crowns in one decade.

Bertman directed LSU to its fifth national title in 2000, as the Tigers recorded a 52-17 mark, including a perfect 13-0 post-season record. LSU won the SEC Tournament with four straight wins, and the Tigers raced to a 9-0 mark in the NCAA Tournament. The Tigers captured the national title with a thrilling 6-5 win over Stanford in the CWS championship game, as LSU scored four runs in the last two innings to overcome a 5-2 deficit. Catcher Brad Cresse's RBI single in the bottom of the ninth inning drove home shortstop Ryan Theriot with the winning run.

The 2000 squad was Bertman's most productive offensive team, setting a school record for team batting average with a .340 mark. The Tigers also

Warren Morris' two-out ninth-inning home run to defeat Miami in the 1996 College World Series title game was named the "Showstopper of the Year" at the ESPY Awards.

163,391
472,391

LSU's total attendance figure in Alex Box Stadium during the 2012 season. LSU ranked first in the nation in attendance for the 17th straight year.



The 1975 Tigers earned LSU's first NCAA Tournament berth.

.722

LSU has the nation's highest all-time NCAA Tournament winning percentage (127-49, .722) and the third-highest all-time College World Series winning percentage (35-20, .636).

188

Home runs by the Tigers in their 1997 National Championship season

The total established an NCAA record, shattering the previous mark of 161 set in 1988 by Brigham Young. LSU hit at least one home run in all 70 of its 1997 games.

established Southeastern Conference records for hits (864) and doubles (194). For the fifth time, Bertman was voted National Coach of the Year by Collegiate Baseball magazine.

**LSU's Other College World Series Teams
1986, 1987, 1989, 1990, 1994,
1998, 2003, 2004, 2008**

The Tigers' 15 CWS appearances have come since 1986 – LSU is one of only 10 schools to have made at least 15 CWS trips since the Series began in 1947. The Tigers have the third-highest all-time CWS winning percentage (minimum 20 games). LSU has a 35-20 (.636) CWS mark, trailing only Southern California (74-26, .740) and Minnesota (17-7, .708).

LSU has the highest all-time NCAA Tournament winning percentage (.722) with a 127-49 record. The Tigers have a 35-9 record in championship

rounds of NCAA post-season play.

LSU made its first CWS appearance in 1986, when the Tigers finished fifth with a 1-2 record. LSU lost its CWS debut, 4-3, to Loyola-Marymount before rebounding with its first Series win, an 8-4 triumph over Maine. The Tigers were then eliminated by defending CWS champion Miami (Fla.), 4-3.

LSU returned to Omaha in 1987, marking the first time a Southeastern Conference team made back-to-back CWS appearances. The Tigers placed fourth in '87 with a 2-2 mark, as LSU was eliminated when Stanford's Paul Carey sent a Ben McDonald pitch over the left-field wall with the bases loaded in the 10th inning to give the Cardinal a 6-5 win.

In 1989, after an incredible two-game sweep of top-ranked Texas A&M – the Aggies entered the regional final round with a 58-5 record – in the NCAA Central Regional at College Station, Texas, LSU joined the CWS field, placing in a tie for third with a 2-2 record.

In 1990, the Tigers again emerged from an NCAA regional tournament losers' bracket to earn a CWS berth, as LSU captured the South I Regional at Baton Rouge with two scintillating one-run wins over Southern California. LSU finished in a tie for third at the '90 CWS, recording a 2-2 mark in the summer classic.

In 1994, LSU became the first defending national champion to return to the CWS since Stanford accomplished the feat in 1988. The Tigers earned the CWS berth with four straight wins in the NCAA South Regional at Baton Rouge, including a thrilling 12-10 triumph over Southern California in the regional final. However, for the first time in its CWS history, LSU went "two-and-out" in Omaha, as the Tigers dropped consecutive decisions to Florida State and Cal State-Fullerton.

The 1998 LSU squad earned the Tigers' seventh CWS berth of the '90s. LSU defeated Southern California (12-10) and Mississippi State (10-8) in its first two CWS games, increasing the Tigers' Series winning streak to 10 games over three years. However, LSU suffered back-to-back losses to Southern Cal (5-4 and 7-3), and the



Eddy Furniss claimed the 1998 Dick Howser Award as college baseball's most outstanding player.

Trojans advanced to the national championship game, where they defeated Arizona State.

LSU's 2003 SEC Championship club earned the school's first CWS trip since 2000. The Tigers played host to an NCAA Regional for the 14th straight year, as the Tigers won the tournament with a thrilling 9-8, 11-inning victory over North Carolina-Wilmington in the final game. LSU then entertained Baylor in NCAA Super Regional play, defeating the Bears in two of three games to advance to the CWS. LSU failed to win a game in Omaha as the Tigers were defeated by Cal State Fullerton (8-2) and South Carolina (11-10).

LSU played host in 2004 to an NCAA Regional for the 15th straight season, winning the tournament with consecutive victories over Army, Southern Mississippi and College of Charleston. The Tigers then played host to an NCAA Super Regional for the third time in five years, defeating Texas A&M in a best two-of-three series to earn a berth in the CWS. LSU was eliminated from the CWS in two games, as the Tigers dropped decisions to Miami (Fla.) and South Carolina.

The 2008 Tigers' route to the CWS included an incredible SEC-record 23-game win streak from April 22-June 1. With four weeks remaining in the regular season, LSU was 23-16-1 overall and in 11th place in the overall league standings with a 6-11-1 SEC record; However, the win streak saw LSU claim the SEC Western Division title, the SEC Tournament championship and the NCAA Baton Rouge Regional championship.

LSU's 23-game surge ended with a loss to UC Irvine in Game 1 of the NCAA Baton Rouge Super Regional, but the Tigers won the next two games over the Anteaters to advance to the College World Series for the 14th time in school history and for the first time since 2004. LSU placed fifth in Omaha with a 1-2 record, marking the Tigers' first Top 5 CWS finish since the 2000 squad claimed the national title. The Tigers



Ben McDonald received the 1989 Golden Spikes Award as the nation's best amateur baseball player.



finished with a 49-19-1 overall mark, winning 26 of their final 29 games.

SEC Championships

1939, 1943, 1946, 1961, 1975, 1986, 1990, 1991, 1992, 1993, 1996, 1997, 2003, 2009, 2012

LSU captured its 15th Southeastern Conference title in 2012, surpassing Alabama for the most championships in league history. LSU won six SEC championships in the 1990s, (1990-91-92-93-96-97) including an unprecedented four in a row from 1990-93. The Tigers' other SEC titles came in 1939, '43, '46, '61, '75, '86, 2003 and 2009.

LSU has finished either first or second in the overall conference standings in 15 of the past 24 years. LSU has also won nine SEC Tournament crowns (1986, '90, '92, '93, '94, 2000, 2008, 2009, 2010).

In 1993, LSU became the only school in Southeastern Conference history to win four straight league titles. The '93 Tigers, who registered an 18-8-1 SEC mark, clinched the overall championship by winning the SEC Western Division Tournament title in Alex Box Stadium. LSU defeated Mississippi State, 7-3, in the final game after battling out of the tournament losers' bracket.

Individual Honors

Former LSU pitcher Ben McDonald, a right-hander from Denham Springs, La., capped a magnificent 1989 season by receiving the Golden Spikes Award, given by the United States Baseball Federation to the nation's most outstanding amateur player.

McDonald, who set an LSU career mark with 373 Ks, established Southeastern Conference

Ray Wright's brilliant catch prevented a Stanford home run in the 2000 College World Series championship game.

20

The Tigers have played host to an NCAA Regional 20 times since 1986, including 19 of the past 23 seasons.

LSU has a 69-14 (.831) mark in NCAA Regional games at home and an 11-5 (.688) record in NCAA Super Regional home contests.

LSU has an 92-29 (.760) overall mark in NCAA Regional and Super Regional contests (80-19 in regionals, 12-10 in super regionals).

LSU first qualified for NCAA regional play in 1975, when the Tigers posted a 1-2 mark at the South Regional in Starkville, Miss.

Lyle Mouton (21), catcher Gary Hymel (right) and the Tigers won LSU's first NCAA championship in 1991 with a victory over Wichita State in the CWS.

35

The Tigers have won more College World Series games (35) than any other SEC school.

South Carolina is second among league schools with 32 CWS triumphs. LSU has the most CWS appearances (15) among SEC squads; South Carolina is second with 11 all-time CWS berths.

The 1997 Tigers produced an SEC-record 57 wins en route to the CWS title.



standards for single-season strikeouts (202), innings pitched (152.1) and consecutive scoreless innings (44.2). A two-time All-American and a 1988 Olympic gold medalist, he finished his LSU career with a 29-14 record and a 3.24 ERA. He was inducted into the College Baseball Hall of Fame at Lubbock, Texas in July 2008.

Lloyd Peever, a right-handed pitcher from Stonewall, Okla., was named the 1992 National Player of the Year by Collegiate Baseball magazine. Peever, one of nine finalists for the 1992 Golden Spikes Award, was named first-team All-America by Collegiate Baseball, Baseball America and the American Baseball Coaches Association. Peever, a 2011 inductee into the LSU Athletic Hall of Fame, finished the season with a 14-0 record and a 1.98 ERA in 104.2 innings, and he became the first SEC pitcher to post 14 straight wins in one year.

LSU first baseman Eddy Furniss culminated a sterling four-year career by receiving the 1998 Dick Howser Trophy as college baseball's most outstanding player. Furniss, a 2007 inductee into the LSU Athletic Hall of Fame and a 2010 inductee into the College Baseball Hall of Fame, finished his career as the SEC's all-time leader in hits (352), home runs (80), RBI (308), doubles, (87) and total bases (689). In NCAA annals, Furniss finished his career No. 3 all-time in total bases, No. 4 in home runs and doubles, and No. 5 in RBI. The Nacogdoches, Texas, native -- who posted a .371 lifetime batting average -- hit .403 in 1998 with 27 doubles, three triples, 28 homers, 85 runs and 76 RBI.

Todd Walker was voted in 1996 as the second baseman on the College World Series All-Time Team by the readers of the Omaha World-Herald. Walker, a 2009 inductee into the College Baseball





Aaron Hill, the 2003 SEC Player of the Year, was named to the 2009 American League All-Star team as a member of the Toronto Blue Jays.


Hill, a member of the LSU Athletic Hall of Fame, completed a brilliant three-year LSU career in 1994 as he became the SEC's all-time leader in hits (310), runs (234), RBI (246) and total bases (557). Walker, a native of Bossier City, La., was a 1994 finalist for the Golden Spikes Award and the Smith Award, as he batted .393 with 18 homers and 68 RBI. A consensus '94 All-American, he was also named the Most Outstanding Player of the NCAA South Regional, and he was selected to the College World Series All-Tournament team. Walker finished his career as LSU's all-time leader in hits, runs, RBI, total bases, home runs (52), doubles (61), triples (15) and batting average (.396). He was inducted into the LSU Athletic Hall of Fame in 2006.

International Baseball

LSU has established an outstanding international reputation with representatives on U.S. Olympic squads in 1988, 1992, 1996 and 2000. Skip Bertman served as the head coach of the United States Olympic team in 1996, directing the Americans to the bronze medal in Atlanta. As the USA Baseball head coach for two summers (1995 and '96), Bertman guided the U.S. to an incredible 71-11 record (.866 winning percentage), culminating his tenure with a victory over Nicaragua for the 1996 Olympic bronze medal.

In 1995, Bertman led the United States to an unprecedented four-game sweep of Cuba, the reigning World and Olympic champion, and the squad ended its summer tour on a 21-game win streak, the longest in the history of USA Baseball. The '96 U.S. team added to the streak by winning its first 18 games before dropping a 5-1 decision to Cuba on June 29.

LSU second baseman Warren Morris and shortstop Jason Williams were two of the '96



Todd Walker (right), pictured with former LSU coach Skip Bertman, was inducted into the College Baseball Hall of Fame in July 2009.

Olympic team's brightest stars as the starting middle infielders. Morris was the Americans' leading hitter in the Olympics, batting .409 in nine games with five homers, one double, 11 RBI and 10 runs. Williams batted .367 in the Olympics with three homers, nine RBI and 10 runs.

Bertman also served as the pitching coach



62

Sixty-two former LSU players have played major league baseball, including 48 big-leaguers (27 pitchers, 21 position players) since 1987. The former Tigers include MLB All-Stars Albert Belle, Paul Byrd, Brian Wilson, Aaron Hill and Brad Hawpe.

Former LSU star Brad Hawpe helped lead the Colorado Rockies to the 2007 National League pennant.



The New Alex Box Stadium opened in 2009 and attracted an NCAA-record 403,056 fans to 42 home games.

USA


LSU has established an outstanding international reputation with representatives on U.S. Olympic squads:

Ben McDonald - 1988
 Rick Greene - 1992
 Skip Bertman - 1988, 1996
 Warren Morris - 1996
 Jason Williams - 1996
 Kurt Ainsworth - 2000

LSU's Kurt Ainsworth pitched the United States to wins over Holland and Australia en route to the 2000 gold medal in Sydney.

of the 1988 U.S. Olympic team which captured a gold medal in Seoul. The '88 squad featured LSU pitcher Ben McDonald, who posted two Olympic victories. LSU pitcher Rick Greene was a member of the '92 Olympic team which competed in Barcelona, but fell short of earning a medal. LSU pitcher Kurt Ainsworth helped lead the U.S. to the gold medal at the 2000 Olympics in Sydney. Ainsworth pitched the Americans to wins over Holland and Australia en route to the Olympic title.

Most recently, LSU catcher Micah Gibbs was the starting catcher for the 2008 United States National Team that won a gold medal at World



Championships in the Czech Republic. Gibbs hit .264 (19-for-72) for the U.S. with three doubles, two homers and 17 RBI in 23 games.

Attendance

LSU led the nation in total attendance for the 17th straight year in 2012, as the Tigers drew 472,391 fans in the fourth season of the New Alex Box Stadium.

Over six million fans have seen LSU baseball over the past 29 seasons. A total of 6,221,586 patrons have experienced "Baseball at the Box" during that period.

Innovative promotional schemes, record-breaking crowds and increasing revenues characterize LSU's baseball program. In 1983, the year before Skip Bertman's arrival as head coach, LSU drew only 10,002 fans for 22 dates at Alex Box Stadium, an average of 454 per game.

Academic Excellence

LSU's steadfast emphasis on academics has produced exceptional results. Student-athletes who leave the university early to play professional baseball often return at a later time to earn their degrees. For example, pitcher Clay Parker, who completed his athletic eligibility in 1984, received his LSU degree in 1995 after enjoying a lengthy major league career. Former MLB second baseman Todd Walker, who signed a pro contract in 1994, received a business degree from LSU in the fall of 1998.

Former LSU first baseman Eddy Furniss was named a 1997 first-team Academic all-American by GTE-CoSIDA, and he received second-team Academic all-America recognition in 1996 and 1998. Other Academic all-America selections include pitcher Chris Demouy (third-team, 1996), second baseman Warren Morris (first-team, 1995) and catcher Tim Lanier (third-team, 1994).



Third baseman Wally Pontiff was a member of the 2002 GTE/CoSIDA District VI Academic all-America team, and pitcher Kurt Ainsworth earned District VI recognition in 1999.

Left-handed pitcher Jason Determann was named the 2005 SEC Baseball Scholar-Athlete of the Year with a 3.781 GPA in biology. He was also voted to the ESPN The Magazine second-team Academic All-America squad. Determann received his undergraduate degree in May 2005, and he was accepted to the LSU Medical School.

Right-handed pitcher Jordan Faircloth received the 2005 SEC Community Service Post-Graduate Scholarship, and he was named to the SEC Good Works Team. Faircloth, who received his LSU degree in political science with a 3.383 GPA, was a volunteer speaker to children at local schools, served food at homeless shelters and was active

in Habitat for Humanity, building homes for needy families. He was a member of the 2005 SEC Academic Honor Roll and a five-time member of the LSU Dean's List.

The 2008 LSU squad established a school record when 14 players were named to the SEC Academic Honor Roll, and the Tigers also recorded a perfect 1,000 Academic Progress Rate for the 2007-08 academic year. The '08 team posted a cumulative 2.89 grade-point average during the spring semester, the highest mark in program history. For the entire 2007-08 academic year, the team posted a 2.83 GPA, another milestone for the program.

Six Tigers received their degrees in May 2009 when the squad held an impromptu graduation ceremony at the team hotel in Starkville, Miss. during the LSU-Mississippi State series. Pictured are (l-r): pitcher Kyle Beerbohm, pitcher Ryan Byrd, pitcher Louis Coleman, coach Paul Mainieri, academic counselor Becca Hubbard, pitcher Nolan Cain, outfielder Nicholas Pontiff and equipment manager Matthew Montgomery.

56

Fifty-six LSU players have earned SEC Academic Honor Roll recognition over the past five seasons, including a school-record 14 players in 2008. The 2012 Tigers produced 11 SEC Academic Honor Roll representatives.

The 2008 Tigers advanced to the CWS and set a school record with 14 SEC Academic Honor Roll members.



ALEX BOX STADIUM

THE FUTURE OF COLLEGE BASEBALL



A First Class Home for a Great Legacy

The Alex Box Stadium experience is a unique one, created by the greatest and most loyal fans in all of college baseball, combined with an enduring legacy of championships.

In February 2009, the LSU Baseball program moved into a new home, and all of the traditions, memories and excitement that make Tiger baseball truly special live on in the New Alex Box Stadium.

From LSU's first SEC title team in '39, to Bruce Baudier's perfect game, to Rich Cordani's game-winning home run against Southern Cal, to the regional championship victory laps of the 1990s, the original Alex Box Stadium was home from 1938-2008 to some of the greatest moments in all of

college baseball history.

Now the LSU baseball legacy has moved 200 yards to the south into a state-of-the-art facility, designed to provide the resources necessary to sustain LSU's tradition of excellence while also accommodating in comfort the record-setting crowds that set Tiger Baseball apart from the rest of America.

In the New Box, the Tiger baseball team enjoys nearly 10,000 square-feet of locker and meeting room space, new batting cages and all the amenities necessary to field a consistent winner.

A 21st Century home has opened for a grand old tradition ... LSU Baseball at Alex Box Stadium.

Stadium Information

| | |
|-------------------------|---------------|
| Seating Capacity | 10,326 |
| Playing Field Distances | |
| Foul Lines | 330 ft. |
| Power Alleys | 365 ft. |
| Center | 405 ft. |
| Height of Fence | 10 ft. |
| Height of Batters' Eye | 40 ft. |
| Playing Surface | natural grass |

Ground Level

- ▶ National Championship Plaza
- ▶ Ticket Office
- ▶ Club Lounge
- ▶ LSU Locker Room and Squad Room
- ▶ Umpires Locker Room
- ▶ Batting Cages
- ▶ LSU SportShop
- ▶ Two Picnic / Play Areas

Second Level

- ▶ Concourse
- ▶ Concession Stands
- ▶ LSU SportShop
- ▶ LSU Fan Zone

Third Level

- ▶ Press Box
- ▶ Suites

Ballpark Comparisons

| | OLD ALEX BOX | NEW ALEX BOX |
|------------------|---------------|---------------|
| SEATING | | |
| Total Seats | 7,760 | 10,326 |
| Grandstand | 3,238 | 4,054 |
| Bleachers | 4,522 | 6,272 |
| AMENITIES | | |
| Restrooms | 2,000 sq. ft. | 9,274 sq. ft. |
| Concessions | 2,200 sq. ft. | 5,000 sq. ft. |
| No. of Suites | 0 | 27 |
| Club Lounge | 0 sq. ft. | 1,800 sq. ft. |
| Team Area | 3,000 sq. ft. | 9,380 sq. ft. |
| Press Area | 250 sq. ft. | 2,000 sq. ft. |

Enhanced ADA (Americans with Disabilities Act) accessibility and seating throughout new facility.

Alex Box Stadium was ranked No. 85 in the listing of the world's top 100 sports venues by Business Insider.com. The Stadium was rated ahead of seven Major League ball parks on the list. The venue was also No. 70 in a listing of the top 101 stadium experiences compiled by Stadium Journey magazine.



Players' Lounge



Team Meeting Room



The LSU locker room has a Major League appearance.

ALEX BOX STADIUM



The original Alex Box Stadium, home of the LSU Fighting Tigers from 1938-2008, has a storied history which spans several decades. The 2008 season was the last for the Tigers in the 70-year-old facility, as LSU moved into the New Alex Box Stadium in 2009.

Alex Box Stadium Testimonials

"We tried to prepare our players for coming here, but I don't think you can prepare anybody for this, until you get here. This - and I mean this in a complimentary way - is a very, very special place; a very unique place ... There are lots of places where there's great baseball played and there's great support and they get behind their teams. But there is nothing like this. This is in first place and everything else is a distant second place."

- UC Irvine coach Mike Gillespie after the 2008 NCAA Super Regional in Alex Box Stadium

"I want to commend what I truly believe may be the premier crowd in all of college baseball . . . that is a special, special crowd out there. I want to say that the way the fans have responded all weekend to just excellence and outstanding play leads me to believe that they truly do appreciate the difficulty of playing this game. I'm glad to have our players play in front of a crowd that I truly believe appreciated their performance."

- Baylor Coach Steve Smith after the 2003 NCAA Super Regional in Alex Box Stadium



LSU has finished first in the nation in total attendance for 17 straight seasons. In 2012, the Tigers drew 472,391 fans in the fourth season of the New Alex Box Stadium.

LSU has been among the nation's attendance leaders for the past 22 seasons, finishing No. 5 in 1991, No. 6 in 1992, No. 4 in 1993, No. 3 in 1994 and 1995, and No. 1 from 1996-2012.

Over the past 29 seasons, the Tigers have attracted over six million fans to their home stadium. A total of 6,221,586 patrons have watched the Tigers play at "The Box" from 1984 to 2012.

The original Alex Box Stadium was recognized both for its old-fashioned charm and for its modern renovations. Beginning in 1985, it was the site of four SEC tournaments, 18 NCAA regional tournaments, four NCAA super regional series and one ABCA Hall of Fame tournament.

Originally a 2,500-seat facility, the concrete and steel grandstand of the original Alex Box Stadium was completed in 1938. Funding came from the Works Progress Administration, a federally sponsored agency which constructed public athletic facilities, among other such projects.

In its first two years, Alex Box Stadium was the site of spring training for the New York Giants. Such legendary baseball figures as Mel Ott, Carl Hubbell, Bill Terry and Dick Bartell trained at "The Box."



The "Intimidator" billboard depicting LSU's NCAA titles was unveiled in the original Alex Box Stadium prior to the '97 season. The most recent version of the "Intimidator" was installed in the New Alex Box Stadium prior to the 2010 season.

20

LSU has hosted 20 NCAA Regional Tournaments in its home stadium. The first was in 1986, and LSU has played host to 19 regionals in a 23-season span (1990-2012).

6

NCAA Super Regional Series at Alex Box Stadium: 2000, 2003, 2004, 2008, 2009, 2012

17

Last season, the Tigers drew 472,391 fans to Alex Box Stadium as LSU finished first in the nation in total attendance for the 17th straight year.

.786

LSU has a .786 winning percentage at home since 1984. The Tigers are 858-232-4 during that span in their home ball park.

LSU Record in Alex Box (1984-2012)

| YEAR | GAMES | W-L-T | PCT. |
|---------------|-------------|------------------|-------------|
| 1984 | 31 | 23-8 | .742 |
| 1985 | 34 | 31-3 | .912 |
| 1986 | 43 | 38-5 | .884 |
| 1987 | 35 | 30-5 | .857 |
| 1988 | 33 | 27-6 | .818 |
| 1989 | 36 | 31-5 | .861 |
| 1990 | 37 | 32-5 | .865 |
| 1991 | 43 | 33-10 | .767 |
| 1992 | 38 | 30-8 | .789 |
| 1993 | 43 | 34-8-1 | .802 |
| 1994 | 35 | 28-7 | .800 |
| 1995 | 36 | 28-8 | .777 |
| 1996 | 39 | 32-7 | .821 |
| 1997 | 40 | 36-4 | .900 |
| 1998 | 35 | 32-3 | .914 |
| 1999 | 38 | 27-11 | .711 |
| 2000 | 39 | 28-11 | .718 |
| 2001 | 37 | 27-10 | .730 |
| 2002 | 36 | 28-8 | .778 |
| 2003 | 39 | 30-8-1 | .782 |
| 2004 | 36 | 27-9 | .750 |
| 2005 | 36 | 23-13 | .639 |
| 2006 | 37 | 25-12 | .676 |
| 2007 | 35 | 20-14-1 | .586 |
| 2008 | 42 | 32-9-1 | .774 |
| 2009* | 42 | 33-9 | .786 |
| 2010* | 38 | 30-8 | .789 |
| 2011* | 37 | 28-9 | .757 |
| 2012* | 44 | 35-9 | .795 |
| Totals | 1094 | 858-232-4 | .786 |

* - New Alex Box Stadium

Attendance in Alex Box (1984-2012)

| YEAR | DATES | TOTAL ATT. | AVG. |
|---------------|--------------|------------------|--------------|
| 1984 | 24 | 22,021 | 918 |
| 1985 | 25 | 40,746 | 1,630 |
| 1986 | 34 | 81,075 | 2,385 |
| 1987 | 27 | 46,084 | 1,707 |
| 1988 | 27 | 46,831 | 1,734 |
| 1989 | 33 | 65,781 | 1,993 |
| 1990 | 30 | 78,616 | 2,621 |
| 1991 | 37 | 113,832 | 3,077 |
| 1992 | 34 | 114,937 | 3,381 |
| 1993 | 39 | 137,306 | 3,521 |
| 1994 | 33 | 143,595 | 4,351 |
| 1995 | 36 | 148,995 | 4,139 |
| 1996 | 39 | 226,805 | 5,816 |
| 1997 | 39 | 252,864 | 6,484 |
| 1998 | 35 | 232,597 | 6,645 |
| 1999 | 38 | 271,888 | 7,154 |
| 2000 | 39 | 286,874 | 7,355 |
| 2001 | 37 | 276,622 | 7,476 |
| 2002 | 36 | 271,179 | 7,532 |
| 2003 | 39 | 291,676 | 7,478 |
| 2004 | 36 | 284,328 | 7,898 |
| 2005 | 36 | 270,300 | 7,508 |
| 2006 | 37 | 270,341 | 7,306 |
| 2007 | 35 | 256,537 | 7,329 |
| 2008 | 42 | 318,798 | 7,590 |
| 2009* | 42 | 403,056 | 9,596 |
| 2010* | 38 | 404,916 | 10,655 |
| 2011* | 37 | 390,595 | 10,557 |
| 2012* | 44 | 472,391 | 10,736 |
| Totals | 1,028 | 6,221,586 | 6,052 |

* - New Alex Box Stadium

2012 Attendance Leaders (17th Straight Season at No. 1)

- 1. LSU** 472,391
- South Carolina 295,389
- Arkansas 269,433
- Ole Miss 239,099
- Mississippi State 202,340

Tournaments Hosted

NCAA Regional Tournaments (20)
1986, 1990, 1991, 1992, 1993, 1994, 1995, 1996, 1997, 1998, 1999, 2000, 2001, 2002, 2003, 2004, 2005, 2008, 2009, 2012

NCAA Super Regional Series (6)
2000, 2003, 2004, 2008, 2009, 2012

SEC Tournaments (4)
1985, 1986, 1991, 1993

ABCA Hall of Fame Tournament (1)
1991

Top 10 New Alex Box Stadium Attendance Figures (Paid Attendance)

| ATTENDANCE | OPPONENT | DATE | SCORE |
|------------|-------------------|---------|-----------|
| 1. 12,313 | Alabama | 4/17/10 | LSU, 9-7 |
| 2. 12,076 | Florida | 3/18/11 | UF, 5-4 |
| 3. 12,070 | Wake Forest | 2/18/11 | LSU, 15-4 |
| 4. 11,976 | Stony Brook | 6/10/12 | SB, 7-2 |
| 5. 11,803 | Cal St. Fullerton | 3/12/11 | LSU, 7-6 |
| 6. 11,738 | Cal St. Fullerton | 3/11/11 | LSU, 7-6 |
| 7. 11,710 | Arkansas | 3/31/12 | LSU, 2-1 |
| 8. 11,703 | Florida | 3/19/11 | UF, 1-0 |
| 9. 11,676 | Georgia | 4/28/12 | LSU, 8-4 |
| 10. 11,588 | Centenary | 2/19/10 | LSU, 5-4 |

- The largest actual attendance figure in the New Alex Box Stadium is 10,620 for Game 3 of the NCAA Super Regional matching LSU and Stony Brook on June 10, 2012.

The largest actual attendance figure in the original Alex Box Stadium was 8,173 for the NCAA Super Regional championship game versus UC Irvine on June 9, 2008. The largest paid attendance figure in the original stadium was 8,701 versus Mississippi State on May 11, 2008, the final regular-season game in stadium history.

Alex Box (1920-1943)

LSU's baseball stadium was named in 1943 for Alex Box, an outfielder for the 1942 Tiger squad. Box was killed in 1943 while fighting in North Africa during World War II.



Simeon Alexander Box was born August 5, 1920, in Quitman, Miss., and attended George S. Gardiner High School in Laurel, Miss. Box came to LSU in 1938 and majored in petroleum engineering. He played football and baseball, served as vice president of the junior class in engineering and was a member of several professional societies. He earned his petroleum engineering degree in 1942.

Box pursued his advanced ROTC studies in the engineering regiment. A handsome, popular figure on campus, he met and developed a close relationship with Earle Hubert, an attractive member of Delta Zeta sorority from Plaquemine, La. They had an understanding that she would complete her elementary education degree while he was serving in the military; then, they would later marry. Tragically, the terrors of warfare changed those plans.

After being commissioned in the U.S. Army, Box made short stops at camps in Florida and Pennsylvania and went on to England in August, 1942. He was posted to the First Infantry Division, called the "Big Red One" in North Africa. Lieutenant Box, a tank commander, displayed his heroism on November 9, 1942, when he risked his life in helping destroy six enemy machine gun nests and an artillery emplacement near Arcole, Algeria. His brave acts earned him the Distinguished Service Cross, the Army's second-highest decoration.

Only two months later, there was a fierce battle in Tunisia, and Box's tank was shredded by a German mine. He was killed instantly on February 19, 1943, at the age of 22. Brigadier General Theodore Roosevelt, wrote a letter of condolence to Box's mother, Mattie, saying "the deeds and death of your son have gone to make up the spiritual background that is this country."

Laurel, Miss., superintendent of schools R.H. Watkins eulogized Box as a "perfect example of an athlete, a Christian gentleman, a scholar and a soldier . . . His beautiful life may be compared to a great piece of music which ends on a high note."

On the LSU campus, there was a spontaneous movement that spring to commemorate his sacrifice in some tangible way. At its May 28, 1943 meeting, the LSU Board of Supervisors voted unanimously to name the baseball stadium for Box. That was considered such an unusual decision that the student newspaper, The Reveille, observed, "For the first time in the school's history, the service and memory of the military hero came to be esteemed so highly that a structure on the campus was named in his honor."

The Box family made a special presentation of Alex's personal memorabilia to LSU during the 1991 baseball season. The memorabilia, enclosed in a specially-constructed glass case, is permanently housed in the Wally Pontiff Jr. Hall of Fame.



Man of Honor

LSU's baseball stadium was named for Alex Box in 1943.

ALEX BOX STADIUM

GREAT MOMENTS



LSU Diamond – later named Alex Box Stadium – was the spring training home of the New York Giants in 1938 and 1939.

Reprinted with permission from Baseball in Baton Rouge.
Available from the publisher online at www.arcadiapublishing.com or by calling 888-313-2665.



Albert Belle and the 1986 Tigers captured an NCAA Regional title and advanced to LSU's first College World Series.



Slugger Eddy Furniss powered LSU to NCAA Regional titles in 1996, 1997 and 1998.

May 6, 1939

LSU defeats Tulane, 16-0, clinching its first SEC crown with a 10-2 conference record. The Tigers receive help from the Auburn Plainsmen, who defeated Florida, giving the Gators their second loss of the season, and eliminating them from title contention.

May 6, 1946

LSU completes a doubleheader sweep of Tulane to finish 11-3 in SEC play and win the league title. In the first outing, home runs by Joe Bill Adcock and Gene "Red" Knight help to erase a 4-1 deficit. Mel Didier singles in two runs in the seventh and LSU captures a 7-4 victory. In Game 2, home runs by Knight and Ray Coates highlight LSU's 4-3 win, as the Tigers clinch the SEC title.

May 12, 1961

LSU defeats Auburn 6-5 in the second game of a best-of-three series to win the SEC Championship. LSU trails 5-4 in the bottom of the 11th inning when the Tigers rally for two runs. Bobby Theriot provides the game-winning single and LSU captures the league crown. The paid attendance for the game was estimated to be around 2,500, making it the most attended LSU baseball game at the time.

May 5, 1967

LSU right-hander Bruce Baudier fires a seven-inning perfect game, blanking Alabama, 2-0, in the second game of a doubleheader. Baudier records eight strikeouts and needs only 72 pitches to defeat the Crimson Tide in front of 450 fans in Alex Box Stadium.

March 3, 1972

On Opening Day, LSU pitcher Randy Wiles pitches a no-hitter in the first game of a doubleheader against Rice, leading the Tigers to a 3-0 victory. Wiles pitches seven innings, recording 11 strikeouts and one walk. The no-hitter is nearly broken up with an infield hit, but is kept alive with an outstanding play by freshman shortstop Mike Miley.

May 14, 1975

LSU defeats Georgia 6-5 in the first game of a best-of-three series to determine the SEC champion. Randy Aldridge singles in the winning run in the bottom of the 10th. Paul Stefan earns the victory, pitching 8.2 innings of relief and striking out 13. LSU goes on to win the series and the SEC title with a 8-3 win over the Bulldogs in Athens.

March 14, 1979


Robert Landry pitches only the fourth no-hitter in LSU's history, defeating Southern Miss 1-0 at Alex Box Stadium. Landry strikes out seven and walks three in the seven-inning contest. Randy Olson, the Tigers' designated hitter, hits a solo home run for the lone score of the game.

May 25, 1986

Albert Belle smashes two, two-run homers in the South I Regional championship game, leading the Tigers to their first College World Series with a 7-6 win over Tulane at Alex Box Stadium. Belle was named tournament MVP for his efforts.

May 28, 1990

Rich Cordani's dramatic two-run blast in the seventh inning lifts LSU to a thrilling 7-6 South Regional championship game win over Southern California.



Skip Bertman is ejected from the game during LSU's epic 1997 NCAA Regional win over Long Beach State. Bertman was ejected only three times in his 18 seasons as LSU's head coach.

April 26, 1993

LSU defeats Tulane, 5-2, in a "Turn Back the Clock" game in Alex Box Stadium. The players wear early 20th-century replica uniforms and use wooden bats in the contest. The game celebrates the 100th anniversary of the LSU Baseball program.

May 29, 1994

LSU holds on to a 12-10 win over Southern Cal in the South Regional final. Former Trojan and current Minnesota Twins star Jacque Jones smashes three homers in defeat.

May 26, 1996

In one of the largest hit outputs in school history, LSU uses 18 runs on 13 hits in the seventh inning of the South II Regional championship game to rout Georgia Tech, 29-13. The Tigers wear new gold jerseys during the regional and throughout the 1996 College World Series.

May 25, 1997

A classic five-hour marathon comes to an end as LSU outlasts Long Beach State by scoring seven runs in the 11th inning for a 14-7 victory. One day later, the Tigers avenge their second round loss to South Alabama by sweeping the Jaguars, 14-4 and 15-4, before defending their national championship in Omaha.

May 23, 1998

LSU falls behind Cal State Fullerton, 7-0 through two innings, but Cedrick Harris' two-run double in the eighth caps a four-run inning to complete a comeback as the Tigers earn a 13-11 victory. LSU routs the Titans 14-3 the next day to reach Omaha.

May 30-31, 1999

Facing a seven-run deficit and in danger of being eliminated, LSU rallies to take a 12-10 lead it would not relinquish against East Carolina to force a second championship game. Kurt Ainsworth gets an extra day of rest thanks to rain, which forces the second contest to be moved to Monday. Ainsworth blanks the Pirates, 9-0, hurling the Tigers to a super regional matchup with SEC foe Alabama.



Skip Bertman opens the "spirit ball" prior to the first game in the New Alex Box Stadium on February 20, 2009.

June 2, 2002

LSU comes through the loser's bracket to defeat UL-Lafayette twice by identical 12-2 scores to win its seventh consecutive regional championship. The Tigers are the only regional winner of 2002 to come through the loser's bracket to win twice on the final day.

June 1, 2003

Jon Zeringue's one-out, walk-off home run in the bottom of the 11th sends LSU to the super regional round as the Tigers defeat a pesky UNC-Wilmington club, 9-8. Despite defeat, UNC-W becomes the first opposing team to make a congratulatory lap around the field following the game.

June 7-8, 2003

LSU blasts Baylor 20-5, using an 11-run sixth inning highlighted by Clay Harris' grand slam to reach its 12th College World Series. The Tigers faced elimination a day earlier after Baylor captured the first contest in the best-of-three set. Harris and Ivan Naccarata belted back-to-back homers to lead off the eighth inning to lift LSU over Baylor, 6-5, to set up the rubber match.

June 13, 2004

Lane Mestepey fires a masterful five-hit shutout in Game 2 of a Super Regional series against Texas A&M. Will Harris' ninth-inning homer clinches LSU's 4-0 triumph and sends the Tigers to the College World Series for the second straight season.

June 8-9, 2008

LSU completes its 70-year residency in Alex Box Stadium in grand fashion, overwhelming UC Irvine, 21-7, in Game 3 of the NCAA Baton Rouge Super Regional. The win vaults the Tigers into the College World Series for the 14th time since 1986. LSU explodes for six runs in the first inning on the strength of consecutive home runs by Blake Dean, Micah Gibbs and Matt Clark to roll past the Anteaters. The Tigers had faced elimination in Game 2 the day before, but LSU erupted for five runs in the ninth inning to erase a 7-4 deficit and post a 9-7 victory, setting up the Game 3 final showdown.

February 20, 2009

LSU defeats Villanova, 12-3, in the first game played in the New Alex Box Stadium. Over 9,000 fans witness the inaugural contest played in the state-of-the-art ball park. Louis Coleman, who fires the first pitch in stadium history, earns the victory with a strong outing against the Wildcats.

June 6, 2009

LSU defeats Rice, 5-3, to win the NCAA Super Regional and advance to the College World Series in the first season of the New Alex Box Stadium. A crowd of 9,651 fans watches as Louis Coleman and Matty Ott pitch the Tigers to victory. Coleman earns his 13th win and Ott picks up his 16th save as the Tigers head to Omaha for the 15th time in school annals.

June 3, 2012

LSU erases a 5-4, ninth-inning deficit and defeats Oregon State, 6-5, in 10 innings to win the NCAA Baton Rouge Regional. Alex Edward's RBI double ties the contest in the ninth, and Austin Nola scores the game-winning run on a wild pitch in the 10th.



Reliever Matty Ott reacts after recording the final out versus Rice in the 2009 NCAA Super Regional.

The Original Alex Box Stadium Facts
(known as LSU Diamond from 1938-43)

All-Time LSU Record in the Original Alex Box Stadium
(1723 games from 1938 - 2008)
1217-509-7 (.708)

First Game
March 12, 1938
New York Giants 6, Philadelphia Phillies 5
(MLB Spring Training Game)

First LSU Game
March 21, 1938
LSU leads Minnesota, 4-2, after three innings when game is halted due to rain

First Complete LSU Game
March 24, 1938
Minnesota 6, LSU 5

First LSU Win
April 11, 1938
LSU 7, Northwestern 6

Final LSU Game
June 9, 2008
LSU 21, UC Irvine 7

Chad Ogea was the ace of the Tigers' 1991 pitching staff that propelled LSU to the 1991 NCAA South Regional title. The '91 Tigers advanced to the College World Series and claimed LSU's first national championship.



FOUNDATION ERA

(1938-83)



Tom Giles



Dick Hicks



Gerald Keigley



Bob Leake



Benny McArdle



Wally McMakin



Harry Morel



Chip Moses



Roger Sigler



Randy Wiles

LSU announced in April 2008 its All-Alex Box Stadium "Foundation Era" Team, an all-star squad of former student-athletes that played for the Tigers from 1938-83.

The 29-member team was selected by a panel of media and former LSU players and coaches. The Foundation Era encompasses the opening of Alex Box Stadium in 1938 through 1983, the year prior to Skip Bertman's appointment as the Tigers' head coach.

The squad includes 11 pitchers, nine infielders, five outfielders and four catchers.

PITCHERS

BRUCE BAUDIER

Metairie, La. (1966-67)

WALKER CRESS

Ben Hur, Va. (1938-39)

RICK FARIZO

Harvey, La. (1968-71)

RICHARD "DICK" HICKS

Shreveport, La. (1967-68)

DAVE MADISON

Brooksville, Miss. (1941-43)

BENNY MCARDLE

Baton Rouge, La. (1951-53)

PAT MOOCK

Baton Rouge, La. (1972-75)

CAL SANTARELLI

Dunedin, Fla. (1982-83)

ALLEN SMITH

Maysville, Ky. (1960-62)

PAUL STEFAN

Nutley, N.J. (1975-76)

RANDY WILES

New Orleans, La. (1970-73)

CATCHERS

MARK COOPER

Pensacola, Fla. (1983-84)

DUANE DEWEY

Westfield, N.Y. (1979)

TOM GILES

Shreveport, La. (1967-68)

JERRY MARCHAND

Baton Rouge, La. (1952-53)

INFIELDERS

JOE BILL ADCOCK

Coushatta, La. (1947)

ALVIN DARK

Comanche, Okla. (1943)

GERALD KEIGLEY

Greenville, Miss. (1971-73)

WALLY MCMAKIN

Monroe, La. (1973-76)

MIKE MILEY

Metairie, La. (1972-74)

JOE MOOCK

Baton Rouge, La. (1964-65)

HARRY MOREL

New Orleans, La. (1963-65)

CHIP MOSES

New Orleans, La. (1980-81)

CONNIE RYAN

New Orleans, La. (1941)

OUTFIELDERS

GENE ACHORD

Baton Rouge, La. (1962-64)

CRAIG BURNS

Baton Rouge, La. (1969-71)

BOB LEAKE

St. Francisville, La. (1966-68)

ROGER SIGLER

Cleves, Ohio (1954-57)

LARRY WRIGHT

Houston, Texas (1975-78)

OMAHA ERA

(1984-2008)



Patrick Coogan



Chad Cooley



Rick Greene



J.C. Holt



Gary Hymel



Russ Johnson



Tim Lanier



Mike Sirotko



Doug Thompson



Eddie Yarnall

The “Omaha Era” team – announced during the LSU-Mississippi State series in May 2008 – is composed of former Tigers who played at LSU from 1984 to 2008. The selection of the squad coincided with LSU’s final season in 70-year-old Alex Box Stadium.

The team was selected in online voting by fans at www.LSUsports.net. The squad includes eight outfielders, five catchers, 11 infielders and 14 pitchers.

OUTFIELDERS

LYLE MOUTON

Lafayette, La. (1990-91)

ARMANDO RIOS

Carolina, Puerto Rico (1991-93)

ALBERT BELLE

Shreveport, La. (1985-87)

CHAD COOLEY

Lake Charles, La. (1993-96)

JEREMY WITTEN

Louisville, Ky. (1997-2000)

J.C. HOLT

Sieper, La. (2002-04)

RYAN PATTERSON

Rowlett, Texas (2003-05)

JON ZERINGUE

Thibodaux, La. (2002-04)

CATCHERS

BRAD CRESSE

Seal Beach, Calif. (1997-2000)

TIM LANIER

Baton Rouge, La. (1993-96)

MATT LIUZZA

Metairie, La. (2003-06)

MIKE BIANCO

Seminole, Fla. (1988-89)

GARY HYMEL

Baton Rouge, La. (1988-91)

INFIELDERS

TODD WALKER

Bossier City, La. (1992-94)

EDDY FURNISS

Nacogdoches, Texas (1995-98)

WARREN MORRIS

Alexandria, La. (1994-96)

BLAIR BARBIER

Harvey, La. (1997-2000)

WALLY PONTIFF

Metairie, La. (2000-02)

MIKE FONTENOT

Slidell, La. (2000-01)

RYAN THERIOT

Baton Rouge, La. (1999-2001)

RUSS JOHNSON

Denham Springs, La. (1992-94)

AARON HILL

Visalia, Calif. (2001-03)

BRANDON LARSON

San Antonio, Texas (1997)

BRAD HAWPE

Fort Worth, Texas (1999-2000)

PITCHERS

BEN MCDONALD

Denham Springs, La. (1987-89)

PAUL BYRD

Louisville, Ky. (1989-91)

CHAD OGEA

Lake Charles, La. (1989-91)

KURT AINSWORTH

Baton Rouge, La. (1998-99)

BRETT LAXTON

Audubon, N.J. (1993-96)

LANE MESTEPEY

Zachary, La. (2001-05)

PATRICK COOGAN

Baton Rouge, La. (1995-97)

DOUG THOMPSON

Biloxi, Miss. (1997-98)

MIKE SIROTKA

Houston, Texas (1990-93)

EDDIE YARNALL

Coral Springs, Fla. (1994-96)

RUSS SPRINGER

Pollock, La. (1987-89)

RICK GREENE

Miami, Fla. (1990-92)

SCOTT SCHULTZ

Sterling, Va. (1992-95)

LLOYD PEEVER

Stonewall, Okla. (1992)



Campus LIFE



Location: Baton Rouge, La.
Founded: January 2, 1860
Enrollment: 29,549
Interim President: Dr. William Jenkins
Major Fields for Bachelor's Degrees: 72
Major Fields for Master's Degrees: 72
Major Fields for Doctoral Degrees: 54



LSU's Memorial Tower (top main photo) was one of the first structures completed on the present campus and sits east of the quadrangle (above, left). It represents the University as a memorial to those who gave their lives during World War I. Although it currently houses the LSU Anglo-American Art Museum, plans are in process to return Memorial Tower to a military museum as originally intended. The University lakes (above, right) on the LSU campus give various recreational options.



Louisiana State University and Agricultural & Mechanical College has, throughout its 153-year history, served the people of Louisiana, the region, the nation and the world. LSU is creating a revolution, one of pervasive change and advancement. The focus of the LSU community has been an increased commitment to excellence. Our progress has been dramatic and shows no sign of stopping.

Having witnessed many of yesterday's possibilities become today's tangible realities, the LSU community set forth to capitalize on its success. The goal was to improve our standing as a nationally competitive flagship university. Following intense discussions among the LSU Board of Supervisors, campus administrators, faculty and student leaders, the objectives required to reach this status crystallized, providing the impetus for LSU's National Flagship Agenda.

Why LSU?

"How could you put a price tag on the experience I had at LSU? You couldn't pay me enough money to take away the College World Series championship or the things I learned from (former LSU head coach) Skip Bertman to the relationships I have with guys like (former LSU teammates) Victor Brumfield and Blair Barbier. You meet all these guys and you have lifelong friends. I could go on and on about guys I still keep in close contact with."

"LSU is my home. It was a place where I made my name and a place where I was able to come here and have fun. It was the best three years of my life. While you are here, have fun and become a master of time management. You need to do what you have to do to make it. Work hard. I have been blessed. Baton Rouge is the place that helped me become who I am. I will never forget this place."



Shaquille O'Neal
LSU Basketball Player
1989-92
Four-time NBA Champion

"Throughout the entire recruiting process I always knew LSU was the best choice. Being from the great state of Louisiana, LSU was a home away from home. I knew that this would be a place I could grow as a student-athlete and a young man. The coaches, faculty, and the 92,000 marvelous fans only help to make the decision much easier. Looking back on it, I couldn't have asked for more from the experience."



Tyson Jackson
LSU Defensive End
2009 NFL Draft No. 3 Selection
Kansas City Chiefs

"As far back as I can remember (riding bicycles, playing little league baseball), I have literally bled purple and gold. It never crossed my mind that there was anywhere else to go other than LSU. The experiences and relationships that I developed at LSU have been an integral part of my life. No other colleges existed in my mind. I am fortunate to have attended a place that I considered a dream and look forward to my association with the University until the day I die."



David Toms
2001 PGA Champion
and LSU Graduate

Ryan Theriot

LSU Baseball (1999-2001)
Infielder, Chicago Cubs
Los Angeles Dodgers
St. Louis Cardinals
San Francisco Giants



Did You Know?

- In the 2009, 2010, 2011 and 2012 editions of *U.S. News & World Report's* America's Best Colleges, LSU is ranked in the first tier for "Best National Universities."
- LSU is the only public university in Louisiana designated as having very high research activity (RU/VH) by the prestigious Carnegie Foundation for the Advancement of Teaching, the highest ranking awarded to doctorate-granting institutions.
- LSU was named to the 2009 President's Higher Education Community Service Honor Roll, the highest federal recognition a college or university can receive for its commitment to volunteering, service-learning and civic engagement, by the Corporation for National and Community Service.
- LSU earned the prestigious Carnegie Community Engagement and Outreach classification in 2008, one of 68 public institutions nationally with this elective classification based on community engagement.
- LSU is one of only a handful of universities in the nation having land-grant, sea-grant and space-grant status.



- LSU currently ranks among the top 30 public universities in total research awards. The University's total federal funding – from agencies such as the National Science Foundation, National Institutes of Health, and the Department of Homeland Security – has increased 86 percent or more than \$90 million in recent years.
- *Newsweek* magazine named LSU the "Most Diverse" school in the nation in the Sept. 3, 2003, issue. The enrollment consists of 24 percent minority students.

- In 2009, the LSU Robert S. Reich School of Landscape Architecture was ranked among the top five schools in the nation by *DesignIntelligence*, the leading journal of the design professions. According to the results of the 2009 survey, LSU has the number two-ranked landscape architecture school in the United States.
- The E. J. Ourso College of Business was ranked in the Top 50 of the internationally known "Top Business Schools" in 2009 by *Eduuniversal* and was recognized during the inaugural Eduuniversal World Convention.



Bo Campbell Auditorium

The 1,000-seat auditorium is used through the year as a classroom and lecture hall. Each seat in the auditorium has space for a laptop and a modem hookup, providing each student unlimited learning opportunities. The auditorium also contains a movie theatre size screen to aid professors with lectures and classroom activities.

COX COMMUNICATIONS

Academic Center

FOR STUDENT-ATHLETES

Study Area

Included in the 54,000 square feet of the Academic Center are individual study areas as well as 14 private computer rooms for student-athletes to work one-on-one with tutors or by themselves.



Amenities

- ▶ 54,000 square feet of working space
- ▶ 300 computer workstations
- ▶ 14 private computer rooms in a state-of-the-art computer lab
- ▶ Additional study rooms and classrooms for private or group study
- ▶ Electronic scheduling of tutoring sessions
- ▶ A 1,000-seat auditorium for classes and lectures



Computer Stations

The Cox Communications Academic Center for Student-Athletes is at the forefront of today's educational technology. Since the spring of 2009, the academic center has upgraded over 170 computers, including both PC and Mac.



The Library

The library provides a perfect setting for individual study, or with a tutor as a group.

Academic Center

A \$15 million renovation to the Gym Armory in 2002 not only made it among the nation's premier academic centers, but put it at the forefront. Improvements to the existing center give LSU student-athletes the best opportunity for success by providing access to the latest technology, as well as an array of expanded services.





Academic SUCCESS

Four Tigers received their degrees in May 2012 when the squad held an impromptu graduation ceremony at the team hotel in Columbia, S.C. during the LSU-South Carolina series. (L-R): coach Paul Mainieri, infielder Grant Dozar, shortstop Austin Nola, infielder Beau Didier, equipment manager A.J. Million and academic counselor Becca Hubbard

CRITICAL TO THE DEVELOPMENT OF A STUDENT-ATHLETE IS AN ADEQUATE ACADEMIC FACILITY AND CAPABLE STAFF TO FURTHER THE ATHLETE'S PROGRESS.

The Cox Communications Academic Center for Student-Athletes is responsible for overseeing the educational development and progress toward graduation for all student-athletes. The staff acts as a liaison between the student-athlete and the academic communities and insures that student-athletes comply with academic rules established by the University, NCAA and Southeastern Conference. The staff also coordinates academic programs designed to assist student-athletes in acquiring a quality education.



Former LSU pitcher Bhrett McCabe received his Ph.D in psychology in 2003.



Ben Alsop, a member of the 2011 SEC Academic Honor Roll, graduated from LSU with a degree in sports administration.



LSUsports.net/360



Academic All-American Warren Morris (right), pictured with LSU President Dr. William Jenkins, received a zoology degree in December, 1997.



Rick Greene graduated in communication studies in 2003. Greene was the top relief pitcher on LSU's first national championship team in 1991.



11 LSU Baseball Players Named to 2012 SEC Academic Honor Roll

- Kevin Berry**
- Grant Dozar**
- Nick Goody**
- Tyler Hanover**
- Mason Katz**
- Austin Nola**
- Raph Rhymes**
- Ty Ross**
- Nick Rumbelow**
- Jordy Snikeris**
- Casey Yocom**

LSU BATS 1,000 IN APR

The LSU baseball program has demonstrated excellence on and off the field since Paul Mainieri was hired in June 2006. Along with achieving national prominence on the diamond, the program has recorded a perfect 1,000 Academic Progress Rate, reaching that standard during the 2007-08 academic year.

"Having gone into this profession to be an educator and teacher, it is of course important for youngsters to fulfill their potential as baseball players, but it is even more important for them to earn their degrees and become contributing people in society once they finish their playing careers," Mainieri said.

Over the past five seasons of Mainieri's tenure, 56 LSU players have earned SEC Academic Honor Roll recognition, including a school-record 14 players in 2008. The 2012 Tigers produced 11 SEC Academic Honor Roll representatives.

Academic Center & Student Affairs Staff



Kenneth Miles
Executive Director



Jade Bryan
Assistant Director for Diversity, Inclusion and Civic Engagement



James Chiarchiaro
Associate Director



Matthew Dahlke
Academic Advisor



Kydani Dover
Manager for Student Learning/
Learning Specialist



Dr. Earnie Fingers
Learning Specialist



Mallory Froman
Learning Specialist



Walt Holliday
Director of Academic Affairs



Becca Hubbard
Associate Director for Health and Wellness



Dorothy Kemp
Tutorial Coordinator/Learning Specialist



Ericka Lavender
Assistant Director



Jonathan Levesque
Information Technology Manager



Mike Mallet
Director of Student Affairs



Sarah Moran
Assistant to the Executive Director



Ashley Pregeant
Learning Specialist



Jason Shaw
Academic Advisor



Carole Walker
Associate Director

LSU Baseball Graduates (December 1999 through December 2012)

Kurt Ainsworth
Ben Alsup
Blair Barbier
Kyle Beerbohm
Bryon Bennett
Tom Bernhardt
Paul Bertuccini
Michael Bonura
Christian Bourgeois (Master's)
Jared Bradford
Daniel Bradshaw
Billy Brian
Steven Broschofsky
Nate Bumstead

Rhett Buteau
Ryan Byrd
Chris Cahill
Nolan Cain
Louis Coleman
Matt Colvin
Patrick Coogan
Josh Dalton
Mike Daly
Chase Dardar
Brad David
Wes Davis
Will Davis (Master's)
Jason Determann
Beau Didier

Clay Dirks
Grant Dozar
Jordan Faircloth
Kevin Farnsworth
Shawn French
Eddy Furniss
Jamin Garidel
Matt Gaudet
Will Goodwin
Rick Greene
Weylin Guidry
Clay Harris
Buzzy Haydel
Matt Heath
Derek Helenihi

Courtney Hernandez
Danny Higgins
Justin Hill
Trey Hodges
Michael Hollander
Chris Jackson
Ty Jensen
Mike Koerner
Jeff Leaumont
Antonio Leonardi-Cattolica (Veterinary Medicine)
Jason Lewis
Jeremy Loftice
Mike Lowery

Barry Manuel
Billy McBride
Bhrett McCabe (Ph.D.)
Trey McClure
Chris McDougall
Chris McGhee
Justin Meier
Lane Mestepey
David Miller
Tommy Morel
Brandon Nall
Mike Neal
Austin Nola
Tim Nugent
Chad Ogea

Bo Pettit
Chris Phillips
Nicholas Pontiff
David Raymer
Ryan Richard
Ben Saxon
Michael Serio
Kevin Shipp
Antoine Simon
Trey Simon
Collin Smith
Chucky Son
Bruce Sprowl
Nick Stavinoha
Johnnie Thibodeaux

Doug Thompson
Jake Tompkins
Chad Vaught
Gee Victoriano
Kevin Ward (MBA)
Dustin Weaver
Eric Wiethorn
Jonathan Wilhite
Jeremy Witten



Baseball

The LSU baseball team participates each year in the Buddy Walk, an event designed to promote awareness and inclusion of people with Down Syndrome.

IN THE COMMUNITY



Coach Paul Mainieri participates in the ALS Walk to assist in the battle against Lou Gehrig's Disease.



LSU baseball players annually make Christmas a little brighter for several families in the Baton Rouge area as they deliver presents to families at the Christmas Toy Drive party in the Cox Communications Academic Center for Student-Athletes.



The Tigers visited the Omaha Children's Hospital during the 2009 College World Series.



“Through workshops, service projects, and social events, CHAMPS brings LSU student-athletes information that will prepare them for the biggest game of all - the game of life!”

-SHAQUILLE O'NEAL, LSU ALL-AMERICAN AND 15-TIME NBA ALL-STAR



Community OUTREACH

LSU baseball provides an opportunity to achieve athletic success while also getting a head start on the most important game of all - the game of life.

- ▶ Hospitals
- ▶ Physical Therapy centers
- ▶ Public Relations firms
- ▶ Building Contractors
- ▶ Restaurant Management
- ▶ Engineering firms
- ▶ Accounting offices



The Tigers participated in the opening of the Miracle League field in Baton Rouge, a facility designed for children with special needs.



LSU players take part in “Read Across America” activities in local schools.



Athletic TRAINING

LSU boasts the largest and most complete athletic training facilities in all of collegiate athletics with both the Football Operations Center and the Broussard Center for Athletic Training in Tiger Stadium. Both are furnished with the latest in technology and equipment. The Operations Center training room features a full view of the practice fields, two hot/cold jacuzzis and an underwater treadmill. The Broussard Center includes an on-site x-ray room, an in-house pharmacy, as well as the largest hydrotherapy pool in both collegiate and professional sports and is one of the few collegiate training centers with a full-service pharmacy and a full-service vision center.

Hydrotherapy Treatment

An integral part of rehabbing and developing LSU student-athletes is the operations center's hot/cold jacuzzis and an underwater treadmill in a fully equipped Hydrotherapy room. The Broussard Training Center boasts the largest hydrotherapy pool in both collegiate and professional sports.



Broussard Athletic TRAINING



The two-story, 22,000-square-foot facility contains 20 treatment tables with the newest forms of modalities available, 14 taping stations, a 1,600-square-foot rehabilitation area which contains the latest rehabilitation equipment including the Cybex Norm, Woodway treadmills and Body Master select rise equipment. LSU's multi-million dollar athletic training facility is named in honor of Dr. Martin J. Broussard (left), the legendary trainer whose career spanned over 40 years at LSU.



Road To Recovery

LSU is one of the top schools in the nation in getting its student-athletes back on the track in a timely manner following an injury. The training staff takes a progressive approach to injury identification and thinks "outside of the box." LSU consults with allied health professionals and uses state-of-the-art surgical procedures that give an athlete a quicker recovery time while looking out for his or her future.



Rehabilitation

LSU's Broussard Center for Athletic Training boasts some of the most technologically advanced equipment to aid the recuperation and rehabilitation of LSU's student-athletes.



Real-Time X-Rays

A new state-of-the-art fluoroscope was added in the summer of 2008 that will provide LSU trainers the opportunity to take x-rays on site in the Operations Center. The machine can provide real-time images of the internal structures of a patient.



Alex Box Stadium Training Room



LSU baseball trainer Jon Michelini



Dental Center

A fully functional dental center, staffed by Dr. John Vance, is located inside the Broussard Center for Athletic Training.



Vision Center

Dr. Don Peavy conducts eye exams for LSU's student-athletes in a convenient location in the Broussard Center for Athletic Training.

Pharmacy

The LSU Athletic Training Pharmacy is the only one of its kind in college athletics. The LSU Athletic Training Pharmacy provides the Tigers with first-class service in a convenient location.



Custom Weights

Custom iron-grip dumbbells and weights and equipment made by Body Masters and Eleiko. Watch and listen to a state-of-the-art video and sound system.

- 28** multi-purpose power stations
- 36** assorted selectorized machines
- 10** dumbbell stations

- 2** sets of 5-180 pound free weights



LSU strength and conditioning coordinator Tommy Moffitt, who was named the 2003 College Football Strength and Conditioning Coach of the Year by the America Football Monthly, has proven to be a perfect fit in Purple and Gold. Since Moffitt joined the Tigers for the 2000 season, LSU has featured some of the best-conditioned student-athletes in the nation.

Prior to coming to LSU, Moffitt earned the 1999 College Football Strength and Conditioning Coach of the Year honor by the Professional Football Strength and Conditioning Coaches Society.

Moffitt's LSU staff features Jeremy Phillips, who supervises the baseball team's strength program.



GO ONLINE: LSUsports.net/360





LSU baseball players work out at the state-of-the-art weight room located in the Football Operations Center. Jeremy Phillips (right) supervises the Tigers' strength and conditioning program.

Strength

& CONDITIONING

Strength and conditioning can be the heart and soul of an athletic program's success, and LSU has taken great strides to improve its strength program and facilities. LSU student-athletes enjoy one of the finest strength and conditioning facilities in the nation. It features the latest in both strength training and cardiovascular training equipment.



Strength Coach Jeremy Phillips (left) instructs LSU infielder JaCoby Jones.



Eyes ON THE TIGERS

ON THE TUBE

LSU appears on television 101 times over the past three seasons

The Tigers are the nation's most-watched team as LSU appears on national networks like ESPN, ESPN2 and ESPNU, and on regional networks that include Fox Sports Net, SportSouth, Comcast/Charter Sports Southeast and Cox Sports Television.

HIGH RATINGS

Tigers win most-viewed CWS in 2009

The 2009 NCAA Men's College World Series was the most-viewed and highest-rated in ESPN and ESPN2 history – including the best-of-three Championship Series won by LSU over Texas.

ESPN's three Championship Series telecasts featuring the Tigers versus the Longhorns averaged 2,059,000 households; 2,762,000 total viewers; and a 2.1 rating, making it the most-viewed and highest-rated Series finals since the tournament expanded to the best-of-three format in 2003.



Paul Mainieri visits with ESPN's Erin Andrews during the 2009 CWS.



MEDIA SPOTLIGHT

Tigers Receive Extensive National Coverage

Fans can find LSU Baseball information everywhere - in print, on the Internet and on TV and radio as dozens of media converge upon Alex Box Stadium each spring to cover the Tigers.

LSUsports.net

Facebook Twitter LSUsports.net/fancage

SOCIAL MEDIA

Tigers have over 200,000 Facebook and Twitter fans!

The LSU baseball program has increased its number of Facebook and Twitter fans to over 200,000 as the Tigers are the most-followed team in college baseball.

In fact, according to www.sportsfangraph.com, LSU Baseball has more Facebook fans (233,688) than the Washington Nationals (207,013) of Major League Baseball.

LSU is No. 32 in the [sportsfangraph.com](http://www.sportsfangraph.com) rankings of baseball social media followers, trailing only 30 MLB clubs and MLB's official social media accounts. The Tigers are ranked ahead of every minor league organization and all other college baseball programs.

Fans can follow the LSU baseball program by accessing these addresses:

Facebook page: <http://www.facebook.com/lsubaseball>

Twitter URL: <http://twitter.com/lsubaseball>



TIGERS GO GLOBAL


U.S. troops overseas show their support for LSU

LSU baseball coach Paul Mainieri welcomed a special guest to his Alex Box Stadium office in the summer of 2010, as Cpl. Brandon Spillman of the Louisiana Army National Guard presented him with a flag from the 256th Brigade Special Troops Battalion deployed in Iraq.

Spillman, a New Roads, La. resident, said the flag was a token of appreciation for the support the soldiers received from Mainieri and his players. The flag features the image of a castle, the symbol of the engineer corps of the Army.

"Coach Mainieri and his players autographed an LSU flag and mailed it to us in Iraq," Spillman explained. "It meant so much to us to know that the Tigers were thinking of us back home. We wanted to return the favor with the engineer flag signed by our entire company."

"We are extremely honored to receive this flag from Cpl. Spillman and are humbled by this gesture," Mainieri said. "Our soldiers in Iraq and around the world are real heroes, and we're thankful every day for their unselfish service to our country."



Shaquille O'Neal

A four-time NBA champion and 15-time All-Star, Shaquille O'Neal was one of the most dominant centers in league history. O'Neal, one of the most quotable athletes on the planet, joined the long list of prominent LSU alumni when he earned his degree in general studies in December 2000. O'Neal announced his retirement from the NBA in June 2011 after a brilliant Hall of Fame career of 19 seasons.

Seimone Augustus

Seimone Augustus received her degree in 2005 after just three years at LSU and while earning NCAA Women's Basketball National Player of the Year honors twice. She was the first pick of the 2006 WNBA Draft by the Minnesota Lynx and teamed with fellow LSU alum Sylvia Fowles to claim an Olympic gold medal for the United States in 2008 and 2012.



Prominent LSU ALUMNI



Eduardo Aguirre, Jr.

Named the first Director of U.S. Citizenship and Immigration Services (USCIS) for the Department of Homeland Security in 2003, Aguirre, Jr., was the U.S. Ambassador to Spain from 2005 until 2009.



Carlos Roberto Flores

The president of Honduras from 1997-2001, Flores helped the nation recover after Hurricane Mitch devastated the country in 1998. Flores is married to the former Mary Carol Flake, also an alumnus of LSU.



James Carville

Carville received both a bachelor's degree and law degree from LSU and gained fame in the 1990s as the chief campaign strategist for Bill Clinton and Al Gore. Carville also penned a best-selling memoir titled "All's Fair: Love, War and Running for President."



Jim Flores

Flores graduated with two bachelor's of science degrees; one in corporate finance in 1981 and the second in petroleum land management in 1982. Flores is currently Chairman, President and CEO of Plains Exploration & Production Company.



Lod Cook

Cook graduated from LSU with a bachelor's degree in mathematics in 1955 and then earned his Master's degree in petro engineering in 1955. Cook served as CEO of ARCO for nine years.



Sylvia Fowles

Sylvia Fowles was a two-time State Farm All-American at LSU before going onto a career in the WNBA with the Chicago Sky. Fowles and Seimone Augustus won Olympic gold medals for the United States in 2008 and 2012.

Dr. Larry O. Arthur - AIDS researcher.

Dr. Julian Bailes - expert in the field of Neurosurgery and also Chairman of the Brain Injury Institute

John Ed Bradley - Sports Illustrated writer and novelist, former LSU football player

John Breaux - U.S. Senator (1987-2005) and U.S. Congressman (1972-86) from Louisiana.

Wil Calhoun - Executive Producer of television sitcom "Friends".

Cassandra Chandler - One of the Federal Bureau of Investigation's highest ranking African-American women as special agent in charge of the Norfolk Field office.

"Lightning Joe" Lawton Collins - Chief of Staff for President Harry Truman.

Bill Conti - Oscar-winning composer who has written theme music for several well-known movies, including "Rocky" and its sequels.

Eric Arturo Delvalle - President of Panama (1985-1988).

Dr. Alexander William "Alex" Dunlap - Current chief veterinarian for NASA who is responsible for all NASA policies related to animal health and welfare

A. Wright Elliott - Retired executive vice president, Chase Manhattan Bank.

Graves Erskine - U.S. Marine Corps General in WWII.

Maxime A. Faget - Designed Mercury and Gemini spacecrafts.

Mary Carol Flake Flores - Former first lady of Honduras.

Murphy "Mike" Foster, Jr. - Former governor of Louisiana (1996-2004).

Kevin Griffin - Lead singer of the platinum-selling rock band "Better Than Ezra"

Paul Groves - Award-winning tenor with the Metropolitan Opera

Reinosuke Hara - Former president and CEO of Seiko Instruments

Rufus William (Bill) Harp - Television set decorator for series including "L.A. Law" and "Moonlighting"

Pat Hewlett - CIO of Exxon Mobil.

Walter Hitesman - Former president, Reader's Digest.

Hubert Humphrey - U.S. vice president (1965-69).

W. Vernon Jones - Senior Scientist for Suborbital Research, NASA headquarters.

Catherine D. "Kitty" Kimball - In 2009, was sworn in as first female to serve as chief justice of Louisiana's highest court

Delos "Kip" Knight - Vice president of marketing and brand management for eBay international.

Ray Marshall - Secretary of Labor under President Jimmy Carter.

James E. Maurin - Founding partner and CEO of Stirling Properties, a national real estate services firm.

Jake Lee Netterville - Chairman of the board of Postlethwaite and Netterville, the largest Louisiana-based public accounting firm.

Edwin Newman - Longtime NBC News journalist and author.

Carolyn Bennett Patterson - Former senior editor, National Geographic.

J. Howard Ramin - Former CEO and Chairman of the Board, Texaco.

Rex Reed - Drama critic, syndicated columnist.

Maj. Gen. Thomas Rhame - Led 1st Infantry Division against Iraq during Persian Gulf War.

Thomas O. Ryder - Chairman of the Board, The Reader's Digest Association.

Frances Seghers - Senior VP of Sony Entertainment European Community Affairs, which includes Sony Music, Sony Pictures and Sony Playstation.

Dolores Spikes - Former President of the Southern University System and the University of Maryland-Eastern Shore.

Ray Strother - Author, political consultant.

David Suarez - Architect and preservationist who restored the Washington Monument, the National Archives Building and Louisiana's Old State Capitol

LSU's enrollment is more than 29,000 students, including more than 1,600 international students and nearly 5,000 graduate students.



Mike Papajohn

The starting centerfielder on LSU's inaugural College World Series team in 1986, Mike Papajohn today is a prominent actor in Hollywood. Papajohn was the only actor to star in four \$150 million movies in the same calendar year doing so in 2009. The LSU alumnus has appeared in blockbuster films: Spiderman, Terminator Salvation, Transformers: Revenge of the Fallen and For the Love of the Game.

Olympia Vernon - Award-winning author and recipient of an American Academy of Arts and Letters Award for her debut novel, Eden

Rebecca Wells - Author of the novel and film "Devine Secrets of the Ya-Ya Sisterhood."

Joanne Woodward - Academy Award-winning actress and wife of Paul Newman.



Dr. James Andrews

A world-renowned orthopedic surgeon, Andrews is a 1963 graduate of LSU and a 1967 graduate of LSU Medical School. While at LSU, Andrews won the SEC indoor and outdoor titles in the pole vault.



David Steiner

A 1982 LSU graduate, Steiner has served as the CEO of Waste Management since 2004. The Houston-based company is finding new ways to create energy and they are ranked among the top 200 companies in America by Fortune Magazine.



Mary L. Landrieu

Landrieu became the first woman from Louisiana elected to a full term in the United States Senate in 1997.



Harry J. Longwell

Longwell graduated from LSU in 1963 with a bachelor's degree in petroleum engineering and retired in 2004 as the Executive Vice President and Director of ExxonMobil.



Eddie J. Jones

The former president of the NFL's Miami Dolphins franchise, he was a 38-year veteran of the NFL and served as Trustee of the Bert Bell/Pete Rozelle Retirement and Disability Plan.



Suzanne Perron

A 1991 LSU graduate, Suzanne Perron is a rising star in the design world having worked with top designers Vera Wang and Carolina Herrera. Perron has designed dresses for Hollywood stars Jennifer Lopez, Mariska Hargitay and Holly Hunter, among others.



Marty Sixkiller

Senior Technical Director for PDI/DreamWorks' movies "Antz," "Shrek," "Shrek 2," "Shrek the Third," "Madagascar" and "Over the Hedge".

LSU GREATS

The following nine individuals are the only athletes to have their jerseys retired by LSU. Men's basketball has retired the No. 23 for Pete Maravich, No. 50 for Bob Pettit, Jr., No. 33 for Shaquille O'Neal and No. 40 for Rudy Macklin. Women's basketball retired the No. 33 for Seimone Augustus. Football's only two retired jerseys are the No. 20 worn by Billy Cannon and the No. 37 worn by Tommy Casanova. Baseball retired the No. 15 in honor of longtime coach and former athletics director Skip Bertman and the No. 20 for Ben McDonald. Casanova, Macklin and McDonald joined the prestigious list in May 2009. Augustus became the first woman in LSU Athletics history to have her jersey retired in January 2010.



50 Bob Pettit

Pettit led LSU to its first NCAA Final Four in 1953 and he later became the first player in NBA history to exceed the 20,000-plus point barrier. Pettit is a member of the NBA Hall of Fame, and in 1997, he was named as one of the top 50 players in NBA history.



23 Pete Maravich

"Pistol Pete," Maravich still holds the NCAA record for career points with 3,667 and for career scoring average with 44.2 points a game. He was selected the National Player of the Year in 1970 after leading the Tigers to the NIT Final Four. He scored 50-plus points an amazing 28 times. He went on to a 10-year professional career and was selected as one of the NBA's 50 greatest players in 1997.



20 Billy Cannon

One of the true legends of college football in the South, Cannon was the 1959 Heisman Trophy winner and helped the Tigers to the 1958 national title. Cannon's most memorable performance came in 1959 against Ole Miss when No. 1 LSU trailed No. 3 Ole Miss 3-0 in the fourth quarter. He fielded a punt, broke seven tackles and returned it 89 yards for the 7-3 victory. He went on to a successful 11-year professional career.



33 Shaquille O'Neal

O'Neal was the first pick in the 1992 NBA Draft. He was named MVP of the league in 2000 and was a three-time NBA Finals MVP after leading the Los Angeles Lakers to three World Championships. At LSU, O'Neal averaged 21.6 points and 13.6 rebounds for his career, and in 1991, he was named the World's Amateur Athlete of the Year as well as SEC Athlete of the Year and National Player of the Year. In 1997, he was named as one of the top 50 players in NBA history.



15 Skip Bertman

A legend in the college baseball ranks, Bertman created a dynasty at LSU, guiding the Tigers to five national titles in a 10-year stretch from 1991-2000. He also coached the United States to a bronze medal at the 1996 Olympics in Atlanta and was an assistant on the gold medal-winning U.S. squad in Seoul, Korea, in 1988. Bertman retired from coaching following the 2001 season and served as LSU's athletics director for seven years. Bertman was inducted into the College Baseball Hall of Fame in 2006.



40 Rudy Macklin

Rudy Macklin was a two-time basketball All-American selection during his Tiger career from 1976-81 during which time he became LSU's all-time leading rebounder with 1,276 boards and the second-leading scorer in school history behind only the legendary Pete Maravich with 2,080 points. He led the Tigers to two Elite Eight appearances and the 1981 Final Four in Philadelphia. He still holds the school single game rebound record with 32, a mark like some of the great records in any sport that may never be broken.



Ben McDonald (left) and Skip Bertman (right) were honored with jersey retirement ceremonies in Alex Box Stadium.

About LSU Retired Jerseys

The retirement of the jerseys of Casanova, McDonald, Macklin and Augustus comes under a new provision of the LSU jersey retirement bylaws that says the retirement of an athlete's jersey in a particular sport does not preclude a current student-athlete in that sport from wearing the jersey number in that or any other sport, subject to the discretion of the head coach. This provision applies only to jerseys retired after January 1, 2007, so the numbers worn by Maravich, Pettit, O'Neal, Cannon and Bertman may never again be worn by future student-athletes in their respective sports. To have a jersey retired at LSU, an athlete must have completed intercollegiate competition for LSU a minimum of five years prior to nomination. Athletes must have demonstrated truly unusual and outstanding accomplishments, exceeding and in addition to all criteria used for Hall of Fame selection. Nominees must have a unanimous vote of support from the Hall of Fame committee.



37 Tommy Casanova

Tommy Casanova is the only three-time All-American in the history of LSU football and is a member of the College Football Hall of Fame. During his Tiger career from 1969-71, Casanova personified versatility for his myriad of talents as he played offense, defense, returned punts and kickoffs. One of just two three-time All-SEC performers at LSU, he played six seasons with the Cincinnati Bengals of the NFL while earning his medical degree.



19 Ben McDonald

Ben McDonald won the prestigious Golden Spikes Award, given annually to the nation's most outstanding player, in 1989 and is a member of the College Baseball Hall of Fame. He led LSU to two College World Series appearances. In 1989, McDonald was named National Player of the Year by Baseball America, The Sporting News and Collegiate Baseball. He was selected by the Baltimore Orioles as the No. 1 pick in the major league draft in 1989 and went on to enjoy a 10-year major league career with the Orioles and the Milwaukee Brewers.



33 Seimone Augustus

Seimone Augustus is the only women's basketball player in school history to earn State Farm Coaches Association All-America honors three times: 2004, 2005 and 2006. Augustus became LSU's first NCAA National Player of the Year and she claimed the honor twice in 2005 and 2006. A 2006 graduate of LSU, Augustus was the 2012 WNBA Finals MVP after winning a world title. She also lead the United States to a gold medal at the 2008 Beijing Olympic Games.

World Class Tigers




Ashleigh Clare-Kearney
 • In 2009, became first LSU gymnast to capture two individual national titles



Glen "Big Baby" Davis
 • 2006 First-Team All-American
 • 2008 NBA World Champion



Sylvia Fowles
 • Three-time All-American
 • 2008, 2012 U.S. Olympic Gold Medalist
 • WNBA All-Star Game MVP




Susan Jackson
 • Three-time NCAA individual champion
 • 2009-10 SEC Female Athlete of the Year



Esther Jones
 • 21-time track All-American
 • 1992 Olympic Gold medalist



Muna Lee
 • 20-time track All-American
 • Two-time Olympian



Richard Thompson
 • Eight-time track All-American
 • 2008 Olympic Silver medalist



David Toms
 • Two-time SEC Golfer of the Year
 • 2001 PGA Champion
 • 13-time PGA Tour winner



Todd Walker
 • All-time College World Series team
 • Former Major Leaguer



Brian Wilson
 • Two-time Major League All-Star
 • 2010 & 2012 World Series Champion
 San Francisco Giants
 • 2010 MLB Saves Champion

COLLEGE BASEBALL HALL OF FAME

LSU is represented in the College Baseball Hall of Fame by four esteemed individuals - head coach Skip Bertman (inducted 2006), pitcher Ben McDonald (inducted 2008), second baseman Todd Walker (inducted 2009) and first baseman Eddy Furniss (inducted 2010).



Skip Bertman directed LSU to five national championships and 11 CWS appearances.

Skip Bertman

2006 College Baseball Hall of Fame Inductee
LSU Jersey #15 Retired in May 2001

Skip Bertman is LSU's all-time winningest coach, as he compiled an 870-330-3 (.724) record in 18 seasons (1984-2001). Bertman, the National Coach of the Year in 1986, 1991, 1993, 1996, 1997 and 2000, and the 1996 United States Olympic head coach, guided the Tigers to five national championships (1991, 1993, 1996, 1997, 2000) and 11 College World Series appearances (1986, '87, '89, '90, '91, '93, '94, '96, '97, '98, '00). Under Bertman, LSU finished in the Top 7 in the national polls in 12 of his final 16 seasons. Bertman was a member of the inaugural class of the College Baseball Hall of Fame that was inducted in July 2006. He is one of only three coaches to have won five College World Series titles. Southern Cal's Dedeaux won 10 CWS crowns from 1958-78, and Augie Garrido has captured five championships with two schools (Cal State Fullerton, 1979, '84, '95; Texas, 2002, '05). Bertman was named to the CWS Legends team in 2010.



Ben McDonald, the 1989 Golden Spikes Award winner, still holds the LSU career strikeout mark with 373.

Ben McDonald

2008 College Baseball Hall of Fame Inductee
LSU Jersey #19 Retired in May 2009

McDonald, a 6-7 right-hander from Denham Springs, La., capped a magnificent 1989 season by receiving the Golden Spikes Award, given by the United States Baseball Federation to the nation's most outstanding amateur player. McDonald, who was also named National Player of the Year by Baseball America, The Sporting News and Collegiate Baseball, was the first player chosen in the free-agent amateur draft and made his major league debut with the Baltimore Orioles in September, 1989.

McDonald, who set an LSU career mark with 373 Ks, established Southeastern Conference standards for single-season strikeouts (202), innings pitched (152.1) and consecutive scoreless innings (44.2). A two-time All-American and a 1988 Olympic gold medalist, he finished his LSU career with a 29-14 record and a 3.24 ERA.

McDonald, who enjoyed an excellent 10-year major league career with the Orioles and Milwaukee Brewers, also lettered as an LSU basketball player. He was a member of the 1986-87 Tiger hoops squad which advanced to the Elite Eight of the NCAA Tournament.



Todd Walker was voted the Most Valuable Player of the 1993 College World Series.

Todd Walker

2009 College Baseball Hall of Fame Inductee

Todd Walker was voted in 1996 as the second baseman on the College World Series All-Time Team by the readers of the Omaha World-Herald. Walker, a 2006 inductee into the LSU Athletics Hall of Fame, completed a brilliant three-year LSU career in 1994 as he became the SEC's all-time leader in hits (310), runs (234), RBI (246) and total bases (557). A 1993 and 1994 All-America selection, he helped lead LSU to the '93 national championship and was named the Most Valuable Player of the CWS. Walker, a native of Bossier City, La., was a 1994 finalist for the Golden Spikes Award and the Smith Award, as he batted .393 with 18 homers and 68 RBI. He was also named the Most Outstanding Player of the '94 NCAA South Regional, and he was selected to the CWS All-Tournament team. Walker finished his career as LSU's all-time leader in hits, runs, RBI, total bases, home runs (52), doubles (61), triples (15) and batting average (.396). Walker was named to the CWS Legends team in 2010.



Eddy Furniss (left) was joined by Skip Bertman at the 2010 College Baseball Hall of Fame induction ceremony in Lubbock, Texas.

Eddy Furniss

2010 College Baseball Hall of Fame Inductee

LSU first baseman Eddy Furniss culminated a sterling four-year career by receiving the 1998 Dick Howser Trophy as college baseball's most outstanding player. Furniss, a 2007 inductee into the LSU Athletics Hall of Fame, finished his career as the SEC's all-time leader in hits (352), home runs (80), RBI (308), doubles, (87) and total bases (689). He is also No. 1 on the LSU career list for slugging percentage (.727) and walks (191). In NCAA annals, Furniss finished his career No. 3 all-time in total bases, No. 4 in home runs and doubles, and No. 5 in RBI. The Nacogdoches, Texas, native – who posted a .371 lifetime batting average – hit .403 in 1998 with 27 doubles, three triples, 28 homers, 85 runs and 76 RBI, earning First-Team All-America and all-SEC honors. He was also voted a second-team Academic all-American with a 3.5 gpa in zoology.

MEN OF HONOR

Two of the finest men to wear an LSU baseball uniform - third baseman Wally Pontiff and pitcher Robbie Smith - were recognized on LSU's Wall of Honor, the center field wall of the original Alex Box Stadium. Their jersey numbers were painted on the wall as tributes to individuals who brought esteem to the university through their exploits on the field and through their accomplishments as vital citizens. Pontiff and Smith were honored posthumously.



Robbie Smith

Smith, a trooper for the Florida Highway Patrol, was killed in Miami in July 1997, when a man slammed his car into the back of Smith's parked police cruiser. The 34-year-old Smith, was trapped inside his car, which exploded on impact on Interstate 95.

Smith, a four-year veteran of the Florida Highway Patrol, had served with the Tri-County DUI Task Force for the 18 months prior to his death. The federally funded program allows nine state troopers from Dade, Broward and Palm Beach counties to stop drunk drivers and bring them to jail. For four years, Smith had been a member of the "One Hundred Club," a group of troopers recognized by the Florida Highway Patrol and Mothers Against Drunk Driving for having arrested more than 100 drunk drivers annually.

Smith came to the LSU baseball program in the fall of 1983 as a transfer from Miami Dade South Junior College. He pitched for head coach Skip Bertman's first two LSU teams in 1984 and 1985, serving as the '85 team captain. Smith earned 1985 all-Southeastern Conference honors, posting a 6-1 record and a 3.83 ERA in 80 innings of work. He recorded 71 strikeouts and 35 walks in helping the '85 Tigers win the SEC Western Division and advance to an NCAA regional for the first time in 10 years.

Smith pitched in the Minnesota Twins organization from 1985 to 1989, and he earned his bachelor's degree from LSU in 1989.

Smith is survived by his wife Lisa; their twins, Todd Michael and Taylor Marie; his parents David and Brenda Smith; and his brother Danny Smith, a former Florida Highway Patrol trooper. Danny Smith pitched at the University of Miami when Bertman worked as an assistant coach there.

Wally Pontiff

Pontiff died on July 24, 2002, in his parents' Metairie, La., home due to heart abnormalities.

A three-year letterman, the 21-year-old star was the designated hitter on LSU's 2000 NCAA championship team, and he was the Tigers' starting third baseman in 2001 and 2002. A biological sciences major with a 3.25 gpa, Pontiff was named to the 2002 District VI Academic all-America team, and he was a two-time of the Southeastern Conference Academic Honor Roll.

Pontiff was selected by the Oakland Athletics in the 21st round of the 2002 major league baseball draft. Prior to his death, he was considering a decision to either sign with the Athletics or return to LSU for his senior season.

As a freshman, Pontiff helped lead the Tigers to the 2000 national title, batting .347 with 20 doubles, seven homers and 45 RBI. He was voted the Most Outstanding Player of the 2000 SEC Tournament, and he was named an honorable mention Freshman all-American by Collegiate Baseball magazine.

Pontiff also hit .347 in 2001 with nine doubles, seven homers and 58 RBI. He earned first-team all-SEC recognition, and he was voted to the NCAA Baton Rouge Regional all-tournament team. The Tigers reached the NCAA Super Regional round and completed the season ranked No. 9 in the country.

He batted .339 in 2002 with 20 doubles, six homers and 46 RBI, earning second-team all-SEC honors as the Tigers advanced to an NCAA Super Regional and finished No. 11 in the nation.

Pontiff completed the 2002 season on the LSU career Top 10 lists in three offensive categories – hits (9th, 254), doubles (tied for 7th, 49) and batting average (10th, .344).

Prior to beginning his collegiate career, he was an honor roll student and all-state baseball player at Jesuit High School in New Orleans.

Pontiff is survived by his father Wally, Sr.; his mother, Terry; a younger sister, Haley; and a younger brother, Nicholas.





Allen Smith



Mike Miley

Allen Smith | LHP • Maysville, Ky.

1961 First-Team All-American

SMITH'S LSU CAREER STATISTICS

| YEAR | W-L | ERA | IP | H | R | ER | BB | SO |
|--------------|-------------|-------------|--------------|------------|-----------|-----------|-----------|------------|
| 1960 | 5-5 | 2.31 | 70.1 | 55 | 27 | 18 | 21 | 46 |
| 1961 | 10-2 | 1.34 | 88.0 | 53 | 18 | 13 | 25 | 75 |
| 1962 | 7-2 | 1.93 | 79.0 | 59 | 30 | 17 | 27 | 54 |
| TOTAL | 22-9 | 1.82 | 237.1 | 167 | 75 | 48 | 73 | 175 |

Mike Miley | INF • Metairie, La.

1974 First-Team All-American

MILEY'S LSU CAREER STATISTICS

| YEAR | G | AB | R | H | AVG. | 2B | 3B | HR | RBI | BB | SO | SB |
|--------------|------------|------------|-----------|-----------|-------------|-----------|----------|-----------|-----------|-----------|-----------|-----------|
| 1972 | 39 | 120 | 27 | 40 | .333 | 7 | 1 | 8 | 31 | 22 | 16 | 3 |
| 1973 | 31 | 99 | 22 | 27 | .273 | 4 | 2 | 2 | 11 | 21 | 28 | 3 |
| 1974 | 35 | 102 | 19 | 28 | .275 | 6 | 4 | 3 | 16 | 24 | 13 | 5 |
| TOTAL | 105 | 321 | 68 | 95 | .280 | 17 | 7 | 13 | 58 | 67 | 57 | 11 |



Ben McDonald



Wes Grisham

Ben McDonald | RHP • Denham Springs, La.

1988 & 1989 First-Team All-American

1989 Golden Spikes Award Recipient

MCDONALD'S LSU CAREER STATISTICS

| YEAR | G-GS | W-L | ERA | SV | CG | SHO | IP | H | R | ER | BB | SO |
|--------------|--------------|--------------|-------------|----------|-----------|----------|--------------|------------|------------|------------|-----------|------------|
| 1987 | 14-4 | 2-3 | 4.06 | 1 | 0 | 0 | 37.2 | 43 | 19 | 17 | 4 | 27 |
| 1988 | 22-14 | 13-7 | 2.65 | 1 | 10 | 0 | 118.2 | 96 | 46 | 35 | 27 | 144 |
| 1989 | 26-21 | 14-4 | 3.49 | 4 | 8 | 3 | 152.1 | 124 | 68 | 59 | 40 | 202 |
| TOTAL | 62-39 | 29-14 | 3.24 | 6 | 18 | 3 | 308.2 | 263 | 133 | 111 | 71 | 373 |

Wes Grisham | OF • Norman, Okla.

1990 First-Team All-American

GRISHAM'S LSU CAREER STATISTICS

| YEAR | G | AB | R | H | AVG. | 2B | 3B | HR | RBI | BB | SO | SB |
|--------------|------------|------------|------------|------------|-------------|-----------|-----------|-----------|------------|-----------|-----------|-----------|
| 1989 | 72 | 291 | 68 | 106 | .364 | 26 | 6 | 19 | 85 | 31 | 44 | 11 |
| 1990 | 73 | 278 | 65 | 100 | .360 | 18 | 4 | 11 | 72 | 34 | 41 | 5 |
| TOTAL | 145 | 569 | 133 | 206 | .362 | 44 | 10 | 30 | 157 | 65 | 85 | 16 |



Lloyd Peever



Todd Walker

Lloyd Peever | RHP • Stonewall, Okla.

1992 First-Team All-American

1992 Collegiate Baseball National Player of the Year

PEEVER'S LSU CAREER STATISTICS

| YEAR | G-GS | W-L | ERA | SV | CG | SHO | IP | H | R | ER | BB | SO |
|------|-------|------|------|----|----|-----|-------|----|----|----|----|-----|
| 1992 | 17-15 | 14-0 | 1.98 | 0 | 3 | 1 | 104.2 | 67 | 25 | 23 | 20 | 116 |

Todd Walker | 2B • Bossier City, La.

1993 & 1994 First-Team All-American

1993 College World Series Most Outstanding Player

1992 National Freshman of the Year

All-Time College World Series Team

WALKER'S LSU CAREER STATISTICS

| YEAR | AB | R | H | RBI | AVG. | 2B | 3B | HR | TB | SPCT. | BB | SO | SB |
|--------------|------------|------------|------------|------------|-------------|-----------|-----------|-----------|------------|-------------|------------|-----------|-----------|
| 1992 | 250 | 72 | 100 | 76 | .400 | 21 | 3 | 12 | 163 | .652 | 38 | 28 | 18 |
| 1993 | 276 | 85 | 109 | 102 | .395 | 17 | 11 | 22 | 214 | .775 | 49 | 35 | 14 |
| 1994 | 257 | 77 | 101 | 68 | .393 | 23 | 1 | 18 | 180 | .700 | 52 | 28 | 19 |
| TOTAL | 783 | 234 | 310 | 246 | .396 | 61 | 15 | 52 | 557 | .711 | 139 | 91 | 51 |

Brett Laxton | RHP • Audubon, N.J.

1993 First-Team All-American

1993 National Freshman of the Year

LAXTON'S LSU CAREER STATISTICS

| YEAR | G-GS | W-L | ERA | SV | CG | SHO | IP | H | R | ER | BB | SO |
|--------------|--------------|--------------|-------------|----------|----------|----------|------------|------------|------------|------------|------------|------------|
| 1993 | 19-17 | 12-1 | 1.98 | 0 | 5 | 1 | 109 | 67 | 32 | 24 | 47 | 98 |
| 1994 | 14-14 | 4-5 | 4.36 | 0 | 1 | 0 | 66 | 63 | 46 | 32 | 38 | 54 |
| 1995 | 13-13 | 4-4 | 4.37 | 0 | 0 | 0 | 68 | 65 | 44 | 33 | 42 | 65 |
| 1996 | 14-12 | 8-2 | 3.54 | 0 | 0 | 0 | 56 | 50 | 29 | 22 | 28 | 55 |
| TOTAL | 60-56 | 28-12 | 3.34 | 0 | 6 | 1 | 299 | 245 | 151 | 111 | 155 | 272 |



Brett Laxton



Russ Johnson

Russ Johnson | SS • Denham Springs, La.

1994 First-Team All-American

1994 SEC Player of the Year

JOHNSON'S LSU CAREER STATISTICS

| YEAR | G | AB | R | H | AVG. | 2B | 3B | HR | RBI | BB | SO | SB |
|--------------|------------|------------|------------|------------|-------------|-----------|-----------|-----------|------------|------------|-----------|-----------|
| 1992 | 63 | 240 | 61 | 81 | .338 | 16 | 3 | 7 | 49 | 29 | 35 | 16 |
| 1993 | 71 | 259 | 83 | 92 | .355 | 18 | 3 | 8 | 58 | 67 | 24 | 19 |
| 1994 | 66 | 234 | 72 | 96 | .410 | 26 | 4 | 17 | 74 | 67 | 25 | 26 |
| TOTAL | 200 | 733 | 216 | 269 | .367 | 60 | 10 | 32 | 181 | 163 | 84 | 61 |

Scott Schultz | RHP • Sterling, Va.


1995 First-Team All-American

SCHULTZ' LSU CAREER STATISTICS

| YEAR | G-GS | W-L | ERA | SV | CG | SHO | IP | H | R | ER | BB | SO |
|--------------|--------------|--------------|-------------|----------|-----------|----------|--------------|------------|------------|------------|------------|------------|
| 1992 | 21-10 | 8-3 | 2.90 | 0 | 3 | 1 | 93.1 | 80 | 32 | 31 | 29 | 76 |
| 1993 | 23-12 | 7-3 | 4.91 | 3 | 0 | 0 | 66.0 | 76 | 43 | 36 | 33 | 52 |
| 1994 | 19-17 | 12-2 | 3.26 | 1 | 4 | 1 | 118.2 | 112 | 60 | 43 | 29 | 131 |
| 1995 | 16-15 | 11-4 | 3.46 | 0 | 6 | 0 | 117.0 | 97 | 49 | 45 | 27 | 150 |
| TOTAL | 79-54 | 38-12 | 3.51 | 4 | 13 | 2 | 398.0 | 365 | 184 | 155 | 118 | 409 |



Scott Schultz



Eddie Yarnall

Eddie Yarnall | LHP • Coral Springs, Fla.

1996 First-Team All-American

YARNALL'S LSU CAREER STATISTICS

| YEAR | G-GS | W-L | ERA | SV | CG | SHO | IP | H | R | ER | BB | SO |
|--------------|--------------|-------------|-------------|----------|----------|----------|------------|------------|-----------|-----------|-----------|------------|
| 1994 | 5-5 | 0-0 | 10.95 | 0 | 0 | 0 | 12.1 | 12 | 16 | 15 | 10 | 17 |
| 1995 | 16-10 | 5-0 | 3.45 | 0 | 1 | 0 | 60 | 46 | 29 | 23 | 36 | 87 |
| 1996 | 19-17 | 11-1 | 2.38 | 0 | 3 | 0 | 124.2 | 89 | 37 | 33 | 52 | 156 |
| TOTAL | 40-32 | 16-1 | 3.24 | 0 | 4 | 0 | 197 | 147 | 82 | 71 | 98 | 260 |

Eddy Furniss | 1B • Nacogdoches, Texas

1996 & 1998 First-Team All-American

1998 Dick Howser Award Recipient

1996 SEC Player of the Year

FURNISS' LSU CAREER STATISTICS

| YEAR | AVG. | G | AB | R | H | 2B | 3B | HR | RBI | BB | SO | SB-A |
|--------------|-------------|------------|------------|------------|------------|-----------|----------|-----------|------------|------------|------------|-------------|
| 1995 | .326 | 62 | 215 | 30 | 70 | 14 | 1 | 9 | 52 | 15 | 44 | 2-2 |
| 1996 | .374 | 66 | 238 | 69 | 89 | 21 | 1 | 26 | 103 | 46 | 43 | 1-2 |
| 1997 | .378 | 70 | 259 | 77 | 98 | 25 | 0 | 17 | 77 | 58 | 56 | 0-3 |
| 1998 | .403 | 67 | 236 | 85 | 95 | 27 | 3 | 28 | 76 | 72 | 40 | 0-3 |
| TOTAL | .371 | 265 | 948 | 261 | 352 | 87 | 5 | 80 | 308 | 191 | 183 | 3-10 |



Eddy Furniss



Patrick Coogan

Patrick Coogan | RHP • Baton Rouge, La.

1997 First-Team All-American

COOGAN'S LSU CAREER STATISTICS

| YEAR | G-GS | W-L | ERA | SV | CG | SHO | IP | H | R | ER | BB | SO |
|--------------|--------------|-------------|-------------|----------|----------|----------|------------|------------|------------|------------|-----------|------------|
| 1995 | 8-2 | 2-0 | 3.72 | 0 | 0 | 0 | 19.1 | 15 | 9 | 8 | 3 | 27 |
| 1996 | 26-10 | 6-0 | 4.13 | 1 | 0 | 0 | 80.2 | 88 | 48 | 37 | 28 | 95 |
| 1997 | 25-17 | 14-3 | 4.46 | 3 | 3 | 0 | 125 | 114 | 69 | 62 | 36 | 144 |
| TOTAL | 59-29 | 22-3 | 4.28 | 4 | 3 | 0 | 225 | 217 | 126 | 107 | 67 | 266 |



Brandon Larson



Brad Cresse

Brandon Larson | SS • San Antonio, Texas

1997 First-Team All-American

1997 College World Series Most Outstanding Player

LARSON'S LSU CAREER STATISTICS

| YEAR | G | AB | R | H | AVG. | 2B | 3B | HR | RBI | BB | SO | SB |
|------|----|-----|----|-----|------|----|----|----|-----|----|----|----|
| 1997 | 69 | 289 | 82 | 110 | .381 | 16 | 2 | 40 | 118 | 21 | 57 | 9 |

Brad Cresse | C • Seal Beach, Calif.

1998 & 2000 First-Team All-American

2000 Johnny Bench Award Recipient

CRESSE'S LSU CAREER STATISTICS

| YEAR | G | AB | R | H | AVG. | 2B | 3B | HR | RBI | BB | SO | SB |
|--------------|------------|------------|------------|------------|-------------|-----------|----------|-----------|------------|------------|------------|----------|
| 1997 | 45 | 122 | 25 | 27 | .221 | 4 | 0 | 9 | 22 | 9 | 49 | 0 |
| 1998 | 63 | 232 | 55 | 75 | .323 | 13 | 0 | 29 | 90 | 32 | 66 | 0 |
| 1999 | 59 | 215 | 52 | 65 | .302 | 11 | 0 | 10 | 39 | 26 | 47 | 2 |
| 2000 | 69 | 273 | 73 | 106 | .388 | 21 | 0 | 30 | 106 | 39 | 51 | 1 |
| TOTAL | 236 | 842 | 205 | 273 | .324 | 49 | 0 | 78 | 257 | 106 | 213 | 3 |

Kurt Ainsworth | RHP • Baton Rouge, La.

1999 First-Team All-American

2000 Olympic Gold Medalist

AINSWORTH'S LSU CAREER STATISTICS

| YEAR | G-GS | W-L | ERA | SV | CG | SHO | IP | H | R | ER | BB | SO |
|--------------|--------------|-------------|-------------|----------|----------|----------|--------------|------------|-----------|-----------|-----------|------------|
| 1998 | 6-0 | 0-0 | 4.50 | 0 | 0 | 0 | 8.0 | 10 | 5 | 4 | 7 | 14 |
| 1999 | 22-19 | 13-6 | 3.45 | 1 | 5 | 2 | 130.1 | 114 | 65 | 50 | 48 | 157 |
| TOTAL | 28-19 | 13-6 | 3.51 | 1 | 5 | 2 | 138.1 | 124 | 70 | 54 | 55 | 171 |



Kurt Ainsworth



Aaron Hill

Aaron Hill | SS • Visalia, Calif.

2003 First-Team All-American

2003 SEC Player of the Year

HILL'S LSU CAREER STATISTICS

| YEAR | G-GS | AB | R | H | AVG. | 2B | 3B | HR | RBI | BB | SO | SB-SBA |
|--------------|----------------|------------|------------|------------|-------------|-----------|----------|-----------|------------|-----------|-----------|--------------|
| 2001 | 46-34 | 134 | 27 | 40 | .299 | 5 | 1 | 5 | 36 | 15 | 17 | 6-7 |
| 2002 | 56-54 | 222 | 46 | 73 | .329 | 18 | 2 | 9 | 47 | 20 | 20 | 10-11 |
| 2003 | 68-68 | 265 | 68 | 95 | .358 | 27 | 4 | 9 | 67 | 47 | 21 | 9-11 |
| TOTAL | 170-156 | 621 | 141 | 208 | .335 | 50 | 7 | 23 | 150 | 82 | 58 | 25-29 |

Jon Zeringue | RF • Thibodaux, La.

2004 First-Team All-American

2004 SEC Co-Player of the Year

ZERINGUE'S LSU CAREER STATISTICS

| YEAR | G-GS | AB | R | H | AVG. | 2B | 3B | HR | RBI | BB | SO | SB-SBA |
|--------------|----------------|------------|------------|------------|-------------|-----------|----------|-----------|------------|-----------|------------|--------------|
| 2002 | 36-30 | 98 | 10 | 24 | .245 | 5 | 0 | 2 | 8 | 6 | 21 | 1-1 |
| 2003 | 60-59 | 227 | 50 | 77 | .339 | 15 | 0 | 13 | 45 | 21 | 56 | 6-10 |
| 2004 | 65-65 | 255 | 56 | 98 | .384 | 19 | 2 | 12 | 57 | 26 | 37 | 3-5 |
| TOTAL | 161-154 | 580 | 116 | 199 | .343 | 39 | 2 | 27 | 110 | 53 | 114 | 10-16 |



Jon Zeringue



Ryan Patterson

Ryan Patterson | OF • Rowlett, Texas

2005 First-Team All-American

2003 & 2005 First-Team All-SEC

PATTERSON'S LSU CAREER STATISTICS

| YEAR | G-GS | AB | R | H | AVG. | 2B | 3B | HR | RBI | BB | SO | SB-SBA |
|--------------|----------------|------------|------------|------------|-------------|-----------|----------|-----------|------------|-----------|------------|--------------|
| 2003 | 64-63 | 263 | 59 | 92 | .350 | 20 | 1 | 16 | 51 | 14 | 39 | 3-7 |
| 2004 | 65-65 | 293 | 70 | 100 | .341 | 23 | 2 | 14 | 67 | 15 | 46 | 6-7 |
| 2005 | 61-61 | 249 | 74 | 92 | .369 | 23 | 2 | 20 | 56 | 30 | 28 | 7-8 |
| TOTAL | 190-189 | 805 | 203 | 284 | .353 | 66 | 5 | 50 | 174 | 59 | 113 | 16-22 |

Blake Dean | OF • Crestview, Fla.

2008 First-Team All-American
 2008 NCAA Regional Most Valuable Player
 2008 SEC Tournament Most Valuable Player

DEAN'S LSU CAREER STATISTICS

| YEAR | AVG | GP | GS | AB | R | H | 2B | 3B | HR | RBI | BB | SO | SB | ATT |
|--------------|-------------|------------|------------|------------|-----------|------------|-----------|----------|-----------|------------|-----------|-----------|----------|----------|
| 2007 | .316 | 56 | 56 | 206 | 30 | 65 | 12 | 3 | 7 | 46 | 20 | 25 | 1 | 2 |
| 2008 | .353 | 67 | 67 | 269 | 62 | 95 | 18 | 3 | 20 | 73 | 35 | 46 | 4 | 6 |
| TOTAL | .337 | 123 | 123 | 475 | 92 | 160 | 30 | 6 | 27 | 119 | 55 | 71 | 5 | 8 |



Blake Dean



Louis Coleman

Louis Coleman | RHP • Schlater, Miss.

2009 First-Team All-American
 2009 SEC Pitcher of the Year
 2009 First-Team All-SEC

COLEMAN'S LSU CAREER STATISTICS

| YEAR | ERA | W | L | APP | GS | CG | SHO | CBO | SV | IP | H | R | ER | BB | SO |
|--------------|-------------|-----------|-----------|-----------|-----------|----------|----------|----------|----------|--------------|------------|------------|------------|-----------|------------|
| 2006 | 6.14 | 5 | 6 | 15 | 13 | 0 | 0 | 0 | 0 | 80.2 | 95 | 60 | 55 | 33 | 50 |
| 2007 | 5.59 | 2 | 3 | 22 | 4 | 0 | 0 | 0 | 4 | 46.2 | 60 | 33 | 29 | 10 | 49 |
| 2008 | 1.95 | 8 | 1 | 23 | 3 | 0 | 0 | 0 | 2 | 55.1 | 45 | 15 | 12 | 10 | 62 |
| 2009 | 2.93 | 14 | 2 | 25 | 16 | 2 | 1 | 2 | 0 | 129.0 | 108 | 48 | 42 | 23 | 142 |
| TOTAL | 3.99 | 29 | 12 | 85 | 36 | 2 | 1 | 2 | 6 | 311.2 | 308 | 156 | 138 | 76 | 303 |

Mikie Mahtook | OF • Lafayette, La.

2011 First-Team All-American
 2011 First-Team All-SEC
 2009 SEC Tournament MVP

MAHTOOK'S LSU CAREER STATISTICS

| YEAR | AVG | GP | GS | AB | R | H | 2B | 3B | HR | RBI | BB | SO | SB | ATT |
|--------------|-------------|------------|------------|------------|------------|------------|-----------|-----------|-----------|------------|-----------|------------|-----------|-----------|
| 2009 | .316 | 63 | 49 | 196 | 41 | 62 | 8 | 3 | 7 | 38 | 14 | 41 | 9 | 13 |
| 2010 | .335 | 61 | 61 | 239 | 68 | 80 | 19 | 4 | 14 | 50 | 38 | 54 | 22 | 32 |
| 2011 | .383 | 56 | 56 | 196 | 61 | 75 | 12 | 5 | 14 | 56 | 41 | 32 | 29 | 38 |
| TOTAL | .344 | 180 | 166 | 631 | 170 | 217 | 39 | 12 | 35 | 144 | 93 | 127 | 60 | 83 |



Mikie Mahtook



Kevin Gausman

Kevin Gausman | RHP • Centennial, Colo.

2012 First-Team All-American
 2012 First-Team All-SEC

GAUSMAN'S LSU CAREER STATISTICS

| YEAR | ERA | W | L | APP | GS | CG | SHO | CBO | SV | IP | H | R | ER | BB | SO |
|--------------|-------------|-----------|----------|-----------|-----------|----------|----------|----------|----------|--------------|------------|-----------|-----------|-----------|------------|
| 2011 | 3.51 | 5 | 6 | 14 | 14 | 1 | 1 | 0 | 0 | 89.2 | 70 | 37 | 35 | 23 | 86 |
| 2012 | 2.77 | 12 | 2 | 18 | 17 | 2 | 0 | 2 | 0 | 123.2 | 106 | 42 | 38 | 28 | 135 |
| TOTAL | 3.08 | 17 | 8 | 32 | 31 | 3 | 1 | 2 | 0 | 213.1 | 176 | 79 | 73 | 51 | 221 |

Raph Rhymes | OF • Monroe, La.

2012 First-Team All-American
 2012 SEC Player of the Year
 2012 First-Team All-SEC

RHYMES' LSU CAREER STATISTICS

| YEAR | AVG | GP | GS | AB | R | H | 2B | 3B | HR | RBI | BB | SO | SB | ATT |
|--------------|-------------|------------|------------|------------|-----------|------------|-----------|----------|----------|-----------|-----------|-----------|-----------|-----------|
| 2011 | .360 | 56 | 56 | 214 | 43 | 77 | 18 | 0 | 3 | 42 | 24 | 19 | 8 | 10 |
| 2012 | .431 | 61 | 61 | 232 | 44 | 100 | 11 | 0 | 4 | 53 | 22 | 13 | 2 | 6 |
| TOTAL | .397 | 117 | 117 | 446 | 87 | 177 | 29 | 0 | 7 | 95 | 46 | 32 | 10 | 16 |



Raph Rhymes

MAJOR LEAGUE TIGERS



MLB World Series Champions from LSU

- | | |
|---------------------|--------------------------------------|
| INF Alvin Dark | New York Giants - 1954 (player) |
| | Oakland Athletics - 1974 (manager) |
| 1B Joe Bill Adcock | Milwaukee Braves - 1957 |
| LHP Mark Guthrie | Minnesota Twins - 1991 |
| LHP Eddie Yarnall | New York Yankees - 1999 and 2000 |
| LHP Randy Keisler | New York Yankees - 2000 |
| RHP Russ Springer | Arizona Diamondbacks - 2001 |
| RHP Curtis Leskanic | Boston Red Sox - 2004 |
| RHP Brian Wilson | San Francisco Giants - 2010 and 2012 |
| INF Mike Fontenot | San Francisco Giants - 2010 |
| LHP Brian Tallet | St. Louis Cardinals - 2011 |
| INF Ryan Theriot | St. Louis Cardinals - 2011 |
| | San Francisco Giants - 2012 |

LSU's Major League All-Stars

- | | |
|---------------------|--|
| Connie Ryan, 2B | Boston Braves (NL) - 1944 |
| Alvin Dark, SS | New York Giants (NL) - 1951-52, 1954 |
| Joe Bill Adcock, 1B | Milwaukee Braves (NL) - 1960 |
| Albert Belle, OF | Cleveland Indians (AL) - 1993-96 |
| | Chicago White Sox (AL) - 1997 |
| Paul Byrd, RHP | Philadelphia Phillies (NL) - 1999 |
| Brian Wilson, RHP | San Francisco Giants (NL) - 2008, 2010, 2011 |
| Brad Hawpe, OF | Colorado Rockies (NL) - 2009 |
| Aaron Hill, 2B | Toronto Blue Jays (AL) - 2009 |

Former LSU pitcher Brian Wilson helped lead San Francisco to the 2010 World Championship as the Giants' closer.



Sixty-two former LSU players have reached the major leagues, including 48 Tigers since 1987. LSU has had at least one former player make his MLB debut in 20 of the past 22 seasons. Pictured on page 51 are the former LSU players that have reached the big leagues since 1987.



Aaron Hill



Todd Walker



Brad Hawpe

LSU MAJOR LEAGUERS SINCE 1987



Kurt Ainsworth



Sean Barker



Albert Belle



Jim Bowie



Paul Byrd



Louis Coleman



Roy Corcoran



Mike Fontenot



Charlie Furbush



Rick Greene



Mark Guthrie



Will Harris



Brad Hawpe



Eric Hetzel



Aaron Hill



Trey Hodges



Russ Johnson



Ryan Jorgensen



Randy Keisler



Brandon Larson



Brett Laxton



DJ LeMahieu



Curtis Leskanic



Todd Linden



Barry Manuel



Ben McDonald



Warren Morris



Lyle Mouton



John O'Donoghue



Chad Ogea



Keith Osik



Clay Parker



Jeff Reboulet



Armando Rios



Billy Sadler



Andy Sheets



Mike Sirotko



Greg Smith



Russ Springer



Nick Stavinoha



Brian Tallet



Ryan Theriot



Ryan Verdugo



Jack Voigt



Todd Walker



Brian Wilson



Eddie Yarnall



Shane Youman

Below is a complete listing of Tigers in the Major Leagues, spanning every era of LSU's 120-year baseball history.

Joe Bill Adcock, OF/1B

Coushatta, La.
LSU: 1947
PLAYER
Cincinnati Reds: 1950-52
Milwaukee Braves: 1953-62
Cleveland Indians: 1963
Los Angeles/California Angels: 1964-66
MANAGER
Cleveland Indians: 1967

Kurt Ainsworth, RHP

Baton Rouge, La.
LSU: 1997-99
San Francisco Giants: 2001-03
Baltimore Orioles: 2003-04

A.W. Baird, INF

Cleburne, Texas
LSU: 1916
New York Giants: 1917, 1919

Sean Barker, OF

Bakersfield, Calif.
LSU: 2001-02
Colorado Rockies: 2007

Albert Belle, OF

Shreveport, La.
LSU: 1985-87
Cleveland Indians: 1989-96
Chicago White Sox: 1997-98
Baltimore Orioles: 1999-2000

Buddy Blair, 3B

Columbia, Miss.
LSU: 1933-34, 1936
Philadelphia Athletics: 1942

Jim Bowie, 1B

Fairfield, Calif.
LSU: 1986
Oakland Athletics: 1994-95

Paul Byrd, RHP

Louisville, Ky.
LSU: 1989-91
New York Mets: 1995-96
Atlanta Braves: 1997-98
Philadelphia Phillies: 1998-2001
Kansas City Royals: 2001-02
Atlanta Braves: 2003-04
Los Angeles Angels: 2005
Cleveland Indians: 2006-08
Boston Red Sox: 2008-09

Louis Coleman, RHP

Schlater, Miss.
LSU: 2006-09
Kansas City Royals: 2011-12

Roy Corcoran, RHP

Slaughter, La.
LSU: 2001
Montreal Expos: 2003-04
Washington Nationals: 2006
Seattle Mariners: 2008-09

Walker Cress, P

Ben Hur, Va.
LSU: 1938-39
Cincinnati Reds: 1948-49

Alvin Dark, INF/OF/P

Comanche, Okla.
LSU: 1943
PLAYER
Boston Braves: 1946, 1948-49
New York Giants: 1950-56
St. Louis Cardinals: 1956-58
Chicago Cubs: 1958-59
Philadelphia Phillies: 1960
Milwaukee Braves: 1960
MANAGER
San Francisco Giants: 1961-64
Kansas City Athletics: 1966-67
Cleveland Indians: 1968-71
Oakland Athletics: 1974-75
San Diego Padres: 1977

John Fetzer, P

Baton Rouge, La.
LSU: 1944
Boston Braves: 1948

Mike Fontenot, INF

Slidell, La.
LSU: 2000-01
Chicago Cubs: 2005, 2007-10
San Francisco Giants: 2010-11
Philadelphia Phillies: 2012

Mark Freeman, P

Memphis, Tenn.
LSU: 1949-51
Kansas City Athletics: 1959
New York Yankees: 1959
Chicago Cubs: 1960

Charlie Furbush, LHP

South Portland, Maine
LSU: 2007
Detroit Tigers: 2011
Seattle Mariners: 2011-12

Rick Greene, RHP

Miami, Fla.
LSU: 1990-92
Cincinnati Reds: 1999
Minnesota Twins: 2000

Mark Guthrie, LHP

Venice, Fla.
LSU: 1984-87
Minnesota Twins: 1989-95
Los Angeles Dodgers: 1995-98
Boston Red Sox: 1999
Chicago Cubs: 1999-2000
Tampa Bay Devil Rays: 2000
Toronto Blue Jays: 2000
Oakland Athletics: 2001
New York Mets: 2002
Chicago Cubs: 2003

Will Harris, RHP

Slidell, La.
LSU: 2003-06
Colorado Rockies: 2012

Brad Hawpe, OF/1B

Fort Worth, Texas
LSU: 1999-2000
Colorado Rockies: 2004-10
Tampa Bay Rays: 2010
San Diego Padres: 2011

Eric Hetzel, RHP

Crowley, La.
LSU: 1985
Boston Red Sox: 1989-90
Baltimore Orioles: 1991

Aaron Hill, INF

Visalia, Calif.
LSU: 2001-03
Toronto Blue Jays: 2006-11
Arizona Diamondbacks: 2011-12

Trey Hodges, RHP

Spring, Texas
LSU: 1999-2000
Atlanta Braves: 2002-03

Roland B. Howell, P

Napoleonville, La.
LSU: 1910-12
St. Louis Cardinals: 1912

Russ Johnson, SS

Denham Springs, La.
LSU: 1992-94
Houston Astros: 1997-2000
Tampa Bay Devil Rays: 2000-02
New York Yankees: 2005

Ryan Jorgensen, C

Kingwood, Texas
LSU: 2000
Florida Marlins: 2005
Cincinnati Reds: 2007-08
Minnesota Twins: 2008

Randy Keisler, LHP

Richards, Texas
LSU: 1998
New York Yankees: 2000-01
San Diego Padres: 2003
Cincinnati Reds: 2005
Oakland Athletics: 2006
St. Louis Cardinals: 2007

Brandon Larson, INF

San Antonio, Texas
LSU: 1997
Cincinnati Reds: 2001-04

Brett Laxton, RHP

Audubon, N.J.
LSU: 1993-96
Oakland Athletics: 1999
Kansas City Royals: 2000

DJ LeMahieu, INF

Bloomfield Hills, Mich.
LSU: 2008-09
Chicago Cubs: 2011-12
Colorado Rockies: 2012

Curtis Leskanic, RHP

Munhall, Pa.
LSU: 1988-89
Colorado Rockies: 1993-99
Milwaukee Brewers: 2000-03
Kansas City Royals: 2003-04
Boston Red Sox: 2004

Todd Linden, OF

Bremerton, Wash.
LSU: 2001
San Francisco Giants: 2003-07
Florida Marlins: 2007

Dave Madison, P

Brooksville, Miss.
LSU: 1941, 1943
New York Yankees: 1950
St. Louis Browns: 1952
Detroit Tigers: 1952-53

Barry Manuel, RHP

Mamou, La.
LSU: 1985-87
Texas Rangers: 1991-93
Baltimore Orioles: 1994
Montreal Expos: 1995-96
New York Mets: 1997
Arizona Diamondbacks: 1998

Ben McDonald, RHP

Denham Springs, La.
LSU: 1987-89
Baltimore Orioles: 1989-95
Milwaukee Brewers: 1996-97

Mike Miley, SS

Metairie, La.
LSU: 1972-74
California Angels: 1975-76

Joe Moock, 3B

Plaquemine, La.
LSU: 1964
New York Mets: 1967

Warren Morris, INF

Alexandria, La.
LSU: 1993-96
Pittsburgh Pirates: 1999-2001
Minnesota Twins: 2002
Detroit Tigers: 2003

Lyle Mouton, OF

Lafayette, La.
LSU: 1990-91
Chicago White Sox: 1995-97
Baltimore Orioles: 1998
Milwaukee Brewers: 1999-2000
Florida Marlins: 2001

John O'Donoghue, LHP

Elkton, Md.
LSU: 1988-90
Baltimore Orioles: 1993-94
Los Angeles Dodgers: 1994-96

Chad Ogea, RHP

Lake Charles, La.
LSU: 1989-91
Cleveland Indians: 1994-98
Philadelphia Phillies: 1999
Tampa Bay Devil Rays: 1999-2000

Keith Osik, C

Wading River, N.Y.
LSU: 1988-90
Pittsburgh Pirates: 1996-2002
Milwaukee Brewers: 2003
Baltimore Orioles: 2004
Washington Nationals: 2005

Clay Parker, RHP

Grayson, La.
LSU: 1982-85
Seattle Mariners: 1987
New York Yankees: 1988-89
Detroit Tigers: 1990-91
Oakland Athletics: 1991

Jeff Reboulet, INF

Kettering, Ohio
LSU: 1985-86
Minnesota Twins: 1992-96
Baltimore Orioles: 1997-99
Kansas City Royals: 2000
Los Angeles Dodgers: 2001-02
Pittsburgh Pirates: 2003

Armando Rios, OF

Carolina, Puerto Rico
LSU: 1991-93
San Francisco Giants: 1998-2001
Pittsburgh Pirates: 2001-02
Chicago White Sox: 2003

Connie Ryan, INF

New Orleans, La.
LSU: 1941
New York Giants: 1942
Boston Braves: 1943-50
Cincinnati Reds: 1950-51
Philadelphia Phillies: 1952-53
Chicago White Sox: 1953
Cincinnati Reds: 1953-54

Billy Sadler, RHP

Pensacola, Fla.
LSU: 2003
San Francisco Giants: 2006

Andy Sheets, INF

St. Amant, La.
LSU: 1991-92
Seattle Mariners: 1996-97
San Diego Padres: 1998
Anaheim Angels: 1999
Boston Red Sox: 2000
Tampa Bay Devil Rays: 2001-02

Mike Sirotko, LHP

Houston, Texas
LSU: 1990-93
Chicago White Sox: 1995-2000

Greg Smith, LHP

Alexandria, La.
LSU: 2003-05
Oakland Athletics: 2008
Colorado Rockies: 2010

Russ Springer, RHP

Pollock, La.
LSU: 1987-89
New York Yankees: 1992
California Angels: 1993-95
Philadelphia Phillies: 1995-96
Houston Astros: 1997
Arizona Diamondbacks: 1998
Atlanta Braves: 1998-99
Arizona Diamondbacks: 2000-01
St. Louis Cardinals: 2003
Houston Astros: 2004-06
St. Louis Cardinals: 2007-08
Oakland Athletics: 2009
Tampa Bay Rays: 2009
Cincinnati Reds: 2010

Nick Stavinoha, OF

Houston, Texas
LSU: 2004-05
St. Louis Cardinals: 2008-10

Art Swanson, P

Baton Rouge, La.
LSU: 1954
Pittsburgh Pirates: 1955-57

Brian Tallet, LHP

Bethany, Okla.
LSU: 1998-2000
Cleveland Indians: 2002-05
Toronto Blue Jays: 2006-11
St. Louis Cardinals: 2011

Ryan Theriot, INF

Baton Rouge, La.
LSU: 1999-2001
Chicago Cubs: 2005-10
Los Angeles Dodgers: 2010
St. Louis Cardinals: 2011
San Francisco Giants: 2012

Ryan Verdugo, LHP

Lake Stevens, Wash.
LSU: 2008
Kansas City Royals: 2012

Jack Voigt, OF

Venice, Fla.
LSU: 1985-87
Baltimore Orioles: 1992-95
Texas Rangers: 1995-96
Milwaukee Brewers: 1997
Texas Rangers: 1998
Oakland Athletics: 1998

Todd Walker, INF

Bossier City, La.
LSU: 1992-94
Minnesota Twins: 1996-2000
Colorado Rockies: 2000-01
Cincinnati Reds: 2001-02
Boston Red Sox: 2003
Chicago Cubs: 2004-06
San Diego Padres: 2006
Oakland Athletics: 2007

Randy Wiles, LHP

New Orleans, La.
LSU: 1970-73
Chicago White Sox: 1977

Brian Wilson, RHP

Londonderry, N.H.
LSU: 2001-03
San Francisco Giants: 2006-12

Eddie Yarnall, LHP

Coral Springs, Fla.
LSU: 1994-96
New York Yankees: 1999-2000
Cincinnati Reds: 2000-01

Shane Youman, LHP

New Iberia, La.
LSU: 1998-2001
Pittsburgh Pirates: 2006-07



Walker Cress pitched for the Cincinnati Reds in 1948-49.

Kurt Ainsworth RHP

| YEAR | G-GS | W-L | ERA | SV | CG | SHO | IP | H | R | ER | BB | SO |
|---------------|--------------|-------------|-------------|----------|----------|----------|--------------|------------|-----------|-----------|-----------|------------|
| 1998 | 6-0 | 0-0 | 4.50 | 0 | 0 | 0 | 8.0 | 10 | 5 | 4 | 7 | 14 |
| 1999 | 22-19 | 13-6 | 3.45 | 1 | 5 | 2 | 130.1 | 114 | 65 | 50 | 48 | 157 |
| TOTALS | 28-19 | 13-6 | 3.51 | 1 | 5 | 2 | 138.1 | 124 | 70 | 54 | 55 | 171 |

Sean Barker OF

| YEAR | AVG | GP-GS | AB | R | H | 2B | 3B | HR | RBI | BB | SO | SB-ATT |
|--------------|-------------|---------------|------------|-----------|------------|-----------|----------|-----------|-----------|-----------|-----------|--------------|
| 200 | .338 | 38-21 | 80 | 24 | 27 | 7 | 1 | 3 | 16 | 14 | 14 | 4-5 |
| 2002 | .382 | 66-66 | 267 | 47 | 102 | 16 | 0 | 8 | 62 | 22 | 42 | 24-28 |
| TOTAL | .372 | 104-87 | 347 | 71 | 129 | 23 | 1 | 11 | 78 | 36 | 56 | 28-33 |

Albert Belle OF

| YEAR | AB | R | H | RBI | AVG. | 2B | 3B | HR | TB | SPCT. | BB | SO | SB |
|---------------|------------|------------|------------|------------|-------------|-----------|-----------|-----------|------------|-------------|------------|------------|-----------|
| 1985 | 150 | 32 | 41 | 40 | .273 | 9 | 3 | 7 | 76 | .507 | 20 | 35 | 2 |
| 1986 | 243 | 63 | 86 | 66 | .354 | 13 | 5 | 21 | 172 | .708 | 40 | 55 | 17 |
| 1987 | 192 | 62 | 67 | 66 | .349 | 8 | 3 | 21 | 144 | .750 | 49 | 50 | 19 |
| TOTALS | 585 | 157 | 194 | 172 | .332 | 32 | 11 | 49 | 392 | .670 | 109 | 140 | 38 |

Jim Bowie 1B

| YEAR | AB | R | H | RBI | AVG. | 2B | 3B | HR | TB | SPCT. | BB | SO | SB |
|------|-----|----|----|-----|------|----|----|----|-----|-------|----|----|----|
| 1986 | 244 | 63 | 88 | 62 | .361 | 18 | 2 | 16 | 158 | .648 | 40 | 28 | 7 |

Paul Byrd RHP

| YEAR | G-GS | W-L | ERA | SV | CG | SHO | IP | H | R | ER | BB | SO |
|---------------|--------------|--------------|-------------|----------|----------|----------|--------------|------------|------------|------------|------------|------------|
| 1989 | 27-10 | 6-2 | 3.38 | 1 | 0 | 0 | 90.7 | 70 | 46 | 34 | 45 | 73 |
| 1990 | 29-19 | 17-6 | 3.84 | 1 | 6 | 1 | 140.7 | 147 | 74 | 60 | 52 | 130 |
| 1991 | 21-18 | 8-3 | 4.66 | 2 | 1 | 0 | 102.3 | 113 | 64 | 53 | 50 | 116 |
| TOTALS | 77-44 | 31-11 | 3.96 | 4 | 7 | 1 | 333.7 | 330 | 184 | 147 | 147 | 319 |

Louis Coleman RHP

| YEAR | ERA | W | L | APP | GS | CG | SHO | CBO | SV | IP | H | R | ER | BB | SO |
|--------------|-------------|-----------|-----------|-----------|-----------|----------|----------|----------|----------|--------------|------------|------------|------------|-----------|------------|
| 2006 | 6.14 | 5 | 6 | 15 | 13 | 0 | 0 | 0 | 0 | 80.2 | 95 | 60 | 55 | 33 | 50 |
| 2007 | 5.59 | 2 | 3 | 22 | 4 | 0 | 0 | 0 | 4 | 46.2 | 60 | 33 | 29 | 10 | 49 |
| 2008 | 1.95 | 8 | 1 | 23 | 3 | 0 | 0 | 0 | 2 | 55.1 | 45 | 15 | 12 | 10 | 62 |
| 2009 | 2.93 | 14 | 2 | 25 | 16 | 2 | 1 | 2 | 0 | 129.0 | 108 | 48 | 42 | 23 | 142 |
| TOTAL | 3.99 | 29 | 12 | 85 | 36 | 2 | 1 | 2 | 6 | 311.2 | 308 | 156 | 138 | 76 | 303 |

Roy Corcoran RHP

| YEAR | G-GS | W-L | ERA | SV | CG | SHO | IP | H | R | ER | BB | SO |
|------|------|-----|------|----|----|-----|------|----|----|----|----|----|
| 2001 | 28-3 | 8-4 | 5.48 | 0 | 0 | 0 | 69.0 | 67 | 47 | 42 | 31 | 62 |

Mike Fontenot 2B

| YEAR | GP-GS | AB | R | H | AVG | 2B | 3B | HR | RBI | BB | SO | SB-ATT |
|--------------|----------------|------------|------------|------------|-------------|-----------|----------|-----------|------------|-----------|------------|--------------|
| 2000 | 69-69 | 292 | 93 | 103 | .353 | 13 | 3 | 17 | 64 | 41 | 65 | 8-9 |
| 2001 | 59-57 | 221 | 64 | 75 | .339 | 13 | 0 | 14 | 50 | 40 | 45 | 7-11 |
| TOTAL | 128-126 | 513 | 157 | 178 | .347 | 26 | 3 | 31 | 114 | 81 | 110 | 15-20 |

Charlie Furbush LHP

| YEAR | ERA | W | L | APP | GS | CG | SHO | CBO | SV | IP | H | R | ER | BB | SO |
|------|------|---|---|-----|----|----|-----|-----|----|------|-----|----|----|----|----|
| 2007 | 4.95 | 3 | 9 | 16 | 16 | 0 | 0 | 0 | 0 | 87.1 | 104 | 63 | 48 | 37 | 88 |

Rick Greene RHP

| YEAR | G-GS | W-L | ERA | SV | CG | SHO | IP | H | R | ER | BB | SO |
|---------------|--------------|-------------|-------------|-----------|----------|----------|------------|------------|-----------|-----------|-----------|------------|
| 1990 | 34-2 | 1-3 | 4.30 | 7 | 0 | 0 | 67 | 81 | 42 | 32 | 28 | 38 |
| 1991 | 41-0 | 7-2 | 3.17 | 14 | 0 | 0 | 48.1 | 37 | 19 | 17 | 23 | 51 |
| 1992 | 28-0 | 5-3 | 3.02 | 8 | 0 | 0 | 53.2 | 38 | 19 | 18 | 25 | 62 |
| TOTALS | 103-2 | 13-8 | 3.57 | 29 | 0 | 0 | 169 | 156 | 80 | 67 | 76 | 151 |

Mark Guthrie LHP

| YEAR | G-GS | CG | W-L | ERA | IP | H | R | ER | BB | SO | HB | WP | SHO | SV |
|---------------|--------------|----------|--------------|-------------|--------------|------------|------------|------------|------------|------------|----------|-----------|----------|----------|
| 1984 | 10-3 | 1 | 3-0 | 2.00 | 36 | 27 | 15 | 8 | 18 | 46 | 0 | 2 | 0 | 1 |
| 1985 | 26-8 | 0 | 6-8 | 3.39 | 77.3 | 72 | 37 | 29 | 32 | 76 | 0 | 4 | 0 | 3 |
| 1986 | 25-22 | 4 | 9-2 | 4.24 | 123.3 | 121 | 70 | 58 | 59 | 122 | 3 | 7 | 1 | 3 |
| 1987 | 21-14 | 1 | 8-4 | 2.61 | 82.7 | 63 | 38 | 24 | 28 | 69 | 5 | 4 | 0 | 0 |
| TOTALS | 82-47 | 6 | 26-14 | 3.35 | 319.3 | 283 | 160 | 119 | 137 | 313 | 8 | 17 | 1 | 7 |

Will Harris RHP

| YEAR | ERA | W | L | APP | GS | CG | SHO | CBO | SV | IP | H | R | ER | BB | SO |
|--------------|-------------|----------|----------|-----------|----------|----------|----------|----------|----------|-------------|-----------|-----------|----------|-----------|-----------|
| 2004 | 3.00 | 0 | 0 | 3 | 0 | 0 | 0 | 0 | 0 | 3.0 | 4 | 1 | 1 | 3 | 2 |
| 2006 | 3.79 | 1 | 2 | 13 | 0 | 0 | 0 | 0 | 4 | 19.0 | 17 | 9 | 8 | 7 | 20 |
| TOTAL | 3.68 | 1 | 2 | 16 | 0 | 0 | 0 | 0 | 4 | 22.0 | 21 | 10 | 9 | 10 | 22 |

Brad Hawpe OF/1B

| YEAR | G | AB | R | H | AVG. | 2B | 3B | HR | RBI | BB | SO | SB-SBA |
|---------------|------------|------------|-----------|------------|-------------|-----------|----------|-----------|------------|-----------|-----------|------------|
| 1999 | 31 | 117 | 27 | 38 | .325 | 8 | 0 | 12 | 30 | 8 | 25 | 0-0 |
| 2000 | 69 | 287 | 71 | 104 | .362 | 36 | 1 | 12 | 84 | 42 | 44 | 1-1 |
| TOTALS | 100 | 404 | 98 | 142 | .351 | 44 | 1 | 24 | 114 | 50 | 69 | 1-1 |



Kurt Ainsworth



Mark Guthrie



Trey Hodges

LSU Stats of MLB Players (since 1987)



Curtis Leskanic

Eric Hetzel RHP

| YEAR | A | GS | CG | W | L | ERA | IP | H | R | ER | BB | SO | HB | WP | BK | SHO | SV |
|------|----|----|----|----|---|------|-----|----|----|----|----|----|----|----|----|-----|----|
| 1985 | 23 | 17 | 2 | 10 | 4 | 3.77 | 105 | 86 | 53 | 44 | 60 | 99 | 2 | 8 | 1 | 0 | 0 |

Aaron Hill SS

| YEAR | G-GS | AB | R | H | AVG. | 2B | 3B | HR | RBI | BB | SO | SB-SBA |
|--------------|----------------|------------|------------|------------|-------------|-----------|----------|-----------|------------|-----------|-----------|--------------|
| 2001 | 46-34 | 134 | 27 | 40 | .299 | 5 | 1 | 5 | 36 | 15 | 17 | 6-7 |
| 2002 | 56-54 | 222 | 46 | 73 | .329 | 18 | 2 | 9 | 47 | 20 | 20 | 10-11 |
| 2003 | 68-68 | 265 | 68 | 95 | .358 | 27 | 4 | 9 | 67 | 47 | 21 | 9-11 |
| TOTAL | 170-156 | 621 | 141 | 208 | .335 | 50 | 7 | 23 | 150 | 82 | 58 | 25-29 |

Trey Hodges RHP

| YEAR | G-GS | W-L | ERA | SV | CG | SHO | IP | H | R | ER | BB | SO |
|---------------|--------------|------------|-------------|----------|----------|----------|-------------|------------|-----------|-----------|-----------|-----------|
| 1999 | 13-7 | 3-2 | 7.08 | 0 | 0 | 0 | 34.1 | 50 | 31 | 27 | 8 | 38 |
| 2000 | 20-6 | 5-2 | 5.25 | 2 | 0 | 0 | 60.0 | 79 | 42 | 35 | 23 | 52 |
| TOTALS | 33-13 | 8-4 | 5.92 | 2 | 0 | 0 | 94.1 | 129 | 73 | 62 | 31 | 90 |

Russ Johnson SS

| YEAR | G | AB | R | H | AVG. | 2B | 3B | HR | RBI | BB | SO | SB |
|---------------|------------|------------|------------|------------|-------------|-----------|-----------|-----------|------------|------------|-----------|-----------|
| 1992 | 63 | 240 | 61 | 81 | .338 | 16 | 3 | 7 | 49 | 29 | 35 | 16 |
| 1993 | 71 | 259 | 83 | 92 | .355 | 18 | 3 | 8 | 58 | 67 | 24 | 19 |
| 1994 | 66 | 234 | 72 | 96 | .410 | 26 | 4 | 17 | 74 | 67 | 25 | 26 |
| TOTALS | 200 | 733 | 216 | 269 | .367 | 60 | 10 | 32 | 181 | 163 | 84 | 61 |

Ryan Jorgensen C

| YEAR | G | AB | R | H | AVG. | 2B | 3B | HR | RBI | BB | SO | SB-A |
|------|----|-----|----|----|------|----|----|----|-----|----|----|------|
| 2000 | 44 | 116 | 23 | 35 | .302 | 13 | 1 | 4 | 23 | 15 | 27 | 3-4 |

Randy Keisler LHP

| YEAR | ERA | W-L | G | GS | CG | SHO | SV | IP | H | R | ER | BB | SO |
|------|------|-----|----|----|----|-----|----|------|----|----|----|----|-----|
| 1998 | 4.61 | 9-5 | 27 | 12 | 2 | 1 | 2 | 99.2 | 97 | 65 | 51 | 33 | 135 |

Brandon Larson INF

| YEAR | G | AB | R | H | AVG. | 2B | 3B | HR | RBI | BB | SO | SB |
|------|----|-----|----|-----|------|----|----|----|-----|----|----|----|
| 1997 | 69 | 289 | 82 | 110 | .381 | 16 | 2 | 40 | 118 | 21 | 57 | 9 |

Brett Laxton RHP

| YEAR | G-GS | W-L | ERA | SV | CG | SHO | IP | H | R | ER | BB | SO |
|---------------|--------------|--------------|-------------|----------|----------|----------|------------|------------|------------|------------|------------|------------|
| 1993 | 19-17 | 12-1 | 1.98 | 0 | 5 | 1 | 109 | 67 | 32 | 24 | 47 | 98 |
| 1994 | 14-14 | 4-5 | 4.36 | 0 | 1 | 0 | 66 | 63 | 46 | 32 | 38 | 54 |
| 1995 | 13-13 | 4-4 | 4.37 | 0 | 0 | 0 | 68 | 65 | 44 | 33 | 42 | 65 |
| 1996 | 14-12 | 8-2 | 3.54 | 0 | 0 | 0 | 56 | 50 | 29 | 22 | 28 | 55 |
| TOTALS | 60-56 | 28-12 | 3.34 | 0 | 6 | 1 | 299 | 245 | 151 | 111 | 155 | 272 |

DJ LeMahieu INF

| YEAR | AVG | GP | GS | AB | R | H | 2B | 3B | HR | RBI | BB | HBP | SO | SB | ATT |
|--------------|-------------|------------|------------|------------|------------|------------|-----------|----------|-----------|-----------|-----------|----------|-----------|-----------|-----------|
| 2008 | .337 | 68 | 67 | 258 | 56 | 87 | 11 | 1 | 6 | 44 | 20 | 3 | 31 | 10 | 11 |
| 2009 | .350 | 72 | 72 | 274 | 57 | 96 | 13 | 4 | 5 | 43 | 31 | 5 | 41 | 12 | 16 |
| TOTAL | .344 | 140 | 139 | 532 | 113 | 183 | 24 | 5 | 11 | 87 | 51 | 8 | 72 | 22 | 27 |

Curtis Leskanic RHP

| YEAR | G-GS | W-L | ERA | SV | CG | SHO | IP | H | R | ER | BB | SO |
|---------------|--------------|-------------|-------------|----------|----------|----------|--------------|------------|-----------|-----------|-----------|------------|
| 1988 | 2-0 | 0-0 | 0.00 | 0 | 0 | 0 | 1.3 | 1 | 0 | 0 | 1 | 2 |
| 1989 | 29-15 | 15-2 | 3.19 | 3 | 1 | 0 | 115.7 | 102 | 54 | 41 | 51 | 120 |
| TOTALS | 31-15 | 15-2 | 3.15 | 3 | 1 | 0 | 117.0 | 103 | 54 | 41 | 52 | 122 |

Todd Linden OF

| YEAR | G-GS | AB | R | H | AVG. | 2B | 3B | HR | RBI | BB | SO | SB-SBA |
|------|-------|-----|----|----|------|----|----|----|-----|----|----|--------|
| 2001 | 66-65 | 256 | 65 | 80 | .312 | 14 | 1 | 20 | 76 | 26 | 49 | 9-11 |

Barry Manuel RHP

| YEAR | G-GS | W-L | ERA | SV | CG | SHO | IP | H | R | ER | BB | SO |
|---------------|-------------|-------------|-------------|-----------|----------|----------|--------------|-----------|-----------|-----------|-----------|------------|
| 1985 | 1-0 | 0-0 | 0.00 | 0 | 0 | 0 | 2.0 | 0 | 0 | 0 | 5 | 2 |
| 1986 | 41-0 | 10-3 | 2.37 | 9 | 0 | 0 | 72.7 | 41 | 23 | 19 | 46 | 91 |
| 1987 | 32-0 | 5-2 | 2.83 | 9 | 0 | 0 | 60.3 | 39 | 23 | 19 | 43 | 72 |
| TOTALS | 74-0 | 15-5 | 2.53 | 18 | 0 | 0 | 135.0 | 80 | 46 | 38 | 94 | 165 |

Ben McDonald RHP

| YEAR | G-GS | W-L | ERA | SV | CG | SHO | IP | H | R | ER | BB | SO |
|---------------|--------------|--------------|-------------|----------|-----------|----------|--------------|------------|------------|------------|-----------|------------|
| 1987 | 14-4 | 2-3 | 4.06 | 1 | 0 | 0 | 37.7 | 43 | 19 | 17 | 4 | 27 |
| 1988 | 22-14 | 13-7 | 2.65 | 1 | 10 | 0 | 118.7 | 96 | 46 | 35 | 27 | 144 |
| 1989 | 26-21 | 14-4 | 3.49 | 4 | 8 | 3 | 152.3 | 124 | 68 | 59 | 40 | 202 |
| TOTALS | 62-39 | 29-14 | 3.24 | 6 | 18 | 3 | 308.7 | 263 | 133 | 111 | 71 | 373 |



Todd Linden



Warren Morris

Warren Morris INF

| YEAR | G | AB | R | H | AVG. | 2B | 3B | HR | RBI | BB | SO | SB |
|---------------|------------|------------|------------|------------|-------------|-----------|----------|-----------|------------|------------|-----------|-----------|
| 1994 | 64 | 229 | 58 | 65 | .284 | 7 | 0 | 4 | 33 | 51 | 45 | 9 |
| 1995 | 64 | 252 | 70 | 93 | .369 | 17 | 3 | 8 | 50 | 49 | 31 | 18 |
| 1996 | 28 | 75 | 24 | 30 | .400 | 3 | 0 | 1 | 19 | 11 | 12 | 4 |
| TOTALS | 156 | 556 | 152 | 188 | .338 | 27 | 3 | 13 | 102 | 111 | 88 | 31 |

Lyle Mouton OF

| YEAR | AB | R | H | RBI | AVG. | 2B | 3B | HR | TB | SPCT. | BB | SO | SB |
|---------------|------------|------------|------------|------------|-------------|-----------|----------|-----------|------------|-------------|-----------|-----------|-----------|
| 1990 | 174 | 44 | 61 | 41 | .351 | 23 | 6 | 9 | 111 | .638 | 33 | 39 | 5 |
| 1991 | 249 | 78 | 88 | 62 | .355 | 17 | 2 | 13 | 148 | .597 | 52 | 44 | 20 |
| TOTALS | 422 | 122 | 149 | 103 | .353 | 40 | 8 | 22 | 259 | .614 | 85 | 83 | 25 |

John O'Donoghue LHP

| YEAR | G-GS | W-L | ERA | SV | CG | SHO | IP | H | R | ER | BB | SO |
|---------------|--------------|-------------|-------------|----------|----------|----------|--------------|------------|-----------|-----------|-----------|------------|
| 1988 | 10-2 | 1-0 | 3.78 | 3 | 0 | 0 | 16.7 | 12 | 13 | 7 | 23 | 21 |
| 1989 | 12-6 | 3-1 | 4.99 | 1 | 0 | 0 | 30.7 | 34 | 23 | 17 | 27 | 32 |
| 1990 | 20-18 | 12-3 | 2.88 | 0 | 2 | 1 | 109.3 | 118 | 46 | 35 | 27 | 85 |
| TOTALS | 42-26 | 16-4 | 3.39 | 4 | 2 | 1 | 156.7 | 164 | 82 | 59 | 77 | 138 |

Chad Ogea RHP

| YEAR | G-GS | W-L | ERA | SV | CG | SHO | IP | H | R | ER | BB | SO |
|---------------|--------------|-------------|-------------|----------|----------|----------|--------------|------------|------------|------------|------------|------------|
| 1989 | 16-2 | 2-0 | 2.56 | 0 | 0 | 0 | 31.7 | 19 | 11 | 9 | 15 | 33 |
| 1990 | 23-20 | 14-2 | 3.62 | 0 | 5 | 0 | 131.7 | 100 | 64 | 53 | 44 | 123 |
| 1991 | 25-20 | 14-5 | 3.08 | 1 | 1 | 0 | 131.3 | 117 | 59 | 45 | 48 | 140 |
| TOTALS | 64-42 | 30-7 | 3.27 | 1 | 6 | 0 | 294.7 | 236 | 134 | 107 | 107 | 296 |

Keith Osik C

| YEAR | AB | R | H | RBI | AVG. | 2B | 3B | HR | TB | SPCT. | BB | SO | SB |
|---------------|------------|------------|------------|------------|-------------|-----------|----------|-----------|------------|-------------|------------|-----------|-----------|
| 1988 | 145 | 18 | 27 | 23 | .186 | 7 | 1 | 2 | 42 | .290 | 24 | 22 | 2 |
| 1989 | 262 | 58 | 78 | 37 | .298 | 14 | 1 | 3 | 103 | .393 | 39 | 27 | 4 |
| 1990 | 268 | 60 | 91 | 65 | .340 | 23 | 4 | 8 | 146 | .545 | 45 | 35 | 15 |
| TOTALS | 675 | 136 | 196 | 125 | .290 | 44 | 6 | 13 | 291 | .431 | 108 | 84 | 21 |

Clay Parker RHP

| YEAR | A | GS | CG | W | L | ERA | IP | H | R | ER | BB | SO | HB | WP | BK | SHO | SV |
|---------------|-----------|-----------|-----------|-----------|-----------|-------------|------------|------------|------------|------------|------------|------------|-----------|-----------|----------|----------|----------|
| 1982 | 18 | 9 | 4 | 4 | 4 | 4.96 | 65.3 | 61 | 50 | 36 | 50 | 42 | 1 | 4 | - | 1 | - |
| 1983 | 13 | 8 | 1 | 0 | 5 | 8.20 | 45 | 58 | 48 | 41 | 35 | 40 | 3 | 1 | - | 0 | - |
| 1984 | 21 | 13 | 4 | 7 | 5 | 4.04 | 91.3 | 95 | 56 | 41 | 30 | 67 | 2 | 6 | - | 0 | - |
| 1985 | 21 | 15 | 4 | 8 | 2 | 4.13 | 94.3 | 99 | 54 | 43 | 34 | 98 | 5 | 9 | 1 | 1 | 1 |
| TOTALS | 73 | 45 | 13 | 19 | 16 | 4.90 | 296 | 313 | 208 | 161 | 149 | 247 | 11 | 20 | 1 | 2 | 1 |

Jeff Reboulet IF

| YEAR | AB | R | H | RBI | AVG. | 2B | 3B | HR | TB | SPCT. | BB | SO | SB |
|---------------|------------|------------|------------|-----------|-------------|-----------|----------|----------|------------|-------------|-----------|-----------|-----------|
| 1985 | 211 | 58 | 85 | 33 | .308 | 11 | 2 | 5 | 95 | .450 | 46 | 33 | 34 |
| 1986 | 254 | 63 | 74 | 38 | .291 | 19 | 4 | 2 | 107 | .421 | 47 | 29 | 24 |
| TOTALS | 465 | 121 | 139 | 71 | .299 | 30 | 6 | 7 | 202 | .434 | 93 | 62 | 58 |

Armando Rios OF

| YEAR | G | AB | R | H | AVG. | 2B | 3B | HR | RBI | BB | SO | SB |
|---------------|------------|------------|------------|-----------|-------------|-----------|----------|-----------|------------|------------|-----------|-----------|
| 1991 | 59 | 136 | 40 | 41 | .301 | 11 | 0 | 4 | 20 | 33 | 21 | 4 |
| 1992 | 58 | 197 | 49 | 47 | .239 | 9 | 1 | 7 | 40 | 46 | 41 | 12 |
| 1993 | 70 | 235 | 71 | 75 | .319 | 13 | 4 | 9 | 61 | 64 | 33 | 20 |
| TOTALS | 187 | 568 | 160 | 63 | .278 | 33 | 5 | 20 | 101 | 143 | 95 | 36 |

Billy Sadler RHP

| YEAR | G-GS | W-L | ERA | SV | CG | SHO | IP | H | R | ER | BB | SO |
|------|------|-----|------|----|----|-----|------|----|----|----|----|----|
| 2003 | 28-1 | 1-2 | 3.89 | 4 | 0 | 0 | 44.0 | 36 | 27 | 19 | 27 | 57 |

Andy Sheets SS

| YEAR | AB | R | H | RBI | AVG. | 2B | 3B | HR | TB | SPCT. | BB | SO | SB |
|---------------|------------|------------|------------|-----------|-------------|-----------|----------|-----------|------------|-------------|-----------|-----------|-----------|
| 1991 | 238 | 48 | 65 | 42 | .273 | 11 | 4 | 3 | 93 | .391 | 39 | 45 | 9 |
| 1992 | 265 | 54 | 85 | 43 | .321 | 17 | 1 | 7 | 125 | .472 | 29 | 50 | 7 |
| TOTALS | 503 | 102 | 150 | 85 | .298 | 28 | 5 | 10 | 218 | .433 | 68 | 95 | 16 |

Mike Sirotko LHP

| YEAR | G-GS | W-L | ERA | SV | CG | SHO | IP | H | R | ER | BB | SO |
|---------------|--------------|--------------|-------------|----------|-----------|----------|--------------|------------|------------|------------|------------|------------|
| 1990 | 21-1 | 1-2 | 3.12 | 1 | 0 | 0 | 49.0 | 51 | 22 | 17 | 24 | 53 |
| 1991 | 31-1 | 11-0 | 2.80 | 1 | 2 | 1 | 99.7 | 86 | 41 | 31 | 43 | 96 |
| 1992 | 22-10 | 6-3 | 4.48 | 2 | 0 | 0 | 78.3 | 77 | 50 | 39 | 26 | 72 |
| 1993 | 13-16 | 12-6 | 1.99 | 0 | 10 | 2 | 145.0 | 121 | 42 | 32 | 35 | 105 |
| TOTALS | 97-42 | 30-11 | 2.88 | 4 | 12 | 3 | 372.0 | 335 | 155 | 119 | 128 | 326 |



Keith Osik



Russ Springer



Brian Tallet



Ryan Theriot

Greg Smith LHP

| YEAR | ERA | W | L | APP | GS | CG | SHO | SV | IP | H | R | ER | BB | SO |
|--------------|-------------|-----------|----------|-----------|-----------|----------|----------|----------|--------------|------------|-----------|-----------|-----------|------------|
| 2003 | 4.01 | 0 | 2 | 17 | 0 | 0 | 0 | 1 | 33.2 | 39 | 26 | 15 | 7 | 30 |
| 2004 | 2.35 | 2 | 0 | 22 | 0 | 0 | 0 | 1 | 30.2 | 26 | 8 | 8 | 13 | 35 |
| 2005 | 2.60 | 10 | 3 | 17 | 16 | 3 | 2 | 0 | 104.0 | 99 | 40 | 30 | 25 | 82 |
| TOTAL | 2.83 | 12 | 5 | 56 | 16 | 3 | 2 | 2 | 168.1 | 164 | 74 | 53 | 45 | 147 |

Russ Springer RHP

| YEAR | G-GS | W-L | ERA | SV | CG | SHO | IP | H | R | ER | BB | SO |
|---------------|--------------|--------------|-------------|----------|----------|----------|------------|------------|------------|-----------|------------|------------|
| 1987 | 14-6 | 3-0 | 4.43 | 0 | 0 | 0 | 42.7 | 33 | 28 | 21 | 28 | 68 |
| 1988 | 21-15 | 7-7 | 2.95 | 4 | 4 | 0 | 119 | 98 | 48 | 39 | 73 | 156 |
| 1989 | 21-14 | 9-3 | 3.49 | 2 | 1 | 0 | 90.3 | 75 | 43 | 35 | 40 | 89 |
| TOTALS | 56-35 | 19-10 | 3.39 | 6 | 5 | 0 | 252 | 206 | 119 | 95 | 141 | 313 |

Nick Stavinoha OF

| YEAR | AVG | GP | GS | AB | R | H | 2B | 3B | HR | RBI | BB | SO | SB | ATT |
|--------------|-------------|------------|------------|------------|-----------|------------|-----------|----------|-----------|------------|-----------|-----------|----------|-----------|
| 2004 | .323 | 59 | 58 | 232 | 46 | 75 | 17 | 1 | 8 | 42 | 16 | 33 | 3 | 5 |
| 2005 | .370 | 62 | 60 | 257 | 50 | 95 | 23 | 1 | 18 | 65 | 17 | 20 | 5 | 6 |
| TOTAL | .348 | 121 | 118 | 489 | 96 | 170 | 40 | 2 | 26 | 107 | 33 | 53 | 8 | 11 |

Brian Tallet LHP

| YEAR | G-GS | W-L | ERA | SV | CG | SHO | IP | H | R | ER | BB | SO |
|---------------|--------------|-------------|-------------|----------|----------|----------|--------------|------------|------------|-----------|-----------|------------|
| 1999 | 19-12 | 3-4 | 5.01 | 0 | 0 | 0 | 59.1 | 59 | 41 | 33 | 30 | 60 |
| 2000 | 25-21 | 15-3 | 3.52 | 1 | 3 | 3 | 143.1 | 132 | 74 | 56 | 57 | 134 |
| TOTALS | 44-33 | 18-7 | 3.95 | 1 | 3 | 3 | 202.2 | 191 | 115 | 89 | 87 | 194 |

Ryan Theriot SS

| YEAR | AVG | GP-GS | AB | R | H | 2B | 3B | HR | RBI | BB | SO | SB-ATT |
|--------------|-------------|----------------|------------|------------|------------|-----------|----------|----------|------------|------------|-----------|--------------|
| 1999 | .322 | 65-65 | 242 | 55 | 78 | 11 | 3 | 2 | 41 | 52 | 33 | 13-20 |
| 2000 | .305 | 69-69 | 275 | 68 | 84 | 14 | 3 | 2 | 41 | 57 | 30 | 7-10 |
| 2001 | .353 | 67-67 | 266 | 67 | 94 | 18 | 3 | 1 | 48 | 48 | 35 | 17-20 |
| TOTAL | .327 | 201-201 | 783 | 190 | 256 | 43 | 9 | 5 | 130 | 157 | 98 | 37-50 |

Ryan Verdugo LHP

| YEAR | ERA | W | L | APP | GS | CG | SHO | CBO | SV | IP | H | R | ER | BB | SO |
|------|------|---|---|-----|----|----|-----|-----|----|------|----|----|----|----|----|
| 2008 | 4.12 | 9 | 4 | 20 | 18 | 1 | 0 | 1 | 0 | 96.0 | 95 | 51 | 44 | 37 | 85 |

Jack Voigt OF

| YEAR | AB | R | H | RBI | AVG. | 2B | 3B | HR | TB | SPCT. | BB | SO | SB |
|---------------|------------|-----------|------------|-----------|-------------|-----------|----------|-----------|------------|-------------|-----------|-----------|-----------|
| 1985 | 8 | 2 | 2 | 3 | .250 | 0 | 0 | 0 | 2 | .250 | 1 | 3 | 0 |
| 1986 | 128 | 28 | 37 | 32 | .289 | 8 | 0 | 9 | 72 | .563 | 28 | 28 | 6 |
| 1987 | 248 | 63 | 73 | 61 | .294 | 12 | 3 | 16 | 139 | .560 | 42 | 62 | 12 |
| TOTALS | 384 | 93 | 112 | 96 | .292 | 20 | 3 | 25 | 213 | .555 | 71 | 93 | 18 |

Todd Walker 2B

| YEAR | AB | R | H | RBI | AVG. | 2B | 3B | HR | TB | SPCT. | BB | SO | SB |
|---------------|------------|------------|------------|------------|-------------|-----------|-----------|-----------|------------|-------------|------------|-----------|-----------|
| 1992 | 250 | 72 | 100 | 76 | .400 | 21 | 3 | 12 | 163 | .652 | 38 | 28 | 18 |
| 1993 | 276 | 85 | 109 | 102 | .395 | 17 | 11 | 22 | 214 | .775 | 49 | 35 | 14 |
| 1994 | 257 | 77 | 101 | 68 | .393 | 23 | 1 | 18 | 180 | .700 | 52 | 28 | 19 |
| TOTALS | 783 | 234 | 310 | 246 | .396 | 61 | 15 | 52 | 557 | .711 | 139 | 91 | 51 |

Brian Wilson RHP

| YEAR | G-GS | W-L | ERA | SV | CG | SHO | IP | H | R | ER | BB | SO |
|--------------|--------------|--------------|-------------|----------|----------|----------|--------------|------------|------------|-----------|-----------|------------|
| 2001 | 20-4 | 3-2 | 5.67 | 3 | 0 | 0 | 39.2 | 40 | 28 | 25 | 20 | 22 |
| 2002 | 23-10 | 10-5 | 3.54 | 2 | 2 | 1 | 94.0 | 112 | 50 | 37 | 31 | 71 |
| 2003 | 8-8 | 5-3 | 3.38 | 0 | 1 | 1 | 50.2 | 60 | 23 | 19 | 13 | 35 |
| TOTAL | 51-22 | 18-10 | 3.95 | 5 | 3 | 2 | 184.1 | 212 | 101 | 81 | 64 | 128 |

Eddie Yarnall LHP

| YEAR | G-GS | W-L | ERA | SV | CG | SHO | IP | H | R | ER | BB | SO |
|---------------|--------------|-------------|-------------|----------|----------|----------|------------|------------|-----------|-----------|-----------|------------|
| 1994 | 5-5 | 0-0 | 10.95 | 0 | 0 | 0 | 12.1 | 12 | 16 | 15 | 10 | 17 |
| 1995 | 16-10 | 5-0 | 3.45 | 0 | 1 | 0 | 60 | 46 | 29 | 23 | 36 | 87 |
| 1996 | 19-17 | 11-1 | 2.38 | 0 | 3 | 0 | 124.2 | 89 | 37 | 33 | 52 | 156 |
| TOTALS | 40-32 | 16-1 | 3.24 | 0 | 4 | 0 | 197 | 147 | 82 | 71 | 98 | 260 |

Shane Youman LHP

| YEAR | G-GS | W-L | ERA | SV | CG | SHO | IP | H | R | ER | BB | SO |
|--------------|--------------|------------|-------------|----------|----------|----------|-------------|------------|-----------|-----------|-----------|-----------|
| 1999 | 4-1 | 0-0 | 3.52 | 0 | 0 | 0 | 7.2 | 7 | 5 | 3 | 8 | 4 |
| 2000 | 28-0 | 3-0 | 4.55 | 1 | 0 | 0 | 31.2 | 31 | 23 | 16 | 20 | 25 |
| 2001 | 18-10 | 3-2 | 5.17 | 1 | 0 | 0 | 54.0 | 67 | 39 | 31 | 33 | 33 |
| TOTAL | 50-11 | 6-2 | 4.82 | 2 | 0 | 0 | 93.1 | 105 | 67 | 50 | 61 | 62 |



Eddie Yarnall



Shane Youman

| YEAR | PLAYER | POSITION | ROUND | TEAM |
|------|-------------------|----------|-------|----------------------|
| 1965 | Joe Moock | SS | 3rd | New York Mets |
| 1966 | Bruce Baudier | RHP | 31st | Washington Senators |
| 1967 | Bruce Baudier | RHP | 5th | New York Yankees |
| | Richard Hicks | RHP | 6th | Washington Senators |
| 1968 | Richard Hicks | RHP | 4th * | Houston Astros |
| | William Hunt | SS | 7th * | Baltimore Orioles |
| 1969 | William Hunt | SS | 9th * | Cleveland Indians |
| 1970 | Bill Bright | OF | 2nd * | St. Louis Cardinals |
| 1972 | Joel Sexton | RHP | 27th | Pittsburgh Pirates |
| 1973 | Randy Wiles | LHP | 5th | St. Louis Cardinals |
| 1974 | Mike Miley | SS | 1st | California Angels |
| 1975 | Guy Hollingsworth | LHP | 16th | San Diego Padres |
| | Pat Moock | RHP | 22nd | Texas Rangers |
| 1976 | Wally McMakin | RHP | 23rd | Minnesota Twins |
| | Paul Stefan | RHP | 24th | Chicago White Sox |
| | Frank Toups | INF | 26th | Cleveland Indians |
| 1979 | Duane Dewey | C/LB | 1st * | Kansas City Royals |
| 1982 | Billy Wiesler | OF | 14th | California Angels |
| | Billy Donathon | RHP | 15th | St. Louis Cardinals |
| 1983 | Cal Santarelli | RHP | 3rd | Cleveland Indians |
| | Ronnie Robbins | RHP | 14th | Toronto Blue Jays |
| 1984 | Mark Howie | SS | 3rd | Oakland Athletics |
| | Tim Sossamon | OF | 12th | St. Louis Cardinals |
| | Tim Schneider | 3B | 15th | Seattle Mariners |
| | Mark Cooper | C | 16th | Toronto Blue Jays |
| | Clay Parker | RHP | 21st | Minnesota Twins |
| 1985 | Eric Hetzel | RHP | 1st * | Boston Red Sox |
| | Robbie Smith | RHP | 4th | Minnesota Twins |
| | Marty Lanoux | 3B | 13th | Minnesota Twins |
| | Clay Parker | RHP | 15th | Seattle Mariners |
| | Jeff Reboulet | SS | 26th | Houston Astros |
| 1986 | Mark Guthrie | LHP | 4th | St. Louis Cardinals |
| | Jeff Reboulet | SS | 10th | Minnesota Twins |
| | Rob Leary | C | 12th | Montreal Expos |
| | Jeff Yurtin | 3B | 12th | San Diego Padres |
| | Jim Bowie | 1B | 12th | Seattle Mariners |
| 1987 | Albert Belle | OF | 2nd | Cleveland Indians |
| | Barry Manuel | RHP | 2nd | Texas Rangers |
| | Gregg Patterson | LHP | 5th | Chicago Cubs |
| | Mark Guthrie | LHP | 7th | Minnesota Twins |
| | Jack Voigt | OF | 9th | Baltimore Orioles |
| | Stan Loewer | RHP | 16th | San Francisco Giants |
| 1988 | Dan Kite | RHP | 4th | Boston Red Sox |
| 1989 | Ben McDonald | RHP | 1st | Baltimore Orioles |
| | Russ Springer | RHP | 7th | New York Yankees |
| | Curtis Leskanic | RHP | 8th | Cleveland Indians |
| | Mike Bianco | C | 40th | Detroit Tigers |
| 1990 | Tim Clark | OF | 8th | Milwaukee Brewers |
| | Wes Grisham | OF | 14th | Pittsburgh Pirates |
| | Keith Osik | C | 23rd | Pittsburgh Pirates |
| | Scott Bethea | SS | 28th | Boston Red Sox |
| 1991 | Chad Ogea | RHP | 3rd | Cleveland Indians |
| | Paul Byrd | RHP | 4th | Cleveland Indians |
| | Lyle Mouton | OF | 5th | New York Yankees |
| | Mark LaRosa | LHP | 8th | Montreal Expos |
| | Gary Hymel | C | 14th | Montreal Expos |
| 1992 | Rick Greene | RHP | 1st | Detroit Tigers |
| | Lloyd Peever | RHP | 4th | Colorado Rockies |
| | Andy Sheets | SS | 4th | Seattle Mariners |
| 1993 | Harry Berrios | OF | 8th | Baltimore Orioles |
| | Matt Chamberlain | RHP | 11th | Pittsburgh Pirates |
| | Mike Sirotko | LHP | 15th | Chicago White Sox |
| | Mike Neal | OF | 16th | Cleveland Indians |
| | Trey Rutledge | RHP | 19th | Cincinnati Reds |
| | Will Hunt | LHP | 31st | Detroit Tigers |
| 1994 | Todd Walker | 2B | 1st | Minnesota Twins |
| | Russ Johnson | SS | 1st | Houston Astros |
| 1995 | Scott Schultz | RHP | 5th | Cleveland Indians |
| | Mike Klostermeyer | 1B | 18th | Oakland Athletics |
| | Scott Fitterer | RHP | 22nd | Toronto Blue Jays |
| | Brett Laxton | RHP | 24th | Seattle Mariners |
| | Brian Winders | RHP | 66th | Kansas City Royals |

* selected in the secondary phase of the draft



Former Tigers Albert Belle and Ben McDonald enjoyed stellar major league careers.



Brandon Larson was the 1997 first-round pick of the Cincinnati Reds.

LSU in the Major League Draft

| | | | | |
|---------------|----------------|------|-----------------------|----------------------|
| 1996 | Eddie Yarnall | LHP | 3rd | New York Mets |
| | Nathan Dunn | 3B | 4th | San Diego Padres |
| | Warren Morris | 2B | 5th | Texas Rangers |
| | Tim Lanier | C | 10th | San Diego Padres |
| | Justin Bowles | OF | 16th | Oakland Athletics |
| | Jason Williams | SS | 16th | Cincinnati Reds |
| 1997 | Brett Laxton | RHP | 24th | Oakland Athletics |
| | Patrick Coogan | RHP | 48th | Arizona Diamondbacks |
| | Brandon Larson | SS | 1st | Cincinnati Reds |
| | Patrick Coogan | RHP | 3rd | St. Louis Cardinals |
| | Casey Cuntz | INF | 10th | Arizona Diamondbacks |
| | Mike Koerner | OF | 11th | Oakland Athletics |
| 1998 | Eddy Furniss | 1B | 4th | Pittsburgh Pirates |
| | Jake Esteves | RHP | 6th | San Francisco Giants |
| | Doug Thompson | RHP | 19th | Colorado Rockies |
| | Chris Demouy | LHP | 24th | Anaheim Angels |
| | Dan Guillory | RHP | 40th | Cleveland Indians |
| | Kurt Ainsworth | RHP | 1st | San Francisco Giants |
| 1999 | Jeff Leamont | 1B | 9th | New York Yankees |
| | Josh Dalton | SS | 12th | Los Angeles Dodgers |
| | Bryan Grace | RHP | 16th | New York Yankees |
| | Brian Tallet | LHP | 19th | Pittsburgh Pirates |
| | Brandon Bowe | RHP | 30th | Florida Marlins |
| | Brian Tallet | LHP | 2nd | Cleveland Indians |
| 2000 | Brad Cresse | C | 5th | Arizona Diamondbacks |
| | Ryan Jorgensen | C | 7th | Chicago Cubs |
| | Cedrick Harris | OF | 10th | Arizona Diamondbacks |
| | Brad Hawpe | 1B | 11th | Colorado Rockies |
| | Heath McMurray | RHP | 12th | Milwaukee Brewers |
| | Trey Hodges | RHP | 17th | Atlanta Braves |
| 2001 | Billy Brian | RHP | 25th | Kansas City Royals |
| | Mike Fontenot | 2B | 1st | Baltimore Orioles |
| | Todd Linden | OF | 1st | San Francisco Giants |
| | Ryan Theriot | SS | 3rd | Chicago Cubs |
| | Jason Scobie | RHP | 15th | New York Mets |
| | Bryan Moore | 1B | 22nd | St. Louis Cardinals |
| 2002 | Shane Youman | LHP | 43rd | Pittsburgh Pirates |
| | Sean Barker | OF | 46th | Toronto Blue Jays |
| | Billy Brian | RHP | 47th | Cleveland Indians |
| | Sean Barker | OF | 6th | Colorado Rockies |
| | Bo Pettit | RHP | 13th | Minnesota Twins |
| | Brad David | LHP | 17th | Atlanta Braves |
| 2003 | Wally Pontiff | 3B | 21st | Oakland Athletics |
| | Jake Tompkins | RHP | 28th | Texas Rangers |
| | Aaron Hill | SS | 1st | Toronto Blue Jays |
| | Billy Sadler | RHP | 6th | San Francisco Giants |
| | Brian Wilson | RHP | 24th | San Francisco Giants |
| | Bo Pettit | RHP | 29th | Minnesota Twins |
| Jake Tompkins | RHP | 32nd | Philadelphia Phillies | |

| | | | | |
|---------------|-------------------|--------|----------------|-----------------------|
| 2004 | Jon Zeringue | OF | 2nd | Arizona Diamondbacks |
| | J.C. Holt | OF | 3rd | Atlanta Braves |
| | Nate Bumstead | RHP | 32nd | Detroit Tigers |
| | Blake Gill | INF | 37th | Cleveland Indians |
| 2005 | Ryan Patterson | OF | 4th | Toronto Blue Jays |
| | Greg Smith | LHP | 6th | Arizona Diamondbacks |
| | Nick Stavinoha | OF | 7th | St. Louis Cardinals |
| | Clay Harris | INF | 9th | Philadelphia Phillies |
| 2006 | Matt Liuzza | C | 30th | Chicago Cubs |
| | Jason Determann | LHP | 35th | Boston Red Sox |
| | Will Harris | RHP | 9th | Colorado Rockies |
| | Matt Liuzza | C | 19th | Toronto Blue Jays |
| 2007 | Edgar Ramirez | RHP | 36th | New York Mets |
| | Charlie Furbush | LHP | 4th | Detroit Tigers |
| 2008 | J.T. Wise | INF | 45th | Oakland Athletics |
| | Ryan Verdugo | LHP | 9th | San Francisco Giants |
| | Matt Clark | 1B | 12th | San Diego Padres |
| | Louis Coleman | RHP | 14th | Washington Nationals |
| 2009 | Blake Martin | LHP | 17th | Minnesota Twins |
| | Jared Bradford | RHP | 18th | St. Louis Cardinals |
| | Michael Hollander | INF | 20th | Texas Rangers |
| | Jordan Brown | RHP | 39th | Chicago Cubs |
| 2010 | Jared Mitchell | OF | 1st | Chicago White Sox |
| | DJ LeMahieu | INF | 2nd | Chicago Cubs |
| | Louis Coleman | RHP | 5th | Kansas City Royals |
| | Ryan Schimpf | INF | 5th | Toronto Blue Jays |
| 2011 | Blake Dean | OF | 10th | Minnesota Twins |
| | Sean Ochinko | C | 11th | Toronto Blue Jays |
| | Anthony Ranaudo | RHP | Comp A | Boston Red Sox |
| | Micah Gibbs | C | 3rd | Chicago Cubs |
| 2012 | Leon Landry | OF | 3rd | Los Angeles Dodgers |
| | Austin Ross | RHP | 8th | Milwaukee Brewers |
| | Blake Dean | 1B | 8th | Los Angeles Dodgers |
| | Johnny Dishon | OF | 42nd | Milwaukee Brewers |
| 2013 | Chad Jones | OF/LHP | 50th | Milwaukee Brewers |
| | Mikie Mahtook | OF | 1st | Tampa Bay Rays |
| | Tyler Jones | RHP | 11th | Minnesota Twins |
| | Matty Ott | RHP | 13th | Boston Red Sox |
| 2014 | Ben Alsup | RHP | 18th | Colorado Rockies |
| | Austin Nola | SS | 31st | Toronto Blue Jays |
| | Raph Rhymes | OF | 40th | Pittsburgh Pirates |
| | Tyler Hanover | INF | 40th | New York Yankees |
| 2015 | Kevin Gausman | RHP | 1st | Baltimore Orioles |
| | Austin Nola | SS | 5th | Miami Marlins |
| | Nick Goody | RHP | 6th | New York Yankees |
| | Raph Rhymes | OF | 30th | New York Yankees |
| Tyler Hanover | INF | 33rd | Detroit Tigers | |

LSU Draft Summary

A total of 151 LSU players - 74 pitchers and 77 position players - have been selected in the Major League draft since 1984, an average of over five players per season. LSU has produced 13 first-round picks in the past 24 seasons.



Paul Byrd recorded 108 career wins in 13 MLB seasons.



Mike Fontenot was a 2001 first-round selection of the Baltimore Orioles and made his MLB debut with the Chicago Cubs.

LSU OLYMPIANS



LSU's profound success in Olympic competition began in 1988, when head coach Skip Bertman and right-hander Ben McDonald helped lead the United States to the gold medal in Seoul, South Korea. Bertman served as the pitching coach of the 1988 U.S. squad, and McDonald pitched the Americans to complete-game victories over Korea and Puerto Rico. In the two wins, McDonald allowed just two earned runs in 18 innings, recording 17 strikeouts and four walks.

Reliever Rick Greene, LSU's all-time saves leader (29), continued the Tigers' Olympic tradition by pitching for the 1992 U.S. squad which competed in Barcelona, Spain. The '92 team, however, failed to advance to the medal round.

Skip Bertman served as head coach of the 1996 United States Olympic team, guiding the Americans to the bronze medal in Atlanta. LSU standouts Warren Morris (second base) and Jason Williams (shortstop) were the starting middle infielders for Team USA, which defeated Nicaragua for the bronze medal in Atlanta's Fulton County Stadium.

Morris and Williams each enjoyed a spectacular summer of 1996 which culminated in the bronze-medal triumph. Morris was Team USA's leading hitter at the Olympics, batting .409 (9-for-22) in nine games with one double, five homers, 11 RBI and 10 runs. Williams hit .367 (11-for-30) with three homers, nine RBI and 10 runs.

Team USA's '96 pre-Olympic tour was highlighted by a stop at LSU's Alex Box Stadium on June 20. The game served as a homecoming for Bertman, Morris and Williams, as the Americans defeated Australia, 11-6, before a standing-room only crowd of 6,926.

LSU right-hander Kurt Ainsworth pitched the U.S. to two wins at the 2000 Olympics in Sydney, Australia, en route to the gold medal. Ainsworth defeated Holland and Australia with a pair of dominating performances. In the victories, Ainsworth worked a total of 11.2 innings, allowing just two earned runs on 10 hits with three walks and 10 strikeouts.



Ben McDonald
1988 U.S. Olympic
Gold Medalist



Rick Greene
1992 U.S. Olympian



Skip Bertman
1996 U.S. Olympic Head Coach
Bronze Medalist



Warren Morris
1996 U.S. Olympic
Bronze Medalist



Jason Williams
1996 U.S. Olympic
Bronze Medalist



Kurt Ainsworth
2000 U.S. Olympic
Gold Medalist



Ty Ross

THE 2013 TIGERS

| | |
|------------------------------------|---|
| Lettermen Returning/Lost: | 19/11 |
| Pos. Players w/Starting Experience | |
| Returning/Lost | 9/8 |
| Pitchers Returning/Lost: | 10/5 |
| Newcomers: | 14 |
| | <i>(10 high school players; 4 JC transfers)</i> |

2013 OUTLOOK

LSU baseball coach Paul Mainieri appreciates the preseason attention the 2013 Tigers have received; however, he knows his team must satisfy high expectations with exemplary performances on the field.

LSU was ranked No. 3 in the 2013 USA Today preseason poll released in January. The preseason ranking is LSU's highest since 2010, when the Tigers began the year at No. 2.

The Tigers are the reigning SEC champions and were the NCAA Tournament No. 7 National Seed last season. LSU won the NCAA Baton Rouge Regional and played host to an NCAA Super Regional, falling just one win shy of reaching the College World Series.

"The No. 4 ranking is certainly a compliment to our program, but we realize we can't just pick up this season where last season ended," said Mainieri, who has directed the Tigers to one national championship and two SEC titles in six seasons.

"We have a lot of work to do to get where we need to be at the end of the season, and we feel like we have a talented ball club with a very experienced pitching staff."

The 2013 roster features 19 lettermen, including nine position players with starting experience and nine pitchers that recorded innings last season. The LSU veterans are complemented by a talented class of 14 newcomers, including two players that were selected in the 2012 Major League Draft.

"We're very excited to see what kind of impact this class will make upon our program," Mainieri said. "I truly believe we've addressed our needs in all phases of the game, and I know our fans will enjoy watching these young men perform in Alex Box Stadium."

LSU features three 2013 preseason all-Americans - senior outfielder Raph Rhymes, the 2012 SEC Player of the Year, senior all-SEC outfielder/first baseman Mason Katz and sophomore pitcher Aaron Nola, a 2012 first-team Freshman all-American.

Other returning position players include junior second baseman JaCoby Jones, junior catcher Ty Ross, senior outfielder Alex Edward, sophomore outfielder Chris Sciambra, sophomore catcher/infielder Tyler Moore, senior infielder Casey Yocom and sophomore infielder Jared Foster.

Nola is joined on the pitching staff by a stable of seasoned veterans including junior right-handers Ryan Eades, Kurt McCune and Nick Rumbelow; senior left-handers Chris Cotton and Brent Bonvillain; senior right-handers Joey Bourgeois and Kevin Berry; and sophomore left-hander Cody Glenn.

"I think our fall practice period demonstrated that we can be outstanding in all phases of the game - hitting, pitching

and defense," Mainieri said. "We had a very good fall, and I'm convinced we'll be in the hunt for everything we'd like to accomplish this spring.

"We came so close to realizing all of our goals last season; however, we recognize there are areas in which we need to improve and we're confident that we're heading in the right direction."

Raph Rhymes



TOP RETURNING POSITION STARTERS

| PLAYER | POS. | CL.-EXP. | B/T | AVG. | HR | RBI | NOTABLE |
|--------------|------|----------|-----|------|----|-----|--|
| Raph Rhymes | OF | Sr.-2L | R/R | .431 | 4 | 53 | 2012 SEC Player of the Year |
| Mason Katz | 1B | Sr.-3L | R/R | .320 | 13 | 52 | 2012 Second-Team All-SEC |
| JaCoby Jones | 2B | Jr.-2L | R/R | .253 | 4 | 29 | SEC Player of the Week on 5/7/12 |
| Ty Ross | C | Jr.-2L | R/R | .292 | 3 | 41 | 2012 NCAA Regional All-Tournament Team |

STARTING POSITION PLAYERS LOST

| PLAYER | POS. | EXP. | B/T | AVG. | HR | RBI | REASON FOR LEAVING |
|---------------|------|------|-----|------|----|-----|---|
| Austin Nola | SS | 4L | R/R | .299 | 4 | 43 | Senior; 5th-round draft choice of Miami Marlins |
| Tyler Hanover | 3B | 4L | R/R | .281 | 1 | 28 | Senior; 33rd-round draft choice of Detroit Tigers |

TOP NEWCOMERS – POSITION PLAYERS

| PLAYER | POS. | CL. | B/T | HOMETOWN (2012 SCHOOL) |
|------------------|------|-----|-----|---|
| Alex Bregman | INF | Fr. | R/R | Albuquerque, N.M. (Albuquerque Academy) |
| Mark Laird | OF | Fr. | L/L | Monroe, La. (Ouachita Christian HS) |
| Christian Ibarra | INF | Jr. | R/R | La Puente, Calif. (Rio Hondo College) |

Right: Mason Katz
Below: JaCoby Jones

Position Players

LSU has nine returning position players with starting experience. Rhymes, a 2012 first-team all-American in left field, hit an NCAA-leading .431 (100-for-232) last season, establishing an LSU record for single-season batting average. The Monroe, La. native recorded 11 doubles, four homers, 53 RBI, a .530 slugging percentage and a .489 on-base percentage.

Rhymes led the conference in hits (100) and on-base percentage (.489), and he was No. 5 in the league in RBI (53), No. 6 in slugging percentage (.530) and No. 8 in total bases (123).

Sciambra, who has recovered fully from a season-ending neck injury suffered on March 25 at Auburn, is the Tigers' projected starter in center field. The Baton Rouge product made 16 starts last season prior to his injury, batting .246 with 11 RBI and 10 runs scored.

The Tigers have a trio of new outfielders who will contend for a starting role and significant playing time – junior Sean McMullen, a JUCO All-American from Delgado Community College in New Orleans; freshman Mark Laird, the Louisiana Class 1A Player of the Year from Monroe, La; and freshman Andrew Stevenson, an All-State performer from Lafayette, La.

The first base position will be occupied by Katz, a 2012 second-team all-SEC selection who hit .320 last season with 15 doubles, one triple, a team-high 13 homers and 52 RBI. Katz, a product of Harahan,

La., led the SEC in runs scored (65), and he was No. 3 in the league in home runs, No. 4 in slugging percentage (.552), No. 4 in total bases (133) and No. 6 in RBI.

Jones, a native of Richton, Miss., is returning for his third season as the Tigers' starter at second base. A Freshman All-American in 2011, Jones batted .253 in 2012 with four homers, 29 RBI and a team-best 11 stolen bases.

The Tigers have a pair of newcomers patrolling the left side of the infield – freshman shortstop Alex Bregman and junior third baseman Christian Ibarra. Bregman, a product of Albuquerque (N.M.) Academy, was touted as one of the nation's best high school hitters last season, and he was selected in the MLB Draft by the Boston Red Sox. Ibarra transferred to LSU from Rio Hondo College in California, where he played shortstop and was regarded as one of the state's best defensive players.

Ross, a product of Naples, Fla., is back for his third season as LSU's starting catcher. He batted .292 last season with three homers and 41 RBI, and he was named to the NCAA Baton Rouge Regional All-Tournament team. Freshman Chris China, a high school All-American catcher from Miami, and sophomore Tyler Moore give the Tigers solid depth behind the plate.



TOP PITCHERS RETURNING

| PLAYER | R/L | CL.-EXP. | W-L | ERA | IP | BB | SO | NOTABLE |
|--------------|-----|----------|-----|------|------|----|----|--|
| Ryan Eades | R | Jr.-2L | 5-3 | 3.83 | 94.0 | 28 | 63 | SEC Pitcher of the Week on 4/16/12 |
| Aaron Nola | R | So.-1L | 7-4 | 3.61 | 89.2 | 7 | 89 | 2012 Freshman All-American |
| Chris Cotton | R | Sr.-3L | 7-0 | 1.59 | 45.1 | 7 | 40 | Winning Pitcher in NCAA Regional Final |

PITCHERS LOST

| PLAYER | R/L | EXP. | W-L | ERA | SV | IP | BB | SO | REASON FOR LEAVING |
|---------------|-----|------|------|------|----|-------|----|-----|---|
| Kevin Gausman | R | 2L | 12-2 | 2.77 | 0 | 123.2 | 28 | 135 | 1st-round draft choice of Baltimore Orioles |
| Nick Goody | R | 1L | 1-2 | 2.67 | 11 | 33.2 | 4 | 45 | 6th-round draft choice of New York Yankees |

TOP NEWCOMERS—PITCHERS

| PLAYER | R/L | CL. | HOMETOWN (2012 SCHOOL) |
|------------------|-----|-----|--|
| Will LaMarche | R | Jr. | Pleasanton, Calif. (Chabot College) |
| Russell Reynolds | R | Fr. | Baton Rouge, La. (Parkview Baptist HS) |

Pitchers

The Tigers' experienced staff has nine pitchers that recorded innings last season. Nola, a right-hander from Baton Rouge, was voted to the Freshman all-SEC team by the league's coaches. He was 7-4 last season with a 3.61 ERA in 89.2 innings, recording 89 strikeouts and only seven walks.

Nola finished No. 1 in the SEC in fewest walks allowed and in batters struck out looking (40), and he was No. 9 in the league in overall strikeouts. He was named to the 2012 NCAA Regional All-Tournament Team after defeating UL-Monroe in the Tigers' opening game of the regional on June 1.



Aaron Nola



Ryan Eades

Eades, a native of Slidell, La., has been a part of the Tigers' weekend starting rotation for the past two seasons, posting a 5-3 mark and a 3.83 ERA in 2012 with 63 strikeouts in 94 innings. Bonvillain, a product of Houma, La., has an opportunity to work as a starter this season after firing 28.1 innings in relief in 2012, recording a 4-0 mark and a 3.49 ERA.

Bourgeois was superb for the Tigers last season in middle relief, as the Paulina, La. native was 3-2 with a 2.38 ERA in 34 innings, recording 37 strikeouts. McCune again should be prominent in the Tigers' pitching plans after working 42.1 innings in 2012, and Glenn may see extended action as a mid-week starter after firing 16 innings in 11 appearances last season. Berry made solid contributions last seasons from the bullpen, registering a 3.09 ERA in 16 appearances.

Cotton and Rumbelow form an outstanding late-inning relief tandem. Cotton, a native of Shreveport, La., was brilliant last season, recording a 7-0 mark and a 1.59 ERA in 45.1 innings (36 appearances) with seven walks and 40 strikeouts. Rumbelow, a product of Bullard, Texas, made 29 appearances in 2012, posting a 3.65 ERA in 24.2 innings with 34 strikeouts.

Freshman right-hander Russell Reynolds of Baton Rouge will strongly contend for innings this season after earning All-State recognition in 2012. Junior right-hander Will LaMarche, selected in the MLB Draft by the Minnesota Twins, will bolster the Tigers' bullpen after transferring from Chabot Community College in California.

Depth Chart

FIRST BASE

| | | | | | |
|---|-------------|-----|------|-----|-----|
| 8 | Mason Katz | R-R | 5-10 | 188 | Sr. |
| 2 | Tyler Moore | L-R | 6-0 | 195 | So. |

SECOND BASE

| | | | | | |
|----|--------------|-----|-----|-----|-----|
| 23 | JaCoby Jones | R-R | 6-3 | 200 | Jr. |
| 17 | Jared Foster | R-R | 6-0 | 183 | So. |

SHORTSTOP

| | | | | | |
|----|------------------|-----|------|-----|-----|
| 30 | Alex Bregman | R-R | 5-10 | 177 | Fr. |
| 14 | Christian Ibarra | R-R | 5-7 | 179 | Jr. |
| 28 | Casey Yocom | R-R | 5-11 | 191 | Sr. |

THIRD BASE

| | | | | | |
|----|------------------|-----|------|-----|-----|
| 14 | Christian Ibarra | R-R | 5-7 | 179 | Jr. |
| 28 | Casey Yocom | R-R | 5-11 | 191 | Sr. |
| 2 | Tyler Moore | L-R | 6-0 | 195 | So. |

CATCHER

| | | | | | |
|----|--------------|-----|------|-----|-----|
| 26 | Ty Ross | R-R | 6-2 | 208 | Jr. |
| 2 | Tyler Moore | L-R | 6-0 | 195 | So. |
| 20 | Chris Chinae | R-R | 5-11 | 217 | Fr. |

OUTFIELD (POSITIONS TBD)

| | | | | | |
|---|------------------|-----|-----|-----|-----|
| 4 | Raph Rhymes | R-R | 6-0 | 175 | Sr. |
| 5 | Chris Sciambra | L-R | 5-9 | 184 | So. |
| 7 | Sean McMullen | L-L | 5-8 | 179 | Jr. |
| 9 | Mark Laird | L-L | 6-1 | 172 | Fr. |
| 6 | Andrew Stevenson | L-L | 6-0 | 177 | Fr. |

DESIGNATED HITTER

| | | | | | |
|----|--------------|-----|------|-----|-----|
| 13 | Alex Edward | R-R | 6-1 | 197 | Sr. |
| 2 | Tyler Moore | L-R | 6-0 | 195 | So. |
| 20 | Chris Chinae | R-R | 5-11 | 217 | Fr. |

PROJECTED STARTING ROTATION

| | | | | | |
|----|------------------|----|-----|-----|-----|
| 10 | Aaron Nola | RH | 6-1 | 183 | So. |
| 37 | Ryan Eades | RH | 6-3 | 197 | Jr. |
| 49 | Brent Bonvillain | LH | 6-0 | 170 | Sr. |

PROJECTED RELIEVERS

| | | | | | |
|----|------------------|----|------|-----|-----|
| 58 | Chris Cotton | LH | 5-10 | 166 | Sr. |
| 38 | Nick Rumbelow | RH | 6-0 | 179 | Jr. |
| 25 | Joey Bourgeois | RH | 6-1 | 195 | Sr. |
| 39 | Kurt McCune | RH | 6-3 | 171 | Jr. |
| 33 | Kevin Berry | RH | 6-0 | 192 | Sr. |
| 36 | Will LaMarche | RH | 6-1 | 202 | Jr. |
| 45 | Russell Reynolds | RH | 6-1 | 179 | Fr. |
| 24 | Cody Glenn | LH | 6-4 | 195 | So. |
| 29 | Nate Fury | RH | 5-11 | 180 | Jr. |

2013 Preseason Polls

Collegiate Baseball (2012 Record)

1. Arkansas * (46-22)
2. North Carolina (46-16)
3. Vanderbilt (35-28)
- 4. LSU (47-18)**
5. UCLA (48-16)
6. Oregon (46-19)
7. South Carolina * (49-20)
8. Kentucky * (45-18)
9. Stanford (41-18)
10. Oregon St. (40-20)
11. N.C. State (43-20)
12. San Diego (40-17)
13. Mississippi St. * (40-24)
14. Oklahoma (42-25)
15. Texas Christian (40-22)
16. Arizona St. (36-20)
17. Georgia Tech (38-26)
18. Arizona (48-17)
19. Florida St. (50-17)
20. Rice (41-19)
21. Texas (30-22)
22. Louisville (41-22)
23. Cal. St. Fullerton (36-21)
24. Florida * (47-20)
25. Mississippi * (37-26)
26. Texas A&M * (43-18)
27. Clemson (35-28)
28. Miami, Fla. (36-23)
29. Georgia (31-26)
30. UC Irvine (31-25)

USA Today (2012 Record)

1. Arkansas * (46-22)
2. UCLA (48-16)
- 3. LSU (47-18)**
4. North Carolina (46-16)
5. South Carolina * (49-20)
6. Oregon (46-19)
7. Stanford (41-18)
8. Vanderbilt (35-28)
9. Florida State (50-17)
10. Arizona (48-17)
11. NC State (43-20)
12. TCU (40-22)
13. Florida * (47-20)
14. Oregon State (40-20)
15. Kentucky * (45-18)
16. Oklahoma (42-25)
17. Rice (41-19)
- t18. Mississippi State * (40-24)
- t18. San Diego (40-17)
20. Arizona State (36-20)
21. Georgia Tech (38-26)
22. Cal State Fullerton (36-21)
23. Baylor (49-17)
24. Texas A&M * (43-18)
- t25. Virginia (40-18-1)
- t25. Louisville (41-22)

* - 2013 LSU Opponent

ALABAMA

Friday, April 19 at Tuscaloosa - 6:30 p.m.
 Saturday, April 20 at Tuscaloosa - 7 p.m.
 Sunday, April 21 at Tuscaloosa - 1 p.m.



Location: Tuscaloosa, Ala.
 Enrollment: 33,602
 Nickname: Crimson Tide
 Colors: Crimson and White
 Conference: Southeastern (Western Division)
 President: Dr. Judy Bonner
 Athletic Director: Mal Moore (Alabama, 1963)
 Home Park (Capacity): Sewell-Thomas Stadium (6,571)
 Dimensions: LF-325; LC-365; CF-400; RC-365; RF-325
 Press Box Phone: (205) 348-4927
 Head Coach: Mitch Gaspard (Louisiana-Lafayette, 1988)
 Record at Alabama: 98-87 (.530/3 season)
 Career Record: 308-225 (.578/8 seasons)
 Baseball Office Phone: (205) 348-4029
 Best Time to Contact: Weekday mornings, CT
 Assistant Coaches: Dax Norris (Alabama, 1996), Andy Phillips (Alabama, 1999), Bobby Barbier (Northwestern State, 2006)

2012 Record: 21-34
 SEC Record (Finish): 9-21 (6th in West, 11th Overall)
 Postseason: None
 Final Rankings: None
 Lettermen Returning/Lost: 17/14
 Position Starters Returning/Lost: 4/4
 Starting Pitchers Returning/Lost: 4/0
 Top Returning Position Players: So. OF/C Ben Moore (.342, 2 HR, 31 RBI), Sr. C Brett Booth (.240, 4 HR, 32 RBI), Jr. 1B Austen Smith (.240, 3 HR, 28 RBI), Sr. C Brett Booth (.240, 4 HR, 32 RBI), Jr. 1B Austen Smith (.240, 3 HR, 28 RBI)
 Top Returning Pitchers: Sr. RH Charley Sullivan (2-3, 5.09), So. RH Jake Hubbard (3-2, 3.10), So. Justin Kamplin (1-4, 3.71)

Series Record vs. LSU: Alabama leads, 192-155-3
 2012 Series: LSU, 3-0 (10-2, 7-1, 5-1 at Baton Rouge)
 Paul Mainieri vs. Alabama: 17-6
 Mitch Gaspard vs. LSU: 2-16
 Sports Information Contact: Rich Davi
 Email: rdavi@ia.ua.edu
 Office Phone: (205) 348-3550
 Home Phone: (925) 705-5541
 Fax: (205) 348-8841

ARKANSAS

Friday, April 12 at Fayetteville - 6:30 p.m.
 Saturday, April 13 at Fayetteville - 6 p.m.
 Sunday, April 14 at Fayetteville - 1 p.m.



Location: Fayetteville, Ark.
 Enrollment: 24,595
 Nickname: Razorbacks
 Colors: Cardinal and White
 Conference: Southeastern (Western Division)
 System President: Dr. Donald R. Bobbitt (Arkansas, 1980)
 Athletic Director: Jeff Long (Ohio Wesleyan, 1982)
 Home Park (Capacity): Baum Stadium at George Cole Field (10,737)
 Dimensions: LF-320; LC-375; CF-400; RC-365; RF-320
 Press Box Phone: (479) 575-4141
 Head Coach: Dave Van Horn (Arkansas, 1988)
 Record at Arkansas: 405-223 (.645/10 seasons)
 Career Record: 990-463 (.681/24 seasons)
 Baseball Office Phone: (479) 575-3655
 Best Time to Contact: Weekday mornings, CT
 Assistant Coaches: Dave Jorn (SE Missouri State, 1981), Todd Butler (McNeese State, 1991), Brian Walker (Arkansas, 2011)

2012 Record: 46-22
 SEC Record (Finish): 16-14 (T-2nd in West, T-5th)
 Postseason: 0-2 at SEC Tournament, 3-0 at NCAA Houston Regional, 2-1 at NCAA Waco Super Regional, 2-2 at NCAA College World Series
 Final Rankings: 6th (Baseball America), 3rd (NCBWA, ESPN/USA Today and Collegiate Baseball)

Lettermen Returning/Lost: 17/12
 Position Starters Returning/Lost: 5/4
 Pitchers Returning/Lost: 10/3
 Top Returning Position Players: Jr. INF Dominic Ficociello (.290, 6 HR, 41 RBI), So. INF/OF Brian Anderson (.283, 2 HR, 11 RBI), Sr. INF Jacob Mahan (.257, 18 RBI)
 Top Returning Pitchers: Jr. RH Barrett Astin (3-5, 11 saves, 1.99), Jr. RH Brandon Moore (5-2, 2.43), Jr. RH Ryan Stanek (8-4, 2.82)

Series Record vs. LSU: LSU leads, 54-26
 2012 Series: LSU, 3-0 (10-6, 2-1, 3-2)
 Paul Mainieri vs. Arkansas: 14-7
 Dave Van Horn vs. LSU: 14-24
 Sports Information Contact: Chad Crunk
 Email: mcrunk@uark.edu
 Office Phone: (479) 575-2753
 Cell Phone: (479) 387-8742
 Fax: (479) 575-7481

AUBURN

Friday, March 22 at Baton Rouge - 7 p.m.
 Saturday, March 23 at Baton Rouge - 6:30 p.m.
 Sunday, March 24 at Baton Rouge - 1 p.m.



Location: Auburn, Ala.
 Enrollment: 25,469
 Nickname: Tigers
 Colors: Burnt Orange and Navy Blue
 Conference: Southeastern (Western Division)
 President: Jay Gogue (Auburn, 1969)
 Athletic Director: Jay Jacobs (Auburn, 1985)
 Home Park (Capacity): Samford Stadium - Hitchcock Field at Plainsman Park (4,096)
 Dimensions: LF-315; LC-335/385; CF-385; RC-360; RF-331
 Press Box Phone: (334) 844-4138
 Head Coach: John Pawlowski (Clemson, 1996)
 Record at Auburn: 134-103 (.565/4 seasons)
 Career Record: 472-295-1 (.615/13 seasons)
 Baseball Office Phone: (334) 844-4975
 Best Time to Contact: Weekday mornings, CT; through 510 Office
 Assistant Coaches: Scott Foxhall (College of Charleston, 1994), Gabe Gross (Auburn, 2012), Ty Megahee (Mercer, 2006)

2012 Record: 31-28
 SEC Record (Finish): 13-17 (5th in West, 10th Overall)
 Postseason: 1-1 at SEC Tournament
 Final Rankings: None
 Lettermen Returning/Lost: 18/13
 Position Starters Returning/Lost: 5/4
 Pitchers Returning/Lost: 7/7
 Top Returning Position Players: Jr. C Blake Austin (.296, 3 HR, 21 RBI), Sr. IF Garrett Cooper (.324, 5 HR, 31 RBI), Jr. OF Ryan Tella (.360, 5 HR, 34 RBI)
 Top Returning Pitchers: So. Daniel Koger (4-5, 3.19), So. Trey Cochran-Gill (5-2, 3.67), Jr. Will Kendall (4-0, 1.88)

Series Record vs. LSU: LSU leads, 87-68
 2012 Series: Auburn, 2-1 (4-3, 3-2, 3-4 at Auburn)
 Paul Mainieri vs. Auburn: 10-8
 John Pawlowski vs. LSU: 6-7
 Sports Information Contact: Dan Froehlich
 Email: froehdp@auburn.edu
 Office Phone: (334) 844-9803
 Cell Phone: (334) 750-1389
 Fax: (334) 844-9807

FLORIDA

Thursday, May 2 at Baton Rouge - 6:30 p.m.
 Friday, May 3 at Baton Rouge - 6:30 p.m.
 Saturday, May 4 at Baton Rouge - 12 p.m.



Location: Gainesville, Fla.
 Enrollment: 49,785
 Nickname: Gators
 Colors: Orange and Blue
 Conference: Southeastern (Eastern Division)
 President: Dr. J. Bernard Machen (Saint Louis, 1968)
 Athletic Director: Jeremy Foley (Hobart, 1974)
 Home Park (Capacity): Alfred A. McKethan Stadium at Perry Field (5,500)
 Dimensions: LF-329; LC-365; CF-400; RC-375; RF-325
 Press Box Phone: (352) 375-4683 (Ext. 4355, 4356)
 Head Coach: Kevin O'Sullivan (Virginia, 1991)
 Record at Florida: 223-102 (.686/6 seasons)
 Career Record: Same
 Baseball Office Phone: (352) 375-4683 (Ext. 4457)
 Best Time to Contact: Weekday mornings, ET; through 510 Office
 Assistant Coaches: Craig Bell (North Florida, 1989), Brad Weitzel (Georgia, 1993), Don Norris (Georgia, 1992)

2012 Record: 47-20
 SEC Record (Finish): 18-12 (T-2nd in East, T-3rd Overall)
 Postseason: 2-2 at SEC Tournament, 3-0 at NCAA Gainesville Regional, 2-0 at NCAA Gainesville Super Regional, 0-2 at NCAA College World Series
 Final Rankings: 3rd (Baseball America), 6th (ESPN/USA Today and NCBWA) and 7th (Collegiate Baseball)

Lettermen Returning/Lost: 19/11
 Position Starters Returning/Lost: 5/4
 Pitchers Returning/Lost: 9/5
 Top Returning Position Players: So. INF Casey Turgeon (.281, 4 HR, 30 RBI), RSo. INF Zack Powers (.250, 7 HR, 7 RBI), Rsr. OF Tyler Thompson (.319, 2 HR, 9 RBI)
 Top Returning Pitchers: Jr. RH Jonathon Crawford (6-2, 3.13), So. RH Johnny Magliozzi (4-3, 5.03), Jr. RH Karsten Whitson (4-0, 3.51)

Series Record vs. LSU: LSU leads, 53-39-1
 2012 Series: LSU, 2-1 (7-6, 0-7, 8-7 at Gainesville)
 Paul Mainieri vs. Florida: 7-14
 Kevin O'Sullivan vs. LSU: 8-6
 Sports Information Contact: John Hines
 Email: johnh@gators.uaa.ufl.edu
 Office Phone: (352) 375-4683 (Ext. 6130)
 Cell Phone: (352) 317-7386
 Fax: (352) 375-4809

GEORGIA

No regular season meetings



Location: Athens, Ga.
 Enrollment: 34,687
 Nickname: Bulldogs
 Colors: Red and Black
 Conference: Southeastern (Eastern Division)
 President: Dr. Michael F. Adams (Lipscomb, 1970)
 Athletic Director: Greg McGarity (Georgia, 1976)
 Home Park (Capacity): Foley Field (3,291)
 Dimensions: LF-350; LC-370; CF-404; RC-365; RF-314
 Press Box Phone: (706) 542-6161/6162
 Head Coach: David Perno (Georgia, 1991)
 Record at Georgia: 369-303-1 (.549/11 seasons)
 Career Record: Same
 Baseball Office Phone: (706) 542-7971
 Best Time to Contact: Weekday mornings, ET
 Assistant Coaches: Jason Eller (Georgia State, 1998), Allen Osborne (Marshall, 1995), Jason Jacobs (Georgia 2009)

2012 record: 31-26
 SEC Record (Finish): 14-15 (5th in East, 8th Overall)
 Postseason: 0-2 at SEC Tournament
 Final Rankings: Not Ranked
 Lettermen Returning/Lost: 20/9
 Position Starters Returning/Lost: 6/3
 Pitchers Returning/Lost: 10/3
 Top Returning Position Players: Sr. SS Kyle Farmer (.302, 4 HR, 41 RBI), Sr. 3B Curt Powell (.355, 2 HR, 20 RBI), So. OF Hunter Cole (.276, 7 HR, 23 RBI)
 Top Returning Pitchers: Sr. LH Blake Dieterich (3-4, 3.52), Sr. RH Bryan Benzoer (5-4, 4.95), So. RH Luke Crumley (3-2, 3.86)

Series Record vs. LSU: LSU leads, 60-22-2
 2012 Series: LSU, 2-1 (6-5, 8-4, 3-5 in Baton Rouge)
 Paul Mainieri vs. Georgia: 10-2-1
 David Perno vs. LSU: 9-16-1
 Sports Information Contact: Christopher Lakos
 Email: clakos@sports.uga.edu
 Office Phone: (706) 542-7994
 Cell Phone: (706) 714-2934
 Fax: (706) 542-9339

KENTUCKY

Friday, April 5 at Baton Rouge - 7 p.m.
 Saturday, April 6 at Baton Rouge - 6:30 p.m.
 Sunday, April 7 at Baton Rouge - 12 p.m.



Location: Lexington, Ky.
 Enrollment: 27,000
 Nickname: Wildcats
 Colors: Blue and White
 Conference: Southeastern (Eastern Division)
 President: Dr. Eli Capilouto (Alabama, 1971)
 Athletic Director: Mitch Barnhart (Ottawa, 1981)
 Home Park (Capacity): Cliff Hagan Stadium (3,000)
 Dimensions: LF-340; LC-365; CF-390; RC-350; RF-310
 Press Box Phone: (859) 257-9011
 Head Coach: Gary Henderson (San Diego State, 1994)
 Record at Kentucky: 129-99 (.566/4 seasons)
 Career Record: Same
 Baseball Office Phone: (859) 257-8052
 Best Time to Contact: Weekday mornings, ET
 Assistant Coaches: Brad Bohannon (Berry College, 1998), Brian Green (New Mexico State, 1995), Keith Vorhoff (Missouri Valley, 2003)

2012 record: 45-18
 SEC Record (Finish): 18-12 (T-2nd in East, 3rd Overall)
 Postseason: 2-1 at SEC Tournament, 2-2 at NCAA Gary Regional
 Final Rankings: 19th (USA Today/ESPN) and 20th (Baseball America), Lettermen Returning/Lost: 18/7
 Position Starters Returning/Lost: 7/3
 Pitchers Returning/Lost: 9/4
 Top Returning Position Players: So. CF Austin Cousino (.319, 9 HR, 40 RBI), Jr. 2B J.T. Riddle (.279, 5 HR, 38 RBI), Sr. Zac Zellers (.311, 5 HR, 19 RBI)
 Top Returning Pitchers: Jr. LH Corey Littrell (9-2, 2.74), Sr. LH Jerad Grundy (6-3, 3.78), So. RH Chandler Shepherd (3-1, 3.83)

Series Record vs. LSU: LSU leads, 43-25-1
 2012 Series: Kentucky, 2-1 (4-5, 8-1, 7-6 at Lexington)
 Paul Mainieri vs. Kentucky: 9-9-1
 Gary Henderson vs. LSU: 6-6
 Sports Information Contact: Brent Ingram
 Email: brent.ingram@uky.edu
 Office Phone: (859) 257-3838 (Ext. 8504)
 Cell Phone: (859) 608-6230
 Fax: (859) 323-4310

MISSISSIPPI STATE

Friday, March 15 at Starkville - 6:30 p.m.
 Saturday, March 16 at Starkville - 6 p.m.
 Sunday, March 17 at Starkville - 1:30 p.m.



| | |
|--------------------------------------|---|
| Location: | Starkville, Miss. |
| Enrollment: | 20,365 |
| Nickname: | Bulldogs |
| Colors: | Maroon and White |
| Conference: | Southeastern (Western Division) |
| President: | Dr. Mark E. Keenum (Mississippi State, 1993) |
| Athletic Director: | Scott Stricklin (Mississippi State, 1992) |
| Home Park (Capacity): | Dudy Noble Field, Polk-DeMent Stadium (15,000) |
| Dimensions: | LF-330; LC-376; CF-390; RC-374; RF-326 |
| Press Box Phone: | (662) 325-3776 |
| Head Coach: | John Cohen (Mississippi State, 1990) |
| Record at Mississippi State: | 126-111 (.532/4 seasons) |
| Career Record: | 447-307-1 (.593/13 seasons) |
| Baseball Office Phone: | (662) 325-3597 |
| Best Time to Contact: | Weekday mornings, CT |
| Assistant Coaches: | Butch Thompson (Birmingham-Southern, 1992) Nick Mingione (Embry-Riddle University, 2000) |
| 2012 record: | 40-24 |
| SEC Record (Finish): | 16-14 (T-2nd in West, T-5th Overall) |
| Postseason: | 5-1 at SEC Tournament (Champion), 1-2 at NCAA Tallahassee Regional |
| Final Rankings: | No. 22 (USA Today/ESPN/ Baseball), No. 30 (NCBWA), No. 24 (Collegiate Baseball), No. 30 (NCBWA) |
| Lettermen Returning/Lost: | 23/6 |
| Position Starters Returning/Lost: | 8/1 |
| Pitchers Returning/Lost: | 12/7 |
| Top Returning Position Players: | Jr. INF Adam Fraizer (.371, 26 RBI), Sr. C Mitch Slaughter (.232, 3 HR, 23 RBI), RSO. 1B Wes Rea (.249, 5 HR, 41 RBI) |
| Top Returning Pitchers: | Sr. RH Kendall Graveman (4-4, 2.81), So. RH Brandon Woodruff (1-2, 2.65), RJ.R. RH Ben Bracewell (0-0, 0.93) |
| Series Record vs. LSU: | Mississippi State leads, 193-171-1 |
| 2012 series: | LSU, 2-1 (3-2, 4-3, 1-7 at Baton Rouge) |
| Paul Mainieri vs. Mississippi State: | 16-9 |
| John Cohen vs. LSU: | 12-16-1 |
| Sports Information Contact: | Joe Dier |
| Email: | jdier@athletics.msstate.edu |
| Office Phone: | (662) 325-8040 |
| Cell Phone: | (662) 418-3821 |
| Fax: | (662) 325-3600 |

MISSOURI

Friday, March 29 at Columbia - 6 p.m.
 Saturday, March 30 at Columbia - 1 p.m.
 Sunday, March 31 at Columbia - 1 p.m.



| | |
|-----------------------------------|--|
| Location: | Columbia, Mo. |
| Enrollment: | 32,415 |
| Nickname: | Tigers |
| Colors: | Old Gold and Black |
| Conference: | Southeastern (Eastern Division) |
| Chancellor: | Dr. Brady Deaton |
| Athletic Director: | Michael Alden |
| Home Park (Capacity): | Taylor Stadium at Simmons Field (3,031) |
| Dimensions: | (573)-884-8912 |
| Press Box Phone: | (573)-884-8912 |
| Head Coach: | Tim Jamieson (New Orleans, 1984) |
| Record at Missouri: | 604-442-2 (.577/16 seasons) |
| Career Record: | Same |
| Baseball Office Phone: | Through SID Office |
| Best Time to Contact: | Weekday mornings, ET |
| Assistant Coaches: | Kerrick Jackson (Nebraska, 1999), Matt Hobbs (Missouri, 2002), Dan Pietroburgo (Missouri, 2008) |
| 2012 record: | 33-28 |
| Big 12 Record (Finish): | 10-14 (6th overall) |
| Postseason: | 4-0 Big 12 Tournament (Champions), 1-2 at NCAA Tucson Regional |
| Final Rankings: | None |
| Lettermen Returning/Lost: | 17/8 |
| Position Starters Returning/Lost: | 4/5 |
| Pitchers Returning/Lost: | 8/5 |
| Series Record vs. LSU: | LSU leads, 2-0 |
| 2012 series: | None |
| Paul Mainieri vs. Missouri: | 1-1 |
| Tim Jamieson vs. LSU: | 0-2 |
| Sports Information Contact: | Shawn Davis |
| Email: | davisshaw@missouri.edu |
| Office Phone: | (573)-882-0711 |
| Cell Phone: | (573)-268-4225 |
| Fax: | (573)-882-4720 |

OLE MISS

Thursday, May 16 at Baton Rouge - 6:30 p.m.
 Friday, May 17 at Baton Rouge - 7 p.m.
 Saturday, May 18 at Baton Rouge - 12 p.m.



| | |
|-----------------------------------|--|
| Location: | Oxford, Miss. |
| Enrollment: | 21,535 |
| Nickname: | Rebels |
| Colors: | Cardinal Red and Navy Blue |
| Conference: | Southeastern (Western Division) |
| Chancellor: | Dr. Daniel W. Jones |
| Athletic Director: | Ross Bjork |
| Home Park (Capacity): | Oxford University Stadium/Swayze Field (10,323) |
| Dimensions: | LF-330; LC-360; CF-390; RC-360; RF-330 |
| Press Box Phone: | (662) 915-7858 |
| Head Coach: | Mike Bianco (LSU, 1989) |
| Record at Ole Miss: | 434-252-1 (.632/12 seasons) |
| Career Record: | 534-323-1 (.623/15 seasons) |
| Baseball Office Phone: | (662) 915-6643 |
| Best Time to Contact: | Weekday mornings, CT; through SID Office |
| Assistant Coaches: | Carl Lafferty (Ole Miss, 2004), Cliff Goodwin (East Carolina 2001), Fuller Smith (Ole Miss, 2006) |
| 2012 record: | 37-26 |
| SEC Record (Finish): | 14-16 (4th in West, T-8th Overall) |
| Postseason: | 1-2 at the SEC Tournament, 2-2 at the NCAA College Station Regional |
| Final Rankings: | None |
| Lettermen Returning/Lost: | 21/10 |
| Position Starters Returning/Lost: | 5/3 |
| Pitchers Returning/Lost: | 10/6 |
| Series Record vs. LSU: | LSU leads, 164-141 |
| 2012 series: | LSU, 2-1 (4-3, 4-7, 12-3 at Oxford) |
| Paul Mainieri vs. Ole Miss: | 12-10 |
| Mike Bianco vs. LSU: | 23-24 |
| Sports Information Contact: | Bill Bunting |
| Email: | wbunting@olemiss.edu |
| Office Phone: | (662) 915-7522 |
| Home Phone: | (662) 801-0471 |
| Fax: | (662) 915-7006 |

SOUTH CAROLINA

Friday, April 26 at Baton Rouge - 7 p.m.
 Saturday, April 27 at Baton Rouge - 6:30 p.m.
 Sunday, April 28 at Baton Rouge - 2 p.m.



| | |
|-----------------------------------|--|
| Location: | Columbia, S.C. |
| Enrollment: | 30,721 |
| Nickname: | Gamecocks |
| Colors: | Garnet and Black |
| Conference: | Southeastern (Eastern Division) |
| President: | Dr. Harris Pastides |
| Athletic Director: | Ray Tanner (North Carolina State, 1980) |
| Home Park (Capacity): | Carolina Stadium (8,242) |
| Dimensions: | LF-325; LC-375; CF-400; RC-375; RF-325 |
| Press Box Phone: | (803) 777-6648 |
| Head Coach: | Chad Holbrook (North Carolina, 1994) |
| Record at South Carolina: | 0-0 (First season) |
| Career Record: | Same |
| Baseball Office Phone: | (803) 777-7830 |
| Best Time to Contact: | Weekday mornings, ET |
| Assistant Coaches: | Jerry Meyers (Iowa State), Sammy Esposito (North Carolina State, 2003) |
| 2012 record: | 49-20 |
| SEC Record (Finish): | 18-11 (1st East, 2nd Overall) |
| Postseason: | 1-2 at SEC Tournament, 3-0 at NCAA Columbia Regional, 3-0 at NCAA Columbia Super Regional, 4-3 at NCAA College World Series (Runner-up) |
| Final Rankings: | 2nd (Baseball America, Collegiate Baseball, ESPN/USA Today, NCBWA) |
| Lettermen Returning/Lost: | 25/8 |
| Position Starters Returning/Lost: | 6/3 |
| Pitchers Returning/Lost: | 13/4 |
| Series Record vs. LSU: | LSU leads, 31-22-1 |
| 2012 series: | LSU, 2-1 (5-2, 4-5, 3-2 at Columbia) |
| Paul Mainieri vs. South Carolina: | 10-4 |
| Chad Holbrook vs. LSU: | 0-0 |
| Sports Information Contact: | Andrew Kitick |
| Email: | kitick@mailbox.sc.edu |
| Office Phone: | (803) 777-5257 |
| Cell Phone: | (803) 240-4150 |
| Fax: | (803) 777-2967 |

TENNESSEE

No Regular Season Meetings



| | |
|-----------------------------------|---|
| Location: | Knoxville, Tenn. |
| Enrollment: | 27,523 |
| Nickname: | Volunteers |
| Colors: | Orange and White |
| Conference: | Southeastern (Eastern Division) |
| Chancellor: | Dr. Jimmy Cheek |
| Athletic Director: | Dave Hart |
| Home Park (Capacity): | Lindsey Nelson Stadium (3,800) |
| Dimensions: | LF-320; LC-390; CF-390; RF-320 |
| Press Box Phone: | (865) 974-3376 |
| Head Coach: | Dave Serrano (Cal State Fullerton, 1986) |
| Record at Tennessee: | 25-29 (.463/1 season) |
| Career Record: | 313-170-1 (.648/8 seasons) |
| Baseball Office Phone: | (865) 974-2057 |
| Best Time to Contact: | Weekday mornings, ET |
| Assistant Coaches: | Greg Bergeron (Cal State Dominguez Hills, 1993), Bill Mosiello (Fresno State, 1986) |
| 2012 record: | 25-29 |
| SEC Record (Finish): | 7-23 (6th in East, 12th Overall) |
| Postseason: | None |
| Final Rankings: | Not Ranked |
| Lettermen Returning/Lost: | 12/21 |
| Position Starters Returning/Lost: | 6/3 |
| Pitchers Returning/Lost: | 6/11 |
| Top Returning Position Players: | So. OF Jared Allen (.178, 1 HR, 10 RBI), Sr. INF Zach Luther (.245, 0 HR, 6 RBI), Jr. C Ethan Bennett (.188, 4 HR, 13 RBI) |
| Top Returning Pitchers: | Sr. RH Zach Godley (4-2, 3.50), So. RH Robbie Kidd (2-3, 4.86), Jr. LH Dalton Sabershagen (5-3, 4.66) |
| Series Record vs. LSU: | LSU leads, 50-21 |
| 2012 series: | Did not play |
| Paul Mainieri vs. Tennessee: | 8-7 |
| Dave Serrano vs. LSU: | 0-3 |
| Sports Information Contact: | Cameron Orr |
| Email: | charris48@utk.edu |
| Office Phone: | (865) 974-8876 |
| Cell Phone: | (817) 408-7604 |
| Fax: | (865) 974-8875 |

TEXAS A&M

Thursday, May 9 at College Station - 9 p.m.
 Friday, May 10 at College Station - 6:30 p.m.
 Saturday, May 11 at College Station - 12 p.m.



| | |
|-----------------------------------|--|
| Location: | College Station, Texas |
| Enrollment: | 50,227 |
| Nickname: | Aggies |
| Colors: | Maroon and White |
| Conference: | Southeastern (Western Division) |
| President: | Dr. R. Bowen Loftin (Texas A&M, 1971) |
| Athletic Director: | Eric Hyman |
| Home Park (Capacity): | Olsen Field at Blue Bell Park |
| Dimensions: | LF-330; LC-375; CF-400; RC-375; RF-330 |
| Press Box Phone: | (979) 845-2311 |
| Head Coach: | Rob Childress (Northwood, 1990) |
| Record at Texas A&M: | 289-153-2 (.654/8 seasons) |
| Career Record: | Same |
| Baseball Office Phone: | Through SID Office |
| Best Time to Contact: | Weekday mornings, ET |
| Assistant Coaches: | Andy Sawyers (Nebraska, 1998), Justin Seely (Nebraska, 2003), Austin Knight (Dallas Baptist, 2010) |
| 2012 record: | 43-18 |
| Big 12 Record (Finish): | 16-8 (2nd) |
| Postseason: | 1-2 at Big 12 Tournament, 1-2 at NCAA College Station Regional |
| Final Rankings: | 18th (USA Today/ESPN), 19th (Baseball America, Collegiate Baseball, NCBWA) |
| Lettermen Returning/Lost: | 17/8 |
| Position Starters Returning/Lost: | 5/4 |
| Pitchers Returning/Lost: | 7/4 |
| Top Returning Position Players: | Sr. INF Mikey Reynolds (.301, 1 HR, 23 RBI) Jr. C Troy Stein (.304, 2 HR, 25 RBI), Sr. OF Brandon Wood (.258, 5 HR, 25 RBI) |
| Top Returning Pitchers: | Jr. RH Rafael Pineda (5-1, 2.75), Sr. RH Kyle Martin (6-5, 3.20, 7 SV) |
| Series Record vs. LSU: | 10-11-1 |
| 2012 series: | None |
| Paul Mainieri vs. Texas A&M: | 1-2 |
| Rob Childress vs. LSU: | 0-2 |
| Sports Information Contact: | Thomas Dick |
| Email: | tdick@athletics.tamu.edu |
| Office Phone: | (979) 862-5486 |
| Cell Phone: | (512) 784-2153 |
| Fax: | (979) 845-6825 |

VANDERBILT

No Regular Season Meetings



| | |
|------------------------------|---|
| Location: | Nashville, Tenn. |
| Enrollment: | 6,879 |
| Nickname: | Commodores |
| Colors: | Black and Gold |
| Conference: | Southeastern (Eastern Division) |
| Chancellor: | Nicholas S. Zeppos (Wisconsin, 1979) |
| Vice Chancellor (Athletics): | David Williams, II |
| Home Park (Capacity): | Charles Hawkins Field (3,700) |
| Dimensions: | LF-310; LC-375; CF-400; RC-375; RF-330 |
| Press Box Phone: | (615) 320-0436 |
| Head Coach: | Tim Corbin (Ohio Wesleyan, 1984) |
| Record at Vanderbilt: | 411-217 (.655/10 seasons) |
| Career Record: | 517-355 (.593/15 seasons) |
| Baseball Office Phone: | (615) 322-3716 |
| Best Time to Contact: | Weekday Mornings, CT |
| Assistant Coaches: | Travis Jewett (Washington State, 1993), Scott Brown (SUNY-Corland, 1999) Larry Day (Connecticut, 2007) |

| | |
|-----------------------------------|---|
| 2012 record: | 35-28 |
| SEC Record (Finish): | 16-14 (4th in East/7-5th Overall) |
| Postseason: | 4-1 at SEC Tournament, 2-2 at NCAA Raleigh Regional |
| Final Rankings: | 25th (ESPN/USA Today), 27th (NCBWA) |
| Lettermen Returning/Lost: | 23/7 |
| Position Starters Returning/Lost: | 8/1 |
| Pitchers Returning/Lost: | 10/3 |
| Top Returning Position Players: | Jr. 1B Conrad Gregor (.328, 3 HR, 35 RBI), Jr. OF Tony Kemp (.261, 31 RBI), Sr. OF Mike Yastrzemski (.286, 6 HR, 41 RBI) |
| Top Returning Pitchers: | Jr. RH T.J. Pecoraro (2-4, 3.40), Jr. LH Kevin Ziomek (5-6, 5.22), So. RH Tyler Beede (1-5, 4.52) |

| | |
|-------------------------------|--|
| Series Record vs. LSU: | LSU leads, 52-38 |
| 2012 series: | Vanderbilt, 2-1 (1-2, 6-3, 5-4 in Baton Rouge) |
| Paul Mainieri vs. Vanderbilt: | 6-11 |
| Tim Corbin vs. LSU: | 17-11 |
| Sports Information Contact: | Kyle Parkinson |
| Email: | kyle.parkinson@vanderbilt.edu |
| Office Phone: | (615) 343-0020 |
| Cell Phone: | (479) 871-0817 |
| Fax: | (615) 343-7064 |

SOUTHEASTERN CONFERENCE MEDIA RELATIONS

2201 Richard Arrington Blvd. North
Birmingham, AL 35203-1103

Phone: 205.458.3010

Fax: 205.458.3030

Baseball Contact: Chuck Dunlap (cdunlap@sec.org)

2013 SEC Tournament

May 21-26 • Hoover Metropolitan Stadium • Hoover, Ala.

The Southeastern Conference Baseball Tournament returns for a 16th straight year to Hoover Metropolitan in the south Birmingham city of Hoover, Ala. The Hoover Metropolitan Stadium serves as home of the Double-A Birmingham Barons (Chicago White Sox) of the Southern League.

Located eight miles south of Birmingham, the Hoover Metropolitan Stadium is regarded by many sports experts as one of the best of its kind in the nation. It seats 10,800 for baseball, but can accommodate over 16,000 when the patio, banquet and side grassy areas are used. The stadium also houses 12 suites and state-of-the-art dressing and training rooms. Wireless internet access was added in 2004, concourse and signage renovation was done in 2005 and a second-level press box expansion, new stadium seating and an exterior facelift in 2007 completed a \$4.5 million renovation project. A new video scoreboard was added for 2008.

The 2012 SEC Baseball Tournament drew a record-high 129,112 fans, and the tournament has surpassed the six-digit mark in total attendance seven times in the last 11 years.

LSU has played in the SEC Tournament title game in six of the past 13 seasons. The Tigers have won eight tournament titles (1986, '90, '92, '93, '94, 2000, 2008, 2009, 2010) and have finished as runners-up on six occasions (1987, '91, '95, '97, 2001, 2003).



ALCORN STATE

Tuesday, April 2 at Baton Rouge - 6:30 p.m.



| | |
|---------------------------------|--------------------------------------|
| Location: | Lorman, Miss. |
| Enrollment: | 3,583 |
| Nickname: | Braves |
| Colors: | Purple and Gold |
| Conference: | Southwestern Athletic |
| President: | Dr. Christopher Brown II |
| Athletic Director: | Brenda T. Square |
| Stadium (Capacity): | Braves Baseball Field (500) |
| Head Coach: | Barret Rey |
| Record at Alcorn State: | 74-77 (.490/3 season) |
| Career Record: | 132-187 (.414/ 6 seasons) |
| Best Time to Contact: | Through SID Office |
| Assistant Coaches: | David Gomez |
| 2012 record: | 22-20 |
| SWAC Record: | 19-4 (2nd in SWAC East, 2nd Overall) |
| Postseason: | None |
| Final Rankings: | Not Ranked |
| Series Record vs. LSU: | LSU, 4-0 |
| 2012 series: | LSU, 2-0 (19-0, 7-2 in Baton Rouge) |
| Paul Mainieri vs. Alcorn State: | 4-0 |
| Rey vs. LSU: | 0-5 |
| Sports Information Contact: | Je'Kel Smith |
| Office Phone: | (601) 877-6501 |
| E-mail: | jekel@alcorn.edu |

BROWN

Friday, March 1 at Baton Rouge- 7 p.m.

Saturday, March 2 at Baton Rouge- 6:30 p.m.



| | |
|-----------------------------|---|
| Location: | Providence, R.I. |
| Enrollment: | 8,540 |
| Nickname: | Bears |
| Colors: | Cardinal, White, Seal Brown |
| Conference: | Ivy League |
| Athletic Director: | Jack Hayes |
| Stadium (Capacity): | Murray Stadium |
| Head Coach: | Marek Drabinski (Connecticut, 1991) |
| Record at Brown: | 17 seasons |
| Best Time to Contact: | Through SID Office |
| Assistant Coaches: | Grant Achilles (Wake Forrest, 2006), Mike McCormack (Worcester State, 2008) |
| 2012 record: | 9-35 |
| Ivy League Record (Finish): | 6-14 (7th Overall) |
| Postseason: | None |
| Final Rankings: | None |
| Series Record vs. LSU: | 2-0 |
| 2012 series: | None |
| Mainieri vs. Brown: | 2-0 |
| Drabinski vs. LSU: | 0-2 |
| Sports Information Contact: | Caitlin Grant |
| Office Phone: | 401-863-6069 |
| E-mail: | Catlin_Grant@Brown.edu |
| Fax: | 401-863-1095 |

BYU

Thursday, Feb. 21 at Baton Rouge - 6:30 p.m.

Saturday, Feb. 23 at Baton Rouge - 6 p.m.



| | |
|-----------------------------------|--|
| Location: | Provo, Utah |
| Enrollment: | 32,955 |
| Nickname: | Cougars |
| Colors: | Blue and White |
| Conference: | West Coast |
| President: | Cecil O. Samuelson (Utah, 1966) |
| Athletic Director: | Tom Holmoe (BYU, 1983) |
| Stadium (Capacity): | Larry H. Miller Field (2,300) |
| Dimensions: | LF-345; LC-385; CF-400; RC-385; RF-345 |
| Head Coach: | Mike Littlewood (BYU, 1993) |
| Record at BYU: | First |
| Career Record: | 181-111 (.620/6) |
| Best Time to Contact: | Through SID Office |
| Assistant Coaches: | Trent Pratt (Dixie), Brent Haring (Southern Virginia, 2007) Jeremy Thomas (BYU, 1999) |
| 2012 record: | 22-27 |
| West Coast Record (Finish): | 10-14 (7th overall) |
| Postseason: | None |
| Final Rankings: | Not Ranked |
| Letterwinners Returning/Lost: | 20/13 |
| Position Starters Returning/Lost: | 5/3 |
| Pitchers Returning/Lost: | 5/1 |
| Series Record vs. LSU: | 0-0 (First meeting) |
| Paul Mainieri vs. BYU: | 4-21 |
| Littlewood vs. LSU: | 0-0 |
| Sports Information Contact: | Ralph Zobell |
| Office Phone: | (801) 422-9769 |
| Cell Phone: | (801) 367-3554 |
| E-mail: | ralph_zobell@byu.edu |

GRAMBLING STATE

Wednesday, April 17 at Baton Rouge- 6:30 p.m.



| | |
|------------------------------|----------------------------------|
| Location: | Grambling, La. |
| Enrollment: | 5,067 |
| Nickname: | Tigers |
| Colors: | Black and Gold |
| Conference: | Southwestern Athletic Conference |
| President: | Dr. Frank Pogue |
| Athletic Director: | Aaron James |
| Home Park (Capacity): | Tiger Field (3,000) |
| Dimensions: | LF-330; CF-400; RF-335 |
| Head Coach: | James Cooper (Grambling, 2004) |
| Best Time to Contact: | Weekday mornings, CT |
| Assistant Coaches: | Davin Pierre (Grambling, 2005) |
| 2012 Record: | 22-26 |
| SWAC Record | 13-11 |
| Final Rankings: | Not Ranked |
| Series Record vs. LSU: | LSU, 2-0 |
| 2012 Series: | LSU, 1-0 (17-10, Baton Rouge) |
| Paul Mainieri vs. Grambling: | 2-0 |
| Cooper vs. LSU: | 0-2 |
| SID E-mail: | tigersgsu@gmail.com |
| Office Phone: | (318) 274-2374 |
| Fax: | (318) 274-2761 |



LSU Bat Girls perform a variety of duties during the Tigers' home games.



The Alex Box Stadium grounds crew entertains fans with its dance routines.



LSU salutes local military personnel at all Saturday and Sunday home games.

Non-Conference Opponents

LAMAR

Tuesday, Feb. 19 at Baton Rouge, La. - 6 p.m.



| | |
|-----------------------------|---|
| Location: | Beaumont, Texas |
| Enrollment: | 13,773 |
| Nickname: | Cardinals |
| Colors: | Red and White |
| Conference: | Southland |
| President: | Dr. James Simmons |
| Athletic Director: | Jason Henderson |
| Stadium: | Vincent-Beck Stadium (3500) |
| Head Coach: | Jim Gilligan |
| Record at Lamar: | 1,196-760 (.611/34 Years) |
| Career Record: | 2,006-770 (.723/35 Years) |
| Baseball Office Phone: | Through SID Office |
| Best Time to Contact: | Through SID Office |
| Assistant Coaches: | Jim Ricklefsen, Scott Hatten, Nick Camp |
| 2012 Record: | 22-30 |
| Southland Record (Finish): | 14-19 (8th Overall) |
| Final Rankings: | Not Ranked |
| Series Record vs. LSU: | Lamar leads, 5-2 |
| 2012 series: | LSU, 1-0 (5-4 at Baton Rouge) |
| Paul Mainieri vs. Lamar: | 1-0 |
| Sports Information Contact: | Clay Trainum |
| Office Phone: | (409) 880-7845 |
| Fax: | (409) 880-2338 |

LOUISIANA-LAFAYETTE

Tuesday, Feb. 26 at Lafayette - 6 p.m.



| | |
|-----------------------------|---|
| Location: | Lafayette, La. |
| Enrollment: | 17,602 |
| Nickname: | Rajun Cajuns |
| Colors: | White and Vermilion |
| Conference: | Southland |
| President: | Joseph Savoie (UL-Lafayette, 1976) |
| Athletic Director: | Scott Farmer (Georgia Southern, 1986) |
| Home Park (Capacity): | M.L. "Tigue" Moore Field (3,755) |
| Dimensions: | LF-330; CF-400; RC-375; RF-330 |
| Press Box Phone: | (337) 851-2255 |
| Head Coach: | Tony Robicheaux |
| Record at UL-L: | 631-439-1 (589/19 years) |
| Career Record: | 894-596-1 (560/27 years) |
| Baseball Office Phone: | (337) 475-5482 |
| Best Time to Contact: | Weekday mornings, CT |
| Assistant Coaches: | Anthony Babineaux (Louisiana-Lafayette, 1995), Matt Deggs |
| 2012 Record: | 23-30 |
| Southland Record (Finish): | 11-19 Overall (10th) |
| Postseason: | None |
| Final Rankings: | Not Ranked |
| Series Record vs. LSU: | 47-23 |
| 2012 series: | LSU, 1-0 (5-0 at Baton Rouge) |
| Paul Mainieri vs. UL-L: | 4-2 |
| Robicheaux vs. LSU: | 13-20 |
| Sports Information Contact: | Matt Hebert |
| Office Phone: | (337) 482-6330 |
| E-mail: | matth@louisiana.edu |
| Cell: | (337) 288-6023 |
| Fax: | (337) 482-6529 |

MARYLAND

Friday, Feb. 15 at Baton Rouge- 7 p.m.
Saturday, Feb. 16 at Baton Rouge- 1 p.m.
Sunday, Feb. 17 at Baton Rouge- Noon



| | |
|-----------------------------|--|
| Location: | College Park, Md. |
| Enrollment: | 37,631 |
| Nickname: | Terrapins |
| Colors: | Red, White, Black and Gold |
| Conference: | Atlantic Coast |
| President: | Wallace D. Loh |
| Athletic Director: | Kevin Anderson |
| Home Park (Capacity): | Bob "Turle" Smith Stadium (2,500) |
| Dimensions: | LF-320; CF-380; RF-325 |
| Press Box Phone: | Through SID Office |
| Head Coach: | John Szefc (Drexel, 1989) |
| Record at Maryland: | First Season |
| Career Record: | 212-137-1 (.606/7 season) |
| Baseball Office Phone: | (301) 314-0379 |
| Best Time to Contact: | Weekday mornings, CT |
| Assistant Coaches: | Jim Belanger (Louisville, 2008), Rob Vaughn (Kansas State, 2011) |
| 2012 Record: | 32-24 |
| Southland Record (Finish): | 10-20 (5th Atlantic/ 10th Overall) |
| Postseason: | None |
| Final Rankings: | Not Ranked |
| Series Record vs. LSU: | None |
| 2012 series: | None |
| Paul Mainieri vs. Maryland: | None |
| Sports Information Contact: | Mathew Bertram |
| Office Phone: | (301) 314-7064 |
| E-mail: | mbertman@umd.edu |
| Fax: | (301) 314-9094 |

MCNEESE STATE

Tuesday, April 30 at Baton Rouge - 6:30 p.m.



| | |
|--------------------------------|--|
| Location: | Lake Charles, La. |
| Enrollment: | 8,900 |
| Nickname: | Cowboys |
| Colors: | Blue and Gold |
| Conference: | Southland |
| President: | Dr. Phillip Williams |
| Athletic Director: | Tommy McClelland (Northwestern State, 2004) |
| Home Park (Capacity): | Cowboy Diamond (2,000) |
| Dimensions: | LF-330; LC-375; CF-400; RC-375; RF-330 |
| Press Box Phone: | (337) 475-8007 |
| Head Coach: | Terry Burrows (McNeese, 2003) |
| Record at McNeese: | 115-159 (.420/6 seasons) |
| Career Record: | Same |
| Baseball Office Phone: | (337) 475-5482 |
| Best Time to Contact: | Weekday mornings, CT |
| Assistant Coaches: | Matt Collins (UL Monroe, 2010), Bubbs Merrill (Arkansas, 2004) |
| 2012 Record: | 24-30 |
| Southland Record (Finish): | 17-16 (5th Overall) |
| Postseason: | 0-2 at Southland Tournament |
| Final Rankings: | Not Ranked |
| Series Record vs. LSU: | LSU leads, 25-9 |
| 2012 series: | LSU, 2-0 (11-4 at Baton Rouge; 19-10 at Lake Charles) |
| Paul Mainieri vs. McNeese St.: | 6-0 |
| Terry Burrows vs. LSU: | 0-5 |
| Sports Information Contact: | Hunter Bower |
| Office Phone: | (337) 475-5207 |
| E-mail: | hunterbower32@mcneese.edu |
| Cell: | (337) 455-3200 |



LSU baseball games are family-friendly events.



Tailgating is a time-honored tradition at Alex Box Stadium.



NEW ORLEANS

Tuesday, May 14 at Baton Rouge - 6:30 p.m.



| | |
|--------------------------------|---|
| Location: | New Orleans, La. |
| Enrollment: | 12,000 |
| Nickname: | Privateers |
| Colors: | Silver, Reflex Blue |
| Conference: | Independent |
| President: | Peter J. Fos |
| Athletic Director: | Derek Morel |
| Home Park (Capacity): | Maestri Field |
| Dimensions: | LF-330; LC-370; CF-405; RC-370; RF-330 |
| Head Coach: | Bruce Peddie (Mansfield University, 1987) |
| Record at New Orleans: | 4 seasons |
| Career Record: | 371-351-2 (514/15 season) |
| Assistant Coaches: | James Jurries (Tulane, 2002), Justin Garcia (New Orleans, 2008) |
| 2012 Record: | 17-27 |
| Postseason: | None |
| Final Rankings: | Not Ranked |
| Series Record vs. LSU: | UNO leads, 54-53 |
| 2012 series: | None |
| Paul Mainieri vs. New Orleans: | 9-10 |
| Sports Information Contact: | Jason Plotkin |
| Office Phone: | (504) 280-1353 |
| E-mail: | jplotkin@uno.edu |

NICHOLLS STATE

Sunday, March 3 at Baton Rouge - 3 p.m.

Wednesday, March 13 at Baton Rouge - 6:30 p.m.



| | |
|-----------------------------------|---|
| Location: | Thibodaux, La. |
| Enrollment: | 6,080 |
| Nickname: | Colonels |
| Colors: | Red and Gray |
| Conference: | Southland |
| President: | Dr. Stephen T. Hulbert (Worcester State) |
| Athletic Director: | Rob Bernardi (Cal-State Northridge, 1983) |
| Home Park (Capacity): | Raymond E. Didier Field (1,000) |
| Dimensions: | LF-331; LC-365; CF-401; RC-365; RF-331 |
| Press Box Phone: | (985) 448-4834 |
| Head Coach: | Seth Thibodeaux (William Carey, 2003) |
| Record at Nicholls State: | 54-57 (.491/2 seasons) |
| Career Record: | Same |
| Baseball Office Phone: | (985) 448-4808 |
| Best Time to Contact: | Through SID Office |
| Assistant Coaches: | Chris Prothro (Arkansas State, 2005), Rudy Darrow (Nicholls State), Brett Stewart |
| 2012 Record: | 26-28 |
| Southland Record (Finish): | 13-19 (11th Overall) |
| Postseason: | None |
| Final Rankings: | Not Ranked |
| Series Record vs. LSU: | LSU leads, 48-22 |
| 2012 series: | LSU, 1-0 (9-6 at Baton Rouge) |
| Paul Mainieri vs. Nicholls State: | 6-1 |
| Thibodaux vs. LSU: | 0-3 |
| Sports Information Contact: | Clyde Verdin Jr. |
| Office Phone: | (985) 518-9452 |
| E-mail: | Charlie.Verdin@nicholls.edu |
| Fax: | (985) 448-4490 |

NORTHWESTERN STATE

Wednesday, March 20 at Baton Rouge - 6:30 p.m.



| | |
|---------------------------------------|--|
| Location: | Natchitoches, La. |
| Enrollment: | 9,191 |
| Nickname: | Demons |
| Colors: | Purple and White with Orange Trim |
| Conference: | Southland |
| President: | Dr. Randall J. Webb (Northwestern State, 1965) |
| Athletic Director: | Greg Burke |
| Home Park (Capacity): | Brown-Stroud Field (1,200) |
| Dimensions: | LF-330; LC-375; CF-405; RC-375; RF-330 |
| Press Box Phone: | (318) 357-4606 |
| Head Coach: | Lane Burroughs |
| Record at Northwestern State: | First season |
| Career Record: | Same |
| Baseball Office Phone: | (318) 357-4139 |
| Best Time to Contact: | Weekday Mornings, CT |
| Assistant Coaches: | Chris Curry, Andy Morgan |
| 2012 Record: | 19-32 |
| Southland Record (Finish): | 14-19 (10th Overall) |
| Post Season: | None |
| Final Rankings: | Not Ranked |
| Series Record vs. LSU: | LSU leads 51-11 |
| 2012 Series: | LSU, 1-0 (13-0 at Baton Rouge) |
| Paul Mainieri vs. Northwestern State: | 6-1 |
| Lane Burroughs vs. LSU: | 0-0 |
| Sports Information Contact: | Matthew Fowler |
| E-mail: | fowlerm@nsula.edu |
| Office Phone: | (318) 357-6469 |
| Fax: | (318) 357-4515 |

SACRED HEART

Wednesday, March 13 at Baton Rouge - 6:30 p.m.



| | |
|---------------------------------|---|
| Location: | Fairfield, Conn. |
| Enrollment: | 6,407 |
| Nickname: | Pioneers |
| Colors: | Red and White |
| Conference: | Northeast Conference |
| President: | John J. Petillo |
| Athletic Director: | C. Donald Cook |
| Stadium (Capacity): | Ballpark at Harbor Yard (5,300) |
| Dimensions: | LF-325; CF-400; RF-325 |
| Head Coach: | Nick Giaguinto (Connecticut, 1979) |
| Record at Sacred Heart: | 467-572-2 (.449/24 seasons) |
| Career Record: | Same |
| Baseball Office Phone: | (203) 365-7632 |
| Best Time to Contact: | Through SID Office |
| Assistant Coaches: | Wayne Mazzoni, Tyler Kavanaugh |
| 2012 Record: | 25-32 |
| NEC Record (Finish): | 19-13 |
| Postseason: | 3-0 at NEC Tournament (Conference Champions), 0-2 at NCAA Raleigh Region; |
| Final Rankings: | Not Ranked |
| Series Record vs. LSU: | 1-0 |
| Paul Mainieri vs. Sacred Heart: | 2-0 |
| Sports Information Contact: | Jim Sheehan |
| Office Phone: | (203) 365-4813 |
| E-mail: | sheehanj3@sacredheart.edu |

SOUTHEASTERN LOUISIANA

Friday, Feb. 22 at Baton Rouge - 7 p.m.



| | |
|-----------------------------|---|
| Location: | Hammond, La. |
| Enrollment: | 15,602 |
| Nickname: | Lions |
| Colors: | Green and Gold |
| Conference: | Southland |
| President: | Dr. John L. Crain |
| Athletic Director: | Bart Bellaire |
| Home Park (Capacity): | Pat Kenelly Diamond Alumni Field (2,500) |
| Dimensions: | LF-320; LC-365; CF-400; RC-365; RF-320 |
| Press Box Phone: | (985) 549-2431 |
| Head Coach: | Jay Artigues (Belhaven, 1992) |
| Record at SLU: | 240-164 (.594/7 seasons) |
| Career Record: | Same |
| Baseball Office Phone: | (985) 549-3566 |
| Best Time to Contact: | Weekday mornings, CT |
| Assistant Coaches: | Daniel Latham (Tulane, 2007), Matt Riser (Tulane, 2006) |
| 2012 Record: | 39-21 |
| Southland Record (Finish): | 20-13 (1st Overall) |
| Postseason: | 3-2 SLC Tournament |
| Final Rankings: | Not Ranked |
| Lettermen Returning/Lost: | 17/12 |
| Series Record vs. LSU: | LSU leads, 62-17 |
| 2012 series: | LSU, 1-0 (4-3 at Baton Rouge) |
| Paul Mainieri vs. SLU: | 6-1 |
| Jay Artigues vs. LSU: | 1-7 |
| Sports Information Contact: | Damon Sunde |
| Office Phone: | (985) 549-3774 |
| Cell Phone: | (985) 549-9891 |
| E-mail: | Damon.Sunde@southeastern.edu |
| Fax: | (985) 549-3773 |

SOUTHERN

Wednesday, April 10 at Baton Rouge (Alex Box Stadium)- 6:30 p.m.



| | |
|-----------------------------|--|
| Location: | Baton Rouge, La. |
| Enrollment: | 8,000 |
| Nickname: | Jaguars |
| Colors: | Columbia Blue and Gold |
| Conference: | Southwestern Athletic |
| Chancellor: | Dr. James Llorens |
| Athletic Director: | Dr. William Broussard |
| Home Park (Capacity): | Lee-Hines Field (1,000) |
| Dimensions: | LF-330; LC-375; CF-400; RC-375; RF-330 |
| Head Coach: | Roger Cador (Southern, 1975) |
| Baseball Office Phone: | (225) 771-2513 |
| Best Time to Contact: | Weekday mornings, CT |
| 2012 Record: | 33-16 |
| Final Rankings: | unranked |
| Series Record vs. LSU: | LSU, 46-2 |
| Paul Mainieri vs. Southern: | 6-0 |
| Roger Cador vs. LSU: | 2-44 |
| Sports Information Contact: | Chris Jones |
| E-mail: | christopher_jones@subr.edu |
| Office Phone: | (225) 771-3791 |
| Fax: | (225) 771-2896 |

SOUTHERN MISSISSIPPI

Wednesday, April 3 at Metairie, La. - 7 p.m.
(Zephyr Field - Wally Pontiff Jr. Foundation Classic)



| | |
|-----------------------------------|--|
| Location: | Hattiesburg, Miss. |
| Enrollment: | 17,254 |
| Nickname: | Golden Eagles |
| Colors: | Black and Gold |
| Conference: | Conference USA |
| Interim President: | Dr. Aubrey K. Lucas (Southern Miss, 1955) |
| Athletic Director: | Jeff Hammond (Southern Miss, 1978) |
| Home Park (Capacity): | Hill Denson Field at Pete Taylor Park (6,600) |
| Dimensions: | LF-340; LC-365; CF-400; RC-365; RF-340 |
| Press Box Phone: | (601) 266-5684 |
| Head Coach: | Scott Berry (Southwest Missouri St., 1986) |
| Record at Southern Miss: | 107-67 (.615/3 seasons) |
| Career Record: | Same |
| Baseball Office Phone: | (601) 266-5017 |
| Best Time to Contact: | Weekday mornings, CT |
| Assistant Coaches: | Chad Caillet (Southern Miss, 1999), Michael Federico (Southern Miss., 1999), Brent Shelton (Florida, 2001) |
| 2012 Record: | 32-24 |
| Conference USA Record: | 14-10 (T-3rd Overall) |
| Postseason: | 1-2 at C-USA Tournament |
| Final Rankings: | Not Ranked |
| Lettermen Returning/Lost: | 22/6 |
| Position Starters Returning/Lost: | 7/2 |
| Pitchers Returning/Lost: | 10/3 |
| Series Record vs. LSU: | LSU, 37-11-2 |
| 2012 series: | LSU, 1-0 (8-3 at Metairie) |
| Paul Mainieri vs. Southern Miss: | 8-1 |
| Scott Berry vs. LSU: | 0-3 |
| Sports Information Contact: | Jack Duggan |
| Office Phone: | (601) 266-5947 |
| Cell Phone: | (601) 596-5637 |
| E-mail: | jack.duggan@usm.edu |
| Fax: | (601) 266-4507 |

STEPHEN F. AUSTIN

Tuesday, March 5 at Baton Rouge- 6:30 p.m.



| | |
|--------------------------------------|---|
| Location: | Nacogdoches, Texas |
| Enrollment: | 12,999 |
| Nickname: | Lumberjacks |
| Colors: | Purple and White (red trim) |
| Conference: | Southland Conference |
| President: | Dr. Baker Patillo |
| Athletic Director: | Robert Hill |
| Home Park (Capacity): | Jaycees Field (1,000) |
| Dimensions: | LF-320; CF-400; RF-320 |
| Head Coach: | Johny Cardenas (TCU, 1998) |
| Baseball Office Phone: | (225) 771-2513 |
| Record at SFA: | 120-108 |
| Career recrd: | Same |
| Assistant coaches: | Chris Connally (TCU, 2000), Chad Messengale (Texas State, 2001) |
| Best Time to Contact: | Weekday mornings, CT |
| 2012 Record: | 26-33 |
| Postseason: | 3-2 at Southland Tournament |
| Final Rankings: | unranked |
| Series Record vs. LSU: | 9-0 |
| Paul Mainieri vs. Stephen F. Austin: | 0-0 |
| Sports Information Contact: | Ben Rikard |
| E-mail: | rikardbenja@sfasu.edu |
| Office Phone: | (936) 468-5801 |
| Cell Phone: | (936) 554-2077 |

TULANE

Tuesday, March 26 at New Orleans - 6:30 p.m.
Wednesday, April 24 at Baton Rouge - 6:30 p.m.



| | |
|-----------------------------|---|
| Location: | New Orleans, La. |
| Enrollment: | 13,359 |
| Nickname: | Green Wave |
| Colors: | Olive Green and Sky Blue |
| Conference: | Conference USA |
| President: | Dr. Scott Cowen (Connecticut, 1968) |
| Athletic Director: | Rick Dickson (Tulsa, 1976) |
| Home Park (Capacity): | Greer Field at Turchin Stadium (5,000) |
| Dimensions: | LF-325; LC-370; CF-400; RC-370; RF-325 |
| Press Box Phone: | (504) 862-8224 |
| Head Coach: | Rick Jones (UNC-Wilmington, 1975) |
| Record at Tulane: | 774-401-2 (.661/19 seasons) |
| Career Record: | 1050-494-3 (.679/26 seasons) |
| Baseball Office Phone: | (504) 862-8239 |
| Best Time to Contact: | Weekday mornings, CT |
| Assistant Coaches: | Chad Sutter (Tulane, 1999), Jake Gautreau (Tulane, 2011), Shooter Hunt (Tulane, 2008) |
| 2012 Record: | 38-20 |
| C-USA Record (Finish): | 14-10 (3rd) |
| Postseason: | 1-2 at Conference USA Tournament |
| Final Rankings: | Not Ranked |
| Series Record vs. LSU: | LSU leads, 166-125-3 |
| 2012 series: | LSU 2-0, (9-5 at Baton Rouge; 5-0 at New Orleans) |
| Paul Mainieri vs. Tulane: | 10-4 |
| Rick Jones vs. LSU: | 20-25 |
| Sports Information Contact: | Curtis Akay |
| Office Phone: | (504) 314-7271 |
| E-mail: | cakey@tulane.edu |
| Fax: | (504) 865-5379 |

WASHINGTON

Friday, March 8 at Baton Rouge - 7 p.m.
Saturday, March 9 at Baton Rouge - 6:30 p.m.
Sunday, March 10 at Baton Rouge - 1 p.m.



| | |
|-------------------------------|--|
| Location: | Seattle, Wash. |
| Enrollment: | 42,570 |
| Nickname: | Huskies |
| Colors: | Gold and Purple |
| Conference: | Pac-12 |
| President: | Michael K. Young |
| Athletic Director: | Scott Woodward |
| Stadium (Capacity): | Husky Ballpark (2,212) |
| Head Coach: | Lindsay Meggs (UCLA, 1985) |
| Record at Washington: | 75-90 (.455/9 seasons) |
| Career Record: | 690-397-4 (.624/19 seasons) |
| Baseball Office Phone: | Through SID Office |
| Best Time to Contact: | Through SID Office |
| Assistant Coaches: | Jason Kelly, Jordan Twohig, Tanner Swanson |
| 2012 Record: | 30-25 |
| Conference Record (Finish): | 13-17 (7th overall) |
| Postseason: | None |
| Final Rankings: | Not Ranked |
| Series Record vs. LSU: | 0-0 (first meeting) |
| Paul Mainieri vs. Washington: | 2-2 |
| Sports Information Contact: | Jeff Bechtold |
| Office Phone: | (206) 685-7910 |
| E-mail: | bechtold@uw.edu |
| Fax: | (206) 543-5000 |



2013 NCAA Tournament

Regional Tournaments: May 31-June 2/3 (sites TBA)

Super Regional Series: June 7-9/8-10 (sites TBA)

College World Series: June 15-25/26 (TD Ameritrade Park - Omaha, Neb.)

The 2013 NCAA Tournament will feature a 64-team field for the 15th straight year, as the tournament was expanded from 48 to 64 participants in 1999. The teams selected for the tournament will be placed in 16 four-team NCAA Regional brackets at campus sites across the country, May 31-June 3.

The brackets are set up like the NCAA basketball tournament with the top eight teams in the country earning "National Seeds." The brackets will be used to determine Super Regional pairings as well as the two brackets for the College World Series.

The 16 winners of the Regionals advance to the Super Regionals, where teams will be matched up for

best-of-three series at eight sites, June 7-9 and June 8-10. The eight winners of the Super Regionals advance to the College World Series, June 15-26, at Omaha's TD Ameritrade Park.

The eight CWS teams compete in two four-team brackets. From 1988-2002, the bracket champions met in a single game to determine the national champion; however, the bracket champions now meet in a best two-of-three series to determine the national champion.

LSU has made 15 CWS appearances, winning the national championship six times. LSU is one of only 10 schools to have earned at least 15 CWS berths.



11

Michael Barash

Catcher
6-1, 195, R-R, Fr., HS
Boca Raton, Fla. (West Boca Raton HS)

Outstanding catcher who graduated in December from West Boca Raton High School and elected to immediately begin his college career at LSU ... excellent defensive player and aggressive hitter with very good all-around athletic skills.

Prior to LSU

An All-America and All-Palm Beach County catcher who hit .500 in 2012 with 12 doubles, 28 RBI and 12 stolen bases ... also a two-time honor roll student at West Boca Raton High School.

Personal

Full name is Michael Jason Barash ... parents are James and Debbie Barash ... has one younger brother, Andrew ... grandfather, Norman Pinsky, played football at Wisconsin ... chose to attend LSU because "the coaching staff, atmosphere and facilities are the best in the nation" ... majoring in sports administration at LSU ... born October 12, 1994 in Boca Raton, Fla.



33

Kevin Berry

RH Pitcher
6-0, 192, R-R, Sr., 2L
Metairie, La. (Brother Martin HS/Univ. of New Orleans)

**2012 SEC Academic Honor Roll****2011 SEC Academic Honor Roll**

Experienced right-hander who should be one of the Tigers' top relievers again this season after making 42 appearances out of the bullpen over the past two seasons ... transferred to LSU from the University of New Orleans following the 2010 season ... pitched against LSU on April 27, 2010 in UNO's 7-4 victory over the Tigers, showing great poise along with good stuff as he pitched one inning and earned the save for the Privateers.

2012 Season

Appeared in 16 games in relief, posting no decisions and a 3.09 ERA in 11.2 innings with nine walks and 10 strikeouts ... longest outing was 1.2 innings on Feb. 28 versus Grambling, recording two strikeouts ... recorded two strikeouts in one shutout inning against Nicholls State on May 15.

2011 Season

Made a team-high 26 appearances (tied with fellow reliever Matty Ott), posting a 3-1 mark and a 3.14 ERA in 28.2 innings with two saves, eight walks and 16 strikeouts ... limited opponents to a .210 batting average ... earned relief win at Tulane (April 5), limiting the Wave to no runs and no hits in 2.2 innings with one walk and one strikeout ... brilliant relief outing April 1 against Ole Miss to earn his second save of the season - fired two scoreless innings, allowing just one hit with no walks and two strikeouts to preserve a 7-6 LSU victory ... earned first career LSU victory on March 12 vs. Cal State Fullerton, working 0.2 scoreless relief inning while allowing one hit with one strikeout ... worked six perfect innings in his first seven relief appearances of the season, recording no walks and four strikeouts ... earned his first save of the season March 5 against Princeton, blanking the Tigers for 1.1 innings with two strikeouts.

Prior to LSU

Member of 2009 Sun Belt Conference Academic Honor Roll at the University of New Orleans ... batted .281 in 2010 for UNO with seven doubles, one homer and 13 RBI ... also worked 44.2 innings on the mound, recording 32 strikeouts and one save.

High School

First-team All-State selection as a senior at Brother Martin HS ... All Orleans/St. Bernard Parish selection as a senior ... 2008 District Player of the Year and a two-time All-District selection ... high school team captain as a junior and senior ... batted .500 with 35 RBI in 2008 as a senior; recorded a 7-1 mark on the mound with 52 strikeouts in 41.2 innings ... batted .427 as a junior with 32 RBI ... named AllState Sugar Bowl Athlete of the Month for June 2007.

Personal

Full name is Kevin Joseph Berry ... parents are Steve and Sheryl Berry ... has two older siblings, Stephen and Ryan ... father played basketball at Southeastern Louisiana ... majoring in sports administration-commerce at LSU ... enrolled at LSU for "the opportunity to compete for a national championship every year, and the opportunity to play in the best facilities in the country" ... born January 29, 1990.

Berry's LSU Career Statistics

| Year | ERA | W-L | App | GS | CG | SHO/CBO | SV | IP | H | R | ER | BB | SO | 2B | 3B | HR | BF | B/Avg | WP | HBP | BK | SFA | SHA |
|--------------|-------------|------------|-----------|----------|----------|------------|----------|-------------|-----------|-----------|-----------|-----------|-----------|----------|----------|----------|------------|-------------|----------|----------|----------|----------|----------|
| 2011 | 3.14 | 3-1 | 26 | 0 | 0 | 0/1 | 2 | 28.2 | 21 | 11 | 10 | 8 | 16 | 3 | 0 | 2 | 117 | .210 | 2 | 3 | 0 | 2 | 4 |
| 2012 | 3.09 | 0-0 | 16 | 0 | 0 | 0/2 | 0 | 11.2 | 8 | 6 | 4 | 9 | 10 | 2 | 0 | 1 | 54 | .205 | 1 | 3 | 0 | 1 | 2 |
| TOTAL | 3.12 | 3-1 | 42 | 0 | 0 | 0/3 | 2 | 40.1 | 29 | 17 | 14 | 17 | 26 | 5 | 0 | 3 | 171 | .209 | 3 | 6 | 0 | 3 | 6 |

Berry's LSU Career Highs

Innings: 2.2 at Tulane (4/5/11)
Strikeouts: 2 six times, most recently vs. Nicholls State (5/15/12)
Hits Allowed: 3 twice, most recently at Mississippi State (5/20/11)
Runs: 4 at Arkansas (4/9/11)
Earned Runs: 4 at Arkansas (4/9/11)
Walks: 2 twice, most recently vs. Appalachian State (2/26/12)



30

Alex Bregman

Infielder
6-0, 190, R-R, Fr., HS
Albuquerque, N.M. (Albuquerque Academy)

MLB Draft: 29th round in 2012 (Boston)

Very polished player touted as one of the nation's best high school hitters in the 2012 class ... projected as the Tigers' starter at shortstop in 2013 ... very versatile defensively and can play anywhere on the field ... 29th round selection of the Boston Red Sox in 2012 MLB Draft.

Prior to LSU

Did not play due to an injury during his senior season, but hit .678 as a high school junior in 2011 and set a New Mexico season record with 19 HRs ... coached by Jason Columbus, who played at LSU in 2002 as a reserve first baseman ... received first team All-State recognition ... led 18U U.S. National Team to a gold medal in the fall of 2011 at the International Baseball Federation World Championships ... received All-Metro honors and All-District honors ... received 2010 Richard W. Case Award as the USA Baseball Player of the Year ... helped lead team to high school state championship in 2009.

Personal

Parents are Sam and Jackie Bregman, both of whom are attorneys ... has a younger sister, Jessica, and a younger brother, Anthony ... said he chose to attend LSU because he loves "the people, the facilities and the coaching staff" ... majoring in sports administration at LSU ... born March 30, 1994 in Albuquerque, N.M.



49

Brent Bonvillain

LH Pitcher
6-2, 170, L-L, Sr., 1L
Houma, La. (Thibodaux HS/Delgado CC)

SEC Pitcher of the Week (April 9, 2012)

A polished left-handed pitcher who throws three pitches for strikes and records a lot of strikeouts ... velocity has increased since high school from the 83-85 range up to the 88-92 range ... worked as one of the top relievers for LSU last season and may contend for a starting role in 2013 ... played his freshman season at Nicholls State before transferring to Delgado CC in New Orleans.



2012 Season

Made 22 relief appearances, recording a 4-0 mark with a 3.49 ERA in 28.1 innings with 12 walks and 26 strikeouts ... 1-0 with a 3.55 ERA in 12.2 SEC regular-season innings with three walks and 11 strikeouts ... posted relief win over Tulane on May 1, allowing no earned runs on one hit in one inning with two strikeouts ... relief win over Southeastern Louisiana (April 25), firing two shutout innings with no hits, one walk and four strikeouts ... named SEC Pitcher of the Week on April 9 after posting two wins in two relief appearances, including a brilliant outing against Florida on April 7 ... worked six innings in two appearances, allowing one run on two hits with three walks and seven strikeouts ... posted the relief win over Florida April 7 in the Tigers' series-clinching win, allowing just one hit in four scoreless innings with one walk and five strikeouts ... earned first career LSU win April 3 vs. Louisiana College - allowed one run on two hits in two innings with two walks and two strikeouts.

Prior to LSU

Posted an 8-3 mark at Delgado CC in 2011 with 80 strikeouts and a 3.43 ERA ... worked six innings in a combined no-hitter (seven-inning game) in August 2011 for the Louisiana team at a summer league tournament in Johnstown, Pa.; he recorded eight strikeouts and two walks in the outing ... posted 350 strikeouts and a 1.80 ERA during his career at Thibodaux (La.) High School, where he earned all-State and all-District recognition ... also played outfield and first base in high school.

Personal

Full name is Brent Michael Bonvillain ... parents are Tom Bonvillain, a professor at Nicholls State, and Louise Grabert ... has one older sibling, Lyndsey ... majoring in general studies at LSU ... born October 10, 1990.

Bonvillain's LSU Career Statistics

| Year | ERA | W-L | App | GS | CG | SHO/CBO | SV | IP | H | R | ER | BB | SO | 2B | 3B | HR | BF | B/Avg | WP | HBP | BK | SFA | SHA |
|------|------|-----|-----|----|----|---------|----|------|----|----|----|----|----|----|----|----|-----|-------|----|-----|----|-----|-----|
| 2012 | 3.49 | 4-0 | 22 | 0 | 0 | 0/2 | 0 | 28.1 | 27 | 13 | 11 | 12 | 26 | 2 | 0 | 2 | 125 | .265 | 3 | 5 | 2 | 1 | 5 |

Bonvillain's LSU Career Highs

- Innings: 4.0 at Florida (4/7/12)
- Strikeouts: 5 at Florida (4/7/12)
- Hits Allowed: 4 vs. Mississippi State (5/23/12)
- Runs: 2 twice, most recently vs. Mississippi State (5/23/12)
- Earned Runs: 2 vs. Mississippi State (5/23/12)
- Walks: 2 twice, most recently vs. Lamar (4/18/12)



25
Joey Bourgeois
 RH Pitcher
 6-1, 195, R-R, Sr., 2L
 Paulina, La. (Lutcher HS/LSU-Eunice JC)

MLB Draft: 39th round in 2009 (Atlanta)

Power-arm right-hander that received a medical redshirt for the 2011 season due to Tommy John surgery on his right elbow ... returned to the mound in 2012 and emerged as one of the Tigers' top relief pitchers ... possesses a superb three-pitch repertoire ... has the potential to be very special with a fastball that runs into the low to mid 90s.

2012 Season

Made 26 relief appearances (fourth-most on the staff), recording a 3-2 mark and a 2.38 ERA in 34 innings with 14 walks and 37 strikeouts ... posted a 3-2 record in SEC regular-season games with a 3.57 ERA in 17.2 innings, 10 walks and 23 strikeouts ... worked 5.2 scoreless innings in three postseason games, allowing four hits with three walks and three strikeouts ... fired two shutout innings versus Mississippi State (May 23) in SEC Tournament; allowed no hits with no walks and one strikeout ... season-high six strikeouts in three relief innings vs. Vanderbilt (May 12) ... fired a scoreless 12th inning at Ole Miss (May 4) to earn the win in LSU's 13-inning victory - allowed one hit with one strikeout and retired the final Rebel batter in the 12th with the bases loaded and the



winning run on third base ... earned relief win over Georgia (April 28), firing three scoreless innings while allowing no hits and recording one walk and three strikeouts ... fired three strikeouts in one scoreless relief inning vs. Southern Mississippi (April 11) ... earned relief win versus Arkansas April 1 with brilliant outing - two perfect innings with three strikeouts as LSU posted 3-2, 11-inning win ... made two appearances in Mississippi State series (March 16-18), working 1.1 scoreless innings while allowing one hit with no walks and two strikeouts.

2011 Season

Received medical redshirt after undergoing Tommy John surgery on his right elbow.

2010 Season

Appeared in 18 games (12 starts), recording a 4-1 mark and a 6.68 ERA in 60.2 innings with 31 walks and 48 strikeouts ... his innings pitched total was second on the club, trailing only Austin Ross (88 IP) ... strong outing in win over Alabama on April 17 -- 5.1 IP while allowing four runs on seven hits with no walks and seven Ks ... earned win over Pepperdine (March 6) with an outstanding effort -- 7 IP (97 pitches), no runs on one hit with two walks and three strikeouts ... Pepperdine's only hit against Bourgeois was an infield single by centerfielder Brian Humphries ... defeated Centenary (Feb. 21) in first career LSU appearance -- 6.0 IP, no runs on four hits with no walks and seven strikeouts.

Prior to LSU

Capped a stellar freshman season at LSU-Eunice with a 12-2 record while striking out 98 batters in 87 innings, leading the team in that category...drafted in the 39th round of the 2009 MLB Draft by the Atlanta Braves.

High School

Very impressive right-hander from Lutcher High School...as a senior, was named to the 2008 LHSCA All-Star Baseball Team, as well as being a Class 3A All-State selection by the LSWA and LBCA...also received All-Metro and All-District honors as a senior with a 6-1 record and 2.11 ERA along with 93 strikeouts and four saves...received All-State, All-Metro and All-District honors as a junior in 2007 while posting a 7-1 record with a 2.01 ERA and 86 strikeouts...was also a 1st team All-District selection as a sophomore in 2006...also played third base during his prep career.

Personal

Full name is Joey Thomas Bourgeois...parents are Tommy and Linda Bourgeois...has one brother, TJ ... majoring in general studies at LSU...born February 12, 1990 in Metairie, La.

Bourgeois' LSU Career Statistics

| Year | ERA | W-L | App | GS | CG | SHO/CBO | SV | IP | H | R | ER | BB | SO | 2B | 3B | HR | BF | B/Avg | WP | HBP | BK | SFA | SHA |
|--------------|-------------|------------|-----------|-----------|----------|------------|----------|-------------|-----------|-----------|-----------|-----------|-----------|-----------|----------|----------|------------|-------------|-----------|----------|----------|----------|----------|
| 2010 | 6.68 | 4-1 | 18 | 12 | 0 | 0/1 | 0 | 60.2 | 66 | 46 | 45 | 31 | 48 | 14 | 3 | 9 | 279 | .282 | 4 | 7 | 0 | 2 | 5 |
| 2012 | 2.38 | 3-2 | 26 | 0 | 0 | 0/3 | 0 | 34.0 | 22 | 9 | 9 | 14 | 37 | 9 | 0 | 0 | 136 | .190 | 7 | 1 | 0 | 1 | 4 |
| TOTAL | 5.13 | 7-3 | 44 | 12 | 0 | 0/4 | 0 | 94.2 | 88 | 55 | 54 | 45 | 85 | 23 | 3 | 9 | 415 | .251 | 11 | 8 | 0 | 3 | 9 |

Bourgeois' LSU Career Highs

- Innings: 7 vs. Pepperdine (3/6/10)
- Strikeouts: 7 vs. Centenary (2/21/10); vs. Alabama (5/17/10)
- Hits Allowed: 7 three times; last vs. Mississippi State (5/20/10)
- Runs: 6 vs. Kansas (3/12/10)
- Earned Runs: 6 vs. Kansas (3/12/10)
- Walks: 6 vs. Arkansas (3/20/10)



21
Joe Broussard
 RH Pitcher
 6-1, 208, R-R, Jr., 2L
 Gretna, La. (Holy Cross HS)

A hard-nosed right-handed pitcher who produces good movement on a fastball that hits the low 90s and has shown signs of effective off-speed stuff that will continue to develop ... suffered an

ular collateral tear in his pitching elbow in the summer of 2012 while playing in the Cape Cod League, and he will receive a medical redshirt for the 2012 season as he rehabilitates after surgery ... product of the same high school as LSU all-time saves leader Matty Ott.

2012 Season

Recorded a 4-1 mark with a 3.73 ERA in 19 appearances (six starts) for the Tigers during their 2012 SEC Championship season ... registered 12 walks and 45 strikeouts in 41 innings, and he limited opponents to a .234 batting average ... pitched 2.2 innings in relief outing vs. Mississippi State in SEC Tournament (May 23); allowed one run on three hits with three strikeouts ... effective four innings as a starter on May 1 vs. Tulane - allowed one run on four hits in four innings with two BB and four strikeouts ... solid three innings as a starter on April 25 versus Southeastern Louisiana - allowed one run on two hits with two walks and six strikeouts ... posted career highs of 6.1 innings and eight strikeouts to defeat Alcorn State on April 10 ... earned victory over Louisiana-Lafayette (March 28), working two scoreless and hitless innings with one walk and three strikeouts ... earned relief win over Grambling (Feb. 28), recording five strikeouts in 2.2 innings

2011 Season

Appeared in 14 games (one start), recording an 0-1 mark and a 5.19 ERA in 26 innings with nine walks and 28 strikeouts ... brilliant relief outing at Nicholls State (March 16); entered the game in the first inning after Nicholls had scored six runs and worked six innings, allowing just one run on five hits with one walk and seven strikeouts - Broussard's effort allowed LSU to rebound for a 12-8 win ... recorded five strikeouts in three innings of work versus Louisiana-Lafayette (March 22) ... fired two scoreless innings versus McNeese State (March 30), allowing no hits with three strikeouts in a 6-0 LSU victory ... made first career collegiate start at Tulane (April 5), allowing three earned runs in 3.1 innings with a three strikeouts in a 7-5 LSU win.

High School

2010 First-Team All-State and the All-Metro New Orleans Player of the Year ... also named district MVP in 2009 and 2010, and he served as team captain ... three-time All-Metro New Orleans and four-time All-District selection during his career ... batted .478 as a junior with 40 RBI and eight homers while recording an 8-3 mark and four saves on the mound ... hit .498 as a sophomore with 46 RBI and seven homers while posting a 7-2 record and two saves.

Personal

Full name is Joe Neville Broussard ... parents are Derel and Harriet Broussard ... has one older brother and one older sister ... majoring in sports administration-leadership at LSU ... born January 28, 1991.

Broussard's LSU Career Statistics (Pitching)

| Year | ERA | W-L | App | GS | CG | SHO/CBO | SV | IP | H | R | ER | BB | SO | 2B | 3B | HR | BF | B/Avg | WP | HBP | BK | SFA | SHA |
|--------------|-------------|------------|-----------|----------|----------|------------|----------|-------------|-----------|-----------|-----------|-----------|-----------|-----------|----------|----------|------------|-------------|-----------|----------|----------|----------|----------|
| 2011 | 5.19 | 0-1 | 14 | 1 | 0 | 0/1 | 0 | 26.0 | 28 | 17 | 15 | 9 | 28 | 4 | 1 | 1 | 113 | .286 | 3 | 2 | 1 | 2 | 2 |
| 2012 | 3.73 | 4-1 | 19 | 6 | 0 | 0/2 | 0 | 41.0 | 37 | 19 | 17 | 12 | 45 | 6 | 2 | 2 | 173 | .234 | 7 | 2 | 0 | 0 | 1 |
| TOTAL | 4.30 | 4-2 | 33 | 7 | 0 | 0/3 | 0 | 67.0 | 65 | 36 | 32 | 21 | 73 | 10 | 3 | 3 | 286 | .254 | 10 | 4 | 1 | 2 | 3 |

Broussard's LSU Career Highs

Innings: 6.1 vs. Alcorn State (4/10/12)
 Strikeouts: 8 vs. Alcorn State (4/10/12)
 Hits Allowed: 5 three times; most recently vs. Alcorn State (4/10/12)
 Runs: 4 twice; most recently vs. Grambling (2/28/12)
 Earned Runs: 4 vs. Grambling (2/28/12)
 Walks: 3 vs. Louisiana-Lafayette (3/22/11)



40
Taylor Butler
 RH Pitcher
 5-11, 175, R-R, Fr., HS
 Lake Charles, La. (Barbe HS)

Outstanding prospect with a fastball touching 90 mph, and he uses a big 12-6 breaking ball in any count ... has a lot of experience pitching in big games and will add depth to the LSU staff.

Prior to LSU

Earned three wins on the mound during the 2012 Class 5A state tournament, helping lead Barbe to the state title; threw five scoreless innings of relief and earned the win over Rummel in the 2012 state title game ... record a 6-1 record for the 2012 season with a 1.27 ERA and 68 strikeouts in 55.1 innings ... limited opponents to a .162 batting average ... received All-America and All-State recognition.

Personal

Parents are Jeff and Allie Butler ... has one younger brother, Elliott ... chose to attend LSU because "the baseball program is the best in the country, and the fans at the games are incredible" ... majoring in mechanical engineering at LSU ... born October 14, 1993 in Lake Charles, La.



20
Chris Chinaea
 Catcher
 5-11, 217, R-R, Fr., HS
 Miami, Fla. (Gulliver Prep School)

A very strong catcher from Miami who runs well and is athletic enough to play multiple positions ... his ability to hit will open up his options to play early on as a freshman both as a catcher and at other positions.

Prior to LSU

A 2012 Baseball America and Louisville Slugger High School All-American ... named Miami Herald Player of the Year for Classes 1A through 4A ... hit .542 as a senior in 2012 with 12 doubles, one triple, nine homers and 38 RBI ... also earned All-America recognition in 2011 and 2010 ... hit .481 as a junior in 2011 with 17 doubles, seven homers and 39 RBI ... batted .597 as a sophomore in 2010 with 15 doubles, six homers and 55 RBI, and was named the Class 3A Dade County Player of the Year ... batted .495 in 2009 as a freshman with 13 doubles, five homers and 44 RBI ... a four-year honor roll student at Gulliver Prep.

Personal

Full name is Christopher Michael Chinaea ... parents are Carlos and Maria Eugenia Chinaea ... has two younger brothers, Brandon and Daniel ... chose to attend LSU in order to gain "a college experience that will last a lifetime academically and athletically" ... majoring in sports administration at LSU ... born May 3, 1994 in Miami.



58
Chris Cotton
 LH Pitcher
 5-10, 166, L-L, Sr., 3L
 Shreveport, La. (Byrd HS)



2012 Second-Team All-Louisiana
2010 SEC Freshman Academic Honor Roll

Talented pitcher who participated in walk-on tryouts in the fall of 2009 and was added to the roster just prior to the 2010 season opener ... has provided valuable relief innings for the past three seasons - recording a 9-0 career mark - and enjoyed a remarkable junior season in 2012 ... may be moved into the starting rotation in 2013 or will be relied upon out of the bullpen in either a closer or set-up role.

2012 Season

No. 2 in the SEC with 36 relief appearances, posting a 7-0 mark and a 1.59 ERA in 45.1 innings with seven walks and 40 strikeouts ... limited left-handed batters to a .100 average (6-for-60) on the year ... 1-0 with a 2.31 ERA in seven postseason appearances, allowing three runs on nine hits in 11.2 innings with two walks and 10 strikeouts ... 4-0 in SEC regular-season games with a 1.40 ERA in 19.1 innings (14 appearances) ... the winning pitcher in NCAA Regional final versus Oregon State (June 3) - worked a scoreless ninth inning, allowing one hit with two strikeouts ... masterful in relief in the South Carolina series (May 18-19), making two appearances and limiting the Gamecocks to no runs on no hits in four innings with one walk and six strikeouts ... Cotton was the winning pitcher in 3-2 victory on May 19 that clinched the SEC title - he worked three scoreless innings with no hits, one walk and four strikeouts ... fired 2.1 perfect innings in relief outing versus Vanderbilt (May 13) ... pitched 2.2 innings at Florida (April 5), allowing one earned run on three hits with one walk and three strikeouts in LSU win ... appeared in all three Arkansas games (March 30-April 1) in relief, firing a total of 2.2 scoreless innings and allowing just one hit with one walk and one strikeout ... credited with the win in Game 2 of the Arkansas series as he worked 1.2 perfect innings with one

strikeout ... relieved Aaron Nola in the eighth inning on March 25 and retired Auburn's No. 3 and 4 hitters ... Cotton was credited with the win, marking his first career SEC victory.

2011 Season

Made 13 relief appearances, recording no decisions with a 3.38 ERA in 13.1 innings ... registered two walks and 14 strikeouts and limited opponents to a .216 batting average ... excellent relief outing vs. Princeton on March 4 as he worked 1.2 scoreless innings, allowing no hits with no walks and a career-high four strikeouts ... worked two scoreless innings versus Ole Miss (April 2), allowing one hit with no walks and one strikeout.

2010 Season

Made 18 relief appearances, posting a 2-0 record and a 5.32 ERA in 22 innings with four walks and 12 strikeouts ... recorded two shutout innings vs. Mississippi State (May 21) with one strikeout ... fired two shutout innings vs. Northwestern State (April 20) in his hometown of Shreveport ... earned win over Tulane (April 14), allowing one run on two hits in two relief innings with no walks and two strikeouts ... earned first career victory in a relief outing versus Southern Miss (April 7), allowing one run on one hit in one inning with no walks or strikeouts ... longest outing on March 5 vs. Brown - 2.2 IP with one run on six hits, one walk and three strikeouts.

High School

As a senior at Byrd High School, compiled a 9-1 record with a 1.46 ERA ... was the winning pitcher in all three of Byrd's state playoff games ... named Shreveport/Bossier All-City Pitcher of the Year ... also received 5A All-State First-team honors as well as District 1-5A First-team honors ... received All-Academic Class 5A Honorable Mention ... member of the National Honor Society.

Personal

Full name is Christopher Michael Cotton ... parents are Jim and Alisa Cotton ... has two siblings, Kyle and Lauren ... said he would rather walk-on at LSU over "any other scholarship offered to me" ... majoring in international trade and finance at LSU ... born November 21, 1990.

Cotton's LSU Career Statistics

| Year | ERA | W-L | App | GS | CG | SHO/CBO | SV | IP | H | R | ER | BB | SO | 2B | 3B | HR | BF | B/Avg | WP/HBP | BK | SFA | SHA | |
|--------------|-------------|------------|-----------|----------|----------|------------|----------|-------------|-----------|-----------|-----------|-----------|-----------|-----------|----------|----------|------------|-------------|----------|----------|----------|----------|----------|
| 2010 | 5.32 | 2-0 | 18 | 0 | 0 | 0/0 | 1 | 22.0 | 25 | 13 | 13 | 4 | 12 | 7 | 0 | 3 | 95 | .294 | 0 | 2 | 0 | 2 | 2 |
| 2011 | 3.38 | 0-0 | 13 | 0 | 0 | 0/1 | 0 | 13.1 | 11 | 6 | 5 | 2 | 14 | 3 | 0 | 0 | 54 | .216 | 0 | 1 | 0 | 0 | 0 |
| 2012 | 1.59 | 7-0 | 36 | 0 | 0 | 0/4 | 1 | 45.1 | 30 | 10 | 8 | 7 | 40 | 7 | 0 | 2 | 175 | .185 | 2 | 3 | 1 | 0 | 3 |
| TOTAL | 2.90 | 9-0 | 67 | 0 | 0 | 0/5 | 2 | 80.2 | 66 | 29 | 26 | 13 | 66 | 17 | 0 | 5 | 324 | .221 | 2 | 6 | 1 | 2 | 5 |

Cotton's LSU Career Highs

Innings: 3.0 twice, most recently vs. Stony Brook (6/8/12)
 Strikeouts: 4 three times, most recently vs. Stony Brook (6/8/12)
 Hits Allowed: 6 vs. Brown (3/5/10)
 Runs: 5 vs. Vanderbilt (5/7/10)
 Earned Runs: 5 vs. Vanderbilt (5/7/10)
 Walks: 2 twice, most recently vs. Mississippi State (5/25/12)



12
Hunter Devall

LH Pitcher
5-7, 167, L-L, Fr., HS
Clinton, La. (Centreville Academy)

Outstanding left-hander from Clinton, La. who attended Centreville Academy in Mississippi ... absolute "bulldog" on the mound who believes he can get anyone out in any situation ... has a three-quarter arm slot from the left side and a good breaking ball that is very tough on left-handed hitters.

Prior to LSU

Posted a 7-1 mark in 2012 as a senior with a 0.98 ERA and three saves in 71 innings, recording 140 strikeouts ... earned 2012 All-State, All-Metro and All-District honors and was named District Co-MVP ... recorded a 10-1 mark in 2011 as a junior with a 0.78 ERA and 136 strikeouts in 73 innings ... named Co-State MVP in 2011 ... helped lead team to state championship in both 2011 and 2012 ... named 2011 Perfect Game Honorable Mention All-American and the 2010 Perfect Game World Championships Most Valuable Pitcher.

Personal

Full name is Hunter Fulton Devall ... parents are Dennis and Jana Devall ... has one sister, Brooke ... chose to attend LSU because "when you grow up in Louisiana, you dream of playing baseball for LSU" ... born June 26, 1993.



37
Ryan Eades

RH Pitcher
6-3, 197, S-R, Jr., 2L
Slidell, La. (Northshore HS)



2012 SEC All-Defensive Team
SEC Pitcher of the Week (April 16, 2012)
2011 Cape Cod League Pitcher of the Year

MLB Draft: 19th round in 2010 (Colorado)

Hard-throwing prospect that will work in LSU's weekend starting rotation for the third straight season ... named the No. 9 top prospect in the 2011 Cape Cod League by Baseball America magazine ... named the 2011 Cape Cod League Pitcher of the Year as he posted a 3-0 mark and a 0.84 ERA in 32.1 innings with seven walks and 23 strikeouts ... an outstanding two-way player in high school that led Northshore High to the state title as a junior in 2009 ... missed his high school senior season due to surgery to repair a torn labrum ... named the #1 baseball prospect in the state of Louisiana in 2008 at the end of his sophomore season ... has shown a 90s mph fastball with a good slider and change-up that he can throw in any count.

2012 Season

Posted a 5-3 mark and a 3.83 ERA as a member of the Tigers' weekend starting rotation ... worked 94 innings (second-most on the staff and No. 8 in the SEC), recording 28 walks and 63 strikeouts ... voted to the SEC All-Defensive Team by the league coaches ... posted a no decision as the starting pitcher in LSU's NCAA Regional final victory versus Oregon State (June 3); worked 5.2 innings, allowing four earned runs on nine hits with one walk and five strikeouts ... fired six shutout innings in SEC Tournament outing versus Mississippi State (May 25), limiting Bulldogs to four hits with four walks and one strikeout ... solid outing at South Carolina (May 19) in game that LSU won in 10 innings to claim 2012 SEC title - worked 5.1 innings, allowing one run on seven hits with one walk and six strikeouts ... named April 16 as the SEC Pitcher of the Week after he pitched brilliantly in April 14 win over Alabama, limiting the Crimson Tide to only two hits in 7.1 innings ... he fired 116 pitches in the outing, allowing just one run with four walks and five strikeouts ... tied his career best with eight strikeouts in March 31 win over Arkansas ... Eades worked 7.1 innings, limiting the Razorbacks to one run on five hits with one walk and eight strikeouts ... posted win over Miss. State (March 17), limiting the Bulldogs to one run on eight hits in seven IP with one BB and two strikeouts ... pitched a career-long eight innings vs. Michigan (March 10), allowing four runs on 10 hits with seven strikeouts ... defeated Dartmouth on March 3, allowing one run on five hits in six innings with no walks and five strikeouts ... earned win over Alcorn State in season debut (Feb. 18), limiting the Braves to no runs on one hit in five innings with one walk and a career-high eight strikeouts.

2011 Season

Emerges as a force on the mound for the Tigers late in the season, earning a spot in the starting rotation and winning three of his final four starts ... made 18 appearances on the year (six starts), posted a 4-1 mark and a 4.81 ERA in 43 innings with 18 walks and 31 strikeouts ... 3-0 mark in his final four starts with 16 strikeouts in 24 innings ... defeated Mississippi State (May 21) in the Tigers' final game of the season, limiting the Bulldogs to three runs on seven hits in six innings with one walk and two strikeouts ... posted a win over Tulane (May 3), allowing one run on two hits in six innings with four walks and one strikeout ... earned a win over Nicholls State (April 26), limiting the Colonels to two earned runs on seven hits in 5.2 innings with six strikeouts ... fired three shutout relief innings at Georgia (March 27), allowing three hits with one walk ... two strong relief outings vs. Florida (March 18 and 20); worked a combined two scoreless innings, allowing one hit with two strikeouts ... dominating relief outing at Nicholls State on March 16 - fired a perfect eighth inning with three Ks in LSU win ... worked 2.1 relief innings vs. Wake Forest on Feb. 19 to pick up first collegiate win, allowing one run on three hits with one walk and three strikeouts.

High School

2008 and 2009 First-Team All State ... 2009 First-Team All Southeast Region ... three-time 1st Team All-District selection ... 2008 and 2009 All-Metro New Orleans selection ... didn't pitch due to a torn labrum his senior year, but batted .400 with six homers and 39 RBI ... recorded 48 strikeouts in 30.1 innings as a junior and posted a 0.92 ERA ... also batted .369 as a junior with six homers and 53 RBI ... worked 55.1 innings on the mound as a sophomore, recording 63 strikeouts ... batted .315 as a sophomore with four doubles, six homers and 24 RBI.

Personal

Full name is Ryan Nelson Eades ... parents are Marian Eades and the late Ned Eades (father passed away in 2004 after battling cancer) ... father played in the Cincinnati Reds organization ... has one younger brother, Chris ... majoring in sports administration-commerce at LSU ... born December 15, 1991.

Eades' LSU Career Statistics (Pitching)

| Year | ERA | W-L | App | GS | SHO/CBO | SV | IP | H | R | ER | BB | SO | 2B | 3B | HR | BF | B/Avg | WP | HBP | BK | SFA | SHA |
|--------------|-------------|------------|-----------|-----------|----------|----------|--------------|------------|-----------|-----------|-----------|-----------|-----------|----------|-----------|------------|-------------|-----------|-----------|----------|----------|-----------|
| 2011 | 4.81 | 4-1 | 18 | 6 | 0 | 0 | 43.0 | 49 | 24 | 23 | 18 | 31 | 7 | 1 | 4 | 194 | .292 | 6 | 2 | 3 | 1 | 5 |
| 2012 | 3.83 | 5-3 | 17 | 17 | 0 | 0 | 94.0 | 107 | 45 | 40 | 28 | 63 | 16 | 2 | 8 | 418 | .296 | 5 | 15 | 6 | 6 | 8 |
| TOTAL | 4.14 | 9-4 | 35 | 23 | 0 | 0 | 137.0 | 156 | 69 | 63 | 46 | 94 | 23 | 3 | 12 | 612 | .295 | 11 | 17 | 9 | 7 | 13 |

Eades' LSU Career Statistics (Batting)

| Year | Avg | GP-GS | AB | R | H | 2B | 3B | HR | RBI | TB | SLG% | BB | HBP | SO | GDP | OB% | SF | SH | SB-ATT |
|------|------|-------|----|---|---|----|----|----|-----|----|------|----|-----|----|-----|------|----|----|--------|
| 2011 | .500 | 4-0 | 2 | 1 | 1 | 0 | 0 | 0 | 0 | 1 | .500 | 0 | 0 | 0 | 0 | .500 | 0 | 0 | 0-0 |

Eades' LSU Career Highs

Innings: 8.0 vs. Michigan (3/10/12)
 Strikeouts: 8 twice, most recently vs. Arkansas (3/31/12)
 Hits Allowed: 10 vs. Michigan (3/10/12)
 Runs: 7 at Florida (4/7/12)
 Earned Runs: 6 at Kentucky (4/21/12)
 Walks: 6 vs. Princeton (3/5/11)



13
Alex Edward
 Outfielder
 6-2, 197, R-R, Sr., 3L
 Baton Rouge, La. (Parkview Baptist HS)



Local Baton Rouge product who has versatility to play both first base and outfield ... enters 2013 season having started in 82 games during his career as a Fighting Tiger ... has a good line drive swing and can hit the ball to all fields.

2012 Season

Played in 27 games (22 starts), batting .243 (18-for-74) with three doubles, five RBI and six runs scored ... started 17 games in right field, three in left field and two at DH ... a .353 (6-for-17) hitter with runners in scoring position ... was bothered by hamstring injuries that limited his playing time during the season, but continued to play a prominent as a part-time starter in right field during the postseason ... delivered a huge one-out RBI double in top of the ninth inning versus Oregon State in the NCAA Regional final (June 3); the hit tied the game at 5-5 and LSU went on to post a 6-5 win in 10 innings ... 2-for-4 at Florida on April 5 with a double and two RBI in 7-6 LSU win.

2011 Season

Played in 43 games (37 starts), batting .279 (36-for-129) with seven doubles, one triple, two homers, 27 RBI, 22 runs and one stolen base ... started 18 games at first base, 11 games in right field and eight games in left field ... batted .362 (17-for-47) in his final 14 games of the season with four doubles, one homer, 10 RBI and eight runs ... collected one double and three RBI at Mississippi State (May 19) ... batted .615 (8-for-13) in the Tennessee series (May 13-15) with two doubles and four RBI ... first career triple drove in a run in Tigers' win at Tulane (April 5) ... launched his first homer of the season on April 3 vs. Ole Miss - a second-inning solo shot to give Tigers a 4-0 lead ...

tied career-high with three hits vs. Holy Cross on Feb. 27 -- 3-for-4 in that game with one double, three runs and three RBI.

2010 Season

Emerged as a full-time starter for the Tigers in late April, starting 12 games at third base, 10 games in left field and one game in right field ... batted .314 (32-for-102) on the year with seven doubles, two homers, 15 RBI and 14 runs scored ... batted .357 (10-for-28) in the Tigers' seven postseason games with two doubles, one homer, two RBI and eight runs scored ... batted .308 (4-for-13) in the NCAA Los Angeles Regional with one double, one homer, two RBI and three runs ... hit .400 (6-for-15) in the SEC Tournament with a double and five runs scored ... 5-for-10 in first two games of Miss. State series (May 20-21) with one double, one homer, four RBI and two runs scored ... collected three hits with one RBI in win over Southeastern Louisiana (May 4); also had three hits and an RBI in May 7 win over Vanderbilt.

High School

Highly decorated infielder/outfielder from Parkview Baptist High School in Baton Rouge...named Louisiana 3A All-State, All-Metro and All-District in 2008 and 2009...named 1st team Louisville Slugger All-American in 2008 and 2009...as a senior in 2009, he hit .460 with 12 homers ...hit .512 with eight dingers in 2008 as a junior.

Personal

Full name is Alex Michael Edward...parents are Gene and Gladys Edward...majoring in sports administration-commerce at LSU...born October 5, 1990.

Edward's LSU Career Statistics

| Year | Avg | GP-GS | AB | R | H | 2B | 3B | HR | RBI | TB | SLG% | BB | HBP | SO | GDP | OB% | SF | SH | SB-ATT | PO | A | E | FLD% |
|--------------|-------------|---------------|------------|-----------|-----------|-----------|----------|----------|-----------|------------|-------------|-----------|-----------|-----------|-----------|-------------|----------|----------|------------|------------|-----------|----------|-------------|
| 2010 | .314 | 34-23 | 102 | 14 | 32 | 7 | 0 | 2 | 15 | 45 | .441 | 10 | 3 | 24 | 2 | .388 | 1 | 2 | 0-0 | 28 | 21 | 3 | .942 |
| 2011 | .279 | 43-37 | 129 | 22 | 36 | 7 | 1 | 2 | 27 | 51 | .395 | 13 | 6 | 23 | 6 | .369 | 1 | 1 | 1-1 | 175 | 13 | 4 | .979 |
| 2012 | .243 | 27-22 | 74 | 6 | 18 | 3 | 0 | 0 | 5 | 21 | .284 | 2 | 5 | 13 | 2 | .309 | 0 | 4 | 0-1 | 40 | 1 | 1 | .976 |
| TOTAL | .282 | 104-82 | 305 | 42 | 86 | 17 | 1 | 4 | 47 | 117 | .384 | 25 | 14 | 60 | 10 | .361 | 2 | 7 | 1-2 | 243 | 35 | 8 | .972 |

Edward's LSU Career Highs

At-Bats: 6 twice; last vs. UC Irvine (6/4/10)
 Hits: 3 six times; last vs. Tennessee (5/15/11)
 Runs Scored: 3 vs. Holy Cross (2/27/11)
 Doubles: 2 vs. Tennessee (5/15/11)
 Triples: 1 at Tulane (4/5/11)
 Home Runs: 1 four times; last vs. Nicholls State (4/26/11)
 RBI: 3 vs. Holy Cross (2/27/11); at Mississippi State (5/19/11)



17
Jared Foster
 Infielder
 6-0, 183, R-R, So., 1L
 Lake Charles, La. (Barbe HS)

Excellent athlete who turned down scholarship offers at other SEC schools for the opportunity to walk on to the football and baseball programs at LSU ... decided to forgo his LSU football career and devote full attention to baseball in the spring of 2012 ... a member of the 2011 SEC champion LSU football team as a back-up quarterback.

2012 Season

Played in 45 games (27 starts), batting .218 (24-for-110) with five doubles, one homer, 13 RBI, 21 runs and four steals ... started 14 games in left field, eight in center field and five at DH ... batted .400 (4-for-10) in the series victory over Florida (April 5-7) with a stolen base and two runs scored ... provided game-winning single in bottom of 11th vs. Arkansas (April 1) to give LSU a walk-off 3-2 victory ... launched first career LSU home run - a solo shot - versus Michigan on March 10 ... 3-for-6 vs. Grambling (Feb. 28) with one double, one RBI and three runs ... ripped a double and collected three RBI versus Alcorn State (Feb. 18).

High School

Earned all-state and all-district recognition in baseball (2B) and football (QB) and was selected to play in the 2011 Louisiana High School Baseball All-Star Game ... hit .371 in 2011 at Barbe High with nine home runs, 33 RBI and 15 stolen bases ... committed only four errors all season as a second baseman ... also played two seasons for the Barbe basketball team ... a member of the Academic Honor Roll.

Personal

Full name is Jared Kent Foster ... parents are Steve and Patricia Foster ... has two older brothers, Russell and Ryan, and one older sister, Jill ... on attending LSU - "I came here to contribute to a National Championship team and represent the best state in the nation" ... majoring in sports administration-commerce at LSU ... born November 2, 1992.

Foster's LSU Career Statistics

| Year | Avg | GP-GS | AB | R | H | 2B | 3B | HR | RBI | TB | SLG% | BB | HBP | SO | GDP | OB% | SF | SH | SB-ATT | PO | A | E | FLD% |
|------|------|-------|-----|----|----|----|----|----|-----|----|------|----|-----|----|-----|------|----|----|--------|----|---|---|------|
| 2012 | .218 | 45-27 | 110 | 21 | 24 | 5 | 0 | 1 | 13 | 32 | .291 | 10 | 5 | 24 | 2 | .312 | 0 | 3 | 4-7 | 40 | 1 | 1 | .976 |

Foster's LSU Career Highs

At-Bats: 6 vs. Grambling (2/28/12)
 Hits: 3 twice; most recently vs. Louisiana College (4/3/12)
 Runs Scored: 3 three times; most recently vs. Louisiana College (4/3/12)
 Doubles: 1 five times; most recently vs. Alabama (4/14/12)
 Triples: none
 Home Runs: 1 vs. Michigan (3/10/12)
 RBI: 3 vs. Alcorn State (2/18/12)



29
Nate Fury
 RH Pitcher
 5-11, 195, R-R, Jr., JC
 Harahan, La. (Rummel HS/Delgado CC)

Talented pitcher who earned a place on the 2013 LSU roster after participating in walk-on tryouts during the fall of 2012 ... younger brother of LSU baseball equipment manager Matt Fury, who was an infielder for the Tigers in 2010 and 2011.

Prior to LSU

Recorded four saves in 2011 as a reliever for Delgado Community College in New Orleans ... played at Tulane as a freshman in 2010, making nine relief appearances on the mound ... an All-State pitcher at Rummel High School in Metairie, La., where he posted a 12-3 record with a 1.89 ERA and hit .421 with nine homers and 37 RBI.

Personal

Full name is Nathan Andrew Fury ... parents are Blaine and Sandi Fury, both of whom are chemical engineers ... has an older brother, Matt (LSU infielder in 2010 and 2011), and a younger brother, Jacob ... his uncle, Gavin Fury, played baseball at LSU in 1982 and 1983 ... says he has had "a lifelong dream of playing at LSU" ... majoring in sports administration at LSU ... born February 6, 1991 in Jefferson, La.



24
Cody Glenn
 LH Pitcher
 6-4, 195, L-L, So., 1L
 Houston, Texas (Westbury Christian HS)

MLB Draft: 15th Round in 2011 (Toronto)

A tall, lean left-handed pitcher from talent-rich Houston ... has a great arm from a three-quarter arm slot and can be dominant against left-handed hitters ... fastball sits in the low 90s, and he has a wipeout slider with depth that he uses as a strikeout pitch.

2012 Season

Appeared in 11 games (three starts), posting a 1-0 mark and a 5.62 ERA in 16 innings with six walks and 16 strikeouts ... earned first career LSU win in a relief outing versus McNeese State on Feb. 22 - allowed two runs on three hits in three innings with four strikeouts ... recorded six strikeouts and no walks in 3.1 innings in first career LSU start versus Grambling (Feb. 28) ... worked 1.2 shutout innings versus Northwestern State on March 14, contributing to the Tigers' 13-0 blanking of the Demons.

High School

Earned all-state and all-district honors at Westbury Christian High in Houston ... posted a 5-2 record in 2011 with 90 strikeouts and 23 walks in 48 innings; recorded a 2.33 ERA on the season ... a four-year letterman in baseball, basketball (shooting guard) and golf ... earned Academic Honor Roll recognition.

Personal

Full name is Cody Austin Glenn ... parents are Greg and Loa Glenn ... has two older siblings, Amber and Richard ... thoughts on enrolling at LSU - "Through the coaching staff and players of high character, the winning tradition and amazing support, I feel like LSU gives me the best opportunity to develop and succeed" ... majoring in general business at LSU ... born July 8, 1992.

Glenn's LSU Career Statistics

| Year | ERA | W-L | App | GS | CSHO/CBO | SV | IP | H | R | ER | BB | SO | 2B | 3B | HR | BF | B/Avg | WP | HBP | BK | SFA | SHA |
|------|------|-----|-----|----|----------|-----|----|------|----|----|----|----|----|----|----|----|-------|----|-----|----|-----|-----|
| 2012 | 5.62 | 1-0 | 11 | 3 | 0 | 0/2 | 0 | 16.0 | 24 | 15 | 10 | 6 | 16 | 5 | 0 | 82 | .343 | 1 | 3 | 1 | 0 | 3 |

Glenn's LSU Career Highs

Innings: 3.1 vs. Grambling (2/28/12)
 Strikeouts: 6 vs. Grambling (2/28/12)
 Hits Allowed: 8 vs. Grambling (2/28/12)
 Runs: 4 vs. Grambling (2/28/12)
 Earned Runs: 4 vs. Grambling (2/28/12)
 Walks: 2 vs. McNeese State (2/22/12)



14
Christian Ibarra
 Infielder
 5-7, 179, R-R, Jr., JC
 La Puente, Calif. (South Hills HS/Rio Hondo College)

A smooth, sure-handed infielder who is the Tigers' projected starter at third base ... makes all of the defensive plays look easy and has arm that touches 90 mph across the infield.

Prior to LSU

Regarded as the best junior college shortstop in California in 2012 while playing at Rio Hondo College in Whittier, Calif. ... batted .396 (72-for-182) in 2012 as a JUCO sophomore with 20 doubles, six homers, 50 RBI, 40 runs scored and a .469 on-base percentage in 45 games ... made only six errors in 229 chances while playing shortstop in 2012 ... also an All-Star performer at South Hills High School in West Covina, Calif., where he was a three-time team MVP, a league MVP, All-Valley MVP and a Gold Glove Award recipient.

Personal

Parents are Francisco and Elsa Ibarra ... has two brothers, David and Danny ... chose to attend LSU because he loves "the school, the fans, the atmosphere and the program" ... majoring in sports administration at LSU ... born September 10, 1992.



23
JaCoby Jones
 Infielder
 6-3, 200, R-R, Jr., 2L
 Richton, Miss. (Richton HS)



SEC Player of the Week (May 7, 2012)

- 2011 Collegiate Baseball Freshman All-American
- 2011 Baseball America Freshman All-American (Second Team)
- 2011 Louisiana Freshman of the Year
- 2011 Freshman All-SEC
- SEC Freshman of the Week (February 28, 2011)

MLB Draft: 19th round in 2010 (Houston)

Tremendous athlete that projects as the Tigers' starting second baseman for the third straight season ... has comparable athletic ability, bat speed and foot speed to former LSU teammate and 2011 MLB first-round draft choice Mikie Mahtook ... Jones can play all infield positions with big-time range and a strong arm ... athletic enough to play anywhere on the field ... winner of the 2012 Cape Cod League Home Run Derby last summer.

2012 Season

Started 54 games at second base and eight in center field, batting .253 (62-for-245) with 13 doubles, one triple, four homers, 29 RBI, 42 runs and a team-high 11 stolen bases ... hit .282 (33-for-117) in SEC regular-season games with 10 doubles, three homers, 19 RBI, 20 runs and four

steals ... launched a solo homer to lead off the bottom of the ninth inning of Game 1 of the NCAA Super Regional versus Stony Brook (June 8); the home run tied the game at 2-2 and LSU eventually prevailed, 5-4, in 12 innings ... produced a key double in the top of the 10th inning versus Oregon State in NCAA Regional final (June 3); the hit moved Austin Nola from first base to third base, and Nola later scored the game-winning run on a wild pitch ... named the SEC Player of the Week May 7 by the league office after leading LSU to three wins in four games, batting .500 (7-for-14) with one double, one homer, seven RBI, three runs and one stolen base ... paced to the Tigers to an SEC series victory at Ole Miss (May 4-6), hitting .417 (5-for-12) in three games with one double, one homer, seven RBI, two runs and one stolen base ... 2-for-4 with one double, one RBI and two runs in April 15 win over Alabama ... doubled three times in the Florida series (April 5-7), collecting four RBI while scoring four runs ... batted .429 (6-for-14) in the Arkansas series (March 30-April 1) with a double and an RBI; 4-for-5 in Game 1 of the series with one double, one RBI and one run ... produced the game-winning hit in two of LSU's SEC regular-season wins - Jones delivered a walk-off single in the bottom of the 10th inning on March 16 versus Mississippi State and the go-ahead single in the top of the ninth inning on March 25 at Auburn.

2011 Season

Earned Freshman All-America and Freshman All-SEC honors after starting all 56 games at second base for the Tigers ... batted .338 (66-for-195) with 11 doubles, one triple, four homers, 32 RBI, 36 runs and 12 stolen bases ... hit .303 (33-for-109) in SEC games with seven doubles, one homer, 14 RBI and 18 runs ... hit .397 (23-for-58) on the year with runners in scoring position ... batted .426 (23-for-54) in last 15 games with five doubles, one homer, nine RBI and 14 runs scored ... 3-for-4 at Alabama (May 6) with two runs and one RBI ... 3-for-3 versus Kentucky (April 29) with one run and three RBI ... batted .400 (4-for-10) in the Ole Miss series (April 1-3) with one double, two RBI and three runs scored ... named SEC Freshman of the Week on Feb. 28 after batting a blistering .636 (7-for-11) in four games (Feb. 22-27) with one double, one homer, six RBI, five runs and two steals ... recorded four hits vs. Holy Cross on Feb. 25, becoming the first LSU freshman to collect four hits in a game since catcher Micah Gibbs accomplished the feat versus New Orleans on May 13, 2008.

High School

2010 Mississippi High School Player of the Year ... 2010 Louisville Slugger Mississippi Player of the Year ... 2010 2nd Team All American (Baseball America) ... all-time career leader in hits for the state of Mississippi ... batted .503 as a senior in 2010 with nine homers, 46 RBI and 42 stolen bases ... hit .517 as a junior with seven homers, 40 RBI and 30 steals; batted .520 as a sophomore with eight homers, 33 RBI and 33 steals; hit .482 as a freshman with six homers, 30 RBI and 27 steals ... four-time All-State selection ... four-time 1st Team All-Area and 1st Team All-District ... recipient of 2010 Wendy's High School Heisman in Mississippi ... 2009 AFLAC All American and Under Armor All American ... also played wide receiver and strong safety for the football team.

Personal

Full name is JaCoby Mylon Jones ... parents are Bubba and Mary Jones ... majoring in sports administration-commerce at LSU ... born May 10, 1992.

Jones' LSU Career Statistics

| Year | Avg | GP | AB | R | H | 2B | 3B | HR | RBI | TB | SL% | BB | HBP | SO | GO | OB% | SF | SH | SB | ATT | PO | A | E | FLD% |
|--------------|-------------|------------|------------|------------|-----------|------------|----------|----------|-----------|------------|-------------|-----------|-----------|-----------|----------|-------------|----------|----------|-----------|-----------|------------|------------|-----------|-------------|
| 2011 | .338 | 56 | 195 | 36 | 66 | 11 | 1 | 4 | 32 | 91 | .467 | 12 | 7 | 37 | 2 | .395 | 1 | 4 | 12 | 20 | 79 | 124 | 8 | .962 |
| 2012 | .253 | 64 | 62 | 24 | 42 | 6 | 1 | 4 | 29 | 89 | .363 | 15 | 5 | 47 | 5 | .308 | 1 | 4 | 11 | 16 | 94 | 124 | 4 | .982 |
| TOTAL | .291 | 120 | 118 | 440 | 78 | 128 | 2 | 8 | 61 | 180 | .409 | 27 | 12 | 84 | 7 | .347 | 2 | 8 | 23 | 36 | 173 | 248 | 12 | .972 |

Jones' LSU Career Highs

At-Bats: 6 vs. Grambling (2/28/12)
 Hits: 4 vs. Holy Cross (2/25/11); vs. Arkansas (3/30/12)
 Runs Scored: 3 three times; most recently vs. Grambling (2/28/12)
 Doubles: 2 at Florida (4/5/12)
 Triples: 1 at Nicholls State (3/16/11); vs. Grambling (2/28/12)
 Home Runs: 1 eight times; most recently vs. Stony Brook (6/8/12)
 RBI: 5 at Ole Miss (5/6/12)

Stolen Bases: 2 at Tulane (4/5/11)



8

Mason Katz

Infielder

5-10, 188, R-R, Sr., 3L

Harahan, La. (Jesuit HS)

2012 SEC Academic Honor Roll

2012 Second-Team All-SEC

2012 SEC All-Tournament Team

Collegiate Baseball National Player of the Week (March 5, 2012)

SEC Player of the Week (May 21, 2012)

2012 First-Team ABCA All-South Region

2012 First-Team All-Louisiana

2011 Second-Team All-SEC

2011 Second-Team All-Louisiana



Highly touted hitter from the New Orleans area; has great pull power ... projected as the Tigers' starting first baseman in 2013 ... the leading returning home run hitter in the SEC entering the '13 season as he collected 13 dingers in 2012 ... competed in July in the 2012 College Home Run Derby at TD Ameritrade Park in Omaha and finished as the runner-up to Aaron Judge of Fresno State ... emerged as an offensive threat for LSU late in the 2010 season and earned second-team All-SEC honors as an outfielder in 2011 and 2012.

2012 Season

Started 64 games (33 at first base, 29 in right field and two in center field), batting .320 (77-for-241) with 15 doubles, one triple, 13 homers, 52 RBI, 65 runs and eight steals ... led the SEC in runs scored (65) and finished No. 3 in the league in homers (13), No. 4 in slugging pct. (.552), No. 4 in total bases (133) and No. 6 in RBI (52) ... hit .368 (25-for-68) with runners in scoring position ... batted .299 (35-for-117) in SEC regular-season games with four doubles, five homers, 19 RBI, 27 runs and four steals ... launched two homers in NCAA Super Regional versus Stony Brook (June 8-10), including a lead-off dinger in the bottom of the 11th inning of Game 1 that tied the contest at 4-4; Katz then provided the game-winning single in the bottom of the 12th to give the Tigers a 5-4 victory ... voted to the 2012 SEC All-Tournament team after hitting .357 (5-for-14) in three games with two RBI and three runs scored ... named SEC Player of the Week after leading LSU to two wins at South Carolina (May 18-19); batted .357 (5-for-14) in the series with a homer and three RBI, including a run-scoring single in 10th inning that proved to be the difference in the Tigers' 3-2 win that clinched the SEC title ... led LSU to series victory over Georgia (April 27-29), batting .455 (5-for-11) in the three games with one double, one homer, five RBI and four runs ... Katz lifted LSU to a dramatic win over UGA in Game 2 on April 28, launching a grand slam in the bottom of the eighth inning to erase a 4-2 deficit and give the Tigers a 6-4 lead - the grand slam was the first of Katz's career ... collected five hits and scored five runs in Arkansas series (March 30-April 1) ... 4-for-12 in Auburn series (March 23-25) with one 2B and two RBI ... launched two-run homer in first inning of Game 2 vs. Miss. State (March 17) to give LSU a 2-0 lead en route to a 4-3 win ... named Collegiate Baseball National Player of the Week on March 5 after hitting a remarkable .684 (13-for-19) in five games with five doubles, three homers, eight RBI, 12 runs, a 1.421 slugging percentage and a .760 on-base percentage ... beginning with a walk in his final plate appearance on Feb. 26 versus Appalachian State, Katz reached base safely in 17 consecutive plate appearances, falling just one shy of the NCAA record of 18 straight set by Shaun Larkin of Cal State Northridge in 2002 ... during the streak of reaching base safely 17 straight times, Katz was 10-for-10 with three doubles, two homers, nine runs, seven walks and one stolen base.

2011 Season

Started 50 games (38 in right field, 12 at first base), batting .337 (64-for-190) with a team-best 21 doubles, two triples, four homers, 53 RBI, 40 runs and six steals ... hit .343 (35-for-102) in SEC games with 13 doubles, one triple, two homers, 26 RBI and 18 runs ... hit a team-best .467 (28-for-60) over the final 15 games of the season with 12 doubles, one homer, 22 RBI and 16 runs ... batted .438 (28-for-64) on the year with runners in scoring position ... finished No. 5 in the SEC in doubles (21) and No. 8 in RBI (53) ... 2-for-4 with two doubles, four RBI and two runs on May 19 at Mississippi State ... 4-for-6 with one double, four RBI and three runs versus Tennessee on May 15 ... 3-for-4 with one double, four RBI and two runs at Alabama (May 6) ... enjoyed a remarkable weekend series versus Kentucky (April 28-30), batting .727 (8-for-11) in three games with five doubles, one homer, six RBI and six runs scored ... Katz' pinch-hit, two-RBI single in the bottom of the eighth inning in Game 1 highlighted an eight-run LSU rally as the Tigers rebounded from a 5-1 deficit and posted a 9-5 victory ... Katz started at first base in Game 2 vs. UK, going 4-for-5 at the plate with a school record-tying three doubles, two RBI and three runs scored ... in Game 3, he was 3-for-5 with two doubles, one homer, two RBI and two runs ... 2-for-3 with two doubles, three RBI and two runs in season opener vs. Wake Forest (Feb. 18); 3-for-3 with his first collegiate home run and two RBI vs. Wake Forest on Feb. 19

2010 Season

Appeared in 23 games (eight starts), batting .318 (14-for-44) with two doubles, five RBI and 11 runs scored ... started in left field in six of the Tigers' seven postseason games as he provided a spark to the LSU lineup with his bat ... batted .417 (10-for-24) in the seven postseason games with one double and six runs scored ... 4-for-8 in the NCAA Los Angeles Regional with one double and two runs ... hit .375 (6-for-16) in the SEC Tournament with three RBI and four runs ... 3-for-4 with a double and two runs in NCAA Regional win over UC Irvine (June 4) ... 3-for-5 with two RBI and one run in SEC Tournament opening-game win over Florida (May 26).

High School

Named 1st team All-State in Louisiana Class 5A in 2008 and 2009...as a senior in 2009, he was also named 1st team All-Region while posting a terrific .410 batting average with seven homers... in 2008, he helped Jesuit High School to the 5A State Title game, where the Blue Jays finished second...as a junior in 2008, he hit .410 with 13 homers and 39 RBI...helped lead Jesuit to a Louisiana 5A State Championship in 2007 as a sophomore.

Personal

Full name is Mason Bloch Katz...Parents are Billy and Jana Katz...has one sister, Ryan-Grace Katz ... majoring in sports administration-commerce at LSU...born August 23, 1990.

Katz' LSU Career Statistics

| Year | Avg | GP-GS | AB | R | H | 2B | 3B | HR | RBI | SLG% | BB | HBP | SO | GDP | OB% | SF | SH | SB-ATT | PO | A | E | FLO% |
|--------------|-------------|----------------|------------|------------|------------|-----------|----------|-----------|------------|----------------|-----------|-----------|-----------|----------|-------------|----------|----------|--------------|------------|-----------|----------|-------------|
| 2010 | .318 | 23-8 | 44 | 11 | 14 | 2 | 0 | 0 | 5 | 16.364 | 4 | 1 | 6 | 2 | .388 | 0 | 0 | 0-0 | 20 | 5 | 0 | 1.000 |
| 2011 | .337 | 51-50 | 190 | 40 | 64 | 21 | 2 | 4 | 53 | 101.532 | 9 | 3 | 34 | 0 | .371 | 3 | 4 | 6-10 | 165 | 7 | 0 | 1.000 |
| 2012 | .320 | 64-64 | 241 | 65 | 77 | 15 | 1 | 13 | 52 | 133.552 | 33 | 8 | 52 | 5 | .414 | 3 | 0 | 8-12 | 324 | 16 | 5 | .986 |
| TOTAL | .326 | 138-122 | 475 | 116 | 155 | 38 | 3 | 17 | 110 | 250.526 | 46 | 12 | 92 | 7 | .395 | 6 | 4 | 14-22 | 509 | 28 | 5 | .991 |

Katz' LSU Career Highs

At-Bats: 6 vs. Tennessee (5/15/11); at Ole Miss (5/4/12)
 Hits: 4 vs. Kentucky (4/29/11); vs. Tennessee (5/15/11); at McNeese State (2/29/12)
 Runs Scored: 4 vs. Dartmouth (3/2/12)
 Doubles: 3 vs. Kentucky (4/29/11)
 Triples: 1 vs. Holy Cross (2/26/11); vs. Alcorn State (2/18/12)
 Home Runs: 1 several times; most recently vs. Stony Brook (6/10/12)
 RBI: 5 vs. Georgia (4/28/12)
 Stolen Bases: 1 several times; most recently vs. Alabama (4/13/12)



9
Mark Laird
 Outfielder
 6-1, 172, L-L, Fr., HS
 Monroe, La. (Ouachita Christian School)

Brings a left-handed hitting presence to the lineup that can handle the bat and absolutely fly around the bases ... possesses a tool that cannot be taught, game-changing speed.

Prior to LSU

The 2012 and 2010 Louisiana Class 1A Most Valuable Player ... also named Northeast Louisiana Pitcher of the Year in 2012, and was voted to the All-State Academic Composite Team ... recorded a career batting average at Ouachita Christian of .454 with 168 hits, 52 stolen bases and a 1.00 pitching ERA ... batted .474 as a senior in 2012 and posted a 0.72 ERA on the mound ... hit .492 with 18 steals as a sophomore and .462 with 17 steals as a freshman ... was also the 2011 and 2010 MVP of the Louisiana state football title game as a wide receiver and defensive back ... earned All-America and All-State accolades as a football player ... received the Buddy Blair Award for Academic Excellence as a dual-sports performer ... a member of the National Honor Society.

Personal

Full name is Mark Joseph Laird ... parents are Jack and Beth Laird ... dad is a graduate of LSU Law School ... has three older brothers, John, Matt and James ... brother Matt played baseball at UL-Monroe ... chose to attend LSU because "I've always wanted to go to LSU to further my education. I also dreamed of playing college sports at one of the best schools like LSU" ... majoring in kinesiology at LSU ... born March 29, 1993 in Monroe, La.



36
Will LaMarche
 RH Pitcher
 6-1, 202, R-R, Jr., JC
 Pleasanton, Calif. (Amador Valley HS/Chabot College)

MLB Draft: 18th Round in 2012 (Minnesota)

A hard-throwing right-hander whose fastball routinely sits in the mid-90s and topped out at 97 last summer ... also has a very hard and sharp breaking ball that he can use as a strikeout pitch.

Prior to LSU

Pitched 19 innings in 11 relief appearances in 2012 at Chabot Community College in Hayward, Calif. as he worked his way back from Tommy John surgery ... began his collegiate career as a

freshman at Long Beach State in 2011; transferred to Chabot CC after undergoing Tommy John surgery on his elbow ... maintained a 4.0 GPA while earning 30 credit hours at Chabot, where he received Academic All-America honors ... an All-Star performer at Amador Valley High School in Pleasanton, Calif.

Personal

Parents are David and Jeanne LaMarche ... has one younger sister, Danielle ... says LSU "is a place where a player can first and foremost mature greatly as a person, and then elevate and refine his skills in baseball" ...majoring in sports administration at LSU ... born August 7, 1991 in Santa Clara, Calif.



39
Kurt McCune
 RH Pitcher
 6-3, 171, L-R, Jr., 2L
 Norco, La. (Destrehan HS)



2011 Baseball America Freshman All-American (Second Team)
2011 First-Team All-Louisiana
SEC Pitcher of the Week (Feb. 21, 2011)

Emerged as one of the top pitchers in the SEC in 2011, working as LSU's No. 1 starter as a true freshman ... continued to be a solid reliever and part-time starter as a sophomore last season and will contend for a starting role in 2013 ... a talented Louisiana right-hander who throws in the low 90s with a very good slider ... has the potential to even add a few miles per hour with his tall, lanky frame ... a product of one of the best programs in the state at Destrehan High School.

2012 Season

Appeared in 21 games (six starts), posting a 3-4 record and a 4.04 ERA in 42.1 innings with 14 walks and 24 strikeouts ... earned the win in a start versus Nicholls State (May 15), limiting the Colonels to two runs on six hits with one walk and one strikeout ... fired a shutout eighth inning at Kentucky (April 22), allowing no hits and no walks with two strikeouts ... dominant relief outing versus Southern Miss (April 11), striking out all three batters he faced in one inning of work ... defeated Florida (April 5) as a starting pitcher, limiting the Gators to two earned runs on seven hits in five innings with no walks and no strikeouts ... earned his first career save in March 25 victory at Auburn, working a scoreless ninth inning with one strikeout ... worked six shutout innings versus Air Force as a starter (Feb. 19), limiting the Falcons to three hits with one walk and four strikeouts.

2011 Season

Started 14 games as a weekend starter, leading the staff with a 7-3 record and 3.31 ERA ... worked 89.2 innings, recording 25 walks and 68 strikeouts ... 2-0 with a 3.12 ERA in his final four starts, recording six walks and 21 strikeouts in 26 innings ... finished No. 6 in the SEC in opponent batting average (.221) ... worked seven innings to defeat Alabama on May 6, limiting the Tide to four earned runs on 10 hits with no walks and five strikeouts ... defeated Ole Miss on April 1, limiting the Rebels to three runs on six hits in seven innings with four walks and seven strikeouts ... fired a complete-game six-hitter March 25 to lead the Tigers to a 7-3 win at Georgia ... limited UGA to three runs on six hits with one walk and seven strikeouts as he recorded the only complete game of the season by an LSU pitcher ... worked seven innings on March 18 vs. No. 1 Florida, limiting the Gators to one earned run on seven hits with two walks and four strikeouts ... fired six innings on March 11 vs. Cal State Fullerton, allowing one unearned run and three hits with no walks and four strikeouts ... named SEC Pitcher of the Week on Feb. 21 after recording a remarkable collegiate debut against Wake Forest on Feb. 20, firing a no-hitter for 5.1 innings before allowing an infield single ... worked six shutout innings for the victory, allowing just one hit with two walks and seven strikeouts.

High School

Two-time 1st Team All-State selection ... two-time 1st Team All-Region selection ... 2009 & 2010 1st Team All District choice ... 2009 Honorable Mention All-America selection ... recipient of 2010 WWL-TV A+ Athlete Award in high school ... posted a 9-4 record and a 3.74 ERA in 2010 with 112 strikeouts

and 28 walks in 86 innings ... recorded a 6-3 mark and a 2.86 ERA in 2009 with 72 strikeouts and 33 walks in 73.1 innings ... was also a punter on the football team and played forward in basketball.

Personal

Full name is Kurt Michael McCune ... parents are Kevin and Monica McCune ... has one older brother and one older sister ... majoring in management at LSU ... on his decision to attend LSU - "It provides me with resources to help me excel academically, athletically and socially" ... born December 3, 1991.

McCune's LSU Career Statistics

| Year | ERA | W-L | App | GS | CG | SHO/CBO | SV | IP | H | R | ER | BB | SO | 2B | 3B | HR | BF | B/Avg | WP | HBP | BK | SFA | SHA |
|--------------|-------------|-------------|-----------|-----------|----------|------------|----------|--------------|------------|-----------|-----------|-----------|-----------|-----------|----------|----------|------------|-------------|----------|-----------|----------|----------|-----------|
| 2011 | 3.31 | 7-3 | 14 | 14 | 1 | 0/0 | 0 | 89.2 | 73 | 39 | 33 | 25 | 68 | 16 | 2 | 5 | 377 | .221 | 4 | 9 | 0 | 3 | 9 |
| 2012 | 4.04 | 3-4 | 21 | 6 | 0 | 0/2 | 1 | 42.1 | 42 | 21 | 19 | 14 | 24 | 12 | 1 | 2 | 179 | .266 | 0 | 1 | 0 | 2 | 4 |
| TOTAL | 3.55 | 10-7 | 35 | 20 | 1 | 0/2 | 1 | 132.0 | 115 | 60 | 52 | 39 | 92 | 28 | 3 | 7 | 556 | .235 | 4 | 10 | 0 | 5 | 13 |

McCune's LSU Career Highs

Innings: 9.0 at Georgia (3/25/11)
 Strikeouts: 7 five times; last at Mississippi State (5/20/11)
 Hits Allowed: 10 at Alabama (5/6/11)
 Runs: 8 at Vanderbilt (4/22/11)
 Earned Runs: 8 at Vanderbilt (4/22/11)
 Walks: 4 twice; most recently vs. Dartmouth (3/4/12)



7 Sean McMullen

Outfielder

5-8, 179, L-L, Jr., JC

Metairie, La. (Brother Martin HS/Delgado Community College)

Advanced hitter with a lot of pop in his bat and excellent speed ... should make an immediate impact as a vital offensive contributor ... projected as a potential starter in right field.

Prior to LSU

A 2012 JUCO All-America and All-Conference selection who hit .452 with 21 doubles, nine triples, five homers and 37 RBI ... scored 66 runs and posted a .525 on-base percentage ... received 2012 National Junior College Athletic Association Award for Superior Academic Achievement ... a 2010 All-State performer at Brother Martin High School in New Orleans, where he batted .395 with five homers in his senior year.

Personal

Parents are Joel and Cathy McMullen ... has an older brother, Kyle, and an older sister, Caitlyn ... cousin is former Mississippi State slugger and MLB All-Star Will Clark ... says he "grew up watching the Tigers, and I want to play for the best program in the country to compete for a national championship each year" ... majoring in kinesiology at LSU ... born June 4, 1992 in New Orleans.



2 Tyler Moore

Catcher/Infielder

6-0, 195, L-R, So., 11

Baton Rouge, La. (Dunham HS)

Versatile player who saw action last season at both first base and catcher ... features a smooth left-handed swing ... will contend for significant playing time at the corner infield positions and at designated hitter.

2012 Season

Played in 47 games (31 starts), batting .261 (35-for-134) with four doubles, four homers, 27 RBI and 14 runs ... versatile player who started 25 games at first base, five at catcher and one at DH ... unloaded a dramatic, two-out solo homer on a 3-2 pitch in the bottom of the 10th inning to tie Stony Brook, 3-3, in Game 1 of the NCAA Super Regional (June 8); Moore later led off the 12th inning with a single and eventually scored the game-winning run on Mason Katz' single, giving LSU a 5-4 victory ... enjoyed a productive series at Ole Miss (May 4-6), batting .417 (5-for-12) with one double, one homer, two RBI and three runs ... launched solo homer at Kentucky (April 20) in 5-4 LSU win in Game 1 of series ... batted .700 (7-for-10) in three-game stretch (April 3-7) with one double, three RBI, one run scored -- collected a career-best four hits in April 7 series-clinching win over top-ranked Florida ... launched a three-run, inside-the-park homer on March 20 vs. Southern in Alex Box Stadium; it was the first inside-the-park dinger for LSU since Derek Helenihni accomplished the feat versus Grambling on April 8, 2009 in Alex Box Stadium ... Moore was 2-for-3 in the March 20 Southern game with one double, one homer, four RBI and two runs.



High School

Earned 2011 first-team Class 2A all-state recognition ... voted the 2011 District MVP ... batted .574 with 15 home runs in 2011, helping lead Dunham to the state semifinals ... also played quarterback for the Dunham football team.

Personal

Full name is Tyler Christian Moore ... parents are Steve and Tina Moore ... has one older brother, Blake ... on attending LSU - "It's been my dream to be an LSU Tiger; I've lived in Baton Rouge my whole life so LSU is in my backyard, and the tradition of excellence and amazing fans are what influenced me most" ... majoring in sports administration-commerce at LSU ... born August 8, 1993.

Moore's LSU Career Statistics

| Year | Avg | GP-GS | AB | R | H | 2B | 3B | HR | RBI | TB | SLG% | BB | HBP | SO | GDP | OB% | SF | SH | SB-ATT | PO | A | E | FLD% |
|------|------|-------|-----|----|----|----|----|----|-----|----|------|----|-----|----|-----|------|----|----|--------|-----|----|---|------|
| 2012 | .261 | 47-31 | 134 | 14 | 35 | 4 | 0 | 4 | 27 | 51 | .381 | 13 | 1 | 31 | 4 | .327 | 2 | 4 | 1-3 | 283 | 15 | 3 | .990 |

Moore's LSU Career Highs

At-Bats: 6 at Ole Miss (5/4/12)
 Hits: 4 at Florida (4/7/12)
 Runs Scored: 2 twice; most recently vs. Stony Brook (6/8/12)
 Doubles: 1 four times; most recently at Ole Miss (5/6/12)
 Triples: none
 Home Runs: 1 four times; most recently vs. Stony Brook (6/8/12)
 RBI: 4 vs. Southern (3/20/12)
 Stolen Bases: 1 vs. Air Force (2/19/12)



55 Hunter Newman

RH Pitcher

6-3, 186, R-R, Fr., HS

Bloomingdale, Ga. (Calvary Baptist School)

Talented pitcher with a very fluid delivery and loose arm action that will enable him to increase his arm speed and velocity in his time at LSU ... already has a fastball that sits at 89-91 mph and locates it well in the zone.

Prior to LSU

Played at Calvary Baptist School in Savannah, Ga. ... posted a 6-2 record in 2012 with a 1.51 ERA and 114 strikeouts in 73.2 innings; also hit .482, 20 doubles, six homers and 60 RBI ... for the 2011 and 2012 seasons combined, he was 14-4 with 125.2 IP, a 1.77 ERA, 188 strikeouts and a .160 opponent batting average ... named 2011 Savannah Morning News Player of the Year and earned 2011 Perfect Game Honorable Mention All-America recognition ... named Georgia High School Athletic Association All-Region 3-A East for two consecutive years ... also played forward on his high school basketball team.

Personal

Full name is Hunter Blake Newman ... parents are Earl and Kim Newman ... has two younger siblings, Chandler and Blayne ... says "the coaches, facilities and environment influenced my decision to come to LSU" ... majoring in sports administration at LSU ... born February 8, 1994 in Savannah, Ga.



10 Aaron Nola

RH Pitcher
6-1, 183, R-R, So., 1L
Baton Rouge, La. (Catholic HS)



- 2012 First-Team Freshman All-American (Collegiate Baseball; Perfect Game)**
- 2012 Second-Team Freshman All-American (Baseball America)**
- 2012 Freshman All-SEC**
- 2012 NCAA Regional All-Tournament Team**
- 2012 Second-Team All-Louisiana**

MLB Draft: 22nd round in 2011 (Toronto)

Outstanding right-hander that consistently throws in the low 90s from a low three-quarter arm slot which produces sink ... also has an above average change-up that he uses to keep hitters off balance ... worked primarily last season as LSU's No 2 starter behind first-round draft choice Kevin Gausman ... younger brother of former LSU All-American shortstop Austin Nola.

2012 Season

Appeared in 19 games (16 starts), posting a 7-4 record and a 3.61 ERA in 89.2 innings with seven walks and 89 strikeouts ... finished No. 1 in the SEC in fewest walks allowed and in batters struck out looking (40), and No. 9 in the league in overall strikeouts ... pitched effectively in Game 1 of the NCAA Super Regional (June 8) versus Stony Brook, limiting the Seawolves to two runs on nine hits in six innings with no walks and six strikeouts ... named to the 2012 NCAA Regional All-Tournament Team after defeating UL-Monroe in Tigers' opening game of tournament - limited the Warhawks to one run on four hits in a career-high eight innings with a career-best 10 strikeouts ... defeated Ole Miss (May 6) with excellent seven-inning outing - allowed three runs on seven hits with two walks and three strikeouts ... posted win over Alabama (April 15), allowing one run on three hits in five innings with no walks and five strikeouts ... recorded nine strikeouts in April 1 start vs. Arkansas - limited the Razorbacks to two runs on three hits in 6.1 innings with one walk and nine strikeouts (no decision in a 3-2 LSU win) ... delivered an excellent performance in his second career SEC start on March 25 at Auburn ... limited Auburn to three runs on eight hits in 7.1 innings with no walks and two strikeouts ... delivered a dominant performance on March 6 in just his second career collegiate start, blanking Tulane through eight innings of work in a 5-0 victory in New Orleans ... allowed just three hits against the Green Wave while recording no walks and six strikeouts ... Nola fired 78 pitches in the outing at Tulane; remarkably, 62 of the 78 pitches (79 percent) were strikes.

High School

Named 2011 Class 5A State Player of the Year by the Louisiana Sportswriters Association; voted "Mr. Baseball" for the state of Louisiana ... posted a 21-2 record and 214 strikeouts during his junior and senior seasons combined; helped lead Catholic to the Louisiana Class 5A title in 2010 ... 7-1 on the mound in 2011 with 61 strikeouts, 10 walks and a 1.00 ERA in 45 innings; also hit .364 with four homers and 29 RBI ... received all-State honors in 2010 and earned 2009 and 2010 all-District and all-Metro recognition ... 7-0 mark with a 1.50 ERA and 70 strikeouts in 2010 ... 7-1 mark with a 1.85 ERA and 82 strikeouts in 2009.

Personal

Full name is Aaron Michael Nola ... parents are A.J. and Stacie Nola ... older brother is former LSU All-American shortstop Austin Nola ... on attending LSU - "It's been my dream to come to school here, and it's one of the best programs in the nation. Watching my brother for three years made me want to be here even more" ... majoring in sports administration-commerce at LSU ... born June 4, 1993.

Nola's LSU Career Statistics

| Year | ERA | W-L | App | GS | CG | SHO | CBO | SV | IP | H | R | ER | BB | SO | 2B | 3B | HR | BF | B/Avg | WP | HBP | BK | SFA | CHA |
|------|------|-----|-----|----|----|-----|-----|----|------|----|----|----|----|----|----|----|----|-----|-------|----|-----|----|-----|-----|
| 2012 | 3.61 | 7-4 | 19 | 16 | 0 | 0/4 | | 0 | 89.2 | 88 | 39 | 36 | 7 | 89 | 14 | 4 | 9 | 371 | .251 | 1 | 9 | 0 | 2 | 3 |

Nola's LSU Career Highs

- Innings: 8.0 at Tulane (3/6/12); vs. UL-Monroe (6/1/12)
- Strikeouts: 10 vs. UL-Monroe (6/1/12)
- Hits Allowed: 10 vs. Georgia (4/29/12)
- Runs: 6 vs. Mississippi State (3/18/12)
- Earned Runs: 5 vs. Mississippi State (3/18/12)
- Walks: 2 at Ole Miss (5/6/12)



45 Russell Reynolds

RH Pitcher
6-1, 179, R-R, Fr., HS
Baton Rouge, La. (Parkview Baptist HS)

Athletic right-hander who features a low 90s fastball and a hard, wipeout slider that he uses to fire strikeouts.

Prior to LSU

A 2012 Under Armour All-American and first-team All-State performer as a pitcher and outfielder ... posted an 8-2 mark in 2012 with 44 innings pitched, 88 strikeouts and a 1.90 ERA ... also batted .370 with two homers and 30 RBI ... earned first-team All-District and All-Metro accolades and was voted District MVP ... played wide receiver for the Parkview football team.

Personal

Full name is Russell Damon Reynolds ... parents are David Reynolds and Marsha Baker ... dad played baseball at Northwestern State and later pitched in the Chicago White Sox and Atlanta Braves minor league organizations ... has three sisters and one brother ... chose to attend LSU because he "wanted the chance to win a national championship" ... born March 10, 1994 in Baton Rouge.



4 Raph Rhymes

Outfielder
6-0, 175, R-R, Sr., 2L
Monroe, La. (Neville HS/LSU-Eunice JC)



- 2012 First-Team All-American (Collegiate Baseball, ABCA, NCBWA)**
- 2012 Third-Team All-American (Baseball America)**
- 2012 Dick Howser Award Finalist**
- 2012 SEC Player of the Year**
- 2012 SEC Academic Honor Roll**
- 2012 ABCA First-Team All-South Region**
- 2012 Louisiana Hitter of the Year**
- 2011 SEC Academic Honor Roll**
- 2011 Louisiana Newcomer of the Year**
- 2011 First-Team All-Louisiana**

MLB Draft: 40th round in 2011 (Pittsburgh)
30th round in 2012 (New York Yankees)

A first-team all-American who led the nation in hitting in 2012 with a .431 average, becoming the first LSU player to lead the NCAA in batting average ... transferred to LSU prior to the 2011 season after enjoying a remarkable junior college year in 2010 ... attempted to walk-on to the LSU team in

the fall of 2008 but a roster spot was not available for him ... transferred to LSU-Eunice, where in 2010 he was named a first-team All-American and the Junior College National Player of the Year, leading his team to the Division II JUCO national title.

2012 Season

Led the nation with a .431 (100-for-232) cumulative batting average, setting a school record and becoming the first LSU player to lead the NCAA in hitting ... collected 11 doubles, four homers, 53 RBI and 44 runs on the year ... started in 61 games (39 in left field, 19 in right field and three at DH ... finished No. 1 in the SEC in batting average, No. 1 in hits (100), No. 1 in on-base pct. (.489), No. 5 in RBI (53), No. 6 in slugging pct. (.530) and No. 8 in total bases (123) ... batted .566 (43-for-76) on the year with runners in scoring position ... batted .458 (49-for-107) in SEC regular-season games with three doubles, three homers, 18 RBI and 18 runs ... established LSU record for singles in a season with 85, breaking previous school mark of 78 singles ... launched two-run homer in first inning of NCAA Regional final versus Oregon State (June 3) ... hit .455 (5-for-11) in the Ole Miss series (May 4-6) with one RBI and four runs ... hit .538 (7-for-13) in the Georgia series (April 27-29) with one homer, one RBI and two runs scored ... in the Tigers' series at No. 2 Kentucky (April 20-22), he hit .667 (8-for-12) with two doubles, one homer, four RBI and three runs ... Rhymes was 4-for-4 in Game 3 against the Wildcats with one double, one homer, three RBI and two runs ... batted .600 (6-for-10) in the Alabama series (April 13-15) with one double, three RBI and three runs ... named SEC Player of the Week on April 2 as he enjoyed a phenomenal week at the plate, batting .588 (10-for-17) with one homer, six RBI and three runs ... batted .583 (7-for-12) in the Tigers' three-game sweep of third-ranked Arkansas (March 30-April 1) with one homer, six RBI and one run ... hit .455 (5-for-11) in March 23-25 series at Auburn with two RBI and one run scored.

2011 Season

Started all 56 games (49 at DH, five in RF, two in LF) for the Tigers, batting .360 (77-for-214) with 18 doubles, three homers, 42 RBI, 43 runs and eight steals ... batted .412 (28-for-68) with runners in scoring position ... batted .399 (39-for-115) in SEC games with eight doubles, one homer, 16 RBI and 19 runs ... batted .379 (22-for-58) over the Tigers' final 15 games with seven doubles, one homer, 12 RBI and 14 runs ... finished No. 6 in the SEC in batting average (.360) ... 6-for-12 in the Mississippi State series (May 19-21) with two doubles, one homer, three RBI and five runs ... 6-for-14 in Tennessee series (May 13-15) with three doubles, two RBI and five runs ... his two-run double in April 17 game versus Auburn proved to be the difference in the Tigers' 3-2 victory ... batted .385 (5-for-13) in the Cal State Fullerton series (March 11-13) with five runs scored ... 2-for-3 vs. Princeton on March 5 with two doubles and three runs scored; launched first career Division I homer vs. Princeton on March 4 ... 3-for-5 with two doubles, two RBI and one run vs. Holy Cross (Feb. 26); collected career-best four RBI in Feb. 25 win over Holy Cross.

Prior to LSU

2010 Division II National Junior College Player of the Year ... 2010 NJCAA Division II 1st Team All American ... led LSU-Eunice to the 2010 JUCO Division II national title, batting .483 with 31 doubles, four triples, 12 homers, 98 RBI and 15 steals ... struck out only nine times in 238 at-bats in 2010

High School

Three-time All-State selection at Neville High School ... four-time All-District selection and three-time All-Area choice in high school ... captain of the baseball team his senior season ... All-District as a football wide receiver in his senior season

Personal

Full name is Raphael Ray Rhymes IV ... parents are Ray III and Carol Rhymes ... has one younger sister, Savannah ... his grandfather, Ray Rhymes Jr., was a baseball letterman at LSU in 1954 and 1955 ... majoring in sports administration-commerce at LSU ... born October 22, 1989.

Rhymes' LSU Career Statistics

| Year | Avg | GP | GS | AB | R | H | 2B | 3B | HR | RBI | TB | SL% | OB | HBP | SO | GDP | OB% | SF | SH | SB | ATT | PO | A | E | FLD% |
|--------------|-------------|------------|------------|------------|-----------|------------|-----------|----------|----------|-----------|------------|-------------|------------|----------|-----------|-----------|-------------|----------|----------|-----------|-----------|------------|----------|----------|-------------|
| 2011 | .360 | 56 | 56 | 214 | 43 | 77 | 18 | 0 | 3 | 42 | 104 | .486 | .24 | 2 | 19 | 3 | .424 | 3 | 5 | 8 | 10 | 16 | 0 | 1 | .941 |
| 2012 | .431 | 61 | 61 | 232 | 44 | 100 | 11 | 0 | 4 | 53 | 123 | .530 | .22 | 7 | 13 | 7 | .489 | 3 | 0 | 2 | 6 | 94 | 1 | 5 | .950 |
| TOTAL | .397 | 117 | 117 | 446 | 87 | 177 | 29 | 0 | 7 | 95 | 227 | .509 | .24 | 9 | 32 | 10 | .458 | 6 | 5 | 10 | 16 | 110 | 1 | 6 | .949 |

Rhymes' LSU Career Highs

At-Bats: 5 several times; last vs. Stony Brook (6/8/12)
 Hits: 4 three times; last vs. Mississippi State (3/18/12)
 Runs Scored: 3 four times; last at Mississippi State (5/19/11)
 Doubles: 2 five times; last at Mississippi State (5/19/11)
 Triples: none
 Home Runs: 1 seven times; last vs. Oregon State (6/3/12)
 RBI: 6 vs. Grambling (2/28/12)
 Stolen Bases: 1 several times; last at Kentucky (4/20/12)



26 Ty Ross

Catcher
 6-2, 208, R-R, Jr., 2L
 Naples, Fla. (Barron Collier HS)



2012 SEC Academic Honor Roll
 2012 NCAA Regional All-Tournament Team
 2011 Freshman All-SEC

MLB Draft: 46th Round in 2010 (Philadelphia)

A highly-touted prospect that returns as the Tigers' primary starting catcher for the third straight season... great catching instincts and a cannon of a throwing arm ... big, physical player that also has the potential to hit home runs on a regular basis ... participated in the 2012 Cape Cod League All-Star Game last summer.

2012 Season

Played in 55 games (53 starts at catcher, one start at DH), batting .292 (54-for-185) with six doubles, one triple, three homers, 41 RBI, 19 runs and two stolen bases ... threw out 16 of 45 base runners attempting to steal during the year ... batted .287 (25-for-87) in SEC regular-season games with two doubles, one triple, three homers, 14 RBI and nine runs ... returned to action in the SEC Tournament (May 23-25) after undergoing an appendectomy on May 12 prior to Game 2 of series vs. Vanderbilt, causing him to miss six games ... collected three hits and four RBI in two starts during SEC Tournament ... voted to NCAA Regional All-Tournament Team, batting .364 (4-for-11) in three games with one double, one RBI and two runs scored ... provided a lead-off double in the top of the ninth inning with LSU trailing, 5-4, in the NCAA Regional final versus Oregon State (June 3); LSU went on to tie the game in the ninth and post a 6-5 victory in 10 innings ... 1-for-2 with a solo HR, three RBI and one run scored in win at Ole Miss (May 6) ... 2-for-4 vs. Alabama on April 14 with his first career triple, three RBI and one run scored ... batted .462 (6-for-13) in the Arkansas series (March 30-April 1) with one double, one homer, two RBI and three runs ... Ross provided the game-winning, walk-off single in the bottom of the ninth inning in the Game 2 victory over the Razorbacks ... batted .417 (5-for-12) in the Auburn series (March 23-25) with two RBI ... 2-for-3 with a double and a career-best five RBI versus Dartmouth on March 3.

2011 Season

Started 46 games at catcher, batting .223 (33-for-148) with five doubles, one homer, 20 RBI and 24 runs ... also threw out 10 runners attempting to steal during the season ... 3-for-5 at Mississippi State (May 19) with one double, one RBI and two runs scored ... 3-for-4 versus Kentucky (April 28) with one RBI and one run ... launched first career home run - a solo shot - on April 20 vs. Southern Miss at Zephyr Field in Metairie, La. ... collected a career-best three RBI in win over Alcorn State (April 13), recording a two-run double and an RBI grounder ... hit .455 (5-for-11) in the Tigers' series versus Florida with two doubles and one RBI.

High School

Participated in 2010 Florida High School All Star Game ... three-time All-County and All-Area selection ... 2009 & 2010 High School Team MVP and Team Captain ... named to 2008 and 2010 Sarasota Classic All Tournament Team ... hit .417 in his senior season with two homers, 13 doubles and 26 RBI ... batted .481 in his junior season with three homers and 23 RBI.

Personal

Full name is Tyler Matthew Ross ... parents are Matthew Ross and Kimberly Bell ... father played baseball at Santa Fe Community College and is now the coach at Saint John Neumann High School in Naples, Fla. ... has three younger siblings ... majoring in sports administration-commerce at LSU ... born January 17, 1992.

Ross' LSU Career Statistics

| Year | Avg | GP-GS | AB | R | H | 2B | 3B | HR | RBI | TB | SLG% | BB | HBP | SO | GDP | OB% | SF | SH | SB-ATT | PO | A | E | FLD% |
|--------------|-------------|----------------|------------|-----------|-----------|-----------|----------|----------|-----------|----------------|------------|----------|-----------|----------|-------------|----------|-----------|------------|------------|-----------|----------|-------------|------|
| 2011 | .223 | 52-46 | 148 | 24 | 33 | 5 | 0 | 1 | 20 | 41 | .277 | 13 | 3 | 38 | 4 | .295 | 2 | 9 | 0-1 | 315 | 26 | 6 | .983 |
| 2012 | .292 | 55-54 | 185 | 19 | 54 | 6 | 1 | 3 | 41 | 71 | .384 | 22 | 0 | 23 | 3 | .357 | 6 | 4 | 2-2 | 441 | 39 | 3 | .994 |
| TOTAL | .261 | 107-100 | 333 | 43 | 87 | 11 | 1 | 4 | 61 | 112.336 | .35 | 3 | 61 | 7 | .330 | 8 | 13 | 2-3 | 756 | 65 | 9 | .989 | |

Ross' LSU Career Highs

At-Bats: 5 several times; last vs. Ole Miss (5/24/12)
 Hits: 3 four times; last vs. Notre Dame (3/11/12)
 Runs Scored: 3 at Nicholls State (3/16/11)
 Doubles: 1 several times; last vs. Oregon State (6/3/12)
 Triples: 1 vs. Alabama (4/14/12)
 Home Runs: 1 four times; last at Ole Miss (5/6/12)
 RBI: 5 vs. Dartmouth (3/3/12)
 Stolen Bases: 1 twice; last vs. Georgia (4/27/12)



38
Nick Rumbelow
 RH Pitcher
 6-0, 179, R-R, Jr., 2L
 Bullard, Texas (Bullard HS)



2012 SEC Academic Honor Roll

Athletic, right-handed strike thrower who has a fastball that sits in the low 90s and a slider that he uses as an out pitch ... a proven winner who is in strong contention to work as the Tigers' closer this season ... participated in the 2012 Cape Cod League All-Star Game last summer ... named the No. 6 top prospect by Baseball America magazine in the 2011 Prospect Summer League ... fired 60 strikeouts in 51 innings in the Prospect League, including a 14-strikeout effort on June 22, 2011.

2012 Season

Appeared in 29 games (third on the LSU staff), recording no decisions and a 3.65 ERA in 24.2 innings with 14 walks and 34 strikeouts ... limited opponents to a .229 batting average ... worked 8.2 scoreless innings in 11 SEC outings, allowing just five hits with six walks and 11 strikeouts ... exceptional relief outing in NCAA Regional final win over Oregon State (June 3); limited the Beavers to no runs on no hits in season-high 2.1 innings with one walk and a career-best four strikeouts ... fired 1.2 shutout innings in relief outing at Kentucky (April 22), allowing no hits with three strikeouts ... recorded three strikeouts in one scoreless inning versus Lamar (April 18) ... recorded two strikeouts in 0.2 inning relief outing in LSU victory over Arkansas (March 30) ... excellent relief outing in Game 2 of Mississippi State series (March 17), recording two strikeouts to record the final two outs in the eighth inning with LSU holding a 4-2 lead.

2011 Season

Appeared in 10 games in relief, posting a 2-0 record and a 4.85 ERA in 13 innings with 11 walks and 16 strikeouts ... limited opponents to a .229 cumulative batting average ... earned first career collegiate win on April 13 versus Alcorn State, allowing one run on one hit in 2.1 innings with three walks and three strikeouts ... also picked up a relief win over Kentucky (April 28), recording two strikeouts in one inning of work ... struck out the side in an inning of relief at Vanderbilt (April 22) ... longest outing of the year was a three-inning stint versus Wake Forest (Feb. 18) in which he recorded four strikeouts while allowing two hits.

High School

2010 Rawlings All Region Team ... 2010 2nd Team All State ... 2010 1st Team East Texas ... selected to play in 2010 Texas High School All-Star Game ... 2010 District MVP ... posted a 0.52 ERA as a senior in 2010, allowing just six earned runs all season ... posted an 11-3 record with 127 strikeouts on the year ... also played outside linebacker/punter in football and point guard in basketball.

Personal

Full name is Nicholas Bruno Rumbelow ... parents are Jay and Lori Rumbelow ... has one older brother and one younger brother ... majoring in general studies at LSU ... born September 6, 1991.

Rumbelow's LSU Career Statistics

| Year | ERA | W-L | App | GS | SHO/CBO | SV | IP | H | R | ER | BB | SO | 2B | 3B | HR | BF | B/Avg | WP | HBP | BK | SFA | SHA |
|--------------|-------------|------------|-----------|----------|------------|----------|-------------|-----------|-----------|-----------|-----------|-----------|----------|----------|----------|------------|-------------|----------|----------|----------|----------|----------|
| 2011 | 4.85 | 2-0 | 10 | 0 | 0/0 | 0 | 13.0 | 11 | 9 | 7 | 11 | 16 | 1 | 1 | 2 | 60 | .229 | 0 | 0 | 0 | 0 | 1 |
| 2012 | 3.65 | 0-0 | 29 | 0 | 0/4 | 0 | 24.2 | 22 | 10 | 10 | 14 | 34 | 2 | 1 | 2 | 113 | .229 | 1 | 2 | 0 | 0 | 1 |
| TOTAL | 4.06 | 2-0 | 39 | 0 | 0/4 | 0 | 37.2 | 33 | 19 | 17 | 25 | 50 | 3 | 2 | 4 | 173 | .229 | 1 | 2 | 0 | 0 | 2 |

Rumbelow's LSU Career Highs

Innings: 3.0 vs. Wake Forest (2/18/11)
 Strikeouts: 4 vs. Wake Forest (2/18/11); vs. Oregon State (6/3/12)
 Hits Allowed: 3 twice; most recently at McNeese State (2/29/12)
 Runs: 5 at McNeese State (2/29/12)
 Earned Runs: 5 at McNeese State (2/29/12)
 Walks: 3 twice; most recently at Kentucky (4/22/12)



5
Chris Sciambra
 Outfielder
 5-9, 184, L-R, So., 1L
 Baton Rouge, La. (Catholic HS)



2012 SEC Freshman Academic Honor Roll

Outstanding player who returns for his sophomore season after suffering a season-ending neck injury in March of 2012 ... has fully recovered and will be a strong contender for a starting role in the LSU outfield this season ... a scrappy left-handed hitting outfielder that was one of the key offensive contributors on Catholic High's 2010 5A state championship team ... possesses a very short, quick swing which allows him to hit for high average ... batted .600 (12-for-20) in the 2011 Perfect Game World Wood Bat Association 17U National Championships in Atlanta.

2012 Season

Suffered a season-ending neck injury on March 25 at Auburn; diagnosed with a non-displaced fracture in the C-1 vertebrae of his neck after crashing into the centerfield wall while trying to catch a fly ball ... played in 22 games (16 starts in center field), batting .246 (15-for-61) with two doubles, one triple, 11 RBI, 10 runs and two stolen bases ... batted .263 (5-for-19) in six SEC games with one double and two RBI ... tripled and collected two RBI versus Alcorn State (Feb. 18) ... drove in a career-best three runs versus Dartmouth on March 3 ... 2-for-4 at Tulane (March 6) with a double and one RBI ... collected two RBI and scored two runs versus Southern on March 20.

High School

A 2011 first-team Class 5A all-State selection, batting .433 with eight homers, 40 runs and 34 RBI ... also earned all-state honors in 2010, batting .382 in 2010 while helping lead Catholic to the state title ... placekicker for Catholic High's football team; named the 2010 special teams MVP; 34 of his 50 kickoffs resulted in touchbacks ... earned Academic all-State recognition in both baseball and football ... recorded a cumulative 3.95 GPA and was a four-year member of the Principal's Honor Roll ... a member of the National Honor Society and served as his class captain in the Fellowship of Christian Athletes.

Personal

Full name is Christopher John Sciambra ... parents are Jay and Ellen Sciambra ... has a younger sister, Elizabeth, and two younger brothers, Robert and Matt ... majoring in construction management at LSU ... born March 13, 1993.

Sciambra's LSU Career Statistics

| Year | Avg | GP-GS | AB | R | H | 2B | 3B | HR | RBI | TB | SLG% | BB | HBP | SO | GDP | OB% | SF | SH | SB-ATT | PO | A | E | FLD% |
|------|------|-------|----|----|----|----|----|----|-----|----|------|----|-----|----|-----|------|----|----|--------|----|---|---|------|
| 2012 | .246 | 22-16 | 61 | 10 | 15 | 2 | 1 | 0 | 11 | 19 | .311 | 6 | 1 | 10 | 0 | .324 | 0 | 5 | 2-4 | 45 | 0 | 1 | .978 |

Sciambra's LSU Career Highs

At-Bats: 4 several times; most recently at Auburn (3/25/12)
 Hits: 2 three times; most recently vs. Northwestern State (3/14/12)
 Runs Scored: 2 three times; most recently vs. Southern (3/20/12)
 Doubles: 1 twice; most recently at Auburn (3/24/12)
 Triples: 1 vs. Alcorn State (2/18/12)
 Home Runs: none
 RBI: 3 vs. Dartmouth (3/3/12)



27 Mitch Sewald

RH Pitcher
6-6, 195, R-R, Fr., HS
Mandeville, La. (Rummel HS)

Excellent prospect who in just one year's time went from throwing 83-85 mph as a high school junior to throwing 90-94 mph as a senior ... also features a 12-6 breaking ball which he can locate in the zone and drop in for a strike.

Prior to LSU

A 2012 first-team All-State pitcher at Rummel High in Metairie, La., a suburb of New Orleans ... posted a 5-1 mark in 2012 with 64 innings pitched, 88 strikeouts, a 0.98 ERA, and a .120 opponent batting average ... fired a perfect game in 2012 season opener versus West Duachita High School ... also earned 2012 first-team All-District and first-team All-New Orleans Metro recognition ... an honors graduate named to the Louisiana Academic All-State team.

Personal

Full name is Mitchell Ryan Sewald ... parents are Chris and Tina Sewald ... has one brother, Kyle ... chose to attend LSU because "I love the atmosphere and the people in Baton Rouge. The coaching staff is excellent and LSU is one of the best programs in the nation" ... majoring in finance at LSU ... born April 22, 1994 in Houston, Texas.



6 Andrew Stevenson

Outfielder
6-0, 177, L-L, Fr., HS
Youngsville, La. (St. Thomas More HS)

Very hard-nosed player who hustles everywhere and plays the game with great intensity and passion ... handles the bat well from the left side and can use his speed to create consistent offense ... will contend for significant playing time this season in the outfield and as a designated hitter.

Prior to LSU

A 2012 1st Team All-State selection at St. Thomas More High School in Lafayette, La. ... hit .546 as a senior with 11 doubles, five triples, one homer and 20 RBI ... also received All-Acadiana honors and was named district MVP ... a 2012 Louisville Slugger High School All-American and a Baseball America Third-Team All-American ... batted .460 as a junior in 2011 with seven doubles, three triples, three homers, 22 RBI and 34 runs ... also played wide receiver for the St. Thomas More football team, earning second-team All-District and All-Acadiana honors.

Personal

Parents are William and Stephanie Stevenson ... dad manages an oilfield company; mom is a teacher at St. Thomas More High ... has one older brother, Will, and two younger brothers, Matthew and Josh ... brother Will played football at UL-Lafayette for two seasons ... chose to attend LSU because "I wanted to be part of a winning tradition and have an opportunity to win a national championship" ... majoring in kinesiology at LSU ... born June 1, 1994 in Lafayette, La.



28 Casey Yocom

Infielder
5-11, 191, R-R, Sr., 1L
Sparks, Nev. (Reed HS/Feather River College)

**2012 SEC Academic Honor Roll**

A versatile, slick-fielding player who lends depth to all infield positions ... member of the 2012 SEC Academic Honor Roll as a sports administration-leadership major.

2012 Season

Played in 26 games (15 starts), batting .211 (12-for-57) with two doubles, four RBI and 11 runs scored ... started 10 games at second base, four at DH and one at shortstop ... recorded a double, one RBI and two runs in LSU debut versus Air Force (Feb. 17) ... 2-for-4 with a double, one RBI and one run versus McNeese State (Feb. 22) ... also collected RBI in LSU wins over Grambling (Feb. 28) and Northwestern State (March 14) ... drew three walks and scored three times in March 14 contest versus Northwestern State.

Prior to LSU

A 2011 first-team all-Golden Valley Conference and Academic all-Conference honoree at Feather River College in Quincy, Calif. ... earned 2010 first-team all-Golden Valley Conference accolades and was named the league's defensive MVP ... batted .354 for Feather River in 2011 with eight doubles, one triple, 25 RBI, 10 steals and 22 runs; helped lead Feather River to its fifth straight Golden Valley Conference title ... hit .353 in 2010 with 11 doubles, 27 RBI and 27 runs scored ... a four-year baseball letterman at Reed High School in Sparks, Nev. ... batted .443 as a senior with 16 doubles, two homers and 16 RBI ... earned all-league honors in high school as a pitcher and infielder ... also lettered in football as a free safety, receiver and running back.

Personal

Full name is Casey Todd Yocom ... parents are Todd and Kelly Yocom ... has one older sister, Morgan ... majoring in sports administration-leadership at LSU ... born July 4, 1990.

Yocom's LSU Career Statistics

| Year | Avg | GP-GS | AB | R | H | 2B | 3B | HR | RBI | TB | SLG% | BB | HBP | SO | GDP | OB% | SF | SH | SB-ATT | PO | A | E | FLD% |
|------|------|-------|----|----|----|----|----|----|-----|----|------|----|-----|----|-----|------|----|----|--------|----|----|---|------|
| 2012 | .211 | 26-15 | 57 | 11 | 12 | 2 | 0 | 0 | 4 | 14 | .246 | 10 | 3 | 14 | 1 | .357 | 0 | 2 | 0-0 | 18 | 25 | 1 | .977 |

Yocom's LSU Career Highs

At-Bats: 4 several times; most recently vs. Louisiana College (4/3/12)
 Hits: 2 vs. McNeese State (2/22/12)
 Runs Scored: 3 vs. Northwestern State (3/14/12)
 Doubles: 1 twice; most recently vs. McNeese State (2/22/12)
 Triples: none
 Home Runs: none
 RBI: 1 four times; most recently vs. Northwestern State (3/14/12)



Paul Mainieri addresses the fans at the 2009 National Championship celebration in Alex Box Stadium.

PAUL Mainieri 2014 ABCA HALL OF FAME INDUCTION CLASS

2009 National Coach of the Year
(ABCA, Baseball America, Collegiate Baseball, Rivals.com)

2009 Southeastern Conference Coach of the Year

2008 National Coach of the Year
(Rivals.com, College Baseball Insider)

Career Record (30 seasons): 1122-614-7 (.646)
LSU Record (six seasons): 258-122-2 (.678)

LSU Baseball under Paul Mainieri
NCAA National Champions
2009

College World Series Appearances
2008, 2009

Southeastern Conference Champions
2009, 2012

SEC Tournament Champions
2008, 2009, 2010

SEC Western Division Champions
2008, 2009, 2012

When Paul Mainieri was hired as LSU's baseball coach in June 2006, he expressed a clear vision for the future of the Fighting Tiger program.

"Make no mistake about it," he said. "The goal is to return LSU to the pinnacle position in college baseball. I have all the confidence in the world that we can do that here."

Just three years later, LSU did indeed occupy the pinnacle position in college baseball as the 2009 NCAA National Champions. Mainieri directed the '09 Tigers to the College World Series title, posting a 56-17 overall record, including a 10-1 mark in NCAA Tournament competition.

The Tigers defeated Texas in the CWS Championship Finals to win the national title, LSU's sixth CWS championship and its first since 2000. Mainieri also guided his squad to the 2009 Southeastern Conference regular-season and tournament titles.

The 2009 national championship is one of the many highlights of Mainieri's six-season tenure at LSU, which has featured two College World Series appearances,

three NCAA Regional titles, two Southeastern Conference championships, three SEC Tournament titles and three SEC Western Division crowns.

Mainieri has a 258-122-2 mark at LSU, and he is the second-winningest coach in Fighting Tiger annals, trailing only Skip Bertman, who was 870-330-3 in 18 seasons (1984-2001).

Mainieri has earned college baseball's highest honor as he has been selected for induction into the American Baseball Coaches Hall of Fame in January 2014.

He reached a coaching milestone on the second playing date of the 2010 season, as he earned his 1,000th career victory when LSU defeated Centenary, 25-8, on February 20 in Alex Box Stadium. With a 1,122-614-7 career record, he is one of only six active NCAA coaches to have won 1,000 games and a national championship.

Most recently, Mainieri guided the 2012 squad to LSU's second SEC championship in four seasons, as the Tigers posted a 47-18 overall mark and captured the league title with a 19-11 conference record. LSU was named

"Pro ball wasn't a drastic change for me at all. Coach Mainieri and the way he runs the program is the same way the Royals teach. That told me I learned a lot while I was at LSU, and at the time I didn't even know how important that was. Pitching at LSU definitely helped prepare me for the next level."

- LOUIS COLEMAN, KANSAS CITY ROYALS; LSU PITCHER (2006-09)



Top Right: U.S. Senator Mary Landrieu welcomed Mainieri and the Tigers for lunch in her Washington, D.C. residence during LSU's tour of the Nation's Capital on September 30, 2009. **Middle Right:** Mainieri accepts the 2012 SEC Championship trophy from league commissioner Mike Slive. **Bottom Right:** Joining Paul Mainieri at the Breast Cancer Awareness Game versus UL-Lafayette on March 28, 2012 are two cancer survivors - his sister, Cathy Mainieri Gagnon (left), and Mary Ann Mahtook (right), mother of former LSU All-American Mikie Mahtook.



the No. 7 National Seed for the 2012 NCAA Tournament, and the Tigers won the NCAA Baton Rouge Regional before playing host to a Super Regional in Alex Box Stadium.

The 2012 team featured two first-team all-Americans - outfielder Raph Rhymes and pitcher Kevin Gausman. Rhymes led the nation in hitting with a .431 (100-for-232) average, and he was named SEC Player of the Year. Gausman was 12-2 on the mound with a 2.77 ERA, and he was the fourth overall selection in the 2012 MLB Draft by the Baltimore Orioles.

Mainieri guided a young 2011 LSU squad to a 36-20 mark, including a 12-3 record over the final 15 games of the season. Though the Tigers finished strong, LSU fell just short of qualifying for the NCAA Tournament. Despite not reaching the postseason, Mainieri and Tigers laid a solid foundation from which to build championship-caliber teams.

Outfielder Mikie Mahtook became the third first-team all-American of the Mainieri era in 2011, and two Tigers - pitcher Kurt McCune and second baseman JaCoby Jones - earned


Freshman All-America recognition.

Mainieri's 2010 LSU squad won its third straight SEC Tournament title and advanced to an NCAA Regional for the third consecutive year. LSU posted a 41-22 overall mark that was highlighted by four straight victories in the SEC Tournament in Hoover, Ala. LSU became the first team to win three consecutive conference tournament titles in the current eight-team format that was adopted by the league in 1996.

Mainieri's commitment to academic excellence has been illustrated by the Tigers' performance in the classroom as 64 LSU players have received SEC Academic Honor Roll recognition over the past six seasons.

Four of Mainieri's LSU players have already reached the Major Leagues, including pitcher Louis Coleman (Royals), infielder DJ LeMahieu (Cubs/Rockies), pitcher Charlie Furbush (Tigers/Mariners) and pitcher Ryan Verdugo (Royals).

Thirty-four LSU players have been chosen in the Major League Baseball Draft during Mainieri's tenure, including a first-round selection in each of the past four seasons - outfielder Jared



"He was trained his whole life to do this. His father was a great coach and his father raised him to be tough. I think he knew when he got to LSU that this (a national championship) was coming. He probably did it a lot sooner than most people thought."

- JIM HENDRY, FORMER CHICAGO CUBS GM ON LSU COACH PAUL MAINIERI



Mainieri's Mentors

Paul Mainieri grew up around the game of baseball on a daily basis and, as the son of a Hall of Fame coach, had the good fortune to be exposed to several outstanding coaches.

Mainieri cites three primary influences in his development as a coach, headed by his father Demie Mainieri, who coached Miami-Dade North Community College to 1,012 wins and a national title in his 30-year career.

"My father laid the foundation for identifying the correct reasons to enter into the coaching profession," says Mainieri.

"Despite his success that he may have encountered, my father emphasized to me that a coach was a teacher first and foremost. Watching how he made such a positive impact on young people's lives was the greatest factor for me wanting to follow in his footsteps."

Mainieri spent his final two seasons as an infielder at the University of New Orleans, where he had the good fortune of playing for current UNO athletic director Ron Maestri.

"Coach Maestri showed me how a high intensity level and work ethic can translate into success," recalls Mainieri, whose 2002 squad opened at the Ron Maestri/UNO Classic.

"He used to do the little things-like drag the field and go into the community to raise support - and his charisma

resulted in the construction of a beautiful ballpark for our team," says Mainieri.

"He pushed his team hard but would do anything for his players, and his players were very loyal to him. Coach Maestri also relayed to me the importance of recruiting the best athletes - meaning shortstops - and we had six or seven high school shortstops in our everyday lineup."

During his early days in coaching, Mainieri had the chance to meet former Los Angeles Dodgers manager Tommy Lasorda and has maintained a friendship with one of the game's greatest ambassadors.

"Tommy has advised me in so many areas, it's hard to specify any areas of emphasis," says Mainieri of Lasorda, the keynote speaker at the 2008 LSU First Pitch Banquet. "I think from him I really realized how important it is to bring joy to the ballpark every day. The players definitely follow your lead as the coach and the enthusiasm you show for your job will rub off on them."

Mainieri readily credits his success to the guidance of those three Hall of Famers. "To this day, I still regularly call each of these men to ask for their advice," he says. "I think it's safe to say I've learned from the best!"

Paul with his father Demie Mainieri (top) and Tommy Lasorda (bottom).

Mitchell in 2009, pitcher Anthony Ranaudo in 2010, outfielder Mikie Mahtook in 2011 and pitcher Kevin Gausman in 2012. All four players developed into first-round selections under Mainieri after being drafted out of high school (Mitchell, 10th round; Ranaudo, 11th round; Mahtook, 39th round; Gausman, sixth round).

Mainieri has established an active community service function within the baseball program, as the Tigers regularly visit hospitals and schools in the Baton Rouge area. The team also participates in the ALS Walk - promoting awareness of the treatment of Lou Gehrig's Disease - and in the Buddy Walk, which is designed to encourage acceptance and inclusion of people with Down Syndrome.

Mainieri is personally involved in several philanthropic causes, including Cancer Services of Baton Rouge, the ALS Association, the Mental Health Association of Greater Baton Rouge, Prevent Child Abuse and the McMains Development Center for Children.

2009 - The National Championship Season

LSU's magnificent 2009 season began with LSU ranked No. 1 in the polls and ended with the Tigers still occupying college baseball's summit.

LSU won its first Southeastern Conference regular-season title since 2003, posting a 20-10 SEC mark. The Tigers then became the first league school since Alabama in 2002-03 to win consecutive SEC Tournament titles.

LSU played host to the NCAA Baton Rouge Regional, where the Tigers defeated Southern, Baylor and Minnesota to set up a Super Regional matchup versus Rice in Alex Box Stadium. LSU swept two games from the Owls, earning a berth to the CWS for the second straight season and for the 15th time in school history.

The Tigers defeated Virginia in their CWS opener and recorded two wins over Arkansas to advance to the CWS Championship Finals versus Texas. Trailing 6-4 in the ninth inning of Game 1, the Tigers staged a dramatic two-run rally and eventually prevailed, 7-6, in 11 innings. The Longhorns posted a 5-1 win in Game 2; however, LSU overwhelmed UT,

11-4, in the deciding game to claim the NCAA championship trophy.

Thirteen LSU players received 2009 SEC Academic Honor Roll recognition, and six Tigers were selected in the 2009 Major League Baseball Draft, including four in the first five rounds. Outfielder Jared Mitchell was the first-round choice of the Chicago White Sox, as LSU produced a first-round selection for the first time since 2003.

Also among the drafted players was Louis Coleman, a 2009 First-Team all-American and the SEC Pitcher of the Year chosen in the fifth round by the Kansas City Royals.

2008 - Return to Omaha

Mainieri first guided LSU back into prominence in 2008 as the Tigers advanced to the College World Series, earning a berth to Omaha for the first time since 2004.

Mainieri, named 2008 National Coach of the Year by Rivals.com and by CollegeBaseballInsider.com, directed the Tigers to a 49-19-1 record. LSU, which was predicted to finish fifth in the SEC Western Division in the preseason league coaches'



Playing Days at LSU

Mainieri began his collegiate playing career at LSU, earning a letter as a Tiger outfielder in 1976. From LSU, he transferred to Miami-Dade Junior College for a season and then played two seasons at the University of New Orleans.

Aim High

Mainieri was the first civilian baseball coach at the Air Force Academy.

Fighting Irish

Mainieri directed Notre Dame to nine conference titles and a 2002 College World Series appearance.

The Paul Mainieri File

Pronunciation: Muh-NAIR-ee

| | |
|----------------|-------------------------------|
| Career Record: | 1122-614-7 (.646, 30 seasons) |
| at LSU: | 258-112-2 (.678, six seasons) |
| at Notre Dame: | 533-213-3 (.714, 12 seasons) |
| at Air Force: | 152-158 (.490, six seasons) |
| at St. Thomas: | 179-121-2 (.588, six seasons) |

Personal

| | |
|------------|---|
| Birthdate: | August 29, 1957 |
| Hometown: | Miami, Florida |
| Education: | 1980 - B.S. in physical education from Florida International Univ. 1982 - M.S. in sports administration from St. Thomas (Fla.) Univ. |
| Family: | Married to the former Karen Fejes of New Orleans, La. |
| Children: | Nicholas (29), Alexandra (28), Samantha (26) and Thomas (18) |
| Grandson: | Holden Brooks Roth (born January 17, 2011) |

Coaching Awards

| |
|---|
| 2014 ABCA Hall of Fame Induction Class |
| 2012 Louisiana Sportswriters Association Coach of the Year |
| 2009 National Coach of the Year (ABCA, Baseball America, Collegiate Baseball, Rivals.com) |
| 2009 Southeastern Conference Coach of the Year |
| 2009 Louisiana Sportswriters Association Coach of the Year |
| 2008 National Coach of the Year (Rivals.com, Collegebaseballinsider.com) |
| 2008 Louisiana Sportswriters Association Coach of the Year |
| 2001, 2002 & 2006 ABCA Mid-east Region Coach of the Year |
| 2001 Big East Coach of the Year |
| 2000 National Coach of the Year (College Baseball Insider) |
| 1984 Sunshine State Conference Coach of the Year |



Paul and Karen Mainieri with grandson Holden and children Alex, Nick, Tommy and Samantha.

poll, won 26 of its final 29 games during a remarkable late-season surge.

Mainieri's promise to LSU fans to attract the nation's best players had been fulfilled during his staff's first recruiting season, as Collegiate Baseball magazine rated the Tigers' 2007 class No. 1 in the country. The recruiting class – which included nine players selected in the Major League Baseball Draft – combined with LSU's returning players to form an outstanding 2008 club.

With four weeks remaining in the regular season, the '08 LSU club was 23-16-1 overall and in 11th place in the overall SEC standings with a 6-11-1 record; however, the Tigers posted a conference-record 23-game win streak that saw LSU claim the SEC Western Division title, the SEC Tournament championship and the NCAA Baton Rouge Regional championship.

LSU's 23-game surge ended with a loss to UC Irvine in Game 1 of the NCAA Baton Rouge Super Regional, but the Tigers won the next two games over the Anteaters to advance to the College World Series for the 14th time in school history and for the first time since

2004. LSU placed fifth in Omaha with a 1-2 record, marking the Tigers' first Top 5 CWS finish since the 2000 squad claimed the national title.

Fourteen LSU baseball players – the most in the program's history – were named to the 2008 Southeastern Conference Academic Honor Roll. The 2008 team's cumulative GPA for the spring semester was 2.89, the highest figure in LSU Baseball history, and the cumulative GPA for the entire 2007-08 academic year was 2.83, also the highest ever recorded by the baseball program.

Seven LSU players were selected in the 2008 Major League Baseball first-year player draft, representing the most since eight Tigers were taken in the 2001 draft.

Building the LSU Foundation

It is Mainieri's goal to finish his collegiate baseball career in the same place it began 37 years ago. He earned a letter in 1976 as a freshman outfielder at LSU, where he also met his future wife, Karen, then a Fighting Tiger cheerleader. He completed his playing career at the University of New Orleans, and,

after enjoying great success as a head coach at St. Thomas (Fla.) University, the Air Force Academy and Notre Dame, Mainieri returned to Baton Rouge for the 2007 season eager to enhance the Fighting Tigers' storied tradition.

Mainieri and his staff laid the foundation for the future of the LSU program during the '07 season, as the Tigers posted a 29-26-1 overall mark. Despite its inexperience – the Tigers often featured four true freshmen in the batting order – LSU was in contention for an NCAA Tournament bid through the final weekend of the regular season.

The '07 Tigers won four SEC series over Top 25 teams, as LSU posted series victories over No. 3 Arkansas, No. 13 Ole Miss, No. 15 Mississippi State (a 2007 CWS participant) and No. 25 Alabama.

LSU was led by junior right-hander Jared Bradford, a second-team All-SEC selection who posted either a win or a save in 10 of the Tigers' 12 SEC victories. Outfielder Blake Dean and catcher Sean Ochinko each received Freshman All-SEC recognition for their outstanding rookie seasons.



Leading the Tigers

Mainieri was named LSU's 25th baseball coach on June 28, 2006.



National Champs

Mainieri celebrates LSU's 2009 national championship on the Rosenblatt Stadium field with his wife, Karen.



7th Inning at Wrigley

Mainieri sang "Take Me Out to the Ball Game" at Wrigley Field on July 26, 2009 during the Chicago Cubs' game with the Cincinnati Reds.



At Notre Dame (1995-2006)

Mainieri established an unparalleled standard of excellence during his tenure at Notre Dame (1995-2006), leading his teams to 11 40-win seasons, nine conference titles, nine NCAA Regional appearances and a berth in the 2002 College World Series, marking the school's first CWS trip since 1957.

Mainieri led to Notre Dame to an NCAA Regional in every season from 1999-2006, making the Irish one of 10 teams to appear in every NCAA Tournament in that eight-year span - the others were Miami, Texas, Rice, Cal State Fullerton, Florida State, Stanford, Clemson, Tulane and Oral Roberts. Notre Dame also joined six other schools (LSU, Miami, Rice, South Carolina, Stanford and Texas) as the only programs to reach an NCAA Regional final every season from 2000-05.

Sixty of Mainieri's Notre Dame players were drafted or signed free-agent contracts, and 19 were selected in the first 10 rounds of the Major League draft. His Irish players also combined for 14 All-America and 10 Academic All-America seasons.

Mainieri's Notre Dame teams combined for a 100-percent graduation rate (71 of 71) among players who completed their eligibility. Twelve players who signed professionally after their junior year returned to Notre Dame to complete their degree requirements.

Notre Dame was the only Division I baseball program to produce Academic All-Americans each year from 2000-04, with two honored every season from 2000-03. The 2006 squad combined for an impressive 3.28 team GPA during the spring semester.

Notre Dame was one of just four schools from 1998-2001 that produced two pitchers - Brad Lidge ('98, Houston Astros) and Aaron

Heilman ('02, New York Mets) - who were drafted in the first round, with both players advancing to the Major Leagues. Mainieri and his staff consistently have molded players into top prospects, as Lidge was just a 42nd-round pick out of high school while Heilman was a 54th-round pick.

Seven of Mainieri's former Notre Dame players have reached the Major League level, including six pitchers - Brad Lidge (Astros/Phillies), Aaron Heilman (Mets/Cubs/Diamondbacks/Mariners), Jeff Samardzija (Cubs), Jeff Manship (Twins), John Axford (Brewers) and Christian Parker (Yankees). Former Irish infielder Matt Macri (Twins) made his big league debut in 2008.

Eight other Irish players developed into high draft picks despite going undrafted as prep players: pitchers Tim Kalita (7th round in '99), Danny Tamayo (10th round, '01), J.P. Gagne (13th round, '03) and Jeff Samardzija (5th round, '06), shortstop Alec Porzel (13th round, '01), centerfielder Steve Stanley (2nd round, '02), first baseman Craig Cooper (7th round, '06), and pitcher Kyle Weiland (3rd round in 2008).

In the Mainieri era, nine of 13 Irish players who were drafted out of high school went on to be drafted in a higher round at Notre Dame while 24 who were undrafted as prep players went on to be drafted as members of the Irish program.

The 12 years of the Mainieri era at Notre Dame include over 80 noteworthy players who have gone on to distinguish themselves after their Irish careers. Among that group are: seven players who have reached the Major Leagues; nearly 50 current and former pro players; nine lawyers/law-school students; five medical/dental-school students; seven others

Mainieri Proteges

Paul Mainieri's influence extends throughout the game of baseball, as several of his former assistant coaches and players presently work as coaches or administrators:



Virginia Coach Brian O'Connor

Former Assistant Coaches

| | |
|----------------|---------------------------------------|
| Brian O'Connor | Head Coach, Virginia |
| Terry Rooney | Head Coach, UCF |
| Cory Mee | Head Coach, Toledo |
| Cliff Godwin | Asst. Coach, Ole Miss |
| Eric Campbell | General Manager, Team USA |
| Al Avila | Asst. General Manager, Detroit Tigers |

Former Players

| | |
|----------------|--------------------------------|
| Mike Kazlausky | Head Coach, Air Force Academy |
| Marty Smith | Head Coach, Central Florida CC |
| Rick Hitt | Head Coach, South Florida CC |
| Javi Sanchez | Asst. Coach, LSU |
| Will Davis | Asst. Coach, LSU |
| Eddie Smith | Asst. Coach, Notre Dame |
| John Corbin | Asst. Coach, Bradley |
| Ryan Connolly | Asst. Coach, Radford |
| Brant Ust | Director, 18U Team USA |

"Coach Mainieri knows the game but he knows his players even better. He knows how to manage players extremely well - knowing who he has to push harder and who he needs to give space, always getting the best out of his players. His door was always open and he was willing to listen to whatever was on your mind - all while treating everyone with the respect they deserved and caring about the person and his life, not just the player."

- AARON HEILMAN, MAJOR LEAGUE PITCHER; NOTRE DAME PITCHER (1998-2001)

who have received a master's degree including two MBAs); three engineers; five involved in medical sales; 11 college/high school coaches; three teachers; three commodities brokers; a sports agent; a contractor; and a town mayor - plus others who are involved in areas such as youth services, accounting, sales, athletic administration, technology, advertising, graphic design, banking and consulting.

In 12 seasons of Big East Conference play, the Irish won more league games (192-67-2, .740) than any other team in the conference. Mainieri owns the top career Big East winning percentage (.740) in the history of the league and four of his teams posted 20-plus wins in Big East play.

Mainieri was voted in 2005 to the position of the ABCA's chair of the Division I Baseball Coaches - which he held for three years. He was also a member of the ABCA executive committee.

Mainieri served on the NCAA Division I Baseball Issues Committee, and he was a member of the NCAA Academic Enhancement Working Group.

Mainieri established in 2002 the Opening Night Dinner at Notre Dame, an event that he continues to hold each year at LSU. The event, now known as the First Pitch Banquet, has featured an impressive lineup of keynote speakers: Hall of Fame manager Tommy Lasorda, former Chicago Cubs GM Jim Hendry, award-winning author and lifelong baseball fan John Grisham, legendary baseball pitcher

Roger Clemens and former Notre Dame football coach Charlie Weis.

Mainieri's Early Years

A former Chicago White Sox farmhand, Mainieri was the first civilian baseball coach at Air Force and averaged 26 wins in six seasons (1989-'94) for a program that averaged just 15 wins in the six previous years. He is the only Air Force baseball coach to post six straight 20-win seasons and his 1994 squad led the nation in hitting (.360), slugging (.623) and triples (0.76 per game).

Mainieri guided the 1993 Air Force team to its first winning season in nearly a decade (28-22), with a school-record 21 wins at home. He coached three All-Americans, two Freshman All-Americans and two Academic All-Americans with the Falcons.

Mainieri coached six seasons at St. Thomas University in Miami, Fla. Four of Mainieri's teams at St. Thomas were ranked in the NCAA Division II Top 10 during the season. The 1984 Sunshine State Conference Coach of the Year saw his St. Thomas teams average 30 wins per season (after an average of just 18 wins in the six previous years).

Fifteen of Mainieri's St. Thomas players entered pro baseball, with Joe Klink, Dane Johnson and Dan Rohrmeier each going on to appear on Major League rosters. Klink played with the 1987 Minnesota Twins and 1989 Oakland A's World Series championship teams while also pitching with the Florida Marlins in 1994.

Mainieri's coaching career began at his alma mater, Columbus High School in Miami, where he served as assistant baseball and football coach for three years before taking over at St. Thomas in the fall of 1982. He also spent the final three years at St. Thomas as director of athletics.

Mainieri was inducted into the Columbus High School Sports Hall of Fame in October 2009.

A four-year letterwinner in college, Mainieri played one season at LSU, one season for his father, legendary JUCO coach Demie Mainieri, at Miami-Dade North Community College, and two seasons at the University of New Orleans. The second baseman helped the Privateers win two Sun Belt Conference titles and advance to the 1979 NCAA Tournament during his senior season.

After completing his undergraduate degree requirements at Florida International (1980), Mainieri played two minor-league seasons before earning a master's in sports administration from St. Thomas in 1982.

Born August 29, 1957, in Morgantown, W.Va., Mainieri and his wife Karen have four children: Nicholas (28), Alexandra (27), Samantha (25) and Thomas (17).

Samantha gave birth in January 2011 to son Holden Brooks Roth, the Mainieris' first grandchild.

Mainieri Coaching Record

| YEAR | SCHOOL | RECORD | PCT. | NOTES/HONORS |
|------------------------------------|-------------------|------------------|-------------|--|
| 1983 | St. Thomas (Fla.) | 19-25-1 | .445 | |
| 1984 | St. Thomas (Fla.) | 37-14 | .725 | Set school record for wins, Sunshine State Conference Coach of Year |
| 1985 | St. Thomas (Fla.) | 31-21 | .596 | |
| 1986 | St. Thomas (Fla.) | 23-24 | .489 | |
| 1987 | St. Thomas (Fla.) | 35-21 | .625 | Led nation with .340 team batting avg. |
| 1988 | St. Thomas (Fla.) | 33-16-1 | .670 | |
| St. Thomas Totals (6 years) | | 179-121-2 | .596 | Winningest coach in St. Thomas history at the conclusion of his tenure |
| 1989 | Air Force | 27-27 | .500 | Set school records for Western Athletic Conference wins (13) |
| 1990 | Air Force | 26-34 | .433 | |
| 1991 | Air Force | 22-27 | .449 | |
| 1992 | Air Force | 23-24 | .489 | |
| 1993 | Air Force | 28-22 | .560 | Team led nation in triples, second-most wins in team history, best AFA record since '82 |
| 1994 | Air Force | 26-24 | .520 | Team led nation with .360 batting average |
| Air Force Totals (6 years) | | 152-158 | .490 | Second-winningest coach in Air Force history |
| 1995 | Notre Dame | 40-21 | .656 | Midwestern Collegiate Conf. Western Div. champs, most wins by first-year ND coach |
| 1996 | Notre Dame | 44-18 | .710 | Participated in NCAA South I Regional (Tuscaloosa, Ala.) |
| 1997 | Notre Dame | 41-19 | .683 | BIG EAST National Division champions, top winning percentage (15-6) in Big East |
| 1998 | Notre Dame | 41-17 | .707 | Notre Dame's 10th straight 40-win season; Irish finish 12th in nation for team ERA |
| 1999 | Notre Dame | 43-18 | .705 | National Coach of the Year (CBI); BIG EAST regular-season champ (20-5); NCAA host |
| 2000 | Notre Dame | 46-18 | .719 | Reached title game of NCAA Starkville Regional; fourth-most wins in school history |
| 2001 | Notre Dame | 49-13-1 | .786 | Big East/Midwest Region Coach of the Year; #1 ranking; Big East champs; NCAA host |
| 2002 | Notre Dame | 50-18 | .735 | Midwest Region Coach of the Year; Big East champs; College World Series participant |
| 2003 | Notre Dame | 45-18 | .714 | First Big East Tournament repeat champion since 1986; NCAA Regional participant |
| 2004 | Notre Dame | 51-12 | .809 | First team to win three straight BIG EAST Tournament titles; NCAA Regional participant; school-record win total for 3rd time in 4 years |
| 2005 | Notre Dame | 38-24-1 | .611 | Extended unprecedented run of Big East Tournament titles to 4; NCAA Regional finalist |
| 2006 | Notre Dame | 45-17-1 | .722 | ABCA Midwest Region Coach of the year; extended unprecedented run of Big East Tournament titles to 5; NCAA Regional participant; Big East regular-season champs; set ND record with 23-game win streak (nation's longest in '06) |
| UND Totals (12 Years) | | 533-213-3 | .714 | 60 of Mainieri's ND players were drafted or signed professional free-agent contracts during his tenure |
| 2007 | LSU | 29-26-1 | .527 | LSU wins four SEC series against Top 25 teams |
| 2008 | LSU | 49-19-1 | .717 | LSU wins SEC West and SEC Tournament; advances to CWS for first time since '04; No. 6 final national ranking |
| 2009 | LSU | 56-17 | .767 | LSU wins College World Series title for first time since 2000; Tigers also claim SEC regular season and tournament crowns |
| 2010 | LSU | 41-22 | .651 | LSU wins third consecutive SEC Tournament title and participates in NCAA Los Angeles Regional |
| 2011 | LSU | 36-20 | .643 | LSU wins 12 of final 15 games and posts a 23-3 mark in non-conference action |
| 2012 | LSU | 47-18 | .723 | LSU wins 2012 SEC championship and earns No. 7 National Seed for NCAA Tournament |
| LSU Totals (6 Years) | | 258-122-2 | .678 | LSU enters 2013 season ranked No. 4 in the Collegiate Baseball newspaper preseason poll |

30-year Head Coaching Record: 1122-614-7 (.646)



“Paul’s strong baseball pedigree is one of his most admirable and valuable traits. He has Louisiana roots. He played at LSU and at UNO. He understands our culture and he appreciates the nuances of our people.”

- SKIP BERTMAN,
FORMER LSU ATHLETICS DIRECTOR
AND HALL OF FAME COACH

Mainieri Records vs. Opponents

| TEAM | WINS | LOSSES | TIE |
|-----------------------|------|--------|-----|
| Air Force | 5 | 0 | 0 |
| Akron | 1 | 0 | 0 |
| Alabama | 17 | 6 | 0 |
| Alcorn State | 4 | 0 | 0 |
| Appalachian State | 1 | 2 | 0 |
| Arizona | 2 | 2 | 0 |
| Arizona State | 1 | 2 | 0 |
| Arkansas | 14 | 7 | 0 |
| Arkansas Little-Rock | 1 | 0 | 0 |
| Army | 8 | 3 | 0 |
| Auburn | 10 | 8 | 0 |
| Ball State | 3 | 4 | 0 |
| Baylor | 1 | 2 | 0 |
| Binghamton | 1 | 0 | 0 |
| Boston College | 23 | 7 | 0 |
| Bowling Green | 9 | 2 | 0 |
| Brown | 2 | 0 | 0 |
| Butler | 7 | 0 | 0 |
| BYU | 4 | 21 | 0 |
| Cal State Fullerton | 3 | 4 | 0 |
| Cameron (OK) | 1 | 0 | 0 |
| Centenary | 6 | 0 | 0 |
| Central Florida | 8 | 2 | 0 |
| Central Michigan | 8 | 4 | 0 |
| Chicago | 1 | 0 | 0 |
| Chicago State | 11 | 1 | 0 |
| Christian Brothers | 2 | 0 | 0 |
| Cincinnati | 4 | 0 | 0 |
| Cleveland State | 7 | 1 | 0 |
| College of Charleston | 0 | 1 | 0 |
| College of Southwest | 4 | 2 | 0 |
| Colorado College | 19 | 0 | 0 |
| Colorado Mines | 2 | 1 | 0 |
| Colorado State | 9 | 6 | 0 |
| Connecticut | 19 | 6 | 1 |
| Creighton | 8 | 7 | 0 |
| Dallas | 1 | 0 | 0 |
| Dartmouth | 3 | 0 | 0 |
| Dayton | 3 | 2 | 0 |
| Denver | 8 | 2 | 0 |
| Detroit | 8 | 0 | 0 |
| Dominican College | 1 | 0 | 0 |
| Duke | 1 | 1 | 0 |
| Duquesne | 7 | 0 | 0 |
| Eastern Illinois | 4 | 0 | 0 |
| Eastern Michigan | 1 | 1 | 0 |
| Evansville | 1 | 1 | 0 |
| Fairfield | 1 | 0 | 0 |
| Florida | 7 | 13 | 0 |
| Florida A&M | 2 | 0 | 0 |
| Florida Atlantic | 2 | 0 | 0 |
| Florida International | 1 | 8 | 0 |
| Florida Memorial | 4 | 0 | 0 |
| Florida State | 3 | 1 | 0 |
| Fort Hays State | 1 | 1 | 0 |
| Fresno State | 1 | 0 | 0 |
| George Washington | 1 | 0 | 0 |
| Georgetown | 30 | 3 | 0 |
| Georgia | 10 | 7 | 1 |
| Georgia Tech | 0 | 2 | 0 |
| Grambling State | 2 | 0 | 0 |
| Harvard | 2 | 0 | 0 |
| Hawaii | 4 | 11 | 0 |
| Hillsdale | 2 | 0 | 0 |
| Holy Cross | 3 | 0 | 0 |
| Illinois | 6 | 3 | 0 |
| Illinois-Chicago | 4 | 1 | 0 |
| Indiana | 5 | 1 | 0 |

| TEAM | WINS | LOSSES | TIE |
|---------------------------|------|--------|-----|
| IUPUI | 5 | 0 | 0 |
| Indiana State | 2 | 1 | 0 |
| Indiana Tech | 4 | 1 | 0 |
| Indianapolis | 2 | 0 | 0 |
| Iowa | 4 | 1 | 0 |
| IPFW | 3 | 0 | 0 |
| Jacksonville | 0 | 1 | 0 |
| James Madison | 1 | 0 | 0 |
| Kansas | 1 | 2 | 0 |
| Kent State | 1 | 1 | 0 |
| Kentucky | 9 | 8 | 1 |
| Lamar | 1 | 0 | 0 |
| Lewis and Clark State | 1 | 0 | 0 |
| Lipscomb | 1 | 2 | 0 |
| Long Beach State | 1 | 1 | 0 |
| Louisiana College | 1 | 0 | 0 |
| Louisiana-Lafayette | 4 | 2 | 0 |
| Louisiana-Monroe | 2 | 0 | 0 |
| Louisville | 2 | 2 | 0 |
| Loyola (LA) | 3 | 0 | 0 |
| Manchester | 6 | 0 | 0 |
| McNeese State | 7 | 0 | 0 |
| Memphis | 2 | 5 | 0 |
| Merchant Marines | 3 | 0 | 0 |
| Metro State | 7 | 2 | 0 |
| Miami (FL) | 2 | 6 | 0 |
| Miami (OH) | 1 | 0 | 0 |
| Michigan | 9 | 6 | 0 |
| Michigan State | 2 | 1 | 0 |
| Minnesota | 3 | 3 | 0 |
| Mississippi State | 16 | 9 | 0 |
| Mississippi Valley State | 4 | 0 | 0 |
| Missouri | 1 | 1 | 0 |
| Navy | 8 | 2 | 1 |
| Nebraska | 1 | 2 | 0 |
| Nevada | 1 | 0 | 0 |
| New Mexico | 9 | 18 | 0 |
| New Mexico Highlands | 5 | 1 | 0 |
| New Mexico State | 2 | 6 | 0 |
| New Orleans | 9 | 10 | 0 |
| Newman | 1 | 0 | 0 |
| Nicholls State | 6 | 1 | 0 |
| North Carolina | 1 | 3 | 0 |
| North Carolina State | 0 | 1 | 0 |
| North Florida | 1 | 1 | 0 |
| Northern Colorado | 10 | 3 | 0 |
| Northern Illinois | 4 | 2 | 0 |
| Northern Iowa | 7 | 1 | 0 |
| Northeastern | 2 | 2 | 0 |
| Northeastern Illinois | 6 | 2 | 0 |
| Northwestern | 2 | 4 | 0 |
| Northwestern State | 6 | 1 | 0 |
| Notre Dame | 0 | 5 | 0 |
| Nova (FL) | 1 | 1 | 0 |
| Oakland (MI) | 10 | 0 | 0 |
| Ohio State | 2 | 1 | 0 |
| Oklahoma | 0 | 1 | 0 |
| Ole Miss | 12 | 10 | 0 |
| Oral Roberts | 2 | 1 | 0 |
| Oregon State | 2 | 0 | 0 |
| University of the Pacific | 1 | 0 | 0 |
| Penn State | 5 | 2 | 0 |
| Pepperdine | 3 | 0 | 0 |
| Pittsburgh | 21 | 8 | 0 |
| Portland | 1 | 0 | 0 |
| Princeton | 2 | 1 | 0 |
| Providence | 7 | 2 | 0 |
| Purdue | 8 | 2 | 0 |

| TEAM | WINS | LOSSES | TIE |
|--------------------------|------|--------|-----|
| Regis | 2 | 1 | 0 |
| Rhodes College | 1 | 0 | 0 |
| Rice | 4 | 0 | 0 |
| Rochester | 1 | 0 | 0 |
| Rutgers | 23 | 14 | 0 |
| Sacred Heart | 2 | 0 | 0 |
| St. John's | 20 | 11 | 0 |
| St. Mary's (Calif.) | 3 | 0 | 0 |
| St. Mary's (Texas) | 1 | 0 | 0 |
| St. Norbert's | 2 | 0 | 0 |
| St. Thomas | 1 | 2 | 0 |
| Sam Houston State | 1 | 0 | 0 |
| San Diego | 1 | 3 | 0 |
| San Diego State | 2 | 15 | 0 |
| San Francisco | 2 | 1 | 0 |
| Seton Hall | 22 | 9 | 0 |
| Siena Heights | 2 | 0 | 0 |
| South Alabama | 1 | 0 | 0 |
| South Carolina | 10 | 4 | 0 |
| South Connecticut | 1 | 0 | 0 |
| South Dakota State | 0 | 1 | 0 |
| South Florida | 4 | 1 | 0 |
| Southeastern Louisiana | 6 | 1 | 0 |
| Southern | 6 | 0 | 0 |
| Southern California | 3 | 2 | 0 |
| Southern Colorado | 2 | 0 | 0 |
| Southern Illinois | 9 | 2 | 0 |
| Southern Miss | 8 | 1 | 0 |
| Southern Utah | 1 | 0 | 0 |
| Southwest Missouri State | 2 | 0 | 0 |
| (Southwest) Texas State | 2 | 1 | 0 |
| Stanford | 0 | 2 | 0 |
| Stetson | 4 | 4 | 0 |
| Stony Brook | 1 | 2 | 0 |
| Tennessee | 8 | 7 | 0 |
| Texas | 2 | 2 | 0 |
| Texas A&M | 1 | 2 | 0 |
| Texas Christian | 0 | 1 | 0 |
| Texas-Pan American | 4 | 4 | 0 |
| Texas-San Antonio | 2 | 3 | 0 |
| Texas Southern | 1 | 0 | 0 |
| Texas Tech | 2 | 1 | 0 |
| Toledo | 10 | 0 | 0 |
| Tulane | 10 | 4 | 0 |
| UC Irvine | 4 | 2 | 0 |
| UCLA | 0 | 1 | 0 |
| UC Santa Barbara | 1 | 0 | 0 |
| Utah | 6 | 19 | 0 |
| Valparaiso | 12 | 1 | 0 |
| Vanderbilt | 6 | 11 | 0 |
| Villanova | 28 | 5 | 1 |
| Virginia | 2 | 1 | 0 |
| Virginia Tech | 6 | 6 | 0 |
| Wake Forest | 5 | 0 | 0 |
| Washington | 2 | 2 | 0 |
| Washington State | 1 | 0 | 0 |
| West Virginia | 23 | 10 | 0 |
| Western Michigan | 8 | 2 | 0 |
| Western New Mexico | 2 | 1 | 0 |
| William & Mary | 3 | 0 | 0 |
| Winthrop | 1 | 0 | 0 |
| Wisconsin-Milwaukee | 7 | 3 | 0 |
| Wright State | 1 | 3 | 0 |
| Wyoming | 10 | 15 | 0 |
| Xavier | 1 | 0 | 0 |
| Yale | 0 | 1 | 0 |



#34 | PITCHING COACH

ALAN Dunn



Alan Dunn, the former minor league pitching coordinator for the Baltimore Orioles, was hired in June 2011 as pitching coach for the LSU baseball program.

Dunn, who has 22 years of experience as a pitching coach on the professional level, has coached over 25 pitchers that have advanced to Major League Baseball.

Last season, Dunn coached LSU first-team all-American Kevin Gausman, who led the SEC in wins (12) and strikeouts (135). Gausman was the No. 4 overall selection in the 2012 MLB Draft by the Orioles. As a staff, the Tigers were No. 1 in the league in strikeouts with 573.

Prior to arriving at LSU, Dunn spent three full seasons and the end of 2007 as Baltimore's major league bullpen coach before becoming the Orioles' minor league pitching coordinator prior to the 2011 season.

Dunn was in his 15th season in the Chicago Cubs organization and his first as minor league pitching coordinator when he was hired in August, 2007 by Orioles manager Dave Trembley. Dunn served as pitching coach at every level from Class A to AAA in his 15 years with the Cubs.

Dunn joined the Cubs in 1992 as a scout before becoming the pitching coach in 1993 for the team's Class A affiliate in Geneva N.Y. He then moved on to other Class A clubs at Peoria, Ill. (1994), Rockford, Ill. (1995-96) and Daytona, Fla. (1997). Dunn served as pitching coach for the AA West Tennessee Diamond Jaxx from 1998 through 2005, where his pitching staffs finished first or second in the Southern League in ERA three times.

Dunn helped lead the Diamond Jaxx to the 2000 Southern League championship, and he coached the only three staffs in Southern League history to record 1,100 strikeouts in a single season. He also coached three individual Southern League ERA champions in 1991, 2000 and 2001.

He was the pitching coach at AAA Iowa in 2006 before becoming the Cubs' minor league pitching coordinator in 2007.



Dunn pitched professionally for two years in the Detroit Tigers farm system. He was the Tigers' fourth-round selection (95th player overall) in the 1983 MLB Draft out of the University of Alabama, where he played for the Crimson Tide's '83 College World Series runners-up team.

He worked as an assistant coach at Vanderbilt in 1991 and 1992 prior to beginning his coaching career at the pro level.

Dunn earned a bachelor's of science degree in physical education from UAB in 1991. He and his wife, Jay, have two children - a son, Davis, and a daughter, Bailey.

2012 MLB Pitchers Coached by Alan Dunn

David Aardsma - New York Yankees
 Scott Downs - Los Angeles Angels
 Kyle Farnsworth - Tampa Bay Rays
 Carlos Marmol - Chicago Cubs
 Sean Marshall - Cincinnati Reds
 Ricky Nolasco - Miami Marlins
 Will Ohman - Chicago White Sox
 Randy Wells - Chicago Cubs
 Carlos Zambrano - Miami Marlins

The Dunn File

Year at LSU: Second
 Birthdate: November 19, 1961
 Hometown: Gadsden, Ala.
 Wife: Jay
 Children: Davis, Bailey
 Alma Mater: UAB, 1991

Playing Career

1981-83 Alabama
 1983-84 Detroit Tigers and New York Mets affiliates

Coaching Experience

2012- LSU (pitching coach)
 2011 Baltimore Orioles Minor League Pitching Coordinator
 2007-2010 Baltimore Orioles Bullpen Coach
 2007 Chicago Cubs Minor League Pitching Coordinator
 2006 Pitching Coach, Iowa Cubs, Pacific Coast League, AAA (Cubs)
 1998-2005 Pitching Coach, West Tennessee Diamond Jaxx, Southern League, AA (Cubs)
 1997 Pitching Coach, Daytona Cubs, Florida State League, A (Cubs)
 1995-96 Pitching Coach, Rockford Cubbies, Midwest League, A (Cubs)
 1994 Pitching Coach, Peoria Chiefs, Midwest League, A (Cubs)
 1993 Pitching Coach, Geneva Cubs, New York-Penn League, A (Cubs)
 1991-92 Assistant Coach, Vanderbilt



Alan and Jay Dunn with daughter Bailey and son Davis.



Javi Sanchez enters his sixth season at LSU after helping lead the Tigers to the 2009 national championship, two College World Series appearances and two SEC titles in the past five seasons. Sanchez worked as LSU's volunteer coach during the 2008 season, and he was promoted to full-time assistant coach on June 26, 2008.

Sanchez serves as the Tigers' hitting coach while supervising the baserunning and working extensively with the LSU catchers. He also works as the Tigers' third-base coach during games.

Sanchez coached the nation's leading hitter in 2012, as outfielder Raph Rhymes batted .431 and earned First-Team All-America and SEC Player of the Year honors. The 2012 LSU lineup tutored by Sanchez led the SEC in runs scored (397) and RBI (368).

Sanchez coached an LSU lineup in 2011 that finished in the Top 5 in the SEC in nine different offensive categories, including runs scored (388, No. 2) and batting average (.303, No. 3). Outfielder Mikie Mahtook flourished under Sanchez's tutelage, earning first-team All-America honors before being selected in the first round of the 2011 MLB Draft by Tampa Bay.

Three of Sanchez's hitters were selected in the first eight rounds of the 2010 MLB Draft - catcher Micah Gibbs (3rd round), outfielder Leon Landry (3rd round) and first baseman Blake Dean (8th round). The 2010 Tigers appeared in the Top 5 of 12 different SEC offensive categories.

Sanchez worked behind the plate for three seasons with Gibbs, a 2010 All-America selection, a 2009 ABCA



Javi Sanchez played four seasons in the Minnesota Twins organization.

#43 | HITTING COACH

JAVI Sanchez



The Sanchez File

| | |
|--------------|---|
| Year at LSU: | Sixth |
| Birthdate: | November 8, 1981 |
| Hometown: | Miami, Fla. |
| Wife: | Michelle (married Dec. 11, 2010) |
| Child: | Valentina (born November 2012) |
| Education: | Notre Dame, 2004 B.S. in business management |

Playing Career

| | |
|---------|----------------------------|
| 2001-04 | Notre Dame |
| 2004-07 | Minnesota Twins affiliates |

Coaching Career

| | |
|-------|-----------------------|
| 2009- | LSU (assistant coach) |
| 2008 | LSU (volunteer coach) |

Gold Glove winner and the starting catcher for the 2008 United States National Team.

Sanchez supervised an LSU lineup in 2009 that produced some of the best offensive numbers in Fighting Tiger history. LSU finished the season No. 2 in the nation in hits (783) and No. 3 in runs (575). The Tigers were also fourth in the nation in walks (350) and eighth in home runs (107).

The 2009 Tigers were No. 1 in the SEC in hits, runs, walks, total bases (1284), RBI (532), doubles (142), triples (19) and stolen bases (114). LSU led the league in hits for the first time since 2004.

Sanchez supervised the development of five players selected in the first 11 rounds of the 2009 MLB Draft - OF Jared Mitchell (1st round), 2B DJ LeMahieu (2nd round), INF Ryan Schimpf (5th round), OF Blake Dean (10th round) and INF/C Sean Ochinco (11th round).

Under Sanchez's direction, the Tiger base runners swiped 114 bases in 2009, marking the most steals by an LSU squad since 1994 (116 steals).

Sanchez came to LSU as volunteer coach in July 2007 after playing four seasons of minor league baseball in the Minnesota Twins organization. He was the Twins' 14th-round draft choice in 2004 as a catcher after playing four seasons (2001-04) under Paul Mainieri at Notre Dame.

Sanchez, a Miami, Fla. native, helped lead the Irish to the 2002 College World Series as Notre Dame's starting shortstop, batting .281 with seven doubles, three triples, five homers, 29 RBI and 50 runs. A second baseman in high school, he was moved to shortstop early in the '02 season after injuries sidelined two other Irish infielders.

Sanchez played the final two seasons of his collegiate career as Notre Dame's starting catcher, earning 2003 Big East Tournament MVP honors. He was also voted to the 2003 NCAA Fullerton Regional all-tournament team.

Sanchez earned third-team all-Big East honors in 2004 while also serving as one of Notre Dame's three team captains.

Sanchez, who owns a business management degree from Notre Dame, completed his pro baseball career in June 2007 with the Fort Myers Miracle, the Twins' Single-A affiliate.



Javi and Michelle Sanchez with daughter Valentina



#52 | ASSISTANT COACH

WILL Davis

The Davis File

| | |
|--------------|--|
| Year at LSU: | Sixth |
| Birthdate: | May 29, 1984 |
| Hometown: | Baton Rouge, La. |
| Education: | LSU, 2007 B.A. in secondary education LSU, 2010 Master's in kinesiology |

Playing Career

2004-07 LSU

Coaching Career

| | |
|-------|--|
| 2009- | LSU (volunteer coach) |
| 2008 | LSU (coordinator of baseball operations) |

Will Davis, a four-year (2004-07) LSU letterman as a catcher, enters his sixth season on the coaching staff after helping lead the Tigers to the 2009 national title, two SEC championships and two College World Series appearances in the past five seasons.

He was promoted to volunteer coach in June 2008 after serving one season as coordinator of baseball operations.

Davis, a Baton Rouge native, coaches the LSU outfielders, and he serves as director of the Paul Mainieri/LSU Baseball Camps. He also works as the staff liaison to the LSU baseball Coaches' Committee (booster club) and as the staff liaison to all former LSU baseball players.


Davis coached in 2012 first-team all-American Raph Rhymes, who led the NCAA in hitting with a .431 average, and all-SEC performer Mason Katz, who launched a team-best 13 home runs.

Davis supervised the development in 2011 of first-team All-American Mikie Mahtook, the first-round MLB Draft selection of the Tampa Bay Rays.

Other prominent Davis pupils include outfielder Leon Landry, the third-round draft selection of the Los Angeles Dodgers in 2010 and outfielder Jared Mitchell, the 2009 first-round draft choice of the Chicago White Sox.

Davis, who earned a secondary education degree from LSU in 2007, was a two-time member of the Southeastern Conference Academic Honor Roll. He earned an LSU master's degree in kinesiology in May 2010.

Davis' father, Randy, was an LSU graduate assistant coach under Skip Bertman from 1988-90, helping lead the Tigers to College World Series appearances in 1989 and 1990. Randy Davis later served as an assistant coach at South Carolina and as head coach at Louisiana Tech.



ROSS Brezovsky

COORDINATOR OF BASEBALL OPERATIONS

Ross Brezovsky, a four-year starting infielder and outfielder at Notre Dame, enters his fifth season as LSU's coordinator of baseball operations.

He was named to the position by coach Paul Mainieri on August 20, 2008.

Brezovsky handles a number of responsibilities, including team travel, budgeting and community relations.

Brezovsky, a product of Barron Collier High School in Naples, Fla., started 220 games for the Irish from 2005-08, finishing with a .289 career batting average, 39 doubles, eight triples, 11 homers, 130 RBI and 138 runs.

Brezovsky received economics and computer applications degrees in May 2008 from Notre Dame.

The Brezovsky File

| | |
|--------------|---------------------------------------|
| Year at LSU: | Fifth |
| Birthdate: | August 26, 1985 |
| Hometown: | Naples, Fla. |
| Education: | Notre Dame, 2008 B.S. in economics |

Playing Career

2005-08 Notre Dame

Coaching Career

2009- LSU (coordinator of baseball operations)



BLAKE Dean

UNDERGRADUATE ASSISTANT COACH

Former LSU All-America first baseman/outfielder Blake Dean joins the coaching staff this season as an undergraduate assistant as he completes his bachelor's degree requirements. Dean, who played at LSU from 2007-10, was one of the all-time best hitters in Fighting Tiger history, finishing No. 2 on the school career total bases list (575), No. 2 on the all-time LSU RBI list (260), No. 2 in career hits (332), No. 3 in career doubles (63), No. 4 in home runs (56) and No. 5 in runs scored (223). The native of Crestview, Fla. was drafted in the eighth round by the Los Angeles Dodgers after his senior season and played in the Dodgers organization before electing to return to school to earn his degree.



JON Michelini
ASSOCIATE ATHLETIC TRAINER

The Michelini File

| | |
|-------------------|------------------------|
| Appointed at LSU: | September 2010 |
| Birthdate: | September 18, 1979 |
| Wife: | Heather |
| Child: | Lillian |
| Hometown: | Oradell, N.J. |
| High School: | River Dell Regional HS |
| College: | Florida, 2001 |
| Postgraduate: | South Alabama, 2004 |

Jon Michelini joined LSU's athletic training staff in the fall of 2010 as the certified trainer for the baseball program, with secondary responsibilities overseeing men's golf and cheerleading.

Michelini came to LSU after spending three years at Auburn as the certified trainer for baseball. Prior to Auburn, Michelini spent three years at Stetson as an assistant athletic trainer, working primarily with men's soccer and baseball.

Prior to joining Stetson, Michelini served as a certified graduate assistant at South Alabama, working with track and field, cross country and baseball. He earned his Master's Degree in Exercise Science from South Alabama in 2004.

Michelini received his Bachelor's of Science in Exercise and Sport Sciences from the University of Florida in 2001. While at Florida, he worked with the baseball team.

Michelini also interned with HealthSouth, Buchholtz High School, Hampton Oaks Sports Medicine Center and Gaither High School.

A native of Oradell, N.J., he is married to the former Heather Quicke of Perry, Fla. The couple resides in Baton Rouge with their daughter, Lillian.



JEREMY Phillips
ASSISTANT STRENGTH & CONDITIONING COORDINATOR

The Phillips File

| | |
|-------------------|---------------------|
| Appointed at LSU: | October 2006 |
| Birthdate: | April 10, 1981 |
| Hometown: | Watkinsville, Ga. |
| High School: | Oconee County HS |
| College: | Georgia Tech, 2004 |
| Postgraduate: | Georgia State, 2006 |

Jeremy Phillips is in his fifth season as a member of the LSU strength and conditioning staff, first arriving in Baton Rouge in October 2006. He left Baton Rouge in the summer of 2009 to pursue another professional opportunity, and he re-joined the LSU staff in the fall of 2011.

He supervises the strength and conditioning regimen of the LSU baseball program, and he also works with the Fighting Tiger football squad. As the baseball strength coach, Phillips has worked with the 2009 National Championship team, two Super Regional champions, three Regional champions, two SEC champions, three SEC Western Division champions and two league tournament champions. He worked with LSU's 2007 football National Champions, and he has been a part of two SEC football championship squads.

Phillips, an offensive tackle at Georgia Tech from 2000-03, came to LSU from the University of Georgia, where he assisted with coordination of the football strength and conditioning program.

Prior to working at Georgia, he served as an assistant at Georgia Tech (2003-06), where implemented the football strength and conditioning program while also serving as an assistant offensive line coach.

Phillips received a bachelor's degree in management from Georgia Tech in 2004, and he earned a master's degree in exercise science from Georgia State in 2006.

He collaborated with three other authors to produce an article published in Strength and Conditioning Research Journal entitled "Metabolic and thermoregulatory responses to a simulated football practice in the heat."



Bill Franques
PUBLICIST/STADIUM
ANNOUNCER



Becca Hubbard
ACADEMIC SUPERVISOR



Virginia Robertson
SECRETARY



Eric Fasbender
GROUNDSKEEPER



Jason Anderson
GROUNDSKEEPER



Shay Dubois
EQUIPMENT MANAGER



Pat Fox
EQUIPMENT MANAGER



Andre Legrand
EQUIPMENT MANAGER



Matt Fury
EQUIPMENT MANAGER



Paul Marcello
EQUIPMENT MANAGER



Jacob Marino
EQUIPMENT MANAGER



Kelsey Schexnayder
STUDENT SECRETARY



Alex Thompson
STUDENT SECRETARY



Jenna Nicol
STUDENT TRAINER



Will Payne
STUDENT TRAINER

2012 Season Notebook

Highlights

LSU No. 9 in Final Rankings

LSU finished No. 9 in the final Baseball America and Collegiate Baseball rankings, marking the Tigers' third Top 10 finish in the past five seasons.

The 2012 Tigers posted a 47-18 record and won the Southeastern Conference championship, LSU's second SEC title in the past four seasons. The Tigers were the No. 7 national seed in the NCAA Tournament, winning a Regional in Alex Box Stadium before playing host to a Super Regional.

LSU was 7-2 on the year against three SEC teams that advanced to the College World Series - Arkansas, Florida and South Carolina. The Tigers won two of three games at Florida and at South Carolina when both the Gators and Gamecocks were ranked No. 1 in at least one national poll.

LSU swept three games from Arkansas in Alex Box Stadium when the Razorbacks were rated No. 3 in the country.

The 2012 Tigers also were undefeated in midweek non-conference games for the first time in school history, and LSU captured its third SEC Western Division title in the past five seasons.

Rhymes, Gausman Earn First-Team All-America Recognition

LSU outfielder Raph Rhymes and pitcher Kevin Gausman were named first-team all-Americans in 2012 by Collegiate Baseball newspaper and by the American Baseball Coaches Association.

Rhymes, the 2012 Southeastern Conference Player of the Year, finished the year hitting an NCAA-leading .431 (100-for-232), establishing an LSU record for single-season batting average. He recorded 11 doubles, four homers, 53 RBI, a .530 slugging percentage and a .489 on-base percentage.

Gausman, the No. 4 overall selection in the 2012 MLB Draft by the Baltimore Orioles, led the SEC in strikeouts with 135, and he recorded a 12-2 mark with a 2.77 ERA.

LSU and Florida State were the only schools in the nation to place two players on the 2012 ABCA first-team all-America squad.

Twenty-three LSU baseball players have earned first-team all-America honors, including five Tigers during coach Paul Mainieri's six-year tenure. Along with Rhymes and Gausman, Mainieri's LSU first-team all-Americans include first baseman/outfielder Blake Dean (2008), pitcher Louis Coleman (2009) and outfielder Mikie Mahtook (2011).

The recognition for Rhymes and Gausman marks the first time LSU has had two first-team all-Americans in the same season since 1998, when first baseman Eddy Furniss and catcher Brad Cresse earned the distinction.

Other seasons in which LSU has had two first-team all-Americans include 1997 (shortstop Brandon Larson and pitcher

Patrick Coogan), 1996 (first baseman Eddy Furniss and pitcher Eddie Yarnall) and 1994 (second baseman Todd Walker and shortstop Russ Johnson).

Austin Nola Receives Second-Team All-America Designation

LSU senior shortstop Austin Nola was named to the 2012 Perfect Game second-team All-America squad, and he received second-team All-America recognition from Lowe's Senior CLASS Award.

Nola, a four-year starter at shortstop for the Tigers, batted .299 (66-for-221) in 2012 with 16 doubles, one triple, four homers and 43 RBI. One of the nation's top defensive players, he committed only five errors in 246 chances.

The Baton Rouge native started in 219 games during his stellar LSU career, and he was selected in the fifth round of the MLB Draft earlier this month by the Miami Marlins.

Nola, who received his LSU degree in sports administration, was a two-time member of the SEC Academic Honor Roll, and he was twice named to the SEC Community Service Team.

He was a finalist for the 2012 Lowe's Senior CLASS Award, which is presented annually to the senior baseball player who excels in four areas - community, classroom, character and competition.

Aaron Nola Named Freshman All-American

LSU right-hander Aaron Nola was named a 2012 first-team Freshman All-American by Perfect Game and by Collegiate Baseball newspaper.

Nola, a product of Catholic High School in Baton Rouge, was 7-4 in 2012 with a 3.61 ERA in 19 appearances (16 starts). He worked 89.2 innings, allowing 36 earned runs with seven walks and 89 strikeouts.

Of Nola, Perfect Game's Kendall Rogers wrote, "he only got better as the season progressed, touching 94-95 mph by the end of the season."

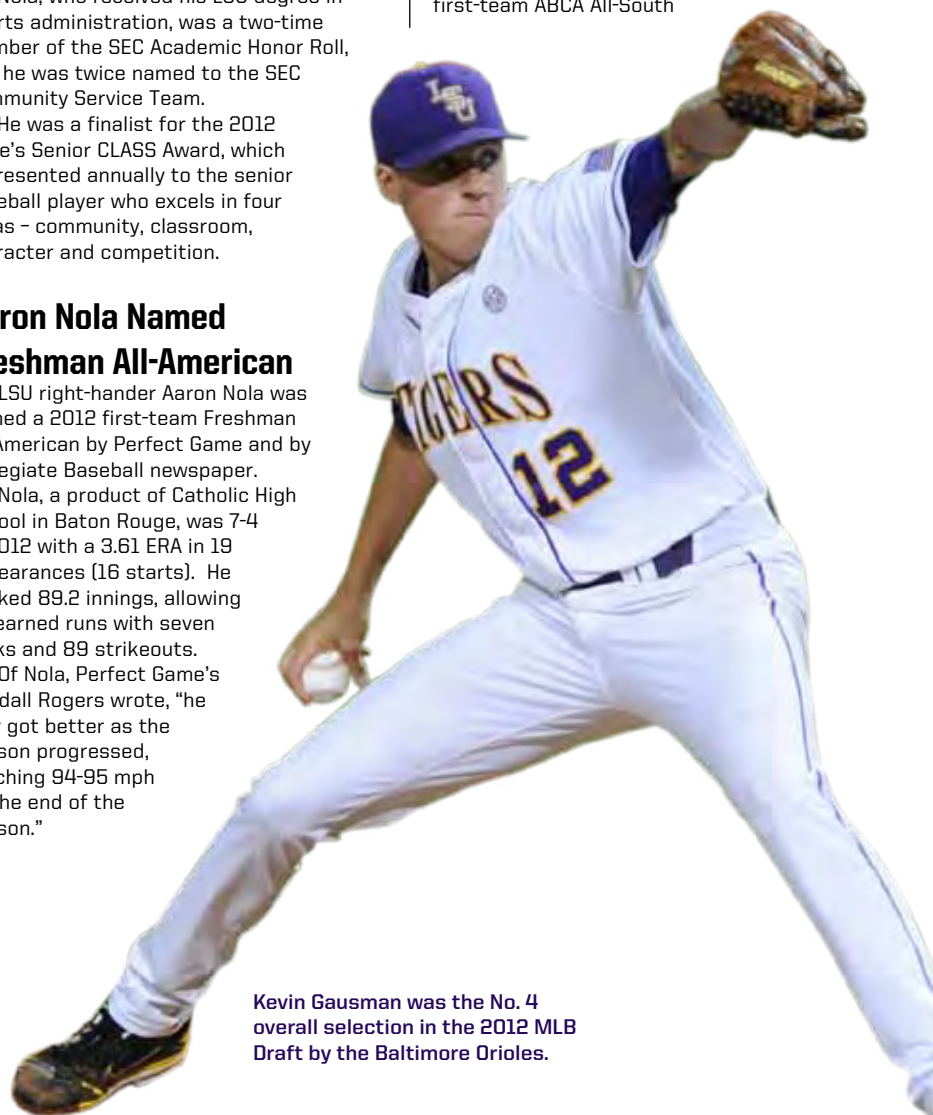
Nola was named to the NCAA Baton Rouge Regional All-Tournament Team after defeating Louisiana-Monroe in a first-round game. He pitched eight innings in that contest, limiting the Warhawks to one run on four hits with one walk and a career-high 10 strikeouts.

Nola was voted to the Freshman All-SEC Team by the league's coaches, and he received All-Louisiana recognition from the state's sportswriters association.

LSU has had a player named to a Freshman All-America team in six of the past seven seasons.

Katz Receives All-SEC Accolades for Second Straight Year


LSU outfielder/first baseman Mason Katz, a native of Harahan, La., earned 2012 second-team All-SEC recognition for the second consecutive season. He also received 2012 first-team ABCA All-South




Kevin Gausman was the No. 4 overall selection in the 2012 MLB Draft by the Baltimore Orioles.



Austin Nola started 219 games at shortstop during his stellar LSU career.



Tyler Hanover is LSU's all-time leader in sacrifice bunts with 37.



Nick Goody made 35 appearances, recording 11 saves and 45 strikeouts in 33.2 innings.

Region honors after hitting .320 on the year with 15 doubles, one triple, 13 homers and 52 RBI. Katz led the SEC in runs scored (65), and he was No. 3 in the league in home runs, No. 4 in slugging percentage (.552), No. 4 in total bases (133) and No. 6 in RBI.

Katz competed in July in the TD Ameritrade Home Run Derby in Omaha, Neb., advancing to the final round. Fresno State's Aaron Judge defeated Katz and Virginia Tech's Tyler Horan to become the third Home Run Derby champion in front of 22,403 people at TD Ameritrade Park.

With only one out remaining and trailing by three in the final round, Judge blasted four consecutive home runs plus the bonus ball - worth two - to earn the title over Horan and Katz. After the first two rounds, Katz led with a combined 12 home runs; Judge and Horan tied with eight, setting up the three-player final.

Gausman Selected No. 4 Overall in MLB Draft

LSU sophomore right-hander Kevin Gausman (11-1, 2.72 ERA) was selected No. 4 overall by the Baltimore Orioles in the 2012 Major League Baseball First-Year Player Draft. Gausman, a first-team all-American and first-team all-SEC performer from Centennial, Colo., was the first pitcher chosen in the draft.

Gausman, a Golden Spikes Award semifinalist, became the second-highest draft choice in LSU baseball history, and he was the 16th LSU player to be chosen in the first round. Including compensatory selections, LSU has produced 13 first-round picks since

1989, when pitcher Ben McDonald was the first overall selection by the Orioles.

The selection of Gausman marks the fourth straight season an LSU player has been chosen in the first round of the MLB Draft. Outfielder Jared Mitchell was the 23rd overall selection in 2009 by the Chicago White Sox, pitcher Anthony Ranaudo was the 39th overall choice in 2010 by the Boston Red Sox, and outfielder Mikie Mahtook was the 31st overall selection in 2011 by the Tampa Bay Rays.

Gausman was the sixth-round selection of the Los Angeles Dodgers in 2010 after his senior season at Grandview High School; however, he elected to enroll at LSU instead of signing a pro contract.

Gausman is the highest-drafted player produced by LSU coach Paul Mainieri in his 30-year collegiate career. While at Notre Dame, Mainieri coached pitcher Brad Lidge, the No. 17 overall choice (Houston Astros) in the 1998 draft, and pitcher Aaron Heilman, the No. 18 overall selection (New York Mets) in the 2001 draft.

Four Other LSU Players Selected by MLB Clubs

LSU shortstop Austin Nola and pitcher Nick Goody were selected during Day 2 of the 2012 Major League Baseball Draft, and outfielder Raph Rhymes and infielder Tyler Hanover were chosen on Day 3.

Nola, a senior from Baton Rouge, was chosen in the fifth round by the Miami Marlins. Goody, a junior from Orlando, Fla., was selected in the sixth round by the New York

Yankees. Rhymes, a junior from Monroe, La., was chosen in the 30th round by the Yankees, and Hanover, a senior from Kernersville, N.C., was selected in the 33rd round by the Detroit Tigers.

Each player was selected in last season's draft and significantly improved his draft status during the 2012 season. Nola was selected in the 31st round of the 2011 draft by the Toronto Blue Jays; Goody was selected in the 22nd round by the Yankees; Rhymes was chosen in the 40th round by the Pittsburgh Pirates, and Hanover was selected in the 40th round by the Yankees.

Nola, a four-year starter for LSU, batted .299 in 2012 with 16 doubles, one triple, four homers and 43 RBI. He was named the Most Outstanding Player last week of the NCAA Baton Rouge Regional.

Goody, in his first season at LSU after transferring from State College of Florida, had 11 saves, four walks and 45 strikeouts in 35 appearances as the Tigers' closer.

Rhymes, the 2012 SEC Player of the Year and a First-Team All-American, led the nation in hitting with a .431 (100-for-232) average. He produced 11 doubles, four homers and 53 RBI.

Hanover completed his career No. 10 in LSU career annals with 272 hits, and he is the Tigers' all-time leader in sacrifice bunts with 37. He batted .281 (63-for-224) in 2012 with 13 doubles, one homer and 28 RBI.

Feb 17, 2012 at Baton Rouge, La.

Air Force.....100 000 010 - 2 6 2 (0-2)
 LSU.....540 100 00X - 10 8 0 (1-0)

WP-Kevin Gausman (1-0) LP-BERTELSON, Ben (0-1) T-2:21
 A-11376
 HR AF - CUSTONS, Garrett (1)
 Actual Attendance: 8006

Feb 18, 2012 at Baton Rouge, La.

Alcorn State.....000 000 000 - 0 5 3 (1-1)
 LSU.....326 016 10X - 19 14 0 (2-0)

WP-Ryan Eades (1-0) LP-WILLIAMS,Troy (0-1) T-2:48 A-9881
 HR LSU - Beau Didier (1)
 Actual Attendance: 2,266

Feb 19, 2012 at Baton Rouge, La.

Air Force.....000 000 000 - 0 4 2 (1-3)
 LSU.....000 300 01X - 4 9 2 (3-0)

WP-Kurt McCune (1-0) LP-CECI, Michael (0-1) T-2:09 A-10341
 Actual attendance: 5,078

Feb 22, 2012 at Baton Rouge, La.

McNeese State.....012 000 100 - 4 11 2 (1-2)
 LSU.....022 105 10X - 11 15 0 (4-0)

WP-Cody Glenn (1-0) LP-Sampere,Ryan (0-1) T-2:38 A-10265
 HR LSU - Grant Dozar (1)
 Actual Attendance: 4,025

Feb 24, 2012 at Baton Rouge, La.

Appalachian State 000 000 000 - 0 4 2 (2-2)
 LSU.....011 101 00X - 4 9 2 (5-0)

WP-Kevin Gausman (2-0) LP-Seth Grant (0-1) T-2:24 A-10707
 Actual attendance: 5,585

Feb 25, 2012 at Baton Rouge, La.

Appalachian State 000 100 000 - 1 5 0 (3-2)
 LSU.....000 000 000 - 0 3 0 (5-1)

WP-Ryan Arrowood (1-0) Save-Nathan Hyatt(2) LP-Ryan Eades (1-1)
 T-2:08 A-10611
 HR ASU - Daniel Kassouf (2)
 Actual Attendance: 5,601

Feb 26, 2012 at Baton Rouge, La.

Appalachian State 112 100 222 - 11 14 0 (4-2)
 LSU.....000 000 001 - 1 4 2 (5-2)

WP-Rob Marcelllo (2-0) LP-Kurt McCune (1-1) T-2:31 A-9942
 Actual Attendance: 4,283

Feb 28, 2012 at Baton Rouge, La.

Grambling State.....013 004 020 - 10 15 2 (5-3)
 LSU.....060 410 33X - 17 19 1 (6-2)

WP-Joe Broussard (1-0) LP-DELEON,J (0-2) T-3:19 A-9651
 Actual Attendance: 2,660

Feb 29, 2012 at Lake Charles, La.

LSU.....230 000 518 - 19 16 2 (7-2)
 McNeese State.....000 031 105 - 10 14 2 (2-6)

WP-Aaron Nola (1-0) LP-Miller,Caleb (1-2) T-3:07 A-2289
 HR LSU - Mason Katz (1)
 HR MCN - Guillotee,Andrew (1), Drake,Taylor (2)

March 2, 2012 at Baton Rouge, La.

Dartmouth.....020 011 000 - 4 10 0 (0-1)
 LSU.....101 014 10X - 8 13 2 (8-2)

WP-Kevin Gausman (3-0) LP-Concato, Louis (0-1) T-2:30 A-9956
 HR LSU - Mason Katz (2)
 Actual Attendance: 4,245

March 3, 2012 at Baton Rouge, La.

Dartmouth.....000 001 101 - 3 8 5 (0-2)
 LSU.....000 408 13X - 16 15 1 (9-2)

WP-Ryan Eades (2-1) LP-Horacek, Mitch (0-1) T-2:34 A-10133
 HR LSU - Mason Katz (3)
 Actual Attendance: 4,025

March 4, 2012 at Baton Rouge, La.

Dartmouth.....000 021 100 - 4 10 1 (0-3)
 LSU.....102 000 101 - 5 13 0 (10-2)

WP-Chris Cotton (1-0) LP-Olson, Thomas (0-1) T-2:37 A-9925
 Actual Attendance: 4,175

March 6, 2012 at New Orleans, La.

LSU.....020 100 011 - 5 12 0 (11-2)
 Tulane.....000 000 000 - 0 3 0 (10-3)

WP-Aaron Nola (2-0) LP-Alex Byo (1-2) T-2:03 A-5063

March 9, 2012 at Baton Rouge, La.

Michigan.....000 000 000 - 0 2 0 (6-7)
 LSU.....000 400 02X - 6 12 0 (12-2)

WP-Kevin Gausman (4-0) LP-Sinnery, Brandon (0-1) T-2:05
 A-10237
 Actual Attendance: 4,353

March 10, 2012 at Baton Rouge, La.

Michigan.....001 200 010 - 4 11 2 (6-9)
 LSU.....100 110 30X - 6 7 0 (13-2)

WP-Ryan Eades (3-1) Save-Nick Goody(1) LP-Ogden, Matt (0-1)
 T-2:35 A-11204
 HR MICH - O'Neill, Michael (6), Crank, Coley (3), Delaney, Dylan (1)
 HR LSU - Jared Foster (1)
 Actual Attendance: 7,062
 Michigan head coach Rich Maloney was ejected in bottom of 7th.

March 11, 2012 at Baton Rouge, La.

Notre Dame.....003 200 200 - 7 11 2 (7-5)
 LSU.....000 000 010 - 1 8 1 (13-3)

WP-FITZGERALD, Sean (2-1) LP-Kurt McCune (1-2) T-2:16 A-10347
 Actual Attendance: 5,425

March 14, 2012 at Baton Rouge, La.

Northwestern State 000 000 000 - 0 6 4 (5-11)
 LSU.....230 070 10X - 13 12 1 (14-3)

WP-Aaron Nola (3-0) LP-Funk, AJ (0-1) T-3:00 A-10083
 Actual Attendance: 3,838

March 16, 2012 at Baton Rouge, La.

Mississippi State.....010 000 000 1 - 2 5 0 (14-6)
 LSU.....100 000 000 2 - 3 7 1 (15-3)

WP-Nick Goody (1-0) LP-Caleb Reed (0-3) T-2:54 A-10830
 HR MSTATE - Mitch Slaughter (1)
 Actual Attendance: 7,072

March 17, 2012 at Baton Rouge, La.

Mississippi State.....001 000 011 - 3 10 0 (14-7)
 LSU.....200 101 00X - 4 4 0 (16-3)

WP-Ryan Eades (4-1) Save-Nick Goody(2) LP-Nick Routt (1-2)
 T-2:41 A-11137
 HR MSTATE - Trey Porter (4)
 HR LSU - Mason Katz (4)
 Actual Attendance: 7,504

March 18, 2012 at Baton Rouge, La.

Mississippi State.....500 001 010 - 7 9 0 (15-7)
 LSU.....000 001 000 - 1 10 3 (16-4)

WP-Kendall Graveman (2-0) LP-Aaron Nola (3-1) T-2:13 A-10610
 HR MSTATE - Wes Rea (2)
 Actual Attendance: 6,424

March 20, 2012 at Baton Rouge, La.

Southern.....031 010 000 - 5 9 2 (9-11)
 LSU.....331 120 32X - 15 18 2 (17-4)

WP-Joe Broussard (2-0) LP-THIGPEN,John (1-2) T-2:59 A-9638
 HR SUBR - MCGRIFF,Cameron (3)
 HR LSU - Tyler Moore (1), Jackson Slaid (1)
 Actual Attendance: 1,787

March 23, 2012 at Auburn, Ala.

LSU.....000 002 010 - 3 7 1 (17-5)
 Auburn.....000 200 11X - 4 10 3 (14-8)


WP-Slade Smith (1-3) Save-Justin Bryant(3) LP-Kurt McCune (1-3)
 T-3:04 A-3349
 HR LSU - JaCoby Jones (1)



Alex Edward



Joey Bourgeois



Chris Cotton

March 24, 2012 at Auburn, Ala.

LSU002 000 000 0 - 2 11 0 (17-6)
 Auburn.....100 000 010 1 - 3 9 2 (15-8)

WP-Slade Smith (2-3) LP-Joey Bourgeois (0-1) T-3:10 A-4138

March 25, 2012 at Auburn, Ala.

LSU000 300 001 - 4 9 0 (18-6)
 Auburn.....000 002 100 - 3 8 2 (15-9)

WP-Chris Cotton (2-0) Save-Kurt McCune(1) LP-Trey Cochran-Gill (1-1) T-2:37 A-3610
 HR AU - Ryan Tella (1)

March 28, 2012 at Baton Rouge, La.

Louisiana-Lafayette 000 000 000 - 0 3 3 (13-11)
 LSU 203 000 00X - 5 6 0 (19-6)

WP-Joe Broussard (3-0) LP-Robichaux, Austin (0-3) T-2:29 A-11043
 HR LSU - Mason Katz (5), Grant Dozar (2)
 Rain Delay of 1 hour, 17 minutes in the bottom of the 3rd inning.
 Actual Attendance: 6,203

March 30, 2012 at Baton Rouge, La.

Arkansas005 000 100 - 6 8 1 (22-4)
 LSU023 140 00X - 10 17 1 (20-6)

WP-Kevin Gausman (5-0) LP-Cade Lynch (0-1) T-3:24 A-11095
 HR LSU - Raph Rhymes (1), Ty Ross (1), Tyler Hanover (1)
 Actual Attendance: 7,302

March 31, 2012 at Baton Rouge, La.

Arkansas010 000 000 - 1 5 1 (22-5)
 LSU100 000 001 - 2 8 0 (21-6)

WP-Chris Cotton (3-0) LP-Barrett Astin (2-1) T-2:39 A-11710
 Actual Attendance: 8,263

April 1, 2012 at Baton Rouge, La.

Arkansas010 000 100 00 - 2 5 1 (22-6)
 LSU101 000 000 01 - 3 11 0 (22-6)

WP-Joey Bourgeois (1-1) LP-Barrett Astin (2-2) T-3:13 A-10686
 HR AR - Dominic Ficociello (3), Derrick Bleeker (3)
 Actual Attendance: 6,411

April 3, 2012 at Baton Rouge, La.

Louisiana College...100 100 000 - 2 4 3 (10-15)
 LSU014 140 00X - 10 15 0 (23-6)

WP-Brent Bonvillain (1-0) LP-Greg Uzee (1-4) T-2:37 A-10620
 Actual Attendance: 3,016

April 5, 2012 at Gainesville, Fla.

LSU300 300 010 - 7 11 3 (24-6)
 Florida.....020 100 120 - 6 12 1 (24-6)

WP-Kurt McCune (2-3) Save-Nick Goody(3) LP-Brian Johnson (4-1) T-2:56 A-4487

April 6, 2012 at Gainesville, Fla.

LSU000 000 000 - 0 4 1 (24-7)
 Florida002 000 41X - 7 11 0 (25-6)

WP-Jonathon Crawford (3-1) LP-Kevin Gausman (5-1) T-2:38 A-5793

April 7, 2012 at Gainesville, Fla.

LSU110 300 210 - 8 15 2 (25-7)
 Florida214 000 000 - 7 8 2 (25-7)

WP-Brent Bonvillain (2-0) Save-Nick Goody(4) LP-Austin Maddox (2-2) T-2:51 A-6108
 HR UF - Nolan Fontana (6)

April 10, 2012 at Baton Rouge, La.

Alcorn State.....001 000 100 - 2 6 2 (7-26)
 LSU010 020 22X - 7 8 0 (26-7)

WP-Joe Broussard (4-0) LP-POMERLEE,Cedric (0-4) T-2:25 A-9880
 HR ALCNBASE - GONZALEZ,Eduardo (6)
 HR LSU - Mason Katz (6), Jordy Snikeris (1)
 Actual Attendance: 3,326

April 11, 2012 at Metairie, La.

Southern Mississippi 200 000 001 - 3 8 3 (19-13)
 LSU 401 003 00X - 8 4 1 (27-7)

WP-Aaron Nola (4-1) LP-Taylor Nunez (1-3) T-3:07 A-7994

April 13, 2012 at Baton Rouge, La.

Alabama.....101 000 000 - 2 6 0 (13-21)
 LSU301 600 00X - 10 9 0 (28-7)

WP-Kevin Gausman (6-1) LP-Trey Pilkington (1-3) T-2:19 A-11009
 HR LSU - Mason Katz (7), Austin Nola (1)
 Actual Attendance: 8,156

April 14, 2012 at Baton Rouge, La.

Alabama.....000 000 010 - 1 2 0 (13-22)
 LSU200 001 04X - 7 11 1 (29-7)

WP-Ryan Eades (5-1) LP-Justin Kamplain (1-3) T-2:24 A-11505
 Actual Attendance: 8,618

April 15, 2012 at Baton Rouge, La.

Alabama.....100 000 000 - 1 5 2 (13-23)
 LSU 130 000 10X - 5 9 0 (30-7)

WP-Aaron Nola (5-1) LP-Jon Keller (1-2) T-2:12 A-10748
 HR UA - Jared Reaves (3)
 Actual Attendance: 6,581

April 18, 2012 at Baton Rouge, La.

Lamar201 010 000 - 4 8 0 (13-22)
 LSU200 101 10X - 5 10 0 (31-7)

WP-Chris Cotton (4-0) Save-Nick Goody(5) LP-Coram, Ben (1-2) T-3:02 A-10118
 HR LU - Johnson, Darian (3)
 Actual Attendance: 3,768

April 20, 2012 at Lexington, Ky.

LSU200 120 000 - 5 10 1 (32-7)
 Kentucky.....010 201 000 - 4 10 2 (33-6)

WP-Kevin Gausman (7-1) Save-Nick Goody(6) LP-Taylor Rogers (4-2) T-2:55 A-3785
 HR LSU - Tyler Moore (2)

April 21, 2012 at Lexington, Ky.

LSU100 000 000 - 1 8 1 (32-8)
 Kentucky200 400 20X - 8 11 1 (34-6)

WP-Jerad Grundy (4-1) Save-Alex Phillips(3) LP-Ryan Eades (5-2) T-2:32 A-2625
 HR UK - Austin Cousino (7), Luke Maile (11)

April 22, 2012 at Lexington, Ky.

LSU010 202 010 - 6 10 0 (32-9)
 Kentucky.....003 103 00X - 7 11 1 (35-6)

WP-Tim Peterson (3-0) Save-Alex Phillips(4) LP-Joey Bourgeois (1-2) T-2:56 A-3086
 HR LSU - Raph Rhymes (2)
 HR UK - Zac Zellars (5)

April 25, 2012 at Baton Rouge, La.

Southeastern La...100 001 010 - 3 4 1 (28-14)
 LSU004 000 00X - 4 7 0 (33-9)

WP-Brent Bonvillain (3-0) Save-Nick Goody(7) LP-Janway, Josh (2-3) T-2:37 A-11025
 Actual Attendance: 5,822

April 27, 2012 at Baton Rouge, La.

Georgia012 020 000 - 5 12 0 (24-19)
 LSU120 100 02X - 6 11 2 (34-9)

WP-Chris Cotton (5-0) Save-Nick Goody(8) LP-Bryan Benzor (4-4) T-3:02 A-11115
 HR LSU - JaCoby Jones (2), Austin Nola (2)
 Actual Attendance: 7,797

April 28, 2012 at Baton Rouge, La.

Georgia202 000 000 - 4 7 1 (24-20)
 LSU200 000 06X - 8 11 3 (35-9)

WP-Joey Bourgeois (2-2) LP-Blake Dieterich (3-3) T-2:55 A-11676
 HR UGA - Curt Powell (2)
 HR LSU - Mason Katz (8), Raph Rhymes (3)
 Actual Attendance: 8,607



Tyler Moore



Chris Sciambra



Nick Rumbelow

April 29, 2012 at Baton Rouge, La.

Georgia000 400 010 - 5 14 2 (25-20)
 LSU101 100 000 - 3 9 0 (35-10)

WP-Jay Swinford (1-1) Save-Earl Daniels(1) LP-Aaron Nola (5-2)
 T-2:52 A-10753
 HR UGA - Justin Bryan (2)
 HR LSU - Ty Ross (2)
 Actual Attendance: 6,673

May 1, 2012 at Baton Rouge, La.

Tulane.....000 110 030 - 5 12 2 (29-16)
 LSU010 116 00X - 9 11 2 (36-10)

WP-Brent Bonvillain (4-0) LP-Alex Byo (6-4) T-3:02 A-10563
 HR LSU - Austin Nola (3)
 Actual Attendance: 5,464

May 4, 2012 at Oxford, Miss.

LSU011 000 010 000 1 - 4 11 0 (37-10)
 Ole Miss.....000 001 200 000 0 - 3 10 0 (30-17)

WP-Joey Bourgeois (3-2) Save-Nick Goody(9) LP-R.J. Hively (5-3)
 T-4:17 A-9511
 HR LSU - Tyler Moore (4), Grant Dozar (4)
 HR OM - Matt Snyder (12)

May 5, 2012 at Oxford, Miss.

LSU000 400 000 - 4 7 1 (37-11)
 Ole Miss.....100 301 20X - 7 12 0 (31-17)

WP-Tanner Bailey (2-1) Save-Brett Huber(8) LP-Kurt McCune (2-4)
 T-2:57 A-9040
 HR OM - Zach Kirksey (12), Auston Bousfield (1)

May 6, 2012 at Oxford, Miss.

LSU020 505 000 - 12 13 1 (38-11)
 Ole Miss.....002 000 100 - 3 10 0 (31-18)

WP-Aaron Nola (6-2) LP-Dylan Chavez (3-4) T-2:53 A-7650
 HR LSU - Austin Nola (4), Mason Katz (9), Ty Ross(3),JaCoby Jones(3)
 HR OM - Auston Bousfield (2)

May 11, 2012 at Baton Rouge, La.

Vanderbilt001 000 000 - 1 5 1 (24-25)
 LSU020 000 00X - 2 5 0 (39-11)

WP-Kevin Gausman (8-1) LP-TJ Pecoraro (0-4) T-2:08 A-10653
 Actual Attendance: 6,535

May 12, 2012 at Baton Rouge, La.

Vanderbilt001 002 120 - 6 12 0 (25-25)
 LSU000 001 020 - 3 10 1 (39-12)

WP-Sam Selman (8-3) Save-Will Clinard(3) LP-Aaron Nola (6-3)
 T-3:35 A-11130
 Actual Attendance: 7,087

May 13, 2012 at Baton Rouge, La.

Vanderbilt020 010 001 1 - 5 12 1 (26-25)
 LSU002 100 010 0 - 4 6 0 (39-13)

WP-Will Clinard (6-2) LP-Nick Goody (1-1) T-3:21 A-10794
 HR VU - Mike Yastrzemski (5)
 Actual Attendance: 5,797

May 15, 2012 at Baton Rouge, La.

Nicholls State.....011 000 004 - 6 11 3 (25-26)
 LSU005 003 01X - 9 12 1 (40-13)

WP-Kurt McCune (3-4) LP-Wisecarver, Mike (1-7) T-2:44 A-11183
 HR LSU - Mason Katz (10)
 Actual Attendance: 6,050

May 18, 2012 at Columbia, S.C.

LSU100 110 002 - 5 12 0 (41-13)
 South Carolina.....000 100 001 - 2 5 0 (38-14)

WP-Kevin Gausman (9-1) LP-Michael Roth (5-1) T-2:19 A-7914
 HR LSU - Mason Katz (11), Jordy Snikeris (2)

May 18, 2012 at Columbia, S.C.

LSU101 010 010 - 4 11 0 (41-14)
 South Carolina.....000 004 10X - 5 8 1 (39-14)

WP-Tyler Webb (5-0) Save-Matt Pricel(9) LP-Aaron Nola (6-4)
 T-3:00 A-8242
 HR SC - Christian Walker (10)

May 19, 2012 at Columbia, S.C.

LSU100 000 000 2 - 3 7 0 (42-14)
 South Carolina.....001 000 000 1 - 2 9 0 (39-15)

WP-Chris Cotton (6-0) Save-Nick Goody(10) LP-Evan Beal (3-4)
 T-3:08 A-8242

May 23, 2012 at Hoover, Ala.

Mississippi State..002 001 000 - 3 8 1 (36-21)
 LSU000 020 000 - 2 5 0 (42-15)

WP-C. Stratton(11-1) Save-J. Holder(8)LP-Joe Broussard (4-1)
 T-2:33 A-7019

May 24, 2012 at Hoover, Ala.

LSU201 001 052 - 11 17 0 (43-15)
 Ole Miss.....010 001 000 - 2 8 1 (35-24)

WP-Kevin Gausman (10-1) LP-Tanner Bailey (2-2) T-3:09 A-6798
 HR LSU - Jordy Snikeris (3)

May 25, 2012 at Hoover, Ala.

LSU210 000 000 0 - 3 8 0 (43-16)
 Mississippi State..000 000 012 1 - 4 10 1 (37-22)

WP-Jonathan Holder (2-0) LP-Nick Goody (1-2) T-3:17 A-9067

June 1, 2012 at Baton Rouge, La.

ULM001 000 000 - 1 4 2 (31-29)
 LSU001 000 30X - 4 6 0 (44-16)

WP-Aaron Nola (7-4) Save-Chris Cotton(1) LP-Zeigler, Randy (5-7)
 T-2:23 A-10989
 Actual Attendance: 9,902

June 2, 2012 at Baton Rouge, La.

Oregon State001 000 000 - 1 7 2 (39-19)
 LSU022 001 02X - 7 8 0 (45-16)

WP-Kevin Gausman (11-1) LP-Child, Dan (6-4) T-3:16 A-11535
 Actual Attendance: 10,367

June 3, 2012 at Baton Rouge, La.

LSU300 000 101 1 - 6 7 1 (46-16)
 Oregon State110 102 000 0 - 5 10 4 (40-20)

WP-Chris Cotton (7-0) Save-Nick Goody(11) LP-Davis, Dylan (1-1)
 T-3:38 A-11036
 HR LSU - Raph Rhymes (4)
 Actual Attendance: 8,978

June 8, 2012 at Baton Rouge, La.

Stony Brook.....020 000 000 110 - 4 14 3 (50-13)
 LSU000 000 101 111 - 5 9 1 (47-16)

WP-Kevin Gausman (12-1) LP-Vanderka, Frankie (2-3) T-4:11
 A-11207
 HR SBU - Goldstein, Steven (4), Intagliata, Sal (2)
 HR LSU - JaCoby Jones (4), Mason Katz (12), Tyler Moore (4)
 Actual Attendance: 9,222
 Rain delay began at 3:08 pm
 Game resumed at 10:06 am on Saturday, June 9.

June 9, 2012 at Baton Rouge, La.

LSU000 001 000 - 1 3 0 (47-17)
 Stony Brook.....002 010 00X - 3 6 2 (51-13)

WP-Johnson, Tyler (12-1) LP-Kevin Gausman (12-2) T-2:26
 A-11468
 HR SBU - Courtney, Kevin (4)
 Actual Attendance: 9,446


June 10, 2012 at Baton Rouge, La.

Stony Brook.....103 200 010 - 7 15 1 (52-13)
 LSU100 000 100 - 2 3 2 (47-18)

WP-Vanderka, Frankie (3-3) LP-Ryan Eades (5-3) T-3:08 A-11976
 HR LSU - Mason Katz (13)
 Actual Attendance: 10,620
 Paid attendance is an Alex Box Stadium postseason record.
 Actual attendance is an Alex Box Stadium overall record.



Kurt McCune



Cody Glenn



Casey Yocom

Paul Mainieri, Head Coach

Louisiana Coach of the Year

Kevin Berry, RHP

SEC Academic Honor Roll

Brent Bonvillain, LHP

SEC Pitcher of the Week (April 9, 2012)

Chris Cotton, LHP

Second-Team All-Louisiana

Ryan Eades, RHP

SEC All-Defensive Team
SEC Pitcher of the Week (April 16, 2012)

Grant Dozar, INF

SEC Academic Honor Roll

Kevin Gausman, RHP

Drafted in 1st Round by Baltimore Orioles
First-Team All-American
(Collegiate Baseball, Perfect Game, ABCA)
Second-Team All-American (Baseball America, NCBWA)
First-Team All-SEC
ABCA First-Team All-South Region
Louisiana Pitcher of the Year
NCAA Baton Rouge Regional All-Tournament Team

Nick Goody, RHP

Drafted in 6th Round by New York Yankees
SEC Academic Honor Roll
Second-Team All-Louisiana

Tyler Hanover, 3B

Drafted in 40th Round by Detroit Tigers
SEC Academic Honor Roll

JaCoby Jones, 2B

SEC Player of the Week (May 7, 2012)

Mason Katz, OF

SEC Academic Honor Roll
Second-Team All-SEC
SEC All-Tournament Team
Collegiate Baseball National Player of the Week
(March 5, 2012)
SEC Player of the Week (May 21, 2012)
First-Team ABCA All-South Region
First-Team All-Louisiana

Aaron Nola, RHP

First-Team Freshman All-American
(Collegiate Baseball, Perfect Game)
Second-Team Freshman All-American (Baseball America)
Freshman All-SEC
NCAA Regional All-Tournament Team
Second-Team All-Louisiana

Austin Nola, SS

Drafted in 5th Round by Miami Marlins
Perfect Game Second-Team All-American
NCAA Baton Rouge Regional Most Outstanding Player
Finalist - Lowe's Senior CLASS Award
SEC Academic Honor Roll
SEC Community Service Team
Second-Team All-Louisiana

Raph Rhymes, OF

Drafted in 33rd Round by New York Yankees
First-Team All-American (Collegiate Baseball, ABCA, NCBWA)
Third-Team All-American (Baseball America)
Dick Howser Award Finalist
SEC Player of the Year
SEC Academic Honor Roll
ABCA First-Team All-South Region
Louisiana Hitter of the Year

Ty Ross, C

SEC Academic Honor Roll
NCAA Regional All-Tournament Team

Nick Rumbelow, RHP

SEC Academic Honor Roll

Chris Sciambra, OF

SEC Freshman Academic Honor Roll

Jordy Snikeris, C

SEC Academic Honor Roll

Casey Yocom, INF

SEC Academic Honor Roll

2012 Final Polls

BASEBALL AMERICA

| | |
|------------------------|--------------|
| 1. Arizona | 48-17 |
| 2. South Carolina * | 49-20 |
| 3. Florida * | 47-20 |
| 4. Florida State | 50-17 |
| 5. UCLA | 48-16 |
| 6. Arkansas * | 46-22 |
| 7. Stony Brook * | 52-15 |
| 8. Kent State | 47-20 |
| 9. LSU | 47-18 |
| 10. Baylor | 49-17 |
| 11. Oregon | 46-19 |
| 12. North Carolina St. | 43-20 |
| 13. Stanford | 41-18 |
| 14. Oklahoma | 42-25 |
| 15. St. John's | 40-23 |
| 16. TCU | 40-22 |
| 17. North Carolina | 46-16 |
| 18. Rice | 41-19 |
| 19. Texas A&M | 43-18 |
| 20. Kentucky * | 45-18 |
| 21. Cal St. Fullerton | 36-21 |
| 22. Mississippi St. * | 40-24 |
| 23. Purdue | 45-14 |
| 24. Oregon State * | 40-20 |
| 25. Virginia | 39-19-1 |

LSU record vs. Baseball America Top 25: 13-9

COLLEGIATE BASEBALL

| | |
|------------------------|--------------|
| 1. Arizona | 48-17 |
| 2. South Carolina * | 49-20 |
| 3. Arkansas * | 46-22 |
| 4. Florida State | 50-17 |
| 5. UCLA | 48-16 |
| 6. Kent State | 47-20 |
| 7. Florida * | 47-20 |
| 8. Stony Brook * | 52-15 |
| 9. LSU | 47-18 |
| 10. Baylor | 49-17 |
| 11. Oregon | 46-19 |
| 12. North Carolina St. | 43-20 |
| 13. Oklahoma | 42-25 |
| 14. Stanford | 41-18 |
| 15. St. John's | 40-23 |
| 16. TCU | 40-22 |
| 17. North Carolina | 46-16 |
| 18. Rice | 41-19 |
| 19. Texas A&M | 43-18 |
| 20. Arizona State | 36-20 |
| 21. Kentucky * | 45-18 |
| 22. Cal St. Fullerton | 36-21 |
| 23. Purdue | 45-14 |
| 24. Mississippi St. * | 40-24 |
| 25. Oregon State * | 40-20 |
| 26. Central Florida | 45-17 |
| 27. Virginia | 39-19-1 |
| 28. Pepperdine | 36-23 |
| 29. Appalachian St. * | 41-18 |
| 30. Louisville | 41-22 |

LSU record vs. Collegiate Baseball Top 30: 14-11

USA TODAY/ESPN

| | |
|------------------------|--------------|
| 1. Arizona | 48-17 |
| 2. South Carolina * | 49-20 |
| 3. Arkansas * | 46-22 |
| 4. Florida State | 50-17 |
| 5. UCLA | 48-16 |
| 6. Florida * | 47-20 |
| 7. Kent State | 47-20 |
| 8. Stony Brook * | 52-15 |
| 9. Baylor | 49-17 |
| 10. Oregon | 46-19 |
| 11. LSU | 47-18 |
| 12. Stanford | 41-18 |
| 13. North Carolina St. | 43-20 |
| 14. Oklahoma | 42-25 |
| 15. TCU | 40-22 |
| 16. St. John's | 40-23 |
| 17. North Carolina | 46-16 |
| 18. Texas A&M | 43-18 |
| 19. Kentucky * | 45-18 |
| 20. Rice | 41-19 |
| 21. Purdue | 45-14 |
| 22. Oregon State * | 40-20 |
| 23. Virginia | 39-19-1 |
| 24. Central Florida | 45-17 |
| 25. Vanderbilt * | 35-28 |

LSU record vs. USA Today/ESPN Top 25: 12-8

* - 2012 LSU opponent

TEAM GAME HIGHS

Batting

| | | |
|------------------|----|-------------------------------------|
| At bats: | 48 | at Ole Miss (May 04, 2012) |
| Runs scored: | 19 | vs Alcorn State (Feb 18, 2012) |
| | 19 | at McNeese State (Feb 29, 2012) |
| Hits: | 19 | vs Grambling State (Feb 28, 2012) |
| RBI's: | 18 | at McNeese State (Feb 29, 2012) |
| Doubles: | 6 | vs Dartmouth (Mar 03, 2012) |
| Triples: | 3 | vs Grambling State (Feb 28, 2012) |
| Home runs: | 4 | at Ole Miss (May 06, 2012) |
| Total bases: | 29 | vs Grambling State (Feb 28, 2012) |
| Walks: | 10 | vs Southern Miss (Apr 11, 2012) |
| Strikeouts: | 17 | vs Mississippi State (Mar 16, 2012) |
| Sac hits: | 4 | vs Ole Miss (May 24, 2012) |
| Sac flies: | 2 | vs McNeese State (Feb 22, 2012) |
| | 2 | vs Vanderbilt (May 13, 2012) |
| Stolen bases: | 3 | vs Alcorn State (Apr 10, 2012) |
| Hit by pitch: | 6 | vs Alcorn State (Feb 18, 2012) |
| Caught stealing: | 3 | vs Air Force (Feb 19, 2012) |
| Runners LOB: | 13 | at South Carolina (May 18, 2012) |
| Hit into DP: | 4 | vs Mississippi State (Mar 18, 2012) |
| | 4 | at Ole Miss (May 05, 2012) |
| | 4 | vs Vanderbilt (May 12, 2012) |

Fielding

| | | |
|---------------|----|-------------------------------------|
| Putouts: | 39 | at Ole Miss (May 04, 2012) |
| Assists: | 14 | vs Notre Dame (Mar 11, 2012) |
| | 14 | at Ole Miss (May 04, 2012) |
| | 14 | vs Mississippi St. (May 25, 2012) |
| Errors: | 3 | vs Mississippi State (Mar 18, 2012) |
| | 3 | at Florida (Apr 05, 2012) |
| | 3 | vs Georgia (Apr 28, 2012) |
| Passed balls: | 1 | vs Southern Miss (Apr 11, 2012) |
| | 1 | vs Lamar (Apr 18, 2012) |
| DPs turned: | 4 | vs Mississippi State (Mar 17, 2012) |

Pitching

| | | |
|------------------|------|-------------------------------------|
| Innings pitched: | 13.0 | at Ole Miss (May 04, 2012) |
| Runs allowed: | 11 | vs Appalachian State (Feb 26, 2012) |
| Earned runs: | 10 | vs Grambling State (Feb 28, 2012) |
| Walks allowed: | 7 | at Auburn (Mar 23, 2012) |
| Strikeouts: | 16 | vs Arkansas (Apr 01, 2012) |
| Hits allowed: | 15 | vs Grambling State (Feb 28, 2012) |
| | 15 | vs Stony Brook (Jun 10, 2012) |
| Doubles allowed: | 6 | at Kentucky (Apr 22, 2012) |
| Triples allowed: | 2 | at Auburn (Mar 25, 2012) |
| Homers allowed: | 3 | vs Michigan (Mar 10, 2012) |
| Wild pitches: | 3 | vs Arkansas (Mar 30, 2012) |
| | 3 | vs Oregon State (Jun 02, 2012) |
| Hit batters: | 3 | vs McNeese State (Feb 22, 2012) |

INDIVIDUAL GAME HIGHS

Batting

| | | |
|------------------|---|---|
| At bats: | 6 | (7 games) |
| Runs scored: | 4 | Mason Katz vs Dartmouth (Mar 02, 2012) |
| Hits: | 4 | (10 games) |
| RBI's: | 6 | Raph Rhymes vs Grambling State (Feb 28, 2012) |
| Doubles: | 2 | (4 games) |
| Triples: | 1 | (12 games) |
| Home runs: | 1 | (42 games) |
| Total bases: | 8 | Mason Katz at McNeese State (Feb 29, 2012) |
| | 8 | Raph Rhymes at Kentucky (Apr 22, 2012) |
| Walks: | 3 | (6 games) |
| Strikeouts: | 4 | Arby Fields at Ole Miss (May 04, 2012) |
| Sac hits: | 2 | Casey Yocom at South Carolina (May 18, 2012) |
| | 2 | Arby Fields vs Ole Miss (May 24, 2012) |
| Sac flies: | 1 | (23 games) |
| Stolen bases: | 2 | Arby Fields vs Alcorn State (Apr 10, 2012) |
| Hit by pitch: | 2 | Arby Fields vs Oregon State (Jun 02, 2012) |
| Caught stealing: | 1 | (33 games) |
| Runners LOB: | 7 | JaCoby Jones vs Ole Miss (May 24, 2012) |

Fielding

| | | |
|---------------|----|--|
| Putouts: | 17 | Ty Ross vs Arkansas (Apr 01, 2012) |
| Assists: | 7 | JaCoby Jones vs Notre Dame (Mar 11, 2012) |
| Errors: | 3 | Grant Dozar at Florida (Apr 05, 2012) |
| Passed balls: | 1 | Ty Ross vs Southern Mississippi (Apr 11, 2012) |
| | 1 | Ty Ross vs Lamar (Apr 18, 2012) |

Pitching

| | | |
|------------------|-----|--|
| Innings pitched: | 9.0 | Kevin Gausman vs Vanderbilt (May 11, 2012) |
| | 9.0 | Kevin Gausman at South Carolina (May 18, 2012) |
| Runs allowed: | 7 | Ryan Eades at Florida (Apr 07, 2012) |
| Earned runs: | 6 | Ryan Eades at Kentucky (Apr 21, 2012) |
| Walks allowed: | 5 | Kevin Gausman at Auburn (Mar 23, 2012) |
| Strikeouts: | 12 | Kevin Gausman vs Arkansas (Mar 30, 2012) |
| Hits allowed: | 10 | (5 games) |
| Doubles allowed: | 5 | Kevin Gausman vs Dartmouth (Mar 02, 2012) |
| Triples allowed: | 2 | Aaron Nola at Auburn (Mar 25, 2012) |
| Homers allowed: | 3 | Ryan Eades vs Michigan (Mar 10, 2012) |
| Wild pitches: | 3 | Kevin Gausman vs Oregon State (Jun 02, 2012) |
| Hit batters: | 2 | (6 games) |

Inning-by-Inning Summary

| | 1 | 2 | 3 | 4 | 5 | 6 | 7 | 8 | 9 | 10+ | Total |
|-----------|----|----|----|----|----|----|----|----|----|-----|-------|
| LSU | 59 | 46 | 46 | 57 | 30 | 53 | 32 | 45 | 19 | 10 | 397 |
| Opponents | 25 | 23 | 49 | 29 | 13 | 28 | 27 | 23 | 18 | 7 | 242 |

Win-Loss Summary

| | | | |
|----------------------|-------|----------------------|-------|
| Total | 47-18 | Opp. scores first | 13-13 |
| Conference | 19-11 | After 6 leading | 35-2 |
| Non-Conf | 28-7 | After 6 trailing | 5-14 |
| Home | 35-9 | After 6 tied | 7-2 |
| Away | 10-7 | After 7 leading | 35-2 |
| Neutral | 2-2 | After 7 trailing | 5-15 |
| Day | 14-13 | After 7 tied | 7-1 |
| Night | 33-5 | After 8 leading | 38-2 |
| vs Left | 20-6 | After 8 trailing | 2-15 |
| vs Right | 27-12 | After 8 tied | 7-1 |
| 1-Run games | 17-8 | Hit 0 home runs | 24-14 |
| 2-Run games | 1-2 | Hit 1 home run | 12-4 |
| 5+Run games | 19-6 | Hit 2+ home runs | 11-0 |
| Extra inns | 6-3 | Opponent 0 home runs | 31-9 |
| Shutouts | 7-2 | Opponent 1 home run | 12-6 |
| Scoring 0-2 runs | 2-10 | Opponent 2+ HRs | 4-3 |
| Scoring 3-5 runs | 18-7 | Made 0 errors | 25-9 |
| Scoring 6-9 runs | 14-1 | Made 1 error | 12-6 |
| Scoring 10+ runs | 13-0 | Made 2+ errors | 10-3 |
| Opponent 0-2 runs | 22-1 | Opp. made 0 errors | 13-6 |
| Opponent 3-5 runs | 19-8 | Opp. made 1 error | 9-7 |
| Opponent 6-9 runs | 4-8 | Opp. made 2+ errors | 25-5 |
| Opponent 10+ runs | 2-1 | Out-hit opponent | 36-3 |
| Scored in 1st inning | 27-5 | Out-hit by opponent | 9-15 |
| Scores first | 34-5 | Hits are tied | 2-0 |

Record when team scores:

| Runs | 0 | 1 | 2 | 3 | 4 | 5 | 6 | 7 | 8 | 9 | 10+ |
|------|-----|-----|-----|-----|-----|-----|-----|-----|-----|-----|------|
| W-L | 0-2 | 0-5 | 2-3 | 3-4 | 7-3 | 8-0 | 4-1 | 4-0 | 4-0 | 2-0 | 13-0 |

Record when opponent scores:

| Runs | 0 | 1 | 2 | 3 | 4 | 5 | 6 | 7 | 8 | 9 | 10+ |
|------|-----|-----|-----|-----|-----|-----|-----|-----|-----|-----|-----|
| W-L | 7-0 | 6-1 | 9-0 | 7-3 | 8-2 | 4-3 | 3-1 | 1-6 | 0-1 | 0-0 | 2-1 |

Record when leading after:

| Inn. | 1 | 2 | 3 | 4 | 5 | 6 | 7 | 8 |
|------|------|------|------|------|------|------|------|------|
| W-L | 23-3 | 31-4 | 29-4 | 34-4 | 35-3 | 35-2 | 35-2 | 38-2 |

Record when trailing after:

| Inn. | 1 | 2 | 3 | 4 | 5 | 6 | 7 | 8 |
|------|-----|-----|------|------|------|------|------|------|
| W-L | 3-5 | 5-6 | 4-11 | 4-13 | 5-12 | 5-14 | 5-15 | 2-15 |

Record when tied after:

| Inn. | 1 | 2 | 3 | 4 | 5 | 6 | 7 | 8 |
|------|-------|------|------|-----|-----|-----|-----|-----|
| W-L | 21-10 | 11-8 | 14-3 | 9-1 | 7-3 | 7-2 | 7-1 | 7-1 |

Longest winning streak **8**
 Longest losing streak **2**

Home attendance **472,391** (44 dates avg = 10,736)
 Away attendance **125,810** (21 dates avg = 5,990)
 Total attendance **598,201** (65 dates avg = 9,203)

Multiple Hit Games

| | 2 | 3 | 4 | 5+ | Tot |
|-------------------|------------|-----------|-----------|----------|------------|
| 4 Raph Rhymes | 22 | 8 | 4 | - | 34 |
| 8 Mason Katz | 20 | 4 | 1 | - | 25 |
| 26 Ty Ross | 15 | 2 | - | - | 17 |
| 36 Austin Nola | 10 | 5 | 2 | - | 17 |
| 11 Tyler Hanover | 13 | 3 | 1 | - | 17 |
| 23 JaCoby Jones | 13 | 3 | 1 | - | 17 |
| 2 Tyler Moore | 7 | 1 | 1 | - | 9 |
| 20 Jordy Snikeris | 6 | 1 | - | - | 7 |
| 7 Grant Dozar | 6 | - | - | - | 6 |
| 9 Arby Fields | 4 | 1 | - | - | 5 |
| 13 Alex Edward | 4 | - | - | - | 4 |
| 17 Jared Foster | 2 | 2 | - | - | 4 |
| 5 Chris Sciambra | 3 | - | - | - | 3 |
| 35 Jackson Slaid | 1 | 1 | - | - | 2 |
| 28 Casey Yocom | 1 | - | - | - | 1 |
| TEAM | 127 | 31 | 10 | 0 | 168 |

Multiple RBI Games

| | 2 | 3 | 4 | 5+ | Tot |
|-------------------|-----------|-----------|----------|----------|-----------|
| 4 Raph Rhymes | 6 | 3 | 2 | 1 | 12 |
| 8 Mason Katz | 5 | 3 | 3 | 1 | 12 |
| 36 Austin Nola | 7 | 3 | 1 | - | 11 |
| 26 Ty Ross | 6 | 2 | - | 1 | 9 |
| 23 JaCoby Jones | 8 | - | - | 1 | 9 |
| 2 Tyler Moore | 6 | 1 | 1 | - | 8 |
| 11 Tyler Hanover | 4 | 1 | 1 | - | 6 |
| 7 Grant Dozar | 4 | 1 | - | - | 5 |
| 5 Chris Sciambra | 2 | 1 | - | - | 3 |
| 9 Arby Fields | 3 | - | - | - | 3 |
| 20 Jordy Snikeris | - | 1 | 1 | - | 2 |
| 35 Jackson Slaid | 2 | - | - | - | 2 |
| 13 Alex Edward | 1 | - | - | - | 1 |
| 17 Jared Foster | - | 1 | - | - | 1 |
| 22 Evan Powell | 1 | - | - | - | 1 |
| 27 Beau Didier | 1 | - | - | - | 1 |
| TEAM | 56 | 17 | 9 | 4 | 86 |

Hitting Streaks

| | LONGEST | CURRENT |
|-------------------|---------|---------|
| 4 Raph Rhymes | 16 | - |
| 23 JaCoby Jones | 9 | - |
| 8 Mason Katz | 9 | 1 |
| 26 Ty Ross | 8 | - |
| 11 Tyler Hanover | 8 | 1 |
| 9 Arby Fields | 7 | - |
| 7 Grant Dozar | 7 | - |
| 36 Austin Nola | 6 | - |
| 28 Casey Yocom | 6 | - |
| 17 Jared Foster | 6 | - |
| 2 Tyler Moore | 6 | - |
| 20 Jordy Snikeris | 4 | 2 |
| 13 Alex Edward | 4 | 1 |
| 5 Chris Sciambra | 4 | 4 |
| 35 Jackson Slaid | 2 | 1 |
| 27 Beau Didier | 2 | - |
| 22 Evan Powell | 1 | - |

Reached Base Streaks

| | LONGEST | CURRENT |
|-------------------|---------|---------|
| 4 Raph Rhymes | 30 | - |
| 36 Austin Nola | 22 | - |
| 8 Mason Katz | 21 | 5 |
| 23 JaCoby Jones | 17 | 7 |
| 11 Tyler Hanover | 15 | 1 |
| 28 Casey Yocom | 12 | - |
| 9 Arby Fields | 10 | 1 |
| 7 Grant Dozar | 10 | 6 |
| 5 Chris Sciambra | 9 | 9 |
| 26 Ty Ross | 8 | - |
| 20 Jordy Snikeris | 7 | 2 |
| 17 Jared Foster | 7 | - |
| 2 Tyler Moore | 6 | - |
| 35 Jackson Slaid | 4 | 1 |
| 13 Alex Edward | 4 | 4 |
| 27 Beau Didier | 3 | - |
| 22 Evan Powell | 2 | - |

Starting Lineup by Position

(Team W-L record when starter)

PITCHER

| | | |
|------------------|----|--------|
| 37 Ryan Eades | 17 | (10-7) |
| 12 Kevin Gausman | 17 | (14-3) |
| 10 Aaron Nola | 16 | (10-6) |
| 39 Kurt McCune | 6 | (4-2) |
| 21 Joe Broussard | 6 | (6-0) |
| 24 Cody Glenn | 3 | (3-0) |

CATCHER

| | | |
|-------------------|----|---------|
| 26 Ty Ross | 53 | (40-13) |
| 20 Jordy Snikeris | 7 | (4-3) |
| 2 Tyler Moore | 5 | (3-2) |

FIRST BASE

| | | |
|---------------|----|--------|
| 8 Mason Katz | 33 | (24-9) |
| 2 Tyler Moore | 25 | (17-8) |
| 7 Grant Dozar | 7 | (6-1) |

SECOND BASE

| | | |
|-----------------|----|---------|
| 23 JaCoby Jones | 54 | (38-16) |
| 28 Casey Yocom | 10 | (8-2) |
| 27 Beau Didier | 1 | (1-0) |

THIRD BASE

| | | |
|------------------|----|---------|
| 11 Tyler Hanover | 64 | (46-18) |
| 22 Evan Powell | 1 | (1-0) |

SHORTSTOP

| | | |
|----------------|----|---------|
| 36 Austin Nola | 64 | (46-18) |
| 28 Casey Yocom | 1 | (1-0) |

LEFT FIELD

| | | |
|------------------|----|---------|
| 4 Raph Rhymes | 39 | (25-14) |
| 17 Jared Foster | 14 | (13-1) |
| 35 Jackson Slaid | 5 | (3-2) |
| 9 Arby Fields | 3 | (3-0) |
| 13 Alex Edward | 3 | (2-1) |
| 7 Grant Dozar | 1 | (1-0) |

CENTER FIELD

| | | |
|------------------|----|--------|
| 9 Arby Fields | 31 | (22-9) |
| 5 Chris Sciambra | 16 | (11-5) |
| 23 JaCoby Jones | 8 | (7-1) |
| 17 Jared Foster | 8 | (7-1) |
| 8 Mason Katz | 2 | (0-2) |

RIGHT FIELD

| | | |
|----------------|----|--------|
| 8 Mason Katz | 29 | (22-7) |
| 4 Raph Rhymes | 19 | (15-4) |
| 13 Alex Edward | 17 | (10-7) |

DESIGNATED HITTER

| | | |
|-------------------|----|--------|
| 7 Grant Dozar | 25 | (17-8) |
| 20 Jordy Snikeris | 13 | (9-4) |
| 35 Jackson Slaid | 6 | (5-1) |
| 17 Jared Foster | 5 | (3-2) |
| 28 Casey Yocom | 4 | (4-0) |
| 27 Beau Didier | 4 | (4-0) |
| 4 Raph Rhymes | 3 | (3-0) |
| 13 Alex Edward | 2 | (1-1) |
| 2 Tyler Moore | 1 | (0-1) |
| 22 Evan Powell | 1 | (1-0) |
| 26 Ty Ross | 1 | (0-1) |

STARTING LINEUP BY LINEUP SPOT

(Team W-L record when starter)

LEADOFF

| | | |
|------------------|----|--------|
| 23 JaCoby Jones | 22 | (18-4) |
| 36 Austin Nola | 14 | (8-6) |
| 17 Jared Foster | 10 | (9-1) |
| 9 Arby Fields | 9 | (5-4) |
| 11 Tyler Hanover | 7 | (5-2) |
| 5 Chris Sciambra | 3 | (2-1) |

2ND SPOT

| | | |
|------------------|----|--------|
| 23 JaCoby Jones | 18 | (14-4) |
| 9 Arby Fields | 11 | (8-3) |
| 28 Casey Yocom | 8 | (6-2) |
| 11 Tyler Hanover | 8 | (5-3) |
| 7 Grant Dozar | 7 | (6-1) |

| | | |
|------------------|---|-------|
| 36 Austin Nola | 6 | (4-2) |
| 5 Chris Sciambra | 3 | (1-2) |
| 17 Jared Foster | 2 | (2-0) |
| 8 Mason Katz | 1 | (0-1) |
| 35 Jackson Slaid | 1 | (1-0) |

3RD SPOT

| | | |
|----------------|----|---------|
| 8 Mason Katz | 57 | (41-16) |
| 4 Raph Rhymes | 7 | (5-2) |
| 13 Alex Edward | 1 | (1-0) |

CLEANUP

| | | |
|------------------|----|---------|
| 4 Raph Rhymes | 54 | (38-16) |
| 8 Mason Katz | 6 | (5-1) |
| 36 Austin Nola | 3 | (3-0) |
| 35 Jackson Slaid | 1 | (1-0) |
| 2 Tyler Moore | 1 | (0-1) |

5TH SPOT

| | | |
|-------------------|----|--------|
| 36 Austin Nola | 28 | (22-6) |
| 26 Ty Ross | 11 | (8-3) |
| 2 Tyler Moore | 10 | (6-4) |
| 20 Jordy Snikeris | 6 | (4-2) |
| 35 Jackson Slaid | 5 | (4-1) |
| 23 JaCoby Jones | 2 | (1-1) |
| 7 Grant Dozar | 2 | (1-1) |
| 13 Alex Edward | 1 | (1-0) |

6TH SPOT

| | | |
|-------------------|----|--------|
| 11 Tyler Hanover | 14 | (13-1) |
| 26 Ty Ross | 13 | (9-4) |
| 2 Tyler Moore | 7 | (6-1) |
| 20 Jordy Snikeris | 6 | (2-4) |
| 36 Austin Nola | 6 | (4-2) |
| 7 Grant Dozar | 6 | (4-2) |
| 13 Alex Edward | 6 | (4-2) |
| 23 JaCoby Jones | 4 | (4-0) |
| 28 Casey Yocom | 1 | (1-0) |
| 9 Arby Fields | 1 | (0-1) |
| 35 Jackson Slaid | 1 | (0-1) |

7TH SPOT

| | | |
|-------------------|----|--------|
| 26 Ty Ross | 14 | (10-4) |
| 11 Tyler Hanover | 13 | (10-3) |
| 7 Grant Dozar | 8 | (5-3) |
| 2 Tyler Moore | 7 | (3-4) |
| 36 Austin Nola | 6 | (5-1) |
| 13 Alex Edward | 6 | (5-1) |
| 35 Jackson Slaid | 3 | (2-1) |
| 28 Casey Yocom | 3 | (3-0) |
| 20 Jordy Snikeris | 3 | (2-1) |
| 23 JaCoby Jones | 2 | (2-0) |

8TH SPOT

| | | |
|-------------------|----|--------|
| 11 Tyler Hanover | 16 | (12-4) |
| 26 Ty Ross | 16 | (13-3) |
| 2 Tyler Moore | 6 | (5-1) |
| 13 Alex Edward | 6 | (1-5) |
| 27 Beau Didier | 4 | (4-0) |
| 17 Jared Foster | 3 | (2-1) |
| 23 JaCoby Jones | 3 | (1-2) |
| 7 Grant Dozar | 3 | (2-1) |
| 28 Casey Yocom | 2 | (2-0) |
| 9 Arby Fields | 2 | (2-0) |
| 22 Evan Powell | 2 | (2-0) |
| 20 Jordy Snikeris | 1 | (1-0) |
| 36 Austin Nola | 1 | (0-1) |

9TH SPOT

| | | |
|-------------------|----|--------|
| 17 Jared Foster | 12 | (10-2) |
| 23 JaCoby Jones | 11 | (5-6) |
| 9 Arby Fields | 11 | (10-1) |
| 5 Chris Sciambra | 10 | (8-2) |
| 7 Grant Dozar | 7 | (6-1) |
| 11 Tyler Hanover | 6 | (1-5) |
| 20 Jordy Snikeris | 4 | (4-0) |
| 13 Alex Edward | 2 | (1-1) |
| 28 Casey Yocom | 1 | (1-0) |
| 27 Beau Didier | 1 | (1-0) |

Batting Leaders**BATTING AVG.**

| | |
|--------------------|------|
| Raph Rhymes, LSU | .431 |
| Alex Yarbrough, UM | .380 |
| Adam Frazier, MS | .371 |
| Ryan Tella, AU | .360 |
| Tanner Mathis, UM | .359 |

SLUGGING PCT.

| | |
|--------------------|------|
| Mike Zunino, UF | .669 |
| Preston Tucker, UF | .584 |
| Matt Snyder, UM | .555 |
| Mason Katz, LSU | .552 |
| Luke Maile, UK | .533 |
| Raph Rhymes, LSU | .530 |

ON BASE PCT.

| | |
|----------------------|------|
| Raph Rhymes, LSU | .489 |
| Adam Frazier, MS | .482 |
| Tanner Mathis, UM | .460 |
| Zac Zellers, UK | .456 |
| Christian Walker, SC | .450 |

RUNS SCORED

| | |
|--------------------|----|
| Mason Katz, LSU | 65 |
| Austin Cousino, UK | 61 |
| Nolan Fontana, UF | 59 |
| Preston Tucker, UF | 57 |
| Tony Kemp, VU | 55 |

HITS

| | |
|--------------------|-----|
| Raph Rhymes, LSU | 100 |
| Alex Yarbrough, UM | 95 |
| Adam Frazier, MS | 91 |
| Anthony Gomez, VU | 90 |
| Tanner Mathis, UM | 88 |

RBI

| | |
|----------------------|----|
| Mike Zunino, UF | 67 |
| Matt Snyder, UM | 63 |
| Anthony Gomez, VU | 57 |
| Christian Walker, SC | 55 |
| Raph Rhymes, LSU | 53 |
| Mason Katz, LSU | 52 |

DOUBLES

| | |
|---------------------|----|
| Mike Zunino, UF | 28 |
| Austin Cousino, UK | 20 |
| Thomas McCarthy, UK | 20 |
| Matt Reynolds, AR | 20 |
| Conrad Gregor, VU | 20 |

TRIPLES

| | |
|--------------------|---|
| Tony Kemp, VU | 8 |
| Taylor Dugas, UA | 7 |
| Cullen Wacker, AU | 5 |
| Jay Gonzalez, AU | 5 |
| Ryan Tella, AU | 4 |
| Arby Fields, LSU | 4 |
| Evan Marzilli, SC | 4 |
| Tanner English, SC | 4 |

HOME RUNS

| | |
|--------------------|----|
| Mike Zunino, UF | 19 |
| Preston Tucker, UF | 16 |
| Zach Kirksey, UM | 13 |
| Mason Katz, LSU | 13 |
| Luke Maile, UK | 12 |
| Matt Snyder, UM | 12 |

TOTAL BASES

| | |
|--------------------|-----|
| Mike Zunino, UF | 164 |
| Preston Tucker, UF | 153 |
| Austin Cousino, UK | 134 |
| Mason Katz, LSU | 133 |
| Matt Snyder, UM | 132 |

WALKS

| | |
|----------------------|----|
| Christian Walker, SC | 51 |
| Adam Frazier, MS | 50 |
| Nolan Fontana, UF | 48 |
| Austin Nola, LSU | 44 |
| Conrad Gregor, VU | 41 |

STOLEN BASES

| | |
|--------------------|----|
| Jay Gonzalez, AU | 30 |
| Creede Simpson, AU | 25 |
| Tony Kemp, VU | 21 |
| Ryan Tella, AU | 17 |
| Matt Reynolds, AR | 16 |

Pitching Leaders**ERA**

| | |
|--------------------|------|
| Chris Stratton, MS | 2.38 |
| Michael Roth, SC | 2.43 |
| Brandon Moore, AR | 2.43 |
| Bobby Wahl, UM | 2.55 |
| Hudson Randall, UF | 2.59 |

OPPOSING BATTING AVG.

| | |
|-----------------------|------|
| Drew Steckenrider, UT | .197 |
| Matt Price, SC | .198 |
| Michael Roth, SC | .209 |
| Chris Stratton, MS | .211 |
| Bobby Wahl, UM | .211 |

INNINGS PITCHED

| | |
|--------------------|-------|
| Michael Roth, SC | 137.0 |
| Kevin Gausman, LSU | 123.2 |
| Chris Stratton, MS | 109.2 |
| DJ Baxendale, AR | 107.0 |
| Alex Wood, UG | 102.1 |

BATTERS STRUCK OUT

| | |
|--------------------|-----|
| Kevin Gausman, LSU | 135 |
| Chris Stratton, MS | 127 |
| Bobby Wahl, UM | 104 |
| Alex Wood, UG | 100 |
| R.J. Hively, UM | 98 |

WINS

| | |
|--------------------|----|
| Kevin Gausman, LSU | 12 |
| Chris Stratton, MS | 11 |
| Michael Roth, SC | 9 |
| Corey Littrell, UK | 9 |
| Sam Selman, VU | 9 |
| Hudson Randall, UF | 9 |

SAVES

| | |
|-------------------|----|
| Matt Price, SC | 13 |
| Austin Maddox, UF | 12 |
| Barrett Astin, AR | 11 |
| Nick Goody, LSU | 11 |
| Brett Huber, UM | 10 |

APPEARANCES

| | |
|----------------------|----|
| Tyler Webb, SC | 39 |
| Chris Cotton, LSU | 36 |
| Nick Goody, LSU | 35 |
| Greg Larson, UF | 35 |
| Steven Rodriguez, UF | 34 |

GAMES STARTED

| | |
|--------------------|----|
| Michael Roth, SC | 20 |
| DJ Baxendale, AR | 20 |
| Kevin Gausman, LSU | 17 |
| Ryne Stanek, AR | 17 |
| Brian Johnson, UF | 17 |
| Ryan Eades, LSU | 17 |
| Bobby Wahl, UM | 17 |

2012 All-SEC Team*(as selected by the league coaches)***FIRST TEAM**

| |
|---------------------------------------|
| 1B - Christian Walker, South Carolina |
| 2B - Alex Yarbrough, Ole Miss |
| 3B - Matt Reynolds, Arkansas |
| SS - Anthony Gomez, Vanderbilt |
| C - Mike Zunino, Florida |
| OF - Preston Tucker, Florida |
| OF - Taylor Dugas, Alabama |
| OF - Raph Rhymes, LSU |
| DH/UTIL - Brian Johnson, Florida |
| P - Chris Stratton, Mississippi State |
| P - Kevin Gausman, LSU |
| RP - Steven Rodriguez, Florida |

SECOND TEAM

| |
|-----------------------------------|
| 1B - Matt Snyder, Ole Miss |
| 2B - Bo Bigham, Arkansas |
| 3B - Curt Powell, Georgia |
| SS - Nolan Fontana, Florida |
| C - Luke Maile, Kentucky |
| OF - Austin Cousino, Kentucky |
| OF - Mason Katz, LSU |
| OF - Ryan Tella, Auburn |
| DH - Drew Steckenrider, Tennessee |
| P - Alex Wood, Georgia |
| P - Corey Littrell, Kentucky |
| P - Bobby Wahl, Ole Miss |
| RP - Matt Price, South Carolina |

Player of the Year - Raph Rhymes, LSU**Pitcher of the Year** - Chris Stratton, Mississippi State**Freshman of the Year** - Austin Cousino, Kentucky**Scholar-Athlete of the Year** - Michael Roth, South Carolina**Coach of the Year** - Gary Henderson, Kentucky**2012 Freshman All-SEC Team***(as selected by the league coaches)*

| |
|---|
| 1B - A.J. Reed, Kentucky |
| 2B - Will Maddox, Tennessee |
| 3B - Josh Tobias, Florida |
| SS - Joey Pankake, South Carolina |
| C - Grayson Greiner, South Carolina |
| OF - Austin Cousino, Kentucky |
| OF - Tanner English, South Carolina |
| OF - Hunter Cole, Georgia |
| OF - Ben Moore, Alabama |
| DH/UTL - A.J. Reed, Kentucky |
| P - Aaron Nola, LSU |
| P - Tyler Beede, Vanderbilt |
| RP - Jonathan Holder, Mississippi State |

2012 SEC All-Tournament Team*(as selected by the media)*

| |
|---|
| 1B - Matt Snyder, Ole Miss |
| 2B - Casey Turgeon, Florida |
| 3B - Thomas McCarthy, Kentucky |
| SS - Adam Frazier, Mississippi State |
| C - Spencer Navin, Vanderbilt |
| DH - Brian Johnson, Florida |
| OF - Connor Harrell, Vanderbilt; Mike Yastrzemski, Vanderbilt |
| OF - Mason Katz, LSU ; Justin Shafer, Florida |
| OF - Demarcus Henderson, Mississippi State |
| P - Brian Johnson, Florida |
| P - Jonathan Holder, Mississippi State |

Most Valuable Player - Adam Frazier, Mississippi State**SEC Tournament Championship Game**

Final Score: Mississippi State 3, Vanderbilt 0

The Early Years



LSU's 1900 Baseball Team

Louisiana State University has a colorful 120-year (117 seasons) baseball history which began with the first team in 1893 and has continued uninterrupted since 1905.

Although baseball was played at LSU prior to 1893, no contests had been scheduled with any clubs outside of Baton Rouge. The team of 1892 won all of its games against local competition.

On May 13, 1893, in connection with a military field day, LSU was engaged in its first intercollegiate athletic contest and defeated the nine from Tulane University.

That was the only game of 1893 and captain E.B. Young, in selecting materials for uniforms to be used for the May 13 contest, chose the colors of Old Gold and Purple. The baseball squad of 1893 had the honor of first wearing the colors that later were adopted as the official University colors.

In 1904, a game was scheduled to start the year against a local professional club. That game, however, was cancelled when the Tiger captain and manager resigned upon the refusal of the university president to grant permission for the cadets to attend the contest. The team disbanded and no further contests were played that year.

In 1915 C.C. "Doc" Stroud took over as Tiger coach and eventually became the first man to lead LSU for more than two seasons. In 1919 Stroud led LSU to a 12-4 campaign, a mark that had been bettered only one time before and would not be surpassed again until 1936. In that 1919 season, the Tigers had a fine young pitcher named Tom Staples who threw a perfect game in a 9-0 win over Louisiana College. He also pitched and won both games of a doubleheader that same year.

In 1927 Harry Rabenhorst was named head coach and served in that capacity until 1956, with the exception of a three-year period from 1943-45. During that three-year span, A.L. Swanson was the Tigers' field manager. In Swanson's first year, the Tigers lost their first three games of the season, but

bounced back to win 12 of the next 16 and LSU's second SEC championship.

The first SEC title came back to LSU in 1939 under Rabenhorst. The '39 team was one of LSU's best as it posted a 22-5 record for an .815 winning percentage. The team was led by first baseman Paul Brotherton, outfielder Ken Kavanaugh, Sr. and pitcher Jesse Danna, and had a winning streak of 13 games before losing to Minnesota in a swing through the Western (Big 10) Conference.

Besides the 1939 and 1943 championships, LSU also won conference titles in 1946 - under Rabenhorst - and in 1961 under Ray Didier, but not again until 1975 under Jim Smith. During Smith's tenure, however, the Tigers won or tied for the SEC Western Division title on three occasions.

The 1975 team became the first LSU squad to participate in the NCAA Tournament, as the Tigers played in the South Regional at Starkville, Miss. LSU won its first regional game over Murray State, but was eliminated from the tournament after consecutive losses to Florida State and Miami (Fla.).



Former LSU infielder Alvin Dark managed five Major League teams.



1939 SEC Champions



Joe Bill Adcock enjoyed a 17-year big league career.

LSU coaches in the early years supplemented their collegiate schedules with competition against professional opponents. This gave the Tigers excellent chances to gain experience, but rare chances for victory. Among the Tigers' most noteworthy losses was a 17-7 defeat at the hands of the Chicago White Sox in 1925. Other pro opponents included the Detroit, Cleveland, New York and St. Louis major league teams, Indianapolis of the American Association, Nashville and New Orleans of the Southern Association, plus several teams from Louisiana's celebrated Class "C" Evangeline League.


Through the early years, numerous Tigers made it into the professional ranks. Roland Howell in 1912 was the first Tiger known to have signed a pro contract. Since then, many players from LSU made their mark in the major leagues, including Walker Cress, Cincinnati Reds; Dave Madison, Detroit Tigers; Buddy Blair, Philadelphia Athletics; Mark Freeman, New York Yankees; Connie Ryan, Boston Braves; Alvin Dark, New York Giants; Joe Bill Adcock, Milwaukee Braves; Art Swanson, Pittsburgh Pirates; Mike Miley, California Angels; and Randy Wiles, Chicago White Sox.

Those and other outstanding players performed on a number of diamonds on the LSU campus. In 1929, the Tigers' home games were played on a field located on the Campanile Parade Grounds. In 1936, the playing field was located



1961 SEC Champions

north of the football stadium and was equipped with wooden bleachers. In 1938, LSU baseball moved into what was later named Alex Box Stadium, the home of the Fighting Tigers for 70 years (1938-2008).



Tom Staples (middle) fired a perfect game in 1919 against Louisiana College.

The Skip Bertman Years

1984-2001



To Skip Bertman, striving for excellence isn't just a catchy motto or slogan; it's how he has approached every task he has undertaken in his life – from his playing days at the University of Miami, to his highly-successful 11-year stint as head baseball coach at Miami Beach High School, to his eight years as associate head coach at UM, to his remarkable 18-year tenure (1984-2001) as LSU's baseball coach.

Bertman, who also served a seven-year term (2001-08) as LSU's athletics director, led the Tigers to five College World Series titles and a sterling 870-330-3 mark (.724) in 18 seasons, giving him the highest all-time winning percentage among SEC coaches. Bertman also had the fourth-highest percentage among active NCAA coaches at the time of his retirement. Bertman, USC legend Rod Dedeaux and Augie Garrido of Texas are the only coaches in NCAA history to win five national championships.

In addition to the five national championships (1991, 1993, 1996, 1997, 2000) Bertman's LSU teams also claimed seven SEC championships, nine 50-win seasons, 11 CWS berths and six SEC Tournament championships.

Bertman's jersey #15 has been retired by LSU – the first baseball number to receive that designation from the university – and the street in front of the original Alex Box Stadium was re-named Skip Bertman Drive. Bertman was inducted into the American Baseball Coaches Association Hall of Fame



Skip Bertman guided the U.S. to the bronze medal at the 1996 Olympics in Atlanta.

in January 2003, the College Baseball Hall of Fame in July 2006 and the LSU Athletics Hall of Fame in September 2011.

As much as LSU's dominance can be attributed to Bertman, the players have also had a huge part in that success. During Bertman's tenure at LSU, more than 100 players were drafted into professional baseball, with 41 Tigers reaching the major leagues. Bertman produced 11 first-team All-America performers, and more importantly, nearly 100 percent of those who played for at least four years in the Tiger program earned their LSU degrees.

Bertman came to LSU after a highly successful eight-year stint at Miami, where he was associate head coach and pitching coach under Hall of Fame coach Ron Fraser. The Bertman-Fraser partnership produced 427 wins and five berths in the CWS, including the Hurricanes' first national championship in 1982. Bertman's recruiting also laid much of the groundwork for Miami's second national championship in 1985, which was Bertman's second year at LSU.

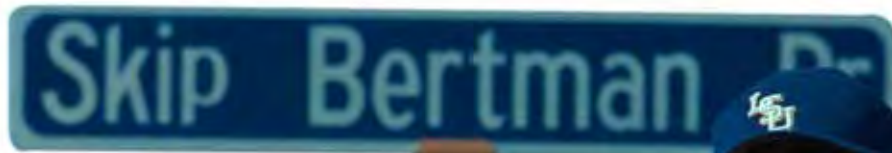
Bertman was also an accomplished international coach, serving as pitching coach on the 1988 United States gold-medal squad, then leading the USA as head coach to the bronze medal at the 1996 Olympic Games in Atlanta.

Bertman has authored two books (Coaching Youth League Baseball and Skip: The Man and the System), produced a motivational video (Motivation and Teamwork: Winning the Big One), and has been a featured speaker and clinician at banquets, civic organizations and youth groups around the country.

Bertman's Era of Excellence as LSU's baseball coach ended in June 2001, but his service to the university continued on a more comprehensive level. On January 19, 2001, the LSU Board of Supervisors paved the way for another Bertman era, as the panel

unanimously approved LSU Chancellor Mark Emmert's selection of Bertman to be the school's seventh permanent athletics director since LSU became a charter member of the Southeastern Conference in 1933. Bertman assumed his duties as athletics director on August 6, 2001.

As athletics director, Bertman supervised a highly successful 20-sport program. With a diverse and talented coaching staff as well as some of the best facilities in the nation, Bertman enhanced LSU's status as one of the best athletics programs in the country.



In the Hall

Skip Bertman was inducted July 4, 2006 into the College Baseball Hall of Fame in Lubbock, Texas. Bertman was one of 10 members of the Hall's first class.



Skip Bertman served as LSU's director of athletics from 2001-08.



Skip Bertman and his wife, Sandy, acknowledge the Alex Box Stadium crowd after Bertman's final regular-season home game in May 2001.



Skip Bertman was inducted on July 4, 2006 into the College Baseball Hall of Fame in Lubbock, Texas.



Two of the three men to win five College World Series titles: LSU's Skip Bertman and former Southern California coach Rod Dedeaux.

LSU Superlatives Under Skip Bertman

Five NCAA College World Series Championships
1991, 1993, 1996, 1997, 2000

11 CWS Appearances
1986, 1987, 1989, 1990, 1991, 1993, 1994, 1996, 1997, 1998, 2000

16 NCAA Tournament Berths
1985, 1986, 1987, 1989, 1990, 1991, 1992, 1993, 1994, 1995, 1996, 1997, 1998, 1999, 2000, 2001

Seven Southeastern Conference Championships
1986, 1990, 1991, 1992, 1993, 1996, 1997

Six SEC Tournament Titles
1986, 1990, 1992, 1993, 1994, 2000

Nine SEC Western Division Championships
1985, 1992, 1993, 1994, 1996, 1997, 1998, 2000, 2001

Nine 50-Win Seasons
1986, 1989, 1990, 1991, 1992, 1993, 1996, 1997, 2000



Skip Bertman throws out the ceremonial first pitch at the first game in the New Alex Box Stadium on February 20, 2009.

Bertman's Current Big Leaguers

Below are former Skip Bertman-coached LSU Tigers who appeared on 2012 major league rosters:

| PLAYER | YEARS AT LSU | MAJOR LEAGUE TEAM |
|--------------------|--------------|-----------------------|
| Ryan Theriot, INF | 1999-01 | San Francisco Giants |
| Mike Fontenot, INF | 2000-01 | Philadelphia Phillies |
| Aaron Hill, INF | 2001-03 | Arizona Diamondbacks |
| Brian Wilson, RHP | 2001-03 | San Francisco Giants |

Bertman coached 37 other major leaguers during his LSU tenure, including All-Star outfielder Albert Belle and the No. 1 pick in the 1989 draft, pitcher Ben McDonald.

Bertman Year-by-Year

| SEASON | OVERALL RECORD | SEC RECORD | NATIONAL FINISH |
|---------------|-------------------------|-------------------------|-----------------|
| 1984 | 32-23 | 12-12 (3rd, West) | NR |
| 1985 | 41-18 | 17-7 (1st, West) | 20th |
| 1986 | 55-14 | 22-5 (1st) | 5th |
| 1987 | 49-19 | 12-10 (5th) | 4th |
| 1988 | 39-21 | 16-11 (5th) | NR |
| a1990 | 54-19 | 20-7 (1st) | 3rd |
| 1991 | 55-18 | 19-7 (1st) | 1st |
| 1992 | 50-16 | 18-6 (1st) | 6th |
| 1993 | 53-17-1 | 18-8-1 (1st) | 1st |
| 1994 | 46-20 | 21-6 (2nd) | 7th |
| 1995 | 47-18 | 17-12 (5th) | 14th |
| 1996 | 52-15 | 20-10 (1st) | 1st |
| 1997 | 57-13 | 22-7 (1st) | 1st |
| 1998 | 48-19 | 21-9 (2nd) | 3rd |
| 1999 | 41-24-1 | 18-11-1 (3rd) | 14th |
| 2000 | 52-17 | 19-10 (2nd) | 1st |
| 2001 | 44-22-1 | 18-12 (2nd) | 9th |
| TOTALS | 870-330-3 (.724) | 328-159-2 (.673) | |

Coach Bertman with actor Kevin Costner at the 2000 CWS.



Skip Bertman celebrates his first national title in 1991 (above) and his fifth national title in 2000 (below).





Skip Bertman recorded a .690 (29-13) winning percentage in College World Series games.



Warren Morris' ninth-inning homer lifted LSU to the 1996 CWS title.

LSU Appearances in Final National Rankings

| YEAR | COLLEGIATE BASEBALL | BASEBALL AMERICA | ESPN/ USA TODAY |
|------|---------------------|------------------|-----------------|
| 1961 | 22 | | |
| 1975 | 19 | | |
| 1985 | 24 | 20 | |
| 1986 | 5 | 5 | |
| 1987 | 4 | 4 | |
| 1988 | NR | NR | |
| 1989 | 4 | 7 | |
| 1990 | 4 | 4 | |
| 1991 | 1 | 1 | |
| 1992 | 9 | 6 | 8 |
| 1993 | 1 | 1 | 1 |
| 1994 | 7 | 10 | 7 |
| 1995 | 18 | 15 | 14 |
| 1996 | 1 | 1 | 1 |
| 1997 | 1 | 1 | 1 |
| 1998 | 3 | 4 | 3 |
| 1999 | 14 | 16 | 16 |
| 2000 | 1 | 1 | 1 |
| 2001 | 10 | 9 | 9 |
| 2002 | 11 | 11 | 11 |
| 2003 | 7 | 5 | 6 |
| 2004 | 8 | 7 | 6 |
| 2005 | 19 | 18 | 18 |
| 2006 | NR | NR | NR |
| 2008 | 6 | 6 | 6 |
| 2009 | 1 | 1 | 1 |
| 2010 | 25 | NR | 25 |
| 2011 | NR | NR | NR |
| 2012 | 9 | 9 | 11 |

SEC Teams in the College World Series

| TEAM | APP. | WON | LOST | PCT. | 1ST | 2ND |
|----------------|-----------|------------|------------|-------------|----------|----------|
| LSU | 15 | 35 | 20 | .636 | 6 | 0 |
| Miss. State | 8 | 7 | 16 | .304 | 0 | 0 |
| Florida | 8 | 11 | 17 | .393 | 0 | 2 |
| Georgia | 6 | 10 | 11 | .476 | 1 | 1 |
| South Carolina | 6 | 23 | 10 | .697 | 2 | 2 |
| Alabama | 5 | 11 | 10 | .524 | 0 | 2 |
| Ole Miss | 4 | 3 | 8 | .273 | 0 | 0 |
| Auburn | 4 | 3 | 8 | .273 | 0 | 0 |
| Tennessee | 4 | 8 | 8 | .500 | 0 | 1 |
| Arkansas | 3 | 4 | 6 | .400 | 0 | 0 |
| Vanderbilt | 1 | 2 | 2 | .500 | 0 | 0 |
| TOTALS | 64 | 117 | 119 | .496 | 9 | 8 |

***PRIOR TO SEC MEMBERSHIP**

| | | | | | | |
|----------------|---|---|----|------|---|---|
| South Carolina | 5 | 9 | 10 | .474 | 0 | 2 |
| Arkansas | 4 | 7 | 8 | .467 | 0 | 1 |

**Note: Arkansas and South Carolina totals not counted in SEC totals prior to SEC membership*

SEC Teams in the NCAA Tournament

| TEAM | APP. | WON | LOST | PCT. |
|----------------|------------|------------|------------|-------------|
| LSU | 25 | 127 | 49 | .722 |
| South Carolina | 16 | 74 | 32 | .698 |
| Georgia | 11 | 48 | 30 | .615 |
| Alabama | 22 | 53 | 35 | .602 |
| Tennessee | 10 | 31 | 21 | .596 |
| Florida | 28 | 85 | 60 | .586 |
| Miss. State | 30 | 77 | 57 | .575 |
| Vanderbilt | 11 | 29 | 23 | .557 |
| Ole Miss | 17 | 43 | 35 | .551 |
| Arkansas | 15 | 37 | 33 | .529 |
| Auburn | 18 | 42 | 39 | .519 |
| Kentucky | 7 | 12 | 14 | .462 |
| TOTALS | 210 | 658 | 427 | .606 |

***PRIOR TO SEC MEMBERSHIP**

| | | | | |
|----------------|----|----|----|------|
| South Carolina | 12 | 48 | 27 | .640 |
| Arkansas | 10 | 25 | 21 | .543 |

**Note: Arkansas and South Carolina totals not counted in SEC totals prior to SEC membership*

College World Series Titles

| | |
|---------------------|----------|
| Southern California | 12 |
| LSU | 6 |
| Texas | 6 |
| Arizona State | 5 |
| Miami (Fla.) | 4 |
| Cal State Fullerton | 4 |
| Arizona | 4 |
| Minnesota | 3 |
| South Carolina | 2 |
| California | 2 |
| Michigan | 2 |
| Oklahoma | 2 |
| Stanford | 2 |
| Oregon State | 2 |

NCAA Tournament Winning Percentage

| | |
|---------------------|----------------------|
| LSU | .722 (127-49) |
| Southern California | .715 (171-68) |
| Arizona State | .689 (155-70) |
| South Carolina | .674 (122-59) |
| Texas | .670 (225-111) |
| Miami (Fla.) | .664 (176-89) |
| Stanford | .660 (134-69) |



LSU has made 15 CWS appearances since 1986.

CWS Winning Percentage

| | | |
|---------------------|--------------|-------------|
| Southern California | 74-26 | .740 |
| Minnesota | 17-7 | .708 |
| LSU | 35-20 | .636 |
| South Carolina | 32-20 | .615 |
| Missouri | 18-11 | .621 |
| Arizona State | 61-38 | .616 |
| Wichita State | 16-11 | .593 |
| Texas | 82-57 | .590 |
| Arizona | 38-27 | .585 |
| Stanford | 40-29 | .580 |
| Miami (Fla.) | 47-38 | .553 |
| Cal State Fullerton | 33-27 | .550 |

CWS Appearances

| | |
|---------------------|-----------|
| Texas | 34 |
| Miami (Fla.) | 23 |
| Arizona State | 22 |
| Southern California | 21 |
| Florida State | 21 |
| Oklahoma State | 19 |
| Stanford | 16 |
| Cal State Fullerton | 16 |
| Arizona | 16 |
| LSU | 15 |

Coaches' CWS Winning Percentage

(min. 20 games)

| | |
|--|---------------------|
| Rod Dedeaux, Southern California | .789 (60-16) |
| Bobby Winkles, Arizona State | .762 (16-5) |
| Dick Siebert, Minnesota | .708 (17-7) |
| Ray Tanner, South Carolina | .697 (23-10) |
| Skip Bertman, LSU | .690 (29-13) |
| Jerry Kindall, Arizona | .682 (15-7) |
| Augie Garrido, Cal State Fullerton/Texas | .655 (38-20) |
| Toby Greene, Oklahoma State | .625 (15-9) |
| Hi Simmons, Missouri | .621 (18-11) |
| Jim Brock, Arizona State | .600 (36-24) |
| Cliff Gustafson, Texas | .595 (44-30) |
| Gene Stephenson, Wichita State | .593 (16-11) |
| Mark Marquess, Stanford | .590 (36-25) |
| Ron Fraser, Miami (Fla.) | .553 (26-21) |
| Jim Morris, Miami (Fla.) | .553 (21-17) |
| Bibb Falk, Texas | .541 (20-17) |

Coaches' CWS Victories


| | |
|--|-----------|
| Rod Dedeaux, Southern California | 60 |
| Cliff Gustafson, Texas | 44 |
| Augie Garrido, Cal State Fullerton/Texas | 38 |
| Jim Brock, Arizona State | 36 |
| Mark Marquess, Stanford | 36 |
| Skip Bertman, LSU | 29 |
| Ron Fraser, Miami (Fla.) | 26 |
| Ray Tanner, South Carolina | 23 |
| Jim Morris, Miami (Fla.) | 21 |
| Bibb Falk, Texas | 20 |
| Gary Ward, Oklahoma State | 19 |
| Mike Martin, Florida State | 18 |
| Hi Simmons, Missouri | 18 |
| Frank Sancet, Arizona | 17 |
| Dick Siebert, Minnesota | 17 |
| Bobby Winkles, Arizona State | 16 |
| Gene Stephenson, Wichita State | 16 |

Consecutive Regional Appearances

| | |
|---------------------|-----------------------|
| Miami (Fla.) | 40 (1973-2012) |
| Florida State | 35 (1978-2012) |
| Cal State Fullerton | 21 (1992-2012) |
| Clemson | 21 (1987-2007) |
| Oklahoma State | 19 (1981-1999) |
| Rice | 18 (1995-2012) |
| Texas | 18 (1979-1996) |
| LSU | 17 (1989-2005) |
| Oral Roberts | 15 (1998-2012) |
| Northern Colorado | 15 (1952-1966) |

NCAA Super Regional Appearances

| | |
|---------------------|----------|
| Florida State | 12 |
| Miami (Fla.) | 10 |
| Cal State Fullerton | 10 |
| LSU | 9 |
| Rice | 9 |
| Clemson | 9 |
| South Carolina | 9 |
| Stanford | 9 |
| Texas | 8 |
| Arizona State | 7 |
| North Carolina | 6 |
| Southern California | 5 |
| Georgia Tech | 5 |



Todd Walker, the 1993 College World Series MVP, enjoyed an 11-year Major League career.

1991

FINAL RECORD: 55-18

PLAYERS

Dale Adams, C
 Adrian Antonini, C
 Tim Bauer, C
 Harry Berrios, OF
 Tiger Blackwell, OF
 Paul Byrd, RHP
 Matt Chamberlain, RHP
 Keyaan Cook, INF
 Rich Cordani, OF
 Luis Garcia, INF
 Pat Garrity, DH
 Mike Graham, OF
 Rick Greene, RHP
 David Herry, RHP
 Gary Hymel, C
 Tookie Johnson, 2B
 Mark LaRosa, LHP
 Bhrett McCabe, RHP
 Chris Moock, 3B
 Gregg Moock, RHP
 Lyle Mouton, RF
 Jared Mula, OF
 Jeff Naquin, RHP
 Mike Neal, INF
 Chad Ogea, RHP
 Ronnie Rantz, LHP
 Armando Rios, CF
 Henri Saunders, RHP
 Andy Sheets, SS
 Mike Sirotko, LHP
 Johnny Tellechea, 1B

COACHES

Skip Bertman - Head Coach
 Smoke Laval - Asst. Coach
 Beetle Bailey - Asst. Coach
 Dan Canevari - Asst. Coach
 Gregg Patterson - Student Asst. Coach

MANAGERS

Russ Rome
 Mike Biandolillo

TRAINERS

Andy Sonnier
 Scott Newman



LSU completed a magnificent 1991 season with a 55-18 record as the Tigers captured their first baseball national title and the 19th overall national championship for the school.

Head coach Skip Bertman directed the Tigers to the 1991 NCAA title after having led his team to the College World Series in five of the past six seasons. Bertman was recognized as the National Coach of the Year by Collegiate Baseball magazine shortly after LSU's World Series victory.

The Tigers became

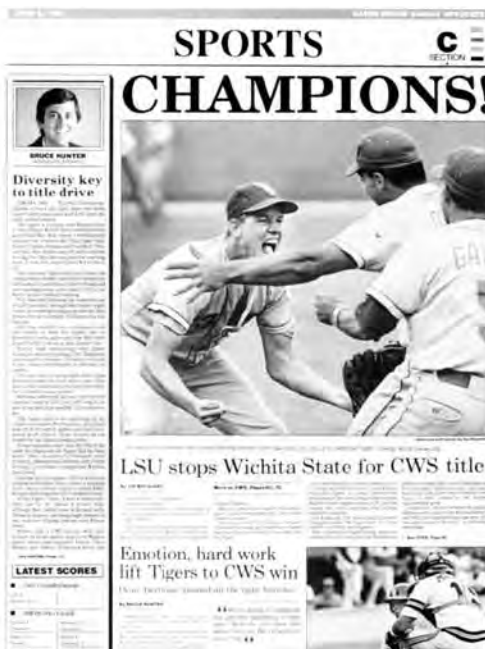
the first team since Miami (Fla.) in 1982 to win the national title without a loss in the NCAA Tournament; LSU won eight consecutive games in the tournament, including four in the South Regional and four in the College World Series.

As a team, the Tigers set a College World Series record by averaging 12 runs per game, breaking the previous mark of 11 per contest established by Notre Dame in 1957.

LSU also set a new Series mark with a team fielding percentage of .993. The Tigers committed only one error in 148 chances.

LSU equaled the College World Series mark for most home runs with nine, tying the record set by Arizona State in 1981. Catcher Gary Hymel blasted four homers, rightfielder Lyle Mouton belted three, designated hitter Pat Garrity contributed one and centerfielder Armando Rios launched a two-run shot in the championship game win over Wichita State.

The Tigers outscored their four Series opponents, 48-15, while recording a team batting average of .329, including five doubles, four triples and nine home runs.



The June 9, 1991, headline of the Baton Rouge Sunday Advocate heralds LSU's CWS title.



All-American Chad Ogea pitched the Tigers to victory in the CWS final against Wichita State.

Hymel was named the Most Outstanding Player of the Series, as he batted .500 with four homers and 10 RBI. Hymel finished the season with a .310 batting average and a school-record 25 home runs to go along with 79 RBI. Hymel, Mouton, pitcher Chad Ogea and first baseman Johnny Tellechea were named to the College World Series All-Tournament team.

Mouton batted .429 in the Series with three homers and 10 RBI; Ogea earned wins over Florida and Wichita State, compiling a 1.74 ERA in 10 1/3 innings; Tellechea hit .438 with two doubles, one RBI and five runs.

LSU culminated its championship year on July 9, 1991, with a trip to the White House. President George Bush recognized the Tigers in a special Rose Garden ceremony which also honored major league legends Joe DiMaggio and Ted Williams. LSU became only the third collegiate baseball team to receive an invitation to the White House.

(Right) Pitcher Paul Byrd holds the championship trophy during the celebration at Alex Box Stadium.



(Below) President George Bush saluted the Tigers in a Rose Garden ceremony which also honored baseball legends Joe DiMaggio and Ted Williams. The Tigers gave the President an LSU jersey embroidered with the No. 2, Bush's jersey number as a college baseball player at Yale.



Assistant Coach Smoke Laval meets with President Bush.



LSU outscored its four CWS opponents, 48-15.

1991 COLLEGE WORLD SERIES FACTS

CWS Records Set By LSU

Team Series

Most Runs Per Game - 12 (48 runs in four games)
 Highest Slugging Percentage - .603 (88 total bases/146 at-bats)
 Highest Fielding Percentage - .993 (one error in 148 chances)

Team Single Game

Most Players Used (Both Teams) - 38, LSU vs. Florida (June 5)

Team Championship Game

Most Hit Batsmen - 3, LSU vs. Wichita State (June 8)

Championship Game Attendance

16,612 - LSU vs. Wichita State (June 8)

Individual Series

Highest Slugging Percentage - 1.357 (19 total bases/14 at-bats), Gary Hymel

CWS Records Tied By LSU

Team Series

Most Home Runs - 9 (four games)

Team Championship Game

Most Sacrifice Flies - 1, LSU vs. Wichita State (June 8)
 Most Sacrifice Flies (Both Teams) - 2, LSU (1) vs. Wichita St. (1)
 Most Hit Batters (Both Teams) - 3, LSU (0) vs. Wichita State (3)

Individual Series

Most Home Runs - 4, Gary Hymel (four games)
 Most Hit by Pitch - 3, Gary Hymel (four games)

Individual Championship Game

Most Sacrifice Flies - 1, Rich Cordani, LSU vs. Wichita State

Individual Career

Most Home Runs - 4, Gary Hymel (1990-91)
 4, Lyle Mouton (1990-91)

1991 College World Series All-Tournament Team

Catcher Gary Hymel, LSU
 First Base Johnny Tellechea, LSU
 Second Base Mike McCafferty, Creighton
 Third Base Jason Giambi, Long Beach State
 Shortstop Kevin Polcovich, Florida
 Outfield Lyle Mouton, LSU
 Outfield Jim Audley, Wichita State
 Outfield Steve Hinton, Creighton
 Designated Hitter Mario Linares, Florida
 Pitcher Kennie Steenstra, Wichita State
 Pitcher Chad Ogea, LSU

Most Outstanding Player

Gary Hymel, LSU

1993

FINAL RECORD: 53-17-1

PLAYERS

- Kevin Ainsworth, OF
- Adrian Antonini, C
- Wade Bagley, C
- Scott Berardi, C
- Harry Berrios, OF
- Dustin Brandon, INF
- Matt Chamberlain, RHP
- Chad Cooley, OF
- Brian Daugherty, INF
- Jim Greely, OF
- Ryan Huffman, OF
- Will Hunt, LHP
- Kenny Jackson, 1B
- Russ Johnson, SS
- Tim Lanier, C
- Brett Laxton, RHP
- Antonio Leonardi-Cattolica, RHP
- Matt Malejko, RHP
- Bhrett McCabe, RHP
- Gregg Moock, RHP
- Warren Morris, INF
- Jeff Naquin, RHP
- Mike Neal, OF
- Ronnie Rantz, LHP
- Armando Rios, OF
- Trey Rutledge, RHP
- Henri Saunders, RHP
- Scott Schultz, RHP
- Tom Schwier, INF
- Mike Sirotko, LHP
- Mark Stocco, OF
- Sean Teague, RHP
- Todd Walker, 2B
- Kevin Ward, C
- Jason Williams, 3B
- Brad Wilson, INF
- Brian Winders, RHP

COACHES

- Skip Bertman - Head Coach
- Smoke Laval - Asst. Coach
- Mike Bianco - Asst. Coach
- Beetle Bailey - Admin. Assistant
- Rick Smith - Volunteer Asst. Coach

MANAGERS

- Dirck Decoteau
- Jason Decoteau

TRAINERS

- Jim Mensch
- Stacy LeCompte



A century of baseball excellence was culminated in June, 1993, as LSU captured its second NCAA title in three years with an 8-0 victory over Wichita State in the College World Series final. In the 100th anniversary season of the Fighting Tiger program, head coach Skip Bertman and his players reinforced LSU's status as the nation's premier baseball power.

The Tigers began the 1993 campaign as the nation's No. 1 team in all three of the college baseball polls. The Tigers' pre-conference schedule featured a 12-game winning streak which extended through the month of March as LSU prepared to defend its SEC title. The Tigers' drive to win their

fourth straight league crown was spearheaded by Todd Walker, who established an SEC single-season record with a 33-game hitting streak. The regular-season also featured a "Turn Back the Clock" game against Tulane in Alex Box Stadium, as players from both teams wore old-fashioned uniforms and used wooden bats. The Tigers defeated the Green Wave 6-3 in a game which commemorated LSU's 100-year baseball history.

LSU went on to become the first team in league annals to win four straight SEC championships and, after a 9-4 win over South Alabama in the NCAA South Regional final at Alex Box Stadium, the Tigers advanced to the College World Series for the

sixth time in eight seasons.

The Tigers returned to Omaha's Rosenblatt Stadium for another National Championship crusade. The fifth-seeded Tigers disposed of fourth-seeded Long Beach State to open the Series as left fielder Jim Greely launched two home runs and collected a personal-best five RBI. Left-hander Mike Sirotko handcuffed the 49ers with a three-hit, nine strikeout performance.

LSU posted a furious rally against top-seeded Texas A&M in the next round, overcoming a 7-2 deficit and grabbing a 9-8 lead on an eighth inning single by Armando Rios. Then, with the bases loaded, Todd Walker provided one of the series'



The June 13, 1993, headline of the Baton Rouge Advocate heralds LSU's second CWS title.



Team captain Mike Neal proclaims LSU No. 1 after the Tigers' 8-0 victory over Wichita St.



(Left) The 1993 National Champions were honored with a celebration in Tiger Stadium the morning after the CWS triumph.

(Below) Todd Walker (left), Brett Laxton (center) and Skip Bertman met with CBS reporter Lesley Visser after the CWS title game.



Mike Sirotka recorded two complete-game victories in the 1993 CWS.

most scintillating moments, unloading his third grand slam of the season to cap the 13-8 triumph.

The momentum generated by the win over the Aggies was vanquished three days later as Long Beach State rallied for an improbable 10-8 victory, striking for four runs in their final at-bat.

Now LSU faced a third meeting with Long Beach, with the winner advancing to the World Series championship game. The Tigers, on the strength of a two-run double by Rios, tied the game 5-5 in the bottom of the ninth before Walker delivered the game-winning single for a thrilling 6-5 victory. LSU was one victory away from fulfilling a season-long dream.

LSU faced Wichita State in the national championship game for the second time in three years, and unlike the first meeting in 1991, this game offered little suspense. Todd Walker's two-run homer in the first inning began LSU's surge to another World Series title. LSU added three runs in the



The Tigers won their second NCAA title in the 100th anniversary season of LSU Baseball.

second inning as Armando Rios sandwiched a sacrifice fly between RBI singles by Walker and by Jason Williams.

While the Tigers bolted to the big lead, freshman right-hander Brett Laxton was in the process of making College World Series history. Relying primarily on an exploding fastball with an occasional paralyzing slider, Laxton set a CWS championship game record with 16 staggering strikeouts. Laxton limited Wichita State to a mere three hits while retiring 16 of the final 20 Shocker batters, including Wichita State's last hope, outfielder Carl Hall, who flied weakly to Harry Berrios in right field to conclude the Tigers' 8-0 triumph. For the second time in three years, an unquenchable desire for victory was LSU's most prominent characteristic as it catapulted the Tigers to college baseball's summit.

Todd Walker was named the Most Outstanding Player of the Series and was joined on the All-Tournament team by Mike Sirotka, Brett Laxton, Adrian Antonini, Jim Greely and Armando Rios. Walker, the 1993 SEC Player of the Year, recorded a conference-record 102 RBI on the season and surpassed Albert Belle as LSU's all-time RBI leader with 175.

Mike Sirotka ended a fantastic four-year career as LSU's career leader in innings pitched with 372. He tied Ben McDonald's school record with 10 complete games, including eight in his final nine starts. Laxton's dazzling performance in the national title game capped a phenomenal season as the National Freshman of the Year was 12-1 with an SEC-best 1.98 ERA.

The 1993 team was expertly guided by Skip Bertman, who for the third time in his 10-year career was named National Coach of the Year. The Tigers completed the year with a 53-17-1 record, marking LSU's fifth-straight 50-win season, a feat unmatched by any other school.

1993 COLLEGE WORLD SERIES FACTS

CWS Records Set By LSU Individual Championship Game

Most Strikeouts - 16, Brett Laxton, LSU vs. Wichita State
Most Sacrifice Flies - 2, Armando Rios, LSU vs. Wichita State

CWS Records Tied By LSU Team Championship Game

Most Sacrifice Flies - 2, LSU vs. Wichita State
Most Strikeouts (Both Teams) - 22, LSU vs. Wichita State

Individual Championship Game

Fewest Hits Allowed - 3, Brett Laxton, LSU vs. Wichita State
Most Putouts - 16, Adrian Antonini, LSU vs. Wichita State

1993 College World Series All-Tournament Team

CatcherAdrian Antonini, LSU
First BaseHunter Triplett, Oklahoma State
Second BaseTodd Walker, LSU
Third BaseCasey Blake, Wichita State
ShortstopJason Adams, Wichita State
OutfieldJim Greely, LSU
OutfieldJason Heath, Oklahoma State
OutfieldArmando Rios, LSU
Designated HitterJeff Liefer, Long Beach State
PitcherBrett Laxton, LSU
PitcherMike Sirotka, LSU

Most Outstanding Player

Todd Walker, LSU

1996

FINAL RECORD: 52-15

PLAYERS

- Jason Albritton, RHP
- T.J. Arnett, RHP
- Tom Bernhardt, OF
- Eric Berthelot, LHP
- John Blancher, INF
- Justin Bowles, RF
- Matt Colvin, LHP
- Patrick Coogan, RHP
- Chad Cooley, LF
- Casey Cuntz, INF
- Brian Daugherty, RHP
- Chris Demouy, LHP
- Nathan Dunn, 3B
- Jake Esteves, RHP
- Eddy Furniss, 1B
- Dan Guillory, RHP
- Jeff Harris, RHP
- James Hemphill, OF
- Conan Horton, C
- Sonny Knoll, RHP
- Mike Koerner, CF
- Tim Lanier, C
- Brett Laxton, RHP
- Antonio Leonardi-Cattolica, RHP
- Trey McClure, INF
- Jeramie Moore, 1B
- Warren Morris, 2B
- Joey Painich, RHP
- Keith Polozola, INF
- Kevin Shipp, RHP
- Jeremy Tyson, RHP
- Kevin Ward, C
- Jason Williams, SS
- Brad Wilson, DH
- Jeremy Witten, OF
- Eddie Yarnall, LHP

COACHES

- Skip Bertman - Head Coach
- Jim Schwanke - Assistant Coach
- Mike Bianco - Assistant Coach
- Dan Canevari - Admin. Assistant
- Daniel Tomlin - Volunteer Asst. Coach

MANAGERS

- Mike Boniol
- Jimmy Goins
- Wes Penn

TRAINERS

- Jim Mensch
- Lara McNeely



Second baseman Warren Morris launched a two-out, two-run homer in the bottom of the ninth inning to lift LSU to a pulsating 9-8 victory over Miami (Fla.) in the 1996 College World Series final. The blast marked the first time in the 50-year history of the CWS that a team had won the national championship with a homer in the bottom of the ninth.

As the ball cleared the right-field fence and landed in the third row of the bleachers, Morris raised his arms into the air triumphantly as he rounded first base. Upon reaching home plate, he was mobbed by his jubilant teammates and cheered by 23,905 fans who had just witnessed

the greatest finish in CWS annals.

The LSU Tigers, for the third time in six seasons, were the champions of collegiate baseball.

Fittingly, it was the only home run of the season for Morris, as the Alexandria, La., native had missed 39 games due to a broken hamate bone in his right hand. He returned to the LSU lineup for the NCAA South II Regional, and he led the Tigers to eight straight victories, with the final win giving his team the national title.

LSU became just the seventh school to win three or more CWS titles in the 50-year history of the event, and Skip Bertman became only the sixth coach to

win three or more baseball national championships. LSU also became only the third school to win three national titles in one decade (1991, 1993, 1996).

The CWS championship capped a long list of achievements for the 1996 Tigers, including establishing an SEC record with 131 home runs on the season. The Tigers posted a 52-15 record, marking LSU's sixth 50-win season in eight years and the seventh in school history. LSU recorded a 20-10 SEC mark, sharing the conference title with Florida and Alabama.

Shortstop Jason Williams became the SEC career leader in runs scored (270), and he became LSU's all-time



The June 9, 1996, headline of the Baton Rouge Sunday Advocate heralds LSU's CWS title.



All-American Eddie Yarnall earned CWS victories over Wichita State and Florida.



(Left) Seniors Chad Cooley (left) and Tim Lanier display the gold jersey LSU wore during its national title drive. The jerseys were later auctioned by the Tiger Athletic Foundation, raising \$38,000 for LSU Baseball.



Warren Morris presents his CWS home run bat to LSU athletic director Joe Dean as head coach Skip Bertman looks on. The presentation was made in Alex Box Stadium prior to Team USA's summer tour game versus Australia on June 20, 1996.



Justin Bowles was named to the CWS All-Tournament team.

hits leader with 327. First baseman Eddy Furniss, a first-team all-America selection, set the SEC single-season mark for RBI (103) and the LSU single-season home run record (26). Pitcher Eddie Yarnall was also a first-team all-America choice, as he posted an 11-1 record, including two victories in the College World Series.

Furniss and pitcher Chris Demouy were named Academic all-Americans; Furniss had a 3.7 gpa in pre-medicine and Demouy a 3.8 gpa in management. Seven Tigers earned Academic all-SEC recognition, including Furniss, Demouy, Morris (3.5 gpa in zoology), catcher Tim Lanier (3.6 in kinesiology), designated hitter Brad Wilson (3.0 in general studies), catcher Kevin Ward (3.6 in electrical engineering) and pitcher Brian Daugherty (3.1 in kinesiology).

For the third time in six seasons, Bertman was named National Coach of the Year, an honor he received from Collegiate Baseball, Baseball America and the American Baseball Coaches Association.

LSU was No. 1 in the grandstand as well, as the Tigers led the nation in attendance by drawing a school-record 226,805 fans to Alex Box Stadium.

It was a remarkable season, culminated by arguably the greatest moment in LSU athletic history, a decisive swing of the bat by Warren Morris, who magnificently added his name to the list of Tiger legends.

1996 COLLEGE WORLD SERIES FACTS

CWS Records Set By LSU

Attendance

Session – 23,905, LSU vs. Miami (Fla.)

Hits

Both Teams, Championship Game – 29, LSU vs. Miami (Fla.)

Sacrifice Flies

Both Teams, Championship Game – 5, LSU vs. Miami (Fla.)

Game Time

Championship Game (9-inning game) – 3:19, LSU vs. Miami (Fla.)

CWS Records Tied By LSU

Saves

Series – 3, LSU

Doubles

Both Teams, Championship Game – 6, LSU vs. Miami (Fla.)

1996 College World Series All-Tournament Team

| | |
|------------------------|-------------------------------|
| Catcher..... | Tim Lanier, LSU |
| First Base..... | Chris Moller, Alabama |
| Second Base..... | Rudy Gomez, Miami (Fla.) |
| Third Base..... | Pat Burrell, Miami (Fla.) |
| Shortstop..... | Alex Cora, Miami (Fla.) |
| Outfield..... | Justin Bowles, LSU |
| Outfield..... | Michael DeCelle, Miami (Fla.) |
| Outfield..... | Brad Wilkerson, Florida |
| Designated Hitter..... | Chuck Hazzard, Florida |
| Pitcher..... | J.D. Arteaga, Miami (Fla.) |
| Pitcher..... | Eddie Yarnall, LSU |

Most Outstanding Player

Pat Burrell, Miami (Fla.)

LSU 9, Wichita State 8 - June 1, 1996

ROSENBLATT STADIUM - OMAHA, NEB.

Box score table for LSU vs Wichita State on June 1, 1996. Columns include player names, AB, R, H, RBI for both teams.

TOTALS table showing aggregate statistics for LSU (36 9 11 9) and Wichita State (39 8 12 8).

E-Williams, Dunn, Esteves, McCullough. DP-LSU 1, Wichita State 1. LOB-LSU 8, Wichita State 15. 2B-Morris (2), McCullough (18), Stine (22). HR-Williams (6), Lanier (5), Blake (22), Sorensen (4), SB-Cooley (16), Bowles 2(12), Young 2(68), Ryan (3). CS-Young. SF-Morris, Stine

Pitching log for LSU: Yarnall (W, 12-1) 5.2 IP, 9 H, 4 R, 3 ER, 5 BB, 5 SO; Esteves 0.2 IP, 2 H, 2 R, 2 ER, 1 BB, 1 SO; Demouy 0.2+ IP, 1 H, 1 R, 1 ER, 2 BB, 2 SO; Coogan 1.0+ IP, 0 H, 0 R, 0 ER, 1 BB, 1 SO; Shipp (S, 1) 1.0 IP, 0 H, 0 R, 0 ER, 1 BB, 1 SO.

Pitching log for WICHITA STATE: Baird (L, 7-6) 2.2 IP, 5 H, 6 R, 2 ER, 3 BB, 3 SO; Bauer 3.0 IP, 5 H, 3 R, 3 ER, 2 BB, 2 SO; Wyckoff 3.0 IP, 1 H, 0 R, 0 ER, 2 BB, 6 SO; Looper 0.1 IP, 0 H, 0 R, 0 ER, 0 BB, 1 SO.

Demouy pitched to two batters in the 8th. Coogan pitched to two batters in the 9th. WP-Shipp. PB-Reese. U-Christal, McKinney, Graham, Thompson. T-3:54. A-22,154.

LSU 9, Florida 4 - June 3, 1996

ROSENBLATT STADIUM - OMAHA, NEB.

Box score table for LSU vs Florida on June 3, 1996. Columns include player names, AB, R, H, RBI for both teams.

TOTALS table showing aggregate statistics for Florida (37 4 9 2) and LSU (33 9 11 9).

E-Ellis, Williams, Dunn, Furniss, Laxton 2. DP-Florida 1, LSU 1. LOB-Florida 12, LSU 8. 2B-Lanier. 3B-Lanier. HR-D. Eckstein (9), Koerner (12), Cooley (14), Bowles (22). SB-Wilkerson (14), Chism (13), Williams (7), Morris (4). CS-Williams. S-Ogle. SF-Koerner.

Pitching log for FLORIDA: Rodriguez (L, 4-1) 3.0+ IP, 7 H, 4 R, 4 ER, 1 BB, 0 SO; Wilkerson 3.2 IP, 3 H, 3 R, 3 ER, 3 BB, 3 SO; Rigdon 0.1 IP, 0 H, 0 R, 0 ER, 1 BB, 1 SO; Roll 1.0 IP, 1 H, 2 R, 2 ER, 2 BB, 0 SO.

Pitching log for LSU: Laxton (W, 8-2) 5.1 IP, 6 H, 3 R, 1 ER, 4 BB, 4 SO; Shipp (S, 2) 3.2 IP, 3 H, 1 R, 0 ER, 1 BB, 4 SO.

Rodriguez pitched to two batters in the fourth. WP-Roll, Wilkerson. U-Christal, McKinney, Jones, Gillmore. T-3:38. A-13,000.

LSU 2, Florida 1 - June 6, 1996

ROSENBLATT STADIUM - OMAHA, NEB.

Box score table for LSU vs Florida on June 6, 1996. Columns include player names, AB, R, H, RBI for both teams.

TOTALS table showing aggregate statistics for Florida (32 1 7 1) and LSU (31 2 5 2).

E-Wilkerson, Duncan, Haught, Yarnall. LOB-Florida 9, LSU 9. 2B-Castaldo, Koerner. CS-Hazzard, Duncan.

Pitching log for FLORIDA: Kaufman (L, 11-5) 5.1 IP, 4 H, 2 R, 1 ER, 1 BB, 6 SO; Rigdon 2.2 IP, 1 H, 0 R, 0 ER, 1 BB, 1 SO.

Pitching log for LSU: Yarnall (W, 11-1) 7.2 IP, 7 H, 1 R, 1 ER, 5 BB, 8 SO; Coogan 0.1 IP, 0 H, 0 R, 0 ER, 0 BB, 0 SO; Demouy 0.1 IP, 0 H, 0 R, 0 ER, 0 BB, 0 SO; Esteves (S, 2) 0.2 IP, 0 H, 0 R, 0 ER, 0 BB, 0 SO.

HBP-Morris by Kaufman, Wilson by Kaufman. U-Gillmore, Graham, McKinney, Thompson. T-3:06. A-17,212.

LSU 9, Miami 8 - June 8, 1996

ROSENBLATT STADIUM - OMAHA, NEB.

Box score table for LSU vs Miami on June 8, 1996. Columns include player names, AB, R, H, RBI for both teams.

TOTALS table showing aggregate statistics for Miami (37 8 14 8) and LSU (38 9 15 7).

Two outs, 1 runner on when game ended. E-Burrell, Rivero, Dunn, Furniss. LOB-Miami 9, LSU 10. 2B-Marcinczyk, Cora, Saggese, Wilson, Bowles, Morris. 3B-Cora. HR-Morris (1). SB-Gomez (28), Koerner (24), Lanier (2). CS-Koerner. S-Grimmett, Morris. SF-Burrell, Rivero, DeCelle, Koerner, Dunn.

Pitching log for MIAMI: Arteaga 6.2 IP, 10 H, 5 R, 3 ER, 2 BB, 7 SO; Morrison (L, 4-2) 2.0 IP, 5 H, 4 R, 4 ER, 2 BB, 2 SO.

Pitching log for LSU: Shipp 5.2 IP, 11 H, 7 R, 5 ER, 3 BB, 3 SO; Coogan (W, 6-0) 3.1 IP, 3 H, 1 R, 1 ER, 0 BB, 1 SO.

WP-Morrison. U-Graham, Christal, McKinney, Thompson, Gillmore, Jones. T-3:19. A-23,905.



The 1996 Tigers overcame a 7-3 deficit to defeat Miami in the CWS title game.

1997

FINAL RECORD: 57-13

PLAYERS

- Kurt Ainsworth, RHP
- Jason Albritton, RHP
- Blair Barbier, 2B
- Bryon Bennett, OF
- Tom Bernhardt, OF
- Eric Berthelot, LHP
- John Blancher, INF
- Christian Bourgeois, 1B
- Matt Colvin, LHP
- Patrick Coogan, RHP
- Brad Cresse, C
- Casey Cuntz, 3B
- Mike Daly, INF
- Brian Daugherty, RHP
- Wes Davis, OF
- Chris Demouy, LHP
- Clint Earnhart, C
- Eddy Furniss, 1B
- Jamin Garidel, C
- Dan Guillory, RHP
- Cedrick Harris, OF
- Jeff Harris, RHP
- Cody Hartshorn, RHP
- Courtney Hernandez, C
- Danny Higgins, INF
- Conan Horton, C
- David Hughes, LHP
- Sonny Knoll, RHP
- Mike Koerner, CF
- Brandon Larson, SS
- Antonio Leonardi-Cattolica, RHP
- Jeff Lipari, 1B
- Trey McClure, 3B
- Joey Painich, RHP
- Keith Polozola, INF
- Kevin Shipp, RHP
- Antoine Simon, OF
- Johnnie Thibodeaux, INF
- Doug Thompson, RHP
- Drew Topham, INF
- Jeremy Tyson, RHP
- Jeremy Witten, OF

COACHES

- Skip Bertman - Head Coach
- Jim Schwanke - Assistant Coach
- Mike Bianco - Assistant Coach
- Daniel Tomlin - Assistant Coach
- Kurt Hester - Strength Coach
- Dan Canevari - Admin. Assistant

MANAGERS

- Mike Boniol
- Wes Penn

TRAINERS

- Shawn Eddy
- Mike Eisen



On June 7, 1997, the LSU Fighting Tigers justified the pre-season status bestowed upon them by Baseball America magazine as college baseball's "Team of the '90s" by defeating Southeastern Conference rival Alabama, 13-6, in the championship game of the College World Series. The game was witnessed by a record crowd of 24,401 in Omaha's Rosenblatt Stadium.

LSU won its fourth NCAA championship of the 1990s (1991, 1993, 1996, 1997), and the Tigers became the first team to win back-to-back titles since Stanford accomplished the feat in 1987-88. Head coach Skip

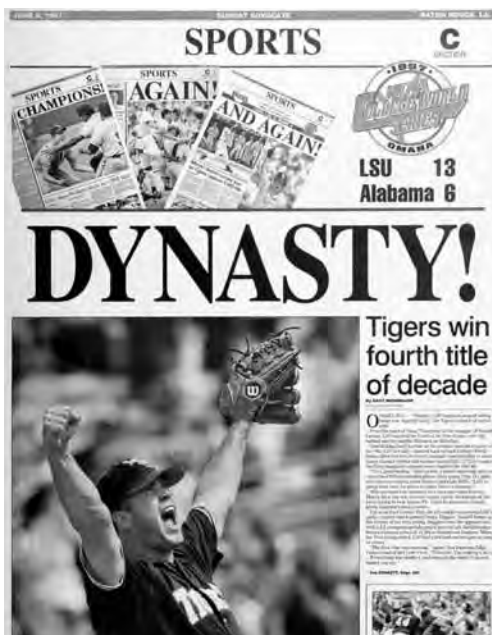
Bertman joined Rod Dedeaux as the only coaches to win four College World Series championships. Bertman was named the 1997 National Coach of the Year, receiving that designation for the fifth time in his storied 14-year career.

Ironically, a month before the title match, the Crimson Tide humiliated the Tigers, 28-2, the worst loss in LSU's 104-year baseball history. But in the CWS championship contest, the Tigers exploded to a 9-0 lead after two innings and never looked back. LSU won its eighth straight CWS game over two seasons, and the

Tigers improved their mark in NCAA (regional and CWS) tournament championship games to a phenomenal 16-0.

Prior to the win over Alabama, the Tigers posted CWS victories over Rice (5-4) and Stanford (10-5 and 13-9). LSU batted .328 (45-for-137) in the Series with seven doubles and 10 home runs. The Tigers averaged better than 10 runs per game in the CWS, outscoring their opponents, 41-24.

The championship game completed a 57-13 campaign for Skip Bertman and his club, as the Tigers established the Southeastern Conference record for most victories in



The June 13, 1997, headline of the Baton Rouge Advocate heralds LSU's fourth CWS title.



Junior right-hander Patrick Coogan was the ace of the '97 staff as he posted a 14-3 record and a 4.46 ERA with 144 strikeouts in 125 innings.



Senior pitcher Brian Daugherty lifts the 1997 NCAA championship trophy at a special ceremony in the Pete Maravich Assembly Center. Nearly 8,000 fans welcomed the Tigers home the day after their triumph in Omaha, Neb.

a season. LSU, which returned only two starting position players from its 1996 national championship club, also claimed the '97 SEC championship, the school's sixth conference crown of the 1990s.

LSU roared to a blistering 19-0 start, establishing the SEC mark for most consecutive victories. The Tigers, who began the season ranked No. 8 (Collegiate Baseball) and No. 13 (Baseball America) in the pre-season polls, ascended to No. 1 by March 10, holding that position for 10 consecutive weeks.

After claiming the SEC title, LSU played host to the NCAA South I Regional, where the Tigers, after suffering a third-round loss to South Alabama, battled back to claim their ninth CWS berth in 12 seasons. LSU posted a thrilling 14-7, 11-inning victory over Long Beach State in an elimination game to force a rematch with South Alabama in the regional championship round. Needing two victories over USA, the Tigers launched eight homers in a doubleheader sweep en route to the regional title. LSU hit .339 (82-for-242) in its six regional games, outscoring the opposition 76-29 while unloading 20 home runs. Third baseman Trey McClure was named the regional's Most Outstanding Player, as he hit .435 (10-for-23) with five doubles, two homers and 10 RBI.

LSU completed the year with an NCAA-record 188 home runs, breaking the previous mark of 161 homers set by Brigham Young in 1988. The Tigers homered at least once in all 70 of their games.

All-American junior



Junior right-hander Doug Thompson was the winning pitcher in the 1997 national championship game, working the final 4.2 innings in the 13-6 win over Alabama.



Senior rightfielder Tom Bernhardt led LSU with a .615 batting average in the CWS.

shortstop Brandon Larson enjoyed a remarkable season, batting .381 on the year with 40 homers and 118 RBI. He established SEC single-season records for homers, RBI and total bases (250), and he became just the fourth player in NCAA history to collect 40 or more homers in a season.

Patrick Coogan (14-3, 4.63 ERA, 144 K), a junior right-hander, earned first-team all-America honors, while first baseman Eddy Furniss (.378, 17 HR, 77 RBI) was a third-team all-America selection. Second baseman Blair Barbier (.353, 15 HR, 57 RBI) earned Freshman all-America recognition.

Also enjoying outstanding campaigns were junior center fielder Mike Koerner (.353, 22 HR, 69 RBI), senior right fielder Tom Bernhardt (.322, 17 HR, 49 RBI) and Doug Thompson (12-3, 4.63 ERA, 158 K), a junior right-hander who earned the victory in the national championship game.

The '97 Tigers magnificently maintained LSU's reign as the "Team of the '90s." Not since Southern California won five straight national titles in the 1970s was one school so dominant in the college baseball landscape.

1997 COLLEGE WORLD SERIES FACTS

CWS Records Set By LSU

Most At-Bats (9-inn. game)

Both Teams, Championship Game – 79, LSU vs. Alabama

Most Runs

Both Teams, Championship Game – 19, LSU vs. Alabama

Most RBI

Both Teams, Championship Game – 19, LSU vs. Alabama

Most Strikeouts (9-inn. game)

Both Teams, Championship Game – 25, LSU vs. Alabama

CWS Records Tied By LSU

Most Home Runs

Team, Game – 5, LSU vs. Stanford

Most Pitchers Used

Team, Game – 7, LSU vs. Stanford

Most Hit Batters

Both Teams, Game – 4, LSU vs. Stanford

Most At-Bats (9-inn. game)

Individual, Championship Game –

6, Brandon Larson, LSU vs. Alabama

6, Mike Koerner, LSU vs. Alabama

Most Wild Pitches

Individual, Game – 3, Patrick Coogan, LSU vs. Alabama

Team, Game – 4, LSU vs. Alabama

Most Runs

Team, Championship Game – 13, LSU vs. Alabama

Most RBIs

Team, Championship Game – 13, LSU vs. Alabama

Most Doubles

Both Teams, Championship Game – 6, LSU vs. Alabama

1997 College World Series All-Tournament Team

Catcher Matt Frick, Alabama

First Base Eddy Furniss, LSU

Second Base Joe Caruso, Alabama

Third Base Andy Phillips, Alabama

Shortstop Brandon Larson, LSU

Outfield Mike Koerner, LSU

Outfield Tom Bernhardt, LSU

Outfield G.W. Keller, Alabama

Designated Hitter Mark Peer, Alabama

Pitcher Jeff Austin, Stanford

Pitcher Jarrod Kingrey, Alabama

Most Outstanding Player

Brandon Larson, LSU

LSU 5, Rice 4 - May 30, 1997

ROSENBLATT STADIUM - OMAHA, NEB.

| RICE (47-15) | AB | R | H | RBI | LSU (54-13) | AB | R | H | RBI | | | | |
|---------------|-----------|----------|----------|----------|---------------|-----------|----------|----------|----------|---|---|---|---|
| Richards, 2b | 4 | 0 | 1 | 0 | Higgins, dh | 3 | 0 | 0 | 0 | | | | |
| Cathey, ss | 5 | 0 | 0 | 0 | Barbier, 2b | 2 | 1 | 1 | 0 | | | | |
| Berkman, 1b | 4 | 1 | 1 | 0 | Larson, ss | 4 | 1 | 1 | 2 | | | | |
| Crosby, cf | 4 | 1 | 0 | 0 | Furniss, 1b | 3 | 2 | 2 | 0 | | | | |
| Ford, rf | 3 | 1 | 1 | 1 | Koerner, cf | 4 | 1 | 1 | 1 | | | | |
| McLaughlin, c | 4 | 1 | 2 | 0 | McClure, 3b | 3 | 0 | 1 | 0 | | | | |
| Berg, dh | 3 | 0 | 1 | 1 | Bernhardt, rf | 3 | 0 | 3 | 1 | | | | |
| Baker, 3b | 3 | 0 | 2 | 2 | Witten, pr/rf | 0 | 0 | 0 | 1 | | | | |
| Savarino, lf | 3 | 0 | 0 | 0 | Davis, lf | 3 | 0 | 0 | 0 | | | | |
| Mathews, ph | 1 | 0 | 0 | 0 | Horton, c | 3 | 0 | 0 | 0 | | | | |
| TOTALS | 34 | 4 | 8 | 4 | TOTALS | 28 | 5 | 9 | 5 | | | | |
| Rice | 0 | 1 | 0 | 0 | 0 | 2 | 0 | 1 | 0 | - | 4 | 8 | 1 |
| LSU | 0 | 1 | 0 | 1 | 0 | 0 | 0 | 3 | x | - | 5 | 9 | 1 |

E-Richards, Larson. DP-Rice 4, LSU 1. LOB-Rice 7, LSU 5. 2B-Furniss. 3B-Berkman. HR-Larson (3B). SB-Ford 2 (12), Higgins (7). S-Ford. SF-Witten.

| RICE | IP | H | R | ER | BB | SO |
|--------------------|----|---|---|----|----|----|
| Nichols | 6 | 7 | 2 | 2 | 3 | 0 |
| Anderson (L, 10-2) | 2 | 2 | 3 | 2 | 2 | 2 |

| LSU | IP | H | R | ER | BB | SO |
|-----------------|----|---|---|----|----|----|
| Thompson | 6 | 6 | 3 | 3 | 2 | 9 |
| Demouy (W, 6-1) | 3 | 2 | 1 | 0 | 0 | 2 |

Nichols faced one batter in the 7th. WP-Nichols, Anderson, Thompson. PB-Horton 2. HBP-Baker by Thompson. U-Hernandez, Rodriguez, Davis, Magnusson. T-2:31. A-20,551.

LSU 10, Stanford 5 - June 1, 1997

ROSENBLATT STADIUM - OMAHA, NEB.

| LSU (55-13) | AB | R | H | RBI | STANFORD (44-19) | AB | R | H | RBI | | | | |
|---------------|-----------|-----------|-----------|-----------|------------------|-----------|----------|----------|----------|---|----|----|---|
| Higgins, dh | 3 | 1 | 1 | 0 | Kilburg, lf | 3 | 1 | 0 | 0 | | | | |
| Polozola, ph | 1 | 0 | 0 | 0 | Muth, rf | 4 | 0 | 1 | 1 | | | | |
| Barbier, 2b | 4 | 0 | 0 | 0 | Hochgesang, 3b | 4 | 0 | 0 | 0 | | | | |
| Larson, ss | 5 | 3 | 3 | 3 | Schaeffer, c | 4 | 0 | 1 | 2 | | | | |
| Furniss, 1b | 4 | 3 | 2 | 2 | Gall, dh | 3 | 1 | 1 | 0 | | | | |
| Koerner, cf | 5 | 0 | 2 | 1 | Gerut, cf | 4 | 1 | 1 | 0 | | | | |
| McClure, 3b | 4 | 0 | 0 | 1 | Quaccia, 1b | 4 | 0 | 1 | 1 | | | | |
| Bernhardt, rf | 4 | 0 | 1 | 0 | Schrager, 2b | 2 | 1 | 1 | 1 | | | | |
| Witten, rf | 0 | 0 | 0 | 0 | Clark, ph | 1 | 0 | 0 | 0 | | | | |
| Davis, lf | 4 | 2 | 1 | 1 | Pecci, ss | 3 | 1 | 1 | 0 | | | | |
| Earnhart, c | 3 | 1 | 2 | 2 | | | | | | | | | |
| Cresse, ph/c | 1 | 0 | 0 | 0 | | | | | | | | | |
| TOTALS | 38 | 10 | 12 | 10 | TOTALS | 32 | 5 | 7 | 5 | | | | |
| LSU | 3 | 0 | 0 | 2 | 2 | 0 | 2 | 1 | 0 | - | 10 | 12 | 1 |
| Stanford | 0 | 0 | 0 | 0 | 2 | 0 | 0 | 3 | 0 | - | 5 | 7 | 0 |

E-Larson. DP-LSU 1. LOB-LSU 4, Stanford 3. 2B-Koerner 2, Bernhardt, Gerut. HR-Larson 2 (40), Furniss (17), Davis (16), Earnhart (6). SB-Larson (9), Koerner (16). CS-Kilburg. SF-Schrager.

| LSU | IP | H | R | ER | BB | SO |
|------------------|-----|---|---|----|----|----|
| Coogan (W, 14-3) | 7.1 | 6 | 5 | 3 | 1 | 6 |
| Daugherty | 1.2 | 1 | 0 | 0 | 0 | 0 |

| STANFORD | IP | H | R | ER | BB | SO |
|--------------------|----|---|---|----|----|----|
| Peterson (L, 11-3) | 5 | 9 | 7 | 7 | 1 | 4 |
| Coogan | 3 | 3 | 3 | 3 | 1 | 2 |
| Koons | 1 | 0 | 0 | 0 | 0 | 1 |

WP-Coogan. HBP-Barbier by Peterson, Kilburg by Coogan. U-Davis, Mascorro, Hernandez, Garman. T-2:42. A-23,867.

LSU 13, Stanford 9 - June 4, 1997

ROSENBLATT STADIUM - OMAHA, NEB.

| STANFORD (45-20) | AB | R | H | RBI | LSU (56-13) | AB | R | H | RBI | | | | |
|------------------|-----------|----------|-----------|----------|---------------|-----------|-----------|----------|-----------|---|----|----|---|
| Kilburg, lf/rf | 3 | 2 | 1 | 1 | Higgins, dh | 3 | 2 | 0 | 0 | | | | |
| Muth, rf | 4 | 2 | 3 | 0 | Barbier, 2b | 3 | 2 | 2 | 2 | | | | |
| Clark, ph/lf | 1 | 0 | 0 | 0 | Larson, ss | 4 | 1 | 1 | 0 | | | | |
| Salter, ph | 1 | 0 | 0 | 0 | Furniss, 1b | 3 | 2 | 1 | 2 | | | | |
| Hochgesang, 3b | 5 | 1 | 3 | 5 | Koerner, cf | 3 | 3 | 2 | 5 | | | | |
| Quaccia, 1b | 5 | 0 | 1 | 0 | McClure, 3b | 3 | 0 | 0 | 1 | | | | |
| Gall, dh | 4 | 0 | 1 | 0 | Cuntz, ph/3b | 2 | 0 | 0 | 0 | | | | |
| Gerut, cf | 5 | 1 | 2 | 0 | Bernhardt, rf | 2 | 2 | 1 | 1 | | | | |
| Schaeffer, c | 4 | 1 | 0 | 0 | Witten, rf | 1 | 0 | 0 | 0 | | | | |
| Schrager, 2b | 4 | 0 | 1 | 1 | Davis, lf | 3 | 1 | 1 | 0 | | | | |
| Pecci, ss | 5 | 2 | 4 | 1 | Earnhart, c | 4 | 0 | 1 | 1 | | | | |
| TOTALS | 41 | 9 | 16 | 8 | TOTALS | 31 | 13 | 9 | 12 | | | | |
| Stanford | 0 | 0 | 0 | 0 | 4 | 0 | 3 | 0 | 2 | - | 9 | 16 | 1 |
| LSU | 0 | 2 | 4 | 1 | 4 | 0 | 0 | 2 | x | - | 13 | 9 | 1 |

E-Hutchinson, Larson. DP-LSU 2. LOB-Stanford 11, LSU 6. 2B-Gall, Schrager, Davis. HR-Hochgesang (17), Koerner 2 (22). SB-Barbier (4), Koerner (17), Davis (12), Earnhart (7). SF-Koerner, Bernhardt.

| STANFORD | IP | H | R | ER | BB | SO |
|---------------------|----|---|---|----|----|----|
| Hutchinson (L, 8-4) | 2 | 2 | 6 | 5 | 4 | 4 |
| Cogan | 2 | 3 | 2 | 2 | 1 | 1 |
| Peterson | 4 | 4 | 5 | 5 | 2 | 7 |

| LSU | IP | H | R | ER | BB | SO |
|--------------------|-----|---|---|----|----|----|
| Thompson | 4.1 | 8 | 4 | 4 | 1 | 3 |
| Demouy | 2 | 5 | 3 | 2 | 0 | 0 |
| Shipp | 0.2 | 0 | 0 | 0 | 2 | 1 |
| Painich | 0.1 | 0 | 0 | 0 | 1 | 0 |
| Berthelot (W, 7-3) | 1.1 | 1 | 1 | 1 | 0 | 3 |
| Daugherty | 0 | 2 | 1 | 1 | 0 | 0 |
| Coogan (S, 3) | 0.1 | 0 | 0 | 0 | 1 | 1 |

Cogan faced one batter in the 5th. Shipp faced one batter in the 8th. Daugherty faced three batters in the 9th. WP-Demouy. HBP-Bernhardt by Hutchinson, Larson by Hutchinson, Higgins by Cogan, Schaeffer by Daugherty. U-Rodriguez, Mascorro, Hernandez, Garman. T-3:18. A-22,218.

LSU 13, Alabama 6 - June 7, 1997

ROSENBLATT STADIUM - OMAHA, NEB.

| ALABAMA (56-14) | AB | R | H | RBI | LSU (57-13) | AB | R | H | RBI | | | | |
|-----------------|-----------|----------|-----------|----------|---------------|-----------|-----------|-----------|-----------|---|----|----|---|
| Tidwell, cf | 3 | 2 | 2 | 0 | Higgins, dh | 4 | 1 | 2 | 3 | | | | |
| Caruso, 2b | 4 | 1 | 3 | 4 | Barbier, 2b | 5 | 1 | 1 | 0 | | | | |
| Phillips, 3b | 5 | 0 | 1 | 0 | Larson, ss | 6 | 1 | 2 | 3 | | | | |
| Mohr, rf | 4 | 0 | 1 | 0 | Furniss, 1b | 5 | 1 | 3 | 0 | | | | |
| Keller, lf | 4 | 1 | 0 | 0 | Koerner, cf | 6 | 2 | 2 | 1 | | | | |
| Frick, c | 5 | 1 | 1 | 0 | McClure, 3b | 3 | 1 | 0 | 0 | | | | |
| Tucker, 1b | 4 | 0 | 1 | 2 | Bernhardt, rf | 4 | 3 | 3 | 3 | | | | |
| Peer, dh | 4 | 1 | 1 | 0 | Witten, rf | 0 | 0 | 0 | 0 | | | | |
| Duncan, ss | 4 | 0 | 1 | 0 | Davis, lf | 4 | 1 | 1 | 3 | | | | |
| | | | | | Earnhart, c | 2 | 0 | 0 | 0 | | | | |
| | | | | | Horton, c | 1 | 2 | 1 | 0 | | | | |
| TOTALS | 39 | 6 | 11 | 6 | TOTALS | 40 | 13 | 15 | 13 | | | | |
| Alabama | 0 | 0 | 2 | 2 | 0 | 0 | 0 | 2 | 0 | - | 6 | 11 | 3 |
| LSU | 6 | 3 | 0 | 0 | 0 | 2 | 1 | 1 | x | - | 13 | 15 | 1 |

E-Caruso, Duncan, Henderson, McClure. DP-Alabama 1, LSU 1. LOB-Alabama 9, LSU 13. 2B-Caruso, Phillips, Tucker, Peer, Bernhardt, Davis. HR-Caruso (15), Higgins (11), Bernhardt (17). SB-Caruso (13).

| ALABAMA | IP | H | R | ER | BB | SO |
|-----------------|-----|---|---|----|----|----|
| Daniel (L, 5-1) | 0.2 | 5 | 5 | 4 | 0 | 0 |
| Kingrey | 3.2 | 5 | 4 | 0 | 6 | 4 |
| Henderson | 2.1 | 4 | 3 | 2 | 1 | 4 |
| Hurst | 1.1 | 1 | 1 | 1 | 2 | 2 |

| LSU | IP | H | R | ER | BB | SO |
|--------------------|-----|---|---|----|----|----|
| Coogan | 4.1 | 6 | 4 | 4 | 1 | 8 |
| Thompson (W, 12-3) | 4.2 | 5 | 2 | 2 | 1 | 7 |

WP-Coogan 3, Thompson. PB-Earnhart, Horton. HBP-Keller by Coogan, McClure by Henderson. U-Davis, Garman, Magnusson, Hernandez, Mascorro, Rodriguez. T-3:15. A-24,401.

2000

FINAL RECORD: 52-17

PLAYERS

- Jeremy Alford, OF
- Blair Barbier, 3B
- Christian Bourgeois, OF
- Billy Brian, P
- Victor Brumfield, INF
- Brad Cresse, C
- Mike Daly, INF
- Brad David, P
- Thomas Evans, INF
- Mike Fontenot, 2B
- Jamin Garidel, C
- Hunter Gomez, P
- Weylin Guidry, P
- Cedrick Harris, OF
- Brad Hawpe, 1B
- Trey Hodges, P
- Ryan Jorgensen, C
- Jeff Lipari, 1B
- Jeremy Loftice, P
- Billy McBride, OF
- Heath McMurray, P
- Nathan Meiners, C
- David Miller, P
- Tommy Morel, OF
- Tim Nugent, P
- Bo Pettit, P
- Wally Pontiff, OF
- David Raymer, OF
- Ryan Richard, P
- Ben Saxon, P
- Jason Scobie, P
- David Shank, P
- Antoine Simon, OF
- Chucky Son, P
- Brian Tallet, P
- Sam Taulli, P
- Ryan Theriot, SS
- Johnnie Thibodeaux, OF
- Chad Vaught, P
- Jeremy Witten, OF
- Ray Wright, OF
- Shane Youman, P

COACHES

- Skip Bertman - Head Coach
- Dan Canevari - Assistant Coach
- Turtle Thomas - Assistant Coach
- Bill Dailey - Assistant Coach
- Curtis Tsuruda - Strength Coach
- Bill Franques - Admin. Assistant

MANAGERS

- Jody Autery
- Mike Boniol
- Johnny Collins
- Wes Penn
- Joey Quillio

TRAINERS

- Shawn Eddy
- Shaun Duhe



Trailing Stanford 5-2 with one out in the bottom of the eighth inning of the 2000 national championship game, the LSU Tigers appeared to have little hope, especially with Cardinal ace Justin Wayne on the mound. Wayne had subdued LSU's bats, allowing no hits while recording seven strikeouts in 3.1 relief innings. In fact, Wayne and Stanford starter Jason Young had combined to hold the Tigers hitless since the second inning, when left field Jeremy Witten singled during a two-run LSU rally.

LSU's only highlight after the second inning had come on defense, when right fielder Ray Wright robbed

Stanford's Edmund Muth of a third-inning, two-run homer by leaping above the wall to make a sensational catch.

Thus, when LSU team captain Blair Barbier stepped to the plate with one out in the eighth, everything pointed toward a Stanford victory celebration. After all, the Cardinal were just five outs away from a national championship with arguably the best pitcher in the country on the mound.

Barbier, undaunted, envisioned a much different scenario. Prior to the inning, he had gathered his teammates in the dugout, imploring them to remain focused, asking them, "DO YOU BELIEVE?" He hoped his


words would spark a positive reaction, yet he knew they would be meaningless should he fail in this at-bat, likely the final at-bat of the senior third baseman's brilliant college career.

So, Barbier stood in against Wayne and battled for his team's survival. He stubbornly fouled off several two-strike offerings, before finally ripping a line drive over the left field wall of Rosenblatt Stadium. Barbier's solo shot was his third homer of the College World Series, and the Tigers had life, now down by two runs.

Wally Pontiff then drew a walk from Wayne, but the Stanford right-hander retired



The June 18, 2000, headline of the Baton Rouge Sunday Advocate heralds LSU's CWS title.



Pitcher Trey Hodges was voted the Most Outstanding Player of the 2000 CWS.



The Tigers posted a 52-17 record, including a 13-0 postseason mark.

center fielder Cedrick Harris on a fly ball to right field for the second out. Witten, who was hitting just .200 (3-for-15) in the CWS, would be Wayne's next challenge.

In his only other at-bat against Wayne, Witten, a fifth-year senior, fanned on just three pitches. And, in this at-bat, Witten again quickly fell behind in the count. Knowing that this was perhaps the final at-bat of his college career, indeed the final at-bat of his entire baseball career, Witten would not succumb to Wayne's darting slider. Instead, he launched a soaring liner into the left-center field seats, just out of the reach of Cardinal left fielder Andy Topham.

The Rosenblatt Stadium crowd of over 24,000 erupted as Witten triumphantly rounded the bases, celebrating just his seventh homer of the season. LSU 5, Stanford 5 . . . and the drama was just beginning.

Wayne retired Wright on a liner to left to end the eighth inning, but Stanford could not recover its lost momentum. LSU right-hander Trey Hodges, who had kept the Tigers in the game with three scoreless relief innings, easily retired the Cardinal in the top of the ninth, setting the stage for the game's final act.

LSU shortstop Ryan Theriot grounded Wayne's first pitch of the ninth into left field to place the winning run on first base. Head coach Skip Bertman, electing not to bunt Theriot down to second base, allowed second baseman

Mike Fontenot to swing away. Fontenot skillfully drew a full-count walk from Wayne, placing the Tigers' destiny in the potent bat of catcher Brad Cresse.

Cresse, like Barbier and Witten before him, was standing at the plate for the final time in an LSU uniform. The nation's leader in home runs (30) and RBI (105), the senior was just 1-for-12 in the College World Series. He had struck out in his two previous at-bats against Wayne, who desperately needed a double play to work his way out of the jam.

As he had in his first two encounters with Cresse, Wayne opened with his devastating slider. Strike one. Wayne fired the slider again, but this time Cresse smashed it, sending the ball sharply into left field. Theriot raced around third base as Topham picked up the ball and heaved it toward home plate. But, the throw was up the line and Theriot slid safely across the plate as his teammates burst from the third-base dugout to embrace him. The wave of jubilant Tigers then moved to the infield, engulfing Cresse at first base.

LSU 6, Stanford 5. The Tigers had secured the school's fifth NCAA title since 1991 with a courageous effort, scoring four runs in their final two at-bats to erase a three-run deficit. Blair Barbier's eighth-inning challenge to his teammates was answered in resounding fashion. The 2000 LSU Tigers, without question, did believe.



Team captain Blair Barbier displays the NCAA Championship trophy to the throng of fans that welcomed home the Tigers.

2000 COLLEGE WORLD SERIES FACTS

CWS Records Set or Tied by LSU

Records Broken

Hit Batters, Game, Both Teams - 6, Stanford (4) vs. LSU (2), June 17

Balks, Series, Team - 3, LSU

Records Tied

Hit by Pitch, Series, Individual - 3, Blair Barbier, LSU

Balks, Series, Individual - 2, Trey Hodges, LSU

2000 College World Series All-Tournament Team

| | |
|------------------------|------------------------------------|
| Catcher..... | Beau Craig, Southern California |
| First Base..... | Craig Thompson, Stanford |
| Second Base..... | Mike Fontenot, LSU |
| Third Base..... | Blair Barbier, LSU |
| Shortstop..... | Ryan Theriot, LSU |
| Outfield..... | Steven Feehan, Louisiana-Lafayette |
| Outfield..... | Edmund Muth, Stanford |
| Outfield..... | Joe Borchart, Stanford |
| Designated Hitter..... | Brad Hawpe, LSU |
| Pitcher..... | Trey Hodges, LSU |
| Pitcher..... | Jon McDonald, Florida State |

Most Outstanding Player

Trey Hodges, LSU

LSU 13, Texas 5 - June 10, 2000

ROSENBLATT STADIUM, OMAHA, NEB.

| TEXAS 5 (46-20) | AB | R | H | RBI | LSU 13 (49-17) | AB | R | H | RBI | | | | |
|-----------------|-----------|----------|----------|----------|----------------|-----------|-----------|-----------|-----------|---|----|----|---|
| West, ss | 4 | 1 | 0 | 0 | Theriot, ss | 5 | 2 | 2 | 0 | | | | |
| Nicholson, 2b | 4 | 2 | 2 | 1 | Fontenot, 2b | 4 | 2 | 3 | 2 | | | | |
| Emond, cf | 4 | 0 | 1 | 1 | Cresse, c | 3 | 1 | 0 | 1 | | | | |
| Anderson, c | 3 | 1 | 1 | 2 | Jorgensen, c | 0 | 0 | 0 | 0 | | | | |
| Hubele, dh | 3 | 0 | 0 | 0 | Hawpe, 1b | 4 | 2 | 1 | 1 | | | | |
| France, ph | 1 | 0 | 0 | 0 | Barbier, 3b | 4 | 3 | 3 | 4 | | | | |
| Ontiveros, 1b | 4 | 1 | 2 | 0 | Pontiff, dh | 3 | 1 | 2 | 1 | | | | |
| Brooks, 3b | 3 | 0 | 1 | 0 | Harris, cf | 5 | 1 | 2 | 2 | | | | |
| Houser, ph | 1 | 0 | 0 | 0 | Witten, lf | 5 | 0 | 1 | 2 | | | | |
| Pumo, lf | 3 | 0 | 1 | 0 | Wright, rf | 4 | 1 | 0 | 0 | | | | |
| Carmichael, ph | 1 | 0 | 1 | 0 | | | | | | | | | |
| TOTALS | 35 | 5 | 9 | 5 | TOTALS | 37 | 13 | 14 | 13 | | | | |
| Texas | 0 | 1 | 0 | 0 | 1 | 1 | 0 | 2 | 0 | - | 5 | 9 | 1 |
| LSU | 4 | 1 | 0 | 0 | 1 | 6 | 1 | 0 | x | - | 13 | 14 | 1 |

E-West (10), Jorgensen (5). DP-LSU 1. LOB-Texas 5, LSU 7. 2B-Emond (11), Ontiveros (22), Theriot (14), Fontenot (12), Hawpe (36), Barbier (14), Witten (15). HR-Anderson (1), Fontenot (17), Barbier 2 (8). SB-West (23), Theriot (7). SF-Anderson (5), Cresse (5).

| TEXAS | IP | H | R | ER | BB | SO |
|------------------|-----|----|---|----|----|----|
| Hale (L, 12-6) | 5.2 | 10 | 8 | 7 | 3 | 4 |
| Tomlinson | 0 | 0 | 3 | 3 | 3 | 0 |
| Clark | 2.1 | 4 | 2 | 2 | 0 | 2 |
| LSU | IP | H | R | ER | BB | SO |
| Tallet (W, 15-3) | 7.1 | 8 | 5 | 5 | 1 | 2 |
| Gomez | 1.2 | 1 | 0 | 0 | 0 | 2 |

Tomlinson faced three batters in the 6th

WP-Tallet (12). Umpires - Al Davis, David Wiley, Scott Graham, Joe Bureson. Start: 6:07 p.m. Time: 3:03 Att.-23975

LSU 10, Southern California 4 - June 12, 2000

ROSENBLATT STADIUM, OMAHA, NEB.

| LSU 10 (50-17) | AB | R | H | RBI | USC 4 (44-19) | AB | R | H | RBI | | | | |
|----------------|-----------|-----------|----------|-----------|----------------|-----------|----------|----------|----------|---|----|---|---|
| Theriot, ss | 5 | 3 | 3 | 3 | Davidson, ss | 4 | 0 | 1 | 1 | | | | |
| Fontenot, 2b | 4 | 2 | 1 | 0 | Garibaldi, rf | 3 | 0 | 1 | 0 | | | | |
| Cresse, c | 3 | 0 | 0 | 0 | Gemoll, 3b | 4 | 1 | 1 | 0 | | | | |
| Hawpe, 1b | 5 | 2 | 3 | 6 | Craig, c | 4 | 1 | 1 | 2 | | | | |
| Barbier, 3b | 3 | 0 | 0 | 1 | Lunetta, 2b | 4 | 0 | 0 | 0 | | | | |
| Pontiff, dh | 4 | 0 | 0 | 0 | Persell, dh | 4 | 0 | 2 | 0 | | | | |
| Harris, cf | 5 | 1 | 1 | 0 | Concepcion, 1b | 4 | 1 | 1 | 1 | | | | |
| Witten, lf | 5 | 1 | 1 | 0 | Barre, cf | 2 | 1 | 0 | 0 | | | | |
| Wright, rf | 2 | 1 | 0 | 0 | Peavey, ph | 0 | 0 | 0 | 0 | | | | |
| Thibodeaux, ph | 0 | 0 | 0 | 0 | Montanez, lf | 3 | 0 | 0 | 0 | | | | |
| McBride, rf | 0 | 0 | 0 | 0 | | | | | | | | | |
| TOTALS | 36 | 10 | 9 | 10 | TOTALS | 32 | 4 | 7 | 4 | | | | |
| LSU | 0 | 0 | 0 | 0 | 0 | 3 | 2 | 5 | 0 | - | 10 | 9 | 0 |
| USC | 0 | 0 | 0 | 2 | 1 | 0 | 1 | 0 | 0 | - | 4 | 7 | 4 |

E-Gemoll (9), Lunetta (13), Prior 2 (1). DP-USC 1. LOB-LSU 7, USC 5. HR-Hawpe 2 (11), Craig (18), Concepcion (8). SH Thibodeaux (1), Montanez (4).

| LSU | IP | H | R | ER | BB | SO |
|-----------------|-----|---|---|----|----|----|
| Saxon | 3 | 3 | 2 | 2 | 1 | 4 |
| Hodges (W, 4-2) | 6 | 4 | 2 | 2 | 1 | 3 |
| USC | IP | H | R | ER | BB | SO |
| Prior (L, 10-7) | 6.2 | 4 | 5 | 5 | 3 | 7 |
| Flores | 0.2 | 3 | 2 | 2 | 1 | 0 |
| Petke | 0 | 1 | 1 | 1 | 0 | 0 |
| Todd | 0 | 0 | 1 | 1 | 1 | 0 |
| Montrenes | 0.2 | 1 | 1 | 1 | 0 | 2 |
| Bannister | 1 | 0 | 0 | 0 | 0 | 0 |

Saxon faced two batters in the 4th. Petke faced one batter in the 8th. Todd faced one batter in the 8th.

BK-Hodges. HBP-by Prior (Barbier), by Prior (Pontiff), by Hodges (Peavey). Umpires - Scott Graham, Al Davis, David Wiley, Dan Mascorro. Start - 2:08 p.m. Time - 3:09 Att. - 16000

LSU 6, Florida State 3 - June 15, 2000

ROSENBLATT STADIUM, OMAHA, NEB.

| FLA. ST. 3 (53-19) | AB | R | H | RBI | LSU 6 (51-17) | AB | R | H | RBI | | | | |
|--------------------|-----------|----------|----------|----------|---------------|-----------|----------|----------|----------|---|---|---|---|
| Smith, rf | 5 | 1 | 2 | 0 | Theriot, ss | 4 | 0 | 1 | 0 | | | | |
| Griffin, lf | 4 | 0 | 2 | 2 | Fontenot, 2b | 2 | 2 | 1 | 0 | | | | |
| McDougall, 2b | 4 | 0 | 2 | 0 | Cresse, c | 4 | 1 | 1 | 0 | | | | |
| Barthelemy, 1b | 5 | 0 | 1 | 0 | Hawpe, 1b | 3 | 2 | 2 | 2 | | | | |
| Jernigan, cf | 2 | 1 | 0 | 0 | Barbier, 3b | 3 | 0 | 1 | 1 | | | | |
| Balet, 3b | 4 | 0 | 1 | 0 | Pontiff, dh | 4 | 0 | 0 | 0 | | | | |
| Halliday, dh | 3 | 0 | 0 | 0 | Harris, cf | 4 | 0 | 1 | 2 | | | | |
| Futrell, ph | 1 | 0 | 0 | 0 | Witten, lf | 3 | 0 | 0 | 0 | | | | |
| Boyd, ph | 1 | 0 | 0 | 0 | Wright, rf | 3 | 1 | 2 | 1 | | | | |
| Groves, ss | 3 | 0 | 1 | 1 | | | | | | | | | |
| McCaleb, c | 1 | 1 | 0 | 0 | | | | | | | | | |
| TOTALS | 33 | 3 | 9 | 3 | TOTALS | 30 | 6 | 9 | 6 | | | | |
| Florida State | 0 | 0 | 0 | 0 | 0 | 1 | 0 | 2 | 0 | - | 3 | 9 | 0 |
| LSU | 1 | 0 | 0 | 1 | 1 | 0 | 0 | 3 | x | - | 6 | 9 | 1 |

E-Barbier (17). DP-FSU 1, LSU 2. LOB-FSU 13, LSU 4. 2B-Smith (28), McDougall (23), Cresse (21). HR-Hawpe (12), Wright (4). SB-Jernigan (14), Fontenot (8). CS-Barbier (3), Wright (3).

| FLORIDA STATE | IP | H | R | ER | BB | SO |
|------------------|-----|---|---|----|----|----|
| Varnes (L, 11-4) | 7.1 | 8 | 6 | 6 | 3 | 2 |
| Lynch | 0.1 | 1 | 0 | 0 | 0 | 1 |
| Whidden | 0.1 | 0 | 0 | 0 | 0 | 0 |
| LSU | IP | H | R | ER | BB | SO |
| Gomez | 5.1 | 6 | 1 | 1 | 4 | 3 |
| Brian | 0.2 | 0 | 0 | 0 | 1 | 0 |
| Youman | 1.2 | 3 | 2 | 2 | 1 | 1 |
| Guidry (W, 1-2) | 0.2 | 0 | 0 | 0 | 2 | 0 |
| Hodges (S, 2) | 0.2 | 0 | 0 | 0 | 0 | 1 |

WP-Youman (4). PB-Cresse (4). BK-Gomez (2). HBP-by Gomez (Jernigan), by Youman (Jernigan), by Varnes (Barbier). Umpires - Tony Maners, Joe Bureson, Al Davis, David Wiley. Start - 6:22 p.m. Time - 3:09 Att. - 19209

LSU 6, Stanford 5 - June 17, 2000

ROSENBLATT STADIUM, OMAHA, NEB.

| STANFORD 5 (50-16) | AB | R | H | RBI | LSU 6 (52-17) | AB | R | H | RBI | | | | |
|--------------------|-----------|----------|-----------|----------|---------------|-----------|----------|----------|----------|---|---|----|---|
| Thompson, 1b | 5 | 1 | 3 | 4 | Theriot, ss | 5 | 1 | 1 | 1 | | | | |
| Brunnett, ss | 4 | 0 | 1 | 0 | Fontenot, 2b | 3 | 0 | 1 | 0 | | | | |
| Muth, cf | 4 | 0 | 0 | 0 | Cresse, c | 3 | 0 | 1 | 1 | | | | |
| Gall, 3b | 5 | 0 | 2 | 1 | Hawpe, 1b | 3 | 0 | 0 | 0 | | | | |
| Borchard, rf | 4 | 0 | 0 | 0 | Barbier, 3b | 3 | 1 | 1 | 1 | | | | |
| O'Riordan, 2b | 5 | 1 | 2 | 0 | Pontiff, dh | 3 | 2 | 1 | 0 | | | | |
| Topham, lf | 5 | 1 | 2 | 0 | Harris, cf | 4 | 1 | 1 | 1 | | | | |
| VanZandt, dh | 4 | 0 | 1 | 0 | Witten, lf | 3 | 1 | 2 | 2 | | | | |
| Alvarado, c | 3 | 2 | 2 | 0 | Wright, rf | 3 | 0 | 0 | 0 | | | | |
| TOTALS | 39 | 5 | 13 | 5 | TOTALS | 30 | 6 | 8 | 6 | | | | |
| Stanford | 0 | 0 | 0 | 4 | 0 | 1 | 0 | 0 | 0 | - | 5 | 13 | 0 |
| LSU | 0 | 2 | 0 | 0 | 0 | 0 | 0 | 3 | 1 | - | 6 | 8 | 0 |

DP-Stanford 1. LOB-Stanford 11, LSU 9. 2B-Thompson (21), VanZandt (6), Fontenot (13), Pontiff (20). HR-Thompson (12), Barbier (9), Witten (7). SB-Brunnett (11). CS-O'Riordan (1). SH-Wright (2).

| STANFORD | IP | H | R | ER | BB | SO |
|-----------------|----|----|---|----|----|----|
| Young | 4 | 4 | 2 | 2 | 1 | 2 |
| Wayne (L, 15-4) | 4 | 4 | 4 | 4 | 3 | 7 |
| LSU | IP | H | R | ER | BB | SO |
| Tallet | 5 | 11 | 5 | 5 | 1 | 4 |
| Hodges (W, 5-2) | 4 | 2 | 0 | 0 | 1 | 4 |

BK-Hodges (4). HBP-by Young (Cresse), by Tallet (Alvarado), by Young (Witten), by Hodges (Borchard), by Wayne (Barbier), by Wayne (Fontenot). Umpires - Scott Graham, Al Davis, Joe Bureson, Dan Mascorro, Tony Maners, David Wiley. Start - 1:40 p.m. Time - 3:42 Att. - 24282



LSU defeated Stanford, 6-5, to win the 2000 CWS title.

2009

FINAL RECORD: 56-17

PLAYERS

Ben Alsup, RHP
 Paul Bertuccini, RHP
 Daniel Bradshaw, RHP
 Ryan Byrd, LHP
 Nolan Cain, RHP
 Louis Coleman, RHP
 Blake Dean, OF/DH
 Wet Delatte, INF
 Beau Didier, INF
 Johnny Dishon, OF
 Grant Dozar, INF
 Kevin Farnsworth, C
 Micah Gibbs, C
 Tyler Hanover, INF
 Buzzy Haydel, INF
 Derek Helenihi, INF
 Chad Jones, OF/LHP
 Leon Landry, OF
 DJ LeMahieu, INF
 Mikie Mahtook, OF
 Spencer Mathews, RHP
 Chris Matulis, LHP
 Chris McGhee, INF
 Jared Mitchell, OF
 Jordan Nicholson, RHP
 Austin Nola, INF
 Sean Ochinko, INF/C
 Matty Ott, RHP
 Nicholas Pontiff, OF
 Anthony Ranaudo, RHP
 Shane Riedie, RHP
 Austin Ross, RHP
 Ryan Schimpf, INF/OF
 Randy Zeigler, LHP

COACHES

Paul Mainieri - Head Coach
 David Grewe - Associate Head Coach
 Javi Sanchez - Assistant Coach
 Will Davis - Assistant Coach
 Ross Brezovsky - Coordinator of Operations
 Kyle Beerbohm - Undergrad. Asst. Coach
 Jeremy Phillips - Strength Coach

MANAGERS

Matthew Montgomery
 Ryan Latuso
 A.J. Million
 Josh Pope

TRAINERS

Beau Lowery - Head Trainer
 Craig Chelette - Student Trainer
 Erin Sutton - Student Trainer



LSU coach Paul Mainieri directed the 2009 Tigers to the College World Series title, posting a 56-17 overall record, including a 10-1 mark in NCAA Tournament competition. The Tigers defeated Texas in the CWS Championship Finals to win the national title, LSU's sixth CWS championship and its first since 2000. Mainieri also guided his squad to the 2009 Southeastern Conference regular-season and tournament titles. The 2009 season was a magnificent year that began with LSU ranked No. 1 in the polls and ended with the Tigers still occupying college baseball's summit. The Tigers improved to 6-0 in winner-take-all games for the CWS championship, also claiming national titles in 1991, 1993, 1996, 1997 and 2000.

LSU in 2009 won its first Southeastern Conference regular-season title since 2003, posting a 20-10 SEC mark. The Tigers then became the first league school since

Alabama in 2002-03 to win consecutive SEC Tournament titles.

LSU played host to the 2009 NCAA Baton Rouge Regional, where the Tigers defeated Southern, Baylor and Minnesota to set up a Super Regional matchup versus Rice in Alex Box Stadium. LSU swept two games from the Owls, earning a berth to the CWS for the second straight season and for the 15th time in school history.

The Tigers defeated Virginia in their CWS opener and recorded two wins over Arkansas to advance to the CWS Championship Finals versus Texas. Trailing 6-4 in the ninth inning of Game 1, the Tigers staged a dramatic two-run rally and eventually prevailed, 7-6, in 11 innings. The Longhorns posted a 5-1 win in Game 2; however, LSU overwhelmed UT, 11-4, in the deciding game to claim the NCAA championship trophy.

Three LSU pitchers earned All-America



Paul Mainieri guided the Tigers to the 2009 College World Series title and earned National Coach of the Year recognition.

Anthony Ranaudo posted two CWS wins, including a victory over Texas in the deciding game of the Championship Series.



recognition in 2009 – right-handers Louis Coleman, Anthony Ranaudo and Matty Ott. Coleman was the '09 SEC Pitcher of the Year, recording a 14-2 record, a 2.93 ERA and 142 strikeouts in 129 innings. Coleman finished the season ranked No. 2 in the nation in wins and No. 4 in strikeouts.

Ranaudo, an all-SEC selection and a member of the College World Series all-tournament team, was 12-3 on the year with a 3.04 ERA and 159 strikeouts in 124.1 innings. Ranaudo was No. 3 in the nation in strikeouts, and he became the first LSU pitcher to lead the SEC in Ks since Kurt Ainsworth in 1999.

Ott, the SEC Co-Freshman of the Year, established an LSU single-season record with 16 saves. A finalist for the NCBWA Stopper of the Year award, Ott posted a 4-2 mark and a 2.68 ERA with six walks and 69 strikeouts in 50.1 innings.

Junior outfielder Jared Mitchell finished his career No. 2 on the all-time LSU steals list with 70. He trails only Rob Hartwig, who had 73 steals from 1986-87. Mitchell's 36 steals in 2009 marks the

second-highest single season total in LSU history – Hartwig has the single-season mark with 42 in 1987.

LSU DH/OF Blake Dean completed the 2009 season ranked No. 8 on the all-time LSU home run list with 44 dingers. He is No. 6 on the LSU career RBI list with 190.

LSU OF/1B Ryan Schimpf finished his career No. 10 on the all-time LSU home run list with 38 career dingers. Schimpf had three home runs in the 2009 College World Series, marking the first time an LSU player hit three homers in the CWS since former first baseman Brad Hawpe launched three dingers in Omaha in 2000. Schimpf had 22 homers in 2009, the 10th-highest single-season total in LSU history.

LSU's final baseball attendance figure for the 2009 season topped the 400,000 mark, shattering the previous school attendance record. LSU's total paid attendance for the '09 season in the New Alex Box Stadium was 403,056 for 42 games, an average of 9,596 per game.

Pitcher Louis Coleman reacts after striking out the final Texas hitter to clinch the 2009 National Championship.



2009 COLLEGE WORLD SERIES ALL TOURNAMENT TEAM

| | |
|-----------|-------------------------------|
| C | Cameron Rupp, Texas |
| 1B | Dustin Ackley, North Carolina |
| 2B | DJ LeMahieu, LSU |
| 3B | Kyle Seager, North Carolina |
| SS | Tyler Cannon, Virginia |
| OF | Kole Calhoun, Arizona St. |
| OF | Jared Mitchell, LSU |
| OF | Ryan Schimpf, LSU |
| DH | Russell Moldenhauer, Texas |
| P | Anthony Ranaudo, LSU |
| P | Taylor Jungmann, Texas |

MOST OUTSTANDING PLAYER
Jared Mitchell, LSU



The 2009 Tigers won 15 of their final 16 games en route to the national championship.



College World Series MVP Jared Mitchell launched a three-run homer in the first inning of Game 3 of the CWS Finals.

LSU 9, Virginia 5 - June 13, 2009

ROSENBLATT STADIUM, OMAHA, NEB.

Box score for LSU vs Virginia, June 13, 2009. Includes batting stats for both teams and a totals row.

Virginia 0 0 1 1 2 0 1 0 0 0 - 5 14 1
LSU 1 0 2 0 3 0 0 3 X - 9 14 0
E - Proscia, S.(12); DP - Virginia 1; LOB - Virginia 14; LSU 7; 2B - Valdes, F.(13); Werman, K.(1); Schimpf(18); Dean(17); 3B - Cannon, T.(5); HR - Proscia, S.(10); Valdes, F.(6); Schimpf(20); Ochiniko(8); HBP - Proscia, S.; Nola, SH - Schimpf(4); SF - Dean(10); CS - Hicks, J.(4); LeMahieu(4) Helenih(1).

Box score for LSU vs Virginia, June 13, 2009. Includes pitching stats for both teams and a totals row.

Win - Ross (6-7). Loss - Packer, M. (3-5). Save - None. WP - Ranaudo(7). HBP - by Coleman (Proscia, S.); by Wilson, T. (Nola). Umpires - HP: Steve Manders 1B: Jeff Henrichs 2B: Joe Burleson 3B: Darrin Sealey Start: 6:10 pm Time: 3:40 Attendance: 24904

LSU 9, Arkansas 1 - June 15, 2009

ROSENBLATT STADIUM, OMAHA, NEB.

Box score for LSU vs Arkansas, June 15, 2009. Includes batting stats for both teams and a totals row.

LSU 3 1 0 0 0 0 5 0 0 0 - 9 13 0
Arkansas 1 0 0 0 0 0 0 0 0 0 - 1 9 2
E - House(5); Kuhn(3); LOB - LSU 11; Arkansas 11; 2B - Schimpf(19); Mitchell 2(14); Tschepikow 2(12); Wilkins(18); HR - Dean(16); Mahtook(7); Nola(3); HBP - Schimpf, SF - Wilkins(3); SB - LeMahieu(11); Tschepikow(17); Wilkins(8).

Box score for LSU vs Arkansas, June 15, 2009. Includes pitching stats for both teams and a totals row.

Win - Coleman (14-2). Loss - Eibner (5-5). Save - None. HBP - by Forrest (Schimpf). Umpires - HP: Joe Burleson 1B: Darrin Sealey 2B: Steve Manders 3B: Jeff Henrichs Start: 6:08 pm Time: 3:24 Attendance: 23417

LSU 14, Arkansas 5 - June 19, 2009

ROSENBLATT STADIUM, OMAHA, NEB.

Box score for LSU vs Arkansas, June 19, 2009. Includes batting stats for both teams and a totals row.

LSU 1 0 3 0 1 1 5 0 3 - 14 16 0
Arkansas 0 0 0 0 0 0 2 0 3 - 5 9 2
E - House(6); Forrest(3); DP - Arkansas 2; LOB - LSU 8; Arkansas 6; 2B - Haydel(4); Dean(18); Ochiniko(15); Hanover(9); HR - Schimpf(21); Dean(17); Mitchell(10); Hanover(5); Leavitt(2); Eibner(12); SF - Mahtook(3).

Box score for LSU vs Arkansas, June 19, 2009. Includes pitching stats for both teams and a totals row.

Win - Ranaudo (11-3). Loss - Richards (6-2). Save - None. WP - Bolsinger(2); Limbocker(2); Murphy(3). Umpires - HP: Joe Burleson 1B: Mark Chapman 2B: Chuck Lyon 3B: Perry Costello Start: 3:38 pm Time: 3:14 Attendance: 19734 Weather: 72, partly sunny, winds E at 7 - Game notes: Start of game delayed 2 hours and 30 minutes due to rain. Richards faced 3 batters in the 3rd. Wells faced 1 batter in the 7th. Limbocker faced 1 batter in the 7th.

LSU 7, Texas 6 (11 innings) - June 22, 2009

ROSENBLATT STADIUM, OMAHA, NEB.

Box score for LSU vs Texas, June 22, 2009. Includes batting stats for both teams and a totals row.

LSU 1 0 0 0 0 2 1 0 2 0 1 - 7 11 0
Texas 0 0 0 3 0 2 1 0 0 0 0 - 6 9 1
E - Rupp, C.(6); DP - Texas 1; LOB - LSU 11; Texas 6; 2B - LeMahieu(13); Loy, B.(8); 3B - Mitchell(5); HR - LeMahieu(5); Schimpf(22); Tucker, T.(3); Moldenhauer 2(3); Keyes, K.(8); Rowe, C.(8); HBP - Maitland, T. SH - LeMahieu(3); Rowe, C.(8); SB - LeMahieu(12).

LSU 1.0 0 0 0 1 0
Coleman 6.0 9 6 6 0 6
Jones 1.0 0 0 0 0 1
Bertuccini 1.0 0 0 0 1 0
Ott 3.0 0 0 0 1 3

Box score for LSU vs Texas, June 22, 2009. Includes pitching stats for both teams and a totals row.

Win - Ott (4-2). Loss - Workman, B. (3-4). Save - None. WP - Coleman(3); Dicharry, A.(4). HBP - by Ott (Maitland, T.). Umpires - HP: Tony Maners 1B: Perry Costello 2B: Steve Manders 3B: Jeff Henrichs Start: 6:11 pm Time: 4:09 Attendance: 23019 Coleman faced 1 batter in the 7th. Jungmann, T. faced 1 batter in the 9th.

Texas 5, LSU 1 - June 23, 2009

ROSENBLATT STADIUM, OMAHA, NEB.

Box score for Texas vs LSU, June 23, 2009. Includes batting stats for both teams and a totals row.

Texas 0 1 3 0 0 0 0 0 0 0 - 5 12 3
LSU 0 1 0 0 0 0 0 0 0 0 - 1 5 2
E - Tucker, T.(8); Loy, B. 2(10); Gibbs 2(7); DP - Texas 2; LSU 2; LOB - Texas 10; LSU 6; 2B - Rupp, C.(13); Rowe, C.(7); 3B - LeMahieu(4); HR - Moldenhauer(4); Clark, P.(3); HBP - Rupp, C. SH - Tucker, T.(9); SB - Loy, B.(9); CS - Torres, M.(2). Reached on CI - Tucker, T.

Box score for Texas vs LSU, June 23, 2009. Includes pitching stats for both teams and a totals row.

Win - Jungmann, T. (11-3). Loss - Ross (6-8). Save - None. HBP - by Bradshaw (Rupp, C.); BK - Jungmann, T.(2) CI - Gibbs. Umpires - HP: Joe Burleson 1B: Steve Manders 2B: Jeff Henrichs 3B: Mark Chapman Start: 7:44 pm Time: 3:10 Attendance: 21871 Cain faced 2 batters in the 7th.

LSU 11, Texas 4 - June 24, 2009

ROSENBLATT STADIUM, OMAHA, NEB.

Box score for LSU vs Texas, June 24, 2009. Includes batting stats for both teams and a totals row.

LSU 3 1 0 0 0 5 0 1 1 - 11 12 0
Texas 0 2 0 2 0 0 0 0 0 - 4 9 1
E - Dicharry, A.(1); DP - Texas 1; LOB - LSU 6; Texas 12; 2B - Mahtook(8); Nola(4); Torres, M.(11); Tucker, T.(12); HR - Ochiniko(9); Mitchell(11); Keyes, K.(9); HBP - Schimpf; Dean 2; Keyes, K. SH - Gibbs(2); SF - Schimpf(4); Helenih(2); SB - Tucker, T.(13); Belt, B.(15).

Box score for LSU vs Texas, June 24, 2009. Includes pitching stats for both teams and a totals row.

Win - Ranaudo (12-3). Loss - Workman, B. (3-5). Save - None. WP - Dicharry, A.(5); HBP - by Green, C. (Dean); by Wood, A. (Schimpf); by Wood, A. (Dean); by Jones (Keyes, K.); PB - Rupp, C.(11). Umpires - HP: Perry Costello 1B: Jeff Henrichs 2B: Joe Burleson 3B: Tony Maners Start: 6:10 pm Time: 3:42 Attendance: 19986 Workman, B. faced 2 batters in the 6th. Wood, A. faced 2 batters in the 8th.

LSU's NCAA Individual Leaders

BATTING AVERAGE
2012 Raph Rhymes .431

HOME RUNS

1996 Eddy Furniss 26
2000 Brad Cresse 30
2008 Matt Clark 28

RBI
1993 Todd Walker 102
1996 Eddy Furniss 103
2000 Brad Cresse 106

DOUBLES
2000 Brad Hawpe # 36

TOTAL BASES
1993 Todd Walker 214

WALKS
1987 Andy Galy 77

SAVES
1991 Rick Greene 14

LSU's NCAA Team Leaders

HITS
1990 LSU 807

RUNS SCORED
1993 LSU 603

HOME RUNS
1996 LSU 131
1997 LSU # 188
1998 LSU 157

LSU's SEC Individual Leaders

BATTING AVERAGE
2011 Mikie Mahtook .383
2012 Raph Rhymes .431

HOME RUNS

1964 Bob Stewart 7
1987 Albert Belle 21
1988 Craig Cala 15
1991 Gary Hymel 25
1993 Todd Walker 22
1996 Eddy Furniss 26
1997 Brandon Larson *40
1998 Brad Cresse 29
2000 Brad Cresse 30
2006 Quinn Stewart 23
2008 Matt Clark 28

RBI

1987 Craig Faulkner 69
1988 Craig Cala 75
1989 Wes Grisham 85
1991 Gary Hymel 79
1992 Todd Walker 76
1993 Todd Walker 102
1996 Eddy Furniss 106
1997 Brandon Larson *118
1998 Brad Cresse 90
2000 Brad Cresse 106
2001 Todd Linden 76

TRIPLES

1981 Chip Moses 5
1983 Mark Howie 7
1989 Wes Grisham 6
1990 Rich Cordani 6
1995 Mike Klostermeyer 6
2008 Ryan Schimpf 7

DOUBLES

1986 Jeff Yurtin 24
1994 Russ Johnson 26
2000 Brad Hawpe #36
2003 Aaron Hill 27

STOLEN BASES

1972 Mike Sonderegger 19
1975 Larry Wright 25
1987 Rob Hartwig 42
2011 Mikie Mahtook 29

HITS

1961 John Bailey 32
1989 Wes Grisham 106
1990 Wes Grisham 100
1992 Todd Walker 100
1993 Todd Walker 109
1997 Brandon Larson 110
2009 DJ LeMahieu 96
2012 Raph Rhymes 100

RUNS SCORED

1991 Lyle Mouton 78
1992 Todd Walker 72
1993 Todd Walker 85
1994 Todd Walker 77
1996 Nathan Dunn 95
2000 Mike Fontenot 93
2003 Aaron Hill 68
2012 Mason Katz 65

PITCHING WINS

1961 Allen Smith 10
1972 Randy Wiles 8
1975 Pat Moock 10
1976 Paul Stefan 10
1986 Stan Loewer 14
1989 Curtis Leskanic 15
1990 Paul Byrd 17
1991 Chad Ogea 14
1992 Lloyd Peever 14
1996 Eddie Yarnall 11
1999 Kurt Ainsworth 13
2001 Lane Mestepey 11
2008 Jared Bradford 10
2009 Louis Coleman 14
2012 Kevin Gausman 12

ERA

1961 Allen Smith 1.34
1966 Bruce Baudier 0.88
1970 Rick Farizo * 0.21
1980 Don Schneider 1.38
1986 Barry Manuel 2.37
1993 Brett Laxton 1.98
2002 Lane Mestepey 2.59
2009 Louis Coleman 2.93

STRIKEOUTS PITCHED

1972 Randy Wiles 116
1975 Paul Stefan 73
1976 Paul Stefan 83
1983 Cal Santarelli 91
1986 Mark Guthrie 122
1988 Russ Springer 156
1989 Ben McDonald * 202
1991 Chad Ogea 140
1995 Scott Schultz 150
1999 Kurt Ainsworth 157
2009 Anthony Ranaudo 159
2012 Kevin Gausman 135

LSU's SEC Team Leaders

BATTING AVERAGE
1990 LSU .325
1996 LSU .318
2000 LSU .340
2001 LSU .318
2004 LSU .333

HOME RUNS

1993 LSU 85
1995 LSU 81
1996 LSU 131
1997 LSU #188
1998 LSU 157
2003 LSU 85

RBI

1987 LSU 434
1990 LSU 515
1991 LSU 488
1993 LSU 527
1995 LSU 457
1996 LSU 583
1997 LSU * 632
2000 LSU 598
2001 LSU 514
2003 LSU 477
2004 LSU 473
2008 LSU 488
2009 LSU 532
2012 LSU 368

TRIPLES

1987 LSU 18
1988 LSU 19
1989 LSU 26
1990 LSU 27
1993 LSU 37
2008 LSU 28
2009 LSU 19
2010 LSU 24

DOUBLES

1990 LSU 156
1991 LSU 138
1993 LSU 152
2000 LSU *194
2003 LSU 147
2009 LSU 142

STOLEN BASES

1987 LSU 156
2009 LSU 114

HITS

1986 LSU 696
1990 LSU 807
1993 LSU 737
2000 LSU 864
2001 LSU 754
2003 LSU 777
2004 LSU 791
2009 LSU 783

RUNS SCORED

1986 LSU 542
1987 LSU 509
1990 LSU 587
1991 LSU 547
1993 LSU 603
1996 LSU 648
2000 LSU 652
2001 LSU 574
2003 LSU 524
2004 LSU 515
2008 LSU 538
2009 LSU 575
2012 LSU 397

SLUGGING PERCENTAGE

1990 LSU .486
1993 LSU .511
1995 LSU .491
1996 LSU .558
2000 LSU .542
2001 LSU .508
2004 LSU .506

ERA

1987 LSU 3.07
1989 LSU 3.50
1996 LSU 3.38
1998 LSU 4.38
2002 LSU 3.42
2009 LSU 4.01

STRIKEOUTS PITCHED

1985 LSU 442
1987 LSU 552
1988 LSU 519
1989 LSU 621
1990 LSU 555
1991 LSU 626
1996 LSU 633
1997 LSU 681
1998 LSU 646
2000 LSU 574
2003 LSU 515
2009 LSU 679
2012 LSU 573

FIELDING PERCENTAGE

1995 LSU .970
2009 LSU .974
2012 LSU .980

* - SEC Record | # - NCAA Record

Bold Letters Indicate SEC Records

HITS**Season**

| | |
|---------|------------------------------|
| 1. 110 | Brandon Larson (289 AB) 1997 |
| 2. 109 | Todd Walker (276 AB) 1993 |
| 3. 106 | Wes Grisham (291 AB) 1989 |
| 106 | Brad Cresse (273 AB) 2000 |
| 106 | J.C. Holt (270 AB) 2004 |
| 6. 104 | Brad Hawpe (287 AB) 2000 |
| 7. 103 | Miike Fontenot (292 AB) 2000 |
| 8. 102 | Sean Barker (267 AB) 2002 |
| 9. 101 | Todd Walker (257 AB) 1994 |
| 10. 100 | Wes Grisham (278 AB) 1990 |
| | Todd Walker (250 AB) 1992 |
| | Ryan Patterson (293 AB) 2004 |
| | Raph Rhymes (232 AB) 2012 |

Career

| | |
|---------------|--------------------------------------|
| 1. 352 | Eddy Furniss (948 AB) 1995-98 |
| 2. 332 | Blake Dean (989 AB) 2007-10 |
| 3. 327 | Jason Williams (1019 AB) 1993-96 |
| 4. 310 | Todd Walker (783 AB) 1992-94 |
| 5. 307 | Blair Barbier (1000 AB) 1997-2000 |
| 6. 284 | Ryan Patterson (805 AB) 2003-05 |
| 7. 279 | Blake Gill (883 AB) 2002-05 |
| 8. 278 | Tookie Johnson (900 AB) 1988-91 |
| 9. 273 | Brad Cresse (842 AB) 1997-2000 |
| 10. 272 | Tyler Hanover (873 AB) 2009-12 |

RUNS**Season**

| | |
|--------|------------------------------|
| 1. 95 | Nathan Dunn (257 AB) 1996 |
| 2. 93 | Mike Fontenot (292 AB) 2000 |
| 3. 85 | Todd Walker (276 AB) 1993 |
| | Eddy Furniss (236 AB) 1998 |
| 5. 83 | Russ Johnson (259 AB) 1993 |
| 6. 82 | Brandon Larson (289 AB) 1997 |
| | Blair Barbier (252 AB) 1997 |
| 8. 79 | Jason Williams (268 AB) 1996 |
| 9. 78 | Lyle Mouton (248 AB) 1991 |
| 10. 77 | Todd Walker (257 AB) 1994 |
| | Eddy Furniss (259 AB) 1997 |

Career

| | |
|---------------|---|
| 1. 270 | Jason Williams (1019 AB) 1993-96 |
| 2. 261 | Eddy Furniss (948 AB) 1995-98 |
| 3. 260 | Blair Barbier (1000 AB) 1997-2000 |
| 4. 234 | Todd Walker (783 AB) 1992-94 |
| 5. 223 | Blake Dean (989 AB) 2007-10 |
| 6. 216 | Russ Johnson (733 AB) 1992-94 |
| 7. 211 | Tookie Johnson (900 AB) 1988-91 |
| 8. 206 | Armando Rios (568 AB) 1991-93 |
| 9. 205 | Brad Cresse (842 AB) 1997-2000 |
| 10. 203 | Ryan Patterson (805 AB) 2003-05 |

RUNS BATTED IN**Season**

| | |
|---------------|-------------------------------------|
| 1. 118 | Brandon Larson (289 AB) 1997 |
| 2. 106 | Brad Cresse (273 AB) 2000 |
| 3. 103 | Eddy Furniss (238 AB) 1996 |
| 4. 102 | Todd Walker (276 AB) 1993 |
| 5. 90 | Brad Cresse (232 AB) 1998 |
| 6. 85 | Wes Grisham (291 AB) 1989 |
| 7. 84 | Trey McClure (240 AB) 1998 |
| 84 | Brad Hawpe (287 AB) 2000 |
| 9. 82 | Jeff Leumont (257 AB) 1999 |
| 10. 81 | Nathan Dunn (257 AB) 1996 |

Career

| | |
|---------------|--------------------------------------|
| 1. 308 | Eddy Furniss (948 AB) 1995-98 |
| 2. 260 | Blake Dean (989 AB) 2007-10 |
| 3. 257 | Brad Cresse (842 AB) 1997-2000 |
| 4. 246 | Todd Walker (783 AB) 1992-94 |
| 5. 202 | Trey McClure (778 AB) 1996-99 |
| 6. 199 | Blair Barbier (1000 AB) 1997-2000 |
| 7. 185 | Clay Harris (771 AB) 2002-05 |
| 8. 182 | Chad Cooley (824 AB) 1993-96 |
| 9. 181 | Russ Johnson (733 AB) 1992-94 |
| 10. 174 | Ryan Patterson (805 AB) 2003-05 |

BATTING AVERAGE

(Min. 2 at bats per team game)

Season

| | |
|----------|--------------------------------|
| 1. .431 | Raph Rhymes (100-for-232) 2012 |
| 2. .410 | Russ Johnson (96-for-234) 1994 |
| 3. .403 | Eddy Furniss (95-for-236) 1998 |
| 4. .400 | Todd Walker (100-for-250) 1992 |
| 5. .395 | Todd Walker (109-for-276) 1993 |
| | Mike Nunnally (32-for-81) 1971 |
| 7. .393 | Todd Walker (101-for-257) 1994 |
| | J.C. Holt (106-for-270) 2004 |
| 9. .390 | Gene Murphy (23-for-59) 1951 |
| 10. .388 | Al White (38-for-98) 1958 |
| | Brad Cresse (106-for-273) 2000 |
| | Micah Gibbs (95-for-245) 2010 |

Career

| | |
|----------|--------------------------------------|
| 1. .396 | Todd Walker (310-for-783) 1992-94 |
| 2. .372 | Sean Barker (129-for-347) 2001-02 |
| 3. .371 | Eddy Furniss (352-for-948) 1995-98 |
| 4. .367 | Russ Johnson (269-for-733) 1992-94 |
| 5. .362 | Wes Grisham (206-for-569) 1989-90 |
| 6. .353 | Mark Cooper (101-for-286) 1983-84 |
| | Lyle Mouton (149-for-422) 1990-91 |
| | Ryan Patterson (284-for-805) 2003-05 |
| 9. .351 | Brad Hawpe (142-for-404) 1999-00 |
| 10. .350 | Jeff Yurtin (138-for-394) 1985-86 |
| | J.C. Holt (240-for-686) 2002-04 |

DOUBLES**Season**

| | |
|--------------|-----------------------------------|
| 1. 36 | # Brad Hawpe (287 AB) 2000 |
| 2. 27 | Eddy Furniss (236 AB) 1998 |
| | Aaron Hill (265 AB) 2003 |
| 4. 26 | Russ Johnson (234 AB) 1994 |
| | Wes Grisham (291 AB) 1989 |
| 6. 25 | Eddy Furniss (259 AB) 1997 |
| | Bryan Moore (241 AB) 2001 |
| 8. 24 | Chad Cooley (260 AB) 1995 |
| | Jeff Yurtin (216 AB) 1986 |
| 10. 23 | Craig Cala (264 AB) 1989 |
| | Wes Grisham (278 AB) 1990 |
| | Keith Osik (268 AB) 1990 |
| | Rich Cordani (273 AB) 1990 |
| | Johnny Tellechea (262 AB) 1991 |
| | Todd Walker (257 AB) 1994 |
| | Blair Barbier (252 AB) 1997 |
| | Ryan Patterson (293 AB) 2004 |
| | Nick Stavinoha (257 AB) 2005 |
| | Ryan Patterson (249 AB) 2005 |

- also NCAA Record

Career

| | |
|--------------|--|
| 1. 87 | Eddy Furniss (948 AB) 1995-1998 |
| 2. 66 | Ryan Patterson (805 AB) 2003-05 |
| 3. 63 | Blake Dean (989 AB) 2007-10 |
| 4. 62 | Blair Barbier (1000 AB) 1997-2000 |
| 5. 61 | Todd Walker (783 AB) 1992-94 |
| 6. 60 | Russ Johnson (733 AB) 1992-94 |
| | Chad Cooley (824 AB) 1993-96 |
| 8. 59 | Jason Williams (1019 AB) 1993-96 |
| 9. 52 | Clay Harris (771 AB) 2002-05 |
| 10. 50 | Aaron Hill (621 AB) 2001-03 |

**Infielder Tookie Johnson (1988-91)****TRIPLES****Season**

| | |
|-------|---------------------------------|
| 1. 11 | Todd Walker (276 AB) 1993 |
| 2. 8 | Roger Sigler (59 AB) 1954 |
| 3. 7 | Mark Howie (162 AB) 1983 |
| | Ryan Schimpf (250 AB) 2008 |
| 5. 6 | John Morse (189 AB) 1983 |
| | Manny Mantrana (172 AB) 1984 |
| | Wes Grisham (291 AB) 1989 |
| | Rich Cordani (273 AB) 1990 |
| | Mike Neal (213 AB) 1993 |
| | Mike Klostermeyer (235 AB) 1995 |
| | J.C. Holt (192 AB) 2002 |
| | Leon Landry (240 AB) 2010 |

Career

| | |
|-------|--------------------------------|
| 1. 15 | Todd Walker (783 AB) 1992-94 |
| 2. 12 | Mikie Mahtook (631 AB) 2009-11 |
| 3. 11 | Tony Toups (372 AB) 1973-76 |
| | John Morse (369 AB) 1982-83 |
| | Mark Howie (419 AB) 1982-84 |
| | Albert Belle (585 AB) 1985-87 |
| | J.C. Holt (686 AB) 2002-04 |
| | Leon Landry (624 AB) 2008-10 |
| 9. 10 | Mike Saab (518 AB) 1980-83 |
| | Wes Grisham (569 AB) 1989-90 |
| | Russ Johnson (733 AB) 1992-94 |
| | Blake Gill (883 AB) 2002-05 |
| | Bruce Sprowl (612 AB) 2003-06 |
| | Ryan Schimpf (619 AB) 2007-09 |

HOME RUNS**Season**

| | |
|--------------|-------------------------------------|
| 1. 40 | Brandon Larson (289 AB) 1997 |
| 2. 30 | Brad Cresse (273 AB) 2000 |
| 3. 29 | Brad Cresse (232 AB) 1998 |
| 4. 28 | Eddy Furniss (236 AB) 1998 |
| | Matt Clark (227 AB) 2008 |
| 6. 27 | Trey McClure (240 AB) 1998 |
| 7. 26 | Eddy Furniss (238 AB) 1996 |
| 8. 25 | Gary Hymel (245 AB) 1991 |
| 9. 23 | Quinn Stewart (223 AB) 2006 |
| 10. 22 | Todd Walker (276 AB) 1993 |
| | Justin Bowles (232 AB) 1996 |
| | Mike Koerner (273 AB) 1997 |
| | Ryan Schimpf (262 AB) 2009 |

Career

| | |
|--------------|--------------------------------------|
| 1. 80 | Eddy Furniss (948 AB) 1995-98 |
| 2. 78 | Brad Cresse (842 AB) 1997-2000 |
| 3. 59 | Trey McClure (778 AB) 1996-99 |
| 4. 56 | Blake Dean (989 AB) 2007-10 |
| 5. 52 | Todd Walker (783 AB) 1992-94 |
| 6. 50 | Ryan Patterson (805 AB) 2003-05 |
| 7. 49 | Albert Belle (585 AB) 1985-87 |
| 8. 46 | Blair Barbier (1000 AB) 1997-2000 |
| 9. 40 | Mike Koerner (671 AB) 1995-97 |
| | Brandon Larson (289 AB) 1997 |

TOTAL BASES

Season

- 250 Brandon Larson (289 AB) 1997**
- 217 Brad Cresse (273 AB) 2000
- 214 Todd Walker (276 AB) 1993
- 212 Eddy Furniss (236 AB) 1998
- 201 Wes Grisham (291 AB) 1989
- 190 Eddy Furniss (238 AB) 1996
- 184 Mike Koerner (273 AB) 1997
- 182 Nathan Dunn (257 AB) 1996
- 181 Russ Johnson (234 AB) 1994
- 180 Todd Walker (257 AB) 1994

Career

- 689 Eddy Furniss (948 AB) 1995-98**
- 575 Blake Dean (989 AB) 2007-10
- 557 Todd Walker (783 AB) 1992-94
- 556 Brad Cresse (842 AB) 1997-2000
- 517 Blair Barbier (1000 AB) 1997-2000
- 510 Ryan Patterson (805 AB) 2003-05
- 470 Jason Williams (1019 AB) 1993-96
- 461 Trey McClure (778 AB) 1996-99
- 445 Russ Johnson (733 AB) 1992-94
- 419 Chad Cooley (824 AB) 1993-96

STOLEN BASES

Season

- 42 Rob Hartwig (67 games) 1987
- 36 Jared Mitchell (67 games) 2009
- 34 Jeff Reboulet (56 games) 1985
- 33 Ron Lim (66 games) 1989
- 31 Rob Hartwig (54 games) 1986
- 29 Mikie Mahtook (56 games) 2011
- 28 Josh Dalton (67 games) 1998
- 26 Russ Johnson (66 games) 1994
- 25 Larry Wright (48 games) 1975
- 24 Jeff Reboulet (69 games) 1986
- Burke Broussard (66 games) 1986
- Ron Lim (66 games) 1990
- Scott Bethea (73 games) 1990
- Mike Koerner (65 games) 1996
- Josh Dalton (65 games) 1999
- Sean Barker (66 games) 2002

Career

- 73 Rob Hartwig (121 games) 1986-87
- 70 Jared Mitchell (174 games) 2007-09
- 67 Larry Wright (174 games) 1975-78
- 61 Russ Johnson (200 games) 1992-94
- 60 Mikie Mahtook (180 games) 2009-11
- 58 Jeff Reboulet (125 games) 1985-86
- 57 Ron Lim (132 games) 1989-90
- 53 Chad Cooley (235 games) 1993-96
- 52 Josh Dalton (132 games) 1998-99
- 51 Andy Galy (217 games) 1985-88
- Todd Walker (203 games) 1992-94

WALKS RECEIVED

Season

- 77 Andy Galy (221 AB) 1987
- 72 Eddy Furniss (236 AB) 1998
- 67 Russ Johnson (234 AB) 1994
- Russ Johnson (259 AB) 1993
- 64 Armando Rios (235 AB) 1993
- 62 Mike Bianco (249 AB) 1989
- 60 Craig Cala (264 AB) 1989
- 58 Eddy Furniss (259 AB) 1997
- 57 Trey McClure (229 AB) 1999
- Ryan Theriot (275 AB) 2000
- Jared Mitchell (226 AB) 2009

Career

- 191 Eddy Furniss (948 AB) 1995-98
- 164 Jason Williams (1019 AB) 1993-96
- 163 Russ Johnson (733 AB) 1992-94
- Trey McClure (778 AB) 1996-99
- 157 Blair Barbier (1000 AB) 1997-2000
- Ryan Theriot (783 AB) 1999-2001
- 148 Blake Dean (989 AB) 2007-10
- 145 Andy Galy (491 AB) 1985-88
- 144 Steve Bollman (554 AB) 1975-79
- 143 Armando Rios (568 AB) 1991-93

PITCHING VICTORIES

Season

- 17 Paul Byrd (29 App) 1990
- 15 Curtis Leskanic (29 App) 1989
- Brian Tallet (25 App) 2000
- 14 Louis Coleman (25 App) 2009
- Patrick Coogan (25 App) 1997
- Lloyd Peever (17 App) 1992
- Ben McDonald (26 App) 1989
- Stan Loewer (28 App) 1986
- Chad Ogea (23 App) 1990
- Chad Ogea (25 App) 1991

Career

- 36 Scott Schultz (1992-95)
- 36 Lane Mestepey (2001-05)
- 33 Stan Loewer (1984-87)
- 31 Paul Byrd (1989-91)
- 30 Pat Moock (1972-75)
- Chad Ogea (1989-91)
- Mike Sirotka (1990-93)
- 29 Ben McDonald (1987-89)
- Louis Coleman (2006-09)
- 28 Brett Laxton (1993-96)

EARNED RUN AVERAGE

Season

- 0.21 Rick Farizo (1 ER, 41.2 IP) 1970**
- 1.10 Bruce Baudier (6 ER, 49 IP) 1966
- 1.33 Tom Barfield (4 ER, 27 IP) 1954
- 1.34 Mike Tullier (9 ER, 60.1 IP) 1968
- 1.35 Allen Smith (12 ER, 80 IP) 1961
- 1.38 Don Schneider (8 ER, 52.1 IP) 1980
- 1.44 Rick Farizo (8 ER, 50 IP) 1968
- 1.59 Randy Wiles (14 ER, 79.1 IP) 1970
- Chris Cotton (8 ER, 45.1 IP) 2012
- 1.70 Dick Hicks (14 ER, 74.1 IP) 1968


Career

- 1.70 Bruce Baudier (23 ER, 121.1 IP) 1966-67
- 1.82 Allen Smith (48 ER, 237.1 IP) 1960-62
- 2.05 Dick Hicks (30 ER, 131.2 IP) 1967-68
- 2.09 Rick Farizo (27 ER, 116.1 IP) 1968-71
- 2.17 Paul Stefan (87 ER, 277.1 IP) 1975-77
- 2.36 Steve George (41 ER, 156.1 IP) 1962-64
- 2.41 Randy Wiles (77 ER, 287 IP) 1970-73
- 2.47 Fred Southerland (38 ER, 138.2 IP) 1960-62
- 2.53 Barry Manuel (38 ER, 135 IP) 1985-87
- Pat Moock (80 ER, 284.2 IP) 1972-75

STRIKEOUTS

Season

- 202 Ben McDonald (152.1 IP) 1989**
- 159 Anthony Ranaudo (124.1 IP) 2009
- 158 Doug Thompson (124.1 IP) 1997
- 157 Kurt Ainsworth (130.1 IP) 1999
- 156 Eddie Yarnall (124.2 IP) 1996
- Russell Springer (119 IP) 1988
- 150 Scott Schultz (117 IP) 1995
- 144 Patrick Coogan (125 IP) 1997
- Ben McDonald (118.2 IP) 1988
- 142 Louis Coleman (129 IP) 2009



Pitcher Lane Mestepey (2001-05)

Career

- 409 Scott Schultz (398 IP) 1992-95
- 373 Ben McDonald (308.2 IP) 1987-89
- 326 Mike Sirotka (372 IP) 1990-93
- 319 Paul Byrd (333.2 IP) 1989-91
- 317 Stan Loewer (344 IP) 1984-87
- 313 Mark Guthrie (319.1 IP) 1984-87
- Russell Springer (252 IP) 1987-89
- 310 Randy Wiles (287 IP) 1970-73
- 303 Louis Coleman (311.2 IP) 2006-09
- 300 Bo Pettit (300.2 IP) 2000-03

STRIKEOUTS PER NINE INNINGS

Season

- 14.33 Russell Springer (68 SO, 42.2 IP) 1987
- 13.05 Eddie Yarnall (87 SO, 60 IP) 1995
- 12.41 Nick Rumbelow (34 SO, 24.2 IP) 2012
- 12.34 Matty Ott (69 SO, 50.1 IP) 2009
- 12.18 Randy Keisler (135 SO, 99.2 IP) 1998
- 12.03 Nick Goody (45 SO, 33.2 IP) 2012
- 11.91 Ben McDonald (202 SO, 152.2 IP) 1989
- 11.80 Russell Springer (156 SO, 119 IP) 1988
- 11.66 Billy Sadler (57 SO, 44 IP) 2003
- 11.54 Scott Schultz (150 SO, 117 IP) 1995

Career

- 11.88 Eddie Yarnall (260 SO, 197 IP) 1994-96
- 11.18 Russell Springer (313 SO, 252 IP) 1987-89
- 11.13 Kurt Ainsworth (171 SO, 138.1 IP) 1998-99
- 11.00 Barry Manuel (165 SO, 135 IP) 1985-87
- 10.87 Ben McDonald (373 SO, 308.2 IP) 1987-89
- 10.82 Anthony Ranaudo (226 SO, 188 IP) 2008-10
- 10.64 Patrick Coogan (266 SO, 225 IP) 1995-97
- 10.35 Doug Thompson (282 SO, 245.1 IP) 1997-98
- 10.17 Matty Ott (136 SO, 120.1 IP) 2009-11
- 10.07 Jake Tompkins (171 SO, 152.2 IP) 2002-03

Bold Letters Indicate SEC Records

Year-by-Year Statistical Leaders

Bold Letters Indicate SEC Leaders

AT BATS

| YEAR | NAME, POS. | AT BATS |
|------|-----------------------|---------|
| 1948 | Bill Michaelis, lf | 96 |
| 1949 | Lee Hedges, ss-of | 66 |
| 1950 | Luther Payer, 3b | 65 |
| 1951 | Bob Meador, lf | 66 |
| 1952 | Al Doggett, cf | 75 |
| | Jim Barton, cf | 75 |
| 1953 | Darryl Whitty, cf | 78 |
| 1954 | Paul Zinsler, 3b | 74 |
| 1955 | Darryl Whitty, cf-3b | 99 |
| 1956 | Ralph Richoux, c | 81 |
| 1957 | Redfield Bryan, ss | 71 |
| 1958 | Al White, 2b | 98 |
| | Redfield Bryan, 1b | 98 |
| 1959 | Carey Guglielmo, ss | 125 |
| 1960 | Francis Genusa, ss | 107 |
| 1961 | John Bailey, cf | 101 |
| 1962 | Bobby Theriot, rf | 101 |
| 1963 | Bobby Cotton, rf | 105 |
| 1964 | Joe Moock, ss | 94 |
| 1965 | Harry Morel, 3b | 80 |
| 1966 | Jack Achord, 2b | 81 |
| 1967 | Irwin Felps, 3b | 99 |
| 1968 | Ron Hunt, ss | 116 |
| 1969 | Phil Lewis, 3b | 126 |
| 1970 | Mike Sonderegger, lf | 136 |
| 1971 | Mike Moock, 2b | 141 |
| 1972 | Steve Frank, of-1b | 131 |
| | Gerald Keigley, ss | 131 |
| 1973 | Mike Miley, ss | 99 |
| 1974 | Tony Toups, 3b | 120 |
| 1975 | Steve Frank, 1b | 184 |
| 1976 | Larry Wright, cf | 151 |
| 1977 | Larry Wright, cf | 155 |
| 1978 | Mike Crosswell, ss-3b | 154 |
| 1979 | Duane Dewey, c | 206 |
| 1980 | Pete Almaguer, 2b-3b | 146 |
| 1981 | Chip Moses, 2b | 198 |
| 1982 | Chris Brant, ss | 181 |
| | Billy Williams, cf | 181 |
| 1983 | John Morse, lf | 189 |
| 1984 | Mark Howie, ss | 189 |
| 1985 | Marty Lanou, 3b | 216 |
| 1986 | Jeff Reboulet, ss | 254 |
| 1987 | Jack Voigt, of | 248 |
| 1988 | Rich Vasquez, cf | 214 |
| 1989 | Wes Grisham, dh | 291 |
| 1990 | Wes Grisham, lf | 278 |
| 1991 | Tookie Johnson, 2b | 283 |
| 1992 | Andy Sheets, ss | 265 |
| 1993 | Todd Walker, 2b | 276 |
| 1994 | Todd Walker, 2b | 257 |
| 1995 | Jason Williams, ss | 267 |
| 1996 | Jason Williams, ss | 268 |
| 1997 | Brandon Larson, ss | 289 |
| 1998 | Blair Barber, 2b | 251 |
| 1999 | Blair Barber, 3b | 263 |
| 2000 | Mike Fontenot, 2b | 292 |
| 2001 | Wally Pontiff, 3b | 268 |
| 2002 | Sean Barker, rf | 267 |
| 2003 | Aaron Hill, ss | 265 |
| 2004 | Ryan Patterson, lf | 293 |
| 2005 | Nick Stavinotha, rf | 257 |
| 2006 | Michael Hollander, ss | 225 |
| 2007 | Jared Mitchell, cf | 209 |
| 2008 | Blake Dean, of/dh | 269 |
| 2009 | DJ LeMahieu, inf | 274 |
| 2010 | Austin Nola, ss | 259 |
| 2011 | Raph Rhymes, dh | 214 |
| 2012 | JaCoby Jones, 2b | 245 |

RUNS

| YEAR | NAME, POS. | RUNS |
|------|------------------------|------|
| 1948 | Buddy Coleman, lf | 19 |
| 1949 | Bob Meador, of | 14 |
| 1950 | Sinclair Kouns, 1b | 11 |
| 1951 | Billy Hanna, ss | 14 |
| 1952 | Al Doggett, lf | 17 |
| | Jerry Marchand, c | 17 |
| 1953 | Irvin DeLatte, lf | 18 |
| 1954 | Paul Zinsler, 3b | 15 |
| 1955 | Tommy Virgates, 2b | 17 |
| | Darryl Whitty, cf-3b | 17 |
| 1956 | Don Hover, of | 15 |
| 1957 | Al White, 2b | 11 |
| 1958 | Al White, 2b | 28 |
| 1959 | Ronnie Johnston, cf | 33 |
| 1960 | George Nattin, lf | 20 |
| 1961 | John Bailey, cf | 21 |
| 1962 | Tommy Demont, 3b | 17 |
| 1963 | Gene Achord, cf | 23 |
| 1964 | Pat Screen, lf | 16 |
| 1965 | Stirling Abernathy, cf | 8 |
| 1966 | Lyndon Morris, 1b-2b | 12 |
| 1967 | Steve Ogden, 1b-1f,p | 19 |
| 1968 | Ron Hunt, ss | 17 |

| | | |
|------|----------------------|----|
| 1969 | Craig Burns, cf | 13 |
| 1970 | Mike Moock, 2b | 22 |
| 1971 | Mike Sonderegger, lf | 23 |
| 1972 | Mike Miley, ss | 27 |
| 1973 | Mike Miley, ss | 22 |
| 1974 | Mike Miley, ss | 19 |
| 1975 | Steve Frank, 1b | 41 |
| 1976 | Larry Wright, cf | 27 |
| | Tony Toups, ss | 27 |
| | Steve Bollman, 2b | 27 |
| 1977 | Steve Bollman, 2b | 24 |
| 1978 | Larry Wright, cf | 23 |
| 1979 | Bobby Mariano, 3b | 29 |
| 1980 | Chip Moses, ss | 29 |
| 1981 | Jeff Harrell, lf-1b | 48 |
| 1982 | Ken Mulshenock, dh | 41 |
| 1983 | John Morse, lf | 38 |
| | Mike Saab, rf | 38 |
| 1984 | Tim Schneider, 3b | 43 |
| 1985 | Jeff Reboulet, ss | 58 |
| 1986 | Jeff Reboulet, ss | 63 |
| | Albert Belle, cf | 63 |
| | Jim Bowie, 1b | 63 |
| 1987 | Jack Voigt, of | 63 |
| 1988 | Andy Galy, 2b | 58 |
| 1989 | Craig Cala, rf | 71 |
| 1990 | Tim Clark, rf | 70 |
| 1991 | Lyle Mouton, rf | 78 |
| 1992 | Todd Walker, 2b | 72 |
| 1993 | Todd Walker, 2b | 85 |
| 1994 | Todd Walker, 2b | 77 |
| 1995 | Warren Morris, 2b | 70 |
| 1996 | Nathan Dunn, 3b | 95 |
| 1997 | Brandon Larson, ss | 82 |
| | Eddy Furniss, 1b | 82 |
| 1998 | Eddy Furniss, 1b | 85 |
| 1999 | Blair Barber, 2b | 66 |
| 2000 | Mike Fontenot, 2b | 93 |
| 2001 | Ryan Theriot, ss | 67 |
| 2002 | Matt Heath, lf | 57 |
| 2003 | Aaron Hill, ss | 68 |
| 2004 | J.C. Holt, cf | 71 |
| 2005 | Ryan Patterson, lf | 74 |
| 2006 | Quinn Stewart, rf | 50 |
| 2007 | Jared Mitchell, cf | 41 |
| 2008 | Blake Dean, of/dh | 62 |
| 2009 | Ryan Schimpf, inf/of | 73 |
| 2010 | Mikie Mahtook, of | 68 |
| 2011 | Mikie Mahtook, of | 61 |
| 2012 | Mason Katz, 1b/of | 65 |

HITS

| YEAR | NAME, POS. | HITS |
|------|------------------------|------|
| 1948 | Bill Michaelis, lf | 30 |
| 1949 | Lee Hedges, ss-of | 20 |
| 1950 | Luther Payer, 3b | 20 |
| 1951 | Billy Hanna, ss | 24 |
| 1952 | Al Doggett, lf | 22 |
| 1953 | Jerry Marchand, c | 26 |
| 1954 | Roger Sigler, p-1f | 21 |
| 1955 | Roger Sigler, p-of | 24 |
| 1956 | Ralph Richoux, c | 23 |
| 1957 | Redfield Bryan, ss | 17 |
| 1958 | Al White, 2b | 38 |
| 1959 | Andy Bourgeois, 3b | 35 |
| 1960 | Frank Naff, 1b | 29 |
| 1961 | John Bailey, cf | 32 |
| 1962 | Bobby Theriot, rf | 30 |
| 1963 | Bobby Cotton, rf | 30 |
| 1964 | Bob Stewart, 1b | 26 |
| | Joe Moock, ss | 26 |
| 1965 | Harry Morel, 3b | 22 |
| 1966 | Bob Leake, ss-3b | 22 |
| | Jack Achord, 2b | 22 |
| 1967 | Tom Giles, c | 28 |
| 1968 | Ron Hunt, ss | 34 |
| 1969 | Phil Lewis, 3b | 30 |
| 1970 | Mike Moock, 2b | 40 |
| 1971 | Craig Burns, cf | 42 |
| 1972 | Mike Miley, ss | 40 |
| 1973 | Gerald Keigley, 3b | 27 |
| | Mike Miley, ss | 27 |
| 1974 | Randy Aldridge, lf | 32 |
| 1975 | Steve Frank, 1b | 62 |
| 1976 | Larry Wright, cf | 47 |
| 1977 | Kenny Klug, 3b | 38 |
| 1978 | Tim Wadsworth, c-1b-dh | 38 |
| 1979 | Duane Dewey, c | 64 |
| 1980 | Chip Moses, ss | 46 |
| | Tony Loner, c | 46 |
| 1981 | Chip Moses, 2b | 70 |
| 1982 | Ken Mulshenock, dh | 37 |
| | Chris Brant, cf | 37 |
| 1983 | John Morse, lf | 67 |
| 1984 | Tim Sossamon, rf | 58 |
| 1985 | Marty Lanou, 3b | 76 |
| 1986 | Jim Bowie, 1b | 88 |

| | | |
|------|---------------------|-----|
| 1987 | Craig Faulkner, c | 82 |
| 1988 | Rich Vasquez, cf | 68 |
| 1989 | Wes Grisham, dh | 106 |
| 1990 | Wes Grisham, lf | 100 |
| 1991 | Lyle Mouton, rf | 88 |
| 1992 | Todd Walker, 2b | 100 |
| 1993 | Todd Walker, 2b | 109 |
| 1994 | Todd Walker, 2b | 101 |
| 1995 | Warren Morris, 2b | 93 |
| 1996 | Nathan Dunn, 3b | 92 |
| 1997 | Brandon Larson, ss | 110 |
| 1998 | Eddy Furniss, 1b | 95 |
| 1999 | Jeff Leamount, 1b | 88 |
| 2000 | Brad Cresse, c | 106 |
| 2001 | Ryan Theriot, ss | 94 |
| 2002 | Sean Barker, rf | 102 |
| 2003 | Aaron Hill, ss | 95 |
| 2004 | J.C. Holt, cf | 106 |
| 2005 | Nick Stavinotha, rf | 95 |
| 2006 | J.T. Wise, 2b | 66 |
| 2007 | Blake Dean, of | 65 |
| 2008 | Blake Dean, of/dh | 95 |
| 2009 | DJ LeMahieu, inf | 95 |
| 2010 | Micah Gibbs, c | 96 |
| 2011 | Raph Rhymes, dh | 77 |
| 2012 | Raph Rhymes, lf | 100 |

DOUBLES

| YEAR | NAME, POS. | DOUBLES |
|------|------------------------|---------|
| 1948 | Gene Murphy, c | 2 |
| | Jim Lindsey, 1b | 2 |
| 1949 | Lee Hedges, ss-of | 2 |
| 1950 | Bob Meador, of | 2 |
| 1951 | Gene Murphy, c | 7 |
| 1952 | Al Doggett, lf | 3 |
| 1953 | Al Doggett, lf | 4 |
| 1954 | Irv Delatte, 1b | 4 |
| 1955 | Irv Delatte, 1b | 4 |
| 1956 | Don Hover, of | 4 |
| 1957 | Al White, 2b | 4 |
| 1958 | Ronnie Johnston, cf | 5 |
| 1959 | Ronnie Johnston, cf | 6 |
| 1960 | Billy Barfield, cf | 7 |
| 1961 | Hadley Smith, lf | 5 |
| 1962 | Bobby Theriot, rf | 5 |
| 1963 | Gene Achord, cf | 6 |
| | Bobby Cotton, rf | 6 |
| 1964 | Harry Morel, 3b | 5 |
| 1965 | six players | 2 |
| 1966 | Lyndon Morris, lf-2b | 6 |
| 1967 | Steve Ogden, 1b-1f-p | 9 |
| 1968 | Bob Leake, rf | 8 |
| 1969 | Tom Giles, c | 6 |
| 1970 | Bill Bright, rf | 7 |
| 1971 | Craig Burns, cf | 7 |
| | Mike Sonderegger, lf | 7 |
| 1972 | Gerald Keigley, ss | 9 |
| 1973 | Steve Frank, of-1b | 7 |
| 1974 | Mike Miley, ss | 6 |
| 1975 | Wally McMakin, 3b | 10 |
| 1976 | Larry Wright, cf | 10 |
| | Tony Toups, ss | 10 |
| 1977 | Larry Wright, cf | 7 |
| | Kevin Noromi, rf | 7 |
| 1978 | Tim Wadsworth, c-1b-dh | 8 |
| 1979 | Pete Almaguer, 2b | 14 |
| 1980 | Tony Loner, c | 12 |
| 1981 | Andy Petrone, 3b | 12 |
| 1982 | Chris Brant, ss | 13 |
| | Tony Loner, c | 12 |
| 1983 | John Morse, lf | 14 |
| 1984 | Tim Schneider, 3b | 17 |
| 1985 | Tim Sossamon | 15 |
| 1986 | Jeff Yurtin, 3b | 24 |
| 1987 | Craig Faulkner, c | 19 |
| 1988 | Craig Cala, rf | 14 |
| | Adam Terris, 1b | 14 |
| 1989 | Wes Grisham, dh | 26 |
| 1990 | Rich Cordani, 3b | 23 |
| | Keith Osik, c | 23 |
| 1991 | Johnny Tellechea, 1b | 23 |
| 1992 | Todd Walker, 2b | 21 |
| 1993 | Harry Berrios, of | 22 |
| 1994 | Russ Johnson, ss | 26 |
| | Chad Cooley, lf | 24 |
| 1995 | Eddy Furniss, 1b | 21 |
| 1996 | Eddy Furniss, 1b | 25 |
| 1997 | Eddy Furniss, 1b | 27 |
| 1998 | Eddy Furniss, 1b | 25 |
| 1999 | Jeremy Witten, of | 18 |
| 2000 | Brad Hawpe, 1b | 36 * |
| 2001 | Bryan Moore, 1b | 25 |
| 2002 | Wally Pontiff, 3b | 20 |
| 2003 | Aaron Hill, ss | 27 |
| 2004 | Ryan Patterson, lf | 23 |
| 2005 | Nick Stavinotha, rf | 23 |
| | Ryan Patterson, lf | 23 |
| 2006 | Will Harris, 3b | 18 |

| | | |
|------|----------------------|----|
| 2007 | Blake Dean, of | 12 |
| 2008 | Blake Dean, of/dh | 18 |
| | Ryan Schimpf, 2b | 18 |
| 2009 | Ryan Schimpf, inf/of | 19 |
| 2010 | Mikie Mahtook, of | 19 |
| 2011 | Mason Katz, cf | 21 |
| 2012 | Austin Nola, ss | 16 |

- NCAA record

TRIPLES

| YEAR | NAME, POS. | TRIPLES |
|------|-----------------------|---------|
| 1948 | NA | |
| 1949 | Bob Meador, of | 2 |
| | Jim Lindsey, 1b | 2 |
| 1950 | NA | |
| 1951 | Bob Meador, lf | 3 |
| 1952 | Jim Barton, cf | 4 |
| 1953 | Jerry Marchand, c-of | 5 |
| 1954 | Roger Sigler, p-1f | 8 |
| 1955 | Leonard Prude, p-rf | 2 |
| | John Pettis, c | 2 |
| | Dan Stovall, lf-if | 2 |
| 1956 | Ralph Richoux, c | 2 |
| | Gerald Hars, 2b | 2 |
| | Don Hover, of | 2 |
| 1957 | Ralph Richoux, c | 2 |
| | Ronnie Johnston, 1b | 2 |
| 1958 | Bob Loftin, p-of | 5 |
| 1959 | Frank Naff, rf | 3 |
| 1960 | Carey Guglielmo, rf | 3 |
| 1961 | John Bailey, cf | 3 |
| 1962 | Lynn Amedee, p-1f | 2 |
| | Tommy Demont, 3b | 2 |
| 1963 | Harry Morel, 3b | 1 |
| | Bobby Cotton, rf | 1 |
| | Gene Achord, cf | 1 |
| 1964 | Bobby Morel, 3b | 1 |
| | Bill Triplet, rf | 1 |
| 1965 | Harry Morel, 3b | 3 |
| | Billy Ezell, lf | 3 |
| 1966 | Six Players | 1 |
| 1967 | Tom Giles, c | 3 |
| 1968 | Tom Henner, 1b | 1 |
| | Don Bartteet, cf | 1 |
| 1969 | Mike Moock, 2b | 3 |
| 1970 | Bill Bright, rf | 5 |
| 1971 | Steve Collins, 1b | 3 |
| 1972 | Mike Sonderegger, lf | 3 |
| | Mike Miley, ss | 2 |
| | Robert Woodward, of-p | 2 |
| 1974 | Randy Aldridge, lf | 4 |
| | Steve Spitz, 2b | 4 |
| | Mike Miley, ss | 4 |
| 1975 | Wally McMakin, 3b | 4 |
| | Tony Toups, ss | 4 |
| | Tony Toups, ss | 4 |
| 1977 | Four Players | 1 |
| | Five Players | 1 |
| 1979 | Jeff Harrell | 5 |
| 1980 | Mike Saab, rf | 4 |
| 1981 | Chip Moses, 2b | 5 |
| | John Morse, lf | 5 |
| 1982 | Mark Howie, ss | 7 |
| 1984 | Manny Mantrana, 2b | 6 |
| 1985 | Tim Sossamon, rf | 3 |
| | Albert Belle, cf | 3 |
| 1986 | Jeff Yurtin, 3b | 5 |
| | Albert Belle, of | 5 |
| 1987 | Albert Belle, of | 3 |
| | Rich Vasquez, 3b | 3 |
| | Jack Voigt, of | 3 |
| 1988 | Craig Cala, rf | 3 |
| | Tookie Johnson, 3b | 3 |
| 1989 | Wes Grisham, dh | 6 |
| 1990 | Rich Cordani, 3b | 6 |
| 1991 | Andy Sheets, ss | 4 |
| | Three players | 3 |
| 1993 | Todd Walker, 2b | 11 |
| 1994 | Russ Johnson, ss | 4 |
| 1995 | Mike Klostermeyer, 1b | 6 |
| | Nathan Dunn, 3b | 4 |
| 1997 | Trey McClure, 3b | 3 |
| 1998 | Eddy Furniss, 1b | 3 |
| 1999 | Jeff Leamount, 1b | 3 |
| | Jeremy Witten, of | 3 |
| | Ryan Theriot, 2b | 3 |
| 2000 | Mike Fontenot, 2b | 3 |
| | Ryan Theriot, ss | 3 |
| | Ray Wright, rf | 3 |
| 2001 | Ryan Theriot, ss | 3 |
| 2002 | J.C. Holt, 2b | 6 |
| 2003 | Ivan Naccarata, 3b | 5 |
| 2004 | Blake Gill, ss | 4 |
| 2005 | Ryan Patterson, lf | 2 |
| | Derek Hebert, ss | |

RUNS BATTED IN

| YEAR | NAME, POS. | RBI |
|------|---------------------------|--------------|
| 1948 | Bill Michaelis, lf | 21 |
| 1949 | Lee Hedges, ss-of | 13 |
| 1950 | NA | |
| 1951 | NA | |
| 1952 | Jerry Marchand, c | 15 |
| 1953 | Tommy Howard, 3b | 21 |
| 1954 | Irv Delatte, 1b | 17 |
| 1955 | Roger Sigler, of-p | 23 |
| 1956 | Roger Sigler, p-of | 12 |
| 1957 | Gerald Hare, 2b | 7 |
| 1958 | Roger Sigler, p-rf | 21 |
| 1959 | Andy Bourgeois, 3b | 28 |
| 1960 | Bruce Turner, 2b | 16 |
| 1961 | Hadley Smith, lf | 17 |
| 1962 | Gene Achord, cf | 23 |
| 1963 | Gene Achord, cf | 24 |
| 1964 | Bob Stewart, 1b | 16 |
| 1965 | Joe Moock, ss | 14 |
| 1966 | Ralph Richoux, c | 14 |
| 1966 | Bob Leake, ss-3b | 11 |
| 1967 | Jack Achard, 2b | 11 |
| 1967 | Tom Giles, c | 23 |
| 1968 | Bob Leake, rf | 21 |
| 1969 | Craig Burns, cf | 18 |
| 1970 | Bill Bright, rf | 25 |
| 1971 | Craig Burns, cf | 28 |
| 1972 | Mike Miley, ss | 31 |
| 1973 | Gerald Keigley, 3b | 24 |
| 1974 | Randy Aldridge, lf | 22 |
| 1975 | Steve Frank, 1b | 39 |
| 1976 | Vaughan Meiners, 1b | 24 |
| 1977 | Joey Thibodeaux, c | 23 |
| 1978 | Tim Wadsworth, c-1b-dh | 27 |
| 1979 | Pete Almaguey, 2b | 38 |
| 1980 | Randy Olsen, lf-1b | 23 |
| 1981 | Bill Freidhof, 1b | 43 |
| 1982 | Bill Freidhof, 1b | 43 |
| 1983 | Mark Cooper, c | 46 |
| 1984 | John Dixon, 1b | 39 |
| 1985 | Tim Sossamon, rf | 50 |
| 1986 | Albert Belle, of | 66 |
| 1987 | Craig Faulkner, c | 69 |
| 1988 | Craig Cala, rf | 75 |
| 1989 | Wes Grisham, dh | 85 |
| 1990 | Wes Grisham, lf | 72 |
| 1991 | Gary Hymel, c | 79 |
| 1992 | Todd Walker, 2b | 76 |
| 1993 | Todd Walker, 2b | 102 * |
| 1994 | Russ Johnson, ss | 74 |
| 1995 | Mike Klostermeyer, 1b | 62 |
| 1996 | Eddy Furniss, 1b | 103 * |
| 1997 | Brandon Larson, ss | 118 |
| 1998 | Brad Cresse, c | 90 |
| 1999 | Jeff Leamont, 1b | 82 |
| 2000 | Brad Cresse, c | 106 * |
| 2001 | Todd Linden, of | 76 |
| 2002 | Sean Barker, rf | 62 |
| 2003 | Aaron Hill, ss | 67 |
| 2004 | Ryan Patterson, lf | 67 |
| 2005 | Nick Stavinoha, rf | 65 |
| 2006 | Quinn Stewart, rf | 56 |
| 2007 | Blake Dean, of | 46 |
| 2008 | Blake Dean, of/dh | 73 |
| 2009 | Blake Dean, of/dh | 71 |
| 2010 | Blake Dean, 1b | 70 |
| 2011 | Mikie Mahtook, of | 56 |
| 2012 | Raph Rhymes, lf | 53 |

* - NCAA Leader

BATTING AVERAGE

| YEAR | NAME, POS. | AVG. |
|------|----------------------|------|
| 1948 | NA | |
| 1949 | Lee Hedges, ss-of | .303 |
| 1950 | Sinclair Kouns, 1b | .366 |
| 1951 | Gene Murphy, c | .390 |
| 1952 | Jerry Marchand, c | .313 |
| 1953 | Jerry Marchand, c-of | .371 |
| 1954 | Roger Sigler, p-lf | .356 |
| 1955 | Roger Sigler, p-of | .270 |
| 1956 | Roger Sigler, p-1b | .318 |
| 1957 | Ralph Richoux, c | .308 |
| 1958 | Al White, 2b | .388 |
| 1959 | Andy Bourgeois, 3b | .310 |
| 1960 | Carey Guglielmo, rf | .295 |
| 1961 | Hadley Smith, lf | .333 |
| 1962 | Jimmy Field, lf | .356 |
| 1963 | Harry Morel, 3b | .308 |
| 1964 | Bob Stewart, 1b | .302 |
| 1965 | Harry Morel, 3b | .275 |
| 1966 | Terry Smith, 1b | .305 |
| 1967 | Tom Giles, c | .329 |
| 1968 | Bob Leake, rf | .323 |
| 1969 | Phil Lewis, 3b | .238 |
| 1970 | Bill Bright, rf | .303 |
| 1971 | Mike Nunnally, rf | .395 |
| 1972 | Mike Miley, ss | .333 |

| | | |
|------|--------------------------|---------------|
| 1973 | Gerald Keigley, 3b | .325 |
| 1974 | Randy Aldridge, lf | .308 |
| 1975 | Steve Frank, 1b | .337 |
| 1976 | Tony Toups, ss | .324 |
| 1977 | Kenny Klug, 3b | .311 |
| 1978 | Tim Wadsworth, c-1b-dh | .250 |
| 1979 | Bobby Mariano, 3b | .368 |
| 1980 | Chip Moses, ss | .326 |
| 1981 | Andy Petrone, 3b | .362 |
| 1982 | Ken Mulshenock, dh | .325 |
| 1983 | Mark Cooper, c | .377 |
| 1984 | Mark Cooper, c | .326 |
| 1985 | Marty Lanoux, 3b | .352 |
| 1986 | Jeff Yurtin, 3b | .361 |
| 1987 | Jim Bowie, 1b | .361 |
| 1987 | Albert Belle, of | .349 |
| 1988 | Craig Cala, rf | .323 |
| 1989 | Wes Grisham, dh | .364 |
| 1990 | Wes Grisham, lf | .360 |
| 1991 | Lyle Mouton, rf | .355 |
| 1992 | Todd Walker, 2b | .400 |
| 1993 | Todd Walker, 2b | .395 |
| 1994 | Russ Johnson, ss | .410 |
| 1995 | Warren Morris, 2b | .369 |
| 1996 | Eddy Furniss, 1b | .374 |
| 1997 | Brandon Larson, ss | .381 |
| 1998 | Eddy Furniss, 1b | .403 |
| 1999 | Jeff Leamont, 1b | .342 |
| 2000 | Brad Cresse, c | .388 |
| 2001 | Bryan Moore, 1b | .373 |
| 2002 | Sean Barker, rf | .382 |
| 2003 | Aaron Hill, ss | .358 |
| 2004 | J.C. Holt, cf | .393 |
| 2005 | Nick Stavinoha, rf | .370 |
| 2006 | Steven Waguespack, 1b | .321 |
| 2007 | Blake Dean, of | .316 |
| 2008 | Blake Dean, of/dh | .353 |
| 2009 | DJ LeMahieu, inf | .350 |
| 2010 | Micah Gibbs, c | .388 |
| 2011 | Mikie Mahtook, of | .383 |
| 2012 | Raph Rhymes, lf | .431 * |

* - NCAA Leader

STOLEN BASES

| YEAR | NAME, POS. | SB |
|------|-------------------------|-----------|
| 1948 | NA | |
| 1949 | Bob Meador, of | 9 |
| 1950 | NA | |
| 1951 | NA | |
| 1952 | NA | |
| 1953 | Irvin Delatte, 1b | 4 |
| 1954 | Dick McMurray, rf | 3 |
| 1955 | Paul Zinser, 3b | 3 |
| 1956 | Roger Sigler, p-of | 4 |
| 1957 | Ed Blanchard, ss | 4 |
| 1957 | Redfield Bryan, ss | 4 |
| 1958 | Redfield Bryan, 1b | 19 |
| 1959 | Ronnie Johnston, cf | 10 |
| 1960 | Carey Guglielmo, rf | 13 |
| 1961 | Larry Edmonson, 2b | 8 |
| 1962 | Larry Edmonson, 2b | 5 |
| 1963 | Bobby Cotten, rf | 7 |
| 1964 | Bobby Theriot, 1b | 7 |
| 1964 | Pat Screen, lf | 6 |
| 1965 | NA | |
| 1966 | Lyndon Morris, lf-2b | 8 |
| 1967 | Lyndon Morris, ss-lf | 4 |
| 1968 | Steve Ogin, lf | 8 |
| 1969 | Craig Burns, cf | 5 |
| 1970 | Mike Sonderegger, lf | 9 |
| 1971 | Craig Burns, cf | 14 |
| 1972 | Mike Sonderegger, lf | 19 |
| 1973 | Mike Sonderegger, of | 11 |
| 1974 | Tony Toups, 3b | 11 |
| 1975 | Larry Wright, of | 25 |
| 1976 | Larry Wright, of | 20 |
| 1977 | Larry Wright, cf | 14 |
| 1978 | Larry Wright, cf | 8 |
| 1979 | Sherman Trimm, cf | 20 |
| 1980 | Chip Moses, ss | 12 |
| 1981 | Chip Moses, 2b | 15 |
| 1982 | John Morse, lf | 13 |
| 1983 | Mike Saab, rf | 19 |
| 1984 | Manny Mantrana, 2b | 17 |
| 1985 | Jeff Reboulet, ss | 34 |
| 1986 | Rob Hartwig, of | 31 |
| 1987 | Rob Hartwig, of | 42 |
| 1988 | Andy Galy, 2b | 15 |
| 1989 | Ron Lim, cf | 33 |
| 1990 | Ron Lim, cf | 24 |
| 1991 | Scott Bethea, ss | 24 |
| 1992 | Lyle Mouton, rf | 20 |
| 1992 | Harry Berrios, rf | 22 |
| 1993 | Harry Berrios, rf | 21 |
| 1994 | Russ Johnson, ss | 26 |
| 1995 | Warren Morris, 2b | 18 |
| 1996 | Mike Koerner, cf | 24 |
| 1997 | Mike Koerner, cf | 17 |
| 1998 | Josh Dalton, ss | 28 |

| | | |
|------|--------------------------|-----------|
| 1999 | Josh Dalton, ss | 24 |
| 2000 | Jeremy Witten, lf | 24 |
| 2001 | Ryan Theriot, rf | 17 |
| 2002 | Sean Barker, cf | 24 |
| 2003 | J.C. Holt, cf | 16 |
| 2004 | J.C. Holt, cf | 21 |
| 2005 | Blake Gill, dh | 8 |
| 2006 | Bruce Sprowl, lf | 9 |
| 2007 | Jared Mitchell, cf | 18 |
| 2008 | Jared Mitchell, lf | 16 |
| 2008 | Ryan Schimpf, 2b | 16 |
| 2009 | Jared Mitchell, of | 36 |
| 2010 | Mikie Mahtook, of | 22 |
| 2011 | Mikie Mahtook, of | 29 |
| 2012 | JaCoby Jones, 2b | 11 |

STRIKEOUTS PITCHED

| YEAR | NAME | SO |
|------|------------------------|------------|
| 1948 | Dick Thompson | 53 |
| 1949 | Dick Thompson | 53 |
| 1950 | NA | |
| 1951 | NA | |
| 1952 | Benny McArdle | 64 |
| 1953 | Bill Lee Jr. | 44 |
| 1954 | Bill Lee Jr. | 24 |
| 1955 | Bill Lee Jr. | 42 |
| 1956 | Roger Sigler | 44 |
| 1957 | Roger Sigler | 28 |
| 1958 | Bob Loftin | 32 |
| 1959 | Butch Mixon | 87 |
| 1960 | Butch Mixon | 61 |
| 1961 | Allen Smith | 75 |
| 1962 | Fred Southerland | 64 |
| 1963 | Steve George | 50 |
| 1964 | Steve George | 56 |
| 1965 | Van Quigley | 54 |
| 1966 | Bruce Baudier | 53 |
| 1967 | Bruce Baudier | 65 |
| 1968 | Dick Hicks | 62 |
| 1969 | Mike Lee | 35 |
| 1970 | Al Haaglund | 35 |
| 1970 | Randy Wiles | 70 |
| 1971 | Randy Wiles | 65 |
| 1972 | Randy Wiles | 116 |
| 1973 | Randy Wiles | 59 |
| 1974 | Tom Charpentier | 40 |
| 1975 | Paul Stefan | 79 |
| 1976 | Paul Stefan | 83 |
| 1977 | Paul Stefan | 51 |
| 1978 | Mike Lloyd | 32 |
| 1979 | Mike Alvarez | 43 |
| 1980 | Don Schneider | 48 |
| 1981 | Billy Donathan | 38 |
| 1982 | Billy Donathan | 64 |
| 1983 | Cal Santarelli | 91 |
| 1984 | Robbie Smith | 87 |
| 1985 | Eric Hetzel | 99 |
| 1986 | Mark Guthrie | 122 |
| 1987 | Gregg Patterson | 109 |
| 1988 | Russ Springer | 156 |
| 1989 | Ben McDonald | 202 |
| 1990 | Paul Byrd | 130 |
| 1991 | Chad Ogea | 140 |
| 1992 | Lloyd Peever | 116 |
| 1993 | Mike Sirotko | 105 |
| 1994 | Scott Schultz | 131 |
| 1995 | Scott Schultz | 150 |
| 1996 | Eddie Yarnall | 156 |
| 1997 | Doug Thompson | 158 |
| 1998 | Randy Keisler | 135 |
| 1999 | Kurt Ainsworth | 157 |
| 2000 | Brian Tallet | 134 |
| 2001 | Lane Mestepey | 79 |
| 2002 | Bo Pettit | 121 |
| 2003 | Bo Pettit | 99 |
| 2004 | Justin Meier | 75 |
| 2005 | Greg Smith | 82 |
| 2006 | Clay Dirks | 84 |
| 2007 | Charlie Furbush | 88 |
| 2008 | Jared Bradford | 90 |
| 2009 | Anthony Ranaudo | 159 |
| 2010 | Austin Ross | 98 |
| 2011 | Kevin Gausman | 86 |
| 2012 | Kevin Gausman | 135 |

EARNED RUN AVERAGE

| YEAR | NAME | ERA |
|------|--------------------|-------------|
| 1952 | Benny McArdle | 2.31 |
| 1953 | Benny McArdle | 2.89 |
| 1954 | Tom Barfield | 1.33 |
| 1955 | Leonard Drude | 4.25 |
| 1956 | Roger Sigler | 1.74 |
| 1957 | Jim Burt | 2.33 |
| 1958 | Fred Falkenheimer | 2.40 |
| 1959 | Bob Flowers | 3.00 |
| 1960 | Bob Flowers | 1.90 |
| 1961 | Allen Smith | 1.34 |
| 1962 | Allen Smith | 1.93 |
| 1963 | Wiley Dial | 2.23 |
| 1964 | Steve George | 2.32 |

| | | |
|------|----------------------|-------------|
| 1965 | Van Quigley | 3.52 |
| 1966 | Bruce Baudier | 1.10 |
| 1967 | Bruce Baudier | 2.11 |
| 1968 | Mike Tullier | 1.35 |
| 1969 | Craig Pemberton | 2.59 |
| 1970 | Rick Farizo | 0.21 |
| 1971 | Craig Pemberton | 2.18 |
| 1972 | Randy Wiles | 1.79 |
| 1973 | Pat Moock | 2.71 |
| 1974 | Tom Charpentier | 2.50 |
| 1975 | Guy Hollingsworth | 1.83 |
| 1976 | Paul Stefan | 1.94 |
| 1977 | Randy Olsen | 3.37 |
| 1978 | Mike Lloyd | 2.13 |
| 1979 | Kevin Karcher | 2.36 |
| 1980 | Don Schneider | 1.38 |
| 1981 | Mike Murdock | 3.73 |
| 1982 | Billy Donathan | 3.40 |
| 1983 | Cal Santarelli | 2.74 |
| 1984 | Mark Guthrie | 2.00 |
| 1985 | Mark Guthrie | 3.39 |
| 1986 | Barry Manuel | 2.37 |
| 1987 | Gregg Patterson | 1.84 |
| 1988 | Ben McDonald | 2.65 |
| 1989 | Curtis Leskanic | 3.19 |
| 1990 | John O'Donoghue | 2.88 |
| 1991 | Mike Sirotko | 2.80 |
| 1992 | Lloyd Peever | 1.98 |
| 1993 | Brett Laxton | 1.98 |
| 1994 | Bhrett McCabe | 2.84 |
| 1995 | Scott Schultz | 3.46 |
| 1996 | Eddie Yarnall | 2.38 |
| 1997 | Chris Demouy | 3.63 |
| 1998 | Doug Thompson | 4.24 |
| 1999 | Kurt Ainsworth | 3.45 |
| 2000 | Brian Tallet | 3.52 |
| 2001 | Lane Mestepey | 3.75 |
| 2002 | Lane Mestepey | 2.59 |
| 2003 | Justin Meier | 2.83 |
| 2004 | Clay Dirks | 3.43 |
| 2005 | Jason Determann | 2.30 |
| 2006 | Derik Olvey | 3.50 |
| 2007 | Jared Bradford | 4.41 |
| 2008 | Louis Coleman | 1.95 |
| 2009 | Louis Coleman | 2.93 |
| 2010 | Austin Ross | 5.22 |
| 2011 | Kurt McCune | 3.31 |
| 2012 | Chris Cotton | 1.59 |

INNINGS PITCHED

| YEAR | NAME | IP |
|------|---------------|------|
| 1948 | Dick Thompson | 72.2 |
| 1949 | Dick Thompson | 58.2 |
| 1950 | NA | |
| 1951 | Bud McDonald | 41.2 |
| 1952 | Benny McArdle | 78 |
| 1953 | Benny McArdle | 56 |
| 1954 | Roger Sigler | 33 |
| 1955 | Leonard Drude | 72 |
| 1956 | Roger Sigler | 83.1 |
| 1957 | Leonard Drude | 47 |
| 1958 | Bob Loftin | 58.2 |
| 1959 | Butch Mixon | 69 |
| 1960 | Allen Smith | 70.1 |
| 1961 | Allen Smith | 88 |
| 1962 | Allen Smith | 79 |
| 1963 | Steve George | 68.2 |
| 1964 | Steve George | 69.2 |
| 1965 | Van Quigley | 69 |
| 1966 | Van Quigley | 55.2 |
| 1967 | Bruce Baudier | 72.2 |
| 1968 | Dick Hicks | 74.1 |
| 1969 | Dale Burch | 59.1 |
| 1970 | Randy Wiles | 79.1 |
| 1971 | Louis Farmer | 81.1 |
| 1972 | Randy Wiles | 90.2 |
| 1973 | Pat Moock</ | |



**First Baseman Eddy Furniss
(1995-98)**



**Shortstop Jason Williams
(1993-96)**



**Shortstop Brandon Larson
(1997)**

Batting

MOST GAMES

Season: 73 by Ryan Schimpf (2009); by Johnny Tellechea, Andy Sheets, Tookie Johnson (1991); by Wes Grisham, Tim Clark, Scott Bethea (1990)

Career: 266 by Jason Williams (1993-96)

MOST AT BATS

Game: 8 by Jim Hathorne and Duane Dewey vs. Tulane (4-5-79)

Season: 293 by Ryan Patterson (2004)

Career: 1019 by Jason Williams (1993-96)

MOST RUNS SCORED

Game: 5 by nine players; most recently by Mikie Mahtook vs. Alcorn State (4-6-10)

Season: 95 by Nathan Dunn (1996)

Career: 270 by Jason Williams (1993-96)

MOST HITS

Game: 5 by Randy Olson vs. So. Miss. (4-1-79); by Albert Belle vs. Louisiana College (2-18-87); by Rich Vasquez vs. McNeese State (2-22-87); by Craig Faulkner vs. Oral Roberts (3-21-87); by Wes Grisham vs. Southern (2-28-89) and vs. Miss. State (4-16-89); by Keith Osik vs. La. Tech (5-19-89); by Rich Cordani vs. Southern (3-6-90); by Ron Lim vs. Evansville (3-14-90); by Johnny Tellechea at Nevada-Las Vegas (3-9-91); by Lyle Mouton at Louisiana Tech (4-10-91); by Andy Sheets vs. Louisiana College (3-14-92); by Russ Johnson vs. Florida (4-11-93); by Jason Williams vs. Arkansas (4-23-94); by Mike Koerner at South Carolina (4-5-96); by Mike Koerner vs. Va. Commonwealth (3-1-97); by Blair Barbier vs. Southern (3-4-98); by Eddy Furniss at Auburn (3-13-98); by Eric Hendrickson vs. Ohio (3-5-99); by Blair Barbier at Georgia (5-8-99); by Brad Cresse vs. Tulane (3-1-00); by Mike Fontenot at Central Florida (3-4-00); by Blair Barbier at SE Louisiana (3-14-00); by Brad Cresse at Auburn (3-31-00); by Bryan Moore at Arizona State (3-3-01); by Bryan Moore vs. Vanderbilt (4-22-01); by Matt Heath at Tennessee (5-4-02); by Aaron Hill vs. South Carolina (4-5-03); by Jon Zeringue vs. Vanderbilt (5-15-04); by Ryan Patterson vs. Tennessee (5-14-05); by Blake Dean vs. UC Irvine (6-9-08); by Leon Landry at Mississippi State (5-16-09)

Season: 110 by Brandon Larson (1997)

Career: 352 by Eddy Furniss (1995-98)

MOST SINGLES

Game: 5 by Craig Faulkner vs. Oral Roberts (3-21-87)

Season: 85 by Raph Rhymes (2012)

Career: 238 by Jason Williams (1993-96)

MOST DOUBLES

Game: 3 on 19 occasions; most recently by Mason Katz vs. Kentucky (4-29-11)

Season: 36 by Brad Hawpe (2000)

Career: 87 by Eddy Furniss (1995-98)

MOST TRIPLES

Game: 2 by 11 players; most recently by Leon Landry vs. Brown (3-7-10)

Season: 11 by Todd Walker (1993)

Career: 15 by Todd Walker (1992-94)

MOST HOME RUNS

Game: 3 by Mark Cooper vs. Ole Miss (4-9-83); by Eddy Furniss at Arkansas (4-21-95); by Eddy Furniss vs. Georgia (3-17-96); by Brandon Larson vs. Duke (2-23-97); by Brandon Larson at La. Tech (3-25-97); by Eddy Furniss at Auburn (3-13-98); by Eric Hendrickson vs. Ohio (3-5-99); by Brad Cresse vs. UL-Monroe (5-27-00); by Zeph Zinsman vs. Duquesne (2-23-01); by Quinn Stewart vs. Stetson (3-11-06); by Leon Landry at Mississippi State (5-16-09)

Season: 40 by Brandon Larson (1997)

Career: 80 by Eddy Furniss (1995-98)

MOST RUNS BATTED IN

Game: 9 by Eric Hendrickson vs. Ohio (3-5-99)

Season: 118 by Brandon Larson (1997)

Career: 308 by Eddy Furniss (1995-98)

MOST TOTAL BASES

Game: 16 by Eddy Furniss at Auburn (3-13-98)

Season: 250 by Brandon Larson (1997)

Career: 689 by Eddy Furniss (1995-98)

HIGHEST SLUGGING PERCENTAGE

Season: .898 by Eddy Furniss (1998)

Career: .727 by Eddy Furniss (1995-98)

MOST SACRIFICE FLIES

Game: 2 on several occasions; most recently by Austin Nola at Tulane (4-5-11)

Season: 10 by Wes Grisham (1990); by Blake Dean (2009)

Career: 27 by Blake Dean (2007-10)

MOST SACRIFICE BUNTS

Game: 2 on several occasions; most recently by Arby Fields vs. Ole Miss (5-24-12)

Season: 15 by Tyler Hanover (2011)

Career: 37 by Tyler Hanover (2009-12)

MOST WALKS

Game: 4 on several occasions; most recently by Mikie Mahtook vs. Auburn (4-17-11)

Season: 77 by Andy Galy (1987)

Career: 191 by Eddy Furniss (1995-98)

MOST STRIKEOUTS

Game: 5 by Tim Lanier at Nicholls State (4-26-94); by Casey Cuntz vs. South Carolina (4-5-97)

Season: 73 by Gary Hymel (1991)

Career: 213 by Brad Cresse (1997-2000)

MOST STOLEN BASES

Game: 4 by Wally McMakin vs. Michigan State (3-21-75); by Jared Mitchell vs. Kentucky (3-15-09); by Leon Landry vs. William & Mary (2-28-10)

Season: 42 by Rob Hartwig (1987)

Career: 73 by Rob Hartwig (1986-87)

HIGHEST BATTING AVERAGE

(Minimum of two at bats per team game)

Season: .431 by Raph Rhymes (2012)

Career: .396 by Todd Walker (1992-94)

LONGEST HITTING STREAK

Season: 33 games by Todd Walker (1993)

Pitching

MOST INNINGS PITCHED

Game: 10.2 by Russell Springer vs. Kentucky (3-20-88)
 Season: 152.1 by Ben McDonald (1989)
 Career: 480 by Lane Mestepey (2001-05)

MOST APPEARANCES

Season: 41 by Barry Manuel (1986); by Rick Greene (1991)
 Career: 110 by Paul Bertuccini (2007-10)

MOST STRIKEOUTS

Game: 24 by Butch Mixon vs. Southwestern Louisiana (4-28-59)
 Season: 202 by Ben McDonald (1989)
 Career: 409 by Scott Schultz (1992-95)

MOST WALKS

Game: 11 by Eddie Olsen vs. Ole Miss (3-20-77); by John Chadwick vs. Miss. State (4-4-66)
 Season: 79 by Dan Kite (1988)
 Career: 183 by Dan Kite (1986-88)

MOST HITS ALLOWED

Game: 15 by Scott Schultz at Auburn (5-6-94)
 Season: 158 by Lane Mestepey (2001)
 Career: 535 by Lane Mestepey (2001-05)

MOST WILD PITCHES

Game: 6 by Scott Schultz vs. Alabama (4-28-95)
 Season: 20 by Kurt Ainsworth (1999)
 Career: 45 by Scott Schultz (1992-95)

MOST STARTS

Season: 22 by Ben McDonald (1988);
 by Mark Guthrie (1986)
 Career: 68 by Lane Mestepey (2001-05)

MOST SHUTOUTS

Season: 3 by Randy Wiles (1970); by Ben McDonald (1989);
 by Brian Tallet (2000)
 Career: 7 by Randy Wiles (1970-73)

MOST COMPLETE GAMES

Season: 10 by Mike Sirotko (1993); by Ben McDonald (1988);
 by Paul Stefan (1976)
 Career: 27 by Pat Mook (1972-75)

LOWEST EARNED RUN AVERAGE

Season: 0.21 by Rick Farizo (1970)
 Career: 1.70 by Bruce Baudier (1966-67)

HIGHEST WON-LOST PERCENTAGE

Season: 1.000 by Lloyd Peever (14-0, 1992)
 Career: .880 by Patrick Coogan (22-3, 1995-97)

MOST WINS

Season: 17 by Paul Byrd (17-6, 1990)
 Career: 38 by Scott Schultz (38-12, 1992-95)

MOST LOSSES

Season: 9 by Charlie Furbush (2007)
 Career: 20 by Lane Mestepey (2001-05)

MOST SAVES

Season: 16 by Matty Ott (2009)
 Career: 33 by Matty Ott (2009-11)

FEWEST HITS ALLOWED

(Per Nine Innings)
 Season: 4.07 by Fred Southerland (25 hits in 55.1 IP, 1962)
 Career: 5.33 by Barry Manuel (80 hits in 135 IP, 1985-87)

FEWEST WALKS ALLOWED

(Per Nine Innings)
 Season: 0.70 by Aaron Nola (7 walks in 89.2 IP, 2012)
 Career: 1.69 by Jason Determann (40 walks in 213 IP, 2002-05)

MOST STRIKEOUTS

(Per Nine Innings)
 Season: 14.33 by Russell Springer (68 Ks in 42.2 IP, 1987)
 Career: 11.88 by Eddie Yarnall (260 Ks in 197 IP, 1994-96)

MOST RUNS ALLOWED

Game: 15 by Chuck Voorhies vs. Michigan State (3-22-75)
 Season: 77 by Lane Mestepey (2001)
 Career: 249 by Lane Mestepey (2001-05)

MOST EARNED RUNS ALLOWED

Game: 11 by Ben McDonald vs. Texas (6-8-89)
 Season: 68 by Brandon Bowe (1999); by Bo Pettit (2003)
 Career: 192 by Lane Mestepey (2001-05)

MOST PICKOFFS

Season: 19 by John O'Donoghue (1990)

Fielding

MOST PUT OUTS

Game: 21 by Tim Lanier at Florida (3-22-96)
 Season: 633 by Kenny Jackson (1993)
 Career: 1598 by Eddy Furniss (1995-98)

MOST ASSISTS

Game: 10 on four occasions; most recently by Michael Hollander vs. Ole Miss (4-14-07)
 Season: 246 by Ryan Theriot (2001)
 Career: 625 by Jason Williams (1993-96); by Ryan Theriot (1999-2001)

MOST ERRORS


Game: 4 on four occasions; most recently by Michael Hollander vs. New Orleans (3-29-05)
 Season: 33 by Keith Osik (1989)
 Career: 74 by Mike Crowell (1975-78)



Pitcher Randy Wiles
(1970-73)



Pitcher Scott Schultz
(1992-95)



Pitcher Russ Springer
(1987-89)



Pitcher Rick Farizo
(1968-71)



Head Coach Jim Smith
(1966-78)



Catcher Rob Leary
(1985-86)

Batting

MOST AT BATS

Game: 58 at Florida (3-22-96)
Season: 2,542 (2000)

MOST RUNS SCORED

Inning: 18 vs. Georgia Tech (7th inning,
5-26-96)
Game: 29 vs. Georgia Tech (5-26-96)
Season: 673 (1997)

MOST HITS

Game: 27 vs. Evansville (3-14-90)
Season: 864 (2000)

MOST SINGLES

Game: 19 at Miss. State (5-19-95)
Season: 558 (2000)

MOST DOUBLES

Game: 10 vs. Arkansas (3-22-98)
Season: 194 (2000)

MOST TRIPLES

Game: 3 on 15 occasions; most recently
vs. Grambling State (2-28-12)
Season: 37 (1993)

MOST HOME RUNS

Game: 8 vs. Southern California (5-30-98)
Season: 188 (1997)

MOST RUNS BATTED IN

Game: 28 vs. Georgia Tech (5-26-96)
Season: 632 (1997)

MOST TOTAL BASES

Game: 54 at Louisiana College (3-14-92)
Season: 1,523 (1997)

HIGHEST SLUGGING PERCENTAGE

Game: 1.058 at Louisiana College (3-14-92)
Season: .607 (1997)

MOST SACRIFICE FLIES

Game: 4 on two occasions, most
recently at Southern (4-20-04)
Season: 48 (1996)

MOST SACRIFICE BUNTS

Game: 4 on six occasions, most recently vs. Ole
Miss (5-24-12)
Season: 56 (2011)

MOST WALKS RECEIVED

Game: 16 vs. Mercer (2-18-89); vs. Mercer (2-19-89);
vs. Florida (3-2-91)
Season: 444 (1989)

MOST STRIKEOUTS

Game: 21 vs. Tulane (11 innings, 4-30-65)
Season: 585 (1997)

MOST STOLEN BASES

Game: 10 vs. Michigan St. (3-21-75)
Season: 156 (1987)

MOST LEFT ON BASE

Game: 22 vs. Tulane (14 innings, 4-5-79)
Season: 613 (2000)

BATTING AVERAGE

High: .340 (2000)
Low: .210 (1969)

HITS PER GAME

High: 12.52 (2000)
Low: 6.06 (1969)

RUNS PER GAME

High: 9.67 (1996)
Low: 2.83 (1969)

WALKS PER GAME

High: 6.17 (1989)
Low: 2.79 (1965)

STRIKEOUTS PER GAME

High: 8.37 (1998)
Low: 3.81 (1981)

Fielding

MOST PUT OUTS

Game: 48 vs. South Alabama (16 innings,
4-10-72)
Season: 1,933 (2009)

MOST ASSISTS

Game: 24 vs. New Orleans (15 innings,
5-13-08)
Season: 830 (1993)

MOST ERRORS

Game: 8 vs. Auburn (3-4-84)
Season: 125 (1993)

MOST DOUBLE PLAYS

Game: 5 vs. Georgia (4-13-02); vs.
Mississippi State (3-26-04)
Season: 73 (2002)

MOST TRIPLE PLAYS

Game: 1 vs. New Orleans (4-28-81); vs. Oklahoma
(5-23-97); vs. Ole Miss (3-28-99)
Season: 1 (1981, 1997, 1999)



Pitcher Clay Parker
(1982-85)

Pitching

MOST INNINGS PITCHED

Game: 16 vs. South Alabama (4-10-72)
 Season: 644.1 (2009)

MOST STRIKEOUTS

Game: 20 at Florida (16 innings, 3-22-96)
 Season: 682 (1997)

MOST WALKS

Game: 16 vs. Tulane (3-10-83)
 Season: 292 (1988)

MOST RUNS ALLOWED

Inning: 12 vs. Miss. St. (3rd inning, 4-10-78)
 Game: 28 at Alabama (5-10-97)
 Season: 402 (1999)

MOST EARNED RUNS ALLOWED

Game: 22 at Alabama (5-10-97)
 Season: 351 (2010)

MOST HITS ALLOWED

Game: 28 at Alabama (5-10-97)
 Season: 661 (2000)

MOST WILD PITCHES

Game: 6 vs. Alabama (4-28-95)
 Season: 69 (1999)

MOST APPEARANCES

Game: 10 vs. UL-Lafayette (3-28-12)
 Season: 278 (2012)

SAVES

High: 22 (2009)
 Low: 0 (1976)

COMPLETE GAMES

High: 25 (1979, 1968)
 Low: 1 (2010)

EARNED RUN AVERAGE

High: 6.08 (1981)
 Low: 1.75 (1968)

STRIKEOUTS PER GAME

High: 9.74 (1997)
 Low: 3.78 (1978)

WALKS PER GAME

High: 5.22 (1982)
 Low: 2.46 (2012)

HITS ALLOWED PER GAME

High: 10.4 (2007)
 Low: 4.79 (1968)

RUNS ALLOWED PER GAME

High: 6.92 (1981)
 Low: 1.91 (1968)

Season

GAMES PLAYED

High: 73 (1990, 1991, 2009)
 Low: 19 (1965)

GAMES WON

High: 57 (1997)
 Low: 6 (1965)

GAMES LOST

High: 34 (1978)
 Low: 13 (1997, 1973, 1967, 1965)

CONSECUTIVE GAMES WON

Season: 23 (2008 - SEC record)

CONSECUTIVE GAMES LOST

Season: 11 (1982)

GAMES WON AT HOME

High: 38 (1986)
 Low: 6 (1965)

GAMES WON ON ROAD

High: 24 (1989, 2000)
 Low: 0 (1965)

CONFERENCE WINS

High: 22 (1997, 1986)
 Low: 4 (1977, 1969, 1966, 1965)

CONFERENCE LOSSES

High: 18 (1978)
 Low: 3 (1975)

WON-LOST PERCENTAGE

High: .814 (57-13, 1997)
 Low: .282 (12-34, 1978)



Outfielder Ryan Patterson (2003-05)



Pitcher Pat Mook (1972-75)



Head Coach Ray Didier led LSU to the 1961 SEC title.



Jason Determann posted a 19-5 mark and a 3.13 ERA during his LSU career (2002-05).

ALL-AMERICA

- 2012 **Raph Rhymes**, OF, Collegiate Baseball, ABCA, NCBWA (1st Team); Baseball America (3rd Team)
Kevin Gausman, RHP, Collegiate Baseball, Perfect Game, ABCA (1st Team); Baseball America, NCBWA (2nd Team)
Austin Nola, SS, Perfect Game (2nd Team)
- 2011 **Mikie Mahtook**, OF, Baseball America (1st Team); ABCA (1st Team); Collegiate Baseball (2nd Team)
- 2010 **Micah Gibbs**, C, Baseball America (2nd Team); NCBWA (2nd Team); ABCA (3rd Team)
- 2009 **Louis Coleman**, RHP, Baseball America (1st Team); Collegiate Baseball (1st Team); NCBWA (1st Team); ABCA (1st Team)
Matty Ott, RHP, NCBWA (2nd Team); ABCA (3rd Team)
Anthony Ranaudo, RHP, NCBWA (3rd Team)
- 2008 **Blake Dean**, OF, Baseball America (1st Team)
- 2005 **Ryan Patterson**, LF, USA Today/SportsWeekly (1st Team); NCBWA (1st Team); ABCA (2nd Team); Collegiate Baseball (2nd Team); Baseball America (3rd Team)
Greg Smith, LHP, Collegiate Baseball (3rd Team)
- 2004 **Jon Zeringue**, RF, USA Today/SportsWeekly (1st Team); NCBWA (1st Team); Collegiate Baseball (2nd Team)
J.C. Holt, CF, Baseball America (3rd Team)
Clay Dirks, LHP, NCBWA (3rd Team)
- 2003 **Aaron Hill**, SS, Baseball America (1st Team); Collegiate Baseball (2nd Team); ESPN/SportsWeekly (2nd Team); ABCA (2nd Team)
- 2002 **Lane Mestepey**, LHP, Collegiate Baseball (3rd Team)
- 2001 **Lane Mestepey**, LHP, Collegiate Baseball (3rd Team)
Todd Linden, OF, Baseball America (3rd Team)
- 2000 **Brad Cresse**, C, Baseball Weekly (1st Team); Collegiate Baseball (1st Team); NCBWA (1st Team); Baseball America (1st Team); ABCA (1st Team); The Sporting News (2nd Team)
Brad Hawpe, 1B, Baseball America (2nd Team); Collegiate Baseball (3rd Team)
Brian Tallet, LHP, Baseball America (2nd Team)
- 1999 **Kurt Ainsworth**, RHP, Baseball America (1st Team)
Brad Cresse, C, NCBWA (2nd Team)
Jeff Leaumont, 1B, NCBWA (3rd Team)
- 1998 **Eddy Furniss**, 1B, NCBWA (1st Team); Collegiate Baseball (1st Team); Baseball America (1st Team); The Sporting News (1st Team); ABCA (1st Team); USA Today (2nd Team)
Brad Cresse, C, The Sporting News (1st Team); NCBWA (2nd Team); ABCA (3rd Team)
Trey McClure, INF, NCBWA (2nd Team); The Sporting News (3rd Team)
Doug Thompson, RHP, NCBWA (2nd Team)
- 1997 **Brandon Larson**, SS, Baseball America (1st Team); NCBWA (1st Team); The Sporting News (1st Team); ABCA (1st Team); Collegiate Baseball (3rd Team)
Patrick Coogan, RHP, NCBWA (1st Team); Collegiate Baseball (2nd Team); Baseball America (3rd Team)
Eddy Furniss, 1B, NCBWA (3rd Team)
- 1996 **Eddy Furniss**, 1B, Collegiate Baseball (1st Team); Baseball America (1st Team); ABCA (1st Team); NCBWA (1st Team)
Eddie Yarnall, LHP, Baseball America (1st Team); ABCA (1st Team); Collegiate Baseball (2nd Team); NCBWA (2nd Team)
Jason Williams, SS, NCBWA (2nd Team); ABCA (3rd Team)
Nathan Dunn, 3B, NCBWA (2nd Team); Collegiate Baseball (3rd Team)
Warren Morris, 2B, NCBWA (Honorable Mention)
Chad Cooley, OF, NCBWA (Honorable Mention)
Chris Demouy, LHP, NCBWA (Honorable Mention)
- 1995 **Scott Schultz**, RHP, NCBWA (1st Team); Collegiate Baseball (3rd Team); Baseball America (3rd Team); ABCA (3rd Team)
Warren Morris, 2B, NCBWA (2nd Team)
Mike Klostermeyer, 1B, NCBWA (3rd Team)
Jason Williams, SS, NCBWA (Honorable Mention)
- 1994 **Todd Walker**, 2B, Collegiate Baseball (1st Team); Baseball America (1st Team); NCBWA (1st Team); ABCA (1st Team)

- Russ Johnson**, SS, NCBWA (1st Team); Collegiate Baseball (2nd Team); Baseball America (2nd Team); ABCA (2nd Team)
Scott Schultz, RHP, NCBWA (2nd Team); Collegiate Baseball (3rd Team)
- 1993 **Todd Walker**, 2B, Collegiate Baseball (1st Team); Baseball America (1st Team); ABCA (1st Team); NCBWA (1st Team)
Brett Laxton, RHP, NCBWA (1st Team); Collegiate Baseball (2nd Team); Baseball America (2nd Team); ABCA (3rd Team)
Harry Berrios, OF, ABCA (2nd Team); NCBWA (2nd Team)
- 1992 **Lloyd Peever**, RHP, Collegiate Baseball (1st Team); Baseball America (1st Team); ABCA (1st Team)
Todd Walker, 2B, Collegiate Baseball (2nd Team); Baseball America (2nd Team)
Rick Greene, RHP, Collegiate Baseball (2nd Team)
Chad Ogea, RHP, Baseball America (2nd Team)
Rick Greene, RHP, Collegiate Baseball (2nd Team); ABCA (3rd Team)
Lyle Mouton, OF, Collegiate Baseball (3rd Team)
- 1990 **Wes Grisham**, OF, Baseball America (1st Team); ABCA (2nd Team); The Sporting News (2nd Team)
Paul Byrd, RHP, Baseball America (2nd Team)
- 1989 **Ben McDonald**, RHP, Baseball America (1st Team); Collegiate Baseball (1st Team); The Sporting News (1st Team); ABCA (1st Team)
- 1988 **Ben McDonald**, RHP, Baseball America (1st Team)
- 1987 **Gregg Patterson**, LHP, Baseball America (2nd Team)
- 1986 **Barry Manuel**, RHP, ABCA (3rd Team); Baseball America (2nd Team)
Albert Belle, OF, Baseball America (2nd Team)
- 1983 **Cal Santarelli**, P, ABCA (3rd Team)
- 1974 **Mike Miley**, 2B, The Sporting News (1st Team)
- 1961 **Allen Smith**, P, ABCA (1st Team)

FRESHMAN ALL-AMERICA

- 2012 **Aaron Nola**, RHP, Collegiate Baseball, Perfect Game (1st Team); Baseball America (2nd Team)
- 2011 **JaCoby Jones**, 2B, Baseball America (2nd Team)
Kurt McCune, RHP, Baseball America (2nd Team)
- 2009 **Matty Ott**, RHP, Baseball America (1st Team); Collegiate Baseball (1st Team)
- 2008 **Micah Gibbs**, C, Baseball America (1st Team); Rivals.com (1st Team)
- 2007 **Blake Dean**, OF, Collegiate Baseball (1st Team)
- 2006 **J.T. Wise**, 2B, Collegiate Baseball (1st Team)
- 2004 **Clay Dirks**, LHP, Collegiate Baseball (1st Team); Baseball America (2nd Team)
- 2003 **Jason Determann**, LHP, Collegiate Baseball (Freshman 1st Team)
Justin Meier, RHP, Collegiate Baseball (Freshman 1st Team)
- 2002 **J.C. Holt**, 2B, Baseball America (2nd Team); Collegiate Baseball (Honorable Mention)
Clay Harris, RHP, Collegiate Baseball (Honorable Mention)
Jason Vargas, LHP, Collegiate Baseball (Honorable Mention)
- 2001 **Lane Mestepey**, LHP, Baseball America (1st Team); Collegiate Baseball (1st Team); Baseball Weekly (1st Team)
Aaron Hill, OF, Collegiate Baseball (Honorable Mention)
- 2000 **Mike Fontenot**, 2B, Collegiate Baseball (1st Team); Baseball America (1st Team)
Wally Pontiff, OF, Collegiate Baseball (Honorable Mention)
Bo Pettit, RHP, Collegiate Baseball (Honorable Mention)
- 1997 **Blair Barbier**, 2B, Collegiate Baseball (1st Team)
- 1995 **Eddy Furniss**, DH, Collegiate Baseball (Honorable Mention)
- 1994 **Warren Morris**, LF, Collegiate Baseball (Honorable Mention)
- 1993 **Brett Laxton**, RHP, Collegiate Baseball (1st Team)
- 1992 **Todd Walker**, 2B, Collegiate Baseball (1st Team); Baseball America (1st Team)
Russ Johnson, 3B, Collegiate Baseball (1st Team); Baseball America (1st Team)
Scott Schultz, RHP, Baseball America (1st Team); Collegiate Baseball (Honorable Mention)



Louis Coleman
2009 First-Team All-American

- 1989 **Paul Byrd**, RHP, Collegiate Baseball (1st Team)
 1986 **Dan Kite**, RHP, Baseball America (1st Team)

ACADEMIC ALL-AMERICA

- 2005 **Jason Determann** (2nd Team)
- 1998 **Eddy Furniss**, 1B (2nd Team)
- 1997 **Eddy Furniss**, 1B (1st Team)
- 1996 **Eddy Furniss**, 1B (2nd Team)
Chris Demouy, P (3rd Team)
- 1995 **Warren Morris**, 2B (1st Team)
- 1994 **Tim Lanier**, C (3rd Team)

SEC SCHOLAR ATHLETE OF THE YEAR

- 2005 **Jason Determann**, LHP

SEC ACADEMIC HONOR ROLL

- 2012 **Kevin Berry**, RHP (Sport Commerce)
Grant Dozar, INF (Management)
Nick Goody, RHP (Sport Commerce)
Tyler Hanover, INF (Sport Leadership)
Mason Katz, 1B/OF (Sport Commerce)
Austin Nola, SS (Sport Commerce)
Raph Rhymes, OF (Sport Commerce)
Ty Ross, C (Sport Commerce)
Nick Rumbelow, RHP (General Studies)
Jordy Snikeris, C (Finance)
Casey Yocom, INF (Sport Leadership)
- 2011 **Ben Alsop**, RHP (Sports Administration)
Kevin Berry, RHP (Sports Administration)
Daniel Bradshaw, RHP (Finance)
Kirk Cunningham, 1B (Sports Administration)
Grant Dozar, INF (Management)
Matt Fury, INF (Chemical Engineering)
Mike Lowery, INF (Management)
Mikie Mahtook, OF (Sports Administration)
Austin Nola, SS (Sports Administration)
Raph Rhymes, DH (Sports Administration)
Jordy Snikeris, C (Finance)
- 2010 **Paul Bertuccini**, RHP (Management)
Daniel Bradshaw, RHP (Management)
Johnny Dishon, OF (Management)
Matt Fury, INF (Chemical Engineering)
Matt Gaudet, DH (Graduate School)
Mike Lowery, INF (Management)
Matty Ott, RHP (Undeclared)
Anthony Ranaudo, RHP (Sport Administration)
Austin Ross, RHP (Petroleum Engineering)
- 2009 **Paul Bertuccini**, RHP (Management)
Daniel Bradshaw, RHP (Undeclared)
Nolan Cain, RHP (General Studies)
Kevin Farnsworth, C (Biological Sciences)
Micah Gibbs, C (Undeclared)
Buzzy Haydel, INF/P (Kinesiology)
Spencer Mathews, RHP (Kinesiology)
Chris McGhee, INF/OF (Mass Communication)
Nicholas Pontiff, INF/OF (Management)
Austin Ross, RHP (Undeclared)
Ryan Schimpf, INF/OF (General Studies)
- 2008 **Kyle Beerbohm**, LHP (Kinesiology)
Paul Bertuccini, RHP (Management)
Jared Bradford, RHP (General Studies)



Brad Cresse
2000 Johnny Bench Award Recipient

- Ryan Byrd, LHP (General Studies)
- Matt Clark, 1B (General Studies)
- Kevin Farnsworth, C (Biology)
- Matt Gaudet, 1B (General Studies)
- Buzzy Haydel, INF (General Studies)
- Michael Hollander, 3B (Communications)
- Jason Lewis, C (General Studies)
- Blake Martin, LHP (General Studies)
- Nicholas Pontiff, OF (Management)
- Ryan Schimpf, 2B (Undeclared)
- Ryan Verdugo, LHP (General Studies)
- 2007 Jared Bradford, RHP (General Studies)
- Steven Broschofsky, OF (Management)
- Will Davis, C (Secondary Education)
- Kevin Farnsworth, C (Biology)
- Jeffrey Garidel, INF (General Studies)
- Cade Gautreau, C (Accounting)
- Michael Hollander, INF (Communication Studies)
- Nicholas Pontiff, INF (Management)
- 2006 Steven Broschofsky, OF (Management)
- Chris Cahill, RHP (General Studies)
- Chase Dardar, RHP (General Studies)
- Michael Hollander, SS (Undeclared)
- Derik Olivey, RHP (General Studies)
- Nicholas Pontiff, INF (Communication Studies)
- Trey Simon, OF (Undeclared)
- Bruce Sprowl, OF (Mass Communication)
- Gee Victoriano, C (Kinesiology)
- Steven Waguespack, INF (General Studies)
- 2005 Brad Bass, C (Kinesiology)
- Steven Broschofsky, OF (Undeclared)
- Chase Dardar, RHP (General Studies)
- Will Davis, C (Secondary Education)
- Jason Determann, LHP (Biology)
- Jordan Faircloth, RHP (Political Science)
- Bryan Harris, INF (Kinesiology)
- Chris McDougall, LHP (Kinesiology)
- Lane Mestepey, LHP (Kinesiology)
- Brandon Nall, RHP (Horticulture)
- Bruce Sprowl, OF (Mass Communication)
- Nick Stavinoha, OF (Management)
- 2004 Steven Broschofsky, OF (Undeclared)
- Jason Determann, LHP (Biological Sciences)
- Bobby DiLiberto, INF (Political Science)
- Jordan Faircloth, RHP (Political Science)
- Bryan Harris, INF (Kinesiology)
- J.C. Holt, CF (Management)
- Matt Horwath, INF (Undeclared)
- Chris McDougall, LHP (Kinesiology)
- Lane Mestepey, LHP (Kinesiology)
- Brandon Nall, RHP (Turfgrass Management)
- Bruce Sprowl, OF (Mass Communication)
- Nick Stavinoha, DH (Management)
- 2003 Lukas Guidroz, RHP, 3.11 (General Studies)
- Weylin Guidry, RHP, 3.33 (Marketing)
- Justin Hill, RHP, 3.70 (General Studies)
- David Miller, RHP, 3.17 (Civil Engineering)
- Wally Pontiff, 3B, 3.73 (Biology)
- Rocky Scelfo, 2B, 3.16 (General Studies)
- Chad Vaught, RHP, 3.31 (Biology)
- 2002 Brad David, LHP, 3.13 (Management)

- Justin Hill, RHP, 3.49 (General Studies)
- David Miller, RHP, 3.14 (Civil Engineering)
- Tim Nugent, LHP, 3.16 (General Business)
- Wally Pontiff, 3B, 3.25 (Biology)
- Chad Vaught, RHP, 3.53 (Zoology)
- 2001 Billy Brian, RHP, 3.25
- (Construction Management)
- Brad David, LHP, 3.05
- (Construction Management)
- David Miller, RHP, 3.00 (General Studies)
- Tim Nugent, LHP, 3.33 (General Studies)
- Wally Pontiff, 3B, 3.06 (Undergraduate Studies)
- Chad Vaught, 3.13 (Zoology)
- 2000 Blair Barbier, 3B, 3.33 (Finance)
- Billy Brian, RHP, 3.25
- (Construction Management)
- Mike Daly, INF, 3.40 (Marketing)
- Brad Hawpe, 1B, 3.01 (Finance)
- Trey Hodges, RHP, 3.02 (Kinesiology)
- Jeremy Loftice, RHP, 3.01 (Kinesiology)
- Billy McBride, OF, 3.11 (Undergraduate Studies)
- Tommy Morel, OF, 3.11 (Microbiology)
- Tim Nugent, LHP, 3.44 (General Business)
- Jeremy Witten, OF, 3.44 (Kinesiology)
- 1999 Kurt Ainsworth, RHP, 3.41
- (Management Information Systems)
- Christian Bourgeois, OF, 3.24 (Zoology)
- Josh Dalton, SS, 3.16 (Kinesiology)
- Mike Daly, INF, 3.11 (Marketing)
- Tim Nugent, LHP, 3.05 (Undergraduate Studies)
- Jeremy Witten, OF, 3.11 (Kinesiology)
- 1998 Blair Barbier, INF, 3.17 (Undergraduate Studies)
- Matt Colvin, LHP, 3.38
- (Management Information Systems)
- Chris Demouy, LHP, 3.33
- (Business Administration)
- Eddy Furniss, 1B, 3.47 (Zoology)
- Doug Thompson, RHP, 3.22 (Kinesiology)
- 1997 Eric Berthelot, LHP, 3.26 (Kinesiology)
- John Blancher, INF, 3.22 (Liberal Arts)
- Patrick Coogan, RHP, 3.0
- (Business Administration)
- Casey Cuntz, 3B, 3.62 (Mass Communications)
- Brian Daugherty, RHP, 3.37 (General Studies)
- Chris Demouy, LHP, 3.63 (Management)
- Eddy Furniss, 1B, 3.66 (Zoology)
- Jeff Harris, RHP, 3.77 (Kinesiology)
- Joey Painich, RHP, 3.16 (Kinesiology)
- 1996 Warren Morris, 2B, 3.5 (Zoology)
- Eddy Furniss, 1B, 3.7 (Pre-Medicine)
- Brad Wilson, DH, 3.0 (General Studies)
- Kevin Ward, C, 3.6 (Electrical Engineering)
- Tim Lanier, C, 3.6 (Kinesiology)
- Brian Daugherty, RHP, 3.1 (Kinesiology)
- Chris Demouy, LHP, 3.8 (Management)
- 1995 Warren Morris, 2B, 3.73 (Zoology)
- Kevin Ainsworth, OF, 3.25 (Management)
- Bhrett McCabe, RHP, 3.06 (Psychology)
- Kevin Ward, C, 3.34, (Electrical Engineering)
- Tim Lanier, C, 3.10 (Kinesiology)
- Brian Winders, RHP, 3.53 (General Studies)
- Casey Cuntz, SS, 3.42 (General Studies)
- 1994 Kevin Ainsworth, RF, 3.07
- (Business Management)
- Scott Berardi, C, 3.12 (Advertising)
- Tim Lanier, C, 3.25 (Kinesiology)
- Bhrett McCabe, RHP, 3.11 (Zoology)
- Warren Morris, LF, 3.68 (Accounting)
- Kevin Ward, C, 3.40 (Accounting)
- 1993 Mike Sirotko, LHP, 3.15 (Psychology)
- Matt Chamberlain, RHP, 3.28 (Microbiology)
- Brian Winders, RHP, 3.10 (Microbiology)
- 1992 Tim Bauer, C, 3.50 (Marketing)
- Matt Chamberlain, RHP, 3.32 (Microbiology)
- David Herry, RHP, 3.10 (Business Administration)
- Jared Mula, OF, 3.20 (General Studies)
- Bhrett McCabe, RHP, 3.00 (General Studies)
- Mike Sirotko, LHP, 3.20 (Psychology)
- 1991 Tim Bauer, C, 3.60 (Marketing)
- Paul Byrd, RHP, 3.04 (General Studies)
- Matt Chamberlain, RHP, 3.35 (Pre-Medicine)
- Pat Garrity, DH, 3.03 (General Studies)

- 1988 Daniel Edwards, C, 3.81 (Philosophy)
- 1987 Rob Hartwig, OF, 3.15 (General Studies)
- Mark Guthrie, LHP, 3.13 (General Studies)
- Pete Bush, 1B, 3.05 (Management)
- 1986 Joe Zimmerman, P, 3.25 (Phys. Ed.)
- Terry Belle, OF, 3.00 (Accounting)
- 1985 Joe Zimmerman, P, 3.57 (Physical Therapy)
- 1984 Mark Howie, SS, 3.25 (Business Admin.)
- 1983 Mark Howie, SS, 3.00 (Marketing)
- 1980 Randy Olson, OF, 3.00 (Education)
- 1979 Lucien Tujague, OF, 3.20 (Petroleum Eng.)
- 1976 Wally McMakin, 3B, 3.30 (Education)
- Tony Toups, SS, 3.20 (Business Admin.)
- 1975 Wally McMakin, DH, 3.00 (Education)
- Randy Aldridge, OF, 3.40 (Education)
- Guy Hollingsworth, P, 3.20 (Pre-Law)
- 1974 Randy Aldridge, OF, 3.75 (Education)
- Tom Charpentier, P, 3.00 (Business Admin.)
- 1973 Steve Spitz, 2B, 3.00 (Business Admin.)
- 1971 Mike Moock, 2B, 3.20 (Business Admin.)
- Lou Farmer, P, 3.20 (Business Admin.)

SEC FRESHMAN ACADEMIC HONOR ROLL

- 2012 Chris Sciambra, OF
- 2011 Jackson Slaid, C
- 2010 Chris Cotton, LHP
- 2009 Grant Dozar, INF
- Austin Nla, INF
- 2008 Daniel Bradshaw, RHP
- Austin Ross, RHP
- 2006 Paul Bertuccini, RHP
- Chris McGhee, OF
- Jason Ogata, INF
- Andrew York, RHP
- 2005 Michael Hollander, INF

FIRST TEAM ALL-SEC

- 2012 Kevin Gausman, RHP
- Raph Rhymes, OF
- 2011 Mikie Mahtook, OF
- 2010 Micah Gibbs, C
- 2009 Louis Coleman, RHP
- Blake Dean, DH
- Matty Ott, RHP
- 2006 Quinn Stewart, OF
- 2005 Ryan Patterson, LF
- Greg Smith, LHP
- 2004 J.C. Holt, CF
- Jon Zeringue, RF
- 2003 Aaron Hill, SS
- Ryan Patterson, DH
- Clay Harris, 1B
- 2002 Lane Mestepey, LHP
- 2001 Lane Mestepey, LHP
- Wally Pontiff, 3B
- Mike Fontenot, 2B
- 2000 Brad Cresse, C
- 1998 Eddy Furniss, 1B
- 1997 Brandon Larson, SS
- Patrick Coogan, RHP
- 1996 Eddy Furniss, 1B
- Nathan Dunn, 3B
- Eddie Yarnall, LHP
- 1995 Scott Schultz, RHP
- 1994 Russ Johnson, SS
- Todd Walker, 2B
- 1993 Todd Walker, 2B
- Brett Laxton, RHP
- 1992 Lloyd Peever, RHP
- Todd Walker, 2B
- 1991 Tookie Johnson, 2B
- 1990 Wes Grisham, OF
- Chad Ogea, RHP
- Keith Osik, C
- Tookie Johnson, 2B
- 1989 Ben McDonald, RHP
- Wes Grisham, DH
- 1988 Craig Cala, OF
- Ben McDonald, RHP
- 1987 Albert Belle, OF
- Gregg Patterson, LHP
- 1986 Jim Bowie, 1B

| | |
|------|--------------------|
| | Mark Guthrie, LHP |
| 1985 | Marty Lanoux, 3B |
| 1984 | Mark Cooper, C |
| 1983 | Mark Cooper, C |
| | Cal Santarelli, P |
| 1980 | Don Schneider, P |
| 1979 | Bobby Mariano, 3B |
| 1976 | Paul Stefan, P |
| | Tony Toups, SS |
| 1975 | Steve Frank, 1B |
| | Wally McMakin, 3B |
| | Pat Moock, P |
| 1973 | Gerald Keigley, UT |
| | Pat Moock, P |
| 1972 | Mike Miley, UT |
| | Randy Wiles, P |
| 1971 | Craig Burns, OF |
| 1969 | Tom Giles, C |
| 1968 | Bob Leake, OF |
| 1967 | Tom Giles, C |
| | Steve Ogin, OF |
| 1964 | Steve George, P |
| 1963 | Gene Achord, OF |
| 1962 | Allen Smith, P |
| 1961 | Allen Smith, P |
| | John Bailey, OF |
| 1958 | Bob Loftin, P |
| | Al White, 2B |
| 1953 | Jerry Marchand, C |
| 1952 | Jerry Marchand, C |
| | Benny McArdle, P |
| 1951 | Gene Murphy, C |

SEC PLAYER OF THE YEAR

| | |
|------|------------------|
| 2012 | Raph Rhymes, OF |
| 2004 | Jon Zeringue, RF |
| 2003 | Aaron Hill, SS |
| 1996 | Eddy Furniss, 1B |
| 1994 | Russ Johnson, SS |
| 1993 | Todd Walker, 2B |

SEC PITCHER OF THE YEAR

| | |
|------|--------------------|
| 2009 | Louis Coleman, RHP |
|------|--------------------|

SEC FRESHMAN OF THE YEAR

| | |
|------|--------------------|
| 2009 | Matty Ott, RHP |
| 2001 | Lane Mestepey, LHP |
| 2000 | Mike Fontenot, 2B |

SECOND-TEAM ALL-SEC

| | |
|------|-----------------------|
| 2012 | Mason Katz, OF |
| 2011 | Mason Katz, OF |
| 2010 | Austin Nola, SS |
| | Matt Gaudet, DH |
| 2009 | Anthony Ranaudo, RHP |
| | Ryan Schimpf, OF |
| 2007 | Jared Bradford, RHP |
| 2006 | Michael Hollander, SS |
| 2005 | Nick Stavinoha, RF |
| | Blake Gill, DH |
| | Clay Dirks, LHP |
| 2004 | Clay Harris, 3B |
| | Ryan Patterson, LF |
| 2003 | Nate Bumstead, RHP |
| | Blake Gill, 2B |
| | Jon Zeringue, OF |
| 2002 | Wally Pontiff, 3B |
| | Jake Tompkins, RHP |
| 2001 | Ryan Theriot, SS |
| | Todd Linden, OF |
| | Bryan Moore, 1B |
| 1999 | Trey McClure, OF |
| | Jeff Leamount, 1B |
| 1998 | Trey McClure, 3B |
| | Brad Cresse, C |
| | Doug Thompson, RHP |
| 1997 | Blair Barbier, 2B |
| | Eddy Furniss, 1B |
| 1996 | Chad Cooley, OF |
| | Justin Bowles, OF |
| | Jason Williams, SS |

| | |
|------|----------------------|
| 1995 | Warren Morris, 2B |
| 1994 | Scott Schultz, RHP |
| 1993 | Harry Berrios, RF |
| 1991 | Gary Hymel, C |
| | Lyle Mouton, RF |
| | Rich Cordani, LF |
| 1990 | Rich Cordani, DH |
| | Paul Byrd, RHP |
| 1989 | Craig Cala, RF |
| | Curtis Leskanic, RHP |
| 1987 | Dave Cunningham, SS |
| 1986 | Burke Broussard, 2B |
| | Jeff Reboulet, SS |
| | Albert Belle, RF |
| | Rob Leary, C |
| | Barry Manuel, RHP |

ALL-SEC WESTERN DIVISION (1951-85)

| | |
|------|----------------------|
| 1985 | Jeff Reboulet, SS |
| | Marty Lanoux, 3B |
| | Robbie Smith, P |
| 1984 | Mark Cooper, C |
| | Tim Sossamon, OF |
| | John Dixon, DH |
| 1983 | Mark Cooper, C |
| | Cal Santarelli, P |
| 1982 | Dan Karp, C |
| | Billy Donathan, P |
| 1981 | Chip Moses, 2B |
| 1980 | Don Schneider, P |
| | Mike Alvarez, P |
| | Randy Olson, 1B |
| 1979 | Bobby Mariano, 3B |
| | Duane Dewey, C |
| | Pete Almaguer, 2B |
| | Mike Alvarez, P |
| 1976 | Paul Stefan, P |
| | Tony Toups, SS |
| 1975 | Steve Frank, 1B |
| | Wally McMakin, 3B |
| | Pat Moock, P |
| | Vaughn Meiners, OF |
| | Tommy Saizan, C |
| 1974 | Randy Aldridge, OF |
| | Tom Charpentier, P |
| | Mike Miley, UT |
| 1973 | Gerald Keigley, UT |
| | Pat Moock, P |
| | Mike Sonderegger, OF |
| 1972 | Mike Miley, UT |
| | Randy Wiles, P |
| 1971 | Craig Burns, OF |
| | Lou Farmer, P |
| 1970 | Bill Bright, OF |
| 1969 | Tom Giles, C |
| 1968 | Bob Leake, OF |
| | Ron Hunt, UT |
| 1967 | Tom Giles, C |
| | Steve Ogin, OF |
| 1966 | Bruce Baudier, P |
| 1964 | Steve George, P |
| | Gene Achord, OF |
| | Harry Morel, 3B |
| 1963 | Gene Achord, OF |
| | Wiley Dial, P |
| 1962 | Allen Smith, P |
| | Larry Edmondson, UT |
| | Jimmy Field, OF |
| 1961 | John Bailey, OF |
| | Allen Smith, P |
| | Lynn Amedee, P |
| | Larry Edmondson, SS |
| 1958 | Bob Loftin, P |
| | Al White, 2B |
| 1953 | Jerry Marchand, C |
| 1952 | Jerry Marchand, C |
| | Benny McArdle, P |
| 1951 | Gene Murphy, C |

SEC ALL-TOURNAMENT

| | |
|------|----------------------|
| 2012 | Mason Katz, OF |
| 2010 | Ben Alsop, RHP |
| | Blake Dean, 1B |
| | Tyler Hanover, 2B |
| | Austin Nola, SS |
| | Mikie Mahtook, OF |
| 2009 | Daniel Bradshaw, RHP |
| | Austin Nola, SS |
| | Mikie Mahtook, OF |
| | Blake Dean, DH |
| 2008 | Blake Martin, LHP |
| | Matt Clark, 1B |
| | Ryan Schimpf, 2B |
| | Blake Dean, DH |
| 2003 | Aaron Hill, SS |
| 2002 | Matt Heath, OF |
| 2001 | Matt Heath, C |
| | Todd Linden, OF |
| 2000 | Brian Tallet, LHP |
| | Brad Hawpe, 1B |
| | Blair Barbier, 3B |
| | Wally Pontiff, OF |
| | Cedrick Harris, OF |
| 1998 | Randy Keisler, LHP |
| 1997 | Danny Higgins, DH |
| | Blair Barbier, 2B |
| | Brandon Larson, SS |
| 1996 | Eddie Yarnall, LHP |
| 1995 | Warren Morris, 2B |
| | Nathan Dunn, 3B |
| | Chad Cooley, OF |
| | Eddy Furniss, DH |
| 1994 | Russ Johnson, SS |
| | Kevin Ainsworth, OF |
| | Brad Wilson, DH |
| 1993 | Jason Williams, 3B |
| | Russ Johnson, SS |
| | Harry Berrios, OF |
| | Mike Neal, OF |
| | Will Hunt, LHP |
| 1992 | Todd Walker, 2B |
| | Andy Sheets, SS |
| | Chris Moock, OF |
| | Mike Neal, DH |
| | Lloyd Peever, RHP |
| | Ronnie Rantz, LHP |
| 1991 | Chris Moock, OF |
| 1990 | Wes Grisham, OF |
| | Chad Ogea, RHP |
| | Scott Bethea, SS |
| | Ron Lim, OF |
| 1988 | Rich Vasquez, OF |
| 1987 | Dave Cunningham, SS |
| | Craig Faulkner, C |
| 1986 | Jeff Yurtin, 3B |
| | Mike Papajohn, OF |
| | Albert Belle, OF |
| | Barry Manuel, P |
| 1985 | Jeff Reboulet, SS |
| 1979 | Bobby Mariano, 3B |
| | Steve Bollman, UT |


OUTSTANDING PLAYER SEC TOURNAMENT

| | |
|------|-------------------|
| 2010 | Austin Nola, SS |
| 2009 | Mikie Mahtook, OF |
| 2008 | Blake Dean, DH |
| 2000 | Wally Pontiff, OF |
| 1994 | Russ Johnson, SS |
| 1993 | Harry Berrios, OF |
| 1992 | Andy Sheets, SS |
| 1986 | Jeff Yurtin, 3B |

ABCA ALL SOUTH REGION

| | |
|------|---------------------------------|
| 2012 | Raph Rhymes, OF (1st Team) |
| | Kevin Gausman, RHP (1st Team) |
| | Mason Katz, OF (1st Team) |
| 2011 | Mikie Mahtook, OF (1st Team) |
| 2010 | Micah Gibbs, C (1st Team) |
| 2009 | Louis Coleman, RHP (1st Team) |
| | Anthony Ranaudo, RHP (1st Team) |
| | Matty Ott, RHP (1st Team) |

| | |
|------|--------------------------------|
| | Ryan Schimpf, OF (2nd Team) |
| 2008 | Blake Dean, OF (2nd Team) |
| | Ryan Verdugo, RHP (2nd Team) |
| 2007 | Jared Bradford, RHP (2nd Team) |
| 2006 | Quinn Stewart, RF (1st Team) |
| 2005 | Ryan Patterson, LF (1st Team) |
| | Greg Smith, LHP (1st Team) |
| | Nick Stavinoha, RF (2nd Team) |
| 2004 | Jon Zeringue, RF (1st Team) |
| | Clay Harris, 3B (1st Team) |
| | J.C. Holt, CF (2nd Team) |
| 2003 | Aaron Hill, SS (1st Team) |
| | Nate Bumstead, RHP (2nd Team) |
| | Ryan Patterson, DH (2nd Team) |
| 2002 | Lane Mestepey, LHP |
| 2001 | Todd Linden, OF |
| | Bryan Moore, 1B (2nd Team) |
| | Mike Fontenot, 2B (2nd Team) |
| 2000 | Brad Cresse, C |
| 1998 | Eddy Furniss, 1B |
| | Brad Cresse, C |
| | Randy Keisler, LHP (2nd team) |
| 1997 | Brandon Larson, SS |
| | Patrick Coogan, RHP |
| | Mike Koerner, CF (2nd Team) |
| 1996 | Eddy Furniss, 1B |
| | Jason Williams, SS |
| | Nathan Dunn, 3B |
| | Justin Bowles, OF |
| | Eddie Yarnall, LHP |
| 1995 | Scott Schultz, RHP |
| 1994 | Todd Walker, 2B |
| | Russ Johnson, SS |
| 1993 | Todd Walker, 2B |
| | Harry Berrios, OF |
| | Brett Laxton, RHP |
| 1992 | Lloyd Peever, RHP |
| | Todd Walker, 2B |
| | Rick Greene, RHP (2nd Team) |
| 1991 | Tookie Johnson, 2B |
| | Rick Greene, RHP |
| 1989 | Ben McDonald, RHP |
| | Wes Grisham, DH (2nd Team) |
| 1986 | Barry Manuel, RHP |
| | Mark Guthrie, LHP (2nd Team) |
| | Jim Bowie, 1B (2nd Team) |
| | Jeff Reboulet, SS (2nd Team) |
| 1984 | Mark Cooper, C |
| 1983 | Cal Santarelli, P |
| 1976 | Paul Stefan, P |
| 1975 | Pat Moock, P |
| | Steve Frank, 1B |
| | Wally McMakin, INF |



Raph Rhymes was named the 2012 SEC Player of the Year.

**Lyle Mouton**

1990 NCAA South I Regional All-Tournament Team

**Barry Manuel**

1986 & 1987 NCAA Regional All-Tournament Team

NCAA REGIONAL ALL-TOURNAMENT

2012

Baton Rouge Regional

Kevin Gausman, RHP
Aaron Nola, RHP
Ty Ross, C
Austin Nola, SS

2010

Los Angeles Regional

Leon Landry, OF

2009

Baton Rouge Regional

Anthony Ranaudo, RHP
Louis Coleman, RHP
Micah Gibbs, C
Sean Ochinko, 1B
Austin Nola, SS
Jared Mitchell, OF

2008

Baton Rouge Regional

Paul Bertuccini, RHP
Matt Clark, 1B
Ryan Schimpf, 2B
DJ LeMahieu, SS
Leon Landry, OF
Jared Mitchell, OF
Blake Dean, DH

2005

Baton Rouge Regional

Clay Harris, 2B
Chris Jackson, 3B
Nick Stavinoha, OF
Ryan Patterson, OF

2004

Baton Rouge Regional

Nate Bumstead, RHP
Blake Gill, SS
Will Harris, 1B
J.C. Holt, CF
Matt Liuzza, C
Justin Meier, RHP
Nick Stavinoha, DH
Jon Zeringue, RF

2003

Baton Rouge Regional

Matt Liuzza, C
Blake Gill, 2B
Aaron Hill, SS
Ivan Naccarata, 3B
J.C. Holt, OF
Ryan Patterson, DH

2002

Baton Rouge Regional

Chris Phillips, C
Rocky Scelfo, 1B
J.C. Holt, 2B
Sean Barker, OF
Matt Heath, OF
David Raymer, DH
Jake Tompkins, RHP

2001

Baton Rouge Regional

Mike Fontenot, 2B
Lane Mestepey, LHP
Bryan Moore, 1B
Wally Pontiff, 3B
Zeph Zinsman, DH

2000

Baton Rouge Regional

Brad Hawpe, 1B
Mike Fontenot, 2B
Brad Cresse, C
Johnnie Thibodeaux, OF
Jeremy Witten, OF
Wally Pontiff, OF
Brian Tallet, LHP

1999

Baton Rouge Regional

Jeff Leaumont, 1B
Ryan Theriot, 2B
Jeremy Witten, OF
Brad Hawpe, OF
Trey McClure, DH
Kurt Ainsworth, RHP
Ben Saxon, RHP

1998

South II Regional

Brad Cresse, C
Eddy Furniss, 1B
Trey McClure, 2B
Josh Dalton, SS
Cedrick Harris, OF
Wes Davis, DH
Doug Thompson, RHP
Brandon Bowe, RHP

1997

South I Regional

Eddy Furniss, 1B
Brandon Larson, SS
Trey McClure, 3B
Tom Bernhardt, RF
Mike Koerner, CF
Doug Thompson, RHP
Patrick Coogan, RHP

1996

South II Regional

Eddy Furniss, 1B
Warren Morris, 2B
Jason Williams, SS
Nathan Dunn, 3B
Chad Cooley, OF
Eddie Yarnall, LHP

1995

South Regional

Scott Schultz, RHP
Mike Klostermeyer, 1B

1994

South Regional

Todd Walker, 2B
Russ Johnson, SS
Chad Cooley, OF
Brett Laxton, RHP
Tim Lanier, C

1993

South Regional

Kenny Jackson, 1B
Todd Walker, 2B
Harry Berrios, OF
Armando Rios, OF
Mike Neal, DH
Mike Sirotka, LHP

1992

South I Regional

Chris Moock, OF

1991

South Regional

Tookie Johnson, 2B
Chris Moock, 3B
Rich Cordani, OF
Gary Hymel, C
Mike Sirotka, LHP

1990

South I Regional

Chad Ogea, P
Tim Clark, OF
Lyle Mouton, DH
Johnny Tellechea, 1B

1989

Central Regional

Ben McDonald, P
Curtis Leskanic, P
Wes Grisham, DH
Tookie Johnson, 2B
Matt Gruver, LF

1987

South II Regional

Dave Cunningham, SS
Craig Faulkner, C
Mike Papajohn, OF
Gregg Patterson, LHP
Barry Manuel, P

1986

South I Regional

Jim Bowie, 1B
Jeff Yurtin, 3B
Albert Belle, OF
Barry Manuel, P

1985

Central Regional

Tim Sossamon, OF

Outstanding Player

NCAA Regional Tournament

| | | |
|------|-------------|----------------------|
| 2012 | Baton Rouge | Austin Nola, SS |
| 2009 | Baton Rouge | Anthony Ranaudo, RHP |
| 2008 | Baton Rouge | Blake Dean, DH |
| 2005 | Baton Rouge | Nick Stavinoha, OF |
| 2004 | Baton Rouge | Blake Gill, SS |
| 2003 | Baton Rouge | J.C. Holt, OF |
| 2002 | Baton Rouge | Jake Tompkins, RHP |
| 2000 | Baton Rouge | Brad Hawpe, 1B |
| 1999 | Baton Rouge | Kurt Ainsworth, RHP |
| 1998 | South II | Eddy Furniss, 1B |
| 1997 | South I | Trey McClure, 3B |
| 1996 | South II | Jason Williams, SS |
| 1994 | South | Todd Walker, 2B |
| 1993 | South | Mike Sirotko, LHP |
| 1989 | Central | Ben McDonald, RHP |
| 1987 | South II | Gregg Patterson, LHP |
| 1986 | South I | Albert Belle, OF |

College World Series All-Tournament

| | |
|------|----------------------|
| 2009 | DJ LeMahieu, 2B |
| | Jared Mitchell, OF |
| | Ryan Schimpf, OF |
| | Anthony Ranaudo, RHP |
| 2000 | Mike Fontenot, 2B |
| | Blair Barbier, 3B |
| | Ryan Theriot, SS |
| | Brad Hawpe, DH |
| | Trey Hodges, RHP |
| 1998 | Cedrick Harris, OF |
| 1997 | Eddy Furniss, 1B |
| | Brandon Larson, SS |
| | Mike Koerner, CF |
| | Tom Bernhardt, RF |
| 1996 | Tim Lanier, C |
| | Justin Bowles, OF |
| | Eddie Yarnall, LHP |
| 1994 | Todd Walker, 2B |
| 1993 | Adrian Antonini, C |
| | Todd Walker, 2B |
| | Jim Greely, OF |
| | Armando Rios, OF |
| | Brett Laxton, RHP |
| | Mike Sirotko, LHP |
| 1991 | Gary Hymel, C |
| | Johnny Tellechea, 1B |
| | Lyle Mouton, OF |
| | Chad Ogea, RHP |
| 1990 | Tim Clark, OF |
| | Lyle Mouton, DH |
| 1987 | Jack Voigt, OF |
| | Gregg Patterson, LHP |

College World Series

Most Outstanding Player

| | |
|------|--------------------|
| 2009 | Jared Mitchell, OF |
| 2000 | Trey Hodges, RHP |
| 1997 | Brandon Larson, SS |
| 1993 | Todd Walker, 2B |
| 1991 | Gary Hymel, C |

Dick Howser Award Winner

| | |
|------|------------------|
| 1998 | Eddy Furniss, 1B |
|------|------------------|

Golden Spikes Award Winner

| | |
|------|-------------------|
| 1989 | Ben McDonald, RHP |
|------|-------------------|

Smith Award Winner

| | |
|------|-------------------|
| 1989 | Ben McDonald, RHP |
|------|-------------------|

Johnny Bench Award Winner

| | |
|------|----------------|
| 2000 | Brad Cresse, C |
|------|----------------|



Blake Dean (left) earned 2009 First-Team All-SEC recognition, and he was a First-Team All-American in 2008.

Golden Spikes Award Finalists

| | |
|------|--------------------|
| 2000 | Brad Cresse, C |
| 1998 | Eddy Furniss, 1B |
| 1997 | Brandon Larson, SS |
| 1994 | Todd Walker, 2B |
| | Russ Johnson, SS |
| 1993 | Todd Walker, 2B |
| 1992 | Lloyd Peever, RHP |
| 1989 | Ben McDonald, RHP |

Baseball America

National Player of the Year

| | |
|------|-------------------|
| 1989 | Ben McDonald, RHP |
|------|-------------------|

Collegiate Baseball

National Player of the Year

| | |
|------|-------------------|
| 1992 | Lloyd Peever, RHP |
| 1989 | Ben McDonald, RHP |

Collegiate Baseball

National Freshman of the Year

| | |
|------|--------------------|
| 2001 | Lane Mestepey, LHP |
| 2000 | Mike Fontenot, 2B |
| 1993 | Brett Laxton, RHP |
| 1992 | Todd Walker, 2B |

Baseball America

National Freshman of the Year

| | |
|------|-------------------|
| 1993 | Brett Laxton, RHP |
| 1992 | Todd Walker, 2B |

Corbett Award

Outstanding Louisiana

Amateur Athlete

| | |
|------|--------------------|
| 2010 | Louis Coleman, RHP |
| 2001 | Brad Cresse, C |
| 1998 | Brandon Larson, SS |
| 1997 | Warren Morris, 2B |
| 1995 | Russ Johnson, SS |
| 1994 | Todd Walker, 2B |

United States Olympians

| | |
|------|-----------------------------------|
| 2000 | Kurt Ainsworth, RHP (Gold) |
| 1996 | Warren Morris, 2B (Bronze) |
| | Jason Williams, SS (Bronze) |
| | Skip Bertman, Head Coach (Bronze) |
| 1992 | Rick Greene, RHP |
| 1988 | Ben McDonald, RHP (Gold) |
| | Skip Bertman, Asst. Coach (Gold) |

College Baseball

Hall of Fame Members

| | |
|------|--------------------------|
| 2010 | Eddy Furniss, 1B |
| 2009 | Todd Walker, 2B |
| 2008 | Ben McDonald, RHP |
| 2006 | Skip Bertman, Head Coach |

ABCA Hall of Fame Member

| | |
|------|--------------------------|
| 2003 | Skip Bertman, Head Coach |
|------|--------------------------|

Louisiana Sports

Hall of Fame Members

| | |
|--|------------------------------|
| | Joe Bill Adcock, 1B |
| | Albert Belle, OF |
| | Skip Bertman, Head Coach |
| | Buddy Blair, 3B |
| | Alvin Dark, SS |
| | Mel Didier, P |
| | Eddy Furniss, 1B |
| | Ben McDonald, RHP |
| | Harry Rabenhorst, Head Coach |
| | Connie Ryan, 2B |
| | Todd Walker, 2B |

LSU Athletics Hall of Fame Members

| | |
|------|------------------------------|
| 2011 | Skip Bertman, Head Coach |
| | Lloyd Peever, RHP |
| 2008 | Harry Rabenhorst, Head Coach |
| 2007 | Eddy Furniss, 1B |
| 2006 | Todd Walker, 2B |
| 1981 | Alvin Dark, SS |
| 1978 | Joe Bill Adcock, 1B |

LSU Retired Jersey Numbers

| | |
|------|--------------------------------|
| 2001 | Skip Bertman, Head Coach (#15) |
| 2009 | Ben McDonald, RHP (#19) |

Collegiate Baseball

National Coach of the Year

| | |
|------|---------------|
| 2009 | Paul Mainieri |
| 2000 | Skip Bertman |
| 1997 | Skip Bertman |
| 1996 | Skip Bertman |
| 1993 | Skip Bertman |
| 1991 | Skip Bertman |

ABCA National Coach of the Year

| | |
|------|---------------|
| 2009 | Paul Mainieri |
| 2000 | Skip Bertman |
| 1997 | Skip Bertman |
| 1996 | Skip Bertman |
| 1993 | Skip Bertman |
| 1991 | Skip Bertman |

The Sporting News

National Coach of the Year

| | |
|------|--------------|
| 1986 | Skip Bertman |
|------|--------------|

Baseball America

National Coach of the Year

| | |
|------|---------------|
| 2009 | Paul Mainieri |
| 1996 | Skip Bertman |
| 1986 | Skip Bertman |

Rivals.com National Coach of the Year

| | |
|------|---------------|
| 2009 | Paul Mainieri |
| 2008 | Paul Mainieri |

SEC Coach of the Year

| | |
|------|---------------|
| 2009 | Paul Mainieri |
| 2003 | Smoke Laval |
| 1997 | Skip Bertman |
| 1996 | Skip Bertman |
| 1993 | Skip Bertman |
| 1992 | Skip Bertman |
| 1991 | Skip Bertman |
| 1990 | Skip Bertman |
| 1986 | Skip Bertman |
| 1975 | Jim Smith |

Louisiana Sportswriters Association

Coach of the Year

| | |
|------|---------------|
| 2012 | Paul Mainieri |
| 2009 | Paul Mainieri |
| 2008 | Paul Mainieri |
| 2004 | Smoke Laval |
| 2003 | Smoke Laval |
| 2002 | Smoke Laval |
| 1998 | Skip Bertman |
| 1993 | Skip Bertman |
| 1992 | Skip Bertman |
| 1990 | Skip Bertman |
| 1986 | Skip Bertman |
| 1985 | Skip Bertman |



The Tigers check out the CBS equipment prior to the 1993 national championship game.

LSU All-Time Record on TV (beginning in 1984): 345-175-3 (.663)

LSU TV Appearances Since 2007

| | | |
|---------|----------------------------|-----------------------|
| 2/27/07 | Tulane (L, 3-8) | Cox Sports Television |
| 3/16/07 | at South Carolina (L, 0-5) | Jumbo Sports Network |
| 3/17/07 | at South Carolina (W, 6-5) | Jumbo Sports Network |
| 3/18/07 | at South Carolina (L, 5-9) | Jumbo Sports Network |
| 3/21/07 | Southeastern La. (W, 5-3) | Cox Sports Television |
| 3/30/07 | at Alabama (W, 5-4) | Jumbo Sports Network |
| 3/31/07 | at Alabama (L, 2-5) | Jumbo Sports Network |
| 4/1/07 | at Alabama (W, 7-3) | Jumbo Sports Network |
| 4/8/07 | Auburn (W, 10-1) | Cox Sports Television |
| 4/18/07 | at New Orleans (L, 4-5) | Jumbo Sports Network |
| 4/29/07 | Tennessee (L, 9-10) | Cox Sports Television |
| 5/1/07 | Southern (W, 9-7) | Cox Sports Television |
| 5/1/07 | Nicholls State (W, 8-3) | Cox Sports Television |
| 5/5/07 | at Arkansas (L, 0-5) | Fox Sports Net |
| 5/6/07 | at Arkansas (W, 5-3) | Cox Sports Television |
| 5/11/07 | Florida (L, 3-19) | Cox Sports Television |
| 5/12/07 | Florida (L, 4-8) | Fox Sports Net |
| 5/13/07 | Florida (W, 9-4) | Cox Sports Television |
| 5/18/07 | at Vanderbilt (L, 2-6) | Jumbo Sports Network |
| 5/19/07 | at Vanderbilt (L, 2-6) | Jumbo Sports Network |
| 2/26/08 | Southern (W, 6-1) | Cox Sports Television |
| 3/21/08 | Arkansas (W, 8-7, 11 inn.) | Cox Sports Television |
| 3/23/08 | Arkansas (W, 4-2) | Cox Sports Television |
| 3/30/08 | at Florida (W, 6-3) | FSN Florida |
| 4/1/08 | at Southern (W, 8-3) | Pelican Sports |
| 4/6/08 | Alabama (W, 9-7) | Cox Sports Television |
| 4/13/08 | at Ole Miss (8-2) | Jumbo Sports Network |

| | | |
|---------|------------------------------------|-----------------------|
| 4/20/08 | Georgia (T, 10-10, 12 inn.) | Jumbo Sports Network |
| 4/22/08 | at Tulane (W, 8-4) | Cox Sports Television |
| 4/23/08 | McNeese State (W, 6-0) | Cox Sports Television |
| 4/27/08 | South Carolina (W, 6-3) | Jumbo Sports Network |
| 4/29/08 | UL-Lafayette (W, 5-3) | Cox Sports Television |
| 5/3/08 | at Kentucky (W, 3-1, 10 inn.) | Jumbo Sports Network |
| 5/3/08 | at Kentucky (W, 12-5) | Jumbo Sports Network |
| 5/4/08 | at Kentucky (W, 9-8) | Cox Sports Television |
| 5/9/08 | Mississippi State (W, 15-6) | Cox Sports Television |
| 5/10/08 | Mississippi State (W, 16-4) | Fox Sports Net |
| 5/11/08 | Mississippi State (W, 9-6) | Cox Sports Television |
| 5/13/08 | New Orleans (W, 7-6, 15 inn.) | Cox Sports Television |
| 5/15/08 | at Auburn (W, 6-4) | Cox Sports Television |
| 5/16/08 | at Auburn (W, 15-6) | Cox Sports Television |
| 5/21/08 | South Carolina (W, 5-4, 10 inn.) * | Comcast Sports |
| 5/22/08 | Vanderbilt (W, 8-2) * | Comcast Sports |
| 5/24/08 | Alabama (W, 12-8) * | Fox Sports Net |
| 5/25/08 | Ole Miss (W, 8-2) * | Fox Sports Net |
| 5/30/08 | Texas Southern (W, 12-1) # | Cox Sports Television |
| 5/31/08 | Southern Miss (W, 13-4) # | Cox Sports Television |
| 6/1/08 | Southern Miss (W, 11-4) # | Cox Sports Television |
| 6/7/08 | UC Irvine (L, 15-11) % | ESPN |
| 6/8/08 | UC Irvine (W, 9-7) % | ESPN |
| 6/9/08 | UC Irvine (W, 21-7) % | ESPN2 |
| 6/15/08 | North Carolina (L, 4-8) ^ | ESPN2 |
| 6/17/08 | Rice (W, 6-5) ^ | ESPN2 |
| 6/19/08 | North Carolina (L, 3-7) ^ | ESPN |
| 2/20/09 | Villanova (W, 12-3) | Cox Sports Television |
| 3/22/09 | at South Carolina (W, 11-3) | SportSouth |
| 3/24/09 | Harvard (W, 4-3) | Cox Sports Television |
| 3/28/09 | Ole Miss (W, 6-5) | Fox Sports Net |
| 4/4/09 | at Georgia (L, 8-10) | Comcast Sports |



LSU has been featured on an ESPN network 50 times at the College World Series.



ESPN tapes a 2009 CWS interview with slugger Blake Dean.

| | | |
|---------|-------------------------------------|-----------------------|
| 4/11/09 | at Alabama (L, 5-13) | Cox Sports Television |
| 4/12/09 | at Alabama (W, 12-7) | Cox Sports Television |
| 4/14/09 | New Orleans (W, 8-6) | Cox Sports Television |
| 4/21/09 | Southeastern Louisiana (W, 6-5) | Cox Sports Television |
| 4/23/09 | vs. UL-Lafayette (W, 10-6) | Cox Sports Television |
| 4/24/09 | Auburn (W, 7-3) | Comcast Sports |
| 4/26/09 | Auburn (W, 7-6) | Comcast Sports |
| 4/28/09 | Tulane (W, 13-2 - 7 inn.) | Cox Sports Television |
| 5/3/09 | at Arkansas (W, 4-3) | Cox Sports Television |
| 5/8/09 | Florida (W, 10-1) | Cox Sports Television |
| 5/9/09 | Florida (W, 4-0) | Fox Sports Florida |
| 5/10/09 | Florida (L, 3-9) | Cox Sports Television |
| 5/14/09 | at Mississippi State (W, 5-4) | Cox Sports Television |
| 5/15/09 | at Mississippi State (L, 7-8) | Jumbo Sports Network |
| 5/20/09 | Vanderbilt (L, 1-4) * | Comcast Sports |
| 5/21/09 | Alabama (W, 9-6) * | Comcast Sports |
| 5/22/09 | South Carolina (W, 4-1) * | Fox Sports Net |
| 5/23/09 | Georgia (W, 16-0) * | Fox Sports Net |
| 5/24/09 | Vanderbilt (W, 6-2) * | Fox Sports Net |
| 5/29/09 | Southern (W, 10-2) # | Cox Sports Television |
| 5/30/09 | Baylor (W, 3-2 - 10 inn.) # | Cox Sports Television |
| 5/31/09 | Minnesota (W, 10-3) # | Cox Sports Television |
| 6/5/09 | Rice (W, 12-9) % | ESPN |
| 6/6/09 | Rice (W, 5-3) % | ESPN |
| 6/13/09 | Virginia (W, 9-5) ^ | ESPN |
| 6/15/09 | Arkansas (W, 9-1) ^ | ESPN |
| 6/19/09 | Arkansas (W, 14-5) ^ | ESPN2 |
| 6/22/09 | Texas (W, 7-6 - 11 inn.) ^ | ESPN |
| 6/23/09 | Texas (L, 1-5) ^ | ESPN |
| 6/24/09 | Texas (W, 11-4) ^ | ESPN |
| 3/19/10 | Arkansas (L, 3-6) | Cox Sports Television |
| 3/20/10 | Arkansas (W, 8-7) | Cox Sports Television |
| 3/21/10 | Arkansas (W, 5-1) | Cox Sports Television |
| 3/26/10 | at Tennessee (W, 6-2) | Comcast Sports |
| 3/27/10 | at Tennessee (W, 10-6) | Fox Sports Net |
| 4/2/10 | Georgia (W, 4-3) | ESPN |
| 4/3/10 | Georgia (L, 6-12) | Fox Sports Net |
| 4/4/10 | Georgia (W, 15-5) | Comcast Sports |
| 4/9/10 | at Auburn (W, 14-10) | Comcast Sports |
| 4/10/10 | at Auburn (L, 7-11) | SportSouth |
| 4/16/10 | Alabama (W, 12-5) | Cox Sports Television |
| 4/17/10 | Alabama (W, 9-7) | Cox Sports Television |
| 4/18/10 | Alabama (W, 6-5 - 14 innings) | Cox Sports Television |
| 4/24/10 | at Ole Miss (L, 9-11) | Fox Sports Net |
| 4/25/10 | at Ole Miss (L, 6-7) | Comcast Sports |
| 4/30/10 | at Florida (L, 5-8) | Comcast Sports |
| 5/1/10 | at Florida (L, 3-7) | ESPN |
| 5/2/10 | at Florida (L, 6-13) | ESPN |
| 5/4/10 | Southeastern La. (W, 9-5) | Cox Sports Television |
| 5/8/10 | Vanderbilt (L, 2-6) | Comcast Sports |
| 5/9/10 | Vanderbilt (L, 3-4) | Cox Sports Television |
| 5/15/10 | at Kentucky (L, 4-9) | SportSouth |
| 5/18/10 | at Tulane (L, 1-9) | Cox Sports Television |
| 5/20/10 | Mississippi State (W, 14-13) | Cox Sports Television |
| 5/21/10 | Mississippi State (W, 17-3) | Cox Sports Television |
| 5/22/10 | Mississippi State (L, 1-2) | Comcast Sports |
| 5/26/10 | Florida (W, 10-6) * | Comcast Sports |
| 5/27/10 | Vanderbilt (W, 7-5) * | Comcast Sports |
| 5/29/10 | Ole Miss (W, 8-0 - 7 innings) * | SportSouth |
| 5/30/10 | Alabama (W, 4-3 - 11 innings) * | ESPN2 |
| 6/4/10 | UC Irvine (W, 11-10 - 11 innings) # | Cox Sports Television |
| 6/5/10 | UCLA (L, 3-6) # | Cox Sports Television |
| 6/6/10 | UC Irvine (L, 3-4) # | Cox Sports Television |
| 2/18/11 | Wake Forest (W, 15-4) | Cox Sports Television |

| | | |
|---------|--|-----------------------|
| 3/11/11 | Cal State Fullerton (W, 7-6) | Cox Sports Television |
| 3/13/11 | Cal State Fullerton (W, 10-2) | Cox Sports Television |
| 3/18/11 | Florida (L, 4-5) | Comcast Sports |
| 3/19/11 | Florida (L, 0-1) | Fox Sports Florida |
| 3/20/11 | Florida (L, 3-7) | Cox Sports Television |
| 3/25/11 | at Georgia (W, 7-3) | WSB Atlanta |
| 4/2/11 | Ole Miss (L, 3-16) | Cox Sports Television |
| 4/5/11 | at Tulane (W, 7-5) | Cox Sports Television |
| 4/9/11 | at Arkansas (L, 3-4) | ESPN |
| 4/10/11 | at Arkansas (L, 4-5) | Cox Sports Television |
| 4/20/11 | Southern Miss (W, 8-6) | Jumbo Sports Network |
| 4/23/11 | at Vanderbilt (L, 1-10) | SportSouth |
| 4/24/11 | at Vanderbilt (L, 7-10) | ESPN2 |
| 4/28/11 | Kentucky (W, 9-5) | ESPN |
| 4/29/11 | Kentucky (W, 12-4) | Cox Sports Television |
| 5/3/11 | Tulane (W, 6-2) | Cox Sports Television |
| 5/6/11 | at Alabama (W, 10-6) | Jumbo Sports Network |
| 5/7/11 | at Alabama (L, 0-4) | Comcast Sports |
| 5/8/11 | at Alabama (L, 0-9) | Jumbo Sports Network |
| 5/13/11 | Tennessee (W, 9-0) | Cox Sports Television |
| 5/14/11 | Tennessee (W, 8-1) | Comcast Sports |
| 5/15/11 | Tennessee (W, 15-5) | Jumbo Sports Network |
| 5/19/11 | at Mississippi State (W, 17-1) | Comcast Sports |
| 3/6/12 | at Tulane (W, 5-0) | Cox Sports Television |
| 3/11/12 | Notre Dame (L, 1-7) | Cox Sports Television |
| 3/16/12 | Mississippi State (W, 3-2 - 10 inn.) | Cox Sports Television |
| 3/17/12 | Mississippi State (W, 4-3) | Comcast Sports |
| 3/30/12 | Arkansas (W, 10-6) | Comcast Sports |
| 3/31/12 | Arkansas (W, 2-1) | ESPN |
| 4/1/12 | Arkansas (W, 3-2 - 11 inn.) | Cox Sports Television |
| 4/5/12 | at Florida (W, 7-6) | ESPN |
| 4/6/12 | at Florida (L, 0-7) | Fox Sports Florida |
| 4/11/12 | Southern Miss (W, 8-3) | Jumbo Sports Network |
| 4/14/12 | Alabama (W, 7-1) | Cox Sports Television |
| 4/15/12 | Alabama (W, 5-1) | ESPN2 |
| 4/20/12 | at Kentucky (W, 5-4) | Fox Sports South |
| 4/21/12 | at Kentucky (L, 1-8) | Fox Sports South |
| 4/25/12 | Southeastern Louisiana (W, 4-3) | Cox Sports Television |
| 4/27/12 | Georgia (W, 6-5) | Cox Sports Television |
| 4/28/12 | Georgia (W, 8-4) | Comcast Sports |
| 4/29/12 | Georgia (L, 3-5) | ESPN2 |
| 5/1/12 | Tulane (W, 9-5) | Cox Sports Television |
| 5/5/12 | at Ole Miss (L, 4-7) | SportSouth |
| 5/11/12 | Vanderbilt (W, 2-1) | Cox Sports Television |
| 5/12/12 | Vanderbilt (L, 3-6) | SportSouth |
| 5/13/12 | Vanderbilt (L, 4-5 - 10 inn.) | SportSouth |
| 5/18/12 | at South Carolina (L, 4-5) | Cox Sports Television |
| 5/19/12 | at South Carolina (W, 3-2 - 10 inn.) | ESPN |
| 5/23/12 | Mississippi State (L, 2-3) * | SportSouth |
| 5/24/12 | Ole Miss (W, 11-2) * | SportSouth |
| 5/25/12 | Mississippi State (L, 3-4 - 10 inn.) * | Comcast Sports |
| 6/1/12 | UL-Monroe (W, 4-1) # | Cox Sports Television |
| 6/2/12 | Oregon State (W, 7-1) # | Cox Sports Television |
| 6/3/12 | Oregon State (W, 5-4 - 10 inn.) # | Cox Sports Television |
| 6/8/12 | Stony Brook (W, 5-4 - 12 inn.) % | ESPN2 |
| 6/9/12 | Stony Brook (L, 1-3) % | ESPN2 |
| 6/10/12 | Stony Brook (L, 2-7) % | ESPNNews |

^ - College World Series
 * - SEC Tournament
 # - NCAA Regional
 % - NCAA Super Regional



Skip Bertman (left) led LSU to 11 College World Series televised by ESPN.

2012 NCAA Super Regional

June 8, 2012 at Baton Rouge, La.

Stony Brook..... 020 000 000 110 - 4 14 3 (50-13)
 LSU 000 000 101 111 - 5 9 1 (47-16)
 WP-Kevin Gausman (12-1) LP-Vanderka, Frankie (2-3)
 T-4:11 A-11207
 HR SBU - Goldstein, Steven (4), Intagliata, Sal (2)
 HR LSU - JaCoby Jones (4), Mason Katz (12), Tyler Moore (4)
 Actual Attendance: 9,222
 Rain delay began at 3:08 pm
 Game resumed at 10:06 am on Saturday June 9.

June 9, 2012 at Baton Rouge, La.

LSU 000 001 000 - 1 3 0 (47-17)
 Stony Brook..... 002 010 00X - 3 6 2 (51-13)
 WP-Johnson, Tyler (12-1) LP-Kevin Gausman (12-2) T-2:26
 A-11468
 HR SBU - Courtney, Kevin (4)
 Actual Attendance: 9,446

June 10, 2012 at Baton Rouge, La.

Stony Brook..... 103 200 010 - 7 15 1 (52-13)
 LSU 100 000 100 - 2 3 2 (47-18)
 WP-Vanderka, Frankie (3-3) LP-Ryan Eades (5-3) T-3:08
 A-11976
 HR LSU - Mason Katz (13)
 Actual Attendance: 10,620

2012 NCAA Regional

June 1, 2012 at Baton Rouge, La.

UL-Monroe..... 001 000 000 - 1 4 2 (31-29)
 LSU 001 000 30X - 4 6 0 (44-16)
 WP-Aaron Nola (7-4) Save-Chris Cotton(1) LP-Zeigler,
 Randy (5-7) T-2:23 A-10989
 Actual Attendance: 9,902

June 2, 2012 at Baton Rouge, La.

Oregon State ... 001 000 000 - 1 7 2 (39-19)
 LSU 022 001 02X - 7 8 0 (45-16)
 WP-Kevin Gausman (11-1) LP-Child, Dan (6-4) T-3:16
 A-11535
 Actual Attendance: 10,367
 Paid attendance is an LSU postseason record. Actual
 attendance is the largest in Alex Box Stadium history.

June 3, 2012 at Baton Rouge, La.

LSU 300 000 101 1 - 6 7 1 (46-16)
 Oregon State ... 110 102 000 0 - 5 10 4 (40-20)
 WP-Chris Cotton (7-0) Save-Nick Goody(11) LP-Davis,
 Dylan (1-1) T-3:38 A-11036
 HR LSU - Raph Rhymes (4)
 Actual Attendance: 8,978

2010 NCAA Regional

June 4, 2010 at Los Angeles, Calif.

UC Irvine 020 010 222 0 1 - 10 18 1 (37-20)
 LSU 002 140 101 0 2 - 11 17 1 (41-20)

WP-Ben Alsup (5-0) LP-Pettis, Eric (9-4) T-4:02 A-1414
 HR UCI - Larson, Francis (2), Fisher, Ryan (4)
 HR LSU - Micah Gibbs (10), Alex Edward (2)

June 5, 2010 at Los Angeles, Calif.

UCLA 011 10 1 10 1 - 6 11 2 (45-13)
 LSU 000 000 003 - 3 7 0 (41-21)

WP-Bauer, Trevor (10-3) LP-Anthony Ranaudo (5-3) T-3:19
 A-2613
 HR UCLA - Espy, Dean (8), Regis, Cody (5), Gelalich, Jeff (1)



Anthony Ranaudo recorded 14 strikeouts versus Baylor in the 2009 NCAA Regional.

June 6, 2010 at Los Angeles, Calif.

LSU 000 001 200 - 3 10 0 (41-22)
 UC Irvine 010 201 00X - 4 7 0 (39-20)

WP-Brock, Evan (6-4) Save-Hoover, Nick(1) LP-Ben Alsup
 (5-1) T-3:00 A-1015
 HR LSU - Blake Dean (12)
 HR UCI - Hillman, Drew (3)

2009 College World Series

June 13, 2009 at Omaha, Neb.

Virginia..... 00 1 1 2 0 1 0 0 - 5 14 1 (48-14-1)
 LSU 1 0 2 0 3 0 0 3 X - 9 14 0 (52-16)

WP-Austin Ross (6-7) LP-Matt Packer (3-5) T-3:40
 A-24904
 HR VA - Steven Proscia (10), Franco Valdes (6)
 HR LSU - Ryan Schimpf (20), Sean Ochinko (8)

June 15, 2009 at Omaha, Neb.

LSU 3 1 0 0 5 0 0 0 - 9 13 0 (53-16)
 Arkansas 1 00 0 0 0 0 0 0 - 1 9 2 (40-23)

WP-Louis Coleman (14-2) LP-Brett Eibner (5-5) T-3:24
 A-23417
 HR LSU - Blake Dean (16), Mikie Mahtook (7), Austin Nola (3)

June 19, 2009 at Omaha, Neb.

LSU 1 0 3 0 1 1 5 0 3 - 14 16 0 (54-16)
 Arkansas 0 0 0 0 0 0 2 0 3 - 5 9 2 (41-24)

WP-Anthony Ranaudo (11-3) LP-Stephen Richards (6-2)
 T-3:14 A-19734
 HR LSU - Ryan Schimpf (21), Blake Dean (17), Jared
 Mitchell (10), Tyler Hanover (5)
 HR AR - Chase Leavitt (2), Brett Eibner (12)
 Start of game delayed 2 hours and 30 minutes due to
 rain

June 22, 2009 at Omaha, Neb.

LSU 100 002 102 0 1 - 7 11 0 (55-16)
 Texas 000 302 100 0 0 - 6 9 1 (49-15-1)

WP-Matty Ott (4-2) LP-Workman, B. (3-4) T-4:09 A-23019
 HR LSU - DJ LeMahieu (5), Ryan Schimpf (22)



J.C. Holt was the 2003 NCAA Regional Most Outstanding Player.

HR TX - Tucker, T. (3), Moldenhauer 2 (3), Keyes, K. (8),
 Rowe, C. (8)

June 23, 2009 at Omaha, Neb.

Texas..... 1 1 3 0 0 0 0 0 0 - 5 12 3 (50-15-1)
 LSU 0 1 0 0 0 0 0 0 0 - 1 5 2 (55-17)

WP-Jungmann, T. (11-3) LP-Austin Ross (6-8) T-3:10
 A-21871
 HR TX - Moldenhauer (4), Clark, P. (3)

June 24, 2009 at Omaha, Neb.

LSU 3 1 0 0 0 5 0 1 1 - 11 12 0 (56-17)
 Texas..... 0 0 2 0 2 0 0 0 0 - 4 9 1 (50-16-1)

WP-Anthony Ranaudo (12-3) LP-Workman, B. (3-5) T-3:42
 A-19986
 HR LSU - Sean Ochinko (9), Jared Mitchell (11)
 HR TX - Keyes, K. (9)

2009 NCAA Super Regional

June 5, 2009 at Baton Rouge, La.

Rice..... 0 2 0 1 1 0 2 3 - 9 9 2 (43-17)
 LSU 0 0 0 1 6 2 0 3 X - 12 12 4 (50-16)

WP-Anthony Ranaudo (10-3) LP-Taylor Wall (7-6) T-3:27
 A-9923
 HR RICE - Brock Holt (11), Anthony Rendon (20), Steven
 Sultzbaugh (8)
 HR LSU - Ryan Schimpf (19)
 Actual attendance: 9,375

June 6, 2009 at Baton Rouge, La.

LSU 1 0 0 1 2 1 0 0 0 - 5 10 1 (51-16)
 Rice 0 0 1 1 0 1 0 0 0 - 3 9 0 (43-18)

WP-Louis Coleman (13-2) Save-Matty Ott(16) LP-Ryan
 Berry (7-2) T-3:00 A-10279
 HR LSU - Derek Helenihi (4)
 HR RICE - Brock Holt (12), Diego Seastrunk (7)
 Actual Attendance: 9,651

2009 NCAA Regional

May 29, 2009 at Baton Rouge, La.

Southern 2 00 0 0 0 000 - 2 7 4 (30-16)
 LSU 0 00 0 0 1 72X - 10 14 1 (47-16)

WP-Paul Bertuccini (2-0) LP-Chase Richard (6-4) T-2:42
 A-9874
 HR SU - Victor Franklin (11)
 Actual attendance: 8,641

May 30, 2009 at Baton Rouge, La.

LSU 0 10 1 0 0 0 0 0 1 - 3 9 1 (48-16)
 Baylor 0 0 0 0 0 1 0 1 0 0 - 2 3 1 (30-25)

WP-Anthony Ranaudo (9-3) Save-Matty Ott(15) LP-Volz,
 Kendal (3-7) T-3:17 A-9936
 HR LSU - Jared Mitchell (9)
 HR BU - Glime, Gregg (3)
 Actual Attendance: 9,149

May 31, 2009 at Baton Rouge, La.

LSU 0 4 3 0 0 2 0 1 0 - 10 17 1 (49-16)
 Minnesota..... 0 0 0 0 0 0 1 0 2 - 3 7 1 (40-19)

WP-Louis Coleman (12-2) LP-Allen Bechstein (0-1) T-2:44
 A-9759
 HR LSU - Ryan Schimpf (18), Blake Dean (15)
 HR MINN - Kyle Knudson (4), Nick O'Shea (11)
 Actual attendance: 8,820
 Minnesota pitcher Tyler Dakes ejected in the bottom of the 6th.
 Minnesota pitching coach Todd Oakes ejected in the top of the 8th.

2008 College World Series

June 15, 2008 at Omaha, Neb.

LSU 1 1 0 0 0 0 0 2 0 - 4 8 1 (48-18-1)
 North Carolina...302 1 10 10 X - 8 17 0 (52-12)

WP-Alex White (11-3) Save-Rob Wooten(5) LP-Ryan Verdugo
 (9-4) T-2:59 A-22239
 HR LSU - Michael Hollander (6), Matt Clark (27)

June 17, 2008 at Omaha, Neb.

Rice..... 0 20 0 11 100 - 5 10 3 (47-15)
 LSU..... 0 00 0 0 0 1 1 4 - 6 11 0 (49-18-1)

WP-Louis Coleman (8-0) LP-Cole St.Clair (10-3) T-3:02
 A-19103
 HR RICE - Aaron Luna (10)

June 19, 2008 at Omaha, Neb.

North Carolina...200 0 10 0 0 4 - 7 9 2 (53-13)
 LSU 0 10 0 0 2 0 0 0 - 3 4 0 (49-19-1)


WP-Alex White (12-3) LP-Louis Coleman (8-1)
 T-3:15 A-30422
 HR NC - Tim Federowicz (15)
 HR LSU - Matt Clark (28)

2008 NCAA Super Regional

June 7, 2008 at Baton Rouge, La.

UC Irvine..... 2 00 0 1 3 2 3 0 - 11 13 2 (42-16)
 LSU 0 1 0 0 0 1 0 3 0 - 5 9 1 (46-17-1)

WP-Gorgen, Scott (12-3) LP-Ryan Verdugo (9-3) T-3:23
 A-8023
 HR UCI - Bardeen, Brock (5), Madigan, Sean (2)
 HR LSU - DJ LeMahieu (6)
 Actual attendance: 7,460



Ryan Theriot was named to the 2000 CWS All-Tournament team.

June 8, 2008 at Baton Rouge, La.

LSU 0 1 0 1 0 0 0 2 5 - 9 14 0 (47-17-1)
 UC Irvine..... 0 0 1 6 0 0 0 0 0 - 7 11 0 (42-17)

WP-Louis Coleman (7-0) LP-Pettis, Eric (4-3)
 T-3:11 A-8029
 HR LSU - Jared Mitchell (6)
 HR UCI - Bardeen, Brock (6)
 Actual attendance: 6,971

June 9, 2008 at Baton Rouge, La.

UC Irvine..... 0 0 1 0 1 0 2 3 0 - 7 13 2 (42-18)
 LSU 6 1 2 0 7 0 3 2 X - 21 24 1 (48-17-1)

WP-Jordan Brown (5-0) LP-Stowell, Bryce (8-3) T-3:54
 A-8348
 HR UCI - Deragisch, Eric (1), Bell, Dillon (5)
 HR LSU - Blake Dean (20), Micah Gibbs (2), Matt Clark (26),
 Buzzy Haydel (1), Johnny Dishon (2), Ryan Schimpf 2 (12)
 Actual attendance: 8,173
 Largest actual attendance in Alex Box history.

2008 NCAA Regional

May 30, 2008 at Baton Rouge, La.

Texas Southern...0 0 0 0 0 1 0 0 0 - 1 8 3 (16-33)
 LSU 4 0 0 2 1 4 1 0 X - 12 13 1 (44-16-1)

WP-Jordan Brown (4-0) Save-Austin Ross(3)
 LP-MORENO,Ehern (2-5)
 T-2:59 A-7671
 HR TSU - RHONE,Earnest (9)
 HR LSU - Blake Dean 2 (18), Matt Clark (23)
 Actual attendance: 6,536

May 31, 2008 at Baton Rouge, La.

LSU 0 0 1 4 1 2 0 4 1 - 13 12 0 (45-16-1)
 Southern Miss..... 0 0 0 1 3 0 0 0 0 - 4 8 4 (41-21)

WP-Ryan Verdugo (9-2) LP-Todd McInnis (6-3) T-3:10
 A-8012
 HR LSU - Michael Hollander (5), Blake Dean (19), Sean
 Ochinko (4), Matt Clark 2 (25)
 Actual attendance: 7,498

June 1, 2008 at Baton Rouge, La.

Southern Miss..... 0 0 0 1 1 0 1 0 1 - 4 11 0 (42-22)
 LSU 1 2 0 0 0 6 2 0 X - 11 9 1 (46-16-1)

WP-Paul Bertuccini (2-0) Save-Jared Bradford(5) LP-Brian
 Leach (2-4)
 T-3:09 A-7870
 HR LSU - Leon Landry (5)
 Actual attendance: 7,161

2005 NCAA Regional

June 3, 2005 at Baton Rouge, La.

Marist..... 400 1 0 0 0 0 0 - 5 11 3 (33-20)
 LSU 201 0 0 2 6 3 X - 14 19 2 (39-20)

WP-Determann (5-0) LP-Chambers (3-6)
 T-3:00 A-6861
 HR LSU - Mayer (4), Stavinoha (18), Stewart (3), Liuzza (3)
 Actual attendance: 4,990

June 4, 2005 at Baton Rouge, La.

LSU 0 0 0 1 0 0 0 6 0 - 7 12 3 (39-21)
 RICE 0 3 0 2 0 0 4 0 X - 9 9 1 (43-17)

WP-Savery (8-4) LP-Smith, G. (10-3)
 T-3:07 A-7645
 HR LSU - Patterson (20), Gill (7)
 Actual attendance: 6,631

June 6, 2005 at Baton Rouge, La.

Northwestern La..0 1 0 0 2 1 0 0 - 4 11 6 (41-20)
 LSU..... 0 1 0 1 0 6 4 0 X - 12 12 1 (40-21)

WP-Mestepey (7-8) Save-Ramirez(1)
 LP-Johnston, S (2-2)
 T-3:08 A-6742
 HR NWLA - DeRosa, Case (2)
 Game delayed 1:04 in top of fourth due to rain. Game
 suspended until Monday (June 6) in bottom of seventh.
 Actual attendance: 3,614.

June 6, 2005 at Baton Rouge, La.

RICE.....020 001 101 - 5 13 0 (44-17)
 LSU.....004 000 000 - 4 9 0 (40-22)

WP-Pendleton (5-3) LP-Dirks (10-4)
 T-3:15 A-6891
 HR RICE - Dodson (2), Reagan (1)
 Actual attendance: 3,765
 Rice advances to the NCAA Super Regional.

2004 College World Series

June 19, 2004 at Omaha, Neb.

LSU.....320 000 000 - 5 7 0 (46-18)
 Miami.....320 013 00X - 9 12 2 (50-11)

WP-CARRILLO (12-0) LP-Determann (6-5)
 T-2:43 A-26530
 HR MIA - RICKS (11), BRAUN (10)

June 21, 2004 at Omaha, Neb.

South Carolina...100 006 062 - 15 19 1 (51-16)
 LSU.....001 200 010 - 4 16 4 (46-19)

WP-Rawl (13-4) LP-Mestepey (7-4)
 T-3:15 A-24857

2004 NCAA Super Regional

June 12, 2004 at Baton Rouge, La.

Texas AGM.....500 002 100 - 8 11 1 (42-21)
 LSU.....130 203 02X - 11 17 2 (45-17)

WP-Determann (6-4) Save-Faircloth(4) LP-Ray (2-2)
 T-3:39 A-7728
 HR TXAM - Pennington (5)
 HR LSU - Holt (6), Patterson (14)

June 13, 2004 at Baton Rouge, La.

LSU.....000 000 004 - 4 5 2 (46-17)
 Texas AGM.....000 000 000 - 0 5 1 (42-22)

WP-Mestepey (7-3) LP-Jackson, Z (10-7)
 T-2:36 A-7717
 HR LSU - Harris, W. (7)
 LSU advances to College World Series.

2004 NCAA Regional

June 4, 2004 at Baton Rouge, La.

Army.....000 000 000 - 0 7 2 (37-14)
 LSU.....000 300 42X - 9 15 0 (42-17)

WP-Meier (6-2) LP-Hill, N (10-3) T-2:51 A-7601

June 5, 2004 at Baton Rouge, La.

Southern Miss....001 010 000 - 2 8 0 (45-18)
 LSU.....000 100 41X - 6 8 1 (43-17)

WP-Bumstead (10-3) LP-DeWitt (10-3)
 T-2:12 A-7638
 HR SMS - Maddox (15)
 HR LSU - Zeringue (12)
 Lightning delay for 15 minutes with one out in bottom of second.

June 6, 2004 at Baton Rouge, La.

LSU.....102 320 003 - 11 14 0 (44-17)
 Coll. of Charleston...001 010 100 - 3 13 1 (47-16)

WP-Mestepey (6-3) LP-Soale (2-1)
 T-2:47 A-7658
 HR LSU - Gill (5), Naccarata (5)
 LSU advances to the NCAA Super Regional.



Brad Cresse delivered the game-winning hit in the 2000 CWS title contest versus Stanford.



LSU is one of only three schools to win six CWS titles.

2003 College World Series

June 13, 2003 at Omaha, Neb.

Cal St. Fullerton 004 301 000 - 8 9 3 (49-14)
 LSU.....010 000 100 - 2 5 1 (45-21-1)

WP-Windsor (11-2) LP-Bumstead (11-4)
 T-2:56 A-23135
 HR CSF - Costa (5)
 HR LSU - Patterson (16)

June 15, 2003 at Omaha, Neb.

LSU.....032 410 000 - 10 12 1 (45-22-1)
 South Carolina..610 000 13X - 11 12 1 (45-21)

WP-Campbell, Ma (6-4) LP-Sadler (1-2)
 T-3:00 A-24191
 HR LSU - Harris, C. (16), Stewart (7)
 HR SC - Harris (4), Melillo (12)

2003 NCAA Super Regional

June 6, 2003 at Baton Rouge, La.

Baylor.....000 001 030 - 4 10 2 (45-21)
 LSU.....000 001 000 - 1 7 0 (43-20-1)

WP-White (9-4) Save-LaMotta(3) LP-Bumstead (11-3)
 T-2:51 A-7669

June 7, 2003 at Baton Rouge, La.

LSU.....310 000 020 - 6 9 1 (44-20-1)
 Baylor.....011 100 200 - 5 10 2 (45-22)

WP-Determann (7-0) LP-LaMotta (7-3)
 T-3:02 A-7655
 HR LSU - Hill (9), Harris, C. (14), Naccarata (6)

June 8, 2003 at Baton Rouge, La.

LSU.....040 10(11) 103 - 20 19 0 (45-20-1)
 Baylor.....300 000 011 - 5 12 1 (45-23)

WP-Meier (8-3) LP-McCormick (6-3)

T-3:20 A-7739

HR LSU - Harris, C. (15), Patterson (15), Zeringue (13)
 HR BU - Durbin (18), Saccomanno (9)

2003 NCAA Regional

May 30, 2003 at Baton Rouge, La.

Northeastern...000 100 304 - 8 13 1 (27-23)
 LSU.....100 405 01X - 11 15 0 (41-19-1)

WP-Tompkins (3-5) LP-Hedrick (7-2)
 T-3:02 A-7591
 HR NE - Emanuele (4)
 HR LSU - Holt 2 (5), Harris, C. (12)

May 31, 2003 at Baton Rouge, La.

LSU.....021 000 505 - 13 18 1 (42-19-1)
 Tulane.....011 000 201 - 5 11 2 (44-18)

WP-Bumstead (11-2) LP-Crowel (8-1)
 T-2:59 A-7642
 HR LSU - Harris, C. (13), Gill (5), Naccarata (5)
 HR TU - Kaplan (11), Swackhamer (10), Southard (4)

June 1, 2003 at Baton Rouge, La.

UNC Wilmington.....014 020 000 10 - 8 8 4 (40-23)
 LSU.....200 311 000 11 - 9 15 1 (43-19-1)

WP-Determann (6-0) LP-Hill (7-2)
 T-3:31 A-7567
 HR NCW - Wright 2 (11), Sutton (12), Simmerman (9)
 HR LSU - Patterson (14), Zeringue (12)

2002 NCAA Super Regional

June 7, 2002 at Houston, Texas

LSU.....000 000 000 - 0 3 2 (44-21)
 Rice.....006 000 00X - 6 9 0 (51-12)

WP-Herce (13-2) LP-Mestepey (11-5)
 T-2:02 A-4615
 Game delayed at 7:38, restarted at 7:57 after a 19-minute rain delay.

June 8, 2002 at Houston, Texas

Rice.....002 000 010 - 3 11 1 (52-12)
 LSU.....000 000 000 - 0 5 0 (44-22)

WP-Crowder (10-2) LP-Wilson (10-5)
 T-2:24 A-4615
 HR RICE - Arnold (8)

2002 NCAA Regional

May 31, 2002 at Baton Rouge, La.

Southern.....000 022 000 - 4 13 1 (45-9)
 LSU.....111 000 101 - 5 15 0 (41-19)

WP-Tompkins (6-1) LP-Day (0-1)
 T-2:53 A-7407
 HR LSU - Pontiff (6), Heath (8)

June 1, 2002 at Baton Rouge, La.

UL-Lafayette.....000 101 111 - 5 9 0 (39-21)
 LSU.....000 000 000 - 0 7 2 (41-20)

WP-Gros (11-4) LP-Mestepey (11-4)
 T-2:18 A-7503
 HR ULL - Bourque (5), Sneed (9)

June 1, 2002 at Baton Rouge, La.

LSU.....011 200 000 - 4 11 1 (42-20)
 Tulane.....010 010 000 - 2 7 0 (36-27)

WP-Pettit (9-7) LP-Kline (4-5)
 T-2:31 A-7248
 HR LSU - Hill, A. (8), Raymer (4)
 HR TU - Manzella (3)

June 2, 2002 at Baton Rouge, La.

LSU.....300 011 205 - 12 13 0 (43-20)
 UL-Lafayette.....001 000 001 - 2 9 0 (39-22)

WP-Tompkins (7-1) LP-Coles (5-2)
 T-3:08 A-7500
 HR LSU - Hill, A. (8), Barker (8), Heath (9), Welch (1)
 HR ULL - Carboni (3)
 Bair and UL-Lafayette coach Tony Robichaux ejected in ninth when Bair threw at Heath ... Hill ejected in ninth for flinging bat into UL-Lafayette dugout.

June 2, 2002 at Baton Rouge, La.

UL-Lafayette.....000 101 000 - 2 8 2 (39-23)
 LSU.....100 412 22X - 12 17 1 (44-20)

WP-Wilson (10-4) LP-Ardoin (2-3)
 T-2:43 A-7578
 HR LSU - Heath (10)

2001 NCAA Super Regional

June 1, 2001 at Metairie, La.

LSU.....200 000 100 000 1 - 4 13 1 (44-20-1)
 Tulane.....000 003 000 000 0 - 3 14 1 (53-11)

WP-Wilson (3-2) LP-Melius (10-2)
 T-4:30 A-11719
 HR LSU - Fontenot (14)

June 2, 2001 at Metairie, La.

Tulane.....400 002 102 - 9 14 1 (54-11)
 LSU.....000 000 400 - 4 8 2 (44-21-1)

WP-Bourgeois (3-1) Save-Charron(2)
 LP-Scobie (4-3) T-3:28 A-11679
 HR TU - Kaplan (5), Cannizaro (3)
 HR LSU - Raymer (4)



LSU defeated Alabama, 13-6, to win the 1997 NCAA title.

June 3, 2001 at Metairie, La.

LSU.....000 010 000 - 1 7 1 (44-22-1)
 Tulane.....100 600 00X - 7 12 0 (55-11)

WP-Richardson (7-2) LP-Nugent (7-3)
 T-3:07 A-11870

2001 NCAA Regional

May 25, 2001 at Baton Rouge, La.

Minnesota.....004 022 001 - 9 18 4 (39-20)
 LSU.....141 010 30X - 10 11 2 (41-19-1)

WP-Guidry (1-3) Save-Wilson(2) LP-Moen (2-1) T-3:34
 A-7606
 HR MN - Welch (6)
 HR LSU - Zinsman (13)

May 26, 2001 at Baton Rouge, La.

Va. Commonwealth.....000 050 310 - 9 11 2 (39-18)
 LSU.....253 001 02X - 13 12 4 (42-19-1)

WP-Corcoran (8-4) LP-Marshall, S. (9-4)
 T-3:48 A-7613
 HR LSU - Fontenot (13), Moore (7)

May 27, 2001 at Baton Rouge, La.

LSU.....100 402 000 - 7 9 0 (42-20-1)
 Va. Commonwealth...205 001 02X - 10 13 1 (41-18)

WP-Martin (7-2) Save-Baumann(5) LP-Scobie (4-2) T-3:07
 A-7819
 HR LSU - Zinsman (14), Wright (5)
 HR VC - Arteaga 2 (9), Lopaze (3), Gillespie (2), Jones (1)

May 27, 2001 at Baton Rouge, La.

LSU.....040 600 013 - 14 14 2 (43-20-1)
 Va. Commonwealth....001 300 401 - 9 10 4 (41-19)

WP-Mestepey (11-3) Save-Wilson(3)
 LP-Lopaze (0-1)

T-3:25 A-7566
 HR LSU - Linden 2 (20), Zinsman 2 (16)
 HR VC - Gillespie (3)

2000 College World Series

June 10, 2000 at Omaha, Neb.

Texas.....010 011 020 - 5 9 1 (46-20)
 LSU.....410 016 10X - 13 14 1 (49-17)

WP-Tallet (15-3) LP-Hale (12-6)
 T-3:03 A-23975
 HR TX - Anderson
 HR LSU - Fontenot, Barbier 2

June 12, 2000 at Omaha, Neb.

LSU.....000 003 250 - 10 9 0 (50-17)
 S. Cali.....000 210 100 - 4 7 4 (44-19)

WP-Hodges (4-2) LP-Prior (10-7)
 T-3:09 A-16000
 HR LSU - Hawpe 2
 HR USC - Craig, Concepcion

June 15, 2000 at Omaha, Neb.

Florida State....000 001 020 - 3 9 0 (53-19)
 LSU.....100 110 03X - 6 9 1 (51-17)

WP-Guidry (1-2) Save-Hodges(2)
 LP-Varnes (11-4)
 T-3:09 A-19209
 HR LSU - Hawpe, Wright

June 17, 2000 at Omaha, Neb.

Stanford.....000 401 000 - 5 13 0 (51-15)
 LSU.....020 000 031 - 6 8 0 (52-17)

WP-Hodges (5-2) LP-Wayne (15-4)
 T-3:42 A-24282
 HR STAN - Thompson (12)
 HR LSU - Barbier (9), Witten (7)

2000 NCAA Super Regional

June 2, 2000 at Baton Rouge, La.

UCLA.....000 000 200 - 2 2 2 (38-25)
 LSU.....102 030 20X - 8 6 0 (47-17)

WP-Tallet (14-3) LP-Henkel (6-4)
 T-3:14 A-7624
 HR UCLA - Johnson (23)
 HR LSU - Cresse (30)
 Actual crowd of 7,467 sets Alex Box Stadium record

June 3, 2000 at Baton Rouge, La.

LSU.....202 601 012 - 14 15 1 (48-17)
 UCLA.....000 500 210 - 8 10 4 (38-26)

WP-Brian (6-2) Save-Guidry(7) LP-Karp (10-2) T-4:00
 A-7667
 HR UCLA - Utley (22), Shelley (7)

2000 NCAA Regional

May 26, 2000 at Baton Rouge, La.

Jackson State..000 100 000 - 1 8 4 (26-29)
 LSU.....224 431 12X - 19 21 0 (44-17)

WP-Saxon (5-0) LP-Lane (2-6)
 T-2:56 A-7230
 HR JS - Nelson (13)
 HR LSU - Cresse (26), Fontenot (16), Pontiff 2 (7),
 Witten (6)
 Fontenot sets LSU freshman record for home runs,
 formerly held by Barbier.

May 27, 2000 at Baton Rouge, La.

LSU.....20(14) 410 000 - 21 19 1 (45-17)
 LA-Monroe.....000 000 000 - 0 7 0 (40-21)

WP-Tallet (13-3) Save-Brian(2) LP-Wombacher (7-4)
 T-2:56 A-7461
 HR LSU - Cresse 3 (29)

May 28, 2000 at Baton Rouge, La.

LSU.....000 003 101 - 5 9 1 (46-17)
 LA-Monroe.....000 003 000 - 3 9 0 (41-22)

WP-Youman (3-0) Save-Guidry(6)
 LP-Durham (7-3)
 T-2:44 A-7391
 HR LSU - Hawpe 2 (9)
 LSU outscores opponents 45-4 in regional play.

1999 NCAA Super Regional

June 4, 1999 at Tuscaloosa, Ala.

LSU.....014 010 000 - 6 7 3 (41-23-1)
 Alabama.....730 000 30X - 13 17 1 (50-14)

WP-Torres (10-2) LP-Bowe (9-4)
 T-3:04 A-4107
 HR LS - Leamont (18), Hawpe (12)
 HR UA - Smallwood (6), Brown (14), Gullledge (11)

June 5, 1999 at Tuscaloosa, Ala.

Alabama.....121 200 214 - 13 21 1 (51-14)
 LSU.....000 001 022 - 5 11 1 (41-24-1)

WP-Smith (3-2) LP-Ainsworth (13-6)
 T-3:17 A-4107
 HR UA - Boyd (7), Phillips (22)
 HR LSU - Cresse (10)

1999 NCAA Regional

May 28, 1999 at Baton Rouge, La.

NE Louisiana210 000 001 - 4 4 2 (36-21)
 LSU.....003 015 20X - 11 12 1 (38-21-1)

WP-Ainsworth (12-5) LP-Sheets (14-1)
 T-2:59 A-7513
 HR NLU - Shelley (12)
 HR LSU - Barbier (13), McClure (16), Witten (7)

May 29, 1999 at Baton Rouge, La.

LSU.....301 031 002 - 10 11 1 (38-22-1)
 E. Carolina.....010 332 002 - 11 15 2 (46-14)

WP-Fulcher (4-1) LP-Gomez (4-3)
 T-2:53 A-7468
 HR LSU - Leamont (15), Hawpe (10)
 HR EC - Delfino (12), Williamson (15)

May 29, 1999 at Baton Rouge, La.

LSU.....000 202 200 - 6 7 1 (39-22-1)
 Southern.....011 100 000 - 3 4 4 (29-16)

WP-Saxon (2-0) LP-Ashford (5-5)
 T-2:16 A-6941
 HR LSU - Leamont (16), Hawpe (11)
 HR SU - Blackburn (9), Primus (10)

May 30, 1999 at Baton Rouge, La.

E. Carolina.....215 101 000 - 10 18 0 (46-15)
 LSU.....020 205 03X - 12 13 1 (40-22-1)

WP-Grace (5-2) LP-Fulcher (4-2)
 T-3:04 A-7132
 HR EC - Molinari (4)
 HR LSU - McClure (17), Leamont (17), Witten (8)

May 31, 1999 at Baton Rouge, La.

E. Carolina.....000 000 000 - 0 5 0 (46-16)
 LSU.....230 110 02X - 9 7 0 (41-22-1)

WP-Ainsworth (13-5) LP-Mandryk (2-1)
 T-2:44 A-7462
 HR LSU - McClure (18)

1998 College World Series

May 30, 1998 at Omaha, Neb.

LSU.....000 113 520 - 12 14 2 (47-17)
 S. California.....102 205 000 - 10 12 2 (44-17)

WP-Thompson (12-4) LP-Lane (8-2)
 T-3:30 A-19470
 HR LSU - Higgins (14), McClure (27), Furniss (28), Cresse 2
 (28), Earnhart (11), Davis (9), Harris (8)
 HR USC - Gorr (14), Freitas (14)
 LSU sets a school and CWS record for home runs in a
 game with eight ...LSU also ties a CWS single-game record
 with 39 total bases.

June 1, 1998 at Omaha, Neb.

Miss. State.....002 031 101 - 8 14 0 (42-22)
 LSU.....040 220 02X - 10 11 1 (48-17)

WP-Keisler (9-5) Save-Thompson(1)
 LP-Jackson (10-3) T-3:05 A-20738
 HR MSU - Lee (19)
 HR LSU - Higgins (15), Cresse (29), Earnhart (12), Davis
 (10), Barbier (9), Harris (9)

June 4, 1998 at Omaha, Neb.

LSU.....101 000 101 - 4 7 1 (48-18)
 S. California.....010 001 21X - 5 11 1 (47-17)



LSU has won 17 regionals and five super regionals in Alex Box Stadium.

WP-Etherton (13-3) Save-Krawczyk(22)
 LP-Estevés (9-3) T-3:16 A-17460
 HR LSU - Dalton (3), Harris (10)
 HR USC - Munson (16), Ensberg (20)

June 5, 1998 at Omaha, Neb.

S. California.....000 031 210 - 7 11 0 (48-17)
 LSU.....000 000 030 - 3 8 1 (48-19)

WP-Penney (8-4) LP-Thompson (12-5)
 T-2:38 A-13000
 HR USC - Ensberg (21), Lane 2 (13)
 HR LSU - Leamont (10)

1998 NCAA South II Regional

May 21, 1998 at Baton Rouge, La.

Nicholls St.....000 000 103 - 4 9 2 (28-33)
 LSU.....430 290 00X - 18 19 2 (43-17)

WP-Thompson (10-4) LP-Arcement (10-4)
 T-2:42 A-6750
 HR NSU - Perret (6), Jobert (6)
 HR LSU - Higgins (11), McClure (25), Furniss (26), Earnhart
 (8), Davis(6)
 Furniss sets the SEC career hits record (342), formerly
 held by Auburn's Jay Waggoner.

May 22, 1998 at Baton Rouge, La.

LSU.....003 206 400 - 15 19 3 (44-17)
 SW Louisiana ...110 201 001 - 6 12 2 (39-22)

WP-Demouy (5-2) LP-Cuellar (8-4)
 T-3:18 A-6702
 HR LSU - Higgins (12), McClure (26), Furniss (27), Cresse
 (23), Harris(6)
 HR USL - Feehan (4)

May 23, 1998 at Baton Rouge, La.

Cal St.-Fullerton... 520 020 020 - 11 15 3 (46-16)
 LSU 030 402 04X - 13 17 3 (45-17)

WP-Bowe (6-3) LP-Johnson, A. (1-4) T-3:36 A-6918
 HR CSF - Bacani (3), Fukuhara (10), Rowand (15), Chatham (7)
 HR LSU - Cresse (24), Earnhart (9), Barbier (8), Davis (7)

May 24, 1998 at Baton Rouge, La.

LSU 001 (10)30 000 - 14 12 3 (46-17)
 Cal St.-Fullerton... 002 000 001 - 3 11 0 (47-17)

WP-Thompson (11-4) LP-Jacobs (4-4)
 T-3:15 A-6904
 HR LSU - Higgins (13), Cresse 2 (26), Earnhart (10), Davis (8), Harris(7)

1997 College World Series

May 30, 1997 at Omaha, Neb.

Rice..... 010 002 010 - 4 8 1 (47-15)
 LSU 010 100 03X - 5 9 1 (54-13)

WP-Demouy (6-1) LP-Anderson (10-2)
 T-2:31 A-20551
 HR LSU - Larson (38)

June 1, 1997 at Omaha, Neb.

LSU 300 220 210 - 10 12 1 (55-13)
 Stanford..... 000 020 030 - 5 7 0 (44-19)

WP-Coogan (14-3) LP-Peterson (11-3)
 T-2:42 A-23867
 HR LSU - Larson 2, Furniss, Davis, Earnhart

June 4, 1997 at Omaha, Neb.

Stanford..... 000 040 302 - 9 16 1 (45-20)
 LSU 024 140 02X - 13 9 1 (56-13)

WP-Berthelot (7-3) Save-Coogan(3)
 LP-Hutchinson (8-4)
 T-3:18 A-22218
 HR STAN - Hochgesang
 HR LSU - Koerner 2

June 7, 1997 at Omaha, Neb.

Alabama..... 002 200 020 - 6 11 3 (56-14)
 LSU 630 002 11X - 13 15 1 (57-13)

WP-Thompson (12-3) LP-Daniel (5-1)
 T-3:15 A-24401
 HR UA - Caruso
 HR LSU - Higgins, Bernhardt

1997 NCAA South I Regional

May 22, 1997 at Baton Rouge, La.

UNC-Greensboro.. 000 000 000 - 0 5 2 (44-16)
 LSU 022 261 10X - 14 17 0 (49-12)

WP-Coogan (12-3) LP-Surrridge (6-6)
 T-2:35 A-6654
 HR LSU - Koerner (18), Earnhart (5)
 LSU's first post-season shutout since 8-0 win over Wichita State in '93 CWS final.

May 23, 1997 at Baton Rouge, La.

Oklahoma..... 100 200 000 - 3 6 0 (39-20)
 LSU 800 311 01X - 14 13 1 (50-12)

WP-Thompson (10-3) Save-Guillory(1)
 LP-Smith (3-1) T-2:52 A-6573



LSU's regional championships are celebrated with a victory lap around Alex Box Stadium.

HR DU - Eley (8)
 HR LSU - Higgins (8), Larson 2 (34), Bernhardt 2 (15)
 LSU now has 165 homers, breaking the NCAA single-season mark held by BYU with 161 in 1988...Larson has 105 RBI, breaking Eddy Furniss' single-season SEC record of 103 set in 1996.

May 24, 1997 at Baton Rouge, La.

LSU 002 002 001 - 5 8 2 (50-13)
 S. Alabama..... 330 002 12X - 11 16 0 (43-17)

WP-Rayborn (2-1) Save-Nakamura(2)
 LP-Shipp (4-1) T-3:03 A-6726
 HR LSU - Barbier (15), McClure (11)
 HR SA - Choron (20)

May 25, 1997 at Baton Rouge, La.

LSU 111 000 310 07 - 14 15 1 (51-13)
 Long Beach St. 001 020 400 00 - 7 10 5 (39-26)

WP-Coogan (13-3) LP-Petrosian (4-3)
 T-4:55 A-6687
 HR LSU - Furniss (16), McClure (12), Bernhardt (16)
 HR LB - Martin (9)

May 26, 1997 at Baton Rouge, La.

S. Alabama..... 100 300 000 - 4 6 0 (43-18)
 LSU 503 300 03X - 14 10 0 (52-13)

WP-Thompson (11-3) LP-Norton (9-6) T-2:21
 HR SA - Choron (21), Smith (5)
 HR LSU - Higgins (9), Larson (35), Koerner (19), Davis (15)

May 26, 1997 at Baton Rouge, La.

LSU 000(11)30 010 - 15 19 0 (53-13)
 S. Alabama..... 010 1 02 000 - 4 10 1 (43-19)

WP-Painich (9-2) Save-Daugherty(1)
 LP-Sparks (11-1) T-2:55 A-7041
 HR LSU - Higgins (10), Larson 2 (37), Koerner (20)
 HR SA - Jackson (9), Stacy (15), Salvagio (5)

1996 College World Series

June 1, 1996 at Omaha, Neb.

LSU 15 1 020 000 - 9 11 4
 Wichita St..... 001 021 121 - 8 12 1

WP-Yarnall (12-1) Save-Shipp (1) LP-Baird (7-6) T-3:54

A-22154
 HR LSU - Williams (6), Lanier (5)
 HR WS - Blake (22), Sorensen (4)

June 3, 1996 at Omaha, Neb.

Florida..... 120 000 010 - 4 9 1
 LSU 020 200 32x - 9 11 5

WP-Laxton (8-2) Save-Shipp (2) LP-Rodriguez (4-1) T-3:38
 A-13000
 HR LSU - Koerner (12), Cooley (14), Bowles (22)HR UF - D. Eckstein (9)

June 6, 1996 at Omaha, Neb.

Florida..... 000 010 000 - 1 7 3
 LSU 010 001 00x - 2 5 1

WP-Yarnall (11) Save-Esteves (2) LP-Kaufman (11-5)
 T-3:06 A-17212

June 8, 1996 at Omaha, Neb.

Miami..... 200 032 001 - 8 14 2
 LSU 003 000 222 - 9 15 2

WP-Coogan (6-0) LP-Morrison (4-2)
 T-3:19 A-23905
 HR LSU - Morris (1)

1996 NCAA South II Regional

May 23, 1996 at Baton Rouge, La.

Austin Peay 000 100 002 - 3 8 3
 LSU 401 000 22x - 9 8 1

WP-Yarnall (9-1) LP-C.Smith (10-6)
 T-2:53 A-6231

May 24, 1996 at Baton Rouge, La.

LSU 000 131 200 - 7 12 2
 Nevada-Las Vegas.... 051 000 000 - 6 10 1

WP-Painich (3-0) Save-Demouy (2) LP-Bauder (8-4) T-3:22
 A-5070
 HR LSU - Furniss (26)

May 25, 1996 at Baton Rouge, La.

LSU 114 520 400 - 17 18 1
 New Orleans..... 000 000 202 - 4 9 3



Skip Bertman led LSU to five NCAA titles in 10 seasons (1991-2000).

WP-Shipp (5-4) LP-Kottmeyer (3-2)
T-2:56 A-5572
HR LSU - Koerner (11), Dunn 2 (20), Cooley (13), Moore (5)
HR UNO - DiSalvo (7)

May 26, 1996 at Baton Rouge, La.
Georgia Tech.....000 016 0 5 1 - 13 16 1
LSU702 100 (18)1 x - 29 23 1

WP-Laxton (7-2) LP-Elder (9-5)
T-3:40 A-6539
HR LSU- Dunn (21), Moore (6), Lanier (4)

1995 NCAA South Regional

May 25, 1995 at Baton Rouge, La.
Central Michigan.....300 000 000 - 3 7 1
LSU013 000 10x - 5 8 1

WP-Schultz (11-4) LP-Gardner (4-3)
T-2:35 A-6178

May 26, 1995 at Baton Rouge, La.
LSU220 000 030 - 7 9 2
Rice.....010 206 33x - 15 13 1

WP-Shaddix (2-0) LP-Laxton (4-4)
T-3:49 A-6292
HR RU - Landry (11), Venghaus (3), Berkman (6), Quinn (17)

May 27, 1995 at Baton Rouge, La.
LSU050 400 010 - 10 14 1
Central Michigan.....001 000 103 - 5 12 3

WP-Yarnall (5-0) LP-Van Damme (4-5)
T-2:40 A-4483
HR LSU - Koerner (6), Dunn (14)

May 27, 1995 at Baton Rouge, La.
Rice.....202 601 500 - 16 19 2
LSU002 023 200 - 9 12 5

WP-Quinn (6-3) Save-Taylor (1)



Russ Johnson helped lead LSU to the 1993 CWS title.

LP-Berthelot (2-1) T-3:29 A-5129
HR LSU - Dunn (15)
HR RU - Landry 2 (14), Quinn (18)

1994 College World Series

June 3, 1994 at Omaha, Neb.
Florida State.....000 006 000 - 6 8 2
LSU000 200 100 - 3 7 1

WP-Wilson (13-5) LP-Schultz (12-2)
T-2:22 A-17097
HR LSU - Walker (18)

June 5, 1994 at Omaha, Neb.
LSU0 01 400 001 - 6 11 3
Cal State Fullerton... (11)21 500 10x - 20 15 1

WP-Ricabal (11-1) LP-Laxton (4-5)
T-3:13 A-20682
HR CSF - Ferguson (12), Giambi (1)

1994 NCAA South Regional

May 26, 1994 at Baton Rouge, La.
SE Louisiana.....100 001 103 - 6 12 3
LSU001 010 17x - 10 11 2

WP-Schultz (12-1) LP-Laiche (11-3)
T-2:35 A-6707
HR LSU - Huffman (3), Lanier (8), Walker (13)
HR SLU - Ferrand (5), Langlois (6), Millican (16)

May 27, 1994 at Baton Rouge, La.
LSU101 103 000 - 6 9 1
Fresno State....002 000 000 - 2 5 2

WP-Tyson (9-3) LP-Fernandez (11-5)
T-2:04 A-5846
HR LS - Huffman (3), Lanier (8), Walker (13)
HR SLU - Ferrand (5), Langlois (6), Millican (16)



Chris Mook and the Tigers captured LSU's first College World Series title in 1991.

May 28, 1994 at Baton Rouge, La.
LSU000 210 030 - 6 8 0
S. California.....000 000 020 - 2 6 3

WP-Laxton (4-4) LP-Nieto (5-9)
T-2:56 A-6275
HR LS - Cooley (9), Wilson (8)
HR USC - Hastings (6), Jenkins (13)

May 29, 1994 at Baton Rouge, La.
S. California.....101 402 020 - 10 14 3
LSU304 100 40x - 12 17 2

WP-Antonini (5-2) Save-Schultz (1)
LP-Casillas (0-1) T-3:48 A-6856
HR LS - Cooley 2 (11), Huffman (4), Walker 2 (17)
HR USC - Boone (6), Jenkins (15), Jones 3 (6)

1993 College World Series

June 4, 1993 at Omaha, Neb.
LSU000 000 322 - 7 8 1
Long Beach State.....000 001 000 - 1 3 1
WP-Sirotko (11-5) LP-Choi (16-2)
T-2:40 A-16963
HR LS - Greely 2 (5), Johnson (8)

June 6, 1993 at Omaha, Neb.
Texas A&M.....000 251 000 - 8 13 5
LSU000 240 16x - 13 10 2

WP-Schultz (7-3) LP-Clemons (6-2)
T-3:43 A-18316
HR LS - Walker (20)

June 9, 1993 at Omaha, Neb.
LSU020 006 000 - 8 10 1
Long Beach State.....110 030 14x - 10 14 2

WP-Gonzalez (4-2) LP-Sirotko (11-6)
T-3:28 A-13727HR LBS - Liefer (12), Davis (5), Curtis (12)

June 11, 1993 at Omaha, Neb.

Long Beach State...201 000 002 - 5 9 1
 LSU010 001 103 - 6 14 5

WP-Sirotko (12-6) LP-Gonzalez (4-3)
 T-3:12 A-12388
 HR LS - Walker (21)
 HR LBS - Davis (6)

June 12, 1993 at Omaha, Neb.

Wichita State... 000 000 000 - 0 3 0
 LSU232 000 01x - 8 10 2

WP-Laxton (12-1) LP-Wyckoff (5-3)
 T-2:52 A-20268
 HR LS - Walker (22)

1993 NCAA South Regional

May 27, 1993 at Baton Rouge, La.

Western Carolina...000 200 000 - 2 7 2
 LSU202 000 21x - 7 8 0

WP-Siroka (9-5) LP-Grundy (4-7)
 T-2:30 A-6021
 HR LS - Rios (9)
 HR WCU - Doherty (5)

May 28, 1993 at Baton Rouge, La.

Kent State 050 100 090 - 15 19 2
 LSU401 213 010 - 12 15 2

WP-Nartker (9-0) LP-Rutledge (4-2)
 T-3:17 A-4672
 HR LS - Walker (17), Greely 2 (3)
 HR KS - Middleton (2), Fails (2)

May 29, 1993 at Baton Rouge, La.

LSU411 202 300 - 13 14 4
 Baylor000 200 022 - 6 6 3

WP-Laxton (11-1) LP-Rathbun (7-5)
 T-3:29 A-4923
 HR LS - Berrios (15), Walker (18)

May 29, 1993 at Baton Rouge, La.

LSU032 300 210 - 11 9 0
 S. Alabama.....000 300 100 - 4 12 3

WP-Chamberlain (6-3) LP-Jaye (1-2)
 T-3:13 A-6115
 HR LS - Berrios 2(17), Neal 2(5)

May 30, 1993 at Baton Rouge, La.

S. Alabama.....200 110 000 - 4 9 1
 LSU300 000 42x - 9 10 5

WP-Sirotko (10-5) LP-Ybarra (8-5)
 T-2:15 A-6223
 HR LS - Walker (19)

1992 NCAA South I Regional

May 21, 1992 at Baton Rouge, La.

Providence.....000 001 000 - 1 3 2
 LSU410 120 00x - 8 13 2

WP-Peever (14-0) LP-Mangiafico (5-3)
 T-2:40 A-5814
 HR LS - Sheets (7), Walker (12), Mook (7)



The 1987 Tigers became the first SEC team to make back-to-back CWS trips.



Catcher Mike Bianco launched a home run in LSU's 1989 CWS win over Miami.

May 22, 1992 at Baton Rouge, La.

LSU000 000 000 - 0 5 2
 Ohio State.....021 200 00x - 5 6 1

WP-Klingenberg (7-7) LP-Schultz (8-3)
 T-2:15 A-4703
 HR OS - Khoury (3)

May 23, 1992 at Baton Rouge, La.

Tulane110 000 001 - 3 9 3
 LSU401 000 02x - 7 4 1

WP-Rantz (7-2) Save-Hunt (1) LP-Ibieta (3-4)
 T-2:46 A-5128
 HR LS - Mook (8)

May 23, 1992 at Baton Rouge, La.

LSU000 000 000 - 0 4 6
 Cal State Fullerton.....012 104 03x - 11 11 1

WP-Parisi (4-1) Save-Chavez (3) LP-Chamberlain (8-2)
 T-2:36 A-5972

1991 College World Series

May 31, 1991 at Omaha, Neb.

Florida.....000 100 000 - 1 8 1
 LSU100 210 40x - 8 11 0

WP-Ogea (13-5) LP-Burke (8-5)
 T-2:59 A-12403
 HR LS - Mouton 2 (12), Garrity (2)

June 2, 1991 at Omaha, Neb.

LSU030 413 004 - 15 15 1
 Fresno State.....020 000 001 - 4 7 5

WP-Sirotko (11-0) LP-Saitz (8-6)
 T-2:55 A-16329
 HR LS - Hymel 2 (23)
 HR FS - Falco (11)

June 5, 1991 at Omaha, Neb.

LSU300 553 003 - 19 14 0
 Florida.....200 020 310 - 8 13 3

WP-Byrd (8-3) LP-Corbitt (2-1)
 T-3:35 A-13613
 HR LS - Hymel 2(25), Mouton (13)
 HR UF - Linares 2(14)

June 8, 1991 at Omaha, Neb.

LSU220 200 000 - 6 8 0
 Wichita State... 100 100 010 - 3 5 1

WP-Ogea (14-5) Save-Greene (14)
 LP-Green (11-2) T-2:54 A-16612
 HR LS - Rios (4)
 HR WS - Tilma (6)



Skip Bertman (center) and his 1984 coaching staff laid the groundwork for the Tigers' postseason success.

1991 NCAA South Regional

May 24, 1991 at Baton Rouge, La.

Northwestern State...000 001 001 - 2 7 6
 LSU150 032 02x - 13 17 0

WP-Ogea (11-5) LP-Benson (6-3)
 T-2:55 A-5388
 HR LS - Hymel (20)
 HR NSU - Hartsburg (3)

May 26, 1991 at Baton Rouge, La.

LSU001 201 000 - 4 6 1
 Oklahoma.....000 200 001 - 3 6 2

WP-Byrd (7-3) Save-Greene (12) LP-Ruebel (7-6) T-2:30
 A-5438
 HR OU - Neff (24)

May 27, 1991 at Baton Rouge, La.

Texas A&M.....000 000 010 - 1 8 2
 LSU011 004 10x - 7 9 1

WP-Sirotko (10-0) LP-Wunsch (4-6)
 T-2:48 A-5493
 HR LS - Cordani (11), Hymel (21)

May 28, 1991 at Baton Rouge, La.

LSU100 410 200 - 8 13 1
 SW Louisiana ...200 011 001 - 5 11 0

WP-Ogea (12-5) Save-Greene (13)
 LP-Walter (4-8) T-3:11 A-5307
 HR USL - Ramos (8), Grossie (6)

1990 College World Series

June 2, 1990 at Omaha, Neb.

The Citadel101 000 000 - 2 12 1
 LSU023 120 00x - 8 14 1

WP-Byrd (17-5) LP-Britt (10-2)
 T-2:26 A-7000
 HR LS - Clark (11)
 HR CIT - Jenkins (16)

June 4, 1990 at Omaha, Neb.

LSU000 100 000 - 1 2 2
 Oklahoma State...022 000 30x - 7 9 0

WP-Gore (5-2) LP-Ogea (14-2)
 T-3:08 A-15802
 HR LS - Mouton (10)
 HR OS - Daniel (22)

June 5, 1990 at Omaha, Neb.

LSU000 030 030 - 6 10 1
 The Citadel000 000 10x - 1 8 3

WP-O'Donoghue (12-3) LP-Baker (8-3)
 T-2:28 A-14614
 HR LS - Clark (12)

June 2, 1990 at Omaha, Neb.

Oklahoma State...020 006 303 - 14 19 1
 LSU210 000 000 - 3 5 3

WP-Tipton (10-1) LP-Byrd (17-6)
 T-3:18 A-16094
 HR OS - Daniel (23)

1990 NCAA South I Regional

May 24, 1990 at Baton Rouge, La.

Southwestern La.....000 000 000 - 0 3 0
 LSU030 202 01x - 8 11 1

WP-Ogea (13-1) LP-McDonald (8-2)
 T-2:50 A-5642
 HR LS - Clark (9)

May 25, 1990 at Baton Rouge, La.

LSU030 213 101 - 11 13 2
 Georgia Tech....001 110 011 - 5 13 1

WP-Byrd (16-5) LP-Creek (11-4)
 T-3:43 A-3660
 HR GT - Bragg (10)

May 26, 1990 at Baton Rouge, La.

S.California.....004 000 001 - 5 11 1
 LSU010 210 000 - 4 9 2

WP-Nickell (7-3) LP-O'Donoghue (11-3)

T-2:57 A-4724
 HR USC - Boone (10)

May 26, 1990 at Baton Rouge, La.

LSU031 001 010 - 6 8 3
 Houston100 003 000 - 4 9 3

WP-LaRosa (6-2) Save-Greene (7)
 LP-Eshelman (5-4) T-3:15 A-3512
 HR LS - Clark (10), Mouton (8)

May 27, 1990 at Baton Rouge, La.

LSU001 000 400 - 5 8 1
 S. California.....000 010 201 - 4 10 3

WP-Ogea (14-1) Save-Sirotko (1)
 LP-Powers (11-3) T-2:57 A-4639
 HR LS - Grisham (11)
 HR USC - Boone (11), Cirillo (6)

May 28, 1990 at Baton Rouge, La.

S. California.....300 000 300 - 6 11 0
 LSU010 031 20x - 7 10 0

WP-LaRosa (7-2) LP-Nickell (7-4)
 T-2:57 A-5809
 HR LS - Cordani (9), Mouton (9)
 HR USC - Boone (12)

1989 College World Series

June 3, 1989 at Omaha, Neb.

LSU000 020 000 - 2 5 1
 Miami (Fla.).....202 000 10x - 5 9 1

WP-Grahe (15-4) LP-McDonald (14-3)
 T-2:29 A-17407
 HR UM - Vespe (7), Santangelo (22)

June 5, 1989 at Omaha, Neb.

LSU026 000 000 - 8 7 0
 Long Beach State.....000 202 010 - 5 11 2

WP-Leskanic (15-2) Save-Byrd (1)
 LP-Abbott (15-3)
 T-3:27 A-10000
 HR LB - Berthel (2)



The 1986 Tigers earned LSU's first College World Series berth.



Jeff Yurtin homered in LSU's 1986 South I Regional win over Tulane.

June 6, 1989 at Omaha, Neb.

Miami (Fla.)..... 000 021 000 - 3 6 1
 LSU 010 013 10x - 6 9 1

WP-Springer (9-3) Save-McDonald (4)
 LP-Vespe (4-3)
 T-3:02 A-14000
 HR LS - Bianco (8)
 HR UM - Noriega (5)

June 8, 1989 at Omaha, Neb.

Texas..... 421 400 001 - 12 13 2
 LSU 003 010 300 - 7 9 4

WP-Dressendorfer (18-2) LP-McDonald (14-4)
 T-3:41 A-16072
 HR UT - Bethea (5)

1989 NCAA Central Regional

May 25, 1989 at College Station, Texas

Nevada-Las Vegas..... 411 000 400 - 10 12 0
 LSU 000 360 21x - 12 15 3

WP-Leskanic (12-2) Save-LaRosa (5)
 LP-Sawaia (6-3) T-3:26 A-1567
 HR LS - Cala (14), Grisham (18), Schneidwind (2)
 HR UNLV - Der Manuel (2)

May 26, 1989 at College Station, Texas

LSU 011 002 000 - 4 9 6
 South Alabama..... 001 001 40x - 6 10 0

WP-Bray (14-3) Save-Perez (2) LP-LaRosa (4-5) T-3:12
 A-1873
 HR LS - Schneidwind (3)

May 27, 1989 at College Station, Texas

LSU 104 512 000 - 13 18 1
 Nevada-Las Vegas..... 000 101 015 - 8 12 3

WP-Ogea (2-0) LP-Gledhill (4-3)
 T-2:43 A-932
 HR UNLV - Lofthus 3(26), Flowers (2)

May 27, 1989 at College Station, Texas

South Alabama... 310 001 000 - 5 7 0
 LSU 030 002 01x - 6 7 3
 WP-Leskanic (13-2) LP-Zimmerman (12-5) T-2:53

HR LS - Johnson (2)
 HR USA - Gainer (8)

May 28, 1989 at College Station, Texas

Texas A&M..... 012 002 000 - 5 10 1
 LSU 020 312 41x - 13 15 1

WP-McDonald (14-2) LP-Langston (12-1)
 T-3:24 A-5822
 HR LS - Gruver (5), Bianco (7)
 HR A&M - Byington (15)

May 28, 1989 at College Station, Texas

LSU 010 020 010 01 - 5 15 3
 Texas A&M..... 301 000 000 00 - 4 5 1

WP-Leskanic (14-2) Save-McDonald (3)
 LP-Centala (5-1) T-4:25 A-4177
 HR LS - Grisham (19)

1987 College World Series

May 29, 1987 at Omaha, Neb.

LSU 000 010 000 5 - 6 7 1
 Florida State..... 000 000 001 1 - 2 8 2

WP-Patterson (10-2) Save-Manuel (9)
 LP-R. Lewis
 HR FS - Blackwell

June 1, 1987 at Omaha, Neb.

Oklahoma State... 002 401 100 - 8 14 1
 LSU 114 100 000 - 7 11 3

WP-Rockman (12-0) LP-McDonald (2-2)
 T-3:15 A-10661
 HR OS - Barragan (21)

June 3, 1987 at Omaha, Neb.

Arkansas..... 000 020 000 - 2 4 0
 LSU 000 000 41x - 5 10 0

WP-Patterson (11-2) LP-Cebuhar (11-2)
 T-2:58 A-11000
 HR LS - Voigt (16)

June 5, 1987 at Omaha, Neb.

LSU 001 100 000 3 - 5 7 1
 Stanford..... 020 000 000 4 - 6 9 3

WP-Chitren (8-3) LP-McDonald (2-3)
 T-3:13 A-13000
 HR SU - P. Carey (12)

1987 NCAA South II Regional

May 21, 1987 at New Orleans, La.

LSU 001 111 100 - 5 7 1
 Tulane 002 010 000 - 3 10 3

WP-Patterson (8-2) LP-Amarena (10-2)
 T-2:21 A-4268
 HR LS - Faulkner (12), Bush (3)
 HR TU - Smith (9)

May 22, 1987 at New Orleans, La.

LSU 024 101 024 - 14 19 0
 New Orleans..... 000 000 001 - 1 3 2

WP-Kite (7-3) LP-Muller (8-4)
 T-3:03 A-4448
 HR LS - Bush (4), Belle (8)
 HR NO - Schmitt (18)

May 23, 1987 at New Orleans, La.

New Orleans..... 000 000 000 - 0 5 1
 LSU 002 010 00x - 3 3 0

WP-Loewer (9-5) Save-Manuel (8)
 LP-Lynch (6-5) T-2:41 A-3831

May 24, 1987 at New Orleans, La.

LSU 000 030 130 - 7 9 3
 Cal State Fullerton... 200 001 000 - 3 5 4

WP-Patterson (9-2) LP-L. Garcia (10-5)
 T-2:20 A-2859
 HR CSF - Mannion (10)

1986 College World Series

May 30, 1986 at Omaha, Neb.

LSU 000 000 120 - 3 8 2
 Loyola Marymount.... 030 000 01x - 4 6 0

WP-Goettsch (9-4) LP-Manuel (10-3)
 T-3:01 A-10000



Coach Jim Smith guided LSU to its first NCAA Regional appearance in 1975.

June 1, 1986 at Omaha, Neb.

LSU 203 101 100 - 8 8 1
 Maine 000 112 000 - 4 11 2

WP-Loewer (14-4) Save-Patterson (1)
 LP-Plympton (8-3) T-2:36 A-9000
 HR LS - Yurtin (10)
 HR UM - Reynolds (18)

June 5, 1986 at Omaha, Neb.

Miami (Fla.)..... 300 010 000 - 4 8 0
 LSU 100 000 011 - 3 6 2

WP-O'Brien (5-2) Save-Raether (16)
 LP-Guthrie (9-2) T-2:35 A-12832
 HR LS - J. Belle 2 (21), Voigt (9)
 HR UM - Magno (7)

1986 NCAA South I Regional

May 22, 1986 at Baton Rouge, La.

LSU 001 704 011 - 14 15 2
 Jackson State.. 015 005 000 - 11 10 5

WP-Kite (7-3) Save-Manuel (7) LP-Sanders (11-2) T-3:26
 A-3957
 HR LS - J. Belle (17)
 HR JS - Sanders 2 (17), Daniels (8)

May 23, 1986 at Baton Rouge, La.

Oklahoma..... 102 000 200 - 5 8 4
 LSU 200 320 11x - 8 8 0

WP-Loewer (13-4) LP-Hamilton (11-2) T-2:27
 A-4016
 HR LS - Hartwig (2)
 HR OU - Burdick (10), Lavender (5)

May 24, 1986 at Baton Rouge, La.

Louisiana Tech.. 000 030 001 - 4 6 3
 LSU 150 010 00x - 7 8 3

WP-Kite (8-3) Save-Manuel (8) LP-Faircloth
 (7-6) T-2:36 A-3048

May 26, 1986 at Baton Rouge, La.

LSU 100 300 021 - 7 9 2
 Tulane 201 300 000 - 6 10 3

WP-Manuel (10-2) Save-Loewer (4) LP-Little
 (8-4) T-2:53 A-5189
 HR LS - J. Belle 2 (19), Bowie (16), Yurtin (9)
 HR TU - Rapp (5)

1985 NCAA Central Regional

May 23, 1985 at Austin, Texas

Houston..... 300 102 014 - 11 16 1
 LSU 003 000 001 - 4 8 4

WP-Walker (12-7) LP-Guthrie (6-8) T-3:18

May 24, 1985 at Austin, Texas

LSU 000 210 000 - 3 10 4
 Lamar 000 000 112 - 4 10 0

WP-Terrill LP-Parker

1975 NCAA South Regional

May 23, 1975 at Starkville, Miss.

Murray State.... 000 001 010 - 2 7 2
 LSU 014 000 11x - 7 7 3

WP-Moock (10-0) LP-Oliver (9-2) T-2:17 A-1600

May 24, 1975 at Starkville, Miss.

LSU 000 200 000 - 2 4 3
 Florida State.... 000 010 21x - 4 7 1

WP-Jones (15-0) Save-Rothschild
 LP-Hollingsworth (6-3) T-2:19

May 24, 1975 at Starkville, Miss.

Miami (Fla.)..... 110 015 000 - 8 7 0
 LSU 000 000 100 - 1 5 6
 WP-Lynch (9-3) LP-Whealy (8-3) T-2:23 A-1100



LSU has a 127-49 (.722) NCAA Tournament record.

NCAA Tournament Record

| YEAR | W | L | PCT. |
|--------------|------------|-----------|-------------|
| 2012 | 4 | 2 | .667 |
| 2010 | 1 | 2 | .333 |
| 2009 | 10 | 1 | .909 |
| 2008 | 6 | 3 | .667 |
| 2005 | 2 | 2 | .500 |
| 2004 | 5 | 2 | .714 |
| 2003 | 5 | 3 | .625 |
| 2002 | 4 | 3 | .571 |
| 2001 | 4 | 3 | .571 |
| 2000 | 9 | 0 | 1.000 |
| 1999 | 4 | 3 | .571 |
| 1998 | 6 | 2 | .750 |
| 1997 | 9 | 1 | .900 |
| 1996 | 8 | 0 | 1.000 |
| 1995 | 2 | 2 | .500 |
| 1994 | 4 | 2 | .667 |
| 1993 | 8 | 2 | .800 |
| 1992 | 2 | 2 | .500 |
| 1991 | 8 | 0 | 1.000 |
| 1990 | 7 | 3 | .700 |
| 1989 | 7 | 3 | .700 |
| 1987 | 6 | 2 | .750 |
| 1986 | 5 | 2 | .714 |
| 1985 | 0 | 2 | .000 |
| 1975 | 1 | 2 | .333 |
| Total | 127 | 49 | .722 |

(35-20 in CWS; 12-10 in Super Regionals; 80-19 in Regionals)

College World Series Record

| YEAR | W | L | FINISH |
|--------------|-----------|-----------|-------------|
| 1986 | 1 | 2 | 5th |
| 1987 | 2 | 2 | 4th |
| 1989 | 2 | 2 | 3rd |
| 1990 | 2 | 2 | 3rd |
| 1991 | 4 | 0 | 1st |
| 1993 | 4 | 1 | 1st |
| 1994 | 0 | 2 | 7th |
| 1996 | 4 | 0 | 1st |
| 1997 | 4 | 0 | 1st |
| 1998 | 2 | 2 | 3rd |
| 2000 | 4 | 0 | 1st |
| 2003 | 0 | 2 | 7th |
| 2004 | 0 | 2 | 7th |
| 2008 | 1 | 2 | 5th |
| 2009 | 5 | 1 | 1st |
| TOTAL | 35 | 20 | .636 |

Great Moments in LSU Baseball Regional/Super Regional History

June 3, 2012

LSU erases a 5-4, ninth-inning deficit and defeats Oregon State, 6-5, in 10 innings to win the NCAA Baton Rouge Regional. Alex Edward's RBI double ties the contest in the ninth, and Austin Nola scores the game-winning run on a wild pitch in the 10th.

June 6, 2009

LSU starter Louis Coleman allows only three runs in eight innings, and the top-ranked Tigers complete a two-game NCAA Super Regional sweep of No. 6 Rice with a 5-3 victory in Alex Box Stadium to advance to the College World Series for the 15th time in school history. A record crowd of 9,651 is on hand to watch the Tigers advance to Omaha in their inaugural season at the new stadium. Coleman earns his fourth straight win as the SEC Pitcher of the Year allows nine hits and strikes out five. Freshman closer Matty Ott secured the victory with his 16th save of the season. Third baseman Derek Helenihi leads the Tigers at the plate with two hits - including a solo homer - and two RBI.

May 30, 2009

LSU shortstop Austin Nola delivers a game-winning RBI single in the top of the 10th inning to break a 2-2 tie and lead the second-ranked Tigers past Baylor, 3-2, in the semifinal round of the NCAA Baton Rouge Regional. LSU starter Anthony Ranaudo records the victory with a magnificent performance as the right-hander limits Baylor to only three hits and one earned run in a career-high nine innings with 14 strikeouts. Right-hander Matty Ott finishes off the Bears with a perfect 10th inning to register his school-record 15th save of the season. The Tigers defeat Minnesota the next day to win the first NCAA Regional held in the new Alex Box Stadium.

June 8-9, 2008

Facing elimination in Game 2 of the Super Regional versus UC Irvine, the Tigers erupt for seven runs in their final two at-bats to rally for a 9-7 victory. Sean Ochinko's base hit provides the go-ahead run in a five-run ninth inning, and Louis Coleman fires three scoreless innings to secure the win. In Game 3 the next day - before an Alex Box Stadium record crowd of 8,173 - the Tigers explode for six runs in the first inning and cruise to a 21-7 triumph. LSU collects 24 hits, including seven home runs, to advance to the College World Series for the 14th time in school history.

June 13, 2004

Lane Mestepey fires a masterful five-hit shutout in Game 2 of a Super Regional series against Texas A&M. Will Harris' ninth-inning homer clinches LSU's 4-0 triumph and sends the Tigers to the College World Series for the second straight season.

June 7-8, 2003

LSU blasts Baylor 20-5, using an 11-run sixth inning highlighted by Clay Harris' grand slam to reach its 12th College World Series. The Tigers faced elimination a day earlier after Baylor captured the first contest in the best-of-three set. Harris and Ivan Naccarata belted back-to-back homers to lead off the eighth inning to lift LSU over Baylor, 6-5, to set up the rubber match.

June 1, 2003

Jon Zeringue's one-out, walk-off home run in the bottom of the 11th sends LSU to the super regional round as the Tigers defeat a pesky UNC-Wilmington club, 9-8. Despite defeat, UNC-W becomes the first opposing team to make a congratulatory lap around the field following the game.

June 2, 2002

LSU comes through the loser's bracket to defeat UL-Lafayette twice by identical 12-2 scores to win its seventh consecutive regional championship. The Tigers are the only regional winner of 2002 to come through the loser's bracket to win twice on the final day.

May 30-31, 1999

Facing a seven-run deficit and in danger of being eliminated, LSU rallies to take a 12-10 lead it would not relinquish against East Carolina to force a second championship game. Kurt Ainsworth gets an extra day of rest thanks to rain, which forces the second contest to be moved to Monday. Ainsworth blanks the Pirates, 9-0, hurling the Tigers to a super regional matchup with SEC foe Alabama.



The Tigers celebrate Raph Rhymes' homer in the 2012 NCAA Regional Championship win over Oregon State.

May 28, 1999

LSU tags UL-Monroe starter and current Milwaukee Brewer star Ben Sheets, opening the Baton Rouge Regional with a convincing 11-4 victory over the Indians.

May 23, 1999

LSU falls behind Cal State Fullerton, 7-0 through two innings, but Cedrick Harris' two-run double in the eighth caps a four-run inning to complete a comeback as the Tigers earn a 13-11 victory. LSU routs the Titans 14-3 the next day to reach Omaha.

May 25, 1997

A classic five-hour marathon comes to an end as LSU outlasts Long Beach State by scoring seven runs in the 11th inning for a 14-7 victory. One day later, the Tigers avenge their second round loss to South Alabama by sweeping the Jaguars, 14-4 and 15-4, before defending its national championship in Omaha.

May 26, 1996

In one of the largest hit outputs in school history, LSU uses 18 runs on 13 hits in the seventh inning of the South II Regional championship game to rout Georgia Tech, 29-13. The Tigers wear new gold jerseys during the regional and throughout the 1996 College World Series.

May 29, 1994

LSU holds on to a 12-10 win over Southern Cal in the South Regional final. Former Trojan and current Minnesota Twins star Jacque Jones smashes three homers in defeat.

May 28, 1990

Rich Cordani's dramatic two-run blast in the seventh inning lifts LSU to a thrilling 7-6 South Regional championship game win over Southern California.

May 28, 1989

LSU completes perhaps its most improbable journey in the program's history to reach its third College World Series. The Tigers win five of six games at the 1989 Central Regional in College Station, Texas. LSU shocks top-ranked Texas A&M with two wins on the tournament's final day - including a 5-4, 11-inning victory in the championship game. Ben McDonald earns the win in seven innings of work in the first game and then comes back to earn a save in the clincher. All four LSU pitchers in the final game - Russ Springer, Paul Byrd, Curtis Leskanic and Ben McDonald - reach the Major Leagues. Texas A&M had amassed 58 wins to just five losses and was led by Chuck Knobloch. The 58 wins still stands as an Aggie record.

May 25, 1986

Albert Belle smashes two, two-run homers in the South I Regional championship game, leading the Tigers to their first College World Series with a 7-6 win over Tulane at Alex Box Stadium. Belle was named tournament MVP for his efforts.



LSU defeated Ole Miss to win the 2008 SEC Tournament title.

2012

TOURNAMENT AT HOOVER, ALA.

| | | |
|----|------------------------------|---|
| 2 | Mississippi St. | 3 |
| 11 | Ole Miss | 2 |
| 3 | Mississippi St. (10 innings) | 4 |

Won 1, Lost 2 - Finished 5th

2010

TOURNAMENT AT HOOVER, ALA.

| | | |
|----|----------------------|---|
| 10 | Florida | 6 |
| 7 | Vanderbilt | 5 |
| 8 | Ole Miss (7 innings) | 0 |
| 4 | Alabama (11 innings) | 3 |

Won 4, Lost 0 - Finished 1st

2009

TOURNAMENT AT HOOVER, ALA.

| | | |
|----|---------------------|---|
| 1 | Vanderbilt | 4 |
| 9 | Alabama | 6 |
| 4 | South Carolina | 1 |
| 16 | Georgia (7 innings) | 0 |
| 3 | Georgia (7 innings) | 2 |
| 6 | Vanderbilt | 2 |

Won 5, Lost 1 - Finished 1st

2008

TOURNAMENT AT HOOVER, ALA.

| | | |
|----|-----------------------------|---|
| 5 | South Carolina (10 innings) | 4 |
| 8 | Vanderbilt | 2 |
| 12 | Alabama | 8 |
| 8 | Ole Miss | 2 |

Won 4, Lost 0 - Finished 1st

2006

TOURNAMENT AT HOOVER, ALA.

| | | |
|---|----------|----|
| 4 | Alabama | 3 |
| 1 | Ole Miss | 12 |
| 3 | Alabama | 8 |

Won 1, Lost 2 - Finished 5th

2005

TOURNAMENT AT HOOVER, ALA.

| | | |
|---|-------------|---|
| 2 | Miss. State | 9 |
| 1 | Tennessee | 5 |

Won 0, Lost 2 - Finished 7th

2004

TOURNAMENT AT HOOVER, ALA.

| | | |
|---|----------------------|---|
| 4 | Florida (10 innings) | 5 |
| 0 | Georgia | 1 |

Won 0, Lost 2 - Finished 7th

2003

TOURNAMENT AT HOOVER, ALA.

| | | |
|----|-------------|----|
| 5 | Arkansas | 4 |
| 7 | Miss. State | 2 |
| 17 | Miss. State | 5 |
| 3 | Alabama | 10 |

Won 3, Lost 1 - Finished 2nd

2002

TOURNAMENT AT HOOVER, ALA.

| | | |
|---|----------------|----|
| 2 | Auburn | 1 |
| 8 | South Carolina | 3 |
| 8 | South Carolina | 10 |
| 4 | South Carolina | 5 |

Won 2, Lost 2 - Finished 3rd

2001

TOURNAMENT AT HOOVER, ALA.

| | | |
|----|-------------|---|
| 10 | Florida | 0 |
| 13 | Ole Miss | 2 |
| 12 | Ole Miss | 6 |
| 1 | Miss. State | 4 |

Won 3, Lost 1 - Finished 2nd

2000

TOURNAMENT AT HOOVER, ALA.

| | | |
|----|---------|----|
| 11 | Georgia | 3 |
| 18 | Alabama | 12 |
| 6 | Alabama | 5 |
| 9 | Florida | 6 |

Won 4, Lost 0 - Finished 1st

1999

TOURNAMENT AT HOOVER, ALA.

| | | |
|----|----------|---|
| 2 | Auburn | 6 |
| 10 | Kentucky | 0 |
| 8 | Arkansas | 9 |

Won 1, Lost 2 - Finished 5th

1998

TOURNAMENT AT HOOVER, ALA.

| | | |
|---|-------------------|---|
| 4 | Arkansas | 8 |
| 6 | South Carolina | 0 |
| 5 | Mississippi State | 7 |

Won 1, Lost 2 - Finished 5th

1997

TOURNAMENT AT COLUMBUS, GA.

| | | |
|----|-----------|----|
| 5 | Auburn | 2 |
| 12 | Tennessee | 5 |
| 12 | Alabama | 7 |
| 2 | Alabama | 12 |

Won 3, Lost 1 - Finished 2nd

1996

TOURNAMENT AT HOOVER, ALA.

| | | |
|----|-----------|----|
| 3 | Tennessee | 1 |
| 2 | Florida | 6 |
| 11 | Kentucky | 12 |

Won 1, Lost 2 - Finished 5th

1995

WESTERN DIVISION TOURNAMENT AT STARKVILLE, MISS.

| | | |
|----|-------------|---|
| 8 | Alabama | 9 |
| 14 | Miss. State | 6 |
| 7 | Auburn | 5 |
| 7 | Arkansas | 6 |
| 8 | Alabama | 9 |

Won 3, Lost 2 - Finished 2nd

1994

WESTERN DIVISION TOURNAMENT AT OXFORD, MISS.

| | | |
|---|----------|---|
| 3 | Alabama | 2 |
| 6 | Arkansas | 4 |
| 3 | Auburn | 2 |
| 5 | Auburn | 4 |

Won 4, Lost 0 - Finished 1st

1993

WESTERN DIVISION TOURNAMENT AT BATON ROUGE, LA.

| | | |
|----|-------------|---|
| 6 | Ole Miss | 1 |
| 3 | Miss. State | 5 |
| 13 | Arkansas | 7 |
| 16 | Auburn | 5 |
| 7 | Miss. State | 3 |

Won 4, Lost 1 - Finished 1st

1992

TOURNAMENT AT NEW ORLEANS, LA.

| | | |
|----|----------------|---|
| 7 | Vanderbilt | 2 |
| 8 | Arkansas | 1 |
| 1 | Florida | 3 |
| 5 | Georgia | 3 |
| 6 | South Carolina | 3 |
| 12 | Florida | 1 |

Won 5, Lost 1 - Finished 1st

1991

TOURNAMENT AT BATON ROUGE, LA.

| | | |
|---|-------------|---|
| 8 | Kentucky | 7 |
| 8 | Miss. State | 2 |
| 1 | Florida | 7 |
| 9 | Miss. State | 4 |
| 4 | Florida | 8 |

Won 3, Lost 2 - Finished 2nd

1990

TOURNAMENT AT HOOVER, ALA.

| | | |
|----|-------------|---|
| 6 | Florida | 4 |
| 17 | Miss. State | 8 |
| 13 | Vanderbilt | 5 |
| 1 | Miss. State | 3 |

Won 3, Lost 1 - Finished 1st (tie)

(Championship game canceled due to rain; LSU and Mississippi State declared tournament co-champions)

1989

TOURNAMENT AT GAINESVILLE, FLA.

| | | |
|---|---------|---|
| 6 | Georgia | 3 |
| 6 | Florida | 8 |
| 5 | Auburn | 8 |

Won 1, Lost 2 - Finished 4th

1988

TOURNAMENT AT STARKVILLE, MISS.

| | | |
|---|----------|---|
| 7 | Kentucky | 9 |
| 7 | Georgia | 3 |
| 2 | Florida | 7 |

Won 1, Lost 2 - Finished 5th

1987

TOURNAMENT AT ATHENS, GA.

| | | |
|---|-------------|----|
| 8 | Auburn | 9 |
| 4 | Georgia | 2 |
| 4 | Kentucky | 1 |
| 4 | Auburn | 2 |
| 3 | Miss. State | 13 |

Won 3, Lost 2 - Finished 2nd

1986

TOURNAMENT AT BATON ROUGE, LA.

| | | |
|----|---------|---|
| 10 | Georgia | 6 |
| 10 | Alabama | 7 |
| 8 | Georgia | 4 |

Won 3, Lost 0 - Finished 1st

1985

TOURNAMENT AT BATON ROUGE, LA.

| | | |
|---|---------|---|
| 6 | Georgia | 8 |
| 2 | Florida | 5 |

Won 0, Lost 2 - Finished 4th

1979

TOURNAMENT AT STARKVILLE, MISS.

| | | |
|---|-------------|----|
| 5 | Florida | 2 |
| 5 | Miss. State | 12 |
| 1 | Florida | 5 |

Won 1, Lost 2 - Finished 3rd

1975

| | | |
|---|-------------|---|
| 6 | Georgia (H) | 5 |
| 8 | Georgia (A) | 3 |

LSU won series 2-0 to claim SEC title

1968

| | | |
|---|-------------|---|
| 4 | Alabama (H) | 6 |
|---|-------------|---|

Alabama won single-game playoff to claim West Division title

1967

| | | |
|---|--------------|---|
| 2 | Ole Miss (A) | 6 |
|---|--------------|---|

Ole Miss won single-game playoff to claim West Division title

1961

| | | |
|---|------------|---|
| 4 | Auburn (A) | 3 |
| 6 | Auburn (H) | 5 |

LSU won series 2-0 to claim SEC title

SEC Postseason Record

| YEAR | W | L | PCT. |
|-------------------|-----------|-----------|-------------|
| 2012 | 1 | 2 | .333 |
| 2010 | 4 | 0 | 1.000 |
| 2009 | 5 | 1 | .833 |
| 2008 | 4 | 0 | 1.000 |
| 2006 | 1 | 2 | .333 |
| 2005 | 0 | 2 | .000 |
| 2004 | 0 | 2 | .000 |
| 2003 | 3 | 1 | .750 |
| 2002 | 2 | 2 | .500 |
| 2001 | 3 | 1 | .750 |
| 2000 | 4 | 0 | 1.000 |
| 1999 | 1 | 2 | .333 |
| 1998 | 1 | 2 | .333 |
| 1997 | 3 | 1 | .750 |
| 1996 | 1 | 2 | .333 |
| 1995 | 3 | 2 | .667 |
| 1994 | 4 | 0 | 1.000 |
| 1993 | 4 | 1 | .800 |
| 1992 | 5 | 1 | .833 |
| 1991 | 3 | 2 | .600 |
| 1990 | 3 | 1 | .750 |
| 1989 | 1 | 2 | .333 |
| 1988 | 1 | 2 | .333 |
| 1987 | 3 | 2 | .600 |
| 1986 | 3 | 0 | 1.000 |
| 1985 | 0 | 2 | .000 |
| 1979 | 1 | 2 | .333 |
| 1975 | 2 | 0 | 1.000 |
| 1968 | 0 | 1 | .000 |
| 1967 | 0 | 1 | 1.000 |
| 1961 | 2 | 0 | 1.000 |
| Total | 68 | 39 | .636 |
| (Tournament only) | 64 | 37 | .634 |



All-American Wes Grisham helped the 1990 Tigers collect an SEC-record 807 hits.



Trey McClure served as team captain of LSU's 1997 SEC Championship squad.



The Tigers celebrate Bruce Baudier's perfect game in 1967 versus Alabama.

Bruce Baudier's Perfect Game

May 5, 1967 – Baton Rouge, La.
Second Game of Doubleheader

| Alabama | AB | R | H | RBI | BB | SO | PO | A |
|------------------|-----------|----------|----------|----------|----------|----------|-----------|----------|
| Cargo, rf | 3 | 0 | 0 | 0 | 0 | 1 | 1 | 0 |
| Johnson, cf | 3 | 0 | 0 | 0 | 0 | 1 | 0 | 0 |
| Moss, 3b | 2 | 0 | 0 | 0 | 0 | 0 | 0 | 2 |
| Limbaugh, c | 0 | 0 | 0 | 0 | 0 | 0 | 3 | 0 |
| Holley, ph | 1 | 0 | 0 | 0 | 0 | 1 | 0 | 0 |
| McCorquodale, 1b | 2 | 0 | 0 | 0 | 0 | 0 | 7 | 0 |
| Traffenstedt, lf | 2 | 0 | 0 | 0 | 0 | 1 | 0 | 0 |
| Bailey, 2b | 0 | 0 | 0 | 0 | 0 | 0 | 0 | 0 |
| Fisher, 2b-ss | 2 | 0 | 0 | 0 | 0 | 1 | 0 | 2 |
| Ranelli, ss | 1 | 0 | 0 | 0 | 0 | 1 | 0 | 2 |
| Parker, lf | 1 | 0 | 0 | 0 | 0 | 1 | 0 | 0 |
| Harris, c | 1 | 0 | 0 | 0 | 0 | 0 | 7 | 0 |
| Brown, 3b | 1 | 0 | 0 | 0 | 0 | 0 | 0 | 0 |
| Glover, p | 2 | 0 | 0 | 0 | 0 | 1 | 0 | 1 |
| Totals | 21 | 0 | 0 | 0 | 0 | 8 | 18 | 7 |

| LSU | AB | R | H | RBI | BB | SO | PO | A |
|---------------|-----------|----------|----------|----------|----------|-----------|-----------|----------|
| Morris, ss | 3 | 0 | 0 | 0 | 1 | 2 | 0 | 2 |
| Felps, 3b | 3 | 0 | 1 | 0 | 0 | 2 | 1 | 0 |
| Ogin, lf | 3 | 0 | 0 | 0 | 0 | 2 | 2 | 0 |
| Giles, c | 3 | 1 | 0 | 0 | 0 | 0 | 8 | 0 |
| Achord, 2b | 2 | 1 | 1 | 0 | 1 | 1 | 1 | 2 |
| Domingue, 1b | 3 | 0 | 2 | 1 | 0 | 0 | 6 | 0 |
| Abernathy, cf | 1 | 0 | 0 | 0 | 0 | 0 | 1 | 0 |
| Cockerham, ph | 1 | 0 | 1 | 1 | 0 | 0 | 0 | 0 |
| Tatum, cf | 0 | 0 | 0 | 0 | 0 | 0 | 1 | 0 |
| Bergman, rf | 3 | 0 | 1 | 0 | 0 | 2 | 1 | 0 |
| Baudier, p | 2 | 0 | 0 | 0 | 0 | 1 | 0 | 2 |
| Totals | 24 | 2 | 6 | 2 | 2 | 10 | 21 | 6 |

| | |
|---------|---------------|
| Alabama | 000 000 0-001 |
| LSU | 000 101 x-260 |

E-Moss. LOB-Alabama 0, LSU 8. 2B-Domingue. SB-Tatum. SH-Abernathy, Baudier.

| Alabama | IP | H | R | ER | BB | SO |
|------------------|----|---|---|----|----|----|
| Glover (L, 5-7) | 6 | 6 | 2 | 1 | 2 | 10 |
| LSU | | | | | | |
| Baudier (W, 6-4) | 7 | 0 | 0 | 0 | 0 | 8 |

WP-Glover. PB-Harris. U-Wiggins, Knight. T-1:47. A-450.
(Baudier threw perfect game using 72 pitches.)

PERFECT GAMES (SINCE 1965)

| DATE | IP | H | BB | SO | |
|----------------------------------|-------------|---|----|----|---|
| Bruce Baudier 2-0 vs. Alabama | May 5, 1967 | 7 | 0 | 0 | 8 |

OTHER NO-HIT GAMES (SINCE 1965)

| DATE | IP | H | BB | SO | |
|---------------------------------------|----------------|---|----|----|----|
| Randy Wiles 3-0 vs. Rice | March 3, 1972 | 7 | 0 | 1 | 11 |
| Van Quigley 1-0 at Tulane | May 5, 1966 | 7 | 0 | 4 | 4 |
| Bobby Landry 1-0 vs. Southern Miss | March 14, 1979 | 7 | 0 | 3 | 7 |

ONE-HIT GAMES (SINCE 1965)

| DATE | IP | H | BB | SO | |
|--|----------------|---|----|----|----|
| Paul Stefan 4-0 at Alabama | April 12, 1976 | 7 | 1 | 0 | 5 |
| Randy Wiles 6-0 vs. Miss. State | April 13, 1973 | 7 | 1 | 3 | 6 |
| Dick Hicks 4-0 vs. Nicholls State | April 11, 1968 | 7 | 1 | 2 | 12 |
| Mike Alvarez 7-0 vs. Canisius | March 13, 1980 | 7 | 1 | 0 | 9 |
| Clay Parker 5-1 vs. Navy | March 10, 1982 | 7 | 1 | 4 | 2 |
| Guy Rutledge 3-0 vs. Auburn | May 30, 1983 | 7 | 1 | 5 | 6 |
| Ben McDonald 10-0 vs. Florida | March 11, 1989 | 9 | 1 | 4 | 13 |
| Mark LaRosa 5-0 vs. Texas A&M | Feb. 23, 1991 | 7 | 1 | 4 | 6 |
| Brett Laxton 6-1 vs. South Carolina | March 27, 1993 | 7 | 1 | 4 | 10 |
| Brian Winders 2-1 at Ole Miss | April 15, 1995 | 9 | 1 | 2 | 9 |
| Patrick Coogan 7-1 vs. Ole Miss | April 18, 1997 | 9 | 1 | 0 | 15 |
| Ben Alsup 8-0 vs. Ole Miss | May 29, 2010 | 7 | 1 | 2 | 7 |

TWO-HIT GAMES (SINCE 1970)

| | |
|---|----------------|
| Tom Charpentier 2-1 vs. Ole Miss | March 29, 1975 |
| 4-0 vs. Ole Miss | April 26, 1974 |
| Randy Wiles 0-1 vs. Ole Miss | March 22, 1973 |
| 2-1 vs. Kansas State | March 16, 1972 |
| 1-0 vs. Northeast Louisiana | March 26, 1970 |
| Wally McMakin 5-1 vs. Memphis State | March 9, 1973 |
| Mike Lloyd 1-0 vs. Auburn | March 25, 1978 |
| Jim Uremovich 1-0 vs. Auburn | March 26, 1978 |
| Chuck Voorhies 3-0 vs. Northwestern State | April 26, 1978 |
| Mike Alvarez 4-0 vs. Southwestern Louisiana | Feb. 19, 1979 |
| 1-0 at Ole Miss | March 11, 1979 |
| Mike Lloyd 11-2 at Ole Miss | March 11, 1979 |
| Jerry Powell 3-0 vs. Northeast Louisiana | March 26, 1979 |
| Ronnie Robbins 4-3 at Southeastern Louisiana | April 20, 1983 |
| Cal Santarelli 3-1 vs. Northeast Louisiana | April 27, 1983 |
| Gregg Patterson 5-1 vs. Louisiana Tech | May 2, 1985 |
| Robbie Smith 5-0 vs. Auburn | May 4, 1985 |
| Ben McDonald 7-1 vs. UCLA | March 27, 1988 |
| Lloyd Peever 7-0 at Tulane | March 11, 1992 |
| 4-1 at South Carolina | March 21, 1992 |
| Brett Laxton 4-1 at Tennessee | April 3, 1993 |
| Brian Tallet 6-0 at Vanderbilt | March 17, 2000 |
| Louis Coleman 5-0 at Arkansas | May 2, 2009 |



Gene Achord

Following is a list of all-time LSU Tiger Baseball varsity letter winners. The LSU Sports Information Office will appreciate your assistance in correcting any errors. Current players are listed in bold.

A

| | |
|----------------------|---------------|
| ABELL, P.T. | 1905-06 |
| ABERNATHY, S. | 1985-86-87 |
| ACHORD, Gene | 1962-63-64 |
| ACHORD, Jack, | 1966-67 |
| ADCOCK, Joe Bill | 1947 |
| ADKINS, Ken | 1949 |
| AINSWORTH, Kevin | 1994-95 |
| AINSWORTH, Kurt | 1988-89 |
| ALBRIGHT, J.G. | 1907-08-09-10 |
| ALBRITTON, Jason | 1996-97-98 |
| ALDRIDGE, Randall J. | 1974-75 |
| ALFORD, Jeremy | 2001 |
| ALLEN, Gary | 1976-77-78 |
| ALLMEN..... | 1905 |
| ALMAGUER, Pete | 1979-80 |
| ALSTON, F.H. | 1928-29 |
| ALSUP, Ben | 2008-09-10-11 |
| ALVAREZ, Mike | 1979-80 |
| AMEDEE, Lynn | 1961-62 |
| ANASTASIO, Charles | 1939-40-41 |
| ANDREWS, David | 1976-77-78 |
| ANTONINI, Adrian | 1991-92-93-94 |
| AROIZONE..... | 1932 |
| AROON, Shane | 2007-08 |
| ASSEFF, A., | 1932 |
| AYCOCK, Jerry | 1950-52-53 |

B

| | |
|------------------|-----------------|
| BABIN, L.W. | 1919-20-23 |
| BAGLEY, Wade | 1994-95 |
| BAILLEY, John | 1961 |
| BAILLEY, Sid | 1943 |
| BAIRO, A.W. | 1916 |
| BALDWIN, A.W. | 1908 |
| BALDWIN, Clyde | 1947 |
| BANKSTON... | 1911 |
| BARBIER, Blair | 1997-98-99-2000 |
| BARBIN..... | 1897 |
| BARFIELD, Billy, | 1958-59-60 |
| BARHAM, G.E. | 1926 |



Albert Belle



Harry Berrios

| | |
|---------------------|----------------|
| BARTEET, Donald | 1968 |
| BARFIELD, T. | 1954-55-56-57 |
| BARKEMEYER, Brian | 1980 |
| BARKER, Sean | 2001-02 |
| BARTEL, Darrin | 1986 |
| BARTON, Jim | 1950-51-52 |
| BASS, Brad | 2004-05 |
| BAUDIER, Bruce | 1966-67 |
| BAUDIN..... | 1929 |
| BAUER, Tim | 1991-92 |
| BAUER, W.D. | 1909 |
| BAUMAN, J. | 1929-30-31 |
| BAZDWIN, A. | 1908 |
| BEARD, J. | 1983 |
| BECKNELL, F.J. | 1942 |
| BECNEL, Morris | 1937 |
| BEERBOHM, Kyle | 2007-08 |
| BELLE, Albert | 1985-86-87 |
| BELLE, Terry | 1986-87-88 |
| BENITEZ..... | 1913 |
| BENNETT..... | 1899 |
| BENNETT, Bryon | 1997-98 |
| BENOIT, R.L. | 1918-19 |
| BENSAL, Julius | 1948-49 |
| BERARDI, Scott | 1992-93-94-95 |
| BERG, Andy | 1987-88 |
| BERGERON, L.A. | 1914 |
| BERGMAN, Russell | 1967-69 |
| BERNHARDT, Tom | 1994-95-96-97 |
| BERRIOS, Harry | 1991-92-93 |
| BERRY..... | 1903 |
| BERRY, Kevin | 1989 |
| BERRY, Kevin | 2011-12 |
| BERTHELOT, Eric | 1994-95-97 |
| BERTUCCINI, Paul | 2007-08-09-10 |
| BETHEA, Scott | 1990 |
| BETTS, Mike | 1984 |
| BIANCO, Mike | 1988-89 |
| BISLAND, R.B. | 1923-24 |
| BLACK, Douglas | 1972-73 |
| BLAIR, Buddy | 1933-34-36 |
| BLACK, Jack | 1931 |
| BLACKWELL, Tiger | 1992 |
| BLANCHARD, A.E. | 1918-19 |
| BLANCHARD, B.O. | 1907-10 |
| BLANCHARD, E. | 1950-52-56-57 |
| BOGANY, Jarred | 2006 |
| BOLIN, D.C. | 1914 |



Pete Bush



Mark Cooper

| | |
|--------------------------|----------------|
| BOLLMAN, Steve | 1975-76-77-79 |
| BONADONA, M. | 1981-82-83-84 |
| BONURA, Michael | 2004-06 |
| BONVILLAIN, Brent | 2012 |
| BONVILLIAN, H.E. | 1913 |
| BOONE, J.R. | 1922-23-24 |
| BOOTE..... | 1913 |
| BORDELON, S.A. | 1901-02-03 |
| BORDEN, W. | 1939 |
| BOUDREAU, A.T. | 1977 |
| BOUDREAU, Brian | 1977 |
| BOUDREAU, Scott | 1986 |
| BOURGEOIS, A., | 1958-59-60 |
| BOURGEOIS, Christian | 1998-99 |
| BOURGEOIS, Joey | 2010-12 |
| BOWDEN, G. | 1954-55 |
| BOWDEN, Ken | 1951(Manager) |
| BOWE, Brandon | 1998-99 |
| BOWIE, Jim | 1986 |
| BOWLES, Justin | 1995-96 |
| BOWMAN, S.S. | 1930-31-32 |
| BOX, Alex | 1942 |
| BOZEMAN, Kellen | 2007 |
| BRADFORD, Jared | 2007-08 |
| BRADSHAW, Daniel | 2008-09-10-11 |
| BRANT, Chris | 1981-82 |
| BRAUD, John | 1963-64 |
| BREAUX, E. | 1937-38 |
| BRIAN, Billy | 1999-00-01-02 |
| BRIGANTE, V. | 1919-20-21-22 |
| BRIGHT, Bill | 1970 |
| BROSCHOFKY, Steven | 2006-07 |
| BROTHERTON, Paul | 1939-40 |
| BROUSSARD, Joe | 2011-12 |
| BROUSSARD, Burke | 1985-86 |
| BROUSSARD, Ed | 1930 |
| BROUSSARD, H. | 1903 |
| BROUSSARD, Marty | 1940-42-44 |
| BROUSSARD, Y. | 1937 |
| BROWN, J.E. | 1931 |
| BROWN, Jordan | 2008 |
| BROWN, L.P., | 1929-31 |
| BROWN, Lefty | 1941 |
| BROWN, R. | 1933-34-35 |
| BROWN, Thomas | 1969 |
| BROWNELL, C.R. | 1909 |
| BRUCE..... | 1905 |
| BRUMFIELD, Victor | 1999-00-01 |
| BRYAN, A. | 1937 |
| BRYAN, Redfield | 1957-58 |
| BUMSTEAD, Nate | 2003-04 |
| BURCH, Dale | 1970-71-72 |
| BURLEIGH, C. | 1938 |
| BURLEY, C. | 1939-40 |
| BURNS, Craig | 1969-70-71 |
| BURT, Jim | 1957 |
| BUSH, Pete | 1987-88-89 |
| BUTEAU, Rhett | 2002-03-04-05 |
| BYRD, Paul | 1989-90-91 |
| BYRD, Ryan | 2006-07-08-09 |

C

| | |
|----------------|---------------|
| CAHILL, Chris | 2005-06 |
| CAIN, Nolan | 2006-07-08-09 |
| CALA, Craig | 1988-89 |
| CALDWELL, J.B. | 1910 |
| CALHOUN, S.L. | 1925-27 |

| | |
|----------------------|-------------------|
| CALHOUN, T.C. | 1932-33-34 |
| CALENDAR, D. | 1935-36-37 |
| CARAWAY..... | 1918 |
| CARR, A.J. | 1922-24 |
| CARRIERE, O.P. | 1923-24-25-26 |
| CARVELLO..... | 1941 |
| CARVILLE..... | 1897-98 |
| CASHIO, John | 1973-74-75-76 |
| CASTANEDA, Danny | 1981 |
| CAVELL, Leo | 1945 |
| CAVETT, J.R. | 1917-18-19 |
| CERVENKA, Chris | 1982-83 |
| CERVENKA, Craig | 1980-81-82-83 |
| CHAMBERLAIN, Matt | 1991-92-93 |
| CHAMBERLAIN, W.B. | 1899 |
| CHAMPAIGN, E. | 1929-30-31-32 |
| CHARPENTIER, Tom | 1974 |
| CHATELAIN, Don | 1963-64 |
| CHILDRESS, J. | 1937-38 |
| CHOATE, Jimmy | 1952-53-54-55 |
| CHURCHILL..... | 1924 |
| CHURCHILL, C.S. | 1915-16 |
| CLARK, Matt | 2008 |
| CLARK, Ned | 1950-52-53 |
| CLARK, T. | 1958 |
| CLARK, Tim | 1990 |
| COATES, Ray | 1947-48 |
| COCKERHAM, Richard | 1967-68-69 |
| COHEN, Mike | 1984 |
| COLE, C.G. | 1900 |
| COLEMAN, C. | 1965 |
| COLEMAN, Louis | 2006-07-08-09 |
| COLEMAN, Pete | 1966 |
| COLEMAN, W. | 1947-48-49 |
| COLLAZO..... | 1944 |
| COLLINS, Albin | 1968 |
| COLLINS, J. | 1928 |
| COLLINS, Steven | 1970-71-72-73 |
| COLUMBUS, Jason | 2002 |
| COLVIN, Matt | 1998 |
| COMEAUX..... | 1900 |
| COOGAN, Patrick | 1995-96-97 |
| COOK, Bill | 1964-65-66 |
| COOK, Keyaan | 1991 |
| COOLEY, Chad | 1993-94-95-96 |
| COOPER, E. | 1929 |
| COOPER, H. | 1905 |
| COOPER, Mark | 1983-84 |
| COPPONEX, Buddy | 1938 |
| CORCORAN, Roy | 2001 |
| COROANI, Rich | 1990-91 |
| CORDARO, Emile | 1978 |
| COSTA, Billy | 1940 |
| COSTELLO, Vinnie | 1984-85 |
| COTTEN, Bobby | 1963 |
| COTTON, Chris | 2010-11-12 |
| COUVILLION, Ray | 1944 |
| CRAIN, Barry | 1966-67 |
| CRAFT, Carl | 1981 |
| CRESS, Walker | 1938-39 |
| CRESSE, Brad | 1997-98-99-2000 |
| CRITZER, Bob | 1947 |
| CROSWELL, M. | 1975-76-77-78 |
| CROUERE, J. | 1939-40-41 |
| CUNNINGHAM, Dave | 1987 |
| CUNNINGHAM, Kirk | 2011 |
| CUNTZ, Casey | 1996-97 |
| CUNTZ, Pat | 1984-85 |
| CUNTZ, Warren | 1981-82-84 |



Andy Galy

| | |
|------------------|---------------|
| D | |
| DABADIE,..... | 1903 |
| DABADIE, F. | 1909 |
| DAIGLE, Lester | 1956 |
| DALTON, Josh | 1998-99 |
| DALY, Mike | 1998-99-2000 |
| DANA, J. | 1938-39-40 |
| D'AQUIN, Richard | 1949 |
| DARDAR, Chase | 2005-06 |
| DARK, Al | 1943 |
| DARSEY, J.H. | 1926 |
| DASPIIT, A.P. | 1897-98-99 |
| DASPIIT, C. | 1895 |
| DAUGHERTY, Brian | 1994-95-96-97 |
| DAVID, Brad | 2000-01-02 |
| DAVIS,..... | 1909 |
| DAVIS, Sam | 1951 |
| DAVIS, Taylor | 2008 |
| DAVIS, Wes | 1997-98 |
| DAVIS, Will | 2004-05-06-07 |
| DAWSON, O.H. | 1914 |
| DEAN, Blake | 2007-08-09-10 |
| DELAFIELD, G. | 1937-98 |
| DELATTE, Irwin | 1953-54-55 |
| DELATTE, Wet | 2010 |
| DELAUNE, Kenneth | 1974 |
| DELGER, Lawrence | 1968 |
| DEMONT, Tommy | 1961-62 |
| DEMOUY, Chris | 1996-97-98 |
| DERE, Al | 1947 |
| DETERMANN, Jason | 2003-04-05 |
| DEUTSCHMANN, Lou | 1955 |
| DEWEY, Duane | 1979 |
| DEXTON, Ames | 1970 |
| DIAL, Wiley | 1961-63 |
| DICKEY,..... | 1929 |
| DIDIER, Beau | 2010-11-12 |
| DIDIER, Mel | 1947 |
| DILIBERTO, Bobby | 2004 |
| DIMMICK, O. | 1925 |
| DIRKS, Clay | 2004-05-06-07 |
| DISHON, Johnny | 2008-10 |
| DIXON, John | 1984-85 |
| DIXON, L.C. | 1936 |
| DOGGETT, Al | 1952-53 |
| DOIRON, Mark | 1979 |
| DOLBY,..... | 1912 |
| DOMILISE, Jerry | 1947 |
| DOMINGUE, Johnny | 1967 |
| DONATHAN, Billy | 1981-82 |
| DONAHUE,..... | 1903 |
| DOUGHTY, Richard | 1989 |
| DOUGLAS, James | 1972 |
| DOZAR, Grant | 2009-10-11-12 |
| DREW, A.S. | 1917-18 |
| DREW, H.C. | 1807 |
| DROUILHET,..... | 1902 |
| DRUDE, Leonard | 1954-55-56-57 |
| DUCHIN, C. | 1893-95 |
| DUGAS, C.J. | 1921-22-23-24 |
| DUGAS, J. | 1917-18 |
| DUNCAN, Trae | 2001 |
| DUNN, Nathan | 1994-95-96 |
| DUPLANTIS, Brad | 1986 |
| DUPONT,..... | 1912 |
| DYKSTRA, Jimmy | 2011 |

| | |
|---------------------|-------------------|
| E | |
| EADES, Ryan | 2011-12 |
| EARNHART, Clint | 1997-98-99 |
| EDGE, Evan | 1973 |
| EDMONSON, Larry | 1961-62 |
| EDMONSON, E. | 1932 |
| EDWARD, Alex | 2010-11-12 |
| EDWARDS, Daniel | 1988 |
| ENGLISH, Eric | 2005 |
| ERDMAN, Charlie | 1938-39-40 |
| ESCOBAR, Rene | 2008 |
| ESNARD, H. | 1901 |
| ESNARD, M. | 1900-01-02 |
| ESPINOSA, Phil | 1989 |
| ESTEVEZ, Jake | 1996-98 |
| EVANS,..... | 1903 |
| EZELL, Billy | 1965 |

| | |
|----------------------|----------------|
| F | |
| FAIRCLOTH, Jordan | 2003-04-05 |
| FALGOUT, R. | 1956 (Manager) |
| FALKENHEINER, F. | 1958-59 |
| FANCHER, P.D. | 1917-18 |
| FARNSWORTH, Kevin | 2007-08-09 |
| FARZIO, Richard | 1968-69-70-71 |
| FARMER, Louis | 1969-70-71-72 |
| FATHERREE, Jesse | 1934-35-36 |
| FAULKNER, Craig | 1984-85-86-87 |
| FELPS, Irwin | 1967-68 |
| FENET, A. | 1930 |
| FERRARA, Greg | 1973-75 |
| FETZER, Bobby | 1950 |
| FETZER, Ed | 1950 |
| FETZER, John | 1944 |
| FIELD, Jimmy | 1962 |
| FIELDS, Arby | 2012 |
| FIFE, Bob | 1938 |
| FITTERER, Scott | 1995 |
| FLOWERS, Bob | 1958-59-60 |
| FLOYD, J.C. | 1920 |
| FLOKER, H.V. | 1914 |
| FLYNN, A., "Bill" | 1933-34 |
| FONTENOT, Greg | 1986 |
| FONTENOT, Mike | 2000-01 |
| FONTENOT, Steve | 1979-80 |
| FORBES, Willie | 1986-87 |
| FORRER, Daniel | 2006 |
| FORREST, T.J. | 2007 |
| FORTIER, F.R. | 1914 |
| FOSTER, Jared | 2012 |
| FOURMY, J.M. | 1902-03 |
| FRANCIONI, J.B. | 1910-13 |
| FRANK, Steve | 1972-73-74-75 |
| FREIDHOF, Bill | 1981-82 |
| FRENCH, Shawn | 2003 |
| FRERE, J. | 1983 |
| FREIRE,..... | 1903 |
| FURBUSH, Charlie | 2007 |
| FURNISS, Eddy | 1995-96-97-98 |
| FURY, Matt | 2010-11 |

| | |
|--------------------|---------------|
| G | |
| GALE, Mark | 1980 |
| GALLIOT,..... | 1898 |
| GALY, Andy | 1986-87-88 |
| GARCIA, Luis | 1989-90-91 |
| GARIDEL, Jamin | 1998-99-00-01 |
| GARIDEL, Jeff | 2007 |
| GARRETT, Forrest | 2011 |
| GARRISON, G. | 1929 |
| GARRITY, Pat | 1989-90-91 |
| GASPARD, Mitch | 1984 |
| GAUDET, Matt | 2008-10 |
| GAUSMAN, Kevin | 2011-12 |
| GAUTREAU, Cade | 2007 |
| GAYLE, F.L. | 1910-11-13 |
| GENUSA, Francis | 1960-61-62 |
| GEORGE, Steve | 1962-63-64 |
| GERMAN, Bobby | 1944 |
| GIAMBRONE, D. | 1976-77-78 |
| GIBBS, B.B. | 1908 |
| GIBBS, Micah | 2008-09-10 |
| GILBERT, Pete | 1923-25-27 |
| GILHULY, Ed | 1981-84 |
| GILES, Tommy | 1967-68 |
| GILL, Blake | 2002-03-04-05 |
| GLAMP, Joe | 1943 |
| GLENN, Cody | 2012 |
| GODFREY, L.T. | 1926-27-28 |
| GOLDEN, Jack | 1942-47 |
| GOMEZ, Hunter | 1999-2000 |
| GOODWIN, Will | 2006 |
| GOODY, Nick | 2012 |
| GORINSKI, Walt | 1941-42-43 |
| GOSSEVAND, M.A. | 1912-13-14 |
| GOURRIER, Bat | 1932 |
| GOYER, C.W. | 1905-06-07-08 |
| GRACE, Bryan | 1999 |
| GRAHAM, Mike | 1990-91-92 |
| GREELY, Jim | 1992-93 |
| GREENE, Rick | 1990-91-92 |
| GREGORY, Paul | 1979 |
| GREMILLION, E. | 1944-47 |
| GREEVENBURG, J.H. | 1926-28 |
| GRISHAM, Wes | 1989-90 |
| GRUVER, Matt | 1988-89 |

| | |
|---------------------|---------------|
| GUESSFIELD, James | 1974 |
| GUGLIEMO, Carey | 1958-59-60 |
| GUIDROZ, Lukas | 2002 |
| GUIDRY, Weylin | 1999-00-01-02 |
| GUILLORY, Dan | 1996-97-98 |
| GUTHRIE, Mark | 1984-85-86-87 |
| H | |
| HAHN, Dustin | 2002 |
| HALL, C.C. | 1908 |
| HALL, Fred | 1941-42-43 |
| HALL, Jim | 1942-43 |
| HAMILTON, F.S. | 1910-11-12 |
| HAMILTON, J.D. | 1915-19 |
| HAMILTON, J.J. | 1914-15 |
| HAMILTON, O.B. | 1903 |
| HAMITER,..... | 1918-19 |
| HAMMETT, B. | 1938-39-40 |
| HAMPTON, Jeff | 1994-95 |
| HAMPTON, T. | 1959 |
| HANLEY, W.B. | 1920-21 |
| HANNA, Billy | 1949-50-51 |
| HANOVER, Tyler | 2009-10-11-12 |
| HANSON, E. | 1923 |
| HANSON, R. | 1923 |
| HARE, Gerald | 1956 |
| HARRELL, Jeff | 1979-81 |
| HARRIS, Bryan | 2005 |
| HARRIS, Cedrick | 1998-99-2000 |
| HARRIS, Clay | 2002-03-04-05 |
| HARRIS, Jeff | 1994 |
| HARRIS, Sulcer | 1943 |
| HARRIS, Will | 2003-04-05-06 |
| HARRISON,..... | 1900 |
| HARTWIG, Rob | 1986-87 |
| HATHORN, Jim | 1977-78-79 |
| HAWPE, Brad | 1999-2000 |
| HAYDEL, Buzzy | 2006-07-08-09 |
| HAYDELL, Dick | 1963-64 |
| HAYNIE, G. | 1939-40-41 |
| HAZLIP, S.W. | 1913 |
| HEARD, J. | 1898-1900 |
| HEARD, W. | 1932-33 |
| HEATH, J.L. | 1925-26-27 |
| HEATH, Matt | 2001-02 |
| HEBERT, A.W. | 1914-15-17-18 |
| HEBERT, C.J. | 1905-06 |
| HEBERT, Derek | 2004-05 |
| HEBERT, E.B. | 1911 |
| HEBERT, Jim | 1944 |
| HEBERT, R.A. | 1942 |
| HECKER, D. | 1939 |
| HEDGES, Lee | 1949-51 |
| HEDRICK, B. | 1939 |
| HELENHIL, Derek | 2008-09 |
| HELVESTON, O. | 1934-35-36 |
| HEMPHILL, James | 1996 |
| HENDRICKSON, Eric | 1999 |
| HENDRIX, J. | 1928-29-30 |
| HENNER, Thomas | 1968-70 |
| HERBST, Jack | 1942 |
| HERNANDEZ, Courtney | 1998 |
| HEROMAN,..... | 1989 |
| HERRING, P.S. | 1922 |
| HERRY, David | 1990-91-92 |
| HETZEL, Eric | 1985 |
| HERTZOG, M. | 1915 |
| HICKS, Richard R. | 1967-68 |
| HIGGINS, Danny | 1997-98 |
| HIGHTOWER, C.W. | 1910-11 |
| HIGHTOWER, Gerald | 1942 |
| HILBORN, W.B. | 1924 |
| HILL, Aaron | 2001-02-03 |
| HILL, D. | 1959 |
| HILL, Justin | 2001-02 |
| HILLMAN, W.A. | 1906-10 |
| HINES, L. | 1938 |
| HOAGLUND, Walter | 1967-68-69 |
| HOCHENDEL, B.F. | 1905-08 |
| HODGES, A.T. | 1943 |
| HODGES, Trey | 1999-2000 |
| HOLCOMBE, M. | 1938 |
| HOLDEN, T.D. | 1929-30-31 |
| HOLLANDER, Michael | 2005-06-07-08 |
| HOLLINGSWORTH, G. | 1972-73-74-75 |
| HOLMES,..... | 1913 |
| HOLT, J.C. | 2002-03-04 |
| HORTON, Conan | 1996-97 |

| | |
|------------------|----------------|
| HORWATH, Matt | 2004 |
| HOSKINS, Dick | 1943-44 |
| HOVER, Don | 1958-57 |
| HOWARD, Tommy | 1950-52-53 |
| HOWELL, R.B. | 1910-11-12 |
| HOWIE, Mark | 1982-83-84 |
| HUFFMAN, Ryan | 1993-94 |
| HUMPHREY, N. | 1934-35-36 |
| HUMPHRIES, Steve | 1981 |
| HUNDLEY, F. | 1936-38-39 |
| HUNTSICKER,..... | 1935 |
| HUNTSICKER, G.R. | 1905-06 |
| HUNT, C. | 1934-35-36 |
| HUNT, E.C. | 1948 (Manager) |
| HUNT, Will | 1992-93 |
| HUNT, William | 1968-69 |
| HUSBAND, Frank | 1952-53 |
| HYMEL, Gary | 1988-89-90-91 |

| | |
|-------------|------------|
| I | |
| IRWIN,..... | 1934 |
| IVES, C.A. | 1919-20-22 |

| | |
|----------------------|----------------|
| J | |
| JACKSON,..... | 1924 |
| JACKSON, Chris | 2005-07 |
| JACKSON, J.S., | 1914-15 |
| JACKSON, Kenny | 1992-93 |
| JACKSON, Matt | 2007 |
| JACOBS,.... | 1939 |
| JAMES,..... | 1936 |
| JAMES, H. | 1913 |
| JENSEN, Ty | 2003-04 |
| JEWELL, Wylie | 1948-49 |
| JOHNSON, Douglas | 1950-52 |
| JOHNSON, Eric | 1986 |
| JOHNSON, Phil | 1938 |
| JOHNSON, Phillip | 1966 |
| JOHNSON, R.E. | 1912 |
| JOHNSON, Russ | 1992-93-94 |
| JOHNSON, Tookie | 1988-89-90-91 |
| JOHNSTON, Ronny | 1957-58-59 |
| JONES, C. | 1942 |
| JONES, Chad | 2009 |
| JONES, Forest | 1981-82 |
| JONES, JaCoby | 2011-12 |
| JONES, L. | 1920-21-22 |
| JONES, R.D. | 1924-25-26 |
| JONES, Tyler | 2011 |
| JORGENSEN, Ryan | 2000 |
| JOSEPH, Gary | 1981-82-83 |
| JOVETT, M. | 1929-30-31 |
| JUDICE, Frank | 1974-76-77 |
| JUNE,..... | 1916 |

| | |
|--------------------|-------------------|
| K | |
| KARCHER, Kevin | 1979-80 |
| KARP, Dan | 1981-82 |
| KATZ, Mason | 2010-11-12 |
| KAVANAUGH, K., Sr. | 1938-39-40 |
| KEIGLEY, Gerald | 1971-72-73 |
| KETSLER, Randy | 1998 |
| KELLER, J. | 1932-35 |
| KELLER, Nolan | 1963 |
| KELLY, A.H. | 1906 |
| KENDA, J. | 1936-37 |



Stan Loewer



Lyle Mouton

| | |
|--------------------|----------------|
| KENNEDY, R.M. | 1900-01-02-03 |
| KEOWEN, Kade | 2006 |
| KING, J.D. | 1928 |
| KING, L. | 1938-39 |
| KINCAID, Steve | 1984 |
| KIRKPATRICK, H.L. | 1931-32-33 |
| KIRKWOOD, M.H. | 1908 |
| KIRKWOOD, W.H. | 1907 |
| KITCHENS, G. | 1958 |
| KITE, Dan. | 1986-87-88 |
| KIZER, R.C. | 1922-23 |
| KLOSTERMEYER, Mike | 1995 |
| KLOVEKORN, Henry | 1977 |
| KLING, Alonzo | 1954-55-56 |
| KLUG, Kenny | 1976-77 |
| KNIGHT, G. "Red" | 1944-45-46-47 |
| KOERNER, Mike | 1995-96-97 |
| KOPPENS, Paul | 1973 |
| KOUNS, Sinclair | 1948-49 |
| KOZIMINSKI, M. | 1958 (Manager) |
| KUNDERT, R. | 1931-32 |
| KUPPER, Scott | 1988 |

L

| | |
|-------------------|-----------------|
| LACROIX,..... | 1895 |
| LAGROUE, Fred | 1984 |
| LANDRY,..... | 1920-22 |
| LANDRY, H.E. | 1900-02-03 |
| LANDRY, L.L. | 1934-35-36 |
| LANDRY, Leon | 2008-09-10 |
| LANDRY, R.J. | 1914 |
| LANDRY, Robert | 1978-79-80 |
| LANDRY, Wynn | 1981 |
| LANIER, Tim | 1993-94-95-96 |
| LANIER, W. "Fido" | 1924-28 |
| LANOUX, Marty | 1985 |
| LARA, Robert | 2006-07 |
| LARKIN, M. | 1930-31 |
| LaROSA, Mark | 1988-89-90-91 |
| LaROSE, Randy | 1986-87 |
| LARSON, Brandon | 1997 |
| LARSEN, E. | 1937 |
| LaSUZZO, Zach | 2010 |
| LAWRIE, Joe | 1935 |
| LAXTON, Brett | 1993-94-95-96 |
| LEAKE, Robert | 1966-68 |
| LEARY, Rob | 1985-86 |
| LEAUMONT, Jeff | 1998-99 |
| LEBLANC,..... | 1901 |
| LEBLANC, Danny | 1963 |
| LEBLANC, P.O. | 1909-10 |
| LEE, Bill, Jr. | 1953-54-55 |
| LEE, Michael | 1967-68-69 |
| LEGUIN, F.G. | 1919-20 |
| LEMAHIEU, DJ | 2008-09 |
| LEMAK, Charlie | 1937 |
| LEONARDI, Antonio | 1994-96-97 |
| LESAGE,..... | 1897 |
| LESHER, L.R. | 1911 |
| LESKANIC, Curtis | 1989 |
| LESUEUR, G.B. | 1897-98-99-1900 |
| LEWIS, Jason | 2007 |
| LEWIS, Joe. | 1987 |
| LEWIS, Philip | 1969-70 |
| LEWIS, W.F. | 1895 |
| LIM, Ron | 1989-90 |
| LINDEN, Todd | 2001 |



Mike Sonderegger

| | |
|-----------------|---------------|
| LINDSEY, Clyde | 1947 |
| LINDSEY, James | 1949-50-51 |
| LINDSEY, Ken | 1976-77 |
| LIPARI, Jeff | 1998-99-00 |
| LIUZZA, Matt | 2003-04-05-06 |
| LLOYD, Mike | 1977-78-79-80 |
| LOCKBAUM, Emile | 1935-36-37 |
| LOE, S.R. | 1914 |
| LOEWER, Stan | 1984-85-86-87 |
| LOFTICE, Jeremy | 1999-00 |
| LOFTIN, R. | 1958 |
| LOFTIN, W. | 1958-59 |
| LOMAX,..... | 1943 |
| LOMBARD,..... | 1903-05 |
| LONERO, Tony | 1980-81 |
| LORIO, Dennis | 1973-74 |
| LOWERY, Mike | 2011 |
| LOWRY,..... | 1921 |

M

| | |
|----------------------|---------------|
| MADDOX, Michael | 1968-69 |
| MADDOX, Steven | 1971 |
| MADERE, E.L. | 1906 |
| MADISON, Dave | 1941-42-43 |
| MAINIERI, Paul | 1976 |
| MAGUIRE, W.S. | 1893 |
| MAHTOOK, Mikie | 2009-10-11 |
| MAILHOS, Joseph | 1956-57-58 |
| MALEJKO, Matt | 1993-94 |
| MALL, Kyle | 1990 |
| MANGHAM, H.E. | 1906-07-08 |
| MANTRANA, Manny | 1984-85 |
| MANUEL, Barry | 1986-87 |
| MARCHAND, Jerry G. | 1952-53 |
| MARIANO, Bobby | 1979-80 |
| MARQUETTE, G.H. | 1921-22-23-24 |
| MARRERO, F. | 1922-23-24-25 |
| MARTIN, Blake | 2008 |
| MARTIN, D.A. | 1909-10-11 |
| MARTIN, J.H. | 1909-13 |
| MARY, S.E. | 1905-09 |
| MASON, C.C. | 1926-27-28 |
| MASON, F. | 1919 |
| MATHEWS, Spencer | 2009 |
| MATLOCK, D. | 1937 |
| MATTA, L. | 1911-12-13 |
| MATULIS, Chris | 2009-10 |
| MAYER, Jordan | 2005-06-07 |
| McARDLE, Benny | 1951-52-53 |
| McBRIDE, Billy | 2000-01 |
| McBRIDE, W.E. | 1920-21-22 |
| McCABE, Bhrett | 1992-93-94-95 |
| McCALL,..... | 1899 |
| McCALL, Malcolm | 1951-52-53 |
| McCALL, Malcolm, Jr. | 1976 |
| McCANN, M.G. | 1925-26-27 |
| McCLUNG, H. | 1958 |
| McCLURE, Trey | 1996-97-98-99 |
| McCOLLUM, A.M. | 1909-1910 |
| McCOLLISTER, E.P. | 1914-15 |
| McCUNE, Kurt | 2011-12 |
| McDADE,..... | 1921 |
| McDONALD, Ben | 1987-88-89 |
| McDONALD, William | 1949-50-51 |
| McDONOUGH, Bob | 1937-38 |
| McDOWELL, Red | 1940-41-42 |
| McDUFF, C.E. | 1924-25 |



Cal Santarelli

| | |
|--------------------|---------------|
| McELROY,..... | 1937 |
| McGHEE, Chris | 2006-07-08-09 |
| McKAY, Thomas | 1968 |
| McKEOGH, Mike | 1959-60 |
| McKNIGHT, J.B. | 1898 |
| McKNIGHT, R.E. | 1897-98 |
| McKNIGHT, S. | 1895-97 |
| McMAKIN, Wally | 1973-74-75-76 |
| McMURRAY, Heath | 2000 |
| McMURRAY, J.L. | 1930 |
| McMURRAY, Dick | 1952-53-54 |
| McNEESE, D.W. | 1901 |
| McSWEEN, "Red" | 1944 |
| MEADORS, W.F. | 1915 |
| MEEKER,..... | 1901 |
| MEIER, Justin | 2003-04-05 |
| MEINERS, Vaughn R. | 1975-76 |
| MELANCON, Joseph | 1971-72 |
| MENEFEE, J. | 1932-33 |
| MERCER, J. | 1912 |
| MESSA, R.H. | 1905 |
| MESTEPEY, Lane | 2001-02-04-05 |
| MICHAELIS, Billy | 1944-47-48 |
| MITLEY, Mike | 1972-73-74 |
| MILLER, David | 2002 |
| MILLER, H. | 1934-35 |
| MIRE, G. | 1948 |
| MITCHELL, Jared | 2007-08-09 |
| MITTS, Lester | 1961 |
| MIXON, Wallace | 1959-60 |
| MONSOUR, E. | 1933 |
| MOOCK, Chris | 1988-91-92 |
| MOOCK, Gregg | 1991-92 |
| MOOCK, J. | 1940-41-42 |
| MOOCK, Joe | 1964-65 |
| MOOCK, Michael | 1969-70-71 |
| MOOCK, Pat | 1972-73-74-75 |
| MOORE, Bryan | 2001 |
| MOORE, Jeramie | 1994-95-96 |
| MOORE, Tyler | 2012 |
| MORAN, Tim | 1984 |
| MOREL, Harry | 1963-64-65 |
| MOREL, Tommy | 1999-2000 |
| MORGAN, George | 1983-84 |
| MORMANN, Mitch | 2010 |
| MORRIS, Lyndon | 1966-67 |
| MORRIS, O.L. | 1915 |
| MORRIS, Warren | 1994-95-96 |
| MORSE, John | 1982-83 |
| MOSES, Chip | 1980-81 |
| MOUTON, Lyle | 1990-91 |
| MOYSEE,..... | 1905 |
| MULA, Jared | 1990-91-92 |
| MULSHENOCK, Ken | 1982-83 |
| MUNGER, David | 1969-70-71-72 |
| MURDOCK, Mike | 1981-83-84 |
| MURPHY, Gene | 1948-49-51 |
| MURRAY, S. | 1930 |

N

| | |
|-----------------|------------|
| NACCARATA, Ivan | 2003-04 |
| NAFF, Frank, | 1959-60-61 |
| NALL, Brandon | 2005 |
| NAQUIN, Greg | 1987-89 |
| NATTIN, George | 1960 |
| NAVARRO, G.B. | 1900 |
| NEAL, Mike | 1991-92-93 |

| | |
|--------------------|---------------|
| NERONI, Kevin | 1977 |
| NEUMANN, Leonard | 1965 |
| NEWMAN, Donald | 1976 |
| NICHOLSON, Jordan | 2008-09 |
| NOLA, Aaron | 2012 |
| NOLA, Austin | 2009-10-11-12 |
| NOLAN, J. | 1936 |
| NOLAN, R. | 1937 |
| NUGENT, Tim | 1998-99-00-01 |
| NUNALLY, Michael | 1969-71-72 |

O

| | |
|------------------|---------------|
| OCHINKO, Sean | 2007-08-09 |
| O'DONOGHUE, John | 1988-89-90 |
| OGATA, Jason | 2006 |
| OGEA, Chad | 1989-90-91 |
| OGIN, Steve | 1967-68 |
| OILEY, Keith | 1974 |
| OLIVERIO, John | 1974 |
| OLIVIER, L.A. | 1899-1902 |
| OLSEN, Eddie | 1977-78-79-80 |
| OLSON, Randy | 1979-80 |
| OLVEY, Derik | 2006 |
| O'ROCK, Don | 1979 |
| OSER, F. | 1937-38 |
| OSHESKIE, Dan | 1981 |
| OSIK, Keith | 1988-89-90 |
| OTT, Matty | 2009-10-11 |
| OWEN, Chet | 1947 |

P

| | |
|--------------------|----------------|
| PADRON, J.P. | 2005 |
| PAINICH, Joey | 1996-97 |
| PALMER, Ed | 1943 |
| PAPAJOHN, Mike | 1986-87 |
| PARKER, Clay | 1982-83-84-85 |
| PARSONS,..... | 1947 |
| PATTERSON, Gregg | 1985-86-87 |
| PATTERSON, Ryan | 2003-04-05 |
| PAYER, Luther | 1951 |
| PAYNE, Bobby | 1979 |
| PEARCE, Chris | 1994 |
| PEEVER, Lloyd | 1992 |
| PEGUES, W.T. | 1900-01 |
| PEMBERTON, Craig | 1968-70-71-72 |
| PERKINS, A.M. | 1913-14 |
| PETERSON, Samuel | 2011 |
| PETERSON, Stuart | 2008 |
| PETIT, A.E. | 1899 |
| PETRONE, Andy, | 1981-82 |
| PETTISS, J. | 1954-55 |
| PETIT, Bo | 2000-01-02-03 |
| PHILLIPS, Chris | 2001-02 |
| PIPES, B.N. | 1907 |
| PISTORIUS, Jerry | 1952-53 |
| PITCHER,..... | 1915 |
| PITCHER, Bill | 1923-24-25 |
| PITTMAN, J.C. | 1934 |
| PLEASANT, R.G. | 1893-95 |
| POCHE, Jim | 1961-62 |
| POERSCHKE, Fred | 1953 (Manager) |
| POLIZOLA, Frank J. | 1961-62 |
| POLIZOLA, Keith | 1996-97 |
| PONTIFF, Nicholas | 2006-07-08-09 |
| PONTIFF, Wally | 2000-01-02 |
| PORETTI, Chuck | 1940-41 |
| POSTELL, F.K. | 1915-17 |
| POSTELL, W.D. | 1916 |
| POWELL, Evan | 2012 |
| POWELL, Jerry | 1979-80 |
| POURCIAU, Danny | 1983-84 |
| POURQUE, Conrad | 1969 |
| PRICE, V. | 1925-26 |
| PURDY, Kenneth | 1956 |
| PURVIS, Don | 1959 |

Q

| | |
|--------------|------------|
| QUIGLEY, Van | 1964-65-66 |
|--------------|------------|

R

| | |
|------------------|------------|
| RADOVICH, R. | 1940 |
| RAGGIO, Cecil | 1961 |
| RAMIREZ, Edgar | 2005-06 |
| RAMSEY,..... | 1902-03 |
| RANAUDO, Anthony | 2008-09-10 |



The 1915 Tigers



The 1993 Tigers

RANTZ, Ronnie 1991-92
 RAYMER, David 2001-02
 RAYMOS, George 1944
 REBOULET, Jeff 1985-86
 REED, Michael 2010
 REESE, Stan 1995
 REYMOND, R.P. 1905-06-07
 RHODEN, Robert 1976-77
RHYMES, Raph 2011-12
 RHYMES, Ray 1954-55
 RICHARDSON, Roland 1969
 RICHE, G. 1917
 RICHOUX, Ralph 1956-57-58
 RIEDIE, Shane 2009
 RIOS, Armando 1991-92-93
 RITTNER, Jordan 2010
 ROBBINS, Ronnie 1982-83
 ROBERTS, 1919
 ROBERTS, C.M. 1898
 ROBERTSON, H.F. 1893
 ROBERTSON, R. 1893
 RODNEY, W. 1899-1901
 RODRIGUEZ,..... 1929
 ROMAGOSA, M. 1936-37-38
 ROMAINE, Blackie 1943
 ROSS,..... 1920
 ROSS, Austin 2008-09-10
ROSS, Ty 2011-12
 ROUSSOS, George 1951
 ROUSSEAU, Ron 1963-64
 ROY, A.J. 1921-22
RUMBELOW, Nick 2011-12
 RUTLEDGE, Guy 1963-64
 RUTLEDGE, Trey 1993

S
 SAAB, Mike 1980-81-82-83
 SADLER, Billy 2003
 SAIZAN, Thomas 1973-74-75
 SANBOURN, E. 1932
 SANTARELLI, Cal 1982-83
 SAVAGE, James 1968-69-71
 SANFORD, J. 1901-02-03
 SARRADET, Darren 1980
 SAUNDERS, Henri 1991
 SAVOIE, Ronnie 1974-75
 SAXON, Ben 1999-2000
 SCELFO, Rocky 2002
 SCHEUTZ,..... 1965
 SCHEXNAIDER, R. 1929-30-31
 SCHIMPF, Ryan 2007-08-09
 SCHNEIDER, D. 1978-79-80-81
 SCHNEIDER, Tim 1983-84

SCHNEIDEWIND, Scott 1988-89
 SCHUERING, R. 1932-34
 SCHULTZ, Scott 1992-93-94-95
 SCHWING, I.H. 1900-01
SCIAMBRA, Chris 2012
 SCOBIE, Jason 2000-01
 SCOTT, E.A. 1897
 SCOTT, Julius 1980-81-82-83
 SCREEN, Pat 1964
 SEAGO, Ernest 1934
 SEBASTIN, J.D. 1918-20-21-22
 SEXTON, Ed 1970-71-72
 SHAFER, Darryl 2006
 SHANK, David 2002
 SHARP,..... 1903
 SHARP, Ivoy 1941
 SHEEHY, Butch 1980-81-82-83
 SHEETS, Andy 1991-92
 SHIPP, Kevin 1996-97
 SIGLER, Roger 1954-55-56-57
 SILVERBLATT, Alan 1970-71
 SIMON, Antoine 1998-99
 SIMS, Bill 1943
 SINGLETARY,..... 1895-97
 SIROTKA, Mike 1990-91-92-93
 SLACK, J.S. 1910-11-12
 SLABOTSKY, H. 1905
 SLAID, Jackson 2011-12
 SLAUGHTER, W.S. 1899
 SLOANE, Lea 1943
 SMITH,..... 1938
 SMITH, Allen 1960-61-62
 SMITH, B. 1920
 SMITH, Collin 2004
 SMITH, G.D. 1907-08
 SMITH, Greg 2003-04-05
 SMITH, Hadley 1961
 SMITH, J.C. 1941-42-43
 SMITH, Mike 1927-28-29
 SMITH, Robbie 1984-85
 SMITH, Terry 1966
 SMYTH, C.R. 1905-06-07
 SNIKERIS, Jordy 2011-12
 SNYDER, J.E. 1895
 SODERBERG, Jon 1980
 SON, Chucky 1999
 SONDEREGGER, Mike 1970-71-72-73
 SOSSAMON, Tim 1984-85
 SOULE,..... 1920
 SOUTHERLAND, Fred 1960-61-62
 SPAULDING, Steven 1969
 SPENCER, Fritz 1947-48
 SPITZ, Steven 1973-74
 SPRINGER, Russell 1987-88-89

SPROWL, Bruce 2003-05-06
 STAFFORD, Red 1944-47
 STALES, T.M. 1917-18-19-20
 ST. AMANT, Lou 1959
 STANFORD, Bert 1948
 STAPLES, C. 1917-19
 STAVINOHA, Nick 2004-05
 STAYTON, W. "Bill" 1932
 STAYTON, W.D. 1902-03-05
 STEELE, J.E. 1924-25-26
 STEFAN, Paul J. 1975-76
 STELL, Jabbo 1938
 STEVENS, Ed 1932
 STEVENS, N.G. 1926
 STEWART, Bob 1964
 STEWART, Quinn 2003-05-06
 STOCCO, Mark 1993
 STOFOSKY, Wayne 1987
 STOKES, Dale 1983
 STOVALL, D. 1955
 STOVALL, H.H. 1925-26-28
 STRANGE, Charles, "Bo" 1960
 STRICKLAND, J. 1927-28-29
 STRINGFIELD, Cliff 1953
 STROVINK, Eric 1989
 SUDDITH, Tom 1941
 SUMMERS, Morris 1961-62
 SWANSON, A.L. 1925
 SWART, W. 1906

T
 TALBOT, E.L. 1913
 TALLEY, Brian 1999-2000
 TANDY, Joe 1949 (Manager)
 TATE, A. 1915-16-17
 TATUM, Willie L. 1967
 TAYLOR, J.W. 1893
 TAYLOR, W.T. 1940-41-42
 TAYLOR, William 1972-73
 TEAGUE, Sean 1994
 TELLECHEA, Johnny 1990-91
 TERRELL, Robbie 1961-62
 TERRIS, Adam 1985, 88
 THEARD, Al 1942-43
 THERIOT, Bobby 1961-62-63
 THERIOT, Ryan 1999-00-01
 THIBODEAUX, Joey 1977-78-79-80
 THIBODEAUX, Johnnie 1997-98-00-01
 THOMAS, Alvin 1977
 THOMAS, Johnny 1961-62-63
 THOMPSON, Doug 1997-98
 THOMPSON, Richard 1948-49-50-51
 THOMPSON, W.H. 1908-09
 TILLINGHAST, A.Y. 1931
 TINSLEY, Gaynell 1935-36-37
 TOMPKINS, Jake 2002-03
 TOUPS, Frank A. 1974-75-76
 TRENE, J. 1893
 TRIMM, Sherman 1979
 TRIPLETT, Bill 1963-64
 TRITTICO,..... 1934
 TROXLER, A. 1934
 TUJAGUE, Lucien 1977-78-79-80
 TULLIER, James 1968
 TUMINELLO, Bobby 1947-49
 TURNER, Bill 1941-42
 TURNER, Bruce 1960-61
 TYSON, Jeremy 1984-95

U
 UREMOVICH, Jim 1978-79

V
 VACCARA, F.P. 1909
 VAN LOON, Bill 1981
 VARGAS, Jason 2002
 VASQUEZ, Rich 1987-88
 VAUGHN, Jack 1964
 VAUGHT, Chad 2001-02-03
 VERDUGO, Ryan 2008
 VERGES, Ernie 1951-52
 VICTORIANO, Gerard 2005-06
 VIRGETS, Tommy 1952-53-54-55
 VOIGT, Jack 1986-87
 VOORHIES,..... 1905
 VOORHIES, Charles 1975-76-77-78

W
 WADDILL, G.D. 1895-97
 WADE, F.M. 1911-12
 WADSWORTH, Tim 1978
 WAGGONER, Todd 1987-88
 WAGUESPACK, Steven 2006-07
 WAINWRIGHT, J.A. 1911
 WALDEN, H.E. 1912-13-14-15
 WALET, P.H. 1912-13
 WALKER, Edward 1979-80
 WALKER, I. 1935-36-37
 WALKER, Todd 1992-93-94
 WALL, E.E. 1899
 WALL, Jason 1989-90
 WALLER, Red 1915-16
 WALTERS, Bill 1943-47-48
 WARD, Kevin 1996
 WARDLOW, Spot 1915-16
 WARE, Spencer 2011
 WARMBROD, James 1936-37-38
 WATKINS,..... 1924
 WATKINS, E. 1930
 WATKINS, O. 1926-27
 WATKINS, Trey 2010-11
 WATSON, Toby 1941
 WATTS,..... 1895
 WAX, Daryl 1976
 WEAVER, Dustin 2003-04-05
 WEBER, D.L. 1903-05-06
 WEBER, S.J. 1956
 WEINER, R. 1938
 WELCH, Darren 2002
 WEST, J.C. 1944
 WESTBROOK, J.T. 1898
 WHEALY, Patrik 1974-75-76-77
 WHEELER, Red 1943
 WHITE, Al 1957-58
 WHITED, H.W. 1903
 WHITTY, Daryl 1953-54-55
 WIESLER, Billy 1981-82
 WIETHORN, Eric 2001-02
 WILBANKS, T.E. 1918
 WILBERT, A.E. 1908-09
 WILBERT, E.C. 1905-08
 WILBERT, F.P. 1902-03
 WILBERT, J.A. 1905
 WILES, Randy 1970-71-72-73
 WILHITE, Brian 1987-88
 WILHITE, Jonathan 2006
 WILKINSON, H. 1907
 WILKINSON, J.P. 1912-17
 WILLIAMS, Jason 1993-94-95-96
 WILLIAMS, J.Q. 1921
 WILSON, Brad 1993-94-95-96
 WILSON, Brian 2001-02
 WINDERS, Brian 1993-94-95
 WINSTON, Roy 1961
 WISE, J.T. 2006-07
 WITTEN, Jeremy 1997-98-99-2000
 WOMACK,..... 1903
 WOMACK,..... 1917
 WOMBLE,..... 1898-99
 WOODRUFF, Marvin 1976
 WOODWARD, Robert 1971-73
 WRIGHT, Larry D. 1975-76-77-78
 WRIGHT, Ray 2000-01

Y
 YARNALL, Eddie 1994-95-96
 YERGER, M. 1959
YOCOM, Casey 2012
 YOUNMAN, Shane 1999-00-01
 YOUNG,..... 1902
 YOUNG, E.B. 1893
 YOUNG, T.W. 1898
 YURTIN, Jeff 1985-86

Z
 ZEIGLER, Randy 2009
 ZERINGUE, Jon 2002-03-04
 ZIMMERMAN, Joe 1986-87
 ZIMMERMAN, 1913
 ZINN, Jimmy 1947
 ZINSER, P. 1954-55
 ZINSMAN, Zeph 2001
 ZWEIG, Ivan 1995

—OVERALL—

—SEC—

| SEASON | W | L | PCT. | W | L | SEC PCT. | FINISH | COACH |
|--------|------------|----|-------|------------|----|----------|--------|------------------|
| 1893 | 1 | 0 | 1.000 | | | | | E.B. Young |
| 1894 | (No Games) | | | | | | | |
| 1895 | 0 | 3 | .000 | | | | | No Coach |
| 1896 | (No Games) | | | | | | | |
| 1897 | 3 | 3 | .500 | | | | | E.A. Scott |
| 1898 | 2 | 3 | .400 | | | | | A.W. Jeardeau |
| 1899 | 6 | 4 | .600 | | | | | C.V. Cusachs |
| 1900 | 2 | 3 | .400 | | | | | L.P. Piper |
| 1901 | 6 | 3 | .667 | | | | | L.P. Piper |
| 1902 | 6 | 6 | .500 | | | | | W.S. Borland |
| 1903 | 4 | 5 | .444 | | | | | W.S. Borland |
| 1904 | (No Games) | | | | | | | |
| 1905 | 4 | 6 | .400 | | | | | D.A. Killian |
| 1906 | 10 | 3 | .769 | | | | | D.A. Killian |
| 1907 | 11 | 7 | .611 | | | | | J. Phillips |
| 1908 | 9 | 12 | .429 | | | | | E.R. Wingard |
| 1909 | 7 | 10 | .411 | | | | | E.R. Wingard |
| 1910 | 7 | 9 | .438 | | | | | J.W. Mayhew |
| 1911 | 8 | 7 | .533 | | | | | J.W. Mayhew |
| 1912 | 8 | 6 | .571 | | | | | Bob Pender |
| 1913 | 7 | 11 | .389 | | | | | Bob Pender |
| 1914 | 4 | 8 | .333 | | | | | Doc Stroud |
| 1915 | 10 | 9 | .526 | | | | | Doc Stroud |
| 1916 | 15 | 8 | .652 | | | | | Doc Stroud |
| 1917 | 7 | 4 | .636 | | | | | Doc Stroud |
| 1918 | 8 | 4 | .667 | | | | | Doc Stroud |
| 1919 | 12 | 4 | .750 | | | | | Doc Stroud |
| 1920 | 10 | 8 | .555 | | | | | Doc Stroud |
| 1921 | 9 | 11 | .450 | | | | | Doc Stroud |
| 1922 | 7 | 6 | .538 | | | | | Branch Bocock |
| 1923 | 8 | 9 | .471 | | | | | Branch Bocock |
| 1924 | 4 | 9 | .308 | | | | | Moon Ducote |
| 1925 | 5 | 9 | .357 | | | | | M.J. Donahue |
| 1926 | 10 | 6 | .625 | | | | | M.J. Donahue |
| 1927 | 8 | 6 | .571 | | | | | Harry Rabenhorst |
| 1928 | 7 | 11 | .389 | | | | | Harry Rabenhorst |
| 1929 | 3 | 6 | .333 | | | | | Harry Rabenhorst |
| 1930 | 6 | 8 | .429 | | | | | Harry Rabenhorst |
| 1931 | 3 | 6 | .333 | | | | | Harry Rabenhorst |
| 1932 | 4 | 7 | .364 | | | | | Harry Rabenhorst |
| 1933 | 3 | 7 | .300 | 0 | 4 | .000 | 7th | Harry Rabenhorst |
| 1934 | 6 | 8 | .429 | 3 | 6 | .333 | 7th | Harry Rabenhorst |
| 1935 | 8 | 7 | .533 | 4 | 6 | .400 | 6th | Harry Rabenhorst |
| 1936 | 15 | 4 | .789 | 7 | 4 | .636 | 2nd | Harry Rabenhorst |
| 1937 | 12 | 14 | .462 | 5 | 10 | .333 | 7th | Harry Rabenhorst |
| 1938 | 7 | 8 | .466 | 3 | 6 | .333 | 8th | Harry Rabenhorst |
| 1939 | 22 | 6 | .786 | 10 | 2 | .883 | 1st | Harry Rabenhorst |
| 1940 | 16 | 5 | .762 | 10 | 4 | .741 | 3rd | Harry Rabenhorst |
| 1941 | 10 | 13 | .435 | 5 | 9 | .357 | 9th | Harry Rabenhorst |
| 1942 | 9 | 9 | .500 | 6 | 6 | .500 | 4th | Harry Rabenhorst |
| 1943 | 13 | 8 | .619 | 11 | 3 | .786 | 1st | A.L. Swanson |
| 1944 | 4 | 8 | .333 | (No Games) | | | | A.L. Swanson |
| 1945 | 11 | 7 | .611 | (No Games) | | | | A.L. Swanson |
| 1946 | 10 | 5 | .667 | 11 | 3 | .786 | 1st | Harry Rabenhorst |
| 1947 | 10 | 9 | .526 | 4 | 7 | .364 | 10th | Harry Rabenhorst |
| 1948 | 7 | 14 | .333 | 4 | 10 | .286 | 9th | Harry Rabenhorst |
| 1949 | 6 | 11 | .353 | 5 | 9 | .357 | 9th | Harry Rabenhorst |

Note: SEC Western Division finishes are listed from 1959-1985.

—OVERALL—

—SEC—

| SEASON | W | L | PCT. | W | L | PCT. | SEC FINISH | COACH |
|-----------------|-------------|-------------|-------------|------------|------------|-------------|------------|------------------|
| 1950 | 5 | 9 | .367 | 2 | 7 | .222 | 11th | Harry Rabenhorst |
| 1951 | 10 | 6 | .625 | 6 | 6 | .500 | 5th | Harry Rabenhorst |
| 1952 | 9 | 11 | .450 | 7 | 9 | .438 | 7th | Harry Rabenhorst |
| 1953 | 8 | 10 | .444 | 7 | 8 | .476 | 7th | Harry Rabenhorst |
| 1954 | 8 | 11 | .421 | 5 | 10 | .333 | 10th | Harry Rabenhorst |
| 1955 | 6 | 17 | .261 | 1 | 1 | .267 | 10th | Harry Rabenhorst |
| 1956 | 9 | 11 | .450 | 7 | 9 | .438 | 7th | Harry Rabenhorst |
| 1957 | 8 | 11 | .421 | 6 | 8 | .428 | 8th | Ray Didier |
| 1958 | 14 | 11 | .560 | 9 | 6 | .650 | 4th | Ray Didier |
| 1959 | 16 | 17 | .485 | 7 | 9 | .469 | 3rd | Ray Didier |
| 1960 | 15 | 14 | .510 | 6 | 9 | .400 | 4th | Ray Didier |
| 1961 | 20 | 5 | .800 | 13 | 4 | .764 | 1st | Ray Didier |
| 1962 | 15 | 11 | .577 | 8 | 7 | .533 | 2nd | Ray Didier |
| 1963 | 16 | 10 | .615 | 9 | 7 | .563 | 2nd | Ray Didier |
| 1964 | 11 | 11 | .500 | 5 | 7 | .417 | 4th | Jim Waldrop |
| 1965 | 6 | 13 | .316 | 4 | 11 | .267 | 5th | Jim Waldrop |
| 1966 | 9 | 14 | .391 | 4 | 12 | .250 | 5th | Jim Smith |
| 1967 | 17 | 13 | .567 | 9 | 9* | .500 | 1st | Jim Smith |
| 1968 | 20 | 14 | .588 | 10 | 8** | .556 | 1st | Jim Smith |
| 1969 | 11 | 24 | .314 | 4 | 13 | .235 | 4th | Jim Smith |
| 1970 | 16 | 19 | .457 | 5 | 11 | .313 | 3rd | Jim Smith |
| 1971 | 20 | 16 | .556 | 10 | 8 | .556 | 2nd | Jim Smith |
| 1972 | 21 | 21 | .500 | 7 | 11 | .389 | 2nd | Jim Smith |
| 1973 | 18 | 13 | .581 | 6 | 7 | .462 | 2nd | Jim Smith |
| 1974 | 18 | 17 | .514 | 7 | 10 | .412 | 4th | Jim Smith |
| 1975 | 40 | 16 | .714 | 19 | 3 | .864 | 1st | Jim Smith |
| 1976 | 19 | 23 | .452 | 11 | 12 | .478 | 3rd | Jim Smith |
| 1977 | 17 | 27 | .386 | 4 | 14 | .222 | 5th | Jim Smith |
| 1978 | 12 | 34 | .282 | 6 | 18 | .333 | 5th | Jim Smith |
| 1979 | 34 | 20 | .630 | 13 | 7 | .650 | 2nd | Jack Lamabe |
| 1980 | 23 | 19 | .548 | 8 | 9 | .471 | 4th | Jack Lamabe |
| 1981 | 23 | 30 | .434 | 7 | 14 | .333 | 4th | Jack Lamabe |
| 1982 | 26 | 25 | .509 | 9 | 13 | .409 | 4th | Jack Lamabe |
| 1983 | 28 | 21 | .571 | 9 | 12 | .429 | 4th | Jack Lamabe |
| 1984 | 32 | 23 | .581 | 12 | 12 | .500 | 3rd | Skip Bertman |
| 1985 | 41 | 18 | .694 | 17 | 7 | .708 | 1st | Skip Bertman |
| 1986 | 55 | 14 | .797 | 22 | 5 | .815 | 1st | Skip Bertman |
| 1987 | 49 | 19 | .721 | 12 | 10 | .545 | 5th | Skip Bertman |
| 1988 | 39 | 21 | .650 | 16 | 11 | .593 | 5th | Skip Bertman |
| 1989 | 55 | 17 | .764 | 18 | 9 | .666 | 2nd | Skip Bertman |
| 1990 | 54 | 19 | .740 | 20 | 7 | .741 | 1st | Skip Bertman |
| 1991 | 55 | 18 | .753 | 19 | 7 | .731 | 1st | Skip Bertman |
| 1992 | 50 | 16 | .758 | 18 | 6 | .750 | 1st | Skip Bertman |
| 1993 | 53 | 17 | .757 | 18 | 8 | .692 | 1st | Skip Bertman |
| 1994 | 46 | 20 | .697 | 21 | 6 | .777 | 2nd | Skip Bertman |
| 1995 | 47 | 18 | .723 | 17 | 12 | .586 | 5th | Skip Bertman |
| 1996 | 52 | 15 | .776 | 20 | 10 | .667 | 1st | Skip Bertman |
| 1997 | 57 | 13 | .814 | 22 | 7 | .759 | 1st | Skip Bertman |
| 1998 | 48 | 19 | .716 | 21 | 9 | .700 | 2nd | Skip Bertman |
| 1999 | 41 | 24 | .621 | 18 | 11 | .621 | 3rd | Skip Bertman |
| 2000 | 52 | 17 | .754 | 19 | 10 | .655 | 2nd | Skip Bertman |
| 2001 | 44 | 22 | .667 | 18 | 12 | .600 | 2nd | Skip Bertman |
| 2002 | 44 | 22 | .667 | 19 | 10 | .655 | 4th | Smoke Laval |
| 2003 | 45 | 22 | .672 | 20 | 9 | .690 | 1st | Smoke Laval |
| 2004 | 46 | 19 | .708 | 18 | 12 | .600 | 3rd | Smoke Laval |
| 2005 | 40 | 22 | .645 | 18 | 12 | .600 | 3rd | Smoke Laval |
| 2006 | 35 | 24 | .593 | 13 | 17 | .433 | 8th | Smoke Laval |
| 2007 | 29 | 26 | .527 | 12 | 17 | .414 | 10th | Paul Mainieri |
| 2008 | 49 | 19 | .721 | 18 | 11 | .621 | 2nd | Paul Mainieri |
| 2009 | 56 | 17 | .767 | 20 | 10 | .667 | 1st | Paul Mainieri |
| 2010 | 41 | 22 | .651 | 14 | 16 | .467 | 8th | Paul Mainieri |
| 2011 | 36 | 20 | .643 | 13 | 17 | .433 | 9th | Paul Mainieri |
| 2012 | 47 | 18 | .723 | 19 | 11 | .633 | 1st | Paul Mainieri |
| Totals # | 2286 | 1475 | .608 | 863 | 719 | .546 | | |

* - lost to Ole Miss 6-2 in single-game playoff for Western Division title

** - lost to Alabama 6-4 in single-game playoff for Western Division title

- LSU has also tied 23 games in its baseball history, including five ties in SEC games.




Harry Rabenhorst
1927-42; 1946-56



Ray Didier
1957-63



Jim Smith
1966-78




Jack Lamabe
1979-83



Skip Bertman
1984-2001



Smoke Laval
2002-2006



Paul Mainieri
2007-Present

| YEARS | COACH | SEASONS | GAMES | WON | LOST | TIED | PCT. |
|---------------|-------------------|------------|--------------|-------------|-------------|-----------|-------------|
| 1893 | E.B. Young | 1 | 1 | 1 | 0 | 0 | 1.000 |
| 1895 | No Coach | 1 | 3 | 0 | 3 | 0 | .000 |
| 1897 | E.A. Scott | 1 | 6 | 3 | 3 | 0 | .500 |
| 1898 | A.W. Jeardeau | 1 | 5 | 2 | 3 | 0 | .400 |
| 1899 | C.V. Cusachs | 1 | 10 | 6 | 4 | 0 | .600 |
| 1900-01 | L.P. Piper | 2 | 15 | 8 | 6 | 1 | .566 |
| 1902-03 | W.S. Borland | 2 | 22 | 10 | 11 | 1 | .477 |
| 1905-06 | D.A. Killian | 2 | 23 | 14 | 9 | 0 | .609 |
| 1907 | J. Phillips | 1 | 18 | 11 | 7 | 1 | .611 |
| 1908-09 | E.R. Wingard | 2 | 39 | 16 | 22 | 1 | .423 |
| 1910-11 | J.W. Mayhew | 2 | 31 | 15 | 16 | 0 | .484 |
| 1912-13 | Bob Pender | 2 | 32 | 15 | 17 | 0 | .469 |
| 1914-21 | Doc Stroud | 8 | 138 | 73 | 58 | 5 | .563 |
| 1922-23 | Branch Boccock | 2 | 32 | 15 | 15 | 2 | .500 |
| 1924 | Moon Ducote | 1 | 13 | 4 | 9 | 0 | .308 |
| 1925-26 | Mike Donahue | 2 | 33 | 15 | 15 | 3 | .500 |
| 1927-42/46-56 | Harry Rabenhorst | 27 | 446 | 220 | 226 | 3 | .493 |
| 1943-45 | A.L. Swanson | 3 | 48 | 27 | 21 | 0 | .563 |
| 1957-63 | Ray Didier | 7 | 183 | 104 | 79 | 0 | .568 |
| 1964-65 | Jim Waldrop | 2 | 41 | 17 | 24 | 0 | .415 |
| 1966-78 | Jim Smith | 13 | 489 | 238 | 251 | 0 | .486 |
| 1979-83 | Jack Lamabe | 5 | 249 | 134 | 115 | 0 | .538 |
| 1984-2001 | Skip Bertman | 18 | 1,203 | 870 | 330 | 3 | .724 |
| 2002-2006 | Smoke Laval | 5 | 320 | 210 | 109 | 1 | .658 |
| 2007-present | Paul Mainieri | 6 | 382 | 258 | 122 | 2 | .678 |
| TOTALS | 25 COACHES | 117 | 3,784 | 2286 | 1475 | 23 | .607 |

All-Time Series Records

Table listing baseball records for various teams including Alabama, Auburn, Clemson, Duke, Florida, Georgia, Kentucky, LSU, Michigan, etc. Columns include Team, First Game, Last Game, Total Games, W-L-T, and PCT.

Table listing baseball records for various teams including Arkansas, Baylor, Boston College, Cal State Fullerton, Cincinnati, Cornell, Duke, Florida, Georgia Tech, Illinois, Indiana, Iowa, Kansas, Kentucky, Louisiana, Maryland, Miami, Michigan, Mississippi, North Carolina, Ohio State, Oklahoma, Oregon, Pennsylvania, Princeton, Purdue, Rice, Saint Louis, South Carolina, Southern California, Tennessee, Texas, UCLA, Virginia, Wake Forest, etc. Columns include Team, First Game, Last Game, Total Games, W-L-T, and PCT.

2013 Opponents in Bold

1893 (1-0) Coach E.B. Young

Tulane W, 10-8

1894 - No Games**1895 (0-3-1) No Coach**Baton Rouge Reds L, 5-14
Centenary (Jackson) L, 4-5
Centenary (Jackson) T, 11-11
Tulane L, 11-12**1896 - No Games****1897 (3-3) Coach E.A. Scott**Baton Rouge W, 17-11
Clinton Mil. Academy W, 7-6
Centenary (Jackson) L, 16-17
at Clinton Mil. Acad. L, 4-6
Clinton Mil. Acad. L, 4-6
Tulane W, 31-8**1898 (2-3) Coach A. W. Jeardeau**Centenary W, 17-13
Tulane L, 15-19
Centenary (Jackson) L, 4-11
Centenary (Jackson) W, 28-9
at Tulane L, 8-13**1899 (5-5-1) Coach C.V. Cusachs**St. Vincent Academy W, 10-0
Plaquemine Greys W, 15-4
Texas L, 6-8
at Plaquemine Greys W, 9-8
at Jefferson Mil. Acad. W, 12-1
at Jefferson Mil. Acad. W, 10-2
at Texas L, 0-3
at Texas L, 4-5
at Texas L, 1-4
Tulane T, 5-5
at Tulane L, 5-7**1900 (2-3-1) Coach L.P. Piper**at Jefferson Mil. Acad. T, 12-12
at Jefferson Mil. Acad. L, 2-11
at Tulane W, 8-7
Tulane W, 9-5
Tulane L, 7-10
St. Vincent Academy L, 10-11**1901 (6-3) Coach L.P. Piper**Miss. College (Clinton) L, 6-8
at Jefferson Mil. Acad. W, 16-13
Chamberlain Hunt W, 17-0
Texas W, 2-1
Texas L, 1-6
Jefferson Mil. Acad. W, 7-6
Jefferson Mil. Acad. W, 9-0
LSU Alumni W, 8-4**1902 (6-6-1) Coach W.S. Borland**Chamberlain Hunt W, 7-2
Chamberlain Hunt W, 11-2
at Texas L, 1-20
Texas (S) L, 2-5
Texas (S) T, 1-1
Texas L, 2-5
Louisiana Tech W, 5-0
Louisiana Tech W, 24-0
Baton Rouge L, 1-5
Plaquemine Greys W, 7-3
N.O. YMCA W, 21-0
Jefferson Mil. Acad. L, 2-3
Jefferson Mil. Acad. L, 9-10**1903 (4-5) Coach W.S. Borland**St. Louis L, 1-6
at Jefferson Mil. Acad. W, 16-13
at Jefferson Mil. Acad. W, 6-3
Jefferson Mil. Acad. W, 11-5
Jefferson Mil. Acad. L, 2-6
Texas L, 7-8
Cumberland L, 2-6
Cumberland W, 14-9
at Donaldsonville L, 1-9**1904 - No Games****1905 (4-6) Coach D.A. Killian**Baton Rouge L, 0-14
Baton Rouge L, 6-7
Baton Rouge L, 4-7
Jefferson Mil. Acad. W, 5-2
Jefferson Mil. Acad. L, 3-5
at Tulane L, 4-5
at Tulane L, 1-15
Miss. College W, 12-8
Jefferson College W, 7-1
Tulane W, 16-5**1906 (10-3) Coach D.A. Killian**Alabama W, 2-0
Alabama W, 1-0
Alabama W, 3-2
Tulane L, 0-4
Tulane W, 5-1
Texas L, 0-5
Texas W, 8-3
Texas W, 7-3
at Tulane W, 9-2
at Tulane L, 4-6
at Jefferson College W, 11-1
Mississippi W, 4-2
Mississippi W, 6-1**1907 (11-7) Coach J. Phillips**Baton Rouge Reds L, 5-9
Auburn L, 0-4
Auburn L, 3-5
Auburn W, 4-3
at Mississippi L, 0-5
at Mississippi W, 2-0
at Miss. State W, 3-1
at Miss. State W, 5-2
at Miss. State L, 4-7
at Miss. State L, 4-7
at Miss. State W, 8-2
at Alabama W, 3-1
at Alabama W, 8-6
at Marion L, 0-3
at Marion L, 2-3
at Marion W, 4-0
Texas AGM W, 3-2
Tennessee W, 2-0
Tennessee W, 12-11**1908 (9-12-1) Coach E.R. Wingard**Chamberlain Hunt W, 7-2
Chamberlain Hunt W, 5-2
at Jefferson Mil. Acad. L, 2-3
at Jefferson Mil. Acad. W, 13-2
at Jefferson Mil. Acad. L, 3-7
O'Harrigans T, 4-4
at Miss. State L, 1-2
at Miss. State L, 0-4
at Miss. State L, 4-7
at Alabama W, 3-1
at Alabama L, 1-4at Rockhill College W, 3-2
at W. Maryland College W, 7-2
at Gettysburg L, 1-5
at Bucknell L, 1-2
at Yale L, 1-7
at Connecticut A&M L, 4-5
at Lafayette L, 0-1
at Penn. Univ. L, 2-7
at Bucknell W, 3-2
at Renov W, 4-3
at Penn Normal W, 10-0**1909 (7-10) Coach E.R. Wingard**Miss. State W, 7-4
Miss. State L, 7-10
Miss. State W, 7-3
Miss. State W, 3-0
Miss. State L, 1-4
Miss. State L, 0-1
at Jefferson Mil. Acad. L, 1-5
at Jefferson Mil. Acad. W, 2-1
at Jefferson Mil. Acad. L, 5-6
at Mississippi L, 1-7
at Mississippi Loss
at Mississippi W, 5-3
at Miss. College L, 1-4
at Miss. College L, 0-3
at Miss. College L, 2-3
Nashville U. W, 9-3
Nashville U. W, 2-0**1910 (7-9) Coach J.W. Mayhew**Miss. College W, 5-2
Miss. College L, 3-7
Miss. College L, 2-5
at Mississippi W, 2-1
at Mississippi L, 5-8
at Mississippi W, 3-1
at Union L, 1-2
at Union W, 3-0
at Centenary W, 16-4
at Centenary W, 5-0
at Centenary L, 2-13
at Louisiana Tech L, 0-1
at Louisiana Tech L, 0-2
at Louisiana Tech W, 5-2
Texas A&M L, 0-2
Texas A&M L, 1-6**1911 (8-7) Coach J.W. Mayhew**Tulane W, 3-2
Tulane L, 5-6
Miss. College L, 3-8
Miss. College W, 8-2
Miss. College W, 5-3
Mississippi W, 5-4
Mississippi W, 11-6
Mississippi W, 4-2
at Tulane L, 3-5
at Tulane L, 2-3
Miss. College L, 0-3
Miss. College W, 4-0
at Miss. State L, 0-1
at Miss. State W, 2-1
at Miss. State L, 0-5**1912 (8-6) Coach Bob Pender**SW Louisiana W, 8-4
SW Louisiana W, 19-2
Miss. College L, 4-6
Miss. College W, 11-1
Cleveland (NL) L, 0-13
at Tulane L, 1-5at Tulane W, 6-3
at Miss. College W, 5-4
at Miss. State L, 5-6
at Miss. State L, 3-5
at Miss. State L, 0-2
Tulane W, 5-3
Tulane W, 9-6
U.S.S. Nebraska W, 2-1**1913 (7-11) Coach Bob Pender**Jefferson Coll. W, 7-1
Detroit (AL) L, 0-17
Detroit (AL) L, 5-13
SW Louisiana W, 4-3
SW Louisiana W, 8-4
Tulane W, 4-2
Tulane W, 12-2
at Texas L, 6-13
at Texas L, 3-10
at Southwestern (Texas) W, 9-3
at Southwestern (Texas) L, 1-10
at Texas A&M L, 9-11
Miss. State L, 2-10
Miss. State L, 4-7
Miss. State L, 7-1
at Tulane L, 0-2
Tulane L, 3-4
Southwestern (Texas) W, 8-6**1914 (4-8) Coach Doc Stroud**SW Louisiana W, 6-5
Mississippi L, 1-3
Mississippi Loss
La. College W, 18-2
Tulane L, 0-3
Tulane L, 5-13
at Natalbany Reds (Semi-Pro) L, 2-7
at Rice L, 3-5
at Rice L, 6-9
at SW Louisiana L, 0-10
at St. Charles Coll. W, 5-1
Tulane W, 5-4**1915 (10-9-1) Coach Doc Stroud**Detroit (AL) L, 3-9
Loyola W, 10-2
Loyola W, 12-1
Jefferson College W, 7-6
Jefferson College T, 3-3
SW Louisiana W, 7-1
SW Louisiana L, 4-9
Donaldsonville W, 8-3
at Millsaps W, 6-5
Tulane W, 6-5
Tulane W, 19-1
at Mississippi L, 1-3
at Mississippi W, 3-2
at Miss. State L, 1-2
at Miss. State L, 1-4
at Alabama L, 4-10
at Alabama L, 2-9
at Miss. College W, 6-4
at Tulane L, 1-2
at Tulane L, 0-7**1916 (15-8) Coach Doc Stroud**Jefferson College L, 1-2
Jefferson College W, 7-4
Millsaps W, 18-2
Miss. College W, 3-2
Miss. College W, 13-2
New York (NL) L, 1-4
Illinois W, 1-0

| | |
|------------------------|---------|
| Illinois | W, 4-3 |
| at SW Louisiana | W, 1-0 |
| at St. Charles College | W, 14-4 |
| at Rice | W, 3-0 |
| at Rice | W, 1-0 |
| at Texas A&M | L, 0-1 |
| at Texas A&M | L, 3-6 |
| at Baylor | W, 4-1 |
| at Baylor | L, 8-11 |
| Alabama | L, 8-9 |
| Alabama | L, 2-3 |
| Tulane | W, 2-0 |
| Tulane | W, 14-8 |
| Tulane | W, 16-1 |
| Tulane | L, 2-6 |
| Bogalusa (Pro) | W, 6-2 |

1917 (7-4-2) Coach Doc Stroud

| | |
|----------------------|---------|
| at Jefferson College | L, 1-2 |
| St. Charles College | W, 6-0 |
| St. Charles College | W, 5-2 |
| Texas A&M | T, 3-3 |
| at Texas A&M | L, 3-6 |
| at Jefferson College | W, 4-1 |
| Jefferson College | W, 7-3 |
| Illinois | W, 1-0 |
| Illinois | W, 3-1 |
| at Miss. State | T, 0-0 |
| at Miss. State | L, 2-5 |
| at Alabama | L, 2-12 |
| at Alabama | W, 13-2 |

1918 (8-4) Coach Doc Stroud

| | |
|----------------------|---------|
| Jefferson College | W, 5-0 |
| at Jefferson College | W, 7-0 |
| at Jefferson College | W, 15-8 |
| U.S.N.R. (N.O.) | L, 1-4 |
| Miss. State | L, 1-2 |
| Miss. State | W, 11-5 |
| at Alabama | L, 0-2 |
| at Alabama | W, 5-2 |
| at Miss. State | W, 1-0 |
| at Miss. State | W, 1-0 |
| at Alabama | L, 2-4 |
| at Alabama | W, 1-0 |

1919 (12-4) Coach Doc Stroud

| | |
|-------------------|---------|
| Jefferson College | W, 2-1 |
| Jefferson College | W, 9-0 |
| La. College | W, 9-0 |
| La. College | W, 8-0 |
| K. of C. (B.R.) | W, 8-1 |
| SW Louisiana | W, 10-3 |
| SW Louisiana | W, 12-0 |
| Miss. College | W, 17-0 |
| Miss. College | W, 8-2 |
| Stanocolas (B.R.) | W, 7-3 |
| at Tulane | L, 1-5 |
| at Miss. College | W, 9-5 |
| at Miss. State | L, 0-5 |
| at Alabama | L, 1-2 |
| at Alabama | L, 0-9 |
| Tulane | W, 7-1 |

1920 (10-8-1) Coach Doc Stroud

| | |
|------------------------|--------|
| U.S. Marine (3rd Div.) | L, 1-8 |
| Jefferson College | W, 5-2 |
| Jefferson College | L, 2-5 |
| at Millsaps | W, 9-0 |
| at Mississippi | L, 0-2 |
| at Mississippi | L, 4-5 |
| Spring Hill | W, 4-1 |
| Spring Hill | W, 5-0 |

| | |
|-------------------|---------|
| Millsaps | W, 5-1 |
| Millsaps | W, 3-2 |
| Alabama | L, 1-6 |
| Alabama | L, 4-5 |
| at Miss. State | W, 4-2 |
| at Meridian (CSL) | W, 11-4 |
| at Alabama | L, 0-4 |
| at Alabama | L, 1-4 |
| La. Tech | W, 4-3 |
| La. Tech | W, 4-0 |
| Stanocolas (BR) | T, 2-2 |

1921 (9-11-1) Coach Doc Stroud

| | |
|--------------------|----------|
| Jefferson College | W, 10-4 |
| Jefferson College | W, 10-1 |
| Spring Hill | L, 15-16 |
| Indianapolis (Pro) | L, 0-10 |
| Mississippi | W, 5-4 |
| Mississippi | L, 3-4 |
| Miss. State | L, 0-1 |
| Miss. State | L, 0-6 |
| Miss. College | W, 4-1 |
| Miss. College | W, 5-2 |
| Hattiesburg Normal | L, 2-3 |
| Alabama | L, 0-4 |
| Alabama | W, 5-4 |
| Miss. College | T, 3-3 |
| Miss. College | W, 4-2 |
| Miss. College | L, 0-1 |
| Miss. College | L, 0-2 |
| Spring Hill | W, 11-0 |
| Spring Hill | L, 1-3 |
| Stanocolas (B.R.) | W, 12-1 |
| Stanocolas (B.R.) | L, 3-8 |

1922 (7-6) Coach Branch Bocock

| | |
|--------------------|---------|
| Miss. College | L, 1-7 |
| Miss. State | L, 5-9 |
| Miss. State | W, 5-4 |
| New Orleans (S.L.) | L, 0-15 |
| at Loyola N.O. | W, 12-5 |
| at Loyola N.O. | L, 1-4 |
| Mississippi | W, 8-3 |
| Mississippi | W, 4-1 |
| Texas | L, 3-5 |
| Texas | W, 9-8 |
| at Miss. College | W, 4-1 |
| at Miss. College | L, 3-4 |
| at Alabama | W, 8-6 |

1923 (8-9-2) Coach Branch Bocock

| | |
|-------------------|---------|
| Mississippi | L, 1-2 |
| Mississippi | W, 3-2 |
| at Miss. College | W, 4- |
| at Miss. College | L, 3-8 |
| at Miss. State | L, 2-8 |
| at Miss. State | L, 1-2 |
| Illinois | L, 3-13 |
| Illinois | T, 6-6 |
| Spring Hill | W, 4-1 |
| Alabama | L, 6-9 |
| Alabama | L, 4-5 |
| at Tulane | W, 4-2 |
| at Tulane | L, 3-6 |
| at Spring Hill | L, 0-6 |
| at Spring Hill | W, 12-6 |
| at St. Stanislaus | W, 5-2 |
| at St. Stanislaus | W, 13-7 |
| Tulane | W, 6-5 |
| Tulane | T, 6-6 |

1924 (4-9) Coach Moon Ducote

| | |
|-----------------|---------|
| at SW Louisiana | W, 11-1 |
| at SW Louisiana | W, 9-4 |
| Miss. State | L, 5-14 |
| Spring Hill | W, 5-3 |
| Spring Hill | L, 3-13 |
| Illinois | L, 4-8 |
| Illinois | L, 5-6 |
| Miss. College | L, 2-3 |
| Miss. College | L, 4-6 |
| Tulane | L, 3-7 |
| Tulane | W, 4-3 |
| at Tulane | L, 4-8 |
| at Tulane | L, 1-2 |

1925 (5-9-2) Coach Mike Donahue

| | |
|----------------|---------|
| Stanocolas | W, 5-2 |
| SW Louisiana | L, 4-9 |
| Stanocolas | W, 7-2 |
| Stanocolas | T, 9-9 |
| Chicago (AL) | L, 7-17 |
| Iowa | L, 3-4 |
| Iowa | T, 4-4 |
| at Tulane | L, 5-6 |
| at Tulane | L, 6-7 |
| Tulane | W, 7-4 |
| Tulane | W, 14-7 |
| at Miss. State | L, 4-10 |
| at Miss. State | L, 6-17 |
| at La. Tech | L, 3-6 |
| at La. Tech | W, 27-6 |
| at La. Tech | L, 2-7 |

1926 (10-6-1) Coach Mike Donahue

| | |
|-----------------|----------|
| B.R. YMCA | W, 6-0 |
| Miss. State | L, 4-12 |
| Indiana | W, 17-11 |
| Indiana | T, 3-3 |
| at SW Louisiana | W, 9-2 |
| at Miss. State | L, 3-1 |
| at Miss. State | W, 9-7 |
| at Mississippi | L, 2-5 |
| at Mississippi | L, 2-5 |
| Tulane | W, 2-0 |
| at Tulane | L, 2-4 |
| at Tulane | W, 4-2 |
| at La. Normal | W, 3-2 |
| at La. Normal | W, 6-3 |
| La. Tech | W, 9-3 |
| La. Tech | L, 1-4 |
| La. Tech | W, 1-0 |

1927 (8-6) Coach Harry Rabenhorst

| | |
|----------------|---------|
| SW Louisiana | W, 6-0 |
| SW Louisiana | W, 3-2 |
| at La. Tech | W, 7-2 |
| at Centenary | L, 2-6 |
| at Centenary | L, 3-5 |
| at Loyola N.O. | W, 11-4 |
| at Loyola N.O. | L, 7-9 |
| Loyola N.O. | W, 5-0 |
| Loyola N.O. | W, 11-5 |
| Alabama | L, 1-6 |
| Alabama | L, 1-2 |
| Stanocolas | L, 5-6 |
| Tulane | W, 7-1 |
| Tulane | W, 4-0 |

1928 (7-11) Coach Harry Rabenhorst

| | |
|----------------|----------|
| Stanocolas | L, 2-3 |
| Stanocolas | W, 6-4 |
| Iowa | L, 1-13 |
| Iowa | L, 0-3 |
| Notre Dame | L, 3-5 |
| at Tulane | L, 4-7 |
| at Alabama | W, 1-0 |
| at Alabama | L, 3-7 |
| Miss. State | W, 1-0 |
| Miss. State | L, 0-12 |
| at Loyola N.O. | W, 12-4 |
| at Loyola N.O. | W, 9-8 |
| Tulane | W, 7-6 |
| Tulane | L, 3-6 |
| La. Normal | W, 13-0 |
| La. Normal | L, 2-10 |
| Louisiana Tech | L, 13-14 |
| Louisiana Tech | L, 3-7 |

1929 (3-6) Coach Harry Rabenhorst

| | |
|-------------|--------|
| Illinois | L, 4-7 |
| Illinois | W, 9-6 |
| Alabama | L, 2-9 |
| Alabama | L, 0-1 |
| Mississippi | L, 0-7 |
| at Tulane | W, 8-6 |
| at Tulane | L, 0-3 |
| Tulane | L, 6-7 |
| Tulane | W, 5-4 |

1930 (6-8) Coach Harry Rabenhorst

| | |
|-------------------|---------|
| Miss. S.C. | W, 6-5 |
| Baton Rouge (CSL) | Loss |
| at Miss. State | L, 4-8 |
| at Miss. State | L, 4-8 |
| at Alabama | L, 3-18 |
| at Alabama | L, 0-5 |
| at Mississippi | Loss |
| at Mississippi | Loss |
| Spring Hill | L, 5-6 |
| Spring Hill | W, 5-4 |
| at Tulane | W, 8-4 |
| at Tulane | W, 12-4 |
| Tulane | W, 12-4 |
| Tulane | W, 10-1 |

1931 (3-6-1) Coach Harry Rabenhorst

| | |
|-------------------|----------|
| Minnesota | W, 6-4 |
| Alabama | L, 1-7 |
| Alabama | T, 18-18 |
| Miss. State | W, 7-3 |
| Miss. State | L, 2-8 |
| at Miss. State | W, 2-1 |
| at Alabama | L, 3-13 |
| Baton Rouge (CSL) | L, 6-9 |
| Mississippi | L, 3-5 |
| Mississippi | L, 5-7 |

1932 (4-7-1) Coach Harry Rabenhorst

| | |
|-------------------|----------|
| Miss. State | W, 7-6 |
| Miss. State | L, 6-8 |
| at Alabama | L, 0-7 |
| at Alabama | L, 5-28 |
| at Miss. State | L, 0-12 |
| at Miss. State | L, 10-13 |
| Alabama | L, 4-9 |
| Alabama | T, 3-3 |
| Baton Rouge (CSL) | Loss |
| Tulane | W, 7-1 |
| Tulane | W, 6-2 |
| Tulane | W, 11-10 |

1933 (3-7) Coach Harry Rabenhorst

| | |
|-------------------|---------|
| Miss. State | L, 0-3 |
| Miss. State | L, 2-9 |
| Louisiana Tech | L, 0-12 |
| Louisiana Tech | W, 11-2 |
| at Miss. State | L, 0-1 |
| at Miss. State | W, 17-5 |
| Baton Rouge (CSL) | L, 0-12 |
| Baton Rouge (CSL) | W, 8-4 |
| at Louisiana Tech | L, 8-9 |
| at Louisiana Tech | L, 2-4 |

1934 (6-8-1) Coach Harry Rabenhorst

| | |
|-------------------|---------|
| Longview | L, 3-4 |
| Alabama | L, 1-13 |
| Alabama | L, 1-15 |
| Miss. State | L, 2-11 |
| Louisiana Tech | W, 6-0 |
| Louisiana Tech | L, 3-4 |
| Baton Rouge (CSL) | T, 2-2 |
| at Miss. S.C. | W, 10-9 |
| Miss. S.C. | L, 6-25 |
| at Alabama | L, 7-10 |
| at Alabama | L, 8-13 |
| Mississippi | W, 10-6 |
| Mississippi | W, 6-5 |
| at Louisiana Tech | W, 5-0 |
| at Louisiana Tech | W, 6-1 |

1935 (8-7) Coach Harry Rabenhorst

| | |
|--------------------|---------|
| Purdue | W, 4-3 |
| Purdue | W, 11-1 |
| Alabama | L, 0-10 |
| Alabama | W, 3-2 |
| at Opelousas (Pro) | L, 1-3 |
| at Alabama | L, 0-6 |
| at Alabama | L, 2-3 |
| at Miss. State | L, 5-15 |
| at Miss. State | L, 5-6 |
| Miss. State | W, 5-2 |
| Miss. State | L, 2-16 |
| Mississippi | W, 1-0 |
| Mississippi | W, 5-4 |
| Louisiana Tech | W, 5-4 |
| Louisiana Tech | W, 9-6 |

1936 (15-4) Coach Harry Rabenhorst

| | |
|---------------------|---------|
| Miss. College | W, 11-4 |
| Miss. College | W, 6-5 |
| Minnesota | W, 13-6 |
| Minnesota | W, 12-1 |
| Alabama | W, 6-3 |
| Alabama | L, 5-11 |
| Miss. State | W, 6-0 |
| at Auburn | W, 6-4 |
| at Auburn | W, 16-4 |
| at Lanier H.S. | W, 23-2 |
| at Alabama | L, 8-9 |
| at Alabama | L, 8-10 |
| at Miss. State | L, 3-4 |
| at Miss. State | W, 3-2 |
| at Louisiana Tech | W, 13-1 |
| at Louisiana Tech | W, 6-1 |
| at Monroe All-Stars | W, 8-0 |
| Mississippi | W, 8-1 |
| Mississippi | W, 28-7 |

1937 (12-14) Coach Harry Rabenhorst

| | |
|-------------------|----------|
| Southeastern La. | L, 1-10 |
| Miss. College | W, 6-0 |
| Miss. College | W, 7-0 |
| Iowa | W, 5-4 |
| Iowa | W, 6-4 |
| Miss. State | L, 1-5 |
| Miss. State | L, 4-10 |
| Northwestern III. | L, 1-3 |
| Northwestern III. | W, 6-5 |
| Alabama | L, 2-15 |
| Alabama | L, 3-13 |
| at Miss. State | L, 4-5 |
| at Miss. State | L, 2-13 |
| at Alabama | L, 1-9 |
| at Alabama | L, 0-15 |
| Louisiana Tech | W, 6-1 |
| Louisiana Tech | L, 5-9 |
| Tulane | W, 17-13 |
| Tulane | W, 10-5 |
| at Mississippi | L, 0-16 |
| Mississippi | W, 6-3 |
| Mississippi | L, 5-11 |
| at Tulane | W, 11-10 |
| at Tulane | W, 7-6 |
| at Louisiana Tech | L, 4-6 |
| at Louisiana Tech | W, 4-2 |

1938 (7-8-1) Coach Harry Rabenhorst

| | |
|-------------------|---------|
| Minnesota | L, 5-6 |
| Essos | L, 2-5 |
| Alabama | L, 6-7 |
| Northwestern III. | W, 7-6 |
| Northwestern III. | W, 6-4 |
| at Mississippi | T, 0-0 |
| at Alabama | L, 4-5 |
| at Alabama | L, 5-12 |
| at Miss. State | L, 1-4 |
| at Miss. State | W, 8-1 |
| Louisiana Tech | W, 12-7 |
| Louisiana Tech | W, 7-1 |
| Mississippi | L, 3-4 |
| Mississippi | W, 11-5 |
| Tulane | L, 6-8 |
| Tulane | W, 17-7 |

**1939 (22-6) Coach Harry Rabenhorst
SEC Champions**

| | |
|----------------------|----------|
| NY Giant Yannigens | W, 20-2 |
| Minnesota | W, 7-4 |
| Minnesota | W, 6-3 |
| Minnesota | W, 4-0 |
| Minnesota | W, 6-0 |
| at Abbeville | L, 2-18 |
| Northwestern III. | W, 8-5 |
| Northwestern III. | L, 2-6 |
| Mississippi | L, 5-8 |
| Mississippi | W, 8-0 |
| Alabama | W, 9-2 |
| Alabama | W, 4-3 |
| N. Illinois Tech | W, 18-6 |
| Miss. State | W, 8-3 |
| Miss. State | W, 4-1 |
| at Alabama | W, 8-7 |
| at Alabama | L, 9-10 |
| at Miss. State | W, 5-4 |
| at Tulane | W, 11-3 |
| at Tulane | W, 10-1 |
| Tulane | W, 16-0 |
| at Essos (Semi-pro) | W, 4-0 |
| at Northwestern III. | W, 6-1 |
| at Northwestern III. | W, 20-12 |
| at Minnesota | L, 2-9 |
| at Minnesota | L, 2-3 |

| | |
|-------------------|--------|
| at Minnesota | W, 5-0 |
| at Luther College | W, 4-3 |

1940 (16-5) Coach Harry Rabenhorst

| | |
|-------------------|---------|
| New Orleans (Pro) | W, 5-4 |
| Northwestern III. | W, 10-1 |
| Northwestern III. | W, 4-0 |
| Minnesota | W, 7-4 |
| Minnesota | W, 5-1 |
| Illinois | L, 1-2 |
| Illinois | W, 2-0 |
| Alabama | L, 4-6 |
| Alabama | L, 4-7 |
| Miss. State | W, 7-0 |
| Miss. State | W, 8-2 |
| at Alabama | L, 4-7 |
| at Miss. State | W, 21-5 |
| at Mississippi | W, 6-3 |
| at Mississippi | W, 4-1 |
| Mississippi | W, 3-0 |
| Mississippi | W, 4-0 |
| Tulane | W, 17-1 |
| Tulane | W, 10-1 |
| at Tulane | L, 4-5 |
| at Tulane | W, 9-1 |

1941 (10-13) Coach Harry Rabenhorst

| | |
|-------------------|---------|
| Minnesota | W, 2-1 |
| Minnesota | W, 2-1 |
| Nashville (Pro) | L, 1-5 |
| Illinois | L, 2-7 |
| Illinois | W, 6-5 |
| Miss. State | L, 0-14 |
| Miss. State | W, 10-2 |
| Northwestern III. | W, 10-8 |
| Iowa | W, 3-2 |
| Iowa | L, 2-3 |
| Alabama | W, 7-6 |
| Alabama | W, 10-5 |
| at Alabama | L, 2-3 |
| at Alabama | L, 5-10 |
| Miss. State | L, 1-4 |
| Miss. State | L, 4-5 |
| Tulane | W, 4-0 |
| Tulane | L, 2-7 |
| at Tulane | W, 2-1 |
| at Tulane | L, 1-3 |
| Ole Miss | L, 2-3 |
| Ole Miss | L, 3-4 |
| at Essos (Pro) | L, 3-4 |

1942 (9-9) Coach Harry Rabenhorst

| | |
|--------------------|---------|
| Nashville (Pro) | L, 3-4 |
| at Essos (Pro) | L, 4-5 |
| Nashville (Pro) | W, 11-3 |
| at Pensacola Naval | L, 4-7 |
| at Pensacola Naval | W, 9-6 |
| Miss. State | L, 0-1 |
| Miss. State | W, 3-2 |
| at Essos (Pro) | L, 3-14 |
| Alabama | L, 3-11 |
| Alabama | L, 3-9 |
| at Miss. State | W, 4-1 |
| at Miss. State | L, 3-26 |
| at Tulane | W, 5-4 |
| at Tulane | L, 6-7 |
| Tulane | W, 9-2 |
| Tulane | W, 13-2 |
| at Mississippi | W, 12-1 |
| at Mississippi | W, 4-1 |

**1943 (13-8) Coach A.L. Swanson
SEC Champions**

| | |
|----------------------|---------|
| at Camp Livingston | L, 1-4 |
| at Camp Livingston | L, 8-10 |
| at New Orleans Naval | L, 2-3 |
| Miss. State | W, 6-3 |
| Miss. State | W, 4-0 |
| Mississippi | W, 4-1 |
| Mississippi | W, 6-0 |
| at Camp Shelby | W, 15-1 |
| at Alabama | W, 2-1 |
| at Alabama | L, 1-6 |
| at Miss. State | W, 16-5 |
| at Miss. State | L, 5-6 |
| at Mississippi | W, 6-1 |
| at Mississippi | W, 6-4 |
| at Selman Field | W, 11-7 |
| at Camp Livingston | L, 6-10 |
| at Tulane | W, 7-3 |
| at Tulane | W, 7-3 |
| Tulane | W, 5-4 |
| Tulane | L, 3-8 |
| New Orleans Naval | L, 3-11 |

1944 (4-8) Coach A.L. Swanson

| | |
|-----------------------|---------|
| at Camp Livingston | L, 4-5 |
| at Camp Livingston | L, 1-10 |
| Lake Charles Air Base | W, 4-2 |
| at Selman Field | L, 1-4 |
| at Selman Field | L, 3-10 |
| SW Louisiana | L, 3-6 |
| Hardin Field | L, 0-2 |
| at Tulane | W, 5-3 |
| at Tulane | L, 3-8 |
| at SW Louisiana | W, 9-5 |
| Tulane | W, 3-1 |
| Tulane | L, 0-1 |

1945 (11-7) Coach A.L. Swanson

| | |
|---------------------|---------|
| Algiers Naval | W, 10-0 |
| Alexandria Air Base | W, 2-1 |
| Keesler Field | W, 8-4 |
| Selman Field | W, 6-2 |
| Tulane | W, 7-5 |
| Tulane | L, 6-10 |
| Tulane | W, 5-1 |
| Alexandria Air Base | L, 2-6 |
| Alabama | L, 5-11 |
| Alabama | W, 16-9 |
| Miss. State | W, 6-0 |
| Miss. State | W, 14-0 |
| Selman Field | L, 2-18 |
| Camp Shelby | L, 5-6 |
| Keesler Field | L, 3-7 |
| BR All Stars | W, 2-0 |
| BR All Stars | L, 3-7 |

**1946 (10-5) Coach Harry Rabenhorst
SEC Champions**

| | |
|-----------------|---------|
| Trout-Goodpine | W, 3-2 |
| Miss. State | W, 21-0 |
| Miss. State | W, 19-1 |
| Mississippi | L, 3-4 |
| Mississippi | L, 5-6 |
| Miss. State | W, 9-6 |
| Miss. State | W, 12-1 |
| Alabama | W, 4-3 |
| Alabama | W, 13-2 |
| Alabama | L, 2-5 |
| Alabama | W, 7-2 |
| Pensacola Naval | L, 2-3 |
| Pensacola Naval | L, 0-7 |
| Tulane | W, 7-4 |
| Tulane | W, 4-2 |

1947 (10-9-1) Coach Harry Rabenhorst

| | |
|----------------------|----------|
| Southeastern La. | W, 16-5 |
| Northwestern Ill. | L, 12-13 |
| Louisiana Tech | W, 9-8 |
| Louisiana Tech | W, 6-3 |
| Iowa | T, 6-6 |
| Iowa | L, 1-6 |
| Miss. State | L, 5-9 |
| Miss. State | W, 5-4 |
| Illinois Wesleyan | W, 11-8 |
| N. Ill. St. Teachers | W, 21-7 |
| Alabama | L, 2-4 |
| Miss. State | W, 13-3 |
| Miss. State | L, 4-7 |
| Alabama | L, 2-4 |
| Alabama | W, 4-3 |
| Keesler Field | W, 8-0 |
| Tulane | W, 15-3 |
| Tulane | L, 2-9 |
| Tulane | L, 3-5 |
| Tulane | L, 2-7 |

1948 (7-14-1) Coach Harry Rabenhorst

| | |
|----------------------|----------|
| Illinois | L, 0-7 |
| Illinois | T, 3-3 |
| Northwestern Ill. | L, 4-5 |
| Keesler Field | W, 17-8 |
| at Houma | W, 14-10 |
| N. Ill. St. Teachers | W, 3-2 |
| Miss. State | L, 3-5 |
| Miss. State | W, 17-16 |
| Alabama | L, 2-5 |
| Alabama | W, 8-7 |
| at Miss. State | L, 2-6 |
| at Miss. State | L, 8-15 |
| at Alabama | L, 0-13 |
| at Alabama | L, 3-5 |
| at Keesler Field | L, 2-6 |
| at Mississippi | W, 6-5 |
| at Mississippi | L, 10-17 |
| at Tulane | L, 8-11 |
| Tulane | L, 4-5 |
| Tulane | L, 4-6 |
| Tulane | W, 7-6 |
| SW Louisiana | L, 6-10 |

1949 (6-11) Coach Harry Rabenhorst

| | |
|---------------------|---------|
| Keesler Field | L, 1-5 |
| Illinois Wesleyan | L, 2-8 |
| BR Red Sticks (Pro) | W, 8-7 |
| Miss. State | L, 7-9 |
| Miss. State | L, 7-9 |
| at Alabama | W, 4-0 |
| at Alabama | L, 4-5 |
| at Miss. State | L, 2-7 |
| at Miss. State | L, 4-16 |
| Alabama | L, 6-8 |
| Alabama | L, 0-8 |
| Mississippi | W, 8-2 |
| Mississippi | W, 5-3 |
| Tulane | W, 15-3 |
| Tulane | W, 2-1 |
| at Tulane | L, 4-5 |
| at Tulane | L, 3-4 |

1950 (5-9-1) Coach Harry Rabenhorst

| | |
|---------------|---------|
| Keesler Field | W, 10-2 |
| Miss. State | W, 11-2 |
| Alabama | L, 4-5 |
| Alabama | L, 3-5 |
| Purdue | W, 8-4 |
| Purdue | W, 4-1 |
| at Alabama | L, 3-5 |

| | |
|----------------|----------|
| at Alabama | L, 11-15 |
| at Miss. State | W, 4-3 |
| at Miss. State | L, 2-5 |
| at Miss. State | L, 1-7 |
| BR Essos | L, 0-3 |
| at BR Essos | L, 5-10 |
| at Tulane | L, 6-8 |
| at Tulane | T, 2-2 |

1951 (10-6) Coach Harry Rabenhorst

| | |
|-------------------|---------|
| Illinois | W, 3-2 |
| Illinois | W, 2-1 |
| Illinois Wesleyan | W, 18-6 |
| Alabama | L, 5-8 |
| Alabama | W, 5-1 |
| Auburn | W, 5-2 |
| Auburn | W, 3-0 |
| BR Red Sticks | W, 11-7 |
| at Mississippi | L, 2-8 |
| at Mississippi | L, 1-4 |
| at Miss. State | W, 16-2 |
| Mississippi | W, 6-5 |
| at Tulane | L, 6-17 |
| at Tulane | L, 3-5 |
| Tulane | L, 1-2 |
| Tulane | W, 7-3 |

1952 (9-11) Coach Harry Rabenhorst

| | |
|--------------------|----------|
| Southern Illinois | L, 3-7 |
| Crowley Millers | W, 6-5 |
| at Alabama | L, 0-2 |
| at Alabama | L, 2-11 |
| at Auburn | L, 4-5 |
| at Auburn | L, 6-7 |
| Mississippi | W, 6-1 |
| Mississippi | L, 2-9 |
| BR Red Sticks | W, 10-2 |
| at Crowley Millers | L, 8-13 |
| Miss State | W, 4-0 |
| Miss. State | W, 10-9 |
| at Miss. State | W, 7-6 |
| at Miss. State | L, 7-8 |
| at Mississippi | W, 8-5 |
| at Mississippi | W, 6-5 |
| Tulane | W, 4-3 |
| Tulane | L, 8-11 |
| at Tulane | L, 1-3 |
| at Tulane | L, 10-18 |

1953 (8-10) Coach Harry Rabenhorst

| | |
|-----------------------|----------|
| Auburn | L, 5-6 |
| Auburn | W, 11-7 |
| at Loyola | W, 17-13 |
| Loyola | L, 3-5 |
| Mississippi | W, 10-9 |
| Mississippi | W, 10-6 |
| Miss. State | L, 0-13 |
| Miss. State | L, 1-2 |
| Alabama | W, 10-1 |
| Alabama | W, 11-2 |
| at Mississippi | L, 2-10 |
| at Miss. State | L, 7-16 |
| at Miss. State | W, 11-4 |
| at Tulane | L, 7-8 |
| at Tulane | L, 1-3 |
| Ponchatoula Athletics | L, 11-12 |
| Tulane | W, 10-4 |
| Tulane | L, 7-8 |

1954 (8-11) Coach Harry Rabenhorst

| | |
|----------------|---------|
| SE Louisiana | W, 6-3 |
| Miss. State | L, 6-7 |
| Miss. State | W, 7-4 |
| at Loyola | W, 15-8 |
| at Tulane | L, 0-4 |
| at Tulane | L, 9-14 |
| Cincinnati | L, 4-10 |
| at Miss. State | L, 1-7 |
| at Miss. State | L, 1-2 |
| at Alabama | L, 8-13 |
| at Alabama | W, 9-6 |
| Loyola | W, 6-5 |
| at Mississippi | L, 0-10 |
| Vanderbilt | L, 3-5 |
| Vanderbilt | W, 13-3 |
| Mississippi | W, 6-3 |
| Mississippi | W, 7-0 |
| Tulane | L, 1-5 |
| Tulane | L, 1-3 |

1955 (6-17) Coach Harry Rabenhorst

| | |
|---------------------|----------|
| at Shell Oilers | L, 2-5 |
| at Florida State | L, 3-5 |
| at Florida Southern | L, 4-6 |
| at Florida Southern | W, 6-4 |
| Shell Oilers | W, 11-4 |
| Mississippi | L, 2-6 |
| Mississippi | L, 3-16 |
| at Miss. State | W, 9-4 |
| at Miss. State | L, 2-3 |
| at Alabama | L, 2-7 |
| BR Red Sticks | L, 8-12 |
| Loyola | L, 3-10 |
| Alabama | L, 3-10 |
| Alabama | L, 1-3 |
| at Mississippi | L, 3-9 |
| at Mississippi | L, 2-3 |
| Miss. State | L, 0-12 |
| Miss. State | L, 10-13 |
| at Loyola | L, 6-8 |
| Tulane | W, 4-3 |
| Tulane | W, 12-6 |
| at Tulane | L, 7-8 |
| at Tulane | W, 5-3 |

1956 (9-11) Coach Harry Rabenhorst

| | |
|-------------------|---------|
| SE La. College | L, 7-13 |
| Shell Oilers | W, 6-5 |
| Alabama | W, 1-0 |
| Alabama | L, 1-2 |
| Alabama | L, 5-8 |
| at Mississippi | W, 2-1 |
| at Mississippi | L, 2-8 |
| at Mississippi | L, 0-11 |
| at Centenary | L, 1-2 |
| Tulane | W, 5-4 |
| Tulane | L, 6-8 |
| at Vanderbilt | L, 7-10 |
| at Vanderbilt | W, 14-2 |
| at Vanderbilt | W, 13-4 |
| Mississippi State | W, 3-0 |
| Mississippi State | L, 1-10 |
| Mississippi State | L, 1-10 |
| Mississippi State | W, 5-2 |
| Loyola | W, 10-4 |
| at Tulane | L, 1-7 |
| at Tulane | L, 8-10 |

1957 (8-11) Coach Ray Didier

| | |
|-------------------|---------|
| SE Louisiana | W, 11-2 |
| Alabama | W, 3-2 |
| Alabama | L, 0-2 |
| Mississippi | W, 9-1 |
| Mississippi | L, 0-4 |
| Mississippi | L, 5-6 |
| SE Louisiana | L, 3-11 |
| Shell Oilers | L, 1-6 |
| Loyola | L, 4-12 |
| Tulane | L, 5-8 |
| Vanderbilt | L, 7-8 |
| Vanderbilt | W, 3-1 |
| Vanderbilt | L, 0-2 |
| Centenary | W, 7-5 |
| Mississippi State | L, 1-4 |
| Mississippi State | L, 1-4 |
| Mississippi State | W, 2-0 |
| Tulane | W, 4-1 |
| Tulane | W, 1-0 |

1958 (14-11) Coach Ray Didier

| | |
|------------------------|----------|
| Southwestern La. | L, 2-8 |
| Southern Illinois | W, 5-4 |
| Southern Illinois | L, 4-5 |
| Southern Illinois | W, 13-10 |
| Mississippi State | L, 2-5 |
| Mississippi State | W, 7-3 |
| Alabama | L, 1-6 |
| Alabama | W, 9-3 |
| N. Illinois | L, 3-5 |
| Southwestern (Memphis) | W, 8-7 |
| Southeastern La. | L, 10-11 |
| Tulane | W, 7-4 |
| Tulane | W, 5-4 |
| Mississippi | L, 1-5 |
| Loyola | W, 6-2 |
| Mississippi | W, 2-1 |
| Mississippi | L, 4-5 |
| Alabama | L, 8-11 |
| Alabama | L, 4-6 |
| Southwestern La. | W, 5-2 |
| Tulane | W, 16-14 |
| Tulane | W, 6-0 |
| Loyola | L, 5-6 |
| Mississippi State | W, 3-1 |
| Mississippi State | W, 7-5 |

1959 (16-17) Coach Ray Didier

| | |
|----------------------|----------|
| Loyola | W, 14-10 |
| Southwestern | W, 7-0 |
| at Southwestern | L, 4-8 |
| N. Illinois | W, 3-1 |
| S. Illinois | L, 6-11 |
| Northeast La. | L, 0-2 |
| Northeast La. | L, 15-16 |
| Northeast La. | L, 2-7 |
| Northeast La. | W, 6-1 |
| Mississippi State | W, 10-0 |
| at Mississippi State | L, 0-7 |
| Northwestern | W, 8-3 |
| Oklahoma | L, 3-4 |
| Wheaton | W, 21-4 |
| Mississippi | L, 0-7 |
| Mississippi | W, 8-5 |
| Mississippi State | L, 6-8 |
| Mississippi State | W, 6-4 |
| Alabama | W, 4-3 |
| Alabama | L, 3-8 |
| Mississippi State | L, 2-3 |
| Mississippi State | L, 3-4 |
| Loyola | W, 5-4 |
| Alabama | W, 5-1 |

| | |
|-----------------|--------|
| Alabama | W, 9-3 |
| at Mississippi | L, 4-7 |
| at Mississippi | L, 5-9 |
| at Southwestern | L, 1-2 |
| Tulane | L, 7-9 |
| Tulane | W, 6-1 |
| Southwestern | W, 7-5 |
| at Tulane | W, 4-3 |
| at Tulane | L, 2-3 |

1960 (15-14) Coach Ray Didier

| | |
|----------------------|---------|
| at Loyola | L, 9-12 |
| Southwestern | W, 9-1 |
| Southeastern | W, 7-5 |
| N. Illinois | W, 11-0 |
| N. Illinois | W, 5-1 |
| Mississippi | W, 5-4 |
| Mississippi | L, 3-5 |
| Alabama | W, 5-2 |
| at Mississippi State | L, 5-6 |
| at Mississippi State | W, 8-7 |
| at Mississippi | L, 0-7 |
| at Mississippi | L, 2-13 |
| Loyola | L, 1-5 |
| at Southeastern | L, 1-11 |
| Arkansas | W, 5-1 |
| Mississippi State | W, 6-4 |
| Baylor | L, 0-3 |
| at Northeast | W, 7-6 |
| Northwestern State | W, 3-2 |
| at Mississippi State | L, 1-2 |
| at Mississippi State | L, 9-10 |
| Arkansas | L, 5-11 |
| Tulane | W, 10-0 |
| at Tulane | W, 10-3 |
| at Southwestern | W, 4-3 |
| Tulane | W, 5-0 |
| Tulane | L, 1-2 |
| at Alabama | L, 5-6 |
| at Alabama | L, 1-7 |

1961 (20-5) Coach Ray Didier**SEC Champions**

| | |
|---------------------|---------|
| at Loyola | W, 4-3 |
| Northeast La. | W, 10-4 |
| Southwestern La. | W, 13-1 |
| Mississippi State | W, 4-2 |
| Mississippi State | L, 4-8 |
| Mississippi | W, 4-3 |
| Mississippi | W, 2-1 |
| DePaul | W, 5-4 |
| DePaul | W, 10-0 |
| at Mississippi | W, 4-3 |
| at Mississippi | L, 1-6 |
| at Southeastern | W, 13-1 |
| at Tulane | W, 13-3 |
| at Tulane | L, 2-3 |
| at Southwestern La. | W, 7-6 |
| at Mississippi St. | W, 3-2 |
| at Mississippi St. | W, 4-2 |
| at Alabama | W, 16-3 |
| at Alabama | L, 0-5 |
| Loyola | L, 2-4 |
| Alabama | W, 3-1 |
| Tulane | W, 6-3 |
| Tulane | W, 5-3 |

SEC PLAYOFFS

| | |
|-----------|--------|
| at Auburn | W, 4-3 |
| Auburn | W, 6-5 |

1962 (15-11-1) Coach Ray Didier

| | |
|----------------------|---------|
| at Loyola | L, 2-7 |
| at Loyola | L, 1-2 |
| Northwestern U. | W, 5-1 |
| Northern Illinois | W, 10-8 |
| Northern Illinois | W, 3-0 |
| Tulane | W, 4-0 |
| Tulane | L, 3-8 |
| Northeast La. | W, 5-0 |
| Oklahoma | W, 5-4 |
| at Mississippi | W, 3-2 |
| at Mississippi | L, 3-7 |
| at Alabama | L, 1-7 |
| at Alabama | W, 4-0 |
| Mississippi | W, 12-5 |
| Mississippi | W, 7-1 |
| Mississippi State | W, 4-3 |
| Mississippi State | L, 3-5 |
| Alabama | T, 4-4 |
| Alabama | L, 2-3 |
| Southeastern La. | L, 2-3 |
| Loyola | W, 4-3 |
| Loyola | L, 2-6 |
| at Mississippi State | L, 2-3 |
| at Mississippi State | L, 3-4 |
| at Southeastern La. | W, 8-6 |
| Tulane | W, 2-0 |
| Tulane | W, 7-3 |

1963 (16-10) Coach Ray Didier

| | |
|----------------------|---------|
| Southeastern La. | W, 7-5 |
| Mississippi State | W, 2-1 |
| at Loyola | W, 6-1 |
| Illinois | W, 2-0 |
| at Tulane | W, 2-1 |
| at Tulane | L, 2-4 |
| Northern Illinois | L, 5-6 |
| Alabama | L, 3-14 |
| Alabama | L, 6-13 |
| Mississippi | L, 5-6 |
| Mississippi | L, 3-7 |
| at Mississippi State | W, 6-3 |
| at Mississippi State | W, 4-1 |
| Loyola | L, 1-5 |
| Arkansas | W, 10-5 |
| Arkansas | W, 10-2 |
| at Mississippi | L, 4-5 |
| at Mississippi | W, 10-3 |
| at Alabama | W, 3-2 |
| at Alabama | L, 3-10 |
| at Loyola | L, 5-8 |
| Mississippi State | W, 8-4 |
| Mississippi State | W, 7-3 |
| at Southeastern La. | W, 6-2 |
| Tulane | W, 4-2 |
| Tulane | W, 6-2 |

1964 (11-11-1) Coach Jim Waldrop

| | |
|-------------------|--------|
| Southeastern La. | W, 7-5 |
| Memphis State | W, 4-2 |
| at Loyola | L, 0-4 |
| Memphis State | W, 3-2 |
| at Loyola | L, 0-7 |
| Tulane | L, 0-3 |
| Tulane | L, 1-3 |
| Northern Illinois | L, 1-7 |
| Northern Illinois | L, 0-5 |
| Notre Dame | W, 9-2 |
| Notre Dame | W, 8-7 |
| Alabama | W, 5-4 |
| Alabama | L, 4-5 |
| Mississippi | L, 3-4 |

| | |
|----------------------|---------|
| Mississippi | L, 1-3 |
| Mississippi State | L, 5-11 |
| Mississippi State | W, 5-2 |
| at Loyola | W, 6-5 |
| at Alabama | W, 7-3 |
| at Southeastern La. | W, 4-3 |
| at Mississippi State | L, 2-14 |
| at Mississippi State | W, 14-4 |
| at Tulane | W, 7-5 |

1965 (6-13) Coach Jim Waldrop

| | |
|----------------------|---------|
| at Loyola | L, 3-4 |
| Northern Illinois | W, 5-4 |
| at Tulane | L, 4-6 |
| at Tulane | L, 1-7 |
| Loyola | L, 1-6 |
| at Mississippi State | L, 2-5 |
| at Alabama | L, 0-4 |
| at Alabama | L, 2-11 |
| Mississippi | L, 5-6 |
| Mississippi | W, 8-5 |
| MacMurray | W, 4-3 |
| Mississippi State | W, 6-0 |
| Mississippi State | L, 0-5 |
| Alabama | L, 0-8 |
| Alabama | L, 2-6 |
| Tulane | W, 2-1 |
| Tulane | W, 3-2 |
| at Mississippi | L, 4-15 |
| at Mississippi | L, 5-7 |

1966 (9-14) Coach Jim Smith

| | |
|----------------------|---------|
| Delta State | W, 4-2 |
| Delta State | L, 4-6 |
| at Loyola | L, 5-7 |
| Tulane | L, 2-15 |
| Tulane | L, 2-3 |
| at Mississippi | L, 4-6 |
| at Mississippi | L, 4-5 |
| at Mississippi State | L, 2-9 |
| at Mississippi State | L, 0-3 |
| Illinois State | W, 10-3 |
| Mississippi | W, 9-7 |
| Mississippi | L, 2-5 |
| Alabama | W, 2-1 |
| Alabama | L, 0-1 |
| Mississippi State | L, 1-9 |
| Mississippi State | L, 0-1 |
| Florida State | W, 3-2 |
| Florida State | L, 0-1 |
| Loyola | W, 7-0 |
| at Alabama | L, 0-5 |
| at Alabama | L, 1-6 |
| at Tulane | W, 2-0 |
| at Tulane | W, 1-0 |

1967 (17-13) Coach Jim Smith

| | |
|----------------------|--------|
| Kansas State | L, 0-1 |
| Kansas State | L, 0-2 |
| Texas Christian | L, 0-8 |
| Texas Christian | W, 3-1 |
| Southern Methodist | W, 5-1 |
| Southern Methodist | W, 7-4 |
| Northern Illinois | W, 6-4 |
| Northern Illinois | W, 3-2 |
| at Loyola | W, 9-0 |
| Loyola | W, 7-0 |
| at Mississippi State | L, 1-3 |
| at Mississippi State | L, 1-3 |
| at Mississippi State | W, 9-8 |
| at Alabama | W, 3-2 |
| at Alabama | L, 2-3 |
| at Alabama | L, 4-7 |

| | |
|-------------------|--------|
| Mississippi | L, 0-9 |
| Mississippi | W, 6-3 |
| Mississippi State | L, 0-2 |
| Mississippi State | W, 6-3 |
| Mississippi State | W, 5-3 |
| at Tulane | L, 0-8 |
| Tulane | W, 9-0 |
| at Mississippi | L, 4-8 |
| at Mississippi | W, 4-1 |
| at Mississippi | L, 1-6 |
| Alabama | W, 7-0 |
| Alabama | W, 2-0 |
| Alabama | W, 6-3 |

SEC WEST DIVISION PLAYOFF

| | |
|----------------|--------|
| at Mississippi | L, 2-6 |
|----------------|--------|

1968 (20-14) Coach Jim Smith

| | |
|----------------------|---------|
| Loyola | W, 2-0 |
| at Loyola | L, 0-2 |
| Kansas State | W, 1-0 |
| Kansas State | L, 1-3 |
| Kansas State | W, 6-1 |
| Kansas State | L, 1-6 |
| at Tulane | W, 8-2 |
| at Tulane | W, 5-1 |
| Alabama | W, 3-1 |
| Alabama | L, 0-1 |
| Alabama | W, 10-1 |
| Northeast La. | W, 5-1 |
| Nicholls State | W, 4-0 |
| USL | W, 8-0 |
| Mississippi | L, 0-2 |
| La. Tech | W, 4-0 |
| at Mississippi | L, 2-5 |
| at Mississippi | L, 2-5 |
| at Mississippi | W, 8-5 |
| at Mississippi State | W, 4-3 |
| at Mississippi State | W, 4-2 |
| at Mississippi State | L, 2-3 |
| Mississippi | L, 0-4 |
| Mississippi | W, 1-0 |
| Mississippi | W, 5-1 |
| Tulane | L, 0-1 |
| Tulane | W, 5-2 |
| Mississippi State | L, 3-6 |
| Mississippi State | W, 3-0 |
| Mississippi State | W, 4-3 |
| at Alabama | W, 4-1 |
| at Alabama | L, 0-1 |
| at Alabama | L, 0-1 |

SEC WEST DIVISION PLAYOFF

| | |
|---------|--------|
| Alabama | L, 4-6 |
|---------|--------|

1969 (11-24) Coach Jim Smith

| | |
|---------------------|---------|
| Loyola | W, 2-0 |
| Nicholls State | W, 13-6 |
| at Southeastern La. | L, 3-4 |
| Southern Illinois | L, 0-3 |
| Southern Illinois | L, 1-8 |
| Southern Illinois | L, 2-4 |
| Southeastern La. | L, 2-11 |
| Kansas State | L, 2-9 |
| Kansas State | L, 1-3 |
| Kansas State | W, 4-2 |
| Kansas State | W, 3-2 |
| at Loyola | W, 4-0 |
| Southeastern La. | L, 1-4 |
| Nicholls State | L, 3-7 |
| Northeast La. | L, 1-3 |
| Northern Illinois | W, 1-0 |
| at Alabama | L, 1-10 |
| at Alabama | L, 0-1 |
| at Alabama | L, 6-7 |

| | |
|----------------------|---------|
| Mississippi | L, 3-7 |
| Mississippi | L, 1-4 |
| at Mississippi State | L, 2-4 |
| at Mississippi State | W, 6-4 |
| at Mississippi State | L, 2-3 |
| at Mississippi | L, 0-2 |
| at Mississippi | W, 3-2 |
| at Mississippi | L, 4-6 |
| Tulane | W, 4-3 |
| Mississippi State | L, 0-3 |
| Mississippi State | W, 5-3 |
| Mississippi State | L, 4-10 |
| at Tulane | L, 2-10 |
| Alabama | L, 0-5 |
| Alabama | L, 1-2 |
| Alabama | W, 12-3 |

1970 (16-19) Coach Jim Smith

| | |
|-------------------------|---------|
| Nicholls State | L, 2-4 |
| Louisiana Tech | L, 2-3 |
| Memphis State | W, 5-4 |
| Memphis State | W, 2-1 |
| Memphis State | L, 7-13 |
| at Nicholls State | L, 3-4 |
| Northeast La. | W, 1-0 |
| Southern | W, 2-0 |
| Nicholls State | W, 3-2 |
| Mississippi | L, 2-8 |
| Northern Illinois | L, 4-12 |
| Southwestern La. | L, 2-9 |
| SLC | W, 7-5 |
| Alabama | W, 4-1 |
| Alabama | L, 3-4 |
| Alabama | W, 1-0 |
| SLC | W, 16-3 |
| Loyola | W, 6-3 |
| at Mississippi | L, 2-3 |
| at Mississippi | L, 1-10 |
| at Mississippi | L, 0-1 |
| at Southern Mississippi | W, 5-2 |
| at Mississippi State | L, 3-5 |
| at Mississippi State | L, 1-3 |
| at Mississippi State | L, 3-5 |
| at Loyola | W, 8-5 |
| Mississippi | W, 4-0 |
| Mississippi | W, 9-0 |
| Mississippi | L, 3-9 |
| at Tulane | L, 3-4 |
| Mississippi State | L, 0-5 |
| Southern Mississippi | W, 6-2 |
| at Alabama | W, 6-0 |
| at Alabama | L, 5-6 |
| at Alabama | L, 0-4 |

1971 (20-16) Coach Jim Smith

| | |
|----------------------|----------|
| at Rice | L, 1-2 |
| at Rice | W, 3-0 |
| at Rice | L, 9-10 |
| Louisiana Tech | L, 0-2 |
| Southeastern La. | W, 11-10 |
| Nicholls State | L, 1-2 |
| Southern Mississippi | L, 0-8 |
| Florida | W, 2-1 |
| Florida | L, 0-5 |
| Florida | W, 6-3 |
| Nicholls State | L, 0-3 |
| South Alabama | W, 7-4 |
| at Loyola | W, 2-1 |
| at Mississippi State | W, 2-0 |
| at Mississippi State | W, 3-1 |
| at Mississippi State | W, 9-1 |
| at Tulane | W, 3-1 |
| Mississippi State | L, 1-2 |

| | |
|-------------------------|---------|
| Mississippi State | L, 4-7 |
| Mississippi State | L, 2-11 |
| Loyola | L, 7-9 |
| Mississippi | L, 1-6 |
| Mississippi | W, 3-2 |
| Mississippi | L, 2-6 |
| at Southeastern La. | W, 7-6 |
| at Mississippi | W, 10-3 |
| at Mississippi | W, 9-4 |
| at Mississippi | L, 2-7 |
| Tulane | W, 8-0 |
| at Alabama | W, 3-2 |
| at Alabama | W, 11-1 |
| at Mississippi | W, 7-2 |
| at Southern Mississippi | L, 0-5 |
| Alabama | L, 5-6 |
| Alabama | L, 2-5 |
| Alabama | W, 5-4 |

1972 (21-21) Coach Jim Smith

| | |
|----------------------|---------|
| Rice | W, 3-0 |
| Rice | W, 1-0 |
| Rice | W, 4-2 |
| Loyola | W, 4-0 |
| Kansas State | W, 2-1 |
| Kansas State | W, 7-2 |
| Kansas State | L, 3-4 |
| Kansas State | W, 5-4 |
| Kansas State | W, 5-3 |
| Kansas State | L, 3-4 |
| Kansas State | W, 9-1 |
| Oklahoma | L, 1-9 |
| Tulane | W, 6-2 |
| Oklahoma | W, 1-0 |
| Oklahoma | L, 1-3 |
| at South Alabama | L, 0-5 |
| at South Alabama | L, 2-3 |
| at South Alabama | L, 3-4 |
| at USCGA | W, 11-2 |
| at Mississippi | L, 1-2 |
| at Mississippi | L, 2-5 |
| at Mississippi | L, 2-3 |
| Mississippi State | W, 4-2 |
| Mississippi State | L, 0-1 |
| Mississippi State | L, 3-4 |
| South Alabama | L, 4-6 |
| South Alabama | W, 6-4 |
| South Alabama | L, 6-9 |
| Alabama | W, 7-3 |
| Alabama | W, 5-4 |
| Alabama | L, 6-10 |
| Southern Mississippi | W, 5-3 |
| at Mississippi State | L, 1-4 |
| at Mississippi State | W, 4-3 |
| at Mississippi State | L, 1-2 |
| at Loyola | L, 3-4 |
| at Alabama | W, 6-2 |
| at Alabama | L, 8-12 |
| at Alabama | L, 4-8 |
| at Tulane | L, 3-5 |
| Mississippi | W, 4-3 |
| Mississippi | L, 4-7 |
| Mississippi | W, 7-3 |

1973 (18-13) Coach Jim Smith

| | |
|-------------------------|----------|
| at Southern Mississippi | W, 2-0 |
| at Southern Mississippi | W, 2-1 |
| at South Alabama | L, 1-10 |
| at South Alabama | L, 0-10 |
| Memphis State | L, 1-7 |
| Memphis State | W, 5-1 |
| Memphis State | W, 2-1 |
| at Tulane | W, 4-3 |
| Coast Guard | W, 16-2 |
| Coast Guard | W, 9-1 |
| Tulane | W, 5-4 |
| Tennessee | W, 3-0 |
| Tennessee | W, 10-7 |
| Tennessee | L, 7-8 |
| Oklahoma State | L, 1-4 |
| Oklahoma State | L, 2-5 |
| at Mississippi State | L, 0-1 |
| at Mississippi State | L, 5-6 |
| at Alabama | L, 3-6 |
| at Alabama | W, 2-1 |
| Mississippi State | W, 6-0 |
| Mississippi State | W, 3-2 |
| Mississippi State | W, 3-0 |
| Alabama | L, 0-3 |
| Alabama | W, 3-2 |
| Alabama | L, 3-5 |
| South Alabama | W, 7-5 |
| South Alabama | W, 4-3 |
| at Mississippi | L, 8-12 |
| at Mississippi | L, 12-15 |
| at Mississippi | W, 8-3 |

1974 (18-17) Coach Jim Smith

| | |
|----------------------|---------|
| Vanderbilt | W, 10-5 |
| Vanderbilt | W, 8-7 |
| Vanderbilt | L, 3-7 |
| Vanderbilt | L, 3-5 |
| at South Alabama | L, 0-1 |
| at South Alabama | L, 0-2 |
| at Tulane | W, 2-1 |
| Illinois State | L, 2-5 |
| Illinois State | W, 3-1 |
| Drake | L, 2-3 |
| Drake | W, 4-1 |
| Drake | W, 6-5 |
| Drake | W, 3-2 |
| Drake | W, 2-1 |
| at Mississippi | W, 5-0 |
| at Mississippi | L, 0-1 |
| at Mississippi | L, 4-9 |
| Mississippi State | L, 1-3 |
| Mississippi State | W, 6-2 |
| Mississippi State | W, 3-1 |
| Alabama | L, 6-7 |
| Alabama | W, 3-2 |
| Alabama | W, 6-4 |
| Illinois Wesleyan | W, 4-2 |
| Illinois Wesleyan | L, 1-4 |
| at Mississippi State | L, 0-1 |
| at Mississippi State | L, 2-3 |
| at Alabama | L, 2-3 |
| at Alabama | L, 1-10 |
| Tulane | W, 6-3 |
| Mississippi | W, 4-1 |
| Mississippi | W, 4-0 |
| Mississippi | L, 0-8 |
| Southern Mississippi | W, 8-7 |

1975 (40-16) Coach Jim Smith

| | |
|---|---------|
| SEC Champions | |
| NCAA South Regional Participants | |
| Houston | L, 2-12 |
| Houston | W, 5-1 |
| Houston | L, 3-10 |
| Houston | L, 4-10 |
| Vanderbilt | W, 6-4 |
| Vanderbilt | L, 2-7 |
| Vanderbilt | W, 10-0 |
| Vanderbilt | W, 17-1 |
| Memphis State | W, 4-2 |
| Memphis State | W, 2-1 |
| Memphis State | W, 4-3 |
| Illinois State | L, 2-4 |
| Illinois State | W, 5-1 |
| Kentucky | W, 1-0 |
| Kentucky | W, 6-1 |
| at Michigan State | W, 9-6 |
| at Miami, Fla. | W, 3-1 |
| at Michigan State | L, 4-18 |
| at Miami, Fla. | L, 2-9 |
| at Miami, Fla. | L, 0-13 |
| Colgate | W, 5-1 |
| Colgate | W, 5-0 |
| Colgate | W, 4-2 |
| Colgate | W, 10-2 |
| Mississippi | W, 5-1 |
| Mississippi | W, 3-2 |
| Mississippi | W, 8-1 |
| Alabama | W, 3-1 |
| Alabama | L, 0-1 |
| Alabama | W, 10-1 |
| Northeast La. | W, 5-1 |
| Nicholls State | W, 4-0 |
| USL | W, 8-0 |
| Mississippi | L, 0-2 |
| La. Tech | W, 4-0 |
| at Mississippi | L, 2-5 |
| at Mississippi | L, 2-5 |
| at Mississippi | W, 8-5 |
| at Mississippi State | W, 4-3 |
| at Mississippi State | W, 4-2 |
| at Mississippi State | L, 2-3 |
| Mississippi | L, 0-4 |
| Mississippi | W, 1-0 |
| Mississippi | W, 5-1 |
| Tulane | L, 0-1 |
| Tulane | W, 5-2 |
| Mississippi State | L, 3-6 |
| Mississippi State | W, 3-0 |
| Mississippi State | W, 4-3 |
| at Alabama | W, 4-1 |
| at Alabama | L, 0-1 |
| at Alabama | L, 0-1 |

SEC WEST DIVISION PLAYOFF

| | |
|---------|--------|
| Alabama | L, 4-6 |
|---------|--------|

1976 (19-23) Coach Jim Smith

| | |
|----------------------|---------|
| at Houston | L, 5-6 |
| at Houston | W, 9-4 |
| at Houston | L, 3-6 |
| at Houston | L, 1-11 |
| at South Alabama | L, 6-17 |
| at South Alabama | W, 6-3 |
| Nicholls State | L, 6-7 |
| at Nicholls State | W, 3-2 |
| Alabama | W, 4-0 |
| Mississippi | L, 2-5 |
| Alabama | W, 11-2 |
| Northwestern St. | W, 10-1 |
| Princeton | L, 1-4 |
| Princeton | W, 4-2 |
| Princeton | W, 6-2 |
| Ohio State | W, 8-6 |
| Ohio State | L, 3-4 |
| Mississippi | W, 5-3 |
| Mississippi | W, 1-0 |
| Mississippi | L, 2-4 |
| at Mississippi State | L, 1-2 |
| at Mississippi State | L, 5-6 |
| at Mississippi State | L, 9-10 |
| New Orleans | L, 3-10 |
| Auburn | W, 4-3 |
| Auburn | L, 2-5 |
| Auburn | W, 3-2 |
| at New Orleans | L, 2-9 |
| Tulane | L, 1-2 |
| at Alabama | W, 3-2 |
| at Alabama | L, 0-1 |
| at Alabama | L, 5-8 |
| at Tulane | L, 1-5 |
| Mississippi State | W, 4-1 |
| Mississippi State | L, 0-2 |
| Mississippi State | W, 4-2 |
| at Mississippi | L, 0-2 |
| at Mississippi | L, 1-6 |
| at Mississippi | W, 5-4 |
| at Auburn | W, 2-0 |
| at Auburn | L, 1-5 |

1977 (17-27) Coach Jim Smith

| | |
|----------------|----------|
| Texas A&M | L, 0-15 |
| Texas A&M | L, 1-2 |
| Texas A&M | W, 9-2 |
| Texas A&M | W, 4-2 |
| at New Orleans | L, 5-6 |
| Houston | L, 1-3 |
| Nicholls State | L, 9-13 |
| Nicholls State | W, 3-1 |
| Miami, Fla. | W, 4-1 |
| Miami, Fla. | W, 6-4 |
| at Alabama | W, 17-10 |
| at Alabama | L, 3-12 |
| Illinois | W, 13-2 |
| Illinois | W, 3-2 |
| Illinois | W, 12-4 |
| Mississippi | W, 7-5 |
| Mississippi | L, 2-4 |
| Mississippi | L, 1-4 |
| at Auburn | L, 0-2 |
| at Auburn | L, 2-10 |
| at Auburn | L, 2-4 |
| New Orleans | L, 4-6 |
| Wisconsin | L, 3-10 |
| Wisconsin | W, 4-1 |
| at Tulane | L, 5-13 |
| Illinois State | W, 2-0 |
| Illinois State | L, 2-3 |
| Wisconsin | W, 6-3 |
| Wisconsin | W, 4-3 |

| | |
|----------------------|---------|
| at Mississippi State | W, 11-8 |
| at Mississippi State | L, 1-7 |
| at Mississippi State | L, 1-7 |
| Tulane | W, 5-2 |
| Alabama | L, 2-3 |
| Alabama | L, 4-7 |
| Alabama | L, 4-10 |
| at Mississippi | L, 1-5 |
| at Mississippi | L, 4-5 |
| at Mississippi | L, 4-10 |
| Northwestern St. | W, 2-1 |
| Auburn | W, 1-0 |
| Auburn | L, 0-3 |
| South Alabama | W, 5-4 |
| South Alabama | L, 3-19 |

1978 (12-34) Coach Jim Smith

| | |
|--------------------|----------|
| Texas A&M | L, 3-4 |
| Texas A&M | L, 4-5 |
| Texas A&M | L, 2-6 |
| at Houston | L, 0-4 |
| at Houston | W, 7-3 |
| at Houston | L, 0-1 |
| at Houston | L, 1-5 |
| South Alabama | L, 2-4 |
| South Alabama | L, 1-4 |
| Miss. State | L, 1-2 |
| Miss. State | W, 5-2 |
| Miss. State | L, 1-4 |
| Alabama | W, 3-2 |
| Alabama | L, 0-3 |
| Alabama | L, 2-16 |
| at New Orleans | L, 0-7 |
| at Mississippi | L, 2-3 |
| at Mississippi | L, 1-2 |
| at Mississippi | L, 7-27 |
| Illinois St. | L, 7-9 |
| Illinois St. | L, 0-4 |
| Navy | W, 4-3 |
| Navy | L, 4-7 |
| Auburn | W, 1-0 |
| Auburn | L, 0-3 |
| Auburn | W, 1-0 |
| at Tulane | W, 9-6 |
| at Nicholls State | L, 5-6 |
| at Nicholls State | L, 4-15 |
| Tulane | L, 4-12 |
| at Miss. State | L, 4-12 |
| at Miss. State | L, 6-7 |
| at Miss. State | L, 13-26 |
| New Orleans | W, 4-3 |
| at Alabama | L, 4-5 |
| at Alabama | L, 1-8 |
| at Alabama | L, 1-2 |
| Nicholls State | L, 4-5 |
| Mississippi | W, 3-2 |
| Mississippi | W, 6-5 |
| Mississippi | L, 4-5 |
| Northwestern State | W, 3-0 |
| Northwestern State | W, 2-1 |
| at Auburn | L, 5-8 |
| at Auburn | L, 4-5 |
| at Auburn | L, 1-14 |

1979 (34-20) Coach Jack Lamabe

| | |
|---------------------|----------|
| at Southwestern La. | W, 4-2 |
| at Southwestern La. | W, 4-0 |
| at Southwestern La. | W, 5-0 |
| at Southwestern La. | W, 8-4 |
| Nicholls St. | W, 9-3 |
| Nicholls St. | W, 2-0 |
| Miss. State | L, 1-3 |
| Miss. State | W, 2-1 |
| Navy | W, 13-5 |
| at Southeastern La. | L, 8-15 |
| at Southeastern La. | L, 1-4 |
| at Mississippi | W, 11-2 |
| at Mississippi | W, 1-0 |
| Navy | W, 4-3 |
| Illinois St. | W, 12-5 |
| Southern Miss. | W, 1-0 |
| Southern Miss. | W, 21-1 |
| Alabama | L, 0-1 |
| Alabama | W, 8-4 |
| Alabama | W, 11-2 |
| Wisconsin | W, 5-4 |
| Wisconsin | W, 8-0 |
| Wisconsin | W, 7-4 |
| Louisville | W, 16-13 |
| Auburn | W, 7-4 |
| Auburn | W, 7-1 |
| Auburn | W, 3-2 |
| Northwestern La. | W, 3-0 |
| Northwestern La. | W, 5-4 |
| Tulane | W, 10-7 |
| at Tulane | L, 1-2 |
| at Southern Miss. | L, 1-6 |
| at Southern Miss. | W, 14-10 |
| New Orleans | L, 3-4 |
| New Orleans | L, 3-5 |
| Tulane | L, 3-4 |
| at Miss. State | L, 0-5 |
| at Miss. State | L, 2-5 |
| at South Alabama | L, 3-10 |
| at South Alabama | L, 5-12 |
| Mississippi | L, 2-6 |
| Mississippi | W, 3-1 |
| Mississippi | W, 8-3 |
| at New Orleans | W, 4-0 |
| at New Orleans | W, 4-2 |
| at Alabama | W, 4-2 |
| at Alabama | W, 7-1 |
| at Nicholls State | L, 5-6 |
| at Auburn | L, 4-8 |
| at Auburn | L, 4-9 |
| at Auburn | W, 6-2 |

SEC TOURNAMENT- STARKVILLE, MISS.

| | |
|-----------------|---------|
| vs. Florida | W, 5-2 |
| vs. Miss. State | L, 5-12 |
| vs. Florida | L, 1-5 |

1980 (23-19) Coach Jack Lamabe

| | |
|----------------|---------|
| Nicholls State | L, 2-6 |
| Nicholls State | W, 5-4 |
| Southern Miss. | L, 7-11 |
| Southern Miss. | W, 4-3 |
| Ole Miss | L, 1-3 |
| Ole Miss | L, 1-5 |
| Ole Miss | W, 8-2 |
| Illinois State | W, 6-0 |
| Illinois State | W, 9-4 |
| Illinois State | W, 13-2 |
| Navy | L, 3-5 |
| Navy | W, 9-6 |
| Canisius | W, 7-0 |
| Canisius | W, 10-2 |
| Army | W, 11-8 |

| | |
|-------------------|---------|
| Middle Tennessee | L, 5-8 |
| Auburn | W, 8-2 |
| Auburn | W, 10-5 |
| at Alabama | L, 1-9 |
| at Alabama | L, 3-8 |
| at Alabama | W, 2-0 |
| Tulane | W, 4-3 |
| at Miss. State | W, 5-2 |
| at Miss. State | W, 2-0 |
| at Miss. State | L, 7-9 |
| New Orleans | L, 3-4 |
| New Orleans | L, 0-4 |
| Northwestern La. | W, 5-3 |
| Northwestern La. | W, 5-0 |
| at Southern Miss. | W, 5-2 |
| Northwestern La. | W, 5-0 |
| at Southern Miss. | W, 5-2 |
| at Southern Miss. | L, 4-5 |
| at Auburn | L, 2-7 |
| at Auburn | L, 2-3 |
| at Auburn | L, 0-5 |
| at Tulane | W, 8-7 |
| at Tulane | L, 1-4 |
| at Nicholls State | W, 7-4 |
| at New Orleans | L, 1-5 |
| at New Orleans | L, 1-3 |
| Alabama | W, 2-1 |
| Alabama | W, 4-3 |
| Alabama | L, 2-4 |

1981 (23-30) Coach Jack Lamabe

| | |
|-------------------|----------|
| at Southern Miss. | L, 4-5 |
| at Southern Miss. | L, 7-8 |
| Nicholls State | W, 7-3 |
| Nicholls State | W, 3-0 |
| at Miss. State | L, 1-15 |
| at Miss. State | L, 2-5 |
| at Tulane | L, 4-8 |
| Tulane | W, 4-3 |
| at Nicholls State | L, 7-8 |
| Navy | W, 3-2 |
| Navy | L, 5-7 |
| Navy | W, 10-9 |
| South Alabama | W, 7-6 |
| South Alabama | L, 15-18 |
| Wisconsin | W, 16-4 |
| Bellarmine | W, 8-6 |
| Illinois-Chicago | W, 20-3 |
| Illinois-Chicago | W, 6-1 |
| Auburn | L, 3-4 |
| Auburn | W, 2-1 |
| South Alabama | L, 4-6 |
| at South Alabama | L, 3-6 |
| Illinois-Chicago | W, 8-2 |
| at Mississippi | W, 2-1 |
| at Mississippi | L, 2-4 |
| Tulane | W, 17-16 |
| Cornell | W, 12-9 |
| at Alabama | W, 5-1 |
| at Alabama | L, 1-6 |
| at Alabama | L, 0-8 |
| New Orleans | L, 6-14 |
| New Orleans | L, 10-11 |
| at Tulane | W, 22-9 |
| at Jacksonville | W, 9-6 |
| at Florida | L, 3-6 |
| at Jacksonville | L, 1-6 |
| at Jacksonville | L, 8-9 |
| Miss. State | L, 1-11 |
| Miss. State | L, 2-7 |
| Miss. State | L, 4-12 |
| at New Orleans | L, 1-6 |
| Southern Miss. | L, 2-5 |

| | |
|----------------|----------|
| Southern Miss. | W, 9-5 |
| at Auburn | L, 3-4 |
| at Auburn | W, 3-2 |
| at Auburn | L, 4-12 |
| New Orleans | L, 10-13 |
| Mississippi | L, 3-17 |
| Mississippi | W, 11-8 |
| Mississippi | W, 6-2 |
| Alabama | W, 6-4 |
| Alabama | L, 0-4 |
| Alabama | L, 10-18 |

1982 (26-25) Coach Jack Lamabe

| | |
|-------------------|----------|
| at Southern Miss. | L, 8-9 |
| at Southern Miss. | W, 10-5 |
| Nicholls State | L, 2-4 |
| Nicholls State | W, 12-1 |
| Tulane | W, 13-3 |
| Auburn | W, 4-2 |
| Auburn | W, 11-0 |
| St. Louis | W, 11-1 |
| Navy | W, 5-1 |
| Navy | W, 7-3 |
| at Miss. State | L, 3-16 |
| Miss. State | W, 3-0 |
| Miss. State | W, 6-2 |
| Southern Ill. | W, 13-9 |
| Alabama-Birm. | L, 8-14 |
| Louisiana College | L, 5-7 |
| Alabama | W, 4-3 |
| Alabama | L, 1-3 |
| Alabama | W, 10-1 |
| Illinois-Chicago | W, 7-3 |
| Illinois-Chicago | W, 8-2 |
| Illinois-Chicago | W, 2-0 |
| New Orleans | L, 1-8 |
| at Nicholls State | L, 7-13 |
| at Mississippi | L, 2-9 |
| at Mississippi | L, 2-6 |
| at Mississippi | L, 3-4 |
| at Tulane | L, 3-8 |
| at South Alabama | L, 5-6 |
| at South Alabama | L, 5-19 |
| at Auburn | L, 6-12 |
| at Auburn | L, 12-13 |
| at Auburn | L, 1-9 |
| South Alabama | W, 9-4 |
| South Alabama | W, 3-1 |
| Miss. State | L, 1-2 |
| Miss. State | W, 2-0 |
| Miss. State | L, 4-6 |
| Southern Miss. | W, 4-3 |
| at Alabama | W, 3-0 |
| at Alabama | L, 2-7 |
| at West Florida | W, 6-2 |
| at West Florida | W, 9-3 |
| at New Orleans | L, 5-6 |
| at New Orleans | L, 2-4 |
| Tulane | W, 6-1 |
| at Tulane | L, 3-11 |
| New Orleans | W, 10-4 |
| Mississippi | W, 4-3 |
| Mississippi | L, 0-3 |
| Mississippi | L, 0-8 |

1983 (28-21) Coach Jack Lamabe

| | |
|----------------------|----------|
| McNeese State | W, 4-3 |
| Nicholls State | L, 6-7 |
| Nicholls State | W, 6-2 |
| Northwestern State | W, 2-1 |
| Northwestern State | L, 1-2 |
| at Mississippi | W, 3-2 |
| at Mississippi | W, 4-3 |
| at Navy | W, 8-4 |
| at Tulane | L, 10-11 |
| Miss. State | L, 4-10 |
| Miss. State | W, 7-2 |
| Miss. State | L, 6-13 |
| at Nicholls State | L, 3-7 |
| Louisiana Tech | L, 2-5 |
| Southeastern La. | W, 7-2 |
| at Alabama | L, 1-4 |
| at Alabama | L, 0-17 |
| Louisiana College | W, 6-2 |
| Cleveland State | W, 7-1 |
| at Auburn | L, 3-6 |
| at Auburn | L, 4-5 |
| at Florida State | W, 15-5 |
| at Florida State | L, 4-10 |
| Southern Miss. | W, 8-7 |
| Southern Miss. | W, 9-4 |
| at Tulane | W, 4-1 |
| Mississippi | L, 1-5 |
| Mississippi | W, 10-2 |
| Mississippi | W, 11-5 |
| Southeastern La. | W, 7-6 |
| at New Orleans | W, 5-3 |
| at Mississippi State | W, 5-2 |
| at Mississippi | L, 1-10 |
| at Mississippi | L, 8-16 |
| at Southern Miss. | W, 19-8 |
| at Southern Miss. | W, 13-1 |
| at Southeastern La. | W, 4-3 |
| Alabama | W, 8-7 |
| Alabama | L, 3-10 |
| Alabama | L, 5-10 |
| Tulane | W, 9-8 |
| Tulane | L, 3-7 |
| Northeast La. | W, 3-1 |
| Northeast La. | W, 7-4 |
| Auburn | W, 3-0 |
| Auburn | L, 1-7 |
| Auburn | W, 9-3 |
| Florida State | L, 2-8 |
| Florida State | L, 3-6 |

1984 (32-23) Coach Skip Bertman

| | |
|------------------------|---------|
| 2/20 at Southern Miss. | W, 7-1 |
| 2/20 at Southern Miss | W, 8-7 |
| 2/22 McNeese State | W, 8-6 |
| 2/24 Southwestern La. | L, 9-10 |
| 2/27 Southern Miss. | W, 15-2 |
| 2/27 Southern Miss. | W, 6-1 |
| 2/28 Nicholls State | W, 5-4 |
| 3/1 Southeastern La. | W, 10-4 |
| 3/3 Auburn | L, 0-4 |
| 3/3 Auburn | W, 9-5 |
| 3/4 Auburn | W, 8-6 |
| 3/7 Northwestern State | W, 6-1 |
| 3/7 Northwestern State | W, 7-2 |
| 3/10 at Alabama | L, 1-10 |
| 3/10 at Alabama | L, 2-3 |
| 3/11 at Alabama | L, 3-11 |
| 3/13 Southern | W, 4-3 |
| 3/14 Lamar | L, 6-7 |
| 3/17 SW Missouri | W, 10-7 |
| 3/18 at Tulane | L, 5-6 |
| 3/20 New Orleans | W, 7-4 |

| | |
|------------------------|---------|
| 3/21 Louisiana College | W, 15-4 |
| 3/22 at McNeese State | L, 4-8 |
| 3/24 Miss. State | L, 2-4 |
| 3/24 Miss. State | W, 11-6 |
| 3/25 Miss. State | L, 4-10 |
| 3/28 at Louisiana Tech | L, 1-2 |
| 3/29 at Northeast La. | W, 6-5 |
| 3/31 at Mississippi | W, 1-0 |
| 3/31 at Mississippi | W, 7-1 |
| 4/1 at Mississippi | L, 5-6 |
| 4/4 at New Orleans | L, 5-6 |
| 4/5 New Orleans | L, 4-7 |
| 4/7 at Auburn | W, 11-4 |
| 4/7 at Auburn | L, 5-8 |
| 4/8 at Auburn | W, 6-4 |
| 4/10 at Nicholls State | W, 6-4 |
| 4/11 Tulane | L, 1-2 |
| 4/14 Alabama | L, 3-5 |
| 4/14 Alabama | W, 3-0 |
| 4/15 Alabama | W, 6-3 |
| 4/17 McNeese State | W, 2-0 |
| 4/17 McNeese State | W, 3-2 |
| 4/20 at Miami (Fla.) | L, 0-14 |
| 4/21 at Miami (Fla.) | L, 5-6 |
| 4/22 at Miami (Fla.) | W, 10-9 |
| 4/24 Centenary | W, 7-1 |
| 4/25 at New Orleans | L, 1-11 |
| 4/28 at Miss. State | L, 1-5 |
| 4/29 at Miss. State | L, 6-8 |
| 4/29 at Miss. State | L, 0-3 |
| 5/1 Southern | W, 13-9 |
| 5/5 Mississippi | W, 4-2 |
| 5/5 Mississippi | W, 7-2 |
| 5/6 Mississippi | W, 9-7 |

**1985 (41-18) Coach Skip Bertman
SEC Western Division Champions
NCAA Central Regional Participants**

| | |
|-------------------------|----------|
| 2/22 at Central Florida | W, 7-0 |
| 2/23 at Central Florida | L, 4-5 |
| 2/24 at Central Fla. | W, 9-8 |
| 3/2 Mississippi | W, 6-2 |
| 3/2 Mississippi | W, 14-2 |
| 3/3 Mississippi | W, 13-6 |
| 3/6 Southwestern La. | W, 9-4 |
| 3/7 Southeastern La. | W, 12-4 |
| 3/8 at Alabama | W, 9-7 |
| 3/9 at Alabama | L, 1-5 |
| 3/10 at Alabama | L, 3-8 |
| 3/12 Northwestern State | W, 13-9 |
| 3/13 New Orleans | W, 6-2 |
| 3/16 Miss. State | L, 0-7 |
| 3/16 Miss. State | W, 9-6 |
| 3/17 Miss. State | W, 7-4 |
| 3/22 Tulane | W, 10-4 |
| 3/23 New Orleans | W, 6-3 |
| 3/24 at Tulane | L, 7-8 |
| 3/26 Northeast La. | W, 10-2 |
| 3/26 Southern | W, 13-8 |
| 3/27 McNeese State | W, 11-10 |
| 3/29 Jackson State | W, 19-12 |
| 3/30 Auburn | W, 4-2 |
| 3/31 Auburn | W, 7-0 |
| 3/31 Auburn | W, 6-4 |
| 4/2 at McNeese State | L, 2-3 |
| 4/3 at Lamar | L, 2-4 |
| 4/4 at Southwestern La. | L, 5-6 |
| 4/6 at Mississippi | W, 10-8 |
| 4/6 at Mississippi | W, 6-0 |
| 4/7 at Mississippi | W, 7-2 |
| 4/8 Louisiana College | W, 12-6 |
| 4/9 at New Orleans | L, 2-4 |
| 4/10 McNeese State | W, 8-5 |

| | |
|--|----------|
| 4/13 Alabama | W, 2-1 |
| 4/13 Alabama | W, 3-1 |
| 4/14 Alabama | W, 15-6 |
| 4/16 at Northwestern State | W, 12-3 |
| 4/17 at Centenary | W, 9-6 |
| 4/20 at Miss. State | L, 1-6 |
| 4/20 at Miss. State | L, 5-6 |
| 4/21 at Miss. State | L, 4-7 |
| 4/23 at Southeastern La. | L, 7-8 |
| 4/24 McNeese State | W, 6-5 |
| 4/26 North Texas State | W, 3-2 |
| 4/26 North Texas State | W, 6-5 |
| 4/27 North Texas State | W, 8-1 |
| 4/30 Southern | W, 7-4 |
| 5/1 Nicholls State | W, 12-2 |
| 5/1 Nicholls State | L, 10-13 |
| 5/2 Louisiana Tech | W, 5-1 |
| 5/4 at Auburn | W, 5-0 |
| 5/4 at Auburn | L, 4-5 |
| 5/5 at Auburn | W, 4-3 |
| SEC TOURNAMENT - BATON ROUGE, LA. | |
| 5/10 Georgia | L, 6-8 |
| 5/11 Florida | L, 2-5 |
| NCAA CENTRAL REGIONAL - AUSTIN, TEXAS | |
| 5/23 vs. Houston | L, 4-11 |
| 5/24 vs. Lamar | L, 3-4 |

**1986 (55-14) Coach Skip Bertman
SEC Champions
SEC Tournament Champions
NCAA South I Regional Champions
College World Series - 5th Place**

| | |
|---------------------------|----------|
| 2/18 Louisiana College | W, 8-0 |
| 2/19 New Orleans | W, 3-2 |
| 2/22 Arkansas | W, 8-7 |
| 2/23 Arkansas | L, 6-8 |
| 2/24 Southwestern La. | W, 4-0 |
| 2/26 vs. Southeastern La. | W, 17-4 |
| 3/1 at Florida | W, 9-1 |
| 3/1 at Florida | W, 18-4 |
| 3/2 at Florida | W, 12-5 |
| 3/4 Northeast La. | W, 14-6 |
| 3/6 Tulane | W, 12-1 |
| 3/8 Kentucky | W, 8-7 |
| 3/8 Kentucky | W, 5-1 |
| 3/9 Kentucky | W, 12-10 |
| 3/11 Southeastern La. | W, 15-3 |
| 3/14 Kansas State | W, 8-4 |
| 3/15 Missouri | W, 5-1 |
| 3/16 Southern | W, 7-5 |
| 3/18 New Orleans | W, 9-8 |
| 3/19 at Southwestern La. | W, 5-4 |
| 3/22 at Alabama | W, 6-5 |
| 3/23 at Alabama | W, 8-6 |
| 3/23 at Alabama | L, 4-5 |
| 3/25 at Northeast La. | W, 13-5 |
| 3/26 at Centenary | W, 9-5 |
| 3/27 at Stephen F. Austin | W, 10-7 |
| 3/29 Tennessee | W, 3-2 |
| 3/29 Tennessee | W, 3-2 |
| 3/30 Tennessee | W, 12-5 |
| 4/2 at Nicholls State | W, 3-2 |
| 4/2 at Nicholls State | L, 1-2 |
| 4/3 Northwestern State | W, 24-0 |
| 4/5 Mississippi | W, 9-6 |
| 4/5 Mississippi | L, 3-6 |
| 4/6 Mississippi | W, 10-1 |
| 4/8 Louisiana Tech | W, 4-3 |
| 4/9 Nicholls State | W, 14-4 |
| 4/12 at Miss. State | W, 4-0 |
| 4/12 at Miss. State | W, 4-0 |
| 4/13 at Miss. State | L, 5-6 |
| 4/15 Southwestern La. | W, 5-4 |

| | |
|---------------------|---------|
| 4/16 at New Orleans | L, 2-8 |
| 4/19 Georgia | W, 3-1 |
| 4/19 Georgia | L, 8-11 |
| 4/20 Georgia | W, 11-8 |
| 4/23 Southern | W, 18-5 |
| 4/24 at Tulane | W, 6-5 |
| 4/26 at Vanderbilt | W, 14-4 |
| 4/26 at Vanderbilt | W, 7-5 |
| 4/27 at Vanderbilt | L, 4-6 |
| 4/29 at New Orleans | L, 1-7 |
| 4/30 Centenary | W, 12-3 |
| 5/3 Auburn | W, 7-1 |
| 5/3 Auburn | W, 12-3 |
| 5/4 Auburn | W, 4-3 |

SEC TOURNAMENT - BATON ROUGE, LA.

| | |
|--------------|---------|
| 5/9 Georgia | W, 10-6 |
| 5/10 Alabama | W, 10-7 |
| 5/11 Georgia | W, 8-4 |

| | |
|-----------------------|--------|
| 5/17 Alabama | L, 1-5 |
| 5/17 Alabama | W, 4-2 |
| 5/18 Alabama | L, 2-8 |
| 5/19 at Florida State | L, 4-6 |

NCAA SOUTH I REGIONAL - BATON ROUGE, LA.

| | |
|---------------------|----------|
| 5/22 Jackson State | W, 14-11 |
| 5/23 Oklahoma | W, 8-5 |
| 5/24 Louisiana Tech | W, 7-4 |
| 5/25 Tulane | W, 7-6 |

COLLEGE WORLD SERIES - OMAHA, NEB.

| | |
|---------------------------|--------|
| 5/30 vs. Loyola-Marymount | L, 3-4 |
| 6/1 vs. Maine | W, 8-4 |
| 6/5 vs. Miami, Fla. | L, 3-4 |

**1987 (49-19) Coach Skip Bertman
NCAA South II Regional Champions
College World Series - 4th Place**

| | |
|-------------------------|---------|
| 2/17 Louisiana College | W, 11-0 |
| 2/18 Louisiana College | W, 13-0 |
| 2/20 vs. Miami (Fla.)* | L, 2-7 |
| 2/21 vs. Florida* | W, 5-2 |
| 2/22 vs. Florida State* | L, 1-2 |
| 2/28 Wichita State | W, 14-6 |
| 3/1 Wichita State | W, 12-2 |
| 3/1 Wichita State | W, 9-3 |
| 3/4 Southern | W, 15-4 |
| 3/5 Southwestern La. | W, 7-4 |
| 3/9 Florida | W, 9-1 |
| 3/9 Florida | L, 3-5 |
| 3/14 at Kentucky | L, 2-7 |
| 3/14 at Kentucky | W, 8-4 |
| 3/15 at Kentucky | W, 5-0 |
| 3/18 Texas-Arlington | W, 17-2 |
| 3/18 Texas-Arlington | W, 4-3 |
| 3/19 Missouri | W, 8-5 |
| 3/20 Oral Roberts | W, 20-5 |
| 3/21 Oral Roberts | W, 14-4 |
| 3/22 McNeese State | W, 17-7 |
| 3/24 Nicholls State | W, 10-7 |
| 3/25 New Orleans | W, 8-7 |
| 3/26 Southeastern La. | W, 11-3 |
| 3/28 Alabama | L, 0-1 |
| 3/28 Alabama | W, 4-3 |
| 3/31 Northeast La. | W, 15-0 |
| 4/1 Centenary | W, 11-3 |
| 4/7 Southern | W, 15-4 |
| 4/8 at Tulane | W, 5-4 |
| 4/11 at Ole Miss | L, 0-4 |
| 4/11 at Ole Miss | L, 5-6 |
| 4/12 at Ole Miss | W, 6-3 |
| 4/14 at Centenary | W, 10-3 |
| 4/15 at Northeast La. | W, 9-3 |
| 4/16 at Louisiana Tech | L, 4-5 |
| 4/18 Miss. State | L, 4-5 |

| | |
|-------------------------|----------|
| 4/18 Miss. State | W, 6-4 |
| 4/19 Miss. State | W, 6-5 |
| 4/20 Nicholls State | W, 9-5 |
| 4/21 Tulane | L, 7-9 |
| 4/22 Northwestern State | W, 11-0 |
| 4/22 Northwestern State | W, 8-7 |
| 4/25 at Georgia | L, 1-7 |
| 4/25 at Georgia | W, 12-3 |
| 4/26 at Georgia | L, 10-12 |
| 4/27 Southeastern La. | W, 14-4 |
| 4/29 at New Orleans | L, 1-3 |
| 5/1 at Nicholls State | W, 10-2 |
| 5/2 Vanderbilt | W, 1-0 |
| 5/2 Vanderbilt | L, 2-4 |
| 5/3 Vanderbilt | W, 11-8 |
| 5/9 at Auburn | W, 4-0 |
| 5/9 at Auburn | W, 6-1 |
| 5/10 at Auburn | L, 1-6 |

SEC TOURNAMENT - ATHENS, GA.

| | |
|----------------------|---------|
| 5/14 vs. Auburn | L, 8-9 |
| 5/15 vs. Georgia | W, 4-2 |
| 5/16 vs. Kentucky | W, 4-1 |
| 5/16 vs. Auburn | W, 4-2 |
| 5/17 vs. Miss. State | L, 3-13 |

NCAA SOUTH II REGIONAL - NEW ORLEANS, LA.

| | |
|------------------------------|---------|
| 5/21 vs. Tulane | W, 5-3 |
| 5/22 vs. New Orleans | W, 14-1 |
| 5/23 vs. New Orleans | W, 3-0 |
| 5/24 vs. Cal State Fullerton | W, 7-3 |

COLLEGE WORLD SERIES - OMAHA, NEB.

| | |
|------------------------|--------|
| 5/29 vs. Florida State | W, 6-2 |
| 6/1 vs. Oklahoma State | L, 7-8 |
| 6/3 vs. Arkansas | W, 5-2 |
| 6/5 vs. Stanford | L, 5-6 |

* Busch Challenge I (New Orleans, La.)

1988 (39-21) Coach Skip Bertman

| | |
|---|----------|
| 2/16 Southern | W, 21-1 |
| 2/21 vs. Florida State (at Orlando)W, 9-4 | |
| 2/23 Louisiana College | W, 9-2 |
| 2/24 McNeese State | W, 2-1 |
| 2/26 Mercer | W, 15-6 |
| 2/27 Mercer | W, 8-4 |
| 2/28 Mercer | W, 6-1 |
| 3/1 Centenary | W, 7-3 |
| 3/4 Rice | W, 13-3 |
| 3/5 Tennessee | W, 2-1 |
| 3/5 Tennessee | W, 4-2 |
| 3/6 Tennessee | W, 6-5 |
| 3/12 at Florida | L, 3-4 |
| 3/13 at Florida | W, 4-0 |
| 3/13 at Florida | L, 4-5 |
| 3/17 at Southeastern La. | L, 8-9 |
| 3/19 Kentucky | W, 3-1 |
| 3/19 Kentucky | W, 2-1 |
| 3/20 Kentucky | L, 1-3 |
| 3/22 at Nicholls State | L, 7-11 |
| 3/23 New Orleans | W, 4-1 |
| 3/25 vs. Cal State-Fullerton * | L, 2-7 |
| 3/26 vs. Southern California* | W, 11-7 |
| 3/27 vs. UCLA* | W, 7-1 |
| 3/30 at Wichita State | L, 3-5 |
| 3/30 at Wichita State | L, 3-5 |
| 3/31 at Wichita State | L, 0-13 |
| 4/2 at Alabama | W, 3-1 |
| 4/2 at Alabama | W, 6-1 |
| 4/3 at Alabama | W, 7-3 |
| 4/6 Northeast La. | W, 8-7 |
| 4/7 at Tulane | W, 7-5 |
| 4/9 Ole Miss | W, 5-4 |
| 4/9 Ole Miss | W, 11-2 |
| 4/10 Ole Miss | W, 15-13 |

| | |
|------------------------|----------|
| 4/13 Tulane | W, 11-1 |
| 4/14 Southeastern La. | W, 14-11 |
| 4/16 at Miss. State | L, 3-4 |
| 4/16 at Miss. State | W, 4-2 |
| 4/17 at Miss. State | L, 0-1 |
| 4/19 Nicholls State | W, 9-2 |
| 4/20 at New Orleans | W, 6-2 |
| 4/21 Stephen F. Austin | W, 14-7 |
| 4/23 Georgia | W, 12-6 |
| 4/23 Georgia | L, 2-4 |
| 4/24 Georgia | W, 9-8 |
| 4/26 Northwestern La. | W, 11-2 |
| 4/26 Northwestern La. | L, 4-5 |
| 4/27 at McNeese State | L, 5-6 |
| 4/30 at Vanderbilt | L, 4-5 |
| 4/30 at Vanderbilt | L, 2-3 |
| 5/1 at Vanderbilt | W, 5-1 |
| 5/7 Auburn | L, 1-2 |
| 5/7 Auburn | L, 1-8 |
| 5/8 Auburn | L, 8-10 |

SEC TOURNAMENT - STARKVILLE, MISS.

| | |
|-------------------|--------|
| 5/12 vs. Kentucky | L, 7-9 |
| 5/13 vs. Georgia | W, 7-3 |
| 5/14 vs. Florida | L, 2-7 |

| | |
|---------------|---------|
| 5/19 Southern | W, 13-4 |
| 5/20 Southern | W, 10-7 |

* Busch Challenge II (New Orleans, La.)

**1989 (55-17) Coach Skip Bertman
NCAA Central Regional Champions
College World Series - 3rd Place**

| | |
|---------------------------|--------------|
| 2/11 Texas Christian | W, 8-2 |
| 2/12 Texas Christian | W, 10-5 |
| 2/14 Southern Miss | W, 10-1 |
| 2/17 Mercer | W, 7-4 |
| 2/18 Mercer | W, 8-7 |
| 2/19 Mercer | W, 12-7 |
| 2/21 Louisiana College | W, 10-3 |
| 2/24 vs. Oklahoma State * | W, 6-0 |
| 2/25 vs. Oral Roberts * | W, 10-7 |
| 2/26 vs. Oklahoma * | L, 7-9 (11) |
| 2/28 Southern | W, 19-6 |
| 3/1 at Southern | W, 5-0 |
| 3/4 at Tennessee | W, 7-0 |
| 3/4 at Tennessee | L, 1-5 |
| 3/5 at Tennessee | W, 9-3 |
| 3/8 New Orleans | W, 7-1 |
| 3/11 Florida | W, 10-0 |
| 3/12 Florida | W, 8-7 |
| 3/12 Florida | W, 2-1 |
| 3/14 George Washington | W, 8-3 |
| 3/15 St. John's | W, 11-8 |
| 3/16 St. John's | W, 12-5 |
| 3/18 at Kentucky | W, 11-7 (11) |
| 3/19 at Kentucky | W, 15-0 |
| 3/19 at Kentucky | L, 9-12 |
| 3/23 Northwestern State | W, 6-5 |
| 3/24 Stephen F. Austin | W, 8-3 |
| 3/25 Stephen F. Austin | W, 14-1 |
| 3/26 at Tulane | W, 4-3 |
| 3/28 at Southwestern La. | W, 4-1 |
| 3/30 Tulane | W, 4-3 (13) |
| 4/1 Alabama | W, 13-6 |
| 4/1 Alabama | W, 14-6 |
| 4/2 Alabama | W, 12-1 |
| 4/5 Southern | W, 9-4 |
| 4/8 at Ole Miss | W, 11-5 |
| 4/8 at Ole Miss | W, 4-1 |
| 4/9 at Ole Miss | L, 1-2 |
| 4/11 Southeastern La. | W, 3-1 |
| 4/12 Nicholls State | L, 4-7 |

| | |
|--------------------------|-------------|
| 4/15 Mississippi State | L, 3-4 |
| 4/15 Mississippi State | L, 3-4 (10) |
| 4/16 Mississippi State | W, 19-9 |
| 4/19 Southwestern La. | L, 6-9 |
| 4/20 at Northwestern St. | W, 14-6 |
| 4/22 at Georgia | W, 4-3 (10) |
| 4/22 at Georgia | W, 7-1 |
| 4/23 at Georgia | L, 2-4 |
| 4/25 Northeast La. | W, 7-6 |
| 4/26 at New Orleans | W, 5-1 |
| 4/29 Vanderbilt | W, 8-4 |
| 4/29 Vanderbilt | W, 12-10 |
| 4/30 Vanderbilt | L, 2-9 |
| 5/6 at Auburn | L, 8-12 |
| 5/6 at Auburn | L, 0-1 |
| 5/7 at Auburn | W, 8-1 |

SEC TOURNAMENT - GAINESVILLE, FLA.

| | |
|------------------|--------|
| 5/11 vs. Georgia | W, 6-3 |
| 5/12 vs. Florida | L, 6-8 |
| 5/13 vs. Auburn | L, 5-8 |

| | |
|---------------------|---------|
| 5/19 Louisiana Tech | W, 17-2 |
| 5/20 Louisiana Tech | W, 7-1 |
| 5/21 Louisiana Tech | W, 8-5 |

**NCAA CENTRAL REGIONAL -
COLLEGE STATION, TEXAS**

| | |
|------------------------|-------------|
| 5/25 vs. UNLV | W, 12-10 |
| 5/26 vs. South Alabama | L, 4-6 |
| 5/27 vs. UNLV | W, 13-8 |
| 5/27 vs. South Alabama | W, 6-5 |
| 5/28 at Texas A&M | W, 13-5 |
| 5/28 at Texas A&M | W, 5-4 (11) |

COLLEGE WORLD SERIES - OMAHA, NEB.

| | |
|--------------------------|---------|
| 6/3 vs. Miami (Fla.) | L, 2-5 |
| 6/5 vs. Long Beach State | W, 8-5 |
| 6/6 vs. Miami (Fla.) | W, 6-3 |
| 6/8 vs. Texas | L, 7-12 |

* Busch Challenge III (New Orleans, La.)

**1990 (54-19) Coach Skip Bertman
SEC Champions
SEC Tournament Co-Champions
NCAA South I Regional Champions
College World Series - 3rd Place**

| | |
|-----------------------------|--------------|
| 2/9 vs. Wichita State# | L, 6-13 |
| 2/11 vs. North Carolina# | W, 8-5 |
| 2/13 Louisiana Tech | W, 15-3 |
| 2/16 vs. Mississippi State* | W, 7-6 |
| 2/17 vs. Mississippi* | W, 7-5 |
| 2/18 vs. Southern Miss* | L, 1-5 |
| 2/20 Southern | W, 17-5 |
| 2/24 at Rice | L, 11-12 |
| 2/25 at Rice | W, 13-1 |
| 2/28 at Southern Miss | W, 10-2 |
| 3/2 at Texas A&M | L, 2-4 |
| 3/3 at Texas A&M | L, 2-5 |
| 3/3 at Texas A&M | W, 5-2 |
| 3/6 Southern | W, 14-1 |
| 3/7 New Orleans | W, 10-3 |
| 3/10 Kansas | W, 10-1 |
| 3/10 Kansas | W, 9-3 |
| 3/11 Kansas | W, 8-2 |
| 3/13 St. Louis | W, 20-2 |
| 3/14 Evansville | W, 28-8 |
| 3/17 at Mississippi State | W, 6-5 |
| 3/17 at Mississippi State | L, 1-2 |
| 3/18 at Mississippi State | L, 9-10 (13) |
| 3/20 Nicholls State | W, 4-3 |
| 3/21 at McNeese State | W, 13-1 |
| 3/24 Mississippi | W, 10-7 |
| 3/24 Mississippi | W, 10-2 |
| 3/25 Mississippi | W, 6-0 |

| | |
|--------------------------|-------------|
| 3/27 at Southeastern La. | W, 8-1 |
| 3/31 Auburn | W, 12-6 |
| 3/31 Auburn | L, 5-6 |
| 4/1 Auburn | L, 7-17 |
| 4/3 Southeastern La. | W, 16-0 |
| 4/4 at Nicholls State | W, 8-6 |
| 4/7 at Florida | W, 6-3 |
| 4/7 at Florida | L, 6-7 |
| 4/8 at Florida | W, 5-3 |
| 4/11 Stephen F. Austin | W, 4-3 |
| 4/11 Stephen F. Austin | W, 7-2 |
| 4/14 Tennessee | W, 13-2 |
| 4/14 Tennessee | W, 2-0 |
| 4/15 Tennessee | W, 9-3 |
| 4/17 McNeese State | L, 1-4 |
| 4/18 at Tulane | L, 7-14 |
| 4/19 Northwestern St. | W, 16-6 |
| 4/21 Kentucky | W, 8-1 |
| 4/21 Kentucky | W, 9-0 |
| 4/22 Kentucky | W, 9-3 |
| 4/24 Northeast La. | L, 4-5 (11) |
| 4/25 at New Orleans | W, 6-4 |
| 4/28 at Alabama | W, 7-4 |
| 4/28 at Alabama | L, 5-12 |
| 4/29 at Alabama | W, 8-5 |
| 5/5 at Vanderbilt | W, 7-5 |
| 5/5 at Vanderbilt | L, 3-4 |
| 5/6 at Vanderbilt | W, 7-3 |
| 5/12 Georgia | W, 11-2 |
| 5/12 Georgia | W, 5-2 |
| 5/13 Georgia | W, 8-5 |

SEC TOURNAMENT - HOOVER, ALA.

| | |
|----------------------------|---------|
| 5/17 vs. Florida | W, 6-4 |
| 5/18 vs. Mississippi State | W, 17-8 |
| 5/19 vs. Vanderbilt | W, 13-5 |
| 5/20 vs. Mississippi State | L, 1-3 |

NCAA SOUTH I REGIONAL - BATON ROUGE, LA.

| | |
|--------------------------|---------|
| 5/24 Southwestern La. | W, 8-0 |
| 5/25 Georgia Tech | W, 11-5 |
| 5/26 Southern California | L, 4-5 |
| 5/26 Houston | W, 6-4 |
| 5/27 Southern California | W, 5-4 |
| 5/28 Southern California | W, 7-6 |

COLLEGE WORLD SERIES - OMAHA, NEB.

| | |
|------------------------|---------|
| 6/2 vs. The Citadel | W, 8-2 |
| 6/4 vs. Oklahoma State | L, 1-7 |
| 6/5 vs. The Citadel | W, 6-1 |
| 6/7 vs. Oklahoma State | L, 3-14 |

ABCA Hall of Fame Tournament
(Orlando, Fla.)

* Busch Challenge IV (New Orleans, La.)

1991 (55-18) Coach Skip Bertman

SEC Champions

NCAA South Regional Champions

NCAA National Champions

| | |
|------------------------|---------|
| 2/9 Mississippi State# | W, 6-4 |
| 2/10 Oklahoma State# | W, 6-0 |
| 2/12 Louisiana Tech | W, 10-3 |
| 2/15 Stephen F. Austin | W, 5-0 |
| 2/15 Stephen F. Austin | W, 14-3 |
| 2/16 Stephen F. Austin | W, 9-0 |
| 2/22 Texas A&M | L, 1-3 |
| 2/23 Texas A&M | W, 13-8 |
| 2/23 Texas A&M | W, 5-0 |
| 2/26 Southeastern La. | W, 8-3 |
| 2/27 Southern | W, 8-1 |
| 3/1 vs. Miami (Fla.)* | W, 4-3 |
| 3/2 vs. Florida* | W, 6-5 |
| 3/3 vs. Florida State* | L, 0-8 |
| 3/4 Northwestern State | L, 3-7 |
| 3/5 Tulane | L, 6-7 |

| | |
|-------------------------|-------------|
| 3/6 New Orleans | W, 7-5 |
| 3/8 at Nevada-Las Vegas | W, 14-4 |
| 3/9 at Nevada-Las Vegas | L, 1-5 |
| 3/9 at Nevada-Las Vegas | W, 9-4 |
| 3/12 Notre Dame | L, 3-6 |
| 3/13 St. Louis | W, 6-4 |
| 3/17 Mississippi State | W, 4-2 |
| 3/17 Mississippi State | W, 6-5 (8) |
| 3/19 at Southern | W, 5-2 |
| 3/20 at Tulane | L, 1-5 |
| 3/23 at Mississippi | W, 4-0 |
| 3/23 at Mississippi | W, 3-2 |
| 3/24 at Mississippi | W, 7-3 |
| 3/26 Louisiana College | W, 2-1 |
| 3/27 Jackson State | W, 14-4 |
| 3/30 at Auburn | W, 6-2 |
| 3/30 at Auburn | W, 8-3 |
| 3/31 at Auburn | W, 13-8 |
| 4/2 McNeese State | L, 3-6 |
| 4/3 Nicholls State | W, 6-5 |
| 4/6 Florida | W, 6-5 (10) |
| 4/6 Florida | W, 5-3 |
| 4/7 Florida | W, 12-6 |
| 4/9 at Northwestern St. | W, 7-3 |
| 4/10 at Louisiana Tech | W, 13-6 |
| 4/13 at Tennessee | L, 3-5 |
| 4/13 at Tennessee | L, 5-6 |
| 4/14 at Tennessee | W, 11-4 |
| 4/16 Centenary | W, 15-2 |
| 4/17 at New Orleans | W, 5-2 |
| 4/20 at Kentucky | L, 7-17 |
| 4/20 at Kentucky | L, 7-11 |
| 4/21 at Kentucky | L, 3-7 |
| 4/24 Northeast La. | W, 12-3 |
| 4/25 Southeastern La. | L, 2-15 |
| 4/27 Alabama | W, 15-4 |
| 4/27 Alabama | L, 6-8 |
| 4/28 Alabama | W, 11-6 |
| 5/4 Vanderbilt | W, 21-5 |
| 5/4 Vanderbilt | W, 8-5 |
| 5/5 Vanderbilt | L, 6-11 |
| 5/11 at Georgia | W, 10-4 |
| 5/11 at Georgia | W, 5-0 |
| 5/12 at Georgia | W, 16-7 |

SEC TOURNAMENT - BATON ROUGE, LA.

| | |
|------------------------|--------|
| 5/16 Kentucky | W, 8-7 |
| 5/18 Mississippi State | W, 8-2 |
| 5/18 Florida | L, 1-7 |
| 5/19 Mississippi State | W, 9-4 |
| 5/19 Florida | L, 4-8 |

NCAA SOUTH REGIONAL - BATON ROUGE, LA.

| | |
|-----------------------|---------|
| 5/24 Northwestern St. | W, 13-2 |
| 5/26 Oklahoma | W, 4-3 |
| 5/27 Texas A&M | W, 7-1 |
| 5/28 Southwestern La. | W, 8-5 |

COLLEGE WORLD SERIES - OMAHA, NEB.

| | |
|-----------------------|---------|
| 5/31 vs. Florida | W, 8-1 |
| 6/2 vs. Fresno State | W, 15-3 |
| 6/5 vs. Florida | W, 19-8 |
| 6/8 vs. Wichita State | W, 6-3 |

ABCA Hall of Fame Tournament
(Baton Rouge, La.)

* Busch Challenge V (New Orleans, La.)

1992 (50-16) Coach Skip Bertman

SEC Champions

SEC Tournament Champions

NCAA South I Regional Participants

| | |
|---------------------------|-------------|
| 2/14 Nevada-Las Vegas | W, 3-1 |
| 2/15 Nevada-Las Vegas | W, 12-9 |
| 2/16 Nevada-Las Vegas | W, 8-3 |
| 2/19 Northwestern St. | W, 7-6 (11) |
| 2/21 vs. Georgia Tech* | W, 3-2 |
| 2/22 vs. Georgia* | L, 1-9 |
| 2/23 vs. Ga. Southern* | W, 20-7 |
| 2/27 Southeastern La. | W, 6-2 |
| 2/28 Maine | L, 5-12 |
| 2/29 Maine | W, 8-5 |
| 3/1 Maine | W, 10-5 |
| 3/6 Stephen F. Austin | W, 21-1 |
| 3/7 Stephen F. Austin | W, 16-2 |
| 3/7 Stephen F. Austin | W, 12-2 |
| 3/10 Centenary | W, 22-3 |
| 3/11 at Tulane | W, 7-0 |
| 3/14 at Louisiana College | W, 23-2 |
| 3/17 George Washington | W, 22-9 |
| 3/18 George Washington | L, 5-8 |
| 3/21 at South Carolina | W, 4-1 |
| 3/21 at South Carolina | W, 3-1 |
| 3/22 at South Carolina | W, 5-0 |
| 3/24 at Central Florida | W, 5-2 |
| 3/28 Tennessee | W, 3-1 |
| 3/28 Tennessee | L, 2-9 |
| 3/29 Tennessee | W, 13-7 |
| 4/1 New Orleans | W, 14-7 |
| 4/2 Southern | W, 12-3 |
| 4/4 at Florida | L, 4-5 |
| 4/4 at Florida | W, 2-0 |
| 4/5 at Florida | W, 5-3 |
| 4/7 Northeast La. | W, 6-5 (10) |
| 4/8 Tulane | L, 2-6 |
| 4/11 Mississippi | W, 10-3 |
| 4/11 Mississippi | W, 5-3 |
| 4/12 Mississippi | L, 3-5 |
| 4/14 McNeese State | W, 14-2 |
| 4/15 at New Orleans | L, 5-9 |
| 4/18 Arkansas | W, 12-2 |
| 4/18 Arkansas | W, 12-4 |
| 4/19 Arkansas | W, 8-4 |
| 4/21 at Southeastern La. | W, 14-4 |
| 4/22 at Nicholls State | L, 1-4 |
| 4/25 at Alabama | W, 10-0 |
| 4/25 at Alabama | W, 8-7 |
| 4/26 at Alabama | L, 5-7 |
| 4/28 Louisiana College | W, 7-3 |
| 4/30 at Northeast La. | W, 10-2 |
| 5/2 at Auburn | W, 2-1 |
| 5/2 at Auburn | L, 2-4 |
| 5/3 at Auburn | L, 3-4 |
| 5/5 Nicholls State | W, 15-8 |
| 5/6 Southwestern La. | L, 0-5 |
| 5/9 Mississippi State | W, 8-3 |
| 5/9 Mississippi State | W, 5-3 |
| 5/10 Mississippi State | W, 5-3 |

SEC TOURNAMENT - NEW ORLEANS, LA.

| | |
|-------------------------|---------|
| 5/13 vs. Vanderbilt | W, 7-2 |
| 5/14 vs. Arkansas | W, 8-1 |
| 5/15 vs. Florida | L, 1-3 |
| 5/16 vs. Georgia | W, 5-3 |
| 5/17 vs. South Carolina | W, 6-3 |
| 5/17 vs. Florida | W, 12-1 |

NCAA SOUTH I REGIONAL - BATON ROUGE, LA.

| | |
|--------------------------|---------|
| 5/21 Providence | W, 8-1 |
| 5/22 Ohio State | L, 0-5 |
| 5/23 Tulane | W, 7-3 |
| 5/23 Cal State Fullerton | L, 0-11 |

* Busch Challenge VI (New Orleans, La.)

1993 (53-17-1) Coach Skip Bertman

SEC Champions

SEC Tournament Champions

NCAA South Regional Champions

NCAA National Champions

| | |
|------------------------------|-------------|
| 2/22 Northwestern State | W, 8-3 |
| 2/24 Centenary | W, 19-0 |
| 2/26 vs. Mississippi State * | L, 4-7 |
| 2/27 vs. Southern Miss * | W, 8-4 |
| 2/28 vs. Ole Miss * | L, 4-6 |
| 3/3 Lamar | L, 3-9 |
| 3/6 Central Florida | W, 12-0 |
| 3/7 Central Florida | W, 14-4 |
| 3/9 at Tulane | W, 14-7 |
| 3/10 Indiana State | W, 10-0 |
| 3/11 Indiana State | W, 8-1 |
| 3/13 Michigan | W, 6-2 |
| 3/14 Michigan | W, 9-8 |
| 3/17 Nicholls State | W, 7-5 |
| 3/19 New Mexico | W, 9-3 |
| 3/21 New Mexico | W, 14-1 |
| 3/21 New Mexico | W, 8-5 |
| 3/23 at Arkansas State | W, 9-0 |
| 3/24 at Arkansas State | L, 7-10 |
| 3/27 South Carolina | W, 10-3 |
| 3/27 South Carolina | W, 6-1 |
| 3/28 South Carolina | T, 9-9 (10) |
| 3/29 Louisiana College | W, 10-3 |
| 3/30 Southern | W, 10-8 |
| 3/31 at New Orleans | W, 13-8 |
| 4/3 at Tennessee | L, 1-8 |
| 4/3 at Tennessee | W, 4-1 |
| 4/4 at Tennessee | L, 2-6 |
| 4/6 at Northwestern State | L, 5-6 |
| 4/10 Florida | L, 1-2 |
| 4/10 Florida | W, 11-3 |
| 4/11 Florida | W, 16-2 |
| 4/12 Southeastern La. | W, 8-7 |
| 4/13 McNeese State | W, 15-11 |
| 4/17 at Ole Miss | W, 8-0 |
| 4/17 at Ole Miss | W, 2-1 |
| 4/18 at Ole Miss | W, 6-5 (10) |
| 4/19 Southeastern La. | W, 9-1 |
| 4/20 at Southern | W, 8-7 |
| 4/21 at McNeese State | L, 3-5 |
| 4/24 at Arkansas | W, 3-0 |
| 4/24 at Arkansas | W, 4-2 (8) |
| 4/25 at Arkansas | W, 8-2 |
| 4/26 Tulane | W, 6-3 |
| 4/27 New Orleans | W, 12-9 |
| 4/28 Southwestern La. | L, 9-10 |
| 5/2 Alabama | L, 1-3 |
| 5/4 Centenary @ | W, 18-3 |
| 5/8 Auburn | W, 21-2 |
| 5/8 Auburn | L, 8-9 (8) |
| 5/9 Auburn | L, 2-9 |
| 5/12 Arkansas State | W, 9-1 |
| 5/13 Arkansas State | W, 14-4 |
| 5/15 at Mississippi State | L, 3-4 |
| 5/15 at Mississippi State | W, 3-2 (8) |
| 5/16 at Mississippi State | W, 13-7 |

SEC DIVISION TOURNAMENT -

BATON ROUGE, LA.

| | |
|------------------------|---------|
| 5/20 Ole Miss | W, 6-1 |
| 5/21 Mississippi State | L, 3-5 |
| 5/22 Arkansas | W, 13-7 |
| 5/22 Auburn | W, 16-5 |
| 5/23 Mississippi State | W, 7-3 |

NCAA SOUTH REGIONAL - BATON ROUGE, LA.

| | |
|-----------------------|----------|
| 5/27 Western Carolina | W, 7-2 |
| 5/28 Kent State | L, 12-15 |
| 5/29 Baylor | W, 13-6 |

| | |
|---|---------|
| 5/29 South Alabama | W, 11-4 |
| 5/30 South Alabama | W, 9-4 |
| COLLEGE WORLD SERIES - OMAHA, NEB. | |
| 6/4 vs. Long Beach State | W, 7-1 |
| 6/6 vs. Texas A&M | W, 13-8 |
| 6/9 vs. Long Beach State | L, 8-10 |
| 6/11 vs. Long Beach State | W, 6-5 |
| 6/12 vs. Wichita State | W, 8-0 |

* Winn-Dixie Showdown (New Orleans, La.)
@ at Fair Grounds Field (Shreveport, La.)

**1994 (46-20) Coach Skip Bertman
SEC Western Division Champions
SEC Western Division Tournament Champions
NCAA South Regional Champions
College World Series - 7th Place**

| | |
|--------------------------|--------------|
| 2/18 vs. Auburn * | L, 1-3 |
| 2/19 vs. South Alabama * | L, 3-5 |
| 2/20 vs. Alabama * | W, 3-0 |
| 2/22 Northwestern State | W, 11-5 |
| 2/26 at Houston | W, 8-5 |
| 2/27 at Houston | W, 7-2 |
| 3/3 at Tulane | L, 8-10 |
| 3/4 UAB | W, 11-5 |
| 3/5 UAB | W, 6-5 |
| 3/6 UAB | W, 17-6 |
| 3/8 Southeastern La. | W, 11-10 |
| 3/11 at Texas | W, 9-6 |
| 3/12 at Texas | L, 7-9 |
| 3/13 at Texas | L, 1-7 |
| 3/15 Louisiana College | L, 5-7 |
| 3/16 New Orleans | W, 4-3 |
| 3/18 Texas Christian | W, 13-6 |
| 3/19 Texas Christian | W, 15-10 |
| 3/20 Texas Christian | W, 16-8 |
| 3/22 Arkansas State | W, 16-1 |
| 3/23 Arkansas State | W, 8-2 |
| 3/25 Vanderbilt | W, 10-4 |
| 3/26 Vanderbilt | W, 16-7 |
| 3/27 Vanderbilt | W, 4-3 |
| 3/30 at Lamar | L, 3-4 |
| 4/1 at Georgia | W, 14-11 |
| 4/2 at Georgia | W, 7-3 |
| 4/3 at Georgia | W, 12-6 |
| 4/4 Southern | W, 11-2 |
| 4/5 Nicholls State | W, 12-4 |
| 4/6 at Southwestern La. | L, 8-11 |
| 4/8 at Kentucky | L, 6-9 |
| 4/9 at Kentucky | L, 3-13 |
| 4/12 McNeese State | L, 3-4 |
| 4/13 at New Orleans | W, 9-1 |
| 4/14 Tulane | L, 2-4 |
| 4/16 Ole Miss | W, 5-4 |
| 4/16 Ole Miss | W, 5-2 |
| 4/17 Ole Miss | W, 3-2 |
| 4/19 at Southeastern La. | W, 14-8 |
| 4/20 Centenary | W, 10-4 |
| 4/23 Arkansas | W, 11-3 |
| 4/23 Arkansas | W, 16-4 |
| 4/24 Arkansas | L, 5-6 |
| 4/26 at Nicholls State | L, 2-3 (13) |
| 4/28 Southwestern La. | L, 8-9 |
| 4/29 at Alabama | W, 13-7 |
| 4/30 at Alabama | W, 10-6 |
| 5/1 at Alabama | L, 5-7 |
| 5/3 South Alabama | W, 8-4 |
| 5/6 at Auburn | W, 13-6 (10) |
| 5/7 at Auburn | W, 4-3 |
| 5/8 at Auburn | W, 4-3 |
| 5/13 Mississippi State | W, 3-0 |
| 5/14 Mississippi State | L, 4-7 |
| 5/15 Mississippi State | L, 1-9 |

**SEC DIVISION TOURNAMENT -
OXFORD, MISS.**

| | |
|---|----------|
| 5/19 vs. Alabama | W, 3-2 |
| 5/20 vs. Arkansas | W, 6-4 |
| 5/21 vs. Auburn | W, 3-2 |
| 5/22 vs. Auburn | W, 5-4 |
| NCAA SOUTH REGIONAL - BATON ROUGE, LA. | |
| 5/26 Southeastern La. | W, 10-6 |
| 5/27 Fresno State | W, 6-2 |
| 5/28 Southern California | W, 6-2 |
| 5/29 Southern California | W, 12-10 |
| COLLEGE WORLD SERIES - OMAHA, NEB. | |
| 6/3 vs. Florida State | L, 3-6 |
| 6/5 vs. Cal State Fullerton | L, 6-20 |

* Winn-Dixie Showdown (New Orleans, La.)

**1995 (47-18) Coach Skip Bertman
NCAA South Regional Participants**

| | |
|---------------------------|-------------|
| 2/17 vs. Lamar * | W, 10-6 |
| 2/18 vs. Houston * | L, 3-4 |
| 2/19 vs. Texas A&M * | W, 7-6 |
| 2/21 Northwestern St. | W, 16-5 |
| 2/22 Centenary | W, 3-0 |
| 2/25 Houston | W, 14-3 |
| 2/26 Houston | W, 13-6 |
| 3/3 vs. Florida State # | W, 6-2 |
| 3/4 vs. Michigan # | W, 11-9 |
| 3/5 at Minnesota # | W, 14-2 |
| 3/8 Tulane | W, 1-0 |
| 3/9 Southern | W, 5-1 |
| 3/10 Maine | W, 6-1 |
| 3/11 Maine | W, 12-2 |
| 3/12 Maine | W, 9-2 |
| 3/15 New Orleans | W, 3-1 |
| 3/17 South Florida | W, 6-0 |
| 3/18 South Florida | L, 4-6 |
| 3/19 South Florida | L, 5-7 |
| 3/21 at Centenary | W, 7-4 |
| 3/22 at Northwestern St. | W, 8-7 (10) |
| 3/24 at Vanderbilt | W, 9-1 |
| 3/25 at Vanderbilt | L, 4-6 |
| 3/26 at Vanderbilt | W, 14-3 |
| 3/27 Louisiana College | W, 5-1 |
| 3/31 Georgia | W, 8-2 |
| 4/1 Georgia | W, 11-5 |
| 4/2 Georgia | W, 7-4 (12) |
| 4/5 at SW Louisiana | W, 9-3 |
| 4/7 Kentucky | W, 11-0 |
| 4/8 Kentucky | W, 16-7 |
| 4/9 Kentucky | W, 6-5 |
| 4/11 McNeese State | W, 10-1 |
| 4/12 at Tulane | W, 3-2 |
| 4/14 at Ole Miss | L, 0-6 |
| 4/15 at Ole Miss | W, 2-1 |
| 4/16 at Ole Miss | L, 2-6 |
| 4/18 at Southern | W, 14-9 |
| 4/19 Northeast Louisiana | W, 12-11 |
| 4/21 at Arkansas | W, 10-3 |
| 4/23 at Arkansas | W, 13-7 |
| 4/23 at Arkansas | L, 3-5 |
| 4/25 Loyola-New Orleans | W, 7-1 |
| 4/26 SW Louisiana | W, 12-2 |
| 4/27 at New Orleans | L, 2-4 |
| 4/28 Alabama | L, 0-4 |
| 4/29 Alabama | L, 6-7 (11) |
| 4/30 Alabama | W, 8-6 |
| 5/1 SE Louisiana | W, 7-3 |
| 5/2 Nicholls State | W, 9-1 |
| 5/5 Auburn | L, 7-19 |
| 5/6 Auburn | W, 11-6 |
| 5/7 Auburn | L, 11-12 |
| 5/12 at Mississippi State | L, 3-6 |

| | |
|--|----------|
| 5/13 at Mississippi State | L, 10-12 |
| 5/14 at Mississippi State | W, 6-4 |
| SEC DIVISION TOURNAMENT - STARKVILLE, MISS. | |
| 5/18 vs. Alabama | L, 8-9 |
| 5/19 vs. Mississippi St. | W, 14-6 |
| 5/20 vs. Auburn | W, 7-5 |
| 5/21 vs. Arkansas | W, 7-6 |
| 5/21 vs. Alabama | L, 8-9 |
| NCAA SOUTH REGIONAL - BATON ROUGE, LA. | |
| 5/25 Central Michigan | W, 5-3 |
| 5/26 Rice | L, 7-15 |
| 5/27 Central Michigan | W, 10-5 |
| 5/27 Rice | L, 9-16 |

* Winn-Dixie Showdown (New Orleans, La.)
Hormel Foods Classic (Minneapolis, Minn.)

**1996 (52-15) Coach Skip Bertman
SEC Champions
NCAA South II Regional Champions
NCAA National Champions**

| | |
|----------------------------|-------------|
| 2/16 Western Kentucky | W, 9-0 |
| 2/17 Western Kentucky | W, 18-0 |
| 2/18 Western Kentucky | W, 18-1 |
| 2/20 Centenary | W, 6-1 |
| 2/23 vs. Southern Miss * | W, 7-4 |
| 2/24 vs. Ole Miss * | W, 9-7 |
| 2/25 vs. Mississippi St. * | W, 8-4 |
| 2/27 Tulane | W, 10-0 |
| 3/1 Louisiana Tech | W, 6-1 |
| 3/2 Duquesne | W, 14-7 |
| 3/3 Duquesne | W, 9-5 |
| 3/6 Loyola-New Orleans | W, 22-2 |
| 3/9 at Vanderbilt | W, 15-0 |
| 3/10 at Vanderbilt | L, 2-3 (7) |
| 3/10 at Vanderbilt | W, 14-4 (7) |
| 3/12 Dayton | W, 15-2 |
| 3/13 Dayton | L, 6-7 |
| 3/15 Georgia | W, 14-4 |
| 3/16 Georgia | W, 12-5 |
| 3/17 Georgia | W, 23-5 |
| 3/19 New Orleans | W, 16-8 |
| 3/20 Northeast La. | W, 10-0 |
| 3/22 at Florida | L, 6-7 (16) |
| 3/23 at Florida | L, 5-9 |
| 3/24 at Florida | L, 1-2 |
| 3/26 Southern | W, 19-0 |
| 3/27 McNeese State | W, 16-0 |
| 3/29 Tennessee | W, 9-2 |
| 3/30 Tennessee | W, 5-3 |
| 3/31 Tennessee | W, 9-1 |
| 4/1 at Tulane | W, 3-1 |
| 4/2 Northwestern State | L, 5-10 |
| 4/3 Northwestern State | L, 5-6 |
| 4/5 at South Carolina | W, 15-2 |
| 4/7 at South Carolina | L, 0-2 (7) |
| 4/7 at South Carolina | W, 4-2 (7) |
| 4/9 at Southeastern La. | W, 5-2 |
| 4/10 Nicholls State | W, 14-0 |
| 4/12 at Ole Miss | W, 6-5 (13) |
| 4/13 at Ole Miss | W, 10-1 |
| 4/14 at Ole Miss | W, 9-2 |
| 4/16 Southeastern La. | W, 7-4 |
| 4/19 Arkansas | L, 2-3 |
| 4/20 Arkansas | W, 11-4 |
| 4/21 Arkansas | W, 9-4 |
| 4/23 at New Orleans | W, 8-4 |
| 4/24 Louisiana College | W, 20-0 |
| 4/26 Alabama | W, 8-6 |
| 4/27 Alabama | L, 4-17 |
| 4/28 Alabama | L, 5-12 |
| 5/3 at Auburn | W, 14-2 |

| | |
|--|-------------|
| 5/4 at Auburn | W, 6-0 |
| 5/5 at Auburn | L, 3-7 |
| 5/10 Mississippi St. | W, 8-7 (10) |
| 5/11 Mississippi St. | W, 17-9 |
| 5/12 Mississippi St. | L, 10-11 |
| SEC TOURNAMENT - HOOVER, ALA. | |
| 5/16 vs. Tennessee | W, 3-1 |
| 5/17 vs. Florida | L, 2-6 |
| 5/18 vs. Kentucky | L, 11-12 |
| NCAA SOUTH II REGIONAL - BATON ROUGE, LA. | |
| 5/23 Austin Peay | W, 9-3 |
| 5/24 UNLV | W, 7-6 |
| 5/25 New Orleans | W, 17-4 |
| 5/26 Georgia Tech | W, 29-13 |
| COLLEGE WORLD SERIES - OMAHA, NEB. | |
| 6/1 vs. Wichita State | W, 9-8 |
| 6/3 vs. Florida | W, 9-4 |
| 6/6 vs. Florida | W, 2-1 |
| 6/8 vs. Miami (Fla.) | W, 9-8 |

* Winn-Dixie Showdown (New Orleans, La.)

**1997 (57-13) Coach Skip Bertman
SEC Champions
NCAA South I Regional Champions
NCAA National Champions**

| | |
|---------------------------|--------------|
| 2/15 Baylor | W, 13-2 |
| 2/15 Baylor | W, 11-5 |
| 2/16 Baylor | W, 8-3 |
| 2/18 Centenary | W, 9-2 |
| 2/19 Southern | W, 16-2 |
| 2/21 vs. North Carolina * | W, 11-4 |
| 2/22 vs. N.C. State * | W, 3-2 |
| 2/23 vs. Duke * | W, 9-8 |
| 2/28 VCU | W, 15-2 |
| 3/1 VCU | W, 22-0 |
| 3/2 VCU | W, 6-4 (7) |
| 3/4 Tulane | W, 8-5 |
| 3/5 Southern | W, 12-1 |
| 3/7 Vanderbilt | W, 19-5 |
| 3/8 Vanderbilt | W, 8-7 |
| 3/9 Vanderbilt | W, 7-3 |
| 3/11 Louisiana Tech | W, 8-2 |
| 3/12 Louisiana College | W, 14-7 |
| 3/14 at Georgia | W, 6-5 (10) |
| 3/15 at Georgia | L, 9-11 |
| 3/16 at Georgia | W, 7-3 |
| 3/18 at New Orleans | L, 4-6 |
| 3/21 Florida | W, 11-3 |
| 3/22 Florida | W, 13-10 |
| 3/23 Florida | W, 9-5 |
| 3/25 at Louisiana Tech | W, 13-1 |
| 3/26 at Northeast La. | L, 2-6 |
| 3/28 at Tennessee | W, 12-3 |
| 3/29 at Tennessee | W, 7-2 |
| 3/30 at Tennessee | W, 8-6 (11) |
| 4/1 Nicholls State | W, 13-5 |
| 4/2 McNeese State | W, 9-6 |
| 4/4 South Carolina | W, 9-8 |
| 4/5 South Carolina | L, 7-8 |
| 4/6 South Carolina | W, 11-10 (7) |
| 4/8 at Tulane | W, 12-2 |
| 4/9 Northeast La. | W, 12-4 |
| 4/12 at Miss. State | L, 6-9 |
| 4/12 at Miss. State | W, 20-12 |
| 4/13 at Miss. State | L, 1-4 |
| 4/15 SW Louisiana | L, 8-10 |
| 4/16 Southeastern La. | W, 11-4 |
| 4/18 Ole Miss | W, 7-1 |
| 4/19 Ole Miss | W, 6-4 |
| 4/20 Ole Miss | W, 11-4 |
| 4/22 New Orleans | L, 8-11 |

| | |
|---|--------------|
| 4/23 Northwestern St. | W, 11-5 |
| 4/25 Auburn | W, 7-1 |
| 4/26 Auburn | W, 8-0 |
| 4/29 Southern | W, 11-1 |
| 5/2 at Arkansas | W, 13-8 |
| 5/3 at Arkansas | W, 11-5 |
| 5/4 at Arkansas | L, 1-16 |
| 5/9 at Alabama | L, 4-6 |
| 5/10 at Alabama | L, 2-28 |
| 5/11 at Alabama | W, 6-4 |
| SEC TOURNAMENT - COLUMBUS, GA. | |
| 5/15 vs. Auburn | W, 5-2 |
| 5/16 vs. Tennessee | W, 12-5 |
| 5/17 vs. Alabama | W, 12-7 |
| 5/18 vs. Alabama | L, 2-12 |
| NCAA SOUTH I REGIONAL - BATON ROUGE, LA. | |
| 5/22 UNC-Greensboro | W, 14-0 |
| 5/23 Oklahoma | W, 14-3 |
| 5/24 South Alabama | L, 5-11 |
| 5/25 Long Beach St. | W, 14-7 (11) |
| 5/26 South Alabama | W, 14-4 |
| 5/26 South Alabama | W, 15-4 |
| COLLEGE WORLD SERIES - OMAHA, NEB. | |
| 5/30 vs. Rice | W, 5-4 |
| 6/1 vs. Stanford | W, 10-5 |
| 6/4 vs. Stanford | W, 13-9 |
| 6/7 vs. Alabama | W, 13-6 |

* Winn-Dixie Showdown (New Orleans, La.)

1998 (48-19) Coach Skip Bertman
SEC Western Division Champions
NCAA South II Regional Champions
College World Series - 3rd Place

| | |
|----------------------------|--------------|
| 2/13 SW Louisiana | W, 11-7 |
| 2/14 SW Louisiana | W, 15-0 |
| 2/17 LSU-Shreveport | W, 16-5 |
| 2/18 SW Louisiana | L, 4-7 |
| 2/20 at Texas | L, 1-5 |
| 2/21 at Texas | W, 12-9 |
| 2/22 at Texas | L, 5-7 (8) |
| 2/24 Northeast La. | W, 9-8 (12) |
| 2/25 Louisiana College | W, 7-2 |
| 2/27 vs. Mississippi St. * | L, 3-11 |
| 2/28 vs. Arkansas * | L, 5-6 (10) |
| 3/1 vs. Southern Miss * | W, 16-4 (8) |
| 3/3 Tulane | W, 10-9 |
| 3/4 Southern | W, 26-0 |
| 3/6 Georgia | W, 4-1 |
| 3/7 Georgia | W, 14-1 (7) |
| 3/8 Georgia | W, 14-9 |
| 3/10 Louisiana Tech | W, 8-1 |
| 3/11 McNeese State | W, 4-3 |
| 3/13 at Auburn | W, 11-8 (12) |
| 3/14 at Auburn | L, 7-14 |
| 3/15 at Auburn | L, 8-15 |
| 3/17 New Orleans | W, 4-2 |
| 3/18 Southeastern La. | W, 13-2 |
| 3/20 Arkansas | W, 9-5 |
| 3/21 Arkansas | W, 6-3 |
| 3/22 Arkansas | W, 27-6 (7) |
| 3/24 Northwestern State | W, 6-3 |
| 3/25 at McNeese State | W, 13-5 |
| 3/27 at Kentucky | W, 7-3 |
| 3/28 at Kentucky | W, 7-2 |
| 3/29 at Kentucky | W, 11-6 |
| 3/31 Nicholls State | W, 4-0 |
| 4/1 Nicholls State | W, 9-2 |
| 4/3 Mississippi State | W, 8-5 |
| 4/4 Mississippi State | L, 3-8 |
| 4/5 Mississippi State | W, 11-5 |
| 4/7 vs. Tulane # | L, 8-10 |
| 4/10 at Vanderbilt | W, 5-3 |

| | |
|--|------------|
| 4/11 at Vanderbilt | W, 6-4 |
| 4/12 at Vanderbilt | L, 7-8 |
| 4/14 Loyola-New Orleans | W, 9-5 |
| 4/15 at Southeastern La. | W, 9-3 |
| 4/17 Alabama | W, 6-5 |
| 4/19 Alabama | W, 7-3 (7) |
| 4/19 Alabama | L, 2-4 (7) |
| 4/22 vs. New Orleans # | W, 9-5 |
| 4/24 at Florida | W, 13-5 |
| 4/25 at Florida | L, 3-4 |
| 4/26 at Florida | L, 1-3 |
| 5/1 Tennessee | W, 4-3 |
| 5/2 Tennessee | W, 15-12 |
| 5/3 Tennessee | W, 8-7 |
| 5/8 at Mississippi | W, 11-4 |
| 5/9 at Mississippi | L, 0-9 |
| 5/10 at Mississippi | L, 8-10 |
| SEC TOURNAMENT - HOOVER, ALA. | |
| 5/13 vs. Arkansas | L, 4-8 |
| 5/14 vs. South Carolina | W, 6-0 |
| 5/15 vs. Mississippi State | L, 5-7 |
| NCAA SOUTH II REGIONAL - BATON ROUGE, LA. | |
| 5/21 Nicholls State | W, 18-4 |
| 5/22 SW Louisiana | W, 15-6 |
| 5/23 Cal State Fullerton | W, 13-11 |
| 5/24 Cal State Fullerton | W, 14-3 |
| COLLEGE WORLD SERIES - OMAHA, NEB. | |
| 5/30 vs. Southern Cal | W, 12-10 |
| 6/1 vs. Mississippi State | W, 10-8 |
| 6/4 vs. Southern Cal | L, 4-5 |
| 6/5 vs. Southern Cal | L, 3-7 |

* Winn-Dixie Showdown (New Orleans, La.)
 # at Zephyr Field (Metairie, La.)

1999 (41-24-1) Coach Skip Bertman
NCAA Regional Champions
NCAA Super Regional Participants

| | |
|--------------------------|--------------|
| 2/12 Texas | W, 7-5 |
| 2/13 Texas | L, 4-16 |
| 2/14 Texas | L, 4-10 |
| 2/19 vs. Southern Miss * | W, 8-2 |
| 2/20 vs. SW Louisiana * | W, 13-6 |
| 2/21 vs. Mississippi * | W, 5-1 |
| 2/23 Southeastern La. | W, 17-7 |
| 2/26 Centenary | W, 21-1 |
| 2/27 Central Florida | W, 18-4 |
| 2/28 Central Florida | W, 5-2 |
| 3/2 Northwestern State | L, 6-12 |
| 3/3 Southern | W, 18-1 |
| 3/5 Ohio | W, 26-5 |
| 3/6 Ohio | W, 14-1 |
| 3/7 Ohio | W, 20-6 |
| 3/9 at SW Louisiana | W, 12-8 (10) |
| 3/12 Florida | W, 8-3 |
| 3/14 Florida | L, 4-6 (7) |
| 3/14 Florida | W, 7-5 (8) |
| 3/16 SW Louisiana | L, 3-11 |
| 3/17 Nicholls State | W, 12-4 |
| 3/19 at Arkansas | L, 4-11 |
| 3/20 at Arkansas | W, 10-4 |
| 3/21 at Arkansas | L, 6-7 |
| 3/23 vs. Southern # | W, 7-6 (11) |
| 3/24 Tulane | L, 3-5 |
| 3/26 Mississippi | L, 2-4 |
| 3/27 Mississippi | W, 8-6 |
| 3/28 Mississippi | W, 10-4 |
| 3/31 Northeast La. | L, 3-4 |
| 4/2 at Tennessee | W, 8-4 |
| 4/3 at Tennessee | L, 7-8 |
| 4/4 at Tennessee | L, 3-4 |
| 4/6 New Orleans | W, 6-3 |

| | |
|---|----------|
| 4/9 Vanderbilt | L, 2-11 |
| 4/10 Vanderbilt | W, 10-2 |
| 4/11 Vanderbilt | W, 9-2 |
| 4/14 vs. Tulane # | L, 10-15 |
| 4/16 at Alabama | L, 3-10 |
| 4/17 at Alabama | W, 9-8 |
| 4/18 at Alabama | L, 4-9 |
| 4/20 vs. New Orleans # | W, 13-7 |
| 4/21 McNeese State | W, 7-2 |
| 4/23 at Mississippi State | W, 10-8 |
| 4/24 at Mississippi State | L, 1-7 |
| 4/25 at Mississippi State | W, 3-2 |
| 4/30 Auburn | W, 9-5 |
| 5/1 Auburn | W, 8-5 |
| 5/2 Auburn | W, 11-2 |
| 5/7 at Georgia | W, 4-3 |
| 5/8 at Georgia | W, 18-13 |
| 5/9 at Georgia | T, 11-11 |
| 5/11 at Northeast La. | L, 5-6 |
| 5/14 Kentucky | W, 7-2 |
| 5/15 Kentucky | L, 8-13 |
| 5/16 Kentucky | W, 6-4 |
| SEC TOURNAMENT - HOOVER, ALA. | |
| 5/19 vs. Auburn | L, 2-6 |
| 5/20 vs. Kentucky | W, 10-0 |
| 5/21 vs. Arkansas | L, 8-9 |
| NCAA REGIONAL - BATON ROUGE, LA. | |
| 5/28 Northeast La. | W, 11-4 |
| 5/29 East Carolina | L, 10-11 |
| 5/29 Southern | W, 6-3 |
| 5/30 East Carolina | W, 12-10 |
| 5/31 East Carolina | W, 9-0 |
| NCAA SUPER REGIONAL - TUSCALOOSA, ALA. | |
| 6/4 at Alabama | L, 6-13 |
| 6/5 at Alabama | L, 5-13 |

* Winn-Dixie Showdown (New Orleans, La.)
 # at Zephyr Field (Metairie, La.)

2000 (52-17) Coach Skip Bertman
SEC Western Division Champions
SEC Tournament Champions
NCAA Regional Champions
NCAA Super Regional Champions
NCAA National Champions

| | |
|--------------------------|--------------|
| 2/12 Virginia | W, 8-0 |
| 2/12 Virginia | W, 13-2 |
| 2/13 Virginia | W, 13-4 |
| 2/15 Southeastern La. | W, 11-0 |
| 2/18 Arizona State | W, 8-4 |
| 2/19 Arizona State | W, 6-5 |
| 2/20 Arizona State | L, 2-6 |
| 2/22 McNeese State | L, 8-9 (11) |
| 2/25 Houston | L, 2-10 |
| 2/26 Houston | L, 7-11 |
| 2/27 Houston | L, 2-10 |
| 2/29 Nicholls State | W, 8-2 |
| 3/1 Tulane | W, 12-5 |
| 3/3 at Central Florida | L, 13-14 |
| 3/4 at Central Florida | W, 11-4 |
| 3/5 at Central Florida | W, 4-1 |
| 3/7 Southern | W, 7-3 |
| 3/10 Georgia | L, 3-7 |
| 3/11 Georgia | L, 8-10 (11) |
| 3/12 Georgia | W, 13-3 |
| 3/14 at Southeastern La. | W, 11-4 |
| 3/17 at Vanderbilt | W, 6-0 |
| 3/18 at Vanderbilt | W, 17-4 |
| 3/22 New Orleans | W, 17-2 |
| 3/24 South Carolina | W, 8-6 |
| 3/25 South Carolina | W, 7-6 |
| 3/26 South Carolina | L, 7-9 |
| 3/28 Centenary @ | W, 6-3 |

| | |
|---|-------------|
| 3/31 at Auburn | W, 18-11 |
| 4/1 at Auburn | L, 1-7 |
| 4/2 at Auburn | W, 12-10 |
| 4/4 vs. New Orleans # | W, 10-2 |
| 4/5 Southern | W, 10-5 |
| 4/7 Arkansas | W, 12-3 |
| 4/8 Arkansas | W, 12-5 |
| 4/9 Arkansas | W, 17-11 |
| 4/11 UL-Lafayette | W, 8-2 |
| 4/15 at Florida | W, 10-4 |
| 4/15 at Florida | W, 9-6 |
| 4/16 at Florida | L, 5-7 |
| 4/18 UL-Monroe | W, 12-5 |
| 4/19 vs. Tulane # | W, 21-6 |
| 4/21 Miss. State | L, 13-15 |
| 4/22 Miss. State | W, 18-15 |
| 4/23 Miss. State | L, 3-10 |
| 4/25 Northwestern State | W, 13-0 |
| 4/28 at Ole Miss | W, 12-6 |
| 4/29 at Ole Miss | L, 4-6 |
| 4/30 at Ole Miss | W, 9-2 |
| 5/2 at McNeese State | L, 3-4 (11) |
| 5/5 at Kentucky | W, 9-0 |
| 5/6 at Kentucky | W, 6-3 |
| 5/7 at Kentucky | L, 4-7 |
| 5/12 Alabama | W, 11-4 |
| 5/13 Alabama | W, 6-4 |
| 5/14 Alabama | L, 0-14 |
| SEC TOURNAMENT - HOOVER, ALA. | |
| 5/17 vs. Georgia | W, 11-3 |
| 5/18 vs. Alabama | W, 18-12 |
| 5/20 vs. Alabama | W, 6-5 |
| 5/21 vs. Florida | W, 9-6 |
| NCAA REGIONAL - BATON ROUGE, LA. | |
| 5/26 Jackson State | W, 19-1 |
| 5/27 UL-Monroe | W, 21-0 |
| 5/28 UL-Monroe | W, 5-3 |
| NCAA SUPER REGIONAL - BATON ROUGE, LA. | |
| 6/2 UCLA | W, 8-2 |
| 6/3 UCLA | W, 14-8 |
| COLLEGE WORLD SERIES - OMAHA, NEB. | |
| 6/10 vs. Texas | W, 13-5 |
| 6/12 vs. Southern Cal | W, 10-4 |
| 6/15 vs. Florida State | W, 6-3 |
| 6/17 vs. Stanford | W, 6-5 |

at Zephyr Field (Metairie, La.)
 @ at Fair Grounds Field (Shreveport, La.)

2001 (44-22-1) Coach Skip Bertman
SEC Western Division Champions
NCAA Regional Champions
NCAA Super Regional Participants

| | |
|----------------------|-------------|
| 2/10 Kansas State | L, 8-9 |
| 2/10 Kansas State | W, 4-0 |
| 2/11 Kansas State | W, 14-8 |
| UL-Monroe | L, 6-7 (11) |
| 2/17 Houston | W, 9-4 |
| 2/17 Houston | W, 4-1 |
| 2/18 Houston | W, 14-6 |
| 2/20 McNeese State | W, 7-3 |
| 2/23 Duquesne | W, 13-9 |
| 2/24 Duquesne | W, 24-5 |
| 2/25 Duquesne | W, 12-2 |
| 2/27 Nicholls State | W, 16-4 |
| 3/2 at Arizona State | W, 12-11 |
| 3/3 at Arizona State | W, 15-7 |
| 3/4 at Arizona State | T, 5-5 (8) |
| 3/6 Southern | L, 6-11 |
| 3/7 Tulane | L, 3-13 |
| 3/9 at Georgia | L, 7-8 (11) |
| 3/10 at Georgia | W, 5-3 (11) |
| 3/11 at Georgia | L, 3-4 (11) |

| | |
|---------------------------|-------------|
| 3/13 Southern | W, 13-6 |
| 3/16 Florida | W, 18-10 |
| 3/17 Florida | W, 4-3 |
| 3/18 Florida | W, 10-7 |
| 3/23 at Mississippi State | W, 9-1 |
| 3/24 at Mississippi State | W, 7-1 |
| 3/25 at Mississippi State | L, 0-13 |
| 3/30 Kentucky | W, 6-2 |
| 3/31 Kentucky | W, 9-5 |
| 4/1 Kentucky | L, 5-9 |
| 4/3 New Orleans | W, 7-2 |
| 4/6 at South Carolina | W, 5-3 |
| 4/7 at South Carolina | W, 12-5 |
| 4/8 at South Carolina | L, 2-4 |
| 4/10 UL-Lafayette # | W, 12-7 |
| 4/11 Tulane # | L, 6-7 |
| 4/13 Ole Miss | W, 15-2 |
| 4/14 Ole Miss | L, 10-23 |
| 4/15 Ole Miss | W, 6-3 |
| 4/17 Northwestern State | W, 9-7 |
| 4/18 at Northwestern St. | L, 8-10 |
| 4/20 Vanderbilt | L, 5-7 |
| 4/21 Vanderbilt | W, 7-2 |
| 4/22 Vanderbilt | W, 18-2 (8) |
| 4/24 Southeastern La. | W, 7-4 |
| 4/26 at UL-Monroe | W, 16-4 (8) |
| 4/27 at Alabama | W, 4-2 |
| 4/28 at Alabama | W, 8-7 |
| 4/29 at Alabama | W, 8-3 |
| 5/1 New Orleans # | W, 12-1 (7) |
| 5/4 at Arkansas | L, 1-8 |
| 5/5 at Arkansas | L, 4-5 |
| 5/6 at Arkansas | L, 3-4 |
| 5/11 Auburn | W, 20-5 |
| 5/12 Auburn | L, 5-7 |
| 5/13 Auburn | L, 7-9 |

SEC TOURNAMENT - HOOVER, ALA.

| | |
|------------------------|-------------|
| 5/16 Florida | W, 10-0 (7) |
| 5/17 Ole Miss | W, 13-2 (7) |
| 5/19 Ole Miss | W, 12-6 |
| 5/20 Mississippi State | L, 1-4 |

NCAA REGIONAL - BATON ROUGE, LA.

| | |
|----------------|---------|
| 5/25 Minnesota | W, 10-9 |
| 5/26 VCU | W, 13-9 |
| 5/27 VCU | L, 7-10 |
| 5/27 VCU | W, 14-9 |

NCAA SUPER REGIONAL - METAIRIE, LA.

| | |
|---------------|-------------|
| 6/1 at Tulane | W, 4-3 (13) |
| 6/2 at Tulane | L, 4-9 |
| 6/3 at Tulane | L, 1-7 |

at Zephyr Field (Metairie, La.)

2002 (44-22) Coach Smoke Laval

NCAA Regional Champions

NCAA Super Regional Participants

| | |
|--------------------------|-------------|
| 2/8 Birmingham-Southern | W, 10-9 |
| 2/9 Birmingham-Southern | W, 6-5 (13) |
| 2/10 Birmingham-Southern | W, 11-7 |
| 2/12 Southeastern La. | L, 3-4 |
| 2/15 Mercer | W, 7-4 |
| 2/16 Mercer | W, 9-6 |
| 2/17 Mercer | W, 17-1 |
| 2/20 Centenary @ | W, 7-6 |
| 2/22 at Houston | L, 3-11 |
| 2/23 at Houston | W, 8-4 |
| 2/24 at Houston | L, 11-12 |
| 3/2 Long Beach State | L, 3-8 |
| 3/2 Long Beach State | W, 10-2 |
| 3/3 Long Beach State | W, 5-4 (11) |
| 3/5 Tulane | L, 5-6 |
| 3/8 UL-Monroe | W, 4-3 |
| 3/9 UL-Monroe | W, 7-1 |
| 3/10 UL-Monroe | W, 8-7 |

| | |
|--------------------------|-------------|
| 3/12 UL-Lafayette | L, 1-2 |
| 3/15 Vanderbilt | W, 6-0 |
| 3/16 Vanderbilt | L, 2-9 |
| 3/17 Vanderbilt | L, 7-8 |
| 3/19 at UL-Lafayette | L, 0-7 |
| 3/22 at Ole Miss | L, 3-9 |
| 3/23 at Ole Miss | W, 6-5 |
| 3/24 at Ole Miss | L, 7-10 |
| 3/26 at Southeastern La. | W, 9-7 |
| 3/29 Mississippi State | L, 4-15 |
| 3/30 Mississippi State | W, 7-3 |
| 4/2 New Orleans | W, 8-1 |
| 4/5 at Auburn | W, 9-4 |
| 4/6 at Auburn | L, 3-11 |
| 4/7 at Auburn | W, 9-5 |
| 4/10 Tulane \$ | W, 9-5 |
| 4/12 Georgia | W, 8-2 |
| 4/13 Georgia | W, 14-4 |
| 4/14 Georgia | W, 13-4 |
| 4/16 Southern | W, 13-2 |
| 4/19 at South Carolina | W, 9-8 |
| 4/20 at South Carolina | L, 2-4 |
| 4/21 at South Carolina | L, 3-4 |
| 4/23 at UL-Monroe | W, 10-3 |
| 4/26 Arkansas | W, 3-0 |
| 4/27 Arkansas | W, 8-0 |
| 4/28 Arkansas | W, 13-5 |
| 4/30 New Orleans # | W, 13-0 |
| 5/4 at Tennessee | L, 1-2 |
| 5/4 at Tennessee | W, 16-4 |
| 5/5 at Tennessee | W, 6-2 |
| 5/10 at Florida | W, 5-4 (10) |
| 5/11 at Florida | L, 3-6 |
| 5/12 at Florida | W, 8-5 |
| 5/18 Alabama | W, 3-0 |
| 5/18 Alabama | W, 6-5 |
| 5/19 Alabama | W, 5-1 |

SEC TOURNAMENT - HOOVER, ALA.

| | |
|---------------------|---------|
| 5/22 Auburn | W, 2-1 |
| 5/23 South Carolina | W, 8-3 |
| 5/25 South Carolina | L, 8-10 |
| 5/25 South Carolina | L, 4-5 |

NCAA REGIONAL - BATON ROUGE, LA.

| | |
|------------------|---------|
| 5/31 Southern | W, 5-4 |
| 6/1 UL-Lafayette | L, 0-5 |
| 6/1 Tulane | W, 4-2 |
| 6/2 UL-Lafayette | W, 12-2 |
| 6/2 UL-Lafayette | W, 12-2 |

NCAA SUPER REGIONAL - HOUSTON, TEXAS

| | |
|-------------|--------|
| 6/7 at Rice | L, 0-6 |
| 6/8 at Rice | L, 0-3 |

@ at Fair Grounds Field (Shreveport, La.)

\$ at Louisiana Superdome (New Orleans)

at Zephyr Field (Metairie, La.)

2003 (45-22-1) Coach Smoke Laval

SEC Champions

NCAA Regional Champions

NCAA Super Regional Champions

College World Series - 7th place

| | |
|--------------------------|-------------|
| 2/7 Northwestern State | W, 2-1 |
| 2/8 Northwestern State | W, 10-5 |
| 2/9 Northwestern State | W, 5-3 |
| 2/11 Centenary @ | W, 15-0 |
| 2/14 Kansas | L, 6-9 (10) |
| 2/16 Kansas | L, 4-6 |
| 2/16 Kansas | L, 7-9 (7) |
| 2/18 UL-Monroe | W, 9-4 |
| 2/22 Houston | L, 2-7 |
| 2/23 Houston | W, 5-2 |
| 2/28 at Long Beach State | L, 1-12 |
| 3/1 at Long Beach State | L, 1-5 |

| | |
|--------------------------|-------------|
| 3/2 at Long Beach State | W, 7-2 |
| 3/5 Southeastern La. | W, 4-2 |
| 3/7 Winthrop | W, 10-2 |
| 3/8 Winthrop | W, 11-1 |
| 3/9 Winthrop | W, 3-2 |
| 3/11 Tulane # | L, 4-5 (11) |
| 3/14 Florida | W, 9-0 |
| 3/15 Florida | W, 3-2 |
| 3/16 Florida | T, 8-8 |
| 3/21 at Georgia | W, 12-5 |
| 3/22 at Georgia | W, 13-6 |
| 3/23 at Georgia | W, 3-2 |
| 3/25 New Orleans # | L, 4-5 |
| 3/28 at Alabama | L, 2-4 |
| 3/29 at Alabama | W, 10-6 |
| 3/30 at Alabama | W, 11-10 |
| 4/2 Nicholls State | W, 6-2 |
| 4/4 South Carolina | W, 5-1 |
| 4/5 South Carolina | L, 5-8 |
| 4/6 South Carolina | W, 12-4 |
| 4/9 at Northwestern St. | W, 6-4 |
| 4/11 Ole Miss | L, 2-7 |
| 4/12 Ole Miss | W, 14-6 |
| 4/13 Ole Miss | W, 13-5 |
| 4/15 Tulane | W, 8-0 |
| 4/18 at Vanderbilt | L, 2-4 |
| 4/19 at Vanderbilt | L, 4-5 (10) |
| 4/20 at Vanderbilt | W, 9-2 |
| 4/23 Southeastern La. | W, 14-8 |
| 4/25 Tennessee | W, 17-4 |
| 4/26 Tennessee | W, 10-6 |
| 4/27 Tennessee | W, 15-4 |
| 4/29 Tulane \$ | L, 5-9 |
| 4/30 New Orleans | W, 7-2 |
| 5/2 at Mississippi State | L, 2-4 |
| 5/3 at Mississippi State | L, 0-5 |
| 5/4 at Mississippi State | W, 6-1 |
| 5/6 Loyola-N.O. | W, 21-6 (8) |
| 5/9 Auburn | W, 6-5 |
| 5/10 Auburn | W, 20-3 |
| 5/11 Auburn | L, 8-14 |
| 5/16 at Arkansas | W, 11-3 |
| 5/17 at Arkansas | L, 5-6 (10) |
| 5/18 at Arkansas | W, 6-2 |

SEC TOURNAMENT - HOOVER, ALA.

| | |
|------------------------|-------------|
| 5/22 Arkansas | W, 5-4 |
| 5/23 Mississippi State | W, 7-2 |
| 5/24 Mississippi State | W, 17-5 (7) |
| 5/25 Alabama | L, 3-10 |

NCAA REGIONAL - BATON ROUGE, LA.

| | |
|--------------------|-------------|
| 5/30 Northeastern | W, 11-8 |
| 5/31 Tulane | W, 13-5 |
| 6/1 UNC-Wilmington | W, 9-8 (11) |

NCAA SUPER REGIONAL - BATON ROUGE, LA.

| | |
|------------|---------|
| 6/6 Baylor | L, 1-4 |
| 6/7 Baylor | W, 6-5 |
| 6/8 Baylor | W, 20-5 |

COLLEGE WORLD SERIES - OMAHA, NEB.

| | |
|--------------------------|----------|
| 6/13 Cal State Fullerton | L, 2-8 |
| 6/15 South Carolina | L, 10-11 |

@ at Fair Grounds Field (Shreveport, La.)

at Zephyr Field (Metairie, La.)

\$ at Louisiana Superdome (New Orleans)

2004 (46-19) Coach Smoke Laval

NCAA Regional Champions

NCAA Super Regional Champions

College World Series - 7th place

| | |
|-------------------------|---------------|
| 2/13 at UCF | W, 4-3 (10) |
| 2/14 at UCF | W, 17-4 |
| 2/15 at UCF | L, 5-6 (10) |
| 2/17 UL-Monroe | W, 7-1 |
| 2/20 Jacksonville State | W, 6-1 |
| 2/21 Jacksonville State | W, 14-2 |
| 2/22 Jacksonville State | W, 19-1 (7) |
| 2/27 Texas State | W, 10-1 |
| 2/28 Texas State | W, 2-1 |
| 2/29 Texas State | W, 13-2 |
| 3/2 Tulane # | W, 6-0 |
| 3/5 Houston | W, 9-3 |
| 3/6 Houston | L, 5-10 |
| 3/7 Houston | W, 8-2 |
| 3/9 at UL-Monroe | W, 6-1 |
| 3/12 Southeastern La. | W, 7-1 |
| 3/13 Southeastern La. | W, 5-1 |
| 3/16 New Orleans | W, 14-0 (7) |
| 3/19 at South Carolina | W, 6-3 (11) |
| 3/20 at South Carolina | L, 5-12 |
| 3/21 at South Carolina | W, 12-7 |
| 3/23 Centenary @ | W, 9-3 |
| 3/26 Mississippi State | L, 3-7 |
| 3/27 Mississippi State | W, 11-6 |
| 3/28 Mississippi State | W, 14-3 |
| 3/30 at New Orleans | W, 12-5 |
| 4/2 at Auburn | L, 6-7 (10) |
| 4/3 at Auburn | W, 5-3 |
| 4/4 at Auburn | W, 3-2 |
| 4/6 Tulane | L, 0-1 |
| 4/9 Arkansas | L, 8-11 |
| 4/10 Arkansas | L, 10-11 (10) |
| 4/11 Arkansas | L, 5-7 |
| 4/13 Nicholls State | W, 9-3 |
| 4/14 Southeastern La. # | W, 9-3 |
| 4/16 Georgia | W, 6-5 (10) |
| 4/17 Georgia | W, 10-2 |
| 4/18 Georgia | L, 4-12 |
| 4/20 at Southern | W, 21-10 |
| 4/23 at Tennessee | L, 6-8 |
| 4/24 at Tennessee | W, 11-5 |
| 4/25 at Tennessee | W, 11-1 |
| 4/27 Tulane \$ | W, 9-5 |
| 5/1 Alabama | L, 2-8 |
| 5/2 Alabama | W, 2-1 (8) |
| 5/2 Alabama | W, 9-2 (7) |
| 5/7 at Kentucky | L, 3-10 |
| 5/8 at Kentucky | W, 11-8 |
| 5/9 at Kentucky | W, 15-4 |
| 5/15 Vanderbilt | W, 3-2 (10) |
| 5/15 Vanderbilt | W, 7-6 (11) |
| 5/16 Vanderbilt | L, 0-8 |
| 5/19 Southeastern La. | W, 16-2 (8) |
| 5/21 at Ole Miss | L, 6-7 |
| 5/22 at Ole Miss | W, 11-4 |
| 5/23 at Ole Miss | W, 14-6 |

SEC TOURNAMENT - HOOVER, ALA.

| | |
|--------------|-------------|
| 5/26 Florida | L, 4-5 (10) |
| 5/27 Georgia | L, 0-1 |

NCAA REGIONAL - BATON ROUGE, LA.

| | |
|---------------------------|---------|
| 6/4 Army | W, 9-0 |
| 6/5 Southern Mississippi | W, 6-2 |
| 6/6 College of Charleston | W, 11-3 |

NCAA SUPER REGIONAL - BATON ROUGE, LA.

| | |
|----------------|---------|
| 6/12 Texas A&M | W, 11-8 |
| 6/13 Texas A&M | W, 4-0 |

COLLEGE WORLD SERIES - OMAHA, NEB.

| | |
|---------------------|---------|
| 6/19 Miami (Fla.) | L, 5-9 |
| 6/21 South Carolina | L, 4-15 |

at Zephyr Field (Metairie, La.)
 @ at Fair Grounds Field (Shreveport, La.)
 \$ at Louisiana Superdome (New Orleans)

2005 (40-22) Coach Smoke Laval
SEC Western Division Champions
NCAA Regional Participants

| | |
|---|-------------|
| 2/11 Nicholls State | W, 12-1 |
| 2/12 Nicholls State | W, 19-2 |
| 2/14 Nicholls State | W, 6-3 |
| 2/15 UL-Monroe | W, 9-6 |
| 2/18 Arkansas-Little Rock | W, 4-2 |
| 2/19 Arkansas-Little Rock | W, 11-8 |
| 2/20 Arkansas-Little Rock | W, 15-9 |
| 2/25 at Houston | L, 1-2 |
| 2/27 at Houston | W, 11-5 |
| 2/27 at Houston | W, 8-1 |
| 3/2 Centenary @ | L, 1-6 |
| 3/4 Alabama-Birmingham | W, 12-6 |
| 3/5 Alabama-Birmingham | W, 7-3 |
| 3/6 Alabama-Birmingham | L, 3-4 |
| 3/8 Tulane | L, 2-6 |
| 3/11 Arizona State | W, 6-5 |
| 3/12 Western Illinois | W, 10-8 |
| 3/13 Arizona State | W, 20-3 |
| 3/18 at Georgia | W, 8-2 |
| 3/19 at Georgia | W, 5-3 |
| 3/20 at Georgia | W, 6-4 |
| 3/23 Southeastern La. # | W, 4-2 |
| 3/25 Auburn | L, 4-6 |
| 3/26 Auburn | W, 6-3 |
| 3/27 Auburn | L, 5-7 |
| 3/29 New Orleans | W, 18-10 |
| 4/1 at Alabama | L, 0-4 |
| 4/2 at Alabama | W, 11-2 |
| 4/3 at Alabama | L, 4-5 (13) |
| 4/5 at Nicholls State | W, 3-2 |
| 4/6 Rice # | W, 8-2 |
| 4/8 South Carolina | L, 1-3 |
| 4/9 South Carolina | L, 1-5 |
| 4/10 South Carolina | L, 5-7 |
| 4/12 Northwestern State | W, 19-2 |
| 4/15 Ole Miss | L, 8-14 |
| 4/16 Ole Miss | W, 7-6 |
| 4/17 Ole Miss | W, 5-1 |
| 4/19 Tulane # | L, 8-11 |
| 4/22 at Arkansas | W, 10-7 |
| 4/23 at Arkansas | W, 7-0 |
| 4/24 at Arkansas | W, 6-0 |
| 4/30 at Vanderbilt | L, 4-9 |
| 4/30 at Vanderbilt | W, 9-3 |
| 5/1 at Vanderbilt | W, 3-0 |
| 5/3 Southern | L, 5-9 |
| 5/6 Kentucky | W, 6-5 |
| 5/7 Kentucky | L, 1-7 |
| 5/8 Kentucky | W, 8-3 |
| 5/13 Tennessee | L, 2-9 |
| 5/14 Tennessee | W, 9-3 |
| 5/15 Tennessee | W, 14-4 |
| 5/18 at New Orleans | W, 7-5 (13) |
| 5/20 at Mississippi State | W, 7-5 |
| 5/21 at Mississippi State | L, 3-5 |
| 5/22 at Mississippi State | W, 3-2 |
| SEC TOURNAMENT - HOOVER, ALA. | |
| 5/25 Mississippi State | L, 2-9 |
| 5/26 Tennessee | L, 1-5 |
| NCAA REGIONAL - BATON ROUGE, LA. | |
| 6/3 Marist | W, 14-5 |
| 6/4 Rice | L, 7-9 |
| 6/6 Northwestern State | W, 12-4 |
| 6/6 Rice | L, 4-5 |

at Zephyr Field (Metairie, La.)
 @ at Fair Grounds Field (Shreveport, La.)

2006 (35-24) Coach Smoke Laval

| | |
|--------------------------------------|-------------|
| 2/10 North Florida | W, 11-1 |
| 2/11 North Florida | W, 4-0 |
| 2/12 North Florida | L, 3-4 (10) |
| 2/14 Centenary | W, 15-3 |
| 2/17 Tennessee Tech | W, 9-6 |
| 2/18 Tennessee Tech | W, 7-2 |
| 2/19 Tennessee Tech | W, 8-3 |
| 2/21 Southeastern La. | W, 7-3 |
| 2/24 Temple | W, 4-1 |
| 2/26 Temple | W, 9-0 |
| 2/26 Temple | W, 14-4 |
| 3/1 Louisiana-Monroe | W, 8-5 |
| 3/3 Houston | L, 3-5 |
| 3/4 Houston | W, 7-0 |
| 3/5 Houston | W, 5-3 |
| 3/7 Tulane | W, 4-3 |
| 3/10 Stetson | W, 5-1 |
| 3/11 Stetson | W, 11-7 |
| 3/12 Stetson | L, 8-9 |
| 3/17 at Kentucky | L, 2-8 |
| 3/18 at Kentucky | L, 3-6 |
| 3/19 at Kentucky | W, 5-2 |
| 3/22 Southeastern La. # | W, 5-4 |
| 3/24 Mississippi State | L, 1-11 |
| 3/25 Mississippi State | W, 8-6 |
| 3/26 Mississippi State | L, 6-7 (10) |
| 3/28 at New Orleans | W, 6-5 (11) |
| 3/31 South Carolina | L, 2-12 |
| 4/1 South Carolina | L, 4-18 |
| 4/2 South Carolina | L, 1-2 |
| 4/4 Southern | W, 3-2 |
| 4/7 at Tennessee | W, 12-2 |
| 4/8 at Tennessee | L, 0-9 |
| 4/9 at Tennessee | W, 6-2 |
| 4/11 Northwestern St. | W, 12-0 |
| 4/14 Alabama | W, 7-6 |
| 4/15 Alabama | W, 8-6 |
| 4/16 Alabama | L, 6-17 |
| 4/18 Tulane # | L, 5-12 |
| 4/22 at Ole Miss | L, 5-10 |
| 4/22 at Ole Miss | L, 3-11 |
| 4/23 at Ole Miss | L, 8-11 |
| 4/26 New Orleans | W, 7-2 |
| 4/28 Arkansas | W, 7-6 |
| 4/29 Arkansas | L, 2-4 |
| 4/30 Arkansas | W, 7-5 |
| 5/5 at Auburn | W, 4-3 |
| 5/6 at Auburn | W, 5-3 |
| 5/7 at Auburn | W, 8-2 |
| 5/12 Vanderbilt | W, 4-3 |
| 5/13 Vanderbilt | L, 4-19 |
| 5/14 Vanderbilt | L, 4-8 |
| 5/16 Rice # | L, 3-6 |
| 5/18 at Florida | W, 7-3 |
| 5/19 at Florida | L, 7-8 (10) |
| 5/20 at Florida | L, 5-10 |
| SEC TOURNAMENT - HOOVER, ALA. | |
| 5/24 Alabama | W, 4-3 |
| 5/25 Ole Miss | L, 1-12 |
| 5/26 Alabama | L, 3-8 |

at Zephyr Field (Metairie, La.)

2007 (29-26-1) Coach Paul Mainieri

| | |
|-----------------------------|--------------|
| 2/9 Saint Mary's | W, 4-3 |
| 2/10 Saint Mary's | W, 7-6 |
| 2/11 Saint Mary's | W, 6-2 |
| 2/16 at Stetson | L, 1-8 |
| 2/17 at Stetson | L, 1-14 |
| 2/18 at Stetson | W, 8-4 |
| 2/21 Northwestern State | W, 6-2 |
| 2/23 Central Florida | W, 4-1 |
| 2/24 Central Florida | W, 13-6 |
| 2/25 Central Florida | L, 4-5 |
| 2/27 Tulane | L, 3-8 |
| 3/2 Lipscomb | L, 6-7 |
| 3/3 Lipscomb | L, 7-10 |
| 3/4 Lipscomb | W, 8-4 |
| 3/6 Centenary @ | W, 2-1 |
| 3/9 Southern Miss | W, 2-1 |
| 3/10 Southern Miss | W, 15-8 |
| 3/11 Southern Miss | L, 3-5 |
| 3/13 McNeese State | W, 6-3 |
| 3/16 at South Carolina | L, 0-5 |
| 3/17 at South Carolina | W, 6-5 |
| 3/18 at South Carolina | L, 5-9 |
| 3/21 Southeastern La. | W, 5-3 |
| 3/23 Kentucky | L, 2-16 |
| 3/24 Kentucky | L, 5-6 |
| 3/25 Kentucky | T, 9-9 (8) |
| 3/27 New Orleans | W, 6-3 |
| 3/30 at Alabama | W, 5-4 |
| 3/31 at Alabama | L, 2-5 |
| 4/1 at Alabama | W, 7-3 |
| 4/3 Tulane # | L, 9-16 |
| 4/6 Auburn | L, 1-6 |
| 4/7 Auburn | L, 0-7 |
| 4/8 Auburn | W, 10-1 |
| 4/11 Mississippi Valley St. | W, 4-1 |
| 4/13 Ole Miss | W, 4-3 |
| 4/14 Ole Miss | W, 8-2 |
| 4/15 Ole Miss | L, 5-16 |
| 4/18 New Orleans # | L, 4-5 |
| 4/20 at Mississippi State | L, 3-12 |
| 4/21 at Mississippi State | W, 6-5 |
| 4/22 at Mississippi State | W, 3-1 |
| 4/27 Tennessee | L, 1-7 |
| 4/28 Tennessee | W, 4-2 |
| 4/29 Tennessee | L, 9-10 (10) |
| 5/1 Southern | W, 9-7 |
| 5/1 Nicholls State | W, 8-3 |
| 5/4 at Arkansas | W, 6-5 |
| 5/5 at Arkansas | L, 0-5 |
| 5/6 at Arkansas | W, 5-3 |
| 5/11 Florida | L, 3-19 |
| 5/12 Florida | L, 4-8 |
| 5/13 Florida | W, 9-4 |
| 5/17 at Vanderbilt | L, 1-4 |
| 5/18 at Vanderbilt | L, 2-6 |
| 5/19 at Vanderbilt | L, 2-6 |

at Zephyr Field (Metairie, La.)
 @ at Fair Grounds Field (Shreveport, La.)

2008 (49-19-1) Coach Paul Mainieri
SEC Western Division Champions
SEC Tournament Champions
NCAA Regional Champions
NCAA Super Regional Champions
College World Series - 5th place

| | |
|-------------------------|---------|
| 2/22 Indiana | W, 7-1 |
| 2/23 Indiana | W, 5-4 |
| 2/24 Indiana | L, 6-7 |
| 2/26 Southern | W, 6-1 |
| 2/27 Miss. Valley State | W, 9-1 |
| 2/29 Duquesne | W, 10-1 |

| | |
|---|---------------|
| 3/1 Duquesne | W, 22-11 |
| 3/2 Duquesne | W, 12-2 |
| 3/4 Michigan State | W, 5-3 |
| 3/5 Michigan State | W, 12-1 |
| 3/8 Stetson | W, 9-3 |
| 3/8 Stetson | W, 6-5 |
| 3/9 Stetson | L, 2-7 |
| 3/11 Southeastern La. | L, 3-6 |
| 3/14 at Tennessee | L, 5-6 |
| 3/16 at Tennessee | L, 3-7 (7) |
| 3/16 at Tennessee | L, 3-7 (7) |
| 3/19 Tulane | W, 7-5 |
| 3/21 Arkansas | W, 8-7 (11) |
| 3/22 Arkansas | L, 13-14 (10) |
| 3/23 Arkansas | W, 4-2 |
| 3/25 Northwestern State | W, 10-3 |
| 3/26 New Orleans | L, 6-8 |
| 3/28 at Florida | L, 5-8 |
| 3/29 at Florida | L, 1-7 |
| 3/30 at Florida | W, 6-3 |
| 4/1 at Southern | W, 8-3 |
| 4/2 Centenary | W, 6-0 |
| 4/4 Alabama | W, 3-0 |
| 4/5 Alabama | L, 5-6 (11) |
| 4/6 Alabama | W, 9-7 |
| 4/9 at Southern Miss | W, 8-4 |
| 4/11 at Ole Miss | L, 1-2 |
| 4/12 at Ole Miss | L, 1-7 |
| 4/13 at Ole Miss | W, 8-2 |
| 4/15 Nicholls State | W, 11-2 |
| 4/16 at New Orleans | L, 5-6 |
| 4/18 Georgia | L, 3-6 |
| 4/19 Georgia | L, 8-9 |
| 4/20 Georgia | T, 10-10 (12) |
| 4/22 at Tulane | W, 8-4 |
| 4/23 McNeese State | W, 6-0 |
| 4/25 South Carolina | W, 11-3 |
| 4/26 South Carolina | W, 11-10 (11) |
| 4/27 South Carolina | W, 6-3 |
| 4/29 UL-Lafayette | W, 5-3 |
| 5/3 at Kentucky | W, 3-1 (10) |
| 5/3 at Kentucky | W, 12-5 |
| 5/4 at Kentucky | W, 9-8 |
| 5/9 Mississippi State | W, 15-6 |
| 5/10 Mississippi State | W, 16-4 |
| 5/11 Mississippi State | W, 9-6 |
| 5/13 New Orleans # | W, 7-6 (15) |
| 5/15 at Auburn | W, 6-4 |
| 5/16 at Auburn | W, 15-6 |
| 5/17 at Auburn | W, 11-7 |
| SEC TOURNAMENT - HOOVER, ALA. | |
| 5/21 South Carolina | W, 5-4 (10) |
| 5/22 Vanderbilt | W, 8-2 |
| 5/24 Alabama | W, 12-8 |
| 5/25 Ole Miss | W, 8-2 |
| NCAA REGIONAL - BATON ROUGE, LA. | |
| 5/30 Texas Southern | W, 12-1 |
| 5/31 Southern Miss | W, 13-4 |
| 6/1 Southern Miss | W, 11-4 |
| NCAA SUPER REGIONAL - BATON ROUGE, LA. | |
| 6/7 UC Irvine | L, 5-11 |
| 6/8 UC Irvine | W, 9-7 |
| 6/9 UC Irvine | W, 21-7 |
| COLLEGE WORLD SERIES - OMAHA, NEB. | |
| 6/15 North Carolina | L, 4-8 |
| 6/17 Rice | W, 6-5 |
| 6/19 North Carolina | L, 3-7 |

at Zephyr Field (Metairie, La.)

2009 (56-17) Coach Paul Mainieri
SEC Champions
SEC Tournament Champions
NCAA Regional Champions
NCAA Super Regional Champions
NCAA National Champions

| | |
|---|-------------|
| 2/20 Villanova | W, 12-3 |
| 2/21 Villanova | W, 11-1 |
| 2/22 Villanova | W, 6-3 |
| 2/25 Southern | W, 11-5 |
| 2/27 Central Florida | W, 13-4 |
| 2/28 Central Florida | W, 11-2 |
| 3/1 Central Florida | W, 16-0 |
| 3/3 at New Orleans | W, 19-3 |
| 3/4 Miss. Valley State | W, 10-4 |
| 3/6 Illinois | L, 1-3 |
| 3/7 Illinois | W, 22-10 |
| 3/8 Illinois | L, 2-6 |
| 3/10 at Southeastern La. | W, 16-5 |
| 3/11 UL-Lafayette | L, 9-10 |
| 3/13 Kentucky | W, 5-3 |
| 3/15 Kentucky | L, 2-5 (7) |
| 3/15 Kentucky | W, 3-1 (7) |
| 3/17 Northwestern State | W, 2-1 |
| 3/18 McNeese State | W, 6-3 |
| 3/20 at South Carolina | L, 3-7 |
| 3/21 at South Carolina | W, 10-3 |
| 3/22 at South Carolina | W, 11-3 |
| 3/24 Harvard | W, 4-3 |
| 3/25 Harvard | W, 10-2 |
| 3/27 Ole Miss | L, 4-7 |
| 3/28 Ole Miss | W, 6-5 |
| 3/29 Ole Miss | W, 2-1 |
| 4/1 at Tulane | L, 7-8 |
| 4/3 at Georgia | W, 8-4 |
| 4/4 at Georgia | L, 8-10 |
| 4/5 at Georgia | W, 7-5 |
| 4/8 Grambling State | W, 8-4 |
| 4/10 at Alabama | W, 8-5 |
| 4/11 at Alabama | L, 5-13 |
| 4/12 at Alabama | W, 12-7 |
| 4/14 New Orleans | W, 8-6 |
| 4/15 Nicholls State | L, 1-3 |
| 4/17 Tennessee | W, 18-3 |
| 4/18 Tennessee | L, 5-7 |
| 4/19 Tennessee | L, 4-9 |
| 4/21 Southeastern La. | W, 6-5 |
| 4/22 UL-Lafayette # | W, 10-6 |
| 4/24 Auburn | W, 7-3 |
| 4/25 Auburn | W, 7-6 |
| 4/26 Auburn | W, 7-6 |
| 4/29 Tulane | W, 13-2 (7) |
| 5/2 at Arkansas | L, 4-11 |
| 5/2 at Arkansas | W, 5-0 |
| 5/3 at Arkansas | W, 4-3 |
| 5/8 Florida | W, 10-1 |
| 5/9 Florida | W, 4-0 |
| 5/10 Florida | L, 3-9 |
| 5/12 Centenary | W, 12-4 |
| 5/14 at Mississippi State | W, 5-4 |
| 5/15 at Mississippi State | L, 7-8 |
| 5/16 at Mississippi State | W, 15-4 |
| SEC TOURNAMENT - HOOVER, ALA. | |
| 5/20 Vanderbilt | L, 1-4 |
| 5/21 Alabama | W, 9-6 |
| 5/22 South Carolina | W, 4-1 |
| 5/23 Georgia | W, 16-0 (7) |
| 5/23 Georgia | W, 3-2 (7) |
| 5/24 Vanderbilt | W, 6-2 |
| NCAA REGIONAL - BATON ROUGE, LA. | |
| 5/29 Southern | W, 10-2 |
| 5/30 Baylor | W, 3-2 (10) |
| 5/31 Minnesota | W, 10-3 |

NCAA SUPER REGIONAL - BATON ROUGE, LA.

| | |
|---|-------------|
| 6/5 Rice | W, 12-9 |
| 6/6 Rice | W, 5-3 |
| COLLEGE WORLD SERIES - OMAHA, NEB. | |
| 6/13 Virginia | W, 9-5 |
| 6/15 Arkansas | W, 9-1 |
| 6/19 Arkansas | W, 14-5 |
| 6/22 Texas | W, 7-6 (11) |
| 6/23 Texas | L, 1-5 |
| 6/24 Texas | W, 11-4 |

- at Zephyr Field (Metairie, La.)

2010 (41-22) Coach Paul Mainieri
SEC Tournament Champions
NCAA Regional Participants

| | |
|--------------------------------------|---------------|
| 2/19 Centenary | W, 5-4 |
| 2/20 Centenary | W, 25-8 |
| 2/21 Centenary | W, 4-0 |
| 2/24 McNeese State | W, 2-1 |
| 2/27 William & Mary | W, 10-9 |
| 2/28 William & Mary | W, 9-6 |
| 2/28 William & Mary | W, 7-4 |
| 3/4 Pepperdine | W, 8-1 |
| 3/5 Brown | W, 13-7 |
| 3/6 Pepperdine | W, 3-2 |
| 3/7 Brown | W, 9-2 |
| 3/9 UL-Monroe | W, 18-7 |
| 3/12 Kansas | L, 9-11 |
| 3/13 Kansas | W, 4-2 |
| 3/14 Kansas | L, 4-8 |
| 3/17 Nicholls State | W, 10-3 |
| 3/19 Arkansas | L, 3-6 |
| 3/20 Arkansas | W, 8-7 |
| 3/21 Arkansas | W, 5-1 |
| 3/24 UL-Lafayette | W, 4-3 |
| 3/26 at Tennessee | W, 6-2 |
| 3/27 at Tennessee | W, 10-6 |
| 3/27 at Tennessee | W, 8-6 |
| 3/31 Binghamton | W, 13-7 |
| 4/2 Georgia | W, 4-3 |
| 4/3 Georgia | L, 6-12 |
| 4/4 Georgia | W, 15-5 |
| 4/6 Alcorn State | W, 17-5 |
| 4/7 Southern Miss # | W, 6-5 (12) |
| 4/9 at Auburn | W, 14-10 |
| 4/10 at Auburn | L, 7-11 |
| 4/11 at Auburn | L, 5-6 |
| 4/14 Tulane | W, 10-4 |
| 4/16 Alabama | W, 12-5 |
| 4/17 Alabama | W, 9-7 |
| 4/18 Alabama | W, 6-5 (14) |
| 4/20 Northwestern State @ | W, 14-3 |
| 4/21 Northwestern State | W, 8-6 |
| 4/24 at Ole Miss | L, 9-11 |
| 4/24 at Ole Miss | L, 8-9 (11) |
| 4/25 at Ole Miss | L, 6-7 |
| 4/27 New Orleans | L, 4-7 |
| 4/30 at Florida | L, 5-8 |
| 5/1 at Florida | L, 3-7 |
| 5/2 at Florida | L, 6-13 |
| 5/4 Southeastern La. | W, 9-5 |
| 5/7 Vanderbilt | W, 16-15 (10) |
| 5/8 Vanderbilt | L, 2-6 |
| 5/9 Vanderbilt | L, 3-4 |
| 5/14 at Kentucky | L, 9-11 |
| 5/15 at Kentucky | L, 4-9 |
| 5/16 at Kentucky | L, 4-6 |
| 5/18 at Tulane | L, 1-9 |
| 5/20 Mississippi State | W, 14-13 |
| 5/21 Mississippi State | W, 17-3 |
| 5/22 Mississippi State | L, 1-2 |
| SEC TOURNAMENT - HOOVER, ALA. | |
| 5/26 Florida | W, 10-6 |

| | |
|--|---------------|
| 5/27 Vanderbilt | W, 7-5 |
| 5/29 Ole Miss | W, 8-0 (7) |
| 5/30 Alabama | W, 4-3 (11) |
| NCAA REGIONAL - LOS ANGELES, CALIF. | |
| 6/4 UC Irvine | W, 11-10 (11) |
| 6/5 at UCLA | L, 3-6 |
| 6/6 UC Irvine | L, 3-4 |

- at Zephyr Field (Metairie, La.)

@ - at Fair Grounds Field (Shreveport, La.)

2011 (36-20) Coach Paul Mainieri

| | |
|------------------------------|------------|
| 2/18 Wake Forest | W, 15-4 |
| 2/19 Wake Forest | W, 4-3 |
| 2/20 Wake Forest | W, 9-1 |
| 2/22 New Orleans | W, 13-0 |
| 2/25 Holy Cross | W, 12-3 |
| 2/26 Holy Cross | W, 14-3 |
| 2/27 Holy Cross | W, 15-4 |
| 3/1 Southeastern La. | W, 7-3 |
| 3/2 Mississippi Valley State | W, 10-8 |
| 3/4 Princeton | W, 8-2 |
| 3/5 Princeton | W, 7-2 |
| 3/6 Princeton | L, 7-8 |
| 3/9 Sacred Heart | W, 6-1 |
| 3/11 Cal State Fullerton | W, 7-6 |
| 3/12 Cal State Fullerton | W, 7-6 |
| 3/13 Cal State Fullerton | W, 10-2 |
| 3/16 at Nicholls State | W, 12-8 |
| 3/18 Florida | L, 4-5 |
| 3/19 Florida | L, 0-1 |
| 3/20 Florida | L, 3-7 |
| 3/22 Louisiana-Lafayette | L, 5-11 |
| 3/25 at Georgia | W, 7-3 |
| 3/27 at Georgia | L, 5-9 (7) |
| 3/27 at Georgia | L, 2-3 (7) |
| 3/30 McNeese State | W, 6-0 |
| 4/1 Ole Miss | W, 7-6 |
| 4/2 Ole Miss | L, 3-16 |
| 4/3 Ole Miss | W, 8-2 |
| 4/5 at Tulane | W, 7-5 |
| 4/8 at Arkansas | L, 0-2 |
| 4/9 at Arkansas | L, 3-4 |
| 4/10 at Arkansas | L, 4-5 |
| 4/12 Northwestern State | L, 2-5 |
| 4/13 Alcorn State | W, 7-1 |
| 4/15 Auburn | L, 7-8 |
| 4/16 Auburn | L, 1-3 |
| 4/17 Auburn | W, 3-2 |
| 4/20 Southern Miss # | W, 8-6 |
| 4/22 at Vanderbilt | L, 3-11 |
| 4/23 at Vanderbilt | L, 1-10 |
| 4/24 at Vanderbilt | L, 7-10 |
| 4/26 Nicholls State | W, 12-3 |
| 4/28 Kentucky | W, 9-5 |
| 4/29 Kentucky | W, 12-4 |
| 4/30 Kentucky | W, 8-4 |
| 5/3 Tulane | W, 6-2 |
| 5/6 at Alabama | W, 10-6 |
| 5/7 at Alabama | L, 0-4 |
| 5/8 at Alabama | L, 0-9 |
| 5/13 Tennessee | W, 9-0 |
| 5/14 Tennessee | W, 8-1 |
| 5/15 Tennessee | W, 15-5 |
| 5/17 at New Orleans | W, 5-0 |
| 5/19 at Mississippi State | W, 17-1 |
| 5/20 at Mississippi State | L, 5-6 |
| 5/21 at Mississippi State | W, 6-3 |

- at Zephyr Field (Metairie, La.)

2012 (47-18) Coach Paul Mainieri
SEC Champions
NCAA Regional Champions
NCAA Super Regional Participants

| | |
|---|-------------|
| 2/17 Air Force | W, 10-2 |
| 2/18 Air Force | W, 19-0 |
| 2/19 Air Force | W, 4-0 |
| 2/22 McNeese State | W, 11-4 |
| 2/24 Appalachian State | W, 4-0 |
| 2/25 Appalachian State | L, 0-1 |
| 2/26 Appalachian State | L, 1-11 |
| 2/28 Grambling State | W, 17-10 |
| 2/29 at McNeese State | W, 19-10 |
| 3/2 Dartmouth | W, 8-4 |
| 3/3 Dartmouth | W, 16-3 |
| 3/4 Dartmouth | W, 5-4 |
| 3/6 at Tulane | W, 5-0 |
| 3/9 Michigan | W, 6-0 |
| 3/10 Michigan | W, 6-4 |
| 3/11 Notre Dame | L, 1-7 |
| 3/14 Northwestern State | W, 13-0 |
| 3/16 Mississippi State | W, 3-2 (10) |
| 3/17 Mississippi State | W, 4-3 |
| 3/18 Mississippi State | L, 1-7 |
| 3/20 Southern | W, 15-5 |
| 3/23 at Auburn | L, 3-4 |
| 3/24 at Auburn | L, 2-3 (10) |
| 3/25 at Auburn | W, 4-3 |
| 3/28 UL-Lafayette | W, 5-0 |
| 3/30 Arkansas | W, 10-6 |
| 3/31 Arkansas | W, 2-1 |
| 4/1 Arkansas | W, 3-2 (11) |
| 4/3 Louisiana College | W, 10-2 |
| 4/5 at Florida | W, 7-6 |
| 4/6 at Florida | L, 0-7 |
| 4/7 at Florida | W, 8-7 |
| 4/10 Alcorn State | W, 7-2 |
| 4/11 Southern Miss # | W, 8-3 |
| 4/13 Alabama | W, 10-2 |
| 4/14 Alabama | W, 7-1 |
| 4/15 Alabama | W, 5-1 |
| 4/18 Lamar | W, 5-4 |
| 4/20 at Kentucky | W, 5-4 |
| 4/21 at Kentucky | L, 1-8 |
| 4/22 at Kentucky | L, 6-7 |
| 4/25 Southeastern La. | W, 4-3 |
| 4/27 Georgia | W, 6-5 |
| 4/28 Georgia | W, 8-4 |
| 4/29 Georgia | L, 3-5 |
| 5/1 Tulane | W, 9-5 |
| 5/4 at Ole Miss | W, 4-3 (13) |
| 5/5 at Ole Miss | L, 4-7 |
| 5/6 at Ole Miss | W, 12-3 |
| 5/11 Vanderbilt | W, 2-1 |
| 5/12 Vanderbilt | L, 3-6 |
| 5/13 Vanderbilt | L, 4-5 (10) |
| 5/15 Nicholls State | W, 9-6 |
| 5/18 at South Carolina | W, 5-2 |
| 5/19 at South Carolina | L, 4-5 |
| 5/20 at South Carolina | W, 3-2 (10) |
| SEC TOURNAMENT - HOOVER, ALA. | |
| 5/23 Mississippi State | L, 2-3 |
| 5/24 Ole Miss | W, 11-2 |
| 5/25 Mississippi State | L, 3-4 (10) |
| NCAA REGIONAL - BATON ROUGE, LA. | |
| 6/1 UL-Monroe | W, 4-1 |
| 6/2 Oregon State | W, 7-1 |
| 6/3 Oregon State | W, 6-5 (10) |
| NCAA SUPER REGIONAL - BATON ROUGE, LA. | |
| 6/8 Stony Brook | W, 5-4 (12) |
| 6/9 Stony Brook | L, 1-3 |
| 6/10 Stony Brook | L, 2-7 |

- at Zephyr Field (Metairie, La.)



Ronald Anderson
Baton Rouge, La.
District 6



Scott Angelle
Breaux Bridge, La.
District 3



Scott Ballard
Covington, La.
District 1



R. Blake Chatelain
Alexandria, La.
District 5



Garret "Hank" Danos
Larose, La.
District 3
Chairman



Ann Duplessis
New Orleans, La.
District 2



Dr. John George
Shreveport, La.
District 4



Stanley J. Jacobs
New Orleans, La.
District 1



Raymond Lasseigne
Bossier City, La.
District 4



Jack Lawton
Lake Charles, La.
District 7



Lee Mallett
Lake Charles, La.
District 7



Rolfe McCollister
Baton Rouge, La.
District 6



James Moore
Monroe, La.
District 5



J. Stephen Perry
New Orleans, La.
District 2



Robert Yarborough
Baton Rouge, La.
Member-At-Large
Chairman-Elect



Justin Mannino
Baton Rouge, La.
Student Member



Dr. William L. Jenkins

Interim President/ Interim Chancellor, LSU

LSU

Dr. William L. Jenkins is serving his second term as President of the Louisiana State University System, which has an annual budget of \$3.4 billion and more than 54,000 students at 10 institutions, including four academic campuses, a law center, one of the world's leading obesity research centers, a statewide AgCenter extension service, two health science centers and 10 public hospitals.

Jenkins returned to his duties leading the LSU System as Interim President after serving until 2007 as the fifth system chief executive. In June he was also named the Interim Chancellor of the Baton Rouge LSU campus.

Prior to becoming System President, Dr. Jenkins, a veterinary scholar, held virtually every major administrative position at LSU, including provost and chancellor, since coming to the university as Dean of the LSU School of Veterinary Medicine in 1988.

Jenkins' tenure as System President was marked by unprecedented growth and challenges, including destruction at LSU institutions in New Orleans in the aftermath of hurricanes in the fall of 2005.

Although faced with a fiscal crisis and deep budget cuts that disrupted academics and forced the furloughs and firings of thousands of LSU employees, Jenkins pressed for calm and reflexive responses to the calamities.

A South Africa native, Dr. Jenkins received his veterinary medicine degree from the University of Pretoria in 1958 and specialist credentials in 1968. Following his graduation, he came to the United States where, in 1970, he received his Ph.D in veterinary medicine from the University of Missouri in Columbia. He returned to South Africa where he practiced veterinary medicine for four years before joining the faculty at the University of Pretoria, advancing through the ranks to become professor and head of the Department of Veterinary Physiology, Pharmacology and Toxicology.

In 1978, Dr. Jenkins became a member of the faculty in the Department of Veterinary Physiology and Pharmacology at Texas A&M University. He was appointed dean of the LSU School of Veterinary Medicine in 1988 and was named LSU's provost and vice chancellor for academic affairs in September 1993. Three years later in 1996, the LSU Board of Supervisors named him LSU's fifth Chancellor.

As chancellor, Dr. Jenkins led the reorganization of the main campus administration to make it more efficient and lead the effort to produce a strategic plan, measures that were major factors in the crafting of LSU's Flagship Agenda.

As a teacher and administrator, Dr. Jenkins has received numerous teaching and public service awards. In 1997, the Public Relations Association of Louisiana named him Communicator of the Year and the regional chapter of Toastmasters International presented him with its 1999 Communication and Leadership Award.

Other honors include the Vision of Excellence Award 2000 by the New Orleans Regional Chamber of Commerce and the New Orleans Chapter of MetroVision. In addition, his alma mater, the University of Pretoria, bestowed an Honorary Doctorate on Dr. Jenkins in September of 2000. The Southern Economic Development Conference also presented him with the Volunteer of the Year Award in 2004.

An active participant in national continuing education efforts, Dr. Jenkins has delivered more than 150 lectures and addresses to diverse groups in both the United States and abroad. The co-author of a textbook on veterinary pharmacology, Dr. Jenkins also has taught extensively at both the professional and graduate levels written more than 60 scientific articles and contributed 15 chapters to various collegiate textbooks.

Dr. Jenkins has been active in numerous professional and civic organizations as well as select national committees. He served on the National Institute of Health's Alcohol Abuse and Misuse on College Campuses Committee and on a special Steering Committee of the Southern Association of Colleges and Schools that reviewed accreditation criteria for colleges and universities. Dr. Jenkins also is a member of the National Association of State Universities and Land Grant Colleges' Committee on Food and Society and is a member of the Governor's Advisory Commission on Coastal Restoration and Conservation.

In addition, he has served on a number of public boards such as the Louisiana Endowment for the Humanities, The Nature Conservancy of Louisiana, Teach for America South Louisiana, and the Greater Baton Rouge Chamber of Commerce.

Dr. Jenkins and his wife, Peggy, have four children—Sharon, Gwynn, Anthea, and Warren—and nine grandchildren.



Dr. Bill DeMastes

Faculty Athletics Representative

Dr. Bill DeMastes, a professor of English at LSU, is in his first year as Faculty Athletics Representative. Dr. Demastes earned his Ph.D in English in 1986 from the University of Wisconsin-Madison with a Field of Study of Drama as Genre and a specialization in 20th-Century American and British Drama. He earned his masters in

English in June 1979 from the University of Georgia in Athens where he specialized in 19th-Century American Literature.

Education

At LSU, he served as Associate Dean of the College of Arts and Sciences from 2001-2004 and Director of Undergraduate Studies for the

Department of English from 1999-2001 and 2010-11. He has also served as Associate Chair of the Department of English (1998-99); Director of the Master of Arts in Liberal Arts Program (1996-2004); and Director of Graduate Studies in the Department of English (1992-94; 2005-06).

He was honored with the LSU Alumni Association Faculty Excellence Award in 2000 and in 2002 won the LSU Distinguished Faculty Award. He was named in 2009 an LSU Rainmaker which is given to the top 100 LSU Faculty. In 2010 he received the Tiger Athletic Foundation Undergraduate Teaching Award and in the summer of 2011 he was named the Harry Ransom Summer Fellowship recipient by the University of Texas.



LSU coach Paul Mainieri and the Tigers accept the 2009 SEC regular-season championship trophy from league commissioner Mike Slive.



The Southeastern Conference

Setting the Standard for Intercollegiate Athletics in Baseball

The Southeastern Conference, with its storied 79-year history of athletic achievements and academic excellence, has built perhaps the greatest tradition of intercollegiate competition in baseball of any league in the country since its inception in 1933.

The SEC posted another tremendous season in 2012 as the conference had eight teams earn selection to NCAA postseason play with South Carolina, Arkansas and Florida advancing to the College World Series. A SEC squad has now appeared in the College World Series 27 of the last 28 years.

South Carolina advanced to the National Championship Series, marking the eighth time since 2000 a SEC team played for the national championship in Omaha and fifth in a row.

Mississippi State won the SEC tournament title over Vanderbilt. LSU won the SEC regular-

season title with a 19-11 conference record, while South Carolina won the Eastern Division with a 18-11 record.

The Southeastern Conference boasts 12 former National Players of the Year (Florida's Mike Zunino won in 2012), 11 Baseball America Coach of the Year and 10 Collegiate Baseball Coach of the Year honors. Also, 155 student-athletes have been named first-team All-American, six of which came in 2012.

Four SEC players were taken in the first round of the 2012 Major League Baseball Amateur Draft, held in June in New York City. Florida's Mike Zunino was picked third by the Seattle Mariners. Kevin Gausman of LSU was selected fourth by the Baltimore Orioles, while Mississippi State's Chris Stratton was 20th by the San Francisco Giants. Brian Johnson of Florida was selected 31st by the Boston Red Sox. With those four

selections this year, the SEC has now had a first round selection in each year since 1991 and 93 total in the first round during that time.

The SEC drew a record of nearly 2.2 million fans to its on-campus ballparks in 2012, the sixth year in a row to draw over 1.6 million. Seven SEC teams drew in excess of 100,000 fans to their parks in 2012. The SEC averaged a record 5,181 fans per game in 2012, the sixth straight year to exceed the 4,000 mark and first over 5,000.

The SEC Baseball Tournament drew a new record-high of 129,112 fans in 2012, 7,595 per game. The event has become the Birmingham metro's highest attended sporting event annually, second in the state only to NASCAR races at Talladega. The SEC Championship Game was broadcast nationally on ESPN2 for the third straight year.

Notes

- The SEC has sent 46 teams to the College World Series since 1990. That was accomplished despite no SEC teams making the field in 1992. LSU has been to Omaha 12 times, Florida eight times, South Carolina six times, Georgia five times, Mississippi State four times, while Alabama, Arkansas and Tennessee have been three times each. Auburn has been twice.
- SEC teams have won nine of the last 22 national championships, with LSU winning six (1991, 1993, 1996, 1997, 2000, 2009), South Carolina winning two (2010, 2011) and Georgia claiming the 1990 title. The SEC has finished runner up six times in that time, 1997, 2002, 2005, 2008, 2011 and 2012.

- SEC teams are 95-80 since 1990 in Omaha, a 55.9 winning percentage. Not counting games against each other, the SEC has posted a 70-56 record in the College World Series since 1990, a 55.6 winning percentage.

- The SEC has played 43 games in the "Final Four" of the College World Series since 1990, an average of over 1.5 per year. Only five times, 1992, 1994, 2003, 2006 and 2007 has the SEC failed to get a team to the "Final Four" of the CWS.

- The SEC has averaged nearly eight games played per year in the College World Series since 1990. In 2004, 12 of the 15 games played in Omaha involved a SEC team. In 1997, the SEC had a team in 13 of the 14 games played in the CWS. Since 1990, an SEC team has played in 150 of the 330 games in the College World Series, an amazing 45.5 percent of games. SEC teams played in 9 of the 15 in 2012.

- The SEC has sent 10 of its 12 schools to the College World Series since 1990 - Alabama, Arkansas, Auburn, Florida, Georgia, LSU, Mississippi State, South Carolina, Tennessee and Vanderbilt. Ole Miss has played in four Super Regionals the last eight seasons.

- Since 1990, 153 SEC squads have been invited to the NCAA Tournament, an average over seven per season. The SEC set yet another NCAA record in 2004, 2005 and 2008 with nine teams earning postseason births. The SEC also had a NCAA-record five teams earn regional host sites in 2004 and 2006.

- The SEC has had an NCAA-high 11 different teams compete in the 59-year history of the College World Series. In those appearances, the conference has registered a 117-119 record, a 49.6 winning percentage.

- Since 1990, 28 SEC squads have posted 50+ wins, while 113 have won 40+ games in a season, including six in 2012.

- The SEC posted a 252-89 record against non-conference foes in 2012, a 73.9 winning percentage. Since 1990, the SEC has accumulated a 5559-2087-4 record against non-conference teams, a 72.7 winning percentage.

- SEC teams have also been strong in the polls. Since 1990, 111 conference teams have appeared in the final ESPN/USA Today Coaches poll.



Michael L. Slive SEC Commissioner

The office of the commissioner was formed in 1940 in Jackson due to the great amount of detail work developing, especially in recruiting and eligibility. Former Mississippi Governor Martin S. Conner took office as commissioner Aug. 21, 1940. Conner later became ill and the secretary of the conference, Dean N.W. Dougherty of Tennessee, served as acting commissioner during the fall of 1946.

The office moved to Birmingham with the appointing of Bernie H. Moore as the second full-time commissioner on Feb. 21, 1948. Moore, a former LSU coach, guided the SEC to national respect in his 18-year tenure. A.M. (Tonto) Coleman succeeded Moore upon his retirement April 1, 1966. The Alabama native, who was reared in Texas and experienced in athletic coaching and administration, served six and a half years.

Dr. H. Boyd McWhorter, then Dean of Arts and Sciences at Georgia, secretary of the league since 1967, accepted the position upon the retirement of Coleman Aug. 1, 1972. Under his leadership the SEC

experienced unparalleled growth. In McWhorter's first year the SEC distributed \$1.57 million and 14 years later (1986), the league distributed \$15 million in revenue to the member institutions.

Dr. Harvey W. Schiller, an Air Force colonel and faculty chair at the U. S. Air Force Academy, followed McWhorter upon retirement, taking office Sept. 15, 1986. Under his guidance the SEC established itself as a leader in the areas of athletic scholarship and marketing.

Roy F. Kramer succeeded Schiller on Jan. 10, 1990. Kramer, who has served on numerous NCAA committees, joined the league office after spending 12 years as athletic director at Vanderbilt. Kramer held the office of Commissioner for more than 12 years before retiring in the summer of 2002.

Michael L. Slive, who served as Commissioner of Conference USA for seven years, was appointed the seventh Commissioner of the Southeastern Conference on July 2, 2002.

Throughout its 79-year history, the Southeastern Conference has been a leader in the integration of athletic competition and higher education.

Since its formation in 1933, the SEC has achieved both stature and stability by designating governing/voting power to the presidents of the member institutions. They have determined the policies of the conference and through the years this involvement has been the principal source of strength in the evolution of the SEC.

Intercollegiate athletics encountered many challenges in the 1990s and again the SEC provided guidance. In 1993, the member institutions adopted The Principles of Gender Equity. Committed to increasing the quantity and quality of women's athletic opportunities, each school provides at least two more women's intercollegiate programs than the number of men's.

Faced with the task of conference realignment after competing with 10 members since 1966, the SEC welcomed the University of Arkansas and the University of South Carolina in 1991. Beginning in 2012-13, Texas A&M University and the University of Missouri joined the SEC to form a 14-school league.

SEC schools began athletic competition with one another over 100 years ago as

members of the Southern Intercollegiate Athletic Association.

Seven institutions (Alabama, Auburn, Georgia, Georgia Tech, North Carolina, Sewanee and Vanderbilt) attended the SIAA organizational meeting of faculty representatives in Atlanta in 1894.

Basketball moved quickly to the South as Vanderbilt was playing at the Nashville YMCA in 1893, just two years after Dr. James Naismith originated the game at Springfield (Mass.) College. Basketball became an intercollegiate sport in 1901 and in 1908 Vanderbilt was meeting Columbia and Yale intersectionally.

The seven-member SIAA expanded to 19 institutions in 1895 and by 1920 there were 30 members.

The larger schools reorganized as the Southern Conference in 1920. Despite an original limit of 16, the membership grew to 23 by 1928.

The 13 members west and south of the Appalachian Mountains reorganized as the Southeastern Conference at the annual SC meeting in 1932. The 10 coast members remained in the Southern Conference. Charter members of the new conference were: Alabama, Auburn, Florida, Georgia, Georgia Tech, Kentucky, LSU, Mississippi, Mississippi State, Sewanee, Tennessee, Tulane and Vanderbilt.

(Sewanee withdrew in 1940, Georgia Tech in 1964 and Tulane in 1966).

The first SEC champions were crowned in 1933 in four sports (baseball, basketball, football and outdoor track). The league's inaugural championship event was a basketball tournament in Atlanta in 1933. Records show the first men's team title for cross-country was awarded in 1935, while golf and swimming were added in 1937. The league later began hosting championships in tennis (1953) and indoor track (1957).

In the 1979-80 academic year SEC championships for women were recognized in basketball, tennis and volleyball. The following year golf, gymnastics, swimming and track and field were added. The administration of women's athletics officially came under the auspices of the conference office in 1984.

The SEC currently regulates nine men's sports and 11 women's sports: Men—baseball, basketball, football, golf, swimming, tennis and track (cross country, indoor and outdoor). Women—basketball, golf, gymnastics, soccer, softball, swimming, tennis, track (cross country, indoor and outdoor) and volleyball.



The SEC office is located in Birmingham, Ala.



Enjoying the annual Baseball Alumni golf tournament are Randy Keisler, Brad Cresse, Brian Tallet and Kurt Ainsworth.



Paul Mainieri (left) and LSU MLB All-Star Paul Byrd at the 2012 LSU Baseball First Pitch Banquet.



Major League infielder Ryan Theriot (left) with former Tiger Nicholas Pontiff during the 2006 Alumni Game.



Tiger Baseball Alumni

LSU Alumni Games have featured several former Tigers that are active in pro baseball.

LSU Baseball Alumni are former players, coaches, trainers and equipment managers who organize functions to benefit the LSU Baseball program.

LSU acknowledges the rich tradition of values in its baseball program. LSU Baseball Alumni seek to pass along to future students and athletes the sense of community, the sense of family, the element of teamwork and the camaraderie learned as members of the LSU Baseball program, and to further commit to Louisiana State University their loyalty and appreciation.

The baseball program welcomes its former players back to the LSU campus each fall for the annual Alumni Golf Tournament.

During the 2011 season, members of LSU's 1961, 1986 and 1991 teams celebrated reunions at Alex Box Stadium. The 1961 team claimed the SEC title with a playoff win over Auburn. The '86 squad was LSU's first CWS team and the '91 Tigers captured the school's first national title.

The 1993 team is scheduled to celebrate the 20th anniversary of its national championship this season in Alex Box Stadium.

Alumni Directory on LSUSports.net

Attention Alumni! LSU Baseball needs your help! LSU has set up an easy way for you to stay in touch with the program and the proud tradition you helped to establish.

Simply go to the website at www.lsusports.net and click the TEAMS menu. Then click BASEBALL from the drop-down menu and click the ALUMNI ONLY button at the right. From there, just fill in your information and hit Submit. If you'd like, include your work information, cell number, family information, birthdate and any other information in the space provided.



1961 Baseball Reunion



1991 Baseball Reunion

LSU BASEBALL Coaches Committee



The LSU Baseball Coaches Committee is proud to be a part of the Tiger Baseball Program. The group is comprised of men and women who have joined together to support LSU Baseball. Coaches Committee funds have assisted the baseball program in purchasing equipment and upgrading facilities. Three different membership levels give fans an opportunity to be closely involved with the success of LSU Baseball. For information on joining the Coaches Committee, call the LSU Baseball office at (225) 578-4148.

Gold Level

Benedict Wealth Mgt.
David H. Arrighi
Carter Askew
James M. Baker
Calvin Barcomb
Barry Blumberg
Troy Brady
Chip Burr
Steve & Bobbye Cantu
Dennis Carriere
Dr. Charles & Donna Carville Jr.
Dr. Joe Cefalu
Ronny Champlin

Douglas J. (Jerry) Daly
Danny A. Daniel, Sr
Claud & Janice Derbes
Maxwell J. Desselle
Rene Dupaquier
Stephen Erwin
Jack D. Fleming
Rodney Fox
Greg Glenn
Larry Graham
Billy Guitreau
Kenny Hodges
James M. Hutchison

Scott D. Jones
Joe Juban
Reuben J. Klibert, Jr.
John C. Laird
Rodney & Jennifer Landry
Cammie Lapenas
Laura & Buddy Leach
Wayne & Diane Leader
Dr. Charles Leblanc
Perry Leblanc
Damian P. Leone
Tim and Karen Lindsey
LUBA Workers' Comp

Flo Magee
Simone Mahaffey
Cindy Martin
James McDowell
Chris McGivaren
Dan McNamara
Christian Morel
Harry J. Morel, Jr.
Brandon Munn
Jay Noel
James Nugent
Steve O'Brien
Bob Pearson

David Roberts
Dr. Clifton W. Salmon
Aaron & Blaire J. Saulnier
Chad V. Scott
Jimmy T. Sessions
Steven J. Sherman
Dale Songy
Richard M. Sturlese
Johnny Suchy
Geary & Estrid Vance
Perry & Gina Verret
Michele L. Williams



Hall of Fame manager Tommy Lasorda served as the keynote speaker for the 2008 LSU Baseball First Pitch Banquet, a fund-raising event sponsored by the Coaches Committee. Lasorda (middle) was presented with an LSU baseball jersey by coach Paul Mainieri (right) and former coach Skip Bertman (left).

Purple Level

Randy Aucoin
Doug Allen
Jan Benanti
Norman Bercegeay
Danny A. Daniel, Jr.
Oscar Lejeune
Thomas G. Smart
Charles Valluzzo

Pinstripe Level

Ryan Anders
Dr. Jack Andonie
Keith J. Arceneaux
Pat Beach
Charles Becker
Albert I. Bellott
James W. Bennett
Keith Bischoff

Mike Blanchard
Kevin H. Bland
Howard Bolton
Ronald T. Bonnecaze
Tyrrell Bordelon
Edward C. Bourgeois
Millard E. Bourgeois
Paul Boyer

Hal Brannan
Lacy E. Breeden
Joseph R. Britt
Kelly Kee Broussard
Wayne Broussard
Vicki Brown
Sandra Bruno, M.D.
Hugh W. Buckingham

David A. Cagnolatti
Ann and Press Campbell
Phillip Cancellieri
Harold Canchola
Ken Carpenter
Daniel Cavalier
Don Chaney
Buddy Chighizola

F. Baron Craft
Vicki Crochet
Bob J. Dartez
Michael J. David
Peter Davis
Brian D. Dearing M.D.
Donald P. Decell
Wayne Decoteau

Pinstripe Level (cont.)

Glynn J. Delatte, Jr.
W. Gene DeLozier
Kevin Denoux
William Dill
James M. Driesse
Marvin Dugas
Jay & Vanessa Dunlap
Mark Dupree
Gene & Gladys Edward
Gerald E. (Jerry) Eggert
Hudson Eglin
Edwin A. Ellinghausen III
Suzanne Elmer
Tony C. Ezemack
Lester Falgoust
Cynthia McClin Farr
Terril D. Faul
Dan Faulk
Robert E. Feldman
Cary G. Fontenot
James Fontenot
Matthew G. Forest

Bruce Frank
Lucy Garrison
Glen & Catherine Gonzales
Frank Guarisco
Carlos & Isabella Guidry
Glenn Guidry
Buddy Hair
Bruce Hammatt
Anita Haywood
Stephen Hendry
Albert L. Hermann
James D. Hughes
Richard Istre
Kay Bordelon Keen
Mike & Kim Kirley
Henry W. Lacinak
Hal Lancon
John Langlois
Samuel B. Lavergne
Mike Lee
Bob Leitner
David LeRay

Mark W. Levert
Richard Lipsey
Susan Lipsey
Angelique & James Litsey
Euil "Marty" Luther
David Manship
Buddy Maxwell
Carol (Steele) McDugle
Anita McKeithen
Andrew C. Messina
A. Thomas Montagnino Jr.
Leah Moore
Steve Moore
Dr. Robert Muller
Chrystal Musgrove
Carl & Jean Nayden
Mike Odom
Michael Olinde
Marvin D. O'Neal
Bob & Valerie Parker
Terry Passman
Gwen Pine

Sam Poole
Lionel Porta
Loyson Porta
Frank Ragsdale
John Rahm
Sam & Karen Raney
Timothy R. Ricketts
Dennis A. Russo, DDS
Gerard Ruth
Ken & Janice Sandberg
Howard Sanders
Henry (Butch) Schneider Jr.
Carolyn Selig
Mike Shelton
Dr. Denis "Chip" Simon
Fred Smith
Sharon L. Smith
Glenn M. Sotile
Brian Stagg
Charles L. Steele
Wayne Stofsky
Dr. Marvin E. Stuckey

Leland W. Sykes
Robert Taylor
Harry Theriot Jr.
Michael Thibodeaux
Timothy Toler
Robert Trahan
Winston Vass
Mac Versaw
Jimmy Walker
Robert E. Waltman
Chester Welch
Robert John White
Jean & Will Wilcox
Woody Wilson
Railler Wiltz
Carolyn Wright
Tom Wunderlich
G. Earl & Susan Yeomans



Coaches Committee funds help the LSU Baseball program enjoy the nation's best facilities, including the indoor hitting complex at Alex Box Stadium.



Longtime Coaches Committee member Anita Haywood, aka "The K Lady," contributes to the unique atmosphere of Alex Box Stadium.



ESPN interviewer and Las Vegas personality Roy Firestone performed his sports-oriented variety show as part of a fund-raiser sponsored by the Coaches Committee on December 11, 1998.



Wally Pontiff Jr.

BASEBALL HALL OF FAME

Located on the ground level, third-base side of Alex Box Stadium, the Wally Pontiff Jr. Baseball Hall of Fame opened on January 31, 2013. The facility celebrates the glorious history of LSU Baseball and contains numerous artifacts, including the Tigers' National Championship rings and trophies, vintage uniforms and Major League memorabilia.

The facility is named in memory of Wally Pontiff Jr., a two-time all-SEC selection at LSU who died due to heart complications on July 24,

2002 at the age of 21. Pontiff was a three-year starter for the Tigers from 2000 through 2002 at third base and DH, and he helped lead LSU to the 2000 national championship. Pontiff, the MVP of the 2000 SEC Tournament, was also a two-time member of the SEC Academic Honor Roll, and he was a member of the 2002 District VI academic all-America baseball team with a 3.25 GPA in biological sciences.

The Wally Pontiff Jr. Baseball Hall of Fame is open to fans before and during LSU home baseball games in Alex Box Stadium.





Mike

THE TIGER

Sneaux Day

On Dec. 11, 2008, a winter storm blanketed Baton Rouge that hadn't been seen in decades. The early white Christmas gave Mike VI, LSU's live Bengal/Siberian tiger, a chance to relax and play in nearly two inches of accumulation.



Mike's Habitat

History of Mike

Few mascots in the country are as admired as Mike the Tiger. LSU's live Bengal mascot serves as the graphic image of all LSU athletic teams. The school has had six mascots, with the most recent, Mike VI, taking over the reign prior to the 2007 national championship football season. LSU veterinarian Dr. David Baker began the search for the young tiger after his predecessor, Mike V, died in May 2007 of renal failure at the age of 17. The Bengal/Siberian mix, formerly known as "Roscoe," was donated to LSU by Great Cats of Indiana, a nonprofit sanctuary and rescue facility for big cats and other large carnivores.

Mike's ride through Tiger Stadium before home games in a trailer topped by the LSU cheerleaders is a school tradition. Before entering the stadium, his trailer on wheels is parked next to the opponent's locker room in the southeast end of the stadium. Opposing players must make their way past Mike's trailer to reach their locker room.

Tradition dictates that the Tigers will score a touchdown for every growl issued by Mike before a football game. For many years, Mike was prompted to roar by pounding on the cage. Objections of cruel punishment brought about the use of recorded growls to play to the crowd before the games. That



Trainer and namesake Mike Chambers with Mike I housed in City Park Zoo.

practice was discontinued shortly afterward and today Mike participates in the pregame tradition without provocation.

In the mid-1980s, pranksters cut the locks on Mike IV's cage and freed him in the early-morning hours just days before the annual LSU-Tulane clash. Mike roamed free, playfully knocking down several small pine trees in the area, before being trapped in the Bernie Moore Track Stadium where police used tranquilizer guns to capture and return the Bengal Tiger to his home.

The incident was reminiscent of a kidnapping of Mike I many years ago by Tulane students before a Tiger-Green Wave battle.



Mike VI

Mike VI arrived in Baton Rouge on Aug. 25, 2007, thanks to the donation by Great Cats of Indiana. He was officially designated as the successor to Mike V on Sept. 8, when LSU played host to Virginia Tech. Six days later, on Sept. 14, 2007, a ceremony was held to honor Mike V and dedicate the habitat to Mike VI. The Bengal/Siberian mix, formerly known as "Roscoe," reigned over a football national title in his first year.



The 2011-12 athletic year was a banner one for LSU Athletics. Three teams won Southeastern Conference championships and 15 teams qualified for NCAA postseason play. On the diamond, the softball team reached its first College World Series since 2004 under first-year head coach Beth Torina, while Paul Mainieri led the baseball Tigers to their league-leading 15th SEC title and a No. 9 national ranking. A 13-win season, an SEC title and a No. 2 national ranking perpetuated the success of the football team under head coach Les Miles.



LSU ATHLETICS Championship TRADITION

The LSU men and women recorded fourth-place finishes in the final Capital One Cup Athletic rankings for 2011-12. LSU joined UCLA as the only schools to place in the top four in both the men's and women's rankings.



Final Men's Standings

1. Florida 104
2. Arizona 90
3. UCLA 82
- 4. LSU 78**
5. North Carolina 75

Final Women's Standings

1. Stanford 152.5
2. UCLA 110
3. Alabama 100
- 4. LSU 92**
5. Duke 83



SEVEN STRAIGHT TOP 20 DIRECTOR'S CUP FINISHES

LSU has garnered seven straight top-20 finishes in the Learfield Sports Director's Cup standings, recognizing an athletic program's overall success.

| | |
|----------------|-------------|
| 2005-06 | 20th |
| 2006-07 | 17th |
| 2007-08 | 8th |
| 2008-09 | 9th |
| 2009-10 | 19th |
| 2010-11 | 19th |
| 2011-12 | 13th |



Did You Know?

In a time when subsidies for college athletics across the country are reaching an all-time high, a report published by USA Today in January 2010 indicated that LSU and Nebraska are the only two athletic departments in the nation that receive no subsidies.

Did You Know?

During the 2011-12 athletic year, LSU claimed Southeastern Conference championships in football and baseball in the same season for the first time in school history.

46 National Team Championships

| | |
|----------------------------|--|
| Men's Basketball (1) | 1935 |
| Boxing (1) | 1949 |
| Football (3) | 1958, 2003, 2007 |
| Men's Golf (4) | 1940, 1942, 1947, 1955 |
| Men's Indoor Track (2) | 2001, 2004 |
| Women's Indoor Track (11) | 1987, 1989, 1991, 1993, 1994, 1995, 1996, 1997, 2002, 2003, 2004 |
| Men's Outdoor Track (4) | 1933, 1989, 1990, 2002 |
| Women's Outdoor Track (14) | 1987, 1988, 1989, 1990, 1991, 1992, 1993, 1994, 1995, 1996, 1997, 2000, 2003, 2008 |
| Baseball (6) | 1991, 1993, 1996, 1997, 2000, 2009 |

122 SEC Team Championships

| | |
|-----------------------------|--|
| Baseball (15) | 1939, 1943, 1946, 1961, 1975, 1986, 1990, 1991, 1992, 1993, 1996, 1997, 2003, 2009, 2012 |
| Men's Basketball (10) | 1935, 1953, 1954, 1979, 1981, 1985, 1991, 2000, 2006, 2009 |
| Women's Basketball (3) | 2005, 2006, 2008 |
| Football (11) | 1935, 1936, 1958, 1961, 1970, 1986, 1988, 2001, 2003, 2007, 2011 |
| Men's Golf (15) | 1937, 1938, 1939, 1940, 1942, 1946, 1947, 1948, 1953, 1954, 1960, 1966, 1967, 1986, 1987 |
| Women's Golf (1) | 1992 |
| Gymnastics (1) | 1981 |
| Men's Swimming & Diving (1) | 1988 |
| Men's Tennis (4) | 1976, 1985, 1998, 1999 |
| Men's Indoor Track (4) | 1957, 1963, 1989, 1990 |
| Women's Indoor Track (12) | 1985, 1987, 1988, 1989, 1991, 1993, 1995, 1996, 1998, 1999, 2008, 2011 |
| Men's Outdoor Track (22) | 1933, 1934, 1935, 1936, 1938, 1939, 1940, 1941, 1942, 1943, 1946, 1947, 1948, 1951, 1957, 1958, 1959, 1960, 1963, 1988, 1989, 1990 |
| Women's Outdoor Track (13) | 1985, 1987, 1988, 1989, 1990, 1991, 1993, 1996, 2007, 2008, 2010, 2011, 2012 |
| Softball (5) | 1999, 2000, 2001, 2002, 2004 |
| Volleyball (5) | 1986, 1989, 1990, 1991, 2009 |

Overall NCAA Championships *

| | |
|----------------------|-----------|
| 1. UCLA | 108 |
| 2. Stanford | 103 |
| 3. USC | 94 |
| 4. Abilene Christian | 57 |
| Kenyon | 57 |
| 6. Oklahoma State | 50 |
| 7. LSU | 42 |
| 8. Texas | 41 |
| Arkansas | 41 |
| Penn State | 41 |

Overall Women's

NCAA Championships

| | |
|--------------------------|-----------|
| 1. Stanford | 43 |
| 2. UCLA | 37 |
| 3. College of New Jersey | 31 |
| 4. LSU | 25 |
| 5. Kenyon | 25 |

* - The NCAA does not recognize champions from the Division I Football Bowl Subdivision



Joe Alleva

LSU Vice Chancellor/Director of Athletics

Joe Alleva continues to bring unprecedented national recognition to LSU as Vice Chancellor and Director of Athletics. Under Alleva's leadership, LSU enjoys one of the country's premier athletics programs with success on and off the field of competition. Now in his fifth year at LSU, Alleva is dedicated to athletic and academic excellence, and is committed to providing the opportunities and the resources necessary for student-athletes to excel in competition, in the classroom and in the community. LSU's prominence was evident in the final 2011-12 Capital One Cup standings that recognize the nation's best athletic programs. The Tigers finished fourth in both the men's and women's Capital One Cup competition, one of only two schools in the country – and the only one in the SEC – to rank in the top four in both categories.

Alleva joined the LSU family on April 4, 2008 after a highly successful tenure as director of athletics at Duke University for 10 years. Alleva's role at LSU was further expanded in August of 2009 when vice chancellor was added to his title by the LSU Board of Supervisors. It is the first time in school history that the director of athletics has also held a vice chancellor position.

Alleva is currently serving a five-year term on the prestigious NCAA Men's Basketball Committee, reinforcing his position as one of the most respected athletic administrators in the country.

Upon his arrival at LSU, Alleva unveiled a strategic master plan for the LSU athletics program – "LSU: Thru and True" – to ensure the advancement and future of LSU Athletics as an exemplary program. The central mission of the plan is to create an environment for student-athletes to reach their ultimate potential, prepare them to be champions in life and to set out goals and values for the entire athletics program.

Alleva's vision will keep LSU among the nation's leaders in athletic facilities. He launched an aggressive fund-raising campaign to replace several hundred windows on Tiger Stadium that were in disrepair and a new coating to the façade of the structure is bringing the old stadium to new life. A renovated gating system on the west side of the stadium debuted in the fall of 2012 to include a plaza that celebrates LSU's football national championship and recognition walls that honor Tiger All-Americans.

Also in the fall of 2012, LSU began construction on an expansion of the South End Zone of the stadium – a project that will add premium seating, general public seating and two state-of-the-art video boards – continuing an effort to augment one of the most iconic venues in all of college sports.

Under Alleva's direction, LSU's world-renowned track and field program received a state-of-the-art running surface in 2010 when a new track was installed in Bernie Moore Stadium. Extensive renovations to the Tiger soccer facility were completed last fall, and future plans include a new gymnastics practice facility, a tennis complex and renovations to the Maravich Center and Carl Maddox Field House.

Alleva directed a major renovation to the University Club golf course that was completed in September 2010 and allows the LSU men's and women's golf teams to compete on one of



the most challenging courses in the country. The renovated course helped prepare Tiger golfers John Peterson and Austin Ernst, respectively, to win 2011 NCAA men's and women's individual championships, marking the first time both titles were claimed by players from the same school. The Lady Tiger golfers have finished third at the NCAA Championships two years in a row, marking the highest finishes in LSU history.

LSU Athletics completed another highly successful year in 2011-12 as 18 of the Tigers' 20 varsity sports participated in NCAA post-season competition. The year was highlighted by the football team's undefeated regular season, an SEC championship and an appearance in the BCS National Championship Game. The Lady Tiger track and field team captured the SEC championship while the LSU softball squad advanced to the Women's College World Series. The Fighting Tiger baseball team won the 2012 SEC championship, and LSU led the nation in attendance for the 17th straight season. The 2011-12 season marked the first time in school history that LSU won both the SEC title in both football and baseball in the same athletic year.

But the 2011-12 year was about more than just athletic success. Living up to Alleva's mantra of "competition, classroom, community," LSU student-athletes logged more than 3,700 hours in community service work across 20 sports through LSU's *Geaux Givers* program. And 62 proud Tigers received their degrees from the university during LSU commencement ceremonies in May.

Outstanding performances of the

2010-11 athletic season included the exploits of the Fighting Tiger football squad that posted an 11-2 mark – including a Cotton Bowl victory – and finished the season ranked No. 8 in the nation. The year also featured Top 5 national finishes both indoors and outdoors by the men's and women's track and field teams.

In 2008-09, all 20 LSU sports competed in NCAA postseason play for the first time in school history and the Tiger baseball team won the national championship. LSU ranked second among Southeastern Conference teams in the Learfield Director's Cup All-Sports standings and finished in the Top 20 for the sixth year in a row.

With a strong commitment to academics, Alleva ensures that the Cox Communications Academic Center for Student-Athletes is a first-class facility that provides student-athletes the resources necessary for success in the classroom and personal development. The facility was recently enhanced by the addition of a media training center that gives student-athletes valuable assistance in improving their communications skills.

And with a strong emphasis on community service and outreach programs, the implementation under Alleva's direction of the "*Geaux Givers*" program fosters a relationship between the local community and LSU student-athletes, who regularly participate in philanthropic events. In addition, Alleva has bolstered the department's L-Club program to reach out and connect with former student-athletes.

Alleva oversees a staff of outstanding coaches and he has made

critical additions to LSU's coaching staff over the past two years. He hired former LSU guard Johnny Jones in April to breathe new life and enthusiasm into the men's basketball program and recently added Julia Sell as the new women's tennis coach. Last year, he lured the dynamic Nikki Caldwell to LSU to coach the Lady Tiger basketball team and then hired Beth Torina to direct the Tiger softball program, both of whom immediately returned their respective programs to NCAA post-season success.

Alleva is an innovator with bold ideas that benefit not only LSU but all of Greater Baton Rouge. He has been instrumental in the planning of the Bayou Country Superfest, a two-day country music concert and festival held in Tiger Stadium each spring. The event attracts nearly 100,000 visitors to the LSU campus and makes a tremendous economic impact upon the local community.

Alleva has served on numerous national committees throughout his career including the Football Bowl Certification Committee, the NCAA Division I Championships/Competition Cabinet and several Southeastern Conference and Atlantic Coast Conference committees.

He became director of athletics at Duke in 1998 and his impressive tenure there propelled the university into the ranks of America's top all-around collegiate programs. Among his outstanding list of accomplishments includes the greatest 10-year period in Duke Athletics, winning more ACC and NCAA championships than in any other decade in school history.

Alleva, whose hometown is Suffern, N.Y., majored in Finance at Lehigh University and received his bachelor's degree in 1975. While at Lehigh, Alleva was the quarterback of the football team and team captain in 1974. Alleva also played on the Lehigh baseball team. He served as a graduate assistant football coach and earned an MBA in 1976.

While at Duke, Alleva played a key role in Durham's community sports scene. He started Little League Baseball in Durham over 20 years ago, and also began the American Legion baseball program.

He is a member of the North Carolina American Legion Hall of Fame, Suffern High School Hall of Fame and the Rockland County Hall of Fame.

Alleva and his wife, Annie, have three children, J.D., Jeff, and Jenny.



Verge Ausberry

Senior Associate AD/Operations and Administration

A former LSU football standout, Verge Ausberry joined the athletics administrative staff in August 2001 as the Associate Athletics Director for Operations. He was appointed to the position of Senior Associate Athletics Director in May 2006.

Ausberry supervises and is responsible for football operations and football scheduling. He also oversees the LSU men's and women's track and field programs, the equipment staff, the strength and conditioning staff, the Dr. Martin Broussard training room, the video department and football game management.

Ausberry, from New Iberia, La., played inside linebacker for the Tigers, lettering in 1986-89. He was part of two SEC championship teams, playing on teams that went to four bowl games.

Before joining the LSU athletic administration, he was very closely involved in the athletic program, first serving for almost seven years as a member of LSU's highly regarded Academic Center for Athletes.

After leaving the Academic Center, he moved in July 1999 to the Tiger Athletic Foundation staff as part of LSU's fundraising arm.

Ausberry received his Bachelor of Science degree in education in May of 1990, his Master of Education degree in administration, supervision and certification in child welfare in May of 1992 and his specialist in higher education administration in 2004. He is presently a doctoral candidate in higher education administration at LSU. He is married to the former Cheri Morial of New Orleans and they have two boys, Austin(8) and Jaiden(7).



Miriam Segar

Senior Associate AD/Senior Woman Administrator

Former LSU women's basketball player Miriam Segar has been a part of the athletics administration since June of 1995 and was most recently named Senior Associate AD and the department's Senior Woman Administrator after having served as Associate Athletics Director for Student Services since April 2007. She had served as Assistant Athletics Director since 2004.

As LSU's Senior Woman Administrator, Segar's responsibilities include oversight of the highly successful Tiger Olympic Sports program including 17 men's and women's sports. Segar began her administrative career at LSU as the compliance coordinator where she served for three years. Following that, in 1998, Segar was named the director of the CHAMPS/Life Skills Program where she worked until 2001 when she became the Director of Student Services.

While working with CHAMPS/Life Skills, Segar guided the program to the Division I Athletic Directors Program of Excellence Award in 2001.

Prior to returning to her alma mater, Segar spent one year at the SEC office as the championships assistant and the officiating assistant, assisting in the management of all SEC championships and tournaments and the coordination of women's basketball officials.

Segar, the 2006 Athletic Department Female Alumnus of the Year, was a three-year captain for the Lady Tigers basketball team and received four letters from 1990 to 1994. She earned the 1994 NCAA Post-graduate Scholarship and was a member of the 1994 NCAA All-Academic team.

Segar and her husband Jamie have four children – Grant, Reid, Maggie and Hayes.



Mark Ewing

Senior Associate AD/Business

Mark Ewing, a 28-year employee of Louisiana State University, is in his 12th year with the Athletics Department, and serves as the department's Senior Associate Athletics Director for Business and the department's Chief Financial Officer.

His duties as the department's Chief Financial Officer includes oversight of the departments over \$95 million budget, management of the athletic business office, oversight of all travel, human resources, and purchasing. He also supervises the Athletic Ticket Office and LSU SportShop and serves as the liaison for concession operations. He is responsible for the department's financial forecasting and provides the financial information necessary for funding athletic construction and maintenance projects. He also serves as the department's administrator for men's and women's golf.

Ewing came to athletics from LSU's Office of Budget and Planning. He served as LSU's Budget Director overseeing the development and management of the university's over \$360 million operating budget.

Ewing, who is a native of Pointe Coupee Parish, received a bachelor's degree in finance from LSU in 1978 and a master's degree in public administration from LSU in 1995.

Ewing and his wife, Gail, have three daughters: Andrea and her husband Cody Lee, Arleen and her husband John Daniel, and Molly Sue. He also has one granddaughter – Ainsley Grace.



Herb Vincent

Associate Vice-Chancellor for University Relations
Senior Associate AD/External Affairs

Herb Vincent serves in the dual position of Senior Associate Athletic Director for External Affairs in the athletic department and Associate Vice Chancellor for University Relations. He was appointed Senior Associate AD in May of 2006 and assumed the additional duties of oversight of University Relations in August of 2009.

Vincent manages communications and serves as the primary public relations officer for the University and all its entities. In his role in athletics, he supervises the sports information office and marketing and promotions office, serves as the primary liaison with LSU Sports Properties, and is the department administrator for the sport of baseball.

Vincent was the LSU sports information director from July 1988 to July 2000. During that time he was named Assistant AD in November of 1989, and then was elevated to Associate AD for Communications in 1992.

In August of 2000 Vincent became Vice President for Communications for the College Sports Southeast regional cable network, headquartered in Birmingham, Ala., before returning to LSU in 2002.

He earned a bachelor's degree in journalism from LSU in 1983 and worked as a student assistant in the sports information office directed by CoSIDA Hall of Famer Paul Manasseh during his undergraduate years.

After graduating from LSU, Vincent spent the 1984 season as assistant public relations director for the United States Football League's New Orleans Breakers. In 1985, he was assistant PR director for the USFL's Los Angeles Express and was promoted during the season to the public relations staff's top position.

Vincent also served one year as assistant SID and publications director at Louisiana-Lafayette and two years as assistant director of public relations for the Southeastern Conference prior to joining LSU in 1988.

Vincent is the author of a book on the history of LSU football, "The LSU Football Vault." He is married to the former Jamey Cavacini of Versailles, Ky., and they have one daughter, Kennedy.



Bo Bahnsen

Senior Associate AD/Compliance and Planning

Returning in 2009 to serve the department in the Compliance Office, Bahnsen is once again proving to be a very versatile member of the athletic department.

Before moving back to Compliance, Bahnsen served the previous five years, in a valuable role as Associate Athletics Director for Internal Relations, overseeing the ticket office and all customer service operations.

Prior to December of 2003, Bahnsen's primary responsibility for the previous 14 years was to serve as LSU's NCAA compliance officer.

Bahnsen served as manager of the LSU basketball team as an undergraduate at LSU. In 1982, he became the administrative assistant for the men's basketball team, where he worked for five years before moving into athletics administration as director of purchasing and travel for two years.

In July 1987, he became administrative assistant to Athletics Director Joe Dean, overseeing the purchasing office and departmental travel operations until his promotion in 1989. In 1989, he was assigned his primary responsibility as NCAA compliance officer as assistant athletics director, and then was promoted to associate AD in 1996.

Bahnsen has been responsible for overseeing the successful implementation of LSU's Tradition Fund Program, a football-seating plan that requires contributions for the right to purchase approximately 45,000 seats in Tiger Stadium. In 2009, he helped organize the highly successful LSU celebration of the 100th anniversary of the Men's Basketball Program.

A native of Wharton, Texas, Bahnsen attended Wharton County Junior College for two years before transferring to LSU in 1979. He earned his Bachelor of Science degree in physical education.

Bahnsen, 53, is married to the former Karen Mayson, a former LSU golfer and current head coach of the Lady Tigers golf program. The couple has two children, Darren and Devin.



Eddie Nuñez

Senior Associate AD/Internal Operations

Eddie Nuñez joined the Athletics Department in October 2003 as the Director of Game and Event Management and was promoted to Associate Athletics Director for Operations and Project Development in June of 2007 and Senior Associate Athletic Director in 2009.

As a member of the senior staff, Nuñez's responsibilities include supervision of the men's basketball program, men's tennis program and the women's tennis

program. He also supervises the Event Management department as well as directs all capital projects for the athletic department. Under his guidance, the athletic department has experienced over \$220 million dollars in renovations and construction of athletic facility projects. Most recently this included the preservation of Tiger Stadium renovations.

Nuñez is the Athletic Department's liaison with the Tiger Athletic Foundation and oversees all project development as well as assist in fundraising/development. He also represents the athletics department on various University and community committees.

Nuñez came to LSU after two years as the Director of Game and Event Management at Vanderbilt University. At Vanderbilt, along with directing the Game and Event Management department, he also assisted in construction of a New Soccer/ Lacrosse Stadium, a New Basketball Practice Facility and a New Baseball stadium as well as the renovation of several other facilities including renovation of their track facility. Prior to that, Nuñez served as men's basketball administrative assistant at Marquette University for one year and two years as men's basketball graduate assistant and head equipment manager for coach Billy Donovan at the University of Florida. Nuñez also played two seasons on the Florida basketball team in 1997 and 1998. He transferred to Florida after playing two years at Miami-Dade Community College.

The native of Miami, Fla., received his associate degree in arts and architecture from Miami-Dade Community College in 1995, his bachelor's in sports management from the University of Florida in 1998 and his masters in sports administration from Florida in 2000. He is married to the former Jane Hess and the couple has two daughters, Elizabeth Kendall Nuñez (4) and Anna Caldwell Nuñez (1).



Ronnie Haliburton

Senior Associate AD/Athletic Facility Management

Ronnie Haliburton, who served as director of facility services in the LSU Athletics Department for three years, was promoted to Associate Athletics Director for Athletic Facility Management in March 2007.

Haliburton came to the athletics department in December of 2003 from LSU's facility maintenance department, where he served as manager for five years. He

was responsible for the overall management of custodial operations, special events crews, stock room inventory and equipment repair.

Haliburton played as a tight end for the LSU football team from 1986-89, and was a member of two Southeastern Conference championship teams. He later played for the Denver Broncos for three years.

He first joined LSU in an administrative capacity in 1994 as resident assistant of Broussard Hall, then the school's athletic dormitory, before moving to the weight room as a student assistant strength coach.

Haliburton became a resident manager in 1996 before being named coordinator of residence life later that year. In 1998, he became Manager of Facility Maintenance at LSU.



Emmett David

Associate AD/Facility and Project Development

Emmett David joined the LSU Athletics Department in 2012 after serving as Director of the Office of Planning Design and Construction at LSU since June of 1996.

He will assist in facility and project development for the athletics department including the new South Stadium addition and future projects for such sports as tennis and gymnastics.

Among his responsibilities for the University was to serve as facility officer for Doctoral I Research Institution consisting of 11.2 million gross square feet with 250 primary buildings. He also was responsible for the 5-year Capital Outlay project planning of some \$484 million, deferred maintenance reporting and funding; and, ADA and Life Safety Code deficiency projects, budgets and tracking of expenditures of some \$200 million. He was responsible for nearly \$800,000 in physical development on campus with projects such as Chopin Annex, Residential College, Business Education Complex, Raphael Semmes Parking Garage and numerous major maintenance, repair and restoration projects.

He also coordinated and implemented master plans for such departments as Parking and Traffic, Athletics, Veterinary Medicine, Student Health Center, Union,

South Campus and Residential Life.

David developed long range planning of future projects and the impact of associated displacement and monitored and managed space inventory. He served as joint director of facilities for emergency advisory conditions to the University Emergency Operations Center and also served as a Staff Senator.

Prior to his employment by LSU, he served as Project Review Architect for the Louisiana State Fire Marshal (1993-96) and also maintained a private practice during the time. He also served as project manager and project architect for several Louisiana architectural firms prior to 1993.

David graduated from LSU with a Bachelor of Architecture in 1982 and his Master of Public Administration in 2006. He is a registered licensed architect by the state of Louisiana.



Brian Broussard

Assistant AD/Director of Ticket Operations

A 16-year veteran of the Athletics Department, including 12 years as ticket manager, Brian Broussard was promoted to Assistant Athletics Director for Ticket Operations in July 2007.

Broussard is responsible for revenue in excess of \$50 million, which includes the management of ticket and parking sales and renewals for all sports, as well as Tradition Fund donations for football, men's basketball and baseball.

Broussard began at LSU in August 1996 as an assistant ticket manager responsible for men's basketball sales and the day-to-day operations of ticket office. In March 2000, he was promoted to ticket manager, becoming responsible for the ticketing in all sports.

Prior to joining the LSU staff, Broussard was the ticket manager at Northwestern State in 1996. He worked as a promotions assistant at the University of Miami in 1995 and was the gameday club manager for the New Orleans Saints in 1994.

The Gretna native earned his bachelor's degree in political science from LSU in 1993. He is married to the former Aimee Hodges of Alexandria.



Matt Shanklin

Assistant AD/Marketing

Matt Shanklin begins his second year at LSU serving as the Assistant Athletic Director of Marketing and as the General Business Manager for LSU Sports Properties, the multi-media rights holder for Tiger Athletics. Previously, Shanklin served 20 years as the Associate Athletic Director of Marketing and Licensing at the University of Arkansas.

While at Arkansas, Shanklin was in charge of all department marketing/promotions, corporate sponsorships, advertising sales and coordinated all sales and programming for the football, basketball and baseball video boards. He was instrumental in developing the HogPen, a tailgating area for fans inside Baum Stadium, the Hog Spa hot tub area at Baum Stadium and the RBI Girls. Shanklin was instrumental in establishing the school's first baseball radio network in 1992, one of the nation's largest with more than 25 affiliates statewide as well as creating the first Hispanic radio network for the University of Arkansas. In 1998, Shanklin became the university's licensing coordinator and under his direction, licensing revenues increased every quarter.

Shanklin was assistant marketing director at East Carolina University for a year before going to Arkansas. He had served as an intern at Arkansas for five months before joining the ECU staff.

A 1984 graduate of South Mecklenburg (N.C.) High School in Charlotte, N.C., where he lettered in baseball and soccer, Shanklin earned his degree in communications from North Carolina-Wilmington in 1988.

A graduate of Ohio University's highly respected sports administration program, Shanklin earned a master's degree in that program in the fall of 1989.

An avid golfer, Shanklin married the former Missy Emmerson of Jacksonville, Texas, in 2003. She has a daughter, Jordan (17), and they are also the parents of Barbara Blake (7) and Isabella Grace (5).



Michael Bonnette



Bill Franques



Kent Lowe



Matt Dunaway



Bill Martin



Will Stafford



Jake Terry



Steve Franz



Jason Feirman



Krystal Bennett



Hannah Brinks



Pam LeBlanc

Michael Bonnette

Associate Athletic Director/Sports Information

Michael Bonnette enters his 13th year as LSU's Sports Information Director and sixth as an Associate Athletic Director after being promoted to his current position in April of 2007. Bonnette was originally elevated to Sports Information Director in August of 2000 and then promoted to Assistant Athletic Director in July of 2004.

As Sports Information Director, Bonnette serves as the chief contact for LSU's nationally-ranked football team as well as overseeing all publicity activities for the 20 sports sponsored by the Athletic Department.

The 42-year-old Bonnette, who served as an Associate Sports Information Director for seven years, is in his 19th year with the LSU Athletic Department.

The Lake Charles, La., native has been around the sports media relations profession his entire life as he is the son of longtime and recently retired McNeese State Sports Information Director Louis Bonnette, who was inducted into the CoSIDA Hall of Fame in June of 2009. The field at Cowboy Stadium in Lake Charles bears the name Louis Bonnette Field. His brother Matthew Bonnette continued the family tradition at McNeese by being named the school's Sports Information Director in July of this year.

Bonnette, who is a 1993 graduate of LSU, is past president of SIDS for the Southeastern Conference and is currently the vice-president for SIDS for the Louisiana Sports Writers Association. He is married to the former Robin Arnaud of Opelousas, La., and the couple has three sons, Peyton (14), Grant (13) and Max (7).

Bill Franques

Senior Associate SID

Bill Franques works as the LSU baseball program's media relations director, and he serves as managing editor of LSU's football, men's basketball and baseball GAMEDAY publications.

The LSU baseball media guide, written and edited by Franques, has three times been named best in the nation by the College Sports Information Directors of America. His baseball brochures have finished among the top six in the country in 15 of the past 20 seasons, including his 2012 guide which was voted No. 1 by CoSIDA.

Franques is the Alex Box Stadium public address announcer, and he is the color analyst on LSU Sports Radio Network broadcasts of baseball road games. In addition, he is the producer and co-host of LSU Tiger Tracks, a weekly television program featuring LSU sports personalities.

Franques also worked from 1997-2000 as the LSU baseball administrative assistant. His duties included coordinating team and recruiting travel, organizing fundraising events and booster club meetings, and overseeing office operations.

Franques received a Bachelor of Arts degree from LSU in 1985. The Lafayette, La., native is married to the former Yvette Lemoine of Bunkie, La., and they have three children - William Paul Jr. (12), Benjamin Lewis (10) and Madeline Lemoine (8).

Kent Lowe

Senior Associate SID

A member of the LSU Sports Information staff since August 1988 and beginning his 25th athletic year at LSU, Kent Lowe was appointed senior associate SID in August 2000. He serves as the primary media contact for the LSU men's basketball team and women's golf team.

His voice is also well known as the color analyst on softball broadcasts on the LSU Sports Radio Network and for the past 19 years has written an award-winning bowling column for The (Baton Rouge) Advocate.

Lowe, 54, came to LSU from Louisiana Downs where

he served as publicity director for the Bossier City, La., racetrack.

Lowe is a member of CoSIDA, which voted his 2010 men's basketball media guide "Best in the Nation," his 2010 women's golf guide third overall and his 2012 men's basketball guide third in the nation. He is a member of CoSIDA's prestigious Academic All-American committee as well. Lowe is also a past president and current treasurer of the Louisiana Sports Writers Association.

Lowe, a native of Shreveport, is a 1979 graduate from LSU-Shreveport. He earned his masters' degree at LSU in 1982.

Matt Dunaway

Associate SID

Matt Dunaway moves into his fourth season as an associate sports information director where he serves as the primary media relations contact for LSU's softball and volleyball programs. He also serves as the department's liaison to the Cox Communications Academic Center for Student-Athletes and promotes LSU's community service outreach.

Dunaway, 30, has had the opportunity to publicize a quartet of All-Americans, Brittnee Cooper (volleyball) along with Rachele Fico, Brittany Mack and Kirsten Shortridge (softball), while at LSU. He also fills in as the color analyst for softball road broadcasts on the LSU Sports Radio Network. His 2012 LSU Softball media guide was voted No. 1 in the nation by CoSIDA.

Dunaway came to LSU from Rice where he promoted the Owls' women's basketball and tennis teams in addition to sharing secondary football duties. Prior to Rice, Dunaway spent two years across town as a sports information assistant at the University of Houston as primary contact for the Cougars' softball, volleyball and tennis programs.

Dunaway graduated from UCF in May 2005 with a BA in broadcast journalism from the Nicholson School of Communication. He was a student assistant in the sports information office and held sports director duties for the student chapter of the UCF ISP Sports Network responsible for broadcasting Golden Knight volleyball, women's basketball, softball and baseball.

Dunaway is a member of CoSIDA, the Louisiana Sports Writers Association and lives in Baton Rouge.

Bill Martin

Associate SID

Bill Martin enters his fifth year as associate SID where he handles all publicity for the LSU women's basketball program. He also serves as the top media relations assistant for the Tigers' football team.

Martin, 29, returned to his alma mater after working as an intern in the University of Florida sports communications office from January to May 2008.

Martin handled all sports information duties for the Gators' prominent men's and women's golf programs while also working closely with men's basketball and football.

Prior to his stint at Florida, Martin served as a student intern in the LSU Sports Information office from August 2001 until December 2007. He handled all publicity for the swimming and diving program. Martin also served as the secondary SID for the LSU baseball team and a student assistant for the Tigers' football team from 2003-07.

Martin graduated from LSU in December 2007. The Lake Charles, La., native is a 2001 graduate of Barbe High School.

Will Stafford

Associate SID

Will Stafford enters his fifth year as a member of the LSU Sports Information staff as he serves as associate

SID in charge of the national champion men's and women's track and field programs, as well as the men's golf and women's soccer programs.

Stafford is a native of Franklinton, La., and a 2006 graduate of LSU's Manship School of Mass Communication with a Bachelor of Arts degree in journalism.

Prior to receiving a full-time position at LSU, Stafford served as a graduate assistant with the sports information staff for two years while completing a master's degree in sport management in the summer of 2008. In addition, he served as a student assistant at LSU for three years from 2003-06.

Stafford's media guides have been judged in the top five in the country on seven occasions by the College Sports Information Directors of America. This includes the fifth-ranked men's track and field guide in 2007; the third-ranked men's golf, fourth-ranked women's soccer and fourth-ranked women's track and field guides in 2008; the second-ranked men's golf and third-ranked women's track and field guides in 2009; and the second-ranked track and field guide in 2011.

In addition, four of Stafford's media guides have received the "Best Cover" honor as the nation's top design, including track and field in 2007, 2009 and 2011, and men's golf in 2009.

Jake Terry

Associate SID

Jake Terry begins his third year as Associate SID where he serves as coordinator of social and new media, handles all publicity for the LSU gymnastics team and assists with the football team.

Terry earned his master's degree in sport management at LSU in 2010 after receiving a Bachelor of Arts degree in broadcast journalism from LSU's Manship School of Mass Communication in 2008.

Prior to receiving a full-time position, Terry served as a graduate assistant for two years at LSU when he handled responsibilities for gymnastics. During his time as a student, he worked as an SID for women's tennis and also served briefly as interim SID for softball, volleyball and women's basketball.

Terry, 26, is a Baton Rouge native and is married to the former Allison Stuckey.

Steve Franz

Photography Coordinator

Steve Franz, LSU's staff photographer, joined the LSU athletics department in July of 1998 after being around the Tiger sports scene for years.

Prior to joining LSU athletics, the New Orleans native served as photographer for the independent Tiger Rag magazine for five years. Franz was also a photographer for United Press International covering some of the area's major political events, Presidential visits, the New Orleans Saints and the NCAA men's and women's Final Fours in New Orleans.

Franz, 42, has had his pictures published in several national magazines, including Sports Illustrated and The Sporting News. He is a 1993 graduate of LSU.

Jason Feirman

Publications Director

Jason Feirman is in his 12th year as the director of the LSU Athletics publications office. His responsibilities include the production design of media guides, game programs, posters, schedule cards, social media websites, advertising campaigns and various other projects for all 20 varsity sports. Feirman also oversees the design of outdoor signage on LSU Athletics facilities.

Feirman has coordinated 80 media guides, game

programs and posters that have finished among the best in the nation of the annual CoSIDA publications contest. His media guides have won "Best in the Nation" by CoSIDA three times, 2002-03 and 2007-08 women's basketball guides and the 2009-10 men's basketball guide. In 2008 his football game program was voted "Best Cover". In 2010 his football poster was voted "Best in the Nation". In 2004-05 his men's basketball advertising campaign was awarded a Gold ADDY.

Feirman, 34, received a Bachelor of Arts degree from LSU in December of 2000. The Metairie, La. native, is married to the former Rachael Click, and they have two children, Cooper and Ella.

Krystal Bennett

Graphic Design Coordinator

Krystal Bennett is in her sixth year as graphic design coordinator for the LSU Athletics publications office. Her responsibilities include assisting in the design and production of all publications for the athletics department as well as being the primary graphic designer for the Tiger Athletic Foundation.

Bennett, 27, worked as a student assistant in the LSU Athletics department for two years prior to earning her bachelor's degree in graphic design in May 2006. She has produced 22 media guides that have finished among the top five in the nation in the annual CoSIDA publications contest. Her 2006 men's tennis guide, 2009 & 2011 baseball guides and 2009 & 2011 track and field guides were each awarded "Best Cover" honors. More recently, her 2012 baseball guide was awarded "Best in the Nation."

She is a Houghton, La., native and a graduate of Houghton High School.

Hannah Brinks

Graphic Design Coordinator

Hannah Brinks is in her first year as a graphic design coordinator for the LSU Athletics publications office. Her responsibilities include the design and production of print and digital communications for the athletic department.

Prior to coming to LSU, Brinks, 24, was a graphic designer with Crimson Tide Productions at the University of Alabama, where she designed in both print and digital formats for Gymnastics, Women's Golf, Softball, and Women's Basketball.

She earned her BFA cum laude in Digital Media/Graphic Design from The University of Alabama, and was a record setting member of the Crimson Tide Swimming and Diving team, competing at SEC Championships, NCAA's, US Open, US Nationals, World Championship Trials and Olympic Trials. She is a native of Richmond, Virginia.

Pam LeBlanc

Administrative Assistant

SID Students

Sydney Armstrong
Allen Alongi
Brandon Berrio
Palmer Black
Caroline Downer
Brooke Hochstetler
Bailey Kilshaw
Natalie Legendre


Photography Students

Chris Parent
Hilary Scheinuk
Martin McCallister

Publications Students

Lacey Beauregard
Corey Schneider
Ryan Primeaux

Seth Landry
Seth Medvin
Graham Reilly



The 2013 LSU Baseball Official Yearbook is a source of information for the news media. Additional information is available upon request from the LSU Sports Information Office. News releases, photographs and video footage will be made available to accredited members of the news media.

The LSU Sports Information Office is located on the fifth floor of the LSU Athletic Administration Building.

Mailing Address

LSU Sports Information
Athletic Administration Building
Baton Rouge, LA 70803

Overnight Mail Address

Room 501, LSU Athletics Admin. Bldg.
N. Stadium Dr. at Nicholson Dr.
Baton Rouge, LA 70803

Phone Directory

Press Box: 225-578-4149
Sports Information: 225-578-8226
Sports Information Fax: 225-578-1861
Baseball Office: 225-578-4148
Baseball Office Fax: 225-578-4066
Baseball Contact - Bill Franques
E-mail Address - wfranqu@lsu.edu

Credentials

All media attending LSU baseball home games must present a media pass for admission to Alex Box Stadium. Media are asked to enter the stadium on the third-base side between the Ticket Office and the Hall of Fame Room. Credentials for home games are issued for working media only and should be requested as early as possible.

- Requests for credentials should be made in advance by e-mail and directed to Senior Associate SID Bill Franques.
- Requests are honored from sports editors of daily and weekly newspapers, editors of sports periodicals, and sports directors of radio and television stations who broadcast regularly-scheduled daily sports reports and talk shows.
- Credentials not mailed may be picked up beginning 90 minutes prior to game time at the Will Call window on the third base side of Alex Box Stadium.

www.LSUsports.net/media • http://media.lsusports.net

Media can access images for all LSU athletic teams, including action shots, heads shots, logos, etc. To gain access, e-mail LSU Baseball SID Bill Franques (wfranqu@lsu.edu). This service is for the media use only. Resale of these pictures is strictly prohibited.

Press Box Services

A complete NCAA box score and pertinent game facts will be distributed to members of the working media. Press packets are provided 60 minutes prior to the first pitch, or earlier upon request. Press packets include a scorecard and team rosters, updated statistics for each team, conference statistics and game notes.

Wireless Internet

Please contact Senior Associate SID Bill Franques in order to obtain login information for LSU's wireless internet services.

Parking

Because of limited space, requests for parking passes should be made with credential requests. It should not be assumed that parking passes will be provided with all media credentials.

Radio/Television

Radio and television space for broadcasting baseball games is located in the press box. LSU provides courtesy lines for radio stations wishing to broadcast a game from Alex Box Stadium.



Head Coach Paul Mainieri

Coach Mainieri is usually available for interviews on weekdays prior to practice sessions. Please coordinate all requests for interviews with Coach Mainieri through the Sports Information Office. Appointments and interviews may be arranged through Bill Franques at wfranqu@lsu.edu or (225) 578-2527. Coach Mainieri will meet with reporters approximately 15 minutes after home games in the Champion's Club of Alex Box Stadium.


Practice/Interviews

Media members are invited to attend LSU baseball practice sessions. Players and coaches are usually available for interviews before each practice in Alex Box Stadium. Contact Bill Franques at wfranqu@lsu.edu or 225.578.2527 for practice times. Post-game player interviews are conducted in front of the LSU dugout at the conclusion of a brief team meeting on the field. The LSU locker room is closed to the media.

LSUsports.net



LSUsports.net/fancage



Inside LSU Baseball with Paul Mainieri

Inside LSU Baseball is a weekly program featuring LSU head coach Paul Mainieri. The first installment of the 2013 season will air March 24 and the show runs through May 26. The show features game highlights, player profiles and in-depth stories on the Fighting Tiger program.

Inside LSU Baseball with Paul Mainieri is syndicated weekly during the season throughout all major markets in the state of Louisiana by LSU Sports Properties. In addition, the show can be viewed in its entirety in the Geaux Zone of LSU's official athletics department web site, LSUsports.net.

2013 Inside LSU Baseball TV Affiliates

BATON ROUGE
WBTR-TV (Channel 10)
COX CABLE (Channel 4)

HOUMA
HTV10
KFOL/KJUN-TV (Channel 10)

LAFAYETTE
KLAF-TV (Channel 17)

LAKE CHARLES
KLOC-TV (Fox 29)

MONROE
KAQY-TV (Channel 11)

MORGAN CITY
KWBJ-TV (Channel 39)

SHREVEPORT
KMSS-TV (Fox 33)
KSHV-TV (MTN 45)

REGIONAL NETWORKS
COX SPORTS TELEVISION
COMCAST SPORTS SOUTHEAST
COMCAST SPORTS NET HOUSTON



CST announcers Lyn Rollins (left) and former LSU all-American Ben McDonald



Network Telecasts

Check www.LSUsports.net for a listing of games to be televised this season.



Kevin Wagner
Director of Television

Kevin Wagner, LSU's Director of Television, is the executive producer/director for LSU's four major coaches' television shows featuring football coach Les Miles, men's basketball coach Johnny Jones, women's basketball coach Nikki Caldwell and baseball coach Paul Mainieri. He oversees all television projects associated with the LSU Athletics Department, including the coordination of LSU's video scoreboards in Tiger Stadium, the Pete Maravich Assembly Center and Alex Box Stadium.

Wagner, 56, was promoted to Assistant AD/Television in August, 2003 after joining LSU as assistant coordinator in August of 1989. He served as Coordinator of Electronic Media/Television for eight years prior to his most recent promotion. A 1980 graduate of LSU in broadcast journalism, Wagner was a four-year Tiger letterman in diving (1975-79), earning All-Southeastern Conference honors in 1979 on the three-meter springboard.

A native of Houston with 34 years of experience as a television producer, Wagner and his wife Karen have two daughters, Allyson and Jennifer, and six grandchildren - Kaleigh, Conner, Randy, Tanner, Carson and Kyndal.



John Schiebe
Manager of Television

John Schiebe enters his 19th year as chief assistant in the television department. He came to LSU in August of 1994 from the University of Mississippi where he served as post-production supervisor in the Teleproductions Center. He worked at Ole Miss for one-and-a-half years.

Schiebe served as a production assistant in Educational Television Services at Oklahoma State from 1984 through 1987 before becoming a producer/director in Agricultural Communications at OSU from 1987 until 1993 when he joined Ole Miss.

A 1986 graduate of Oklahoma State, he was born in Minneapolis, Minn. and attended high school in Oxford, Miss. Schiebe, 51, is married to the former Mollie Clements of Memphis, Tenn., and they have two sons, Tom and Pat, both members of the 2004 1A state champion football team at the Dunham School in Baton Rouge.



David Landry
Television Producer

David Landry returned in 2006 to LSU as a producer within the television department after 12 years in TV production in the Baton Rouge area.

Before his freelance career, Landry, a native of Baton Rouge, served as a full-time television producer at LSU for four years (1990-1994) and was involved with production of LSU programming since 1988 when he was a student at the University.

Landry, 45, worked as a student assistant in the Electronic Media Department from 1988-90 before joining the department on a full-time basis.

He most recently owned LTO Productions in Baton Rouge for nine years, contracting with broadcast and cable networks, including extensive news coverage of the aftermath of Hurricane Katrina for Fox News Channel.

Landry graduated from LSU in 1990 with a bachelor's degree in broadcast journalism. He married the former Kim Segura of Baton Rouge in 1991, and they have two sons, Patrick and John.



The Paul Mainieri Show

PRESENTED BY CAPITAL ONE BANK

Selected LSU Sports Radio Network stations will air "The Paul Mainieri Show, presented by Capital One Bank" each Monday from 7-8 p.m., beginning on March 25 and continuing through May 13. The show airs live from T.J. Ribs Restaurant on Acadian Thruway in Baton Rouge.

The show is designed to give Tiger fans a chance to visit both live and by phone with LSU coach Paul Mainieri. Fans have the opportunity to watch the show live at T.J. Ribs and ask Coach Mainieri questions in person. There is also a call-in segment that features questions from listeners on the LSU Sports Radio Network and in the Geaux Zone of LSUsports.net.



"Voice of the Tigers" Jim Hawthorne (right) and LSU coach Paul Mainieri talk to fans live at TJ Ribs Restaurant in Baton Rouge.

Game Broadcasts

The LSU Sports Radio Network is scheduled to broadcast all regular-season contests in 2013 along with the Tigers' games in the SEC and NCAA Tournaments. LSU Baseball will be distributed by satellite to 17 radio stations from the broadcast studios on the fifth floor of the athletic administration building.

WDGL-FM (98.1) in Baton Rouge serves as the flagship station for the LSU Sports Network. All programming can also be heard in the Geaux Zone at www.LSUsports.net, and selected games will be available on Sirius/XM Channels 199, 200 and 201.

Jim Hawthorne, the "Voice of the Tigers" for all LSU sports, begins his 30th season of calling baseball play-by-play action. He will be joined on the broadcasts by Charles Hanagriff, former LSU All-American Patrick Coogan and LSU baseball publicist Bill Franques.

A veteran sports announcer and radio personality throughout Louisiana, Hawthorne brings years of baseball broadcast experience to his post, including stints with the Shreveport Captains of the AA Texas League, Northwestern State University and Centenary College.

In his 33-year LSU broadcasting career, Hawthorne has called the action from three basketball Final Fours, 21 football bowl games, three football national championship games and six baseball national championship games. Hawthorne, a native of Anacoco, La., is married to the former Juanita Carol Thomason. He has one son, Joseph William; two daughters, Jaime Lynn and Amanda Ruth; and four grandchildren.



The LSU Sports Radio Network crew (l to r): Charles Hanagriff, Jim Hawthorne, Bill Franques

The Network

The LSU Sports Radio Network is one of the most diverse and progressive college radio networks in the country, utilizing an in-house radio studio to originate over 140 live events in football, men's and women's basketball, baseball and softball. WDGL-FM (The Eagle 98.1) in Baton Rouge is the flagship station for LSU baseball broadcasts. In addition to live events, network programming also includes a weekly live coach's show for football, men's and women's basketball and baseball.

2013 LSU Baseball Network Affiliates (Projected)

| CALL LETTERS | FREQUENCY | CITY |
|--------------|-----------|--------------------------------|
| WDGL-FM | 98.1 | Baton Rouge (Flagship Station) |
| WWL-AM | 870 | New Orleans |
| WWL-FM | 105.3 | New Orleans |
| KWKH-AM | 1130 | Shreveport |
| KSYL-AM | 970 | Alexandria |
| KLWB-FM | 103.7 | Lafayette/Opelousas |
| KAOK-AM | 1400 | Lake Charles |
| KRJO-AM | 1680 | Monroe |
| WBOX-FM | 92.9 | Bogalusa |
| KFNV-FM | 107.1 | Ferriday |
| KJIN-AM | 1490 | Houma |
| KJNA-FM | 102.7 | Jena |
| KJAE-FM | 93.5 | Leesville |
| KRUS-AM | 1490 | Ruston |
| KVPI-AM | 1050 | Ville Platte |
| WYAB-FM | 103.9 | Jackson, Miss. |
| WFCG-FM | 107.3 | Tylertown, Miss. |

Network Affiliates are subject to change.

Visit www.LSUsports.net/radioaffiliates



Paul Mainieri joins Bill Franques for a postgame show after each home game in the Champion's Club of Alex Box Stadium.

President

(President of LSU System, 1965-present)
 James M. Smith, 1930-1939
 Paul M. Hebert, 1939-1941
 Campbell B. Hodges, 1941-1944
 William B. Hatcher, 1944-1947
 Fred C. Frey, 1947
 Harold W. Stoke, 1947-1951
 Troy H. Middleton, 1951-1962
 John A. Hunter, 1962-1972
 Martin D. Woodin, 1972-1985
 Allen A. Copping, 1985-99
 William L. Jenkins, 1999-2007; 2012-
 John V. Lombardi, 2007-12

Chancellor

Cecil G. Taylor, 1965-1974
 Paul W. Murrill, 1974-1981
 James H. Wharton, 1981-1988
 E. Grady Bogue, 1988 (Dec.)-1989 (July)
 William E. Davis, 1989-96
 William L. Jenkins, 1996-99; 2008; 2012-
 Mark A. Emmert, 1999-2004
 Sean O'Keefe, 2005-08
 Michael V. Martin, 2008-12

Athletics Director

T.P. Heard, 1933-55
 Jim Corbett, 1955-67
 Harry Rabenhorst, 1967-68
 Carl Maddox, 1968-78
 Paul Dietzel, 1978-82
 Bob Brodhead, 1982-86
 Joe Dean, 1987-2000
 Skip Bertman, 2001-08
 Joe Alleva, 2008-

Faculty Athletic Chairman

James F. Broussard, 1932-42
 B.F. Mitchell, 1942-43
 J.G. Lee, 1945-46
 A.R. Choppin, 1956-57
 John C. Floyd, 1957-58
 George H. Lowrey, 1958-59
 Benjamin C. Craft, 1959-60
 Lemos L. Fulmer, 1961-62
 W.R. Edwards, 1962-64
 Luther Wade, 1964-65
 Dale R. Carver, 1965-66
 George W. Fair, 1966-68
 A. Bigler Crow, 1968-69
 Maurice Vick, 1969-70
 Frank Rickey, 1970-71
 Melvin Dakin, 1971-72
 Robert May, 1972-74
 J.B. Frye, 1974-75
 L.R. Daniel, 1975-78
 Joseph Liuzzo, 1978-83
 Billy Seay, 1983-91
 Sam Hilliard, 1991-1993
 Pat Culbertson, 1994-2002
 Ken Carpenter, 2002-07
 Dydia DeLyser, 2007-11
 Bill Demastes, 2011-

Sports Information Director

Jack Fiser, 1948-49
 Jim Corbett, 1945-48; 1950-1954
 Bob Lynch, 1949-50
 Ace Higgins, 1954-66
 Bud Johnson, 1966-71

Paul Manasseh, 1971-83
 Joe Yates, 1983-85
 Jamie Kimbrough, 1985-88
 Herb Vincent, 1988-2000
 Michael Bonnette, 2000-

Football Coach

L.M. "Biff" Jones, 1933-34
 Bernie Moore, 1935-47
 Gaynell Tinsley, 1948-54
 Paul Dietzel, 1955-61
 Charlie McClendon, 1962-79
 Jerry Stovall, 1980-83
 Bill Arnsparger, 1984-86
 Mike Archer, 1987-90
 Curley Hallman, 1991-94
 Gerry DiNardo, 1995-99
 Nick Saban, 2000-2004
 Les Miles, 2005-

Men's Basketball Coach

Harry Rabenhorst, 1933-42
 Dale Morey, 1943-44
 Jess Fatherree, 1945
 A.L. "Red" Swanson, 1945
 Harry Rabenhorst, 1946-57
 Jay McCreary, 1958-65
 Frank Truitt, 1965-66
 Press Maravich, 1966-72
 Dale D. Brown, 1972-97
 John Brady, 1997-2008
 Trent Johnson, 2008-12
 Johnny Jones, 2012-

Baseball Coach

Harry Rabenhorst, 1933-42
 A.L. "Red" Swanson, 1943-45
 Harry Rabenhorst, 1946-57
 Raymond Didier, 1958-64
 Jim Waldrop, 1964-66
 Jim Smith, 1966-78
 Jack Lamabe, 1979-83
 Skip Bertman, 1984-2001
 Smoke Laval, 2002-2006
 Paul Mainieri, 2007-

Women's Basketball Coach

Jinks Coleman, 1975-79
 Barbara Swanner, 1979-82
 Sue Gunter, 1982-2004
 Pokey Chatman, 2004-07
 Van Chancellor, 2007-11
 Nikki Caldwell, 2011-

Gymnastics Coach

Jackie Walker, 1974-77
 D-D Breaux, 1977-

Volleyball Coach

Gerry Owens, 1977-80
 Ruth Nelson, 1981-84
 Scott Luster, 1985-1997
 Fran Flory, 1998-

Men's Tennis Coach

Charlie Diel, 1932-46
 W.T. "Dub" Robinson, 1947-74
 Steve Carter, 1975-78
 Steve Strome, 1979-81
 Jerry Simmons, 1982-97
 Jeff Brown, 1998-

Women's Tennis Coach

Pat Newman, 1976-79
 Karen McCarter Elliott, 1980
 Betty Sue Hagerman, 1981-83
 Philip Campbell, 1984-88
 Geoff Macdonald, 1988-91
 Tony Minnis, 1992-2012
 Julia Sell, 2012-

Men's Golf Coach

Major J. Perry Cole, 1933-43
 Mike Donahue, 1944-45
 T.P. "Red" Heard, 1946-47
 Mike Barbatto, 1948-60
 Harry Taylor & Fred Knight, 1961-62
 Harry Taylor, 1963-67
 C.D. Smith, 1968
 Tommy Martty, 1969
 Ben Freeman, 1970-71
 Bill Brogdon, 1972-76
 Dave Sigler, 1977-82
 Buddy Alexander, 1983-87
 Britt Harrison, 1987-99
 Greg Jones, 1999-2005
 Chuck Winstead, 2005-

Women's Golf Coach

Mary Rehling-Holmes, 1979-82
 Buddy Alexander, 1983
 Rickie Stukes, 1983-84
 Karen Bahnsen, 1984-

Soccer Coach

Miriam Hickey, 1995-96
 Greg Boggs, 1997-99
 George Fotopoulos, 2000-04
 Brian Lee, 2005-

Softball Coach

Carol Smith, 1979-82
 Cathy Compton, 1995-1998
 Glenn Moore, 1999-2000
 Yvette Girouard, 2001-11
 Beth Torina, 2012-

Swimming & Diving Coach

Ken Van Voorhis, 1968-69
 Layne Jorgenson, 1969-71
 Ivan Harless, 1971-72
 Ted Stickles, 1972-79
 Ivan Harless, 1979-81
 Scott Woodburn, 1981-85
 Sam Freas, 1985-88
 Rick Meador, 1988-2000
 Jeff Cavana, 2000-04
 Adam Schmitt, 2004-10
 David Geyer (Swimming), 2010-
 Doug Shaffer (Diving), 2010-

Track & Field Coach

Bernie Moore, 1933-47
 Al Moreau, 1948-63
 Joe May, 1964-76
 Bill McClure, 1976-81
 Boots Garland, 1981-83
 Billy Maxwell, 1983-86
 Sam Seemes, 1987
 Pat Henry, 1987-2004
 Dennis Shaver, 2004-



the exclusive marketing and multimedia rights partner of **LSU** Athletics

TEAM LSU CORPORATE PARTNERS



TIGER PARTNERS



FOR MORE INFORMATION REGARDING SPONSORSHIP OPPORTUNITIES WITH LSU ATHLETICS, PLEASE CONTACT:

LSU Sports Properties
LSU Athletic Administration Building • Baton Rouge, LA 70803



225.578.8883



BE A PART OF THE TRADITION

Results of contributions to Tiger Athletic Foundation appear in the form of new and upgraded facilities. In the Southeastern Conference, keeping pace in this area is of paramount importance and TAF will be there to make certain that every LSU team has the resources necessary to succeed.

Tiger Athletic Foundation: helping build the future of LSU Athletics.

Visit www.LSUTAF.org to find out how you can get involved or call **225-578-4823**.



The Preservation of Tiger Stadium



Football Operations Center



University Club Golf Course & Golf Practice Facility



Tiger Park



Alex Box Stadium



Basketball Practice Facility

GEAUX X ZONE HD

WATCH LSU BASEBALL LIVE IN 2013 LSUSPORTS MOBILE FOR IPAD APP


Get official live stats, news, scores and rosters, and watch all non-televised home games live on an iPad*. Visit www.LSUsports.net/apps



THE BEST WAY TO EXPERIENCE LSU BASEBALL

The Official Website of LSU Athletics powers the Geaux Zone on gamedays.

Members have access to live pregame video, live audio, on-demand HD Highlights, condensed games and full-game replays. Join now at www.LSUsports.net/join



*Live streaming video schedule subject to change. Geaux Zone membership required to access live audio and video. Non-members have access to all other app features.

LSUsports.net



LSUsports.net/fancage

Connect like never before to your favorite LSU Athletics teams, coaches and departments online and on your smartphone. LSU Athletics' complete Social Media Directory including Facebook pages, twitter accounts and blogs are online at LSUsports.net/fancage.

Teams

| | |
|------------------------|----------------|
| LSU Baseball | @LSUBaseball |
| LSU Men's Basketball | @LSUBasketball |
| LSU Women's Basketball | @LSUwbkb |
| LSU Football | @LSUfbll |
| LSU Men's Golf | @LSUMensGolf |
| LSU Women's Golf | @LSUWomensGolf |
| LSU Gymnastics | @LSUGym |
| LSU Soccer | @LSUSoccer |
| LSU Softball | @LSU_Softball |
| LSU Swimming & Diving | @LSUSwimDive |
| LSU Men's Tennis | @LSUTennis |
| LSU Women's Tennis | @LSUwten |
| LSU Track & Field | @LSUTrackField |
| LSU Volleyball | @LSUVolleyball |

Coaches

| | |
|-------------------|------------------|
| Karen Bahnsen | @LSUCoachBahnsen |
| Jeff Brown | @LSUCoachJBrown |
| Tasha Butts | @TashaButts |
| Nikki Caldwell | @NikkiCaldwell |
| Will Davis | @willd52 |
| Howard Dobson | @HWDobson |
| Fran Flory | @LSUCoachFran |
| Dave Geyer | @LSUCoachGeyer |
| Lindsay Leftwicht | @LLefty18 |
| Les Miles | @LSUCoachMiles |
| Tony Perotti | @TonyPerotti |
| Alexis Rather | @Alexis_Rather |
| Julia Sell | @LSUJuliaSell |
| Beth Torina | @BethTorina |

Departments

| | |
|---------------------------|------------------|
| LSUsports.net | @LSUsports |
| Academic Center | @LSUAcademicCtr |
| Compliance | @LSUCompliance |
| Equipment Managers | @LSUFBEquipment |
| Event Management | @LSUEM |
| Final Score | @LSUfinalscore |
| Geaux Zone RSS Feed | @LSUGeauxZone |
| Mike The Tiger | @LSUMikeTiger |
| Mike's Kids Club | @LSUMKC |
| LSU Sports Properties | @LSUSP |
| LSUpix.net | @LSUpix |
| LSUshop.net | @LSUshop |
| LSUsports.net RSS Feed | @LSUSportsNews |
| National L Club | @LSUclub |
| Publications | @LSUPublications |
| Roar Corps | @LSURoarCorps |
| Sports Nutrition | @HealthyTigerLSU |
| Ticket Office | @LSUtix |
| Tiger Athletic Foundation | @LSUTAF |
| Tiger Girls | @LSUTigerGirls |
| Tiger Stadium | @LSUTigerStadium |

University

| | |
|---------------------|----------|
| Official University | @LSU |
| University News | @LSUnews |

Administration

| | |
|------------------|------------------|
| Krystal Bennett | @KrystalBennett |
| Michael Bonnette | @LSUBonnette |
| Brian Broussard | @broussardbrian |
| Quinlan Duhon | @LSUQuinlanDuhon |
| Jason Feirman | @jfeirman |
| Tom Kelsey | @coachkelsey |
| Luke Lovell | @Luke_Lovell |
| Kent Lowe | @LSUKent |
| Bill Martin | @LSUBillMartin |
| Jamie Mascari | @JamieMascari |
| Tommy Moffitt | @TommyMoffitt |
| Daniel Nunes | @dnuneslsu |
| Erin St. Ledger | @ErinStLedger |
| Jayson Santos | @M_Compliant_M |
| Will Stafford | @WillStaffordLSU |
| Lauren Taylor | @geauxLT |
| Jake Terry | @LSUJake |
| Emily Villere | @EAVillere |
| Herb Vincent | @LSUHerbVin |

MAJOR LEAGUE **TIGERS**



LSU has produced 48 Major League Baseball players since 1987, including 27 pitchers and 21 position players. LSU has had at least one former player make his MLB debut in 20 of the past 22 seasons.

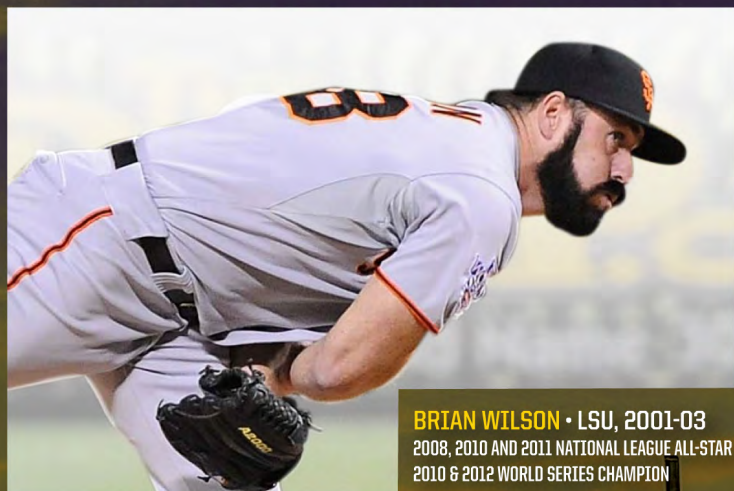
AARON HILL • LSU, 2001-03
2009 AMERICAN LEAGUE ALL-STAR
2009 AMERICAN LEAGUE COMEBACK PLAYER OF THE YEAR



MIKE FONTENOT • LSU, 2000-01
2010 WORLD SERIES CHAMPION



LOUIS COLEMAN • LSU, 2006-09



BRIAN WILSON • LSU, 2001-03
2008, 2010 AND 2011 NATIONAL LEAGUE ALL-STAR
2010 & 2012 WORLD SERIES CHAMPION



DJ LEMAHIEU • LSU, 2008-09



CHARLIE FURBUSH • LSU, 2007



RYAN THERIOT • LSU, 1999-2001
2011 & 2012 WORLD SERIES CHAMPION



WILL HARRIS • LSU, 2003-06



RYAN VERDUGO • LSU, 2008

Nine former LSU players appeared on 2012 Major League Baseball rosters

Louis Coleman • RHP
Kansas City Royals

Mike Fontenot • INF
Philadelphia Phillies

Charlie Furbush • LHP
Seattle Mariners

Will Harris • RHP
Colorado Rockies

Aaron Hill • INF
Arizona Diamondbacks

DJ LeMahieu • INF
Chicago Cubs/Colorado Rockies

Ryan Theriot • INF
San Francisco Giants

Ryan Verdugo • LHP
Kansas City Royals

Brian Wilson • RHP
San Francisco Giants

KURT McCUNE
RHP

CHRIS COTTON
LHP

AARON NOLA
RHP

ALEX EDWARD
OF

2013 SEASON

FEBRUARY

| S | M | T | W | T | F | S |
|---------------|----|------------------|----|---------------------|------------------|------------------|
| | | | | | 1 | 2 |
| 3 | 4 | 5 | 6 | 7 | 8 | 9 |
| 10 | 11 | 12 | 13 | 14 | 15 7 p.m. MD | 16 1 p.m. MD |
| 17 Noon MD | 18 | 19 6 p.m. LAN | 20 | 21 6:30 p.m. BVU | 22 7 p.m. SLU | 23 6 p.m. BVU |
| 24 | 25 | 26 6 p.m. ULL | 27 | 28 | | |

MARCH

| S | M | T | W | T | F | S |
|---------------------|----|---------------------|---------------------|----|---------------------|---------------------|
| | | | | | 1 7 p.m. BU | 2 6:30 p.m. BU |
| 3 3 p.m. NSU | 4 | 5 6:30 p.m. SFA | 6 6:30 p.m. SHU | 7 | 8 7 p.m. WAS | 9 6:30 p.m. WAS |
| 10 1 p.m. WAS | 11 | 12 | 13 6:30 p.m. NSU | 14 | 15 6:30 p.m. MSU | 16 6 p.m. MSU |
| 17 1:30 p.m. MSU | 18 | 19 | 20 6:30 p.m. NWS | 21 | 22 7 p.m. AUB | 23 6:30 p.m. AUB |
| 24 1 p.m. AUB | 25 | 26 6:30 p.m. TUL | 27 | 28 | 29 6 p.m. MIZ | 30 1 p.m. MIZ |

APRIL

| S | M | T | W | T | F | S |
|------------------|--------------------|---------------------|---------------------|-----------------|---------------------|---------------------|
| 1 | 2 6:30 p.m. ASU | 3 7 p.m. USM* | 4 | 5 7 p.m. UKY | 6 6:30 p.m. UKY | |
| 7 Noon UKY | 8 | 9 | 10 6:30 p.m. SU | 11 | 12 6:30 p.m. ARK | 13 6 p.m. ARK |
| 14 1 p.m. ARK | 15 | 16 | 17 6:30 p.m. GSU | 18 | 19 6:30 p.m. ALA | 20 7 p.m. ALA |
| 21 1 p.m. ALA | 22 | 23 | 24 6:30 p.m. TUL | 25 | 26 7 p.m. USC | 27 6:30 p.m. USC |
| 28 2 p.m. USC | 29 | 30 6:30 p.m. McN | | | | |

MAY

| S | M | T | W | T | F | S |
|----|----|--|--------------------|---------------------|---------------------|----------------|
| | | 1 | 2 6:30 p.m. FLA | 3 6:30 p.m. FLA | 4 Noon FLA | |
| 5 | 6 | 7 | 8 | 9 8 p.m. TAM | 10 6:30 p.m. TAM | 11 Noon TAM |
| 12 | 13 | 14 6:30 p.m. UNO | 15 | 16 6:30 p.m. MIS | 17 7 p.m. MIS | 18 Noon MIS |
| 19 | 20 | 21-25 2013 SEC Tournament Hoover, Ala. • Hoover Metropolitan Stadium | | | | 26 |
| 26 | 27 | 28 | 29 | 30 | 31 | |



NCAA Regional
May 31 - June 3, 2013 • TBD



NCAA Super Regional
June 7-10, 2013 • TBD



College World Series
June 15-26, 2013 • Omaha, Neb.

GOLD - Denotes Home Games
Dates and Times are Subject to Change.
* - Wally Pontiff Jr. Foundation Classic (Metairie, La.)

**LOVE PURPLE
LIVE GOLD**
LSU.edu/lovepurple

LSUsports.net
f LSUsports.net/fancage

JOEY BOURGEOIS
RHP

TY ROSS
C

RYAN EADES
RHP

JACOBY JONES
INF

NICK RUMBELOW
RHP