

## 2019 FOOTBALL GAME NOTES



**NATIONAL CHAMPIONS**

1958 • 2003 • 2007

**SEC CHAMPIONS**

1935 • 1936 • 1958 • 1961

1970 • 1986 • 1988 • 2001

• 2003 • 2007 • 2011

GAME  
**5**



**Utah State**  
October 5, 2019

Tiger Stadium  
Baton Rouge, La.  
11 a.m. CT • SECN

### BREAKDOWN

#### LSU

Record 4-0, 1-0 SEC  
Ranking No. 5 AP/6 Coaches  
Last Game Sept. 21 at Vanderbilt  
Won, 66-38  
Head Coach Ed Orgeron (3rd Season)  
Career Record 45-36  
LSU Record 29-9  
vs. Utah State First Meeting  
LSU vs. Utah State 2-0



#### Utah State

Record 3-1, 2-1 Mountain West  
Ranking NR  
Last Game Sept. 28 vs.  
Colorado State  
Won, 34-24  
Head Coach Gary Andersen  
Career Record 55-53 (9th Season)  
Record at USU 29-27 (4th Season)



### 2019 SCHEDULE

DATE	OPPONENT/TV	TIME (CT)	SERIES RECORD
Aug. 31	Georgia Southern [SECN]	Won, 55-3	LSU leads 1-0
Sept. 7	at No. 9 Texas [ABC]	Won, 45-38	Texas leads 9-8-1
Sept. 14	Northwestern State (Purple Game) [SECN]	Won, 65-14	LSU leads 12-0
Sept. 21	at Vanderbilt * [SECN]	Won, 66-38	LSU leads 23-7-1
<b>Oct. 5</b>	<b>Utah State [SECN]</b>	<b>11 a.m.</b>	<b>LSU leads 2-0</b>
Oct. 12	Florida * (Homecoming) [ESPN]	7 p.m.	Florida leads 33-29-3
Oct. 19	at Mississippi State *	TBA	LSU leads 74-35-3
Oct. 26	Auburn * (Gold Game)	TBA	LSU leads 30-22-1
Nov. 9	at Alabama *	TBA	Alabama leads 53-25-5
Nov. 16	at Ole Miss *	TBA	LSU leads 62-41-4
Nov. 23	Arkansas * (LSU Salutes)	TBA	LSU leads 40-22-2
Nov. 30	Texas A&M * (Senior Tribute)	TBA	LSU leads 33-20-3
Dec. 7	SEC Championship [CBS]	2:30 p.m.	LSU 4-1 in Title Game

\* - Denotes SEC Games | All dates & times are Central and Subject to Change

### NEXT UP

► LSU returns home on Saturday for its final non-conference contest of the regular-season when the Tigers host Utah State at 11 a.m. in Tiger Stadium. The game will be televised on SEC Network.

► LSU is ranked No. 5 in both national poll and brings a 4-0 overall mark into the contest. The Tigers beat Vanderbilt, 66-38, in their last outing two weeks ago. LSU had an open date last week.

► LSU is off to a 4-0 start for the second straight year and the 11th time since 2003 (17 years).

► The Tigers also enter the month of October ranked in the Top 5 in the nation for the second consecutive season and the seventh time in 13 seasons going back to 2008.

► Utah State is 3-1 overall and is coming off a 34-24 win over Colorado State on Saturday. LSU is 2-0 all-time against Utah State, winning 38-17 in 1993 and 31-14 in 2001.

► LSU head coach Ed Orgeron brings a 29-9 mark in 38 games as LSU's head coach into the contest. Of his 29 wins with the Tigers, 22 have come by double-figures.

► Five of Orgeron's 29 victories have come against teams ranked in the Top 10 in the nation. The five Top 10 wins rank as the fourth-most in school history, trailing only Les Miles (16 in 12 years), Charles McClendon (10 in 18 years) and Paul Dietzel (6 in 7 years).

► LSU has scored more points (231) through the first four games of the season than any SEC team during the SEC era.

► LSU has scored 45 or more points in the first four games of a season for the first time in school history.

► LSU leads the nation in scoring offense at 57.8 points per game. The Tigers are first in the SEC and No. 2 in the nation in pass offense (431.8) and LSU is first in the league and No. 3 in the nation in total offense (563.5).

► LSU has scored special teams TDs in two straight games (Trey Palmer 54-yard punt return vs. Northwestern State; Micah Baskerville recovered blocked punt in endzone vs. Vanderbilt).

► QB Joe Burrow leads the SEC in total offense (385.0), passing yards per game (380.0) and pass efficiency (225.6 rating). He's completed 100 of 124 passes for 1,520 yards and 17 touchdowns. It's the most completions, passing yards, and TDs through four games than any player in school history.

► WRs Ja'Marr Chase, Justin Jefferson and Terrace Marshall Jr. have combined for 61 receptions, 1,093 yards and 16 TDs.

► CB Derek Stingley leads the SEC and ranks No. 3 nationally in passes defended with 8 (2.0 per game).

► LB Jacob Phillips ranks No. 2 in the SEC in tackles per game (8.8).

► PK Cade York leads the SEC in total points (49) and points per game (12.2), while P Zach Von Rosenberg is fourth in the league with a 45.3 average.

### COACH LOCATIONS

#### On The Field

Ed Orgeron, Head Coach  
Dave Aranda, Defensive Coordinator  
James Cregg, Offensive Line  
Bill Johnson, Defensive Line  
Mickey Joseph, Wide Receivers  
Greg McMahon, Special Teams  
Corey Raymond, Defensive Backs  
Tommie Robinson, Running Backs

#### In The Press Box

Joe Brady, Passing Game Coordinator  
Bill Busch, Safeties  
Steve Ensminger, Offensive Coordinator, QBs

### ON THE AIR



Chris Blair, Play-By-Play  
Doug Moreau, Analyst  
Gordy Rush, Reporter



Dave Neal, Play-by-Play  
DJ Shockley, Analyst  
Dawn Davenport, Reporter

### LSU Media Central

Media can access the current media guide, updated statistics and game notes all in one location at [www.LSUsports.net/media](http://www.LSUsports.net/media).

### BY THE NUMBERS

**11**

Number of players that have scored at least one touchdown for LSU this year.

**24**

Number of touchdown drives this year for LSU that have taken under three minutes. In 13 games last year, LSU had only 23 TD drives of under three minutes for the entire season.

**26**

LSU has scored in 26 consecutive quarters dating back to the Rice game last year.

# EVERYBODY EATS

**231**

LSU has scored 231 points through four games for the most points scored in the first four games of a season in SEC history.

**20**

Burrow has 20 or more completions in seven-straight games for a school record.

**1,520**

Burrow's passing yards this season, which is the most thru four games in school history.

**19**

A total of 19 players have at least one reception in 2019 already, including all five running backs.

**27**

LSU is 27-for-27 in the red zone this season, the most red zone scores in the country.

**5**

Only 23 players in the country have five or more touchdowns in a game with three coming from LSU - Jefferson, Chase and Marshall Jr.

**80.6**

Burrow's completion percentage, which is first in the country.

**471**

Quarterback Joe Burrow threw for 471 yards at Texas for the second most in a game in school history. Burrow's total yardage in the air was the most ever against a Texas team.

**3**

Wide receivers Justin Jefferson, Ja'Marr Chase and Terrace Marshall Jr. became the first trio in school history with 100 or more receiving yards in a game at Texas.

**31**

Burrow's 31 completions at Texas were the third most in a game in school history.

**6**

Burrow set the school record for touchdown passes in a game with six at Vanderbilt.

**14**

Number of Tigers that caught at least one pass against Georgia Southern to top the previous high of 12 against North Texas in 2005.

**66**

The most points in regulation of an SEC game in school history.

**28**

Tied for the most points in a first quarter in school history (2003 vs. Louisiana Tech and 1965 vs. Tulane).



**JOE BURROW**

100-of-124, 1,520 Yards, 17 Touchdowns

## TALKING TIGERS

### CLYDE EDWARDS- HELAIRE

51 Attempts, 288 Yards, 5 Touchdowns

### JUSTIN JEFFERSON

21 Receptions, 392 Yards, 5 Touchdowns

### JA'MARR CHASE

20 Receptions, 397 Yards, 5 Touchdown

### TERRACE MARSHALL JR.

20 Receptions, 304 Yards, 6 Touchdowns

"Not only is LSU football a contender for the College Football Playoff, but it's time to start including Joe Burrow in the Heisman discussion. He's comfortable in an explosive offense with tons of weapons and his team will be in the hunt late into the season."  
- Chris Doering  
SEC Network

"If you didn't watch it (LSU vs. Texas), then you better be ready for old LSU. Joey Burrow has a new offense. He's got great receivers. I walk out of here tonight with this different approach from LSU. They are attacking. This quarterback is for real. In the year of quarterbacks all around the country, you better add Joe Burrow. This kid is a fighter. It's going to be a lot of fun to watch LSU as they get ready for the SEC West."  
- Kirk Herbstreit  
ESPN

"This was his coronation, his breakout, his proof on the national stage he belonged."  
- Brody Miller  
The Athletic

"LSU has never had a quarterback like this. Burrow, with the help of (Joe) Brady and his modern passing attack, has become as much of a threat as any quarterback in the country."  
- Barrette Sallee  
CBS Sports

"To outsiders, Burrow might sound cocky, brash or even arrogant. For the people who know him best, his self-confidence is simply a product of his preparation and determination to outwork everyone else."  
- Mark Schlabach  
ESPN Senior Writer





# Florida Week

7

## MONDAY

**Orgeron Press Conference**  
12:30 p.m. - Tiger Stadium Lawton Room

### Practice

3:30 p.m. - McClendon Practice Facility (Open to Media)

### Player Interviews

5:30 p.m. - Indoor Field at the McClendon Practice Facility

8

## TUESDAY

**Practice**  
3:30 p.m. - McClendon Practice Facility (Open to Media)

9

## WEDNESDAY

**SEC Teleconference**  
10 a.m. Orgeron on call

### Practice

3:30 p.m. - McClendon Practice Facility (Open to Media)

### Coach O Radio Show

7 p.m. - TJ Ribs at Acadian

10

## THURSDAY

**Practice**  
No Media Availability

5:30 p.m. - Coach Orgeron Post-Practice Interview (Indoor Facility)

11

## FRIDAY

**Focus Friday**  
No Media Availability

12

## SATURDAY

**Gameday**  
Florida at LSU  
7 p.m. CT | ESPN

13

## SUNDAY

**Off Day**  
No Media Availability

# LSU Media Services

## Ed Orgeron Interviews

### Monday Press Luncheon:

LSU head coach Ed Orgeron meets with the media each Monday of game week in the Lawton Room at Tiger Stadium. Lunch is served at 11:30 a.m. followed by comments from the Coach Orgeron at 12:30 p.m. CT. Media members can park in Lot 104 (formerly Lot F) on campus, which is located off Nicholson Drive in front of the track stadium. A transcript of Coach Orgeron's opening statement as well as the question and answer session can be found on [www.LSUsports.net](http://www.LSUsports.net).

### Listen To Ed Orgeron's Weekly Press Conference

Members of the media can access the audio portion of Coach Orgeron's Weekly Press Luncheon each Monday starting at 12:30 p.m. CT at [www.LSUsports.net/live](http://www.LSUsports.net/live) or over the radio in the Baton Rouge area on 104.5 FM.

### SEC Teleconference

The 14 SEC coaches are featured on a weekly teleconference each Wednesday at 10 a.m. CT during the regular season. Coach Orgeron speaks for 10 minutes starting at 10 a.m. Contact the LSU Sports Information Department to obtain the phone number to access the call.

### Thursday Post-Practice

Coach Orgeron meets with the media at approx. 5:30 p.m. each Thursday during the regular season in the indoor facility at the LSU Operations Center.

## LSU Player Interviews

LSU players are available to the media during a typical game week on Monday at 5:30 p.m. on the indoor field at the Football Operations Building. Interview requests for the Monday media opportunity should be made at least 24 hours in advance and emailed to Michael Bonnette ([mbonnet@lsu.edu](mailto:mbonnet@lsu.edu)) and Brandon Berrio ([bberri1@lsu.edu](mailto:bberri1@lsu.edu)). Members of the media are not permitted to contact players on their cell phones under any circumstance.

### LSU Video Newsfeed

LSU will be distributing video interviews and other highlights via FTP during the 2018 season. A link to download -the newsfeed will be emailed to members of the media each Monday afternoon during the season. Email Michael Bonnette at [mbonnet@lsu.edu](mailto:mbonnet@lsu.edu) to be placed on the distribution list.

## WHO TO CONTACT

**Communications Office • (225) 578-8226**

**Michael Bonnette • Assoc. AD/Communications**

Coach Orgeron and Player Interview Requests |

E-mail: [mbonnet@lsu.edu](mailto:mbonnet@lsu.edu)

**Brandon Berrio • Asst. Communications Director**

Player Interview Requests | E-mail: [bberri1@lsu.edu](mailto:bberri1@lsu.edu)

### LSU Director of Digital Media

Todd Politz - [todd@lsusp.com](mailto:todd@lsusp.com)

### LSU Creative Services

Jason Feirman - [jfeirman@lsu.edu](mailto:jfeirman@lsu.edu) (Logos)

Chris Parent - [cparen3@lsu.edu](mailto:cparen3@lsu.edu) (Photos)

### Network Operations/SEC Network

Kevin Wagner - [jwagne2@lsu.edu](mailto:jwagne2@lsu.edu)

### LSU Sports Productions

David Landry - [david@lsusp.com](mailto:david@lsusp.com)

### LSU Radio

Chris Blair - [chris@lsusp.com](mailto:chris@lsusp.com)

### LSU Sports Information Mailing Address

LSU Athletic Administration Building  
Baton Rouge, LA 70803

## ON THE INTERNET

### [www.LSUsports.net/media](http://www.LSUsports.net/media)

The Official Website of LSU Athletics is home to all the football information you need. Schedules, results, rosters, bios, statistics and game notes can be found and are always up to date. The GAMEDAY section, updated daily, has all relevant info for the upcoming game.

### CollegePressBox.com

Collegepressbox.com is the official media website for SEC Football. Access and download weekly game notes, quotes, statistics, media guides, headshots, logos, flip cards and more for the conference and each of its member schools. Login information will be distributed to accredited media or you can apply for a password by sending an e-mail to [password@collegepressbox.com](mailto:password@collegepressbox.com).



## LSU Football on Twitter & Facebook

[facebook.com/LSUfootball](https://facebook.com/LSUfootball)

[twitter.com/LSUfootball](https://twitter.com/LSUfootball)

[instagram.com/LSUfootball](https://instagram.com/LSUfootball)

[twitter.com/Coach\\_EdOrgeron](https://twitter.com/Coach_EdOrgeron)

[twitter.com/LSUMediaAlerts](https://twitter.com/LSUMediaAlerts)

[LSUsports.net/connect](http://LSUsports.net/connect)



# Ed Orgeron

## Head Coach

@Coach\_EdOrgeron

Overall Record: 45-36

LSU Record: 29-9

(Fourth year)

### THE ORGERON FILE

Year at LSU: Fifth (Third as head coach)

Birthdate: July 27, 1961, in Larose, La.

Wife: Kelly

Children: Tyler, Parker, Cody

High School: South Lafourche High School (Galliano, La.)

College: Northwestern State (La.), 1984

### YEAR-BY-YEAR HEAD COACHING RECORD

YEAR	SCHOOL	OVERALL RECORD
2005	Ole Miss	3-8
2006	Ole Miss	4-8
2007	Ole Miss	3-9
2013	Southern Cal	6-2
2016	LSU	6-2
2017	LSU	9-4
2018	LSU	10-3
2019	LSU	4-0
<b>Overall</b>		<b>45-36</b>

### PLAYING EXPERIENCE

1981-84 Northwestern (La.) State (defensive line)

### COACHING EXPERIENCE

1984	Northwestern (La.) State (graduate assistant)
1985	McNeese State (graduate assistant)
1986-87	Arkansas (assistant strength coach)
1988-92	Miami (Fla.) (graduate assistant, 1988; defensive line 1989-92)
1994	Nicholls State (linebackers)
1995-97	Syracuse (defensive line)
1998-2004	Southern Cal (defensive line, 1998-2002; recruiting coordinator, 2001-04)
2005-07	Ole Miss (head coach)
2008	New Orleans Saints (defensive line)
2009	Tennessee (defensive line/recruiting coordinator)
2010-12	Southern Cal (defensive coordinator/defensive line/recruiting coordinator, 2010-13; interim head coach, 2013)
2015-pres.	LSU (defensive line; recruiting coordinator, 2016; interim head coach, Sept. 25, 2016, head coach, Nov. 26, 2016)

### BOWL EXPERIENCE

SEASON	BOWL	TEAM	OPPONENT	RESULTS
<b>AS ASSISTANT COACH</b>				
1986	Orange	Arkansas	Oklahoma	L, 42-8
1987	Liberty	Arkansas	Georgia	L, 20-17
1988	Orange	Miami	Nebraska	W, 23-3
1989	Sugar	Miami	Alabama	W, 33-25
1990	Cotton	Miami	Texas	W, 46-3
1991	Orange	Miami	Nebraska	W, 22-0
1992	Sugar	Miami	Alabama	L, 34-13
1995	Gator	Syracuse	Clemson	W, 41-0
1996	Liberty	Syracuse	Houston	W, 30-17
1997	Fiesta	Syracuse	Kansas State	L, 35-18
1998	Sun	Southern Cal	TCU	L, 28-19
2001	Las Vegas	Southern Cal	Utah	L, 10-6
2002	Orange	Southern Cal	Iowa	W, 38-17
2003	Rose	Southern Cal	Michigan	W, 28-14
2004	Orange	Southern Cal	Oklahoma	W, 55-19
2009	Chick-fil-A	Tennessee	Virginia Tech	L, 37-14
2012	Sun	Southern Cal	Georgia Tech	L, 21-7
2015	Texas	LSU	Texas Tech	W, 56-27
<b>AS HEAD COACH</b>				
2016	Citrus	LSU	Louisville	W, 29-9
2017	Citrus	LSU	Notre Dame	L, 21-17
2018	Fiesta	LSU	UCF	W, 40-32

Ed Orgeron grew up a Tiger fan. He developed a passion for the Tigers at an early age, becoming a fan of some of the all-time LSU greats in the 1970s. Players like Bert Jones, Ronnie Estay, Tommy Casanova and Charles Alexander ignited a purple and gold fire under Orgeron that still burns today.

Now as he enters his third full season as head coach of the Tigers, Orgeron has leveraged his passion and love for LSU into a determination and drive that sees him spend nearly every waking moment focused on LSU football and his vision for the program.

With a "One Team, One Heartbeat" motto and high-energy practices that focus on being crisp and efficient, the players have bought into the Orgeron system, both on and off the field and the results are hard to ignore.

Orgeron has guided the Tigers to a 29-9 overall mark in his 38 games as the LSU head coach. Of his 29 victories, 12 have come against teams ranked in the Top 25, including six over Top-10 opponents. Furthermore, of Coach O's 29 wins, 16 have come against SEC foes and 22 have come by double-digits.

Under Orgeron, the Tigers have played 33-of-38 games ranked in the Top 25, including all 13 games in 2018.

In 2018, Orgeron guided a young and inexperienced LSU team to a 10-3 overall mark and a final ranking of No. 6 nationally. It marked LSU's first 10-win season since 2013 and the highest final ranking for the Tigers since 2011. The Tigers capped the year with a 40-32 victory over No. 7 ranked Central Florida in the Fiesta Bowl, LSU's first New Year's Six Bowl victory since the new format was put in place in 2014.

For the first time in school history, Orgeron directed the Tigers to four wins over Top-10 teams beginning with a season-opening victory over No. 8 Miami. LSU followed that with a road victory over No. 7 Auburn, a home win over No. 3 Georgia and the bowl win over No. 7 UCF. Overall, LSU had five wins over Top 25 teams, which also included a victory over No. 22 Mississippi State.

With a 10-3 mark, Orgeron extended LSU's streak of consecutive years with at least eight victories to 19, the longest current streak among Power 5 schools. The Tigers have also appeared in a bowl game for 19-straight seasons.

Individually, Orgeron's 2018 team produced the school's first Butkus Award winner in Devin White along with three first-team all-Americans in White, cornerback Greedy Williams, and safety Grant Delpit. Delpit became only the ninth unanimous All-America in school history in 2018.

### THE COACH O WAY

With the "One Team, One Heartbeat" motto, the Tigers seemingly became a different team overnight under Orgeron and the results that LSU sought soon followed.

As the head coach of the Tigers, Orgeron said he was going to "flip the script" and he assigned a theme for the daily practices. The purpose of the descriptive practice themes for each day during the week is one of the ways that Orgeron and his staff hold the players accountable and focused both prior to and during the workout. The daily practice nicknames are as follows: Tell the Truth Monday, Competition Tuesday, Turnover/No Turnover Wednesday, No Repeat Thursday, and Focus Friday.

Orgeron has also opened the doors for former LSU players to come back and be active in the program. Having former players actively involved is a way for the current Tigers to get a better understanding of who helped build the foundation for the program, while also letting them see first-hand what it means to be a LSU Tiger and the responsibility that goes along with it.

### ORGERON COACHING HISTORY

Orgeron, a native of Larose, Louisiana, is LSU's 33rd head football coach, and the first Louisiana native to serve as head coach of the Tigers since West Monroe native Jerry Stovall held the position for four seasons in the early 1980s.

Orgeron, who has also served as head coach at Ole Miss and Southern Cal, is 25-9 at LSU. His career mark as a collegiate head coach is 41-36, however he's 31-11 over his last 42 games. Orgeron went 6-2 as Southern Cal's interim head coach in 2013, taking over a USC team that stumbled to a 3-2 mark over the first five games of the year. Orgeron rallied the Trojans as USC closed out the regular season with wins in six of its final eight games.

Orgeron originally joined the Tiger staff in 2015 as defensive line coach, before adding the title of recruiting coordinator in the spring of 2016.

Prior to joining the LSU staff, Orgeron's last coaching stop came at Southern Cal where he served as recruiting coordinator and defensive line coach for the Trojans for four years (2010-13). Orgeron was elevated to interim head coach at USC for the final eight games of the 2013 season.

Orgeron served two stints at Southern Cal, the first as the Trojans' defensive line coach from 1998 to 2004. Orgeron coached under Paul Hackett at USC for three years from 1998 to 2000 and was one of just a handful of coaches retained by Pete Carroll when he took over as the Trojans' head coach in 2001.

Orgeron left USC in 2005 to become the head coach at Ole Miss, where he went 10-25 in three years with Rebels from 2005-07.

Orgeron spent the 2008 season coaching the defensive line for the New Orleans Saints and then joined Tennessee as defensive line coach and recruiting coordinator in 2009. He returned to Southern Cal following the 2009 season.

Orgeron made a name for himself as a top defensive line coach at the University of Miami from 1988-92, where he coached eight All-Americans, including NFL first-rounders Cortez Kennedy, Russell Maryland and Warren Sapp. In 1988, he was a graduate assistant at Miami, working with the defensive line.

Orgeron also was a graduate assistant at Northwestern (La.) State, his alma mater, in 1984 and McNeese State in 1985, working with the defensive line at both schools, then was an assistant strength coach at Arkansas for two years (1986-87).

Born July 27, 1961, he and his wife, Kelly, have three sons, Tyler, and twins Parker and Cody. Tyler is a member of the LSU football coaching staff, while twins Parker and Cody just completed their second season as part of the McNeese State football team. Parker is a two-year starter at wide receiver for the Cowboys, while Cody enters his first season as the starting quarterback for the Cowboys in 2019.

Away from the field, Coach O and his wife Kelly are active in many community endeavors with most of their time being spent supporting "Basket of Hope," which has the mission of giving hope to children diagnosed with cancer or other serious illness through the delivery of a Basket of Hope filled with toys, games, craft items, stuffed animals, gift cards, and other items. Coach O and Kelly make several trips to local hospitals each year to hand deliver these baskets and to spend time with the children and their families.

## ORGERON'S SUPERLATIVES AT LSU

### Most Points Scored

1.	72	at Texas A&M	11/24/18
2.	66	at Vanderbilt	9/21/19
3.	65	vs. Northwestern St.	9/14/19
4.	55	vs. Georgia Southern	8/31/19
5.	54	at Texas A&M	11/24/16

### Fewest Points Allowed

1.	0	vs. Southeastern La.	9/8/18
	0	vs. BYU (in New Orleans)	9/2/17
3.	3	vs. Mississippi St.	10/20/18
	3	vs. Georgia Southern	8/31/19
5.	7	vs. Missouri	10/1/16

### Most First Downs

1.	33	vs. Ole Miss	9/29/18
2.	32	vs. UCF (in Glendale, Ariz.)	1/1/19
3.	31	vs. Northwestern St.	9/14/19
	31	at Texas A&M	11/24/18
	31	vs. Rice	11/17/18

### Fewest First Downs Allowed

1.	6	vs. BYU (in New Orleans)	9/2/17
2.	8	vs. Georgia Southern	8/31/19
3.	11	vs. Louisville (in Orlando)	12/31/16
4.	12	at Tennessee	11/18/17
	12	vs. Chattanooga	9/9/17

### Most Rushing Attempts

1.	57	vs. BYU (in New Orleans)	9/2/17
2.	56	vs. Texas A&M	10/25/17
3.	55	at Ole Miss	10/21/17
4.	52	vs. UCF (in Glendale, Ariz.)	1/1/19
	52	vs. Missouri	10/1/16

### Opponent's Fewest Rushing Attempts

1.	14	vs. BYU (in New Orleans)	9/2/17
2.	19	at Arkansas	11/10/18
3.	22	vs. Missouri	10/1/16
4.	23	vs. Northwestern St.	9/14/19
5.	24	at Arkansas	11/12/16

### Most Rushing Yards

1.	418	vs. Missouri	10/1/16
2.	393	at Ole Miss	10/21/17
3.	390	at Arkansas	11/12/16
4.	311	vs. Ole Miss	10/22/16
5.	298	at Texas A&M	11/24/16

### Fewest Rushing Yards Allowed

1.	-5	vs. BYU (in New Orleans)	9/2/17
2.	16	at Arkansas	11/10/18
3.	38	at Tennessee	11/18/17
4.	46	vs. Northwestern St.	9/14/19
5.	55	vs. Texas A&M	11/25/17

### Most Passes Attempted

1.	39	at Texas	9/07/19
	39	at Texas A&M	11/24/18
	39	vs. Georgia Southern	8/31/19
4.	35	vs. Alabama	11/3/18
	35	at Auburn	9/15/18

### Most Passes Completed

1.	31	at Texas	9/07/19
2.	30	vs. Georgia Southern	8/31/19
3.	29	vs. Northwestern St.	9/14/19
4.	26	at Vanderbilt	9/21/19
	26	at Texas A&M	11/24/18

### Opponent's Fewest Pass Attempts

1.	11	vs. Georgia Southern	8/31/19
	15	vs. Rice	11/17/18
3.	16	at Florida	10/7/17
4.	17	vs. Florida	11/19/16
5.	19	vs. Alabama	11/5/16

### Opponent's Fewest Passes Completed

1.	4	vs. Georgia Southern	8/31/19
2	7	vs. Rice	11/17/18
	7	vs. Florida	11/19/16
4.	8	vs. Mississippi St.	10/20/18
5.	9	vs. Auburn	10/14/17

### Most Passing Yards

1.	488	vs. Northwestern St.	9/14/19
2.	471	at Texas	9/07/19
3.	418	at Vanderbilt	9/21/19
4.	394	vs. UCF (in Glendale, Ariz.)	1/1/19
5.	372	vs. Rice	11/17/18

### Opponent's Fewest Passing Yards

1.	24	vs. Georgia Southern	8/31/19
2.	59	vs. Mississippi St.	10/20/18
3.	101	vs. Rice	11/17/18
4.	102	vs. BYU (in New Orleans)	9/2/17
5.	107	vs. Alabama	11/5/16

### Most Yards of Total Offense

1.	634	vs. Missouri	10/1/16
2.	622	at Texas A&M	11/24/16
3.	610	vs. Northwestern St.	9/14/19
4.	601	vs. Texas A&M	11/25/17
5.	599	at Vanderbilt	9/21/19

### Opponent's Fewest Yards of Total Offense

1.	97	vs. BYU (in New Orleans)	9/2/17
2.	98	vs. Georgia Southern	8/31/19
3.	198	vs. Rice	11/17/18
4.	216	at Arkansas	11/10/18
5.	220	vs. Louisville (in Orlando)	12/31/16

### Highest Punting Average (min. 3)

1.	58.0	vs. Southern Miss	10/15/16
2	51.7	vs. Georgia Southern	8/31/19
3.	49.2	at Tennessee	11/18/17
4.	49.16	at Auburn	9/15/18
5.	47.7	vs. Missouri	10/1/16

### Highest Time of Possession

1.	44:31	vs. UCF (in Glendale, Ariz.)	1/1/19
2.	42:33	vs. Missouri	10/1/16
3.	37:40	at Ole Miss	10/21/17
4.	37:36	vs. Notre Dame (in Orlando)	1/1/18
5.	35:47	at Arkansas	11/10/18

### Longest Scoring Drive (By Yards)

1.	97	vs. Ole Miss (7 plays)	10/22/16
2.	96	vs. Southeastern La. (7 plays)	9/8/18
3.	95	at Arkansas (2 plays)	11/12/16
4.	93	vs. Missouri (5 plays)	10/1/16
5.	92	vs. Troy (13 plays)	9/30/17

### Longest Scoring Drive (By Time)

1.	7:24	at Arkansas (14-77)	11/10/18
2.	7:13	vs. BYU (in New Orleans) (13-66)	9/2/17
3.	7:12	vs. UCF (in Glendale, Ariz.) (12-78)	1/1/19
4.	6:55	at Arkansas (13-84)	11/12/16
5.	6:35	vs. UCF (in Glendale, Ariz.) (11-69)	1/1/19
	6:35	vs. Chattanooga	9/9/17

### Longest Scoring Drive (By Plays)

1.	15	at Texas A&M (90 yds.)	11/24/18
	15	vs. Mississippi St. (64 yds.)	10/20/18
	15	vs. Georgia (50 yds.)	10/13/18
4.	14	at Arkansas (77 yds.)	11/10/18
	14	at Auburn (52 yds.)	9/15/18

## ORGERON'S RECORD VS. OPPONENTS

Alabama	0-6	Arizona	1-0	Louisville	1-0	Chattanooga	1-0
Arkansas	3-3	California	1-0	Miami	1-0	The Citadel	1-0
Auburn	2-3	Colorado	1-0	Syracuse	1-0	<b>VS. Southern Conference 2-0</b>	
Florida	1-3	Oregon St.	1-0	Wake Forest	0-1		
Georgia	1-2	Stanford	1-0	<b>VS. ACC 3-1</b>		Northwestern LA	3-0
Kentucky	1-1	UCLA	0-1	LA Tech	2-0	Southeastern LA	1-0
LSU	0-3	Utah	1-0	Rice	1-0	<b>VS. Southland 4-0</b>	
Mississippi State	2-3	<b>VS. Pac-12 6-1</b>		Southern Miss	1-0		
Missouri	1-2	Texas	1-0	<b>VS. C-USA 4-0</b>		Georgia Southern	1-0
Ole Miss	3-0	<b>VS. Big-12 1-0</b>		BYU	1-0	Troy	0-1
South Carolina	0-0	Memphis	3-0	Notre Dame	0-2	<b>VS. Sun Belt 1-1</b>	
Tennessee	1-1	UCF	1-0	<b>VS. Independent 1-2</b>			
Texas A&M	2-1	<b>VS. AAC 4-0</b>		Wyoming	0-1		
Vanderbilt	2-2			<b>Record v. MWC 0-1</b>			
<b>VS. SEC 19-30</b>							

## TRACKING THE TIGERS

WEEK	AP	COACHES	CFP
Preseason	6	6	--
Week 2	6	6	--
Week 3	4	5	--
Week 4	4	5	--
Week 5	5	6	--
Week 6	-	-	--
Week 7	-	-	--
Week 8	-	-	--
Week 9	-	-	--
Week 10	-	-	--
Week 11	-	-	--
Week 12	-	-	--
Week 13	-	-	--
Week 14	-	-	--
Week 15	-	-	--

## AMWAY COACHES POLL

RK.	TEAM	REC.	POINTS	PREV
1	Alabama (29)	5-0	1562	2
2	Clemson (30)	5-0	1526	1
3	Georgia (1)	4-0	1446	3
4	Oklahoma	4-0	1373	4
5	Ohio State (4)	5-0	1362	6
6	LSU	4-0	1349	5
7	Auburn	5-0	1198	7
8	Florida	5-0	1100	8
9	Wisconsin	4-0	1097	9
10	Notre Dame	3-1	987	10
11	Penn State	4-0	978	11
12	Texas	3-1	912	12
13	Oregon	3-1	813	13
14	Iowa	4-0	790	14
15	Boise State	4-0	621	15
16	Washington	4-1	608	17
17	Utah	4-1	532	19
18	Michigan	3-1	417	20
19	UCF	4-1	308	23
20	Wake Forest	5-0	279	24
21	Texas A&M	3-2	251	21
22	Virginia	4-1	202	18
T-23	Michigan State	4-1	167	NR
T-23	Memphis	4-0	167	NR
25	Oklahoma State	4-1	158	NR

## AP POLL

RK.	TEAM	REC.	POINTS	PREV
1	Alabama (29)	5-0	1,478	2
2	Clemson (18)	5-0	1,426	1
3	Georgia (4)	4-0	1,375	3
4	Ohio State (7)	5-0	1,324	5
5	LSU	4-0	1,322	4
6	Oklahoma	4-0	1,264	6
7	Auburn	5-0	1,186	7
8	Wisconsin	4-0	1,046	8
9	Notre Dame	3-1	996	10
10	Florida	5-0	986	9
11	Texas	3-1	919	11
12	Penn State	4-0	878	12
13	Oregon	3-1	817	13
14	Iowa	4-0	731	14
15	Washington	4-1	603	17
16	Boise State	4-0	559	16
17	Utah	4-1	534	19
18	UCF	4-1	352	22
19	Michigan	3-1	350	20
20	Arizona State	4-1	249	NR
21	Oklahoma State	4-1	215	NR
22	Wake Forest	5-0	190	NR
23	Virginia	4-1	186	18
24	SMU	5-0	151	NR
T-25	Texas A&M	3-2	147	23
T-25	Michigan State	4-1	147	25

## NOTEBOOK

### Saturday Marks First Scheduled Non-Conference Morning Kickoff

- ▶ The 11 a.m. kickoff time between LSU and Utah State will mark the program's 31st morning start since 1977.
- ▶ LSU is 19-11 in those games, which includes four bowl games.
- ▶ The Tigers have won the past 11 morning kickoffs since 2004, including the past five at home.
- ▶ This is the first morning game inside Tiger Stadium since a 33-10 win in 2017 against Arkansas.
- ▶ Dating back to 1960, it will be the first time LSU has played consecutive morning kickoffs.
- ▶ It will also mark the first time LSU has had a non-conference game scheduled for a morning kickoff in Tiger Stadium. LSU's game against Appalachian State in 2008 was moved from 4 p.m. to 10 a.m. due to Hurricane Gustav.

### Tigers Wear Purple in Three Straight Games

- ▶ LSU will wear purple jerseys for the third straight game.
- ▶ The Tigers traditionally wear purple jerseys in home non-conference games other than the home opener.
- ▶ This will mark the first time since 1991 that LSU has won purple in three straight games.
- ▶ LSU owns a record of 87-38-3 when wearing purple jerseys all time.

### Day Game or Night Game Makes No Difference for LSU

- ▶ LSU's tradition of night games in Tiger Stadium is like none other in college football.
- ▶ But, LSU's recent success in day games in Tiger Stadium has made playing afternoon games in Death Valley more appealing.
- ▶ LSU has won 16 of its last 17 day games in Tiger Stadium, a stretch that goes back to a 16-14 victory over Tennessee on Oct. 2, 2010.
- ▶ Since 2010, LSU's only daytime loss in Tiger Stadium came against Florida by a 16-10 count in 2016.
- ▶ Of LSU's 16 wins during this current stretch, nine have come against Top 25 teams and all 16 were over SEC opponents.
- ▶ Since 2000, LSU is 116-19 overall at home, which includes an 89-12 mark at night in Tiger Stadium and a 27-7 record during the day. From 1960-99, LSU posted a 12-19-3 mark in day games in Tiger Stadium.
- ▶ The following is a breakdown of LSU's night record, day record and overall record in Tiger Stadium since 1960:

Decade	Record at Night	Record during the day	Overall Tiger Stadium Record
1960-69	49-5	4-2-1	53-7-1
1970-79	51-12-1	1-2	52-14-1
1980-89	38-16-1	3-5-2	41-21-3
1990-99	31-19	4-10	35-29
2000-09	49-5	11-6	60-11
2010-19	40-7	16-1	53-8
<b>Totals</b>	<b>258-64-2</b>	<b>39-26-3</b>	<b>297-90-5</b>

### LSU Is 78-9 vs. Non-Conference Teams Dating Back to 2001

- ▶ Dating back to the 2001 season when LSU captured its first outright SEC title since 1986, the Tigers have done quite well against non-conference opponents, going 78-9 against non-SEC foes during that span.
- ▶ Of the 78 wins, 19 have come against top-25 teams.
- ▶ Of the nine losses, only three have come during the regular season (2002 at Virginia Tech, 2016 vs. Wisconsin at Lambeau Field and 2017 vs. Troy).
- ▶ The other six losses came in bowl games (2003 Cotton Bowl vs. Texas; 2005 Capital One Bowl vs. Iowa; 2009 Capital One Bowl vs. Penn State; 2012 Chick-Fil-A Bowl vs. Clemson; 2014 Music City Bowl vs. Notre Dame, 2018 Citrus Bowl vs. Notre Dame).

### Double-Digit Wins Under Coach O

- ▶ Ed Orgeron has won 29 games as head coach of the Tigers with 22 of those coming by double-digits.
- ▶ All six of LSU's wins under Orgeron in 2016 came by double-figures and in 2017 the Tigers won six of their nine games by at least 10 points.
- ▶ A year ago, eight of LSU's 10 wins came by double-figures, including a 20-point win over No. 2 Georgia.
- ▶ LSU won the 2019 season opener against Georgia Southern by 52 points, defeated Northwestern State by 51 points in week three and beat Vanderbilt by 28.

### Burrow's Streak of 20+ Completions Up to School Record Six Games

- ▶ LSU quarterback Joe Burrow has completed 20 or more passes in his last seven games dating back to the 2018 season.
- ▶ Burrow became the first quarterback in school history to complete 20 or more passes in four-straight games in the season opener against Georgia Southern.
- ▶ Tommy Hodson finished with 20 or more completions in three straight-games during the 1987 season.
- ▶ LSU as a team has only totaled 20 or more completions in three-straight games four times including Burrow's current streak (1985, 1986, 1987, 2019).
- ▶ Burrow's current streak is 20 vs. Rice, 25 vs. Texas A&M, 21 vs. UCF, 23 vs. Georgia Southern, 31 vs. Texas, 21 vs. Northwestern State and 25 at Vanderbilt.

### LSU Is 9-1 In October Under Orgeron

- ▶ LSU goes into the Utah State game with a 9-1 overall mark during the month of October under Ed Orgeron.
- ▶ Five of LSU's nine October wins under Orgeron have come against Top 25 teams, which includes a 36-16 win over No. 2 Georgia and No. 22 Mississippi State last year.
- ▶ LSU's only October loss under Orgeron came at Florida last year by a 27-19 count.

### LSU's Scored 30 Or More Points in Record Seven Straight Games

- ▶ For the first time in school history, LSU has scored 30 or more points in seven straight games.
- ▶ LSU's 30-point streak started last year when the Tigers scored 42 points against Rice, followed by 72 against Texas A&M and 40 vs. Central Florida.
- ▶ The Tigers followed that by scoring at least 45 points in their first four games in 2019. The seven straight games bettered the previous mark of six, which was set on three other occasions – 2002, 2013, and 2015.



### LSU's 17-1 Under Orgeron When Having A 100-Yard Rusher

- ▶ In 38 games under Ed Orgeron, LSU has posted a 17-1 mark when having a 100-yard rusher.
- ▶ The Tigers are 1-0 in 2019 when a player reaches the 100-yard mark. Clyde Edwards-Helaire rushed for 106 yards in LSU's win over Vanderbilt on Sept. 21.
- ▶ The only game that LSU lost when having a 100-yard rusher came in the 70T loss to Texas A&M last year when QB Joe Burrow accounted for 100 rushing yards.
- ▶ LSU was 5-1 in 2018 when having a 100-yard rusher, 5-0 in 2017 and 6-0 under Orgeron in 2016 when a player reaches the milestone.

### LSU Is 27-2 Under Orgeron When Reaching the 20-Point Mark

- ▶ LSU has a 27-2 mark in 38 games under Ed Orgeron when scoring at least 20 points in a game.
- ▶ The Tigers are 4-0 in 2019 when scoring at least 20 points. In games decided in regulation, LSU has 27-1 when scoring at least 20 points.
- ▶ LSU's only two losses during the Orgeron era when scoring 20 points came in 2017 against Troy (lost, 24-21) and in 2018 in a 70T loss to Texas A&M by a 74-72 count.
- ▶ LSU was 6-0 in 2016 under Orgeron when scoring at least 20 points, followed by an 8-1 mark in 2017 and a 9-1 record in 2018.

### LSU Scores On Special Teams In Back-to-Back Games

- ▶ LSU goes into the Utah State game having scored touchdowns on special teams in back-to-back games.
- ▶ Freshman WR Trey Palmer returned a punt 54 yards for a touchdown against Northwestern State in Week 3 and sophomore LB Micah Baskerville recovered a punt he blocked in the endzone for a TD in the win over Vanderbilt in Week 4.
- ▶ Under Orgeron, the Tigers have scored four special teams touchdowns with DJ Chark being responsible for the other two: 65-yard punt return vs. Chattanooga in 2017 and a 70-yard punt return vs. Auburn in 2017.

### Burrow-to-Jefferson TD Tandem Ranks No. 9 in LSU History

- ▶ LSU QB Joe Burrow has connected with WR Justin Jefferson for 11 touchdowns during their career, which ties the duo for the ninth-best QB-to-WR touchdown combinations in school history.
- ▶ Burrow and Jefferson connected for six touchdowns in 2018 and have followed that up with five scores in 2019.
- ▶ The 11 TD passes between Burrow and Jefferson tie them with Jordan Jefferson (Justin's older brother) and Brandon LaFell.
- ▶ The school record for QB-to-WR TD combinations is held by JaMarcus Russell-Dwayne Bowe, who did it 23 times.

### Burrow Over 4,000 Career, 1,500 Season Passing Yards

- ▶ LSU quarterback Joe Burrow has thrown for 1,520 yards in 2019 and 4,833 yards in his career.
- ▶ Burrow is the 10th quarterback in school history to throw for more than 4,000 yards in a career.
- ▶ With 373 yard against Northwestern State, Burrow passed LSU quarterbacks Matt Mauck, Jarrett Lee and Josh Booty on the program's career passing yards list.

### Career Passing Yards Gained

1.	9,115	Tommy Hodson (674-1,163)	1986-89
2.	6,921	Jeff Wickersham (587-1,005)	1982-85
3.	6,625	JaMarcus Russell (493-797)	2004-06
4.	6,158	Jamie Howard (459-934)	1992-95
5.	5,876	Herb Tyler (434-715)	1995-98
6.	5,783	Zach Mettenberger (407-659)	2011-13
7.	4,733	Jordan Jefferson (397-678)	2008-11
8.	4,586	Danny Etling (325-544)	2016-17
9.	4,585	Alan Risher (381-615)	1980-82
10.	4,415	Rohan Davey (286-478)	1998-2001
11.	4,414	Joe Burrow (319-503)	2018-Present

### Edwards-Helaire 23 Yards Shy of Becoming 51st Tiger to Reach 1,000 Career Rushing Yards

- ▶ Junior RB Clyde Edwards-Helaire goes into the Utah State game just 23 rushing yards shy of becoming the 51st player in school history to reach the 1,000-yard mark for his career.
- ▶ Edwards-Helaire currently has rushed for 977 yards in 30 games with the Tigers. He rushed for 31 yards as a true freshman in 2017, followed by 658 in 2018. He has rushed for 288 yards on 51 attempts in four games this year.
- ▶ Kevin Faulk, who is the director of player development for LSU football, holds the school record for rushing yards with 4,557.

### This Isn't The Old LSU Offense

- ▶ LSU offensive coordinator Steve Ensminger and passing game coordinator Joe Brady promised a spread attack and they've delivered in 2019.
- ▶ LSU has scored 231 points through four games, the most in SEC history in the first four games of a season.
- ▶ The Tigers scored 55 points in game one, 45 in game two, 65 in game three and 66 in game four. It marked the first time in school history that LSU has scored 45-plus points in four straight games.
- ▶ LSU is 27-for-27 in the red zone this year with 22 of the trips resulting in touchdowns.
- ▶ LSU has a combined 1,727 yards passing in 2019. As a team, LSU has passed for 300-plus yards in five straight games dating back to 2018 for the first time in school history.

### Offense Tops Multiple SEC Offensive Categories, Among Best in the Nation

- ▶ The LSU offense leads the SEC in scoring offense, total offense and passing offense after five weeks of the season.
- ▶ LSU is first in the nation in red zone offense and scoring offense and second in passing offense.
- ▶ Joe Burrow is No. 1 in the nation in completion percentage (80.6 percent), second in passing yards per game (1,520/380.0), second in passing efficiency (225.6) and third in passing touchdowns (17)
- ▶ Freshman PK Cade York is first with a 100 field goal percentage.
- ▶ LSU wide receivers Justin Jefferson and Ja'Marr Chase are amongst the best in the nation. Chase is third in the nation in receiving yards per game with 132.3 and Jefferson is 17th with 98.0.

## TIGER TRENDS

	2019	Orgeron	Streak
August	1-0	1-0	W1
September	3-0	11-2	W8
October	0-0	8-1	W2
November	0-0	7-5	L1
December-January	0-0	2-1	W1

### LSU's Conference Record...

at home	0-0	8-3	L1
on the road	1-0	8-4	W1

### LSU's Non-Conference Record...

at home	2-0	8-1	W5
on the road	1-0	1-0	W6
neutral	0-0	4-1	W2

### LSU vs. Ranked Opponents...

at home	0-0	4-3	L1
on the road	1-0	5-3	W1
neutral	0-0	3-1	W2

### LSU's Record in Games...

decided by 7 pts or less	1-0	5-3	W1
decided by 3 pts or less	0-0	2-2	L1
Away/neutral during day	1-0	4-2	W1
Away/neutral at night	1-0	9-3	W2
Home during day	0-0	3-1	W3
Home at night	2-0	12-3	W3

### LSU's Record When Scoring...

less than 20 points	0-0	1-7	L1
20+ points	4-0	26-2	W5
30+ points	4-0	26-1	W5

### LSU's Record When Allowing...

14 or fewer points	2-0	13-1	W12
24 or fewer points	2-0	23-5	W11
25+ points	2-0	5-4	W3

### LSU's Record When...

Leading after the 1st qtr	3-0	23-2	W7
Trailing after the 1st qtr	1-0	5-3	W2
Tied after the 1st qtr	0-0	1-3	L4
Leading at halftime	4-0	24-1	W22
Trailing at halftime	0-0	2-7	L3
Tied at halftime	0-0	3-1	W1
Leading after the 3rd qtr	4-0	27-1	W13
Trailing after the 3rd qtr	0-0	2-6	L3
Tied after the 3rd qtr	0-0	0-1	L1

### LSU's Record With...

less than 300 yds total offense	0-0	3-3	L1
300+ yards total offense	4-0	26-6	W5
400+ yards total offense	4-0	20-3	W5
500+ yards total offense	3-0	12-0	W13
600+ yards total offense	1-0	2-0	W16
less than 100 yards rush	0-0	0-2	L13
100+ yards rushing	4-0	29-7	W5
150+ yards rushing	1-0	24-6	W2
200+ yards rushing	0-0	13-2	L1
250+ yards rushing	0-0	9-0	W13
less than 200 yards pass	0-0	8-5	W1
200+ yards passing	4-0	20-4	W5
300+ yards passing	4-0	8-0	W8
350+ yards passing	4-0	7-0	W7
400+ yards passing	3-0	4-0	W4

### LSU's Record When Allowing...

less than 200 total yards	1-0	3-0	W19
less than 300 total yards	2-0	15-2	W10
less than 400 total yards	3-0	24-5	W6
400+ yards total offense	1-0	3-3	W1
less than 100 yards rush	2-0	15-0	W23
100+ yards rush	2-0	12-9	W2
less than 200 yards pass	1-0	16-5	W4
less than 300 yards pass	3-0	24-7	W4
300+ yards pass	1-0	3-0	W6

## PRESEASON HONORS

### Joe Burrow

- O'Brien Award
- Maxwell Award
- Manning Award
- Golden Arm Award
- Third Team All-SEC

### K'Lavon Chaisson

- Butkus Award
- ESPN All-America Team

### Lloyd Cushenberry III

- Rimington Award
- First Team All-SEC

### Grant Delpit

- Walter Camp Award
- Thorpe Award
- Bednarik Award
- First Team All-SEC
- First Team Sporting News All-America Team
- First Team AP All-America Team
- ESPN All-America Team

### Michael Divinity

- Butkus Award

### Clyde Edwards-Helaire

- Hornung Award
- Maxwell Award

### Blake Ferguson

- Wuerffel Award

### Kristian Fulton

- Nagurski Award
- Bednarik Award
- Second Team All-SEC
- Second Team AP All-America Team

### Justin Jefferson

- Biletnikoff Award
- Third Team All-SEC

### Damien Lewis

- Second Team All-SEC

### Rashard Lawrence

- Hendricks Award
- First Team All-SEC

### Jacob Phillips

- Nagurski Award
- Butkus Award
- Third Team All-SEC

### Patrick Queen

- Butkus Award

### Zach Von Rosenberg

- Ray Guy Award
- Third Team All-SEC

### Chase, Burrow Shine in Nashville

- Quarterback Joe Burrow and wide receiver Ja'Marr Chase connected on four touchdowns to lead LSU to the win over Vanderbilt in Nashville.
- Burrow threw six touchdowns on the day to set the school record for touchdown passes in a game. Burrow beat the previous record he shared with Zach Mettenberger.
- Burrow finished the day with 398 passing yards. His 357 yards in the air in the first half marked the most in school history.
- Chase led LSU with 229 yards and four touchdowns on 10 catches.
- The sophomore's 229 yards are fourth in school history. Chase became the first LSU player since Odell Beckham Jr. in 2013 with 200-plus receiving yards.
- Chase became the third player in school history with four-plus receiving touchdowns, joining Carlos Carson (1977 vs. Rice) and Tony Moss (1989 vs. Ohio).

### On This Day in LSU History: October 5

#### LSU 7, No. 7 Georgia Tech 6 (1963)

- In a defensive battle, LSU took down No. 7 Georgia Tech in Tiger Stadium, 7-6.
- A first quarter touchdown by quarterback Pat Screen proved to be enough for the Tigers as their defense held the Yellow Jackets to 198 yards of total offense and just two field goals.

#### No. 14 LSU 35, Vanderbilt 0 (1996)

- No. 14 LSU held Vanderbilt scoreless and rushed for a pair of 20 yard touchdowns in Tiger Stadium to improve to 4-0 on 1996 campaign.
- Running backs Kevin Faulk and Rondell Mealey each ran for a 20-yard score in the first quarter and went on to add a rushing and a receiving touchdown, respectively, throughout the game to push the Tigers past the Commodores.
- LSU racked up over 260 yards on the ground offensively and forced three turnovers defensively (2 INT, 1 FR) as the Tigers dominated in all facets of the game.

#### No. 10 LSU 59, Mississippi State 26 (2013)

- Leading by five points at the half, No. 10 LSU exploded in the second half in Starkville, Mississippi to run away with the 59-26 victory.
- The offense was led by a passing game in which Zach Mettenberger threw for 340 yards and found future NFL star Odell Beckham Jr. twice for touchdowns.
- Jeremy Hill led the rushing attack with 157 yards and two scores while Kenny Hilliard added three scores of his own.
- Tre'Davious White recorded his first career interception and was stopped at the 5-yard line after a 40-yard return, setting up Hill's final score of the day which proved to be the knockout punch the Tigers were looking for.

### LSU Under Louisiana's Own Ed Orgeron

- In his third full season as head coach of the Tigers, Orgeron continues to gain momentum on the field and on the recruiting trail.
- Orgeron has guided the Tigers to a 29-9 overall mark in his 38 games. Of his 29 victories, 12 have come against Top 25 teams, including six over top-10 opponents. Of Coach O's 29 wins, 15 have come against SEC foes and 22 have come by double-digits.
- Under Orgeron, the Tigers have played 33-of-39 games ranked in the Top 25.

### York Delivers as LSU's Field Goal Kicker

- Placekicker Cade York is 7-for-7 on field goals and 28-for-29 on PATs thru four games of 2019.
- The true freshman was named the SEC Special Teams Player of the Week after a perfect night in Texas. He connected on field goals of 33, 36 and 40 yards as well as all four PATs.
- York was 2-for-2 from field goals and 7-of-7 on PATs in the season opener against Georgia Southern.
- York became the first true freshman in the modern era to make a field goal for the Tigers.
- The McKinney, Texas native became the first true freshman to make his first two field goal attempts since David Browndyke made his first in 1986.

### Phillips Amongst Best in the SEC

- Junior linebacker Jacob Phillips is among the best linebackers in the league with 37 total tackles in 2019.
- Phillips' average of 8.8 tackles per game ranks second in the SEC.
- Phillips owns two games with double-digit tackles.

### Tigers Honored in 2019

- Through two weeks of the 2019 season, QB Joe Burrow, PK Cade York and head coach Ed Orgeron have been recognized by the Southeastern Conference office and nationally.
- Burrow was named the SEC Offensive Player of the Week following the season opener against Georgia Southern when he went 23-for-27 with 278 yards and five touchdowns.
- Burrow added another SEC Offensive Player of the Week honor and was recognized nationally as the Davey O'Brien National Quarterback of the Week and Maxwell Offensive Player of the Week after leading the Tigers to a top-10 win at Texas. Burrow was 31-for-39 with four touchdowns and 471 yards, the second most in school history.
- Orgeron was named the Dodd Trophy National Coach of the Week after leading LSU to its first top-10 non-conference road win in school history.
- Burrow was named the SEC Offensive Player of the Week for a third time after setting the school record for touchdowns with six and throwing for 398 yards.

### Trio of Wide Receivers Set Record in Win at Texas

- Wide receivers Justin Jefferson, Ja'Marr Chase and Terrace Marshall Jr. each totaled 100-plus receiving yards to become the first trio to reach that milestone in a game in school history.
- There have now been 15 same-game 100-yard receiving performances in school history with the last coming from Travin Dural (6/124) and Malachi Dupre (4/120) against Mississippi State in 2014.
- Jefferson led the group with 163 yards and three touchdowns on nine receptions. His final touchdown, a 61-yard pass from Joe Burrow on third-and-16, sealed the Tigers' Top 10 victory with 2:27 left in the game.



► Chase set career high numbers with 147 yards on eight receptions, including a long of 41 yards.

► Marshall Jr. had a career-high six receptions on six targets for 123 yards and a touchdown. Of his six receptions, five went for first downs and the other was a 26-yard touchdown.

**Burrow Leads LSU to Top 10 Win with Record Performance**

► Senior Quarterback Joe Burrow and the LSU offense delivered blow after blow and finished with 573 yards of total offense at Texas.

► Burrow was named the SEC Offensive Player of the Week for a second-straight week after his record performance. He finished the game 31-of-39 with four touchdowns and 471 yards.

► His 471 passing yards rank second in school history, becoming the third quarterback in school history to pass for more than 400 yards in a game.

► In true-road non-conference games, Burrows’ 471 yards are the third most in SEC history behind Jake Bentley (410, South Carolina at Clemson, 2018) and Tim Couch (492, UK at Louisville, 1998).

► The 31 completions rank third in school history and mark the most in a game for an LSU quarterback since Rohan Davey set the school record against Alabama with 35 in 2001.

► Burrow now owns three, 300-yard passing games, which is second to Rohan Davey’s record seven.

► Led by Burrow, LSU finished with 573 yards of total offense for the fourth most against a top-10 opponent and sixth most against a rank opponent: 1. 622 at #22 Texas A&M 11/24/16; 2. 620 vs. #7 Florida St. 11/20/82; 3. 598 vs. #9 Virginia Tech 9/8/07; 4. 595 vs. #7 Illinois 1/1/02 (Sugar Bowl); 5. 577 vs. #11 Notre Dame 1/3/07 (Sugar Bowl); 6. 573 at #9 Texas 9/7/19

**Football Program Earns Victory Number 800**

► With its win over Northwestern State on September 14, 2019, the LSU football program became the 12th FBS school to reach the 800-win milestone.

► With an overall record of 801-415-47, the LSU Football program ranks 12th amongst FBS programs for all-time wins.

► The Fighting Tigers rank fourth in the Southeastern Conference in wins behind Alabama (910), Tennessee (840) and Georgia (824). Auburn is behind LSU at 13th with 772 victories.

**Everybody Eats - Offense Opens 2019 Season with New-Look**

► A total of 14 players caught at least one pass against Georgia Southern, topping the previous high of 12 against North Texas in 2005.

► Of the 14 players, all five running backs had at least one catch.

► The LSU offense opened the season with a resounding offensive performance, scoring 55 points and totaling 472 yards.

► The Tigers scored touchdowns on their first five drives and scored on nine of 13 drives.

► The 55 points marked the second most in a season opener in the modern era, tying The 55-3 win vs. UTEP in 1997. It marked the most points in a season opener since the 2000 team’s 58-0 victory over Western Carolina.

► The offense didn’t let up and scored 42 points in the first half for the most points in a first half by LSU since scoring 49 to lead Louisiana Tech in 2003.

**Consecutive Starts of 10 or More**

► Five LSU players are riding a consecutive start streak of at least 10 games.

► S Grant Delpit leads the way with 18 consecutive starts. C Lloyd Cushenberry III, OG Damien Lewis and QB Joe Burrow have each started 17 straight games, RT Austin Deculus also owns a 16-game starting streak

**Top-10 Win at Texas Makes History**

► For the first time in school history, LSU defeated a Top 10 non-conference opponent in a true road game.

► The 45-38 victory marked the 14th true road win over an AP Top 10 team in school history and the second for Coach Orgeron (2018 at No. 7 Auburn)

► Coach Orgeron is now 11-6 against Top 25 teams and 6-3 against Top 10 teams.

► Orgeron’s teams are 4-2 against AP-ranked opponents on the road.

**Burrow Adds to Record Book in Season Opener - Named SEC Player of the Week**

► Senior quarterback Joe Burrow opened the 2019 season by going 23-for-27 for 278 yards and five touchdowns.

► Burrow was named the SEC Offensive Player of the Week following the performance, the third of his career. The Ohio native is now 11-3 as LSU’s starting quarterback.

► Burrow tied Zach Mettenberger (UAB, 2014) for the most touchdowns in a game in school history with five. He became the first LSU player to throw five touchdown passes in a half.

► It marked the third consecutive game dating back to last year that Burrow either set or tied a school record. Burrow set the LSU record for touchdowns accounted for with six against Texas A&M and then tied the school bowl record with four touchdown passes in the Fiesta Bowl win over Central Florida.

► Burrow’s 85.2 completion percentage (23-of-27) against Georgia Southern ranks No. 5 in school history in a game for 20 or more attempts..

**Aranda’s Defense Shuts Down Triple Option**

► The LSU defense, under fourth year coordinator Dave Aranda, shut down the Georgia Southern triple option to start 2019.

► The Eagles totaled just 98 yards with 74 on the ground and 24 in the air. It marked the second time an Aranda defense has held its opponent to less than 100 yards with the other coming in the 2017 season opener against BYU when the defense held the Cougars to 97 yards.

► The three points scored marked the third fewest under head coach Ed Orgeron.

**Stingley Becomes 10th Defensive True Freshman to Start a Season Opener**

► Cornerback Derek Stingley Jr. became the 10th true freshman on the defensive side of the ball to start a season opener in the last 33 seasons and the 17th overall.

► True freshmen make an impact at LSU as in three years with Ed Orgeron as head coach a total of 66 true freshmen have seen action during that span, including 19 in 2019.

**ORGERON'S CAREER DRAFT PICKS**

<b>MIAMI</b>						
Bill Hawkins	DE	1989	1	21		Rams
Eric Smith	DE	1989	12	19		Giants
Cortez Kennedy	DT	1990	1	3		Seahawks
Jimmie Jones	DT	1990	3	11		Cowboys
Willis Peguese	DE	1990	3	19		Oilers
Greg Mark	DE	1990	3	26		Giants
Russell Maryland	DT	1991	1	1		Cowboys
Shane Curry	DE	1991	2	13		Colts
Anthony Hamlet	DE	1992	10	11		Seahawks
Darren Krein	DE	1994	5	19		Chargers
<b>Syracuse</b>						
Antonio Anderson	DT	1997	4	5		Dallas
Eric Downing	DT	2001	3	13		Kansas City
<b>USC</b>						
Ennis Davis	DT	2001	7	21		Saints
Kenechi Udezze	DE	2004	1	20		Vikings
Mike Patterson	DT	2005	1	31		Eagles
Shaun Cody	DT	2005	2	5		Lions
Froste Rucker	DE	2006	3	27		Bengals
LaJuan Ramsey	DT	2006	6	35		Eagles
<b>OLE MISS</b>						
Tre’ Stallings	OG	2006	6	186		Chiefs
Patrick Willis	LB	2007	1	11		49ers
Trumaine McBride	CB	2007	7	221		Bears
Michael Oher	OT	2009	1	23		Ravens
Peria Jerry	DT	2009	1	24		Falcons
Mike Wallace	WR	2009	3	84		Steelers
Jamarca Sanford	DB	2009	7	221		Vikings
Dexter McCluster	RB	2010	2	36		Chiefs
John Jerry	OT	2010	3	73		Dolphins
Kendrick Lewis	S	2010	5	136		Chiefs
Greg Hardy	DE	2010	6	175		Panthers
Jerrell Powe	DT	2011	6	199		Chiefs
<b>TENNESSEE</b>						
Dan Williams	DT	2010	1	26		Cardinals
Jurrell Casey	DT	2011	3	77		Titans
<b>USC</b>						
Nick Perry	DE	2012	1	28		Packers
T.J. McDonald	S	2013	3	71		Rams
Marqis Lee	WR	2014	2	39		Jaguars
Marcus Martin	C	2014	3	39		49ers
Devon Kennard	LB	2014	5	174		Giants
Leonard Williams	DE	2015	1	6		Jets
Nelson Agholor	WR	2015	1	20		Eagles
Josh Shaw	CB	2015	4	120		Bengals
Javorius Allen	RB	2015	4	125		Ravens
Hayes Pullard	TE	2015	6	198		Browns
Randall Telfer	LB	2015	7	219		Browns
Su’a Cravens	LB	2016	2	53		Redskin
Max Tuerk	C	2016	3	66		Chargers
Cody Kessler	QB	2016	3	93		Browns
Kevon Seymour	CB	2016	6	218		Bills
Zach Banner	OG	2017	4	137		Colts
Leon McQuay	S	2017	6	218		Chiefs
<b>LSU</b>						
Leonard Fournette	RB	2017	1	4		Jaguars
Jamal Adams	DB	2017	1	6		Jets
Tre’Davious White	DB	2017	1	27		Bills
Ethan Pocic	C	2017	2	58		Seahawks
Duke Riley	LB	2017	3	75		Falcons
Kendell Beckwith	LB	2017	3	107		Buccaneers
Davon Godchaux	DT	2017	5	178		Dolphins
Malachi Dupre	WR	2017	7	247		Packers
Donte Jackson	DB	2018	2	55		Panthers
Derrius Guice	RB	2018	2	59		Redskins
DJ Chark	WR	2018	2	61		Jaguars
Arden Key	DE	2018	3	87		Raiders
Russell Gage	WR	2018	6	194		Falcons
Danny Etling	QB	2018	7	219		Patriots
Will Clapp	C	2018	7	245		Saints
Devin White	LB	2019	1	5		Buccaneers
Greedy Williams	DB	2019	2	46		Browns
Foster Moreau	TE	2019	4	137		Raiders

► In 2017, 20 true freshmen saw action for the Tigers, a number that led the nation. In addition, eight true freshmen started at least one game for the Tigers that year.

► The following have started a season opener since 2000: Marshall Jr. (WR, 2018), Charles (RG, 2017), Chaisson (LB, 2017), Delpit (S, 2017), Taylor (LB, 2017), Kevin Toliver (CB, 2015), Trey Quinn (WR, 2014), Jalen Mills (CB, 2012), Jessie Daniels (Nickel, 2003), Jerel Myers (WR, 1999), Johnny Mitchell (DT, 1996), Theo Williams (DT, 1996), Booger McFarland (DT, 1995), Robert Davis (RB, 1992), and Shedrick Wilson (WR, 1992).

#### Most True Freshmen Starters by Year Since 2005

2017	8 (Tory Carter, K'Lavon Chaisson, Saahdiq Charles, Grant Delpit, Ed Ingram, JaCoby Stevens, Tyler Taylor, Kary Vincent Jr.)
2015:	7 (Arden Key, Donte Jackson, Foster Moreau, Bry'Kiethon Mouton, Maea Teuhema, Kevin Toliver II, Toby Weathersby)
2014:	6 (Jamal Adams, Malachi Dupre, Leonard Fournette, Davon Godchaux, Brandon Harris, Trey Quinn)
2012:	6 (Kwon Alexander, Vadal Alexander, Reid Ferguson, Jeremy Hill, Lamar Louis, Jalen Mills)
2013:	5 (Rickey Jefferson, Anthony Jennings, Ethan Pocic, Rashard Robinson, Tre'Davious White)
2018	4 (Terrace Marshall Jr., Ja'Marr Chase, Micah Baskerville, Chasen Hines)
2006:	4 (Jacob Cutrera, Richard Dickson, Charles Scott, Keiland Williams)
2010:	3 (Alfred Blue, Tyrann Mathieu, Eric Reid)
2019:	2 (Derek Stingley Jr., Joseph Evans)
2011:	2 (Odell Beckham Jr., Jarvis Landry)
2007:	2 (Drake Nevis, Terrence Toliver)
2008:	2 (Jordan Jefferson, Patrick Peterson)
2009:	2 (Dominique Allen, Rueben Randle)
2016	1 (Dee Anderson)

#### LSU Goes Into 2019 Riding Streak of 19 Consecutive Years With At Least 8 Wins

► LSU goes into the 2019 season having won at least 8 games for 19 consecutive years, which is tied with Oklahoma for the longest current streak among Power 5 schools.

► Only Boise State has a longer active streak among FBS teams as the Broncos have won 8 games for 20 consecutive seasons.

► LSU's current streak of seasons with at least 8 wins dates back to 2000 when the Tigers posted an 8-4 overall mark.

► LSU's streak of seasons with at least 8 wins also ranks as the longest of its kind in the history of the SEC, bettering Tennessee 16 (1989-2004); Florida 14 (1990-2003); Georgia 13 (1997-2009); and Alabama 13 (1971-83).

#### LSU with One of Most Experienced Teams in 2019

► LSU will play in 2019 with 12 seniors on its roster.

► The 12 seniors ties for sixth nationally in terms of smallest senior classes in college football for 2019. ► Texas A&M and Virginia Tech with six each led the way, followed by Penn State (10), Appalachian State (11) and Coastal Carolina (11).

► LSU is joined with 12 seniors by North Carolina State, Rice, and Wake Forest. All 12 of LSU's seniors have started at least one game during their LSU career.

► Against Texas, LSU stared 18 upperclassmen for the first time since game six of 2016 when the squad faced Southern Miss. LSU hasn't stared more than 18 upperclassmen in a game since 2012 against Washington in week two.

#### 1,000-Yard Rushing Streak Reaches 6 Years

► LSU goes into 2019 riding a streak of six consecutive years with a 1,000-yard rusher.

► Last year, Nick Brossette, in his first season as a starter, rushed for 1,039 yards and 14 TDs in helping the Tigers to a 10-3 mark.

► Here's a look at LSU's 1,000-yard rushers during the 6-year streak:

2013	Jeremy Hill	1,401 yards
2014	Leonard Fournette	1,034 yards
2015	Leonard Fournette	1,953 yards (school record)
2016	Derrius Guice	1,387 yards
2017	Derrius Guice	1,153 yards
2018	Nick Brossette	1,039 yards

#### LSU Is 80-0 When Rushing For 100 Yards and Holding Opponents To Less Than 100 Yards

► In the last 169 games, LSU's success is easy to predict when it comes to net rushing yards. Get to 100 yards rushing and LSU will more than likely win as the Tigers are 138-22 when that happens.

► Hold the opponent to fewer than 100 yards and the Tigers are 82-5.

► An even more telling stat is that when LSU rushes for 100-plus yards and holds the opponents to fewer than 100 yards, the Tigers are 80-0.

► The following is a look at LSU's rushing numbers and have the Tigers have fared in those games:

Year	LSU 100+	LSU 100-	Opp 100+	Opp 100-	LSU 100+/Opp 100-
2005	10-0	1-2	3-1	8-1	7-0
2006	10-0	1-2	5-0	6-2	6-0
2007	11-2	1-0	3-2	9-0	8-0
2008	8-3	0-2	2-5	6-0	6-0
2009	8-0	1-4	7-4	2-0	2-0
2010	11-2	0-0	7-1	5-0	5-0
2011	13-0	0-1	4-1	9-0	9-0
2012	9-1	1-2	4-2	6-1	6-0
2013	10-1	0-2	6-3	4-0	4-0
2014	8-3	0-2	4-4	4-1	4-0
2015	9-1	0-2	3-3	6-0	6-0
2016	8-3	0-1	3-4	5-0	5-0
2017	9-4	0-0	4-4	5-0	5-0

## #NFLSU

Jamal Adams	S	NYJ
Kwon Alexander	LB	SF
John Battle****	S	TAM
Odell Beckham Jr.	WR	CLE
Kendell Beckwith***	LB	TAM
Alfred Blue**	RB	JAX
Tashawn Bower***	DE	MIN
Michael Brockers	DT	LAR
DJ Chark	WR	JAX
Morris Claiborne	CB	KC
Will Clapp	C	NO
La'el Collins	OT	DAL
Danny Etling****	QB	ATL
Reid Ferguson	LS	BUF
Leonard Fournette	RB	JAX
Russell Gage	WR	ATL
Davon Godchaux	DT	MIA
Dillon Gordon**	OT	CAR
Derrius Guice**	RB	WAS
Jerald Hawkins	OT	PIT
Danielle Hunter	DE	MIN
Donte Jackson	CB	CAR
Deion Jones	LB	ATL
Arden Key	DE	OAK
Jarvis Landry	WR	CLE
Tyrann Mathieu	DB	KC
Jalen Mills*	FS	PHI
Barkevious Mingo	LB	SEA
Kevin Minter	LB	TAM
Foster Moreau	TE	OAK
Patrick Peterson	CB/RS	ARI
Ethan Pocic	C	SEA
Eric Reid	S	CAR
Duke Riley	LB	PHI
Russell Shepard	WR	NYG
Corey Thompson	LB	BUF
Kevin Toliver II	DB	CHI
Trai Turner	OG	CAR
Spencer Ware*	RB	IND
Devin White	LB	TAM
Tre'Davious White	CB	BUF
Andrew Whitworth	OT	LAR
Darrel Williams	RB	KC
Greedy Williams	CB	CLE
Al Woods	DT	SEA

**\*-Physically Unable to Perform**

**\*\*-Injured Reserve**

**\*\*\*-Non-football Injury**

**\*\*\*\*-Practice Squad**

2018	10-2	0-1	5-3	5-0	5-0
2019	4-0	0-0	2-0	2-0	2-0
<b>Totals</b>	<b>138-22</b>	<b>5-21</b>	<b>62-37</b>	<b>82-5</b>	<b>80-0</b>

### Chaisson, Cushenberry III Carry on No. 18 Tradition

► Two LSU standouts – both in the classroom and on the football field – have been awarded the prestigious No. 18 jersey by head coach Ed Orgeron.

► Center Lloyd Cushenberry III and linebacker K'Lavon Chaisson were presented the jerseys at the beginning of camp, marking just the second time since the tradition began in 2003 that two Tigers have been issued the No. 18 jersey in the same season.

► Cushenberry III is the first offensive lineman to be selected to wear the No. 18 jersey

► As an offensive lineman, the rules of college football prevent Cushenberry III from actually wearing the No. 18 jersey so instead his No. 79 jersey will be accompanied by a No. 18 patch. The Carville native, who played locally at Dutchtown High School, will wear the No. 18 jersey at practice.

► Jersey No. 18 was born when, in 2003, quarterback Matt Mauck guided LSU to its first national championship since 1958. His number became synonymous with success -- both on and off the field -- as well as a selfless attitude that has become the epitome of being an LSU football player. After his final year with the Tigers, Mauck passed the jersey number down to running back Jacob Hester, who then helped LSU to another national title in 2007.

► Here is a look at the players to wear No. 18:

<b>Years</b>	<b>Player</b>	<b>Position</b>
2003	Matt Mauck	QB
2004-07	Jacob Hester	RB
2008-09	Richard Dickson	TE
2010	Richard Murphy	RB
2011	Brandon Taylor	S
2012	Bennie Logan	DT
2013	Lamin Barrow	LB
2014	Terrence Magee	RB
2015-16	Tre'Davious White	CB
2017	Christian LaCouture	DL
2017	John David Moore	FB/TE
2018	Foster Moreau	TE
2019	Lloyd Cushenberry III	C
2019	K'Lavon Chaisson	LB

### Burrow Brings Experience as Returning Starting Quarterback

► Quarterback Joe Burrow will provide valuable experience for the LSU offense in 2019 and became the fifth LSU quarterback to start in consecutive season openers since 1998.

► Only Matt Mauck in 2002 and 2003, JaMarcus Russell in 2004 and 2005, Jordan Jefferson in 2009 and 2010, Zach Mettenberger in 2012 and 2013, and Brandon Harris in 2015 and 2016 have started consecutive openers for LSU.

► A year ago, Burrow burst onto the scene with an outstanding year for the Tigers, leading the squad to a 10-3 overall mark and No. 6 national ranking.

► Burrow has set or tied nine school records in his career and became the first quarterback in LSU history to throw for 2,500 yard and rush for 350 yards or more in a season.

► With 10 wins as LSU's starter, Burrow could join JaMarcus Russell as the only quarterbacks in school history to lead the Tigers to at least 10 wins in back-to-back seasons.

### Jefferson Back After Leading LSU In Every Receiving Category

► In 2018, Justin Jefferson became the first Tiger to lead the team in every receiving category since 2011 when Rueben Randle accomplished the feat.

► Jefferson is picking up where he left off in 2019 with 19 receptions for 374 yards and four touchdowns.

► Jefferson paced the Tigers in receptions (54), receiving yards (875), yards per catch (16.2), touchdowns (6), and receiving yards per game (67.3). Jefferson did all that in what was his first year as a starter and it was also the first season in which he caught a pass.

► Randle's numbers in 2011 were: receptions (53), yards (917), yards per catch (17.3), touchdowns (8) and yards per game (65.5).

### LSU Punter Von Rosenberg One of Nation's Oldest Players

► At 28 years old, punter Zach Von Rosenberg is the fifth-oldest player in college football in 2019.

► Rosenberg, who spent six years playing Minor League Baseball before joining the LSU program in 2016, will turn 29 in September.

► The oldest player in college football is 32-year old Colorado placekicker James Stefanou. Wade Lees (P, Maryland) is 31, Houston punter Dane Roy is 30 and West Virginia tight end Jesse Beal is 29.

### We are DBU:

► Since 2007, LSU leads the nation in number of defensive backs selected in the NFL draft with 19, including six in the first round.

► LSU produced two consensus All-America DBs in 2018 in Grant Delpit and Greedy Williams.

► LSU has produced 11 first team All-American defensive backs since 2000.

► LSU has also had defensive backs claim four national awards since 2010: Patrick Peterson 2010 Bednarik Award; Patrick Peterson 2010 Thorpe Award; Tyrann Mathieu 2011 Bednarik Award; Morris Claiborne 2011 Thorpe Award.

► Since the 2007 NFL Draft, LSU has had six DBs picked in the first round.

### Four Tigers Play in 2019 As a College Graduate

► During the 2019 season, four Tigers take the field as a college graduate, four of which are LSU graduates.

► LSU's list of five college graduates includes one graduate transfers – QB Joe Burrow (Ohio State).

► In addition to the five Tigers with diplomas in hand, eleven are projected to graduate in Fall 2019 – Connor Culp, Lloyd Cushenberry III, Derrick Dillon, Michael Divinity, Kristian Fulton, Rashard Lawrence, Damien Lewis, Adrian Magee, Ray Thornton, Badara Traore and Zach Von Rosenberg.

## FUTURE FOOTBALL SCHEDULE

### 2020 LSU Football Schedule

Sept. 5	UT-SAN ANTONIO
Sept. 12	TEXAS
Sept. 19	vs. Rice (in Houston – NRG

Stadium)

Sept. 26	OLE MISS
Oct. 3	NICHOLLS STATE
Oct. 10	at Florida
Oct. 17	at Arkansas
Oct. 24	MISSISSIPPI STATE
Oct. 31	Open Date
Nov. 7	ALABAMA
Nov. 14	SOUTH CAROLINA
Nov. 21	at Auburn
Nov. 28	at Texas A&M

### 2021 LSU Football Schedule

Sept. 4	at UCLA
Sept. 11	MCNEESE STATE
Sept. 25	CENTRAL MICHIGAN
Oct. 9	UL-MONROE

### 2022 LSU Football Schedule

Sept. 4	NEW MEXICO
---------	------------

### 2023 LSU Football Schedule

Oct. 21	ARMY
---------	------

### 2024 LSU Football Schedule

Aug. 31	UCLA
Sept. 7	RICE
Sept. 28	SOUTH ALABAMA

### 2025 LSU Football Schedule

Aug. 30	at Clemson
---------	------------

### 2026 LSU Football Schedule

Sept. 5	CLEMSON
---------	---------

### 2027 LSU Football Schedule

Sept. 18	at Oklahoma
----------	-------------

### 2028 LSU Football Schedule

Sept. 9	OKLAHOMA
---------	----------

### 2029 LSU Football Schedule

Sept. 8	ARIZONA STATE
---------	---------------

### 2030 LSU Football Schedule

Sept. 7	at Arizona State
---------	------------------

Home games in ALL CAPS



► Here's the list of college graduates on the LSU roster for 2019:

Name	Major (School)	Graduation Date
Joe Burrow	Consumer/Family Financial Services (Ohio State)	Spring, 2018
Breiden Fehoko	Communication Studies	Summer, 2019
Blake Ferguson	Marketing	Spring, 2018
Stephen Sullivan	Interdisciplinary Studies	Summer, 2019

### Second Generation Tigers

- LSU's roster features two players who are second generation Tigers.
- True freshmen Thomas Perry and Brandon Hubicz are both following in their dads footsteps as LSU football players.
- Thomas Perry, an offensive lineman from Teurlings Catholic in Lafayette, is the son of Adam Perry, who played offensive guard for the Tigers from 1994-97
- Brandon Hubiz, a tight end from Catholic High School in Baton Rouge, is the son of Jim Hubicz, who played offensive tackle and guard for the Tigers from 1986-89.

### LSU Family Connections

- LSU has some unique family-football connections on this year's team. The following is a look at those football-related connections with current Tigers:
- WR Justin Jefferson – younger brother of former LSU starting QB Justin Jefferson (2008-11) and starting DB Rickey Jefferson (2013-16). Jordan is currently on the coaching staff at Colorado State.
- TE Aaron Moffitt – son of LSU strength and conditioning coach Tommy Moffitt. Aaron's brother Clay just completed a two-year stint on the LSU baseball team.
- SNP Blake Ferguson – younger brother of four-year LSU starting long snapper Reid Ferguson, who is currently in his third year with the Buffalo Bills.
- TE Thaddeus Moss – son of Pro Football Hall of Famer and one of arguably the greatest receiver in NFL history in Randy Moss.
- CB Derek Stingley Jr. – grandson of the late Darryl Stingley, a first round draft pick by the New England Patriots who had his NFL career tragically ended on August 12, 1978 with a spinal cord injury.

### Two-Sport Tigers

- Three current LSU football players – DB Kary Vincent Jr., S Kenan Jones and DB Maurice Hampton Jr. – are two-sport athletes.
- Vincent Jr. and Jones are also members of the LSU track and field team. Vincent ran the lead leg of LSU's 2018 SEC Championship 4x100 meter relay team. Jones placed seventh in the long jump (25'0.75") at the 2019 SEC Indoor Meet, scoring two points for the Tigers. Jones qualified for the 2019 NCAA Championships with a leap of 25'2.75" at the NCAA East Regional in May.
- Hampton Jr. is a member of the LSU baseball team. The Tennessee native was drafted in the 23rd round of the 2019 Major League Draft and elected to attend LSU. Hampton Jr. was the first player in Tennessee history to earn Mr. Football and Mr. Baseball honors in the same season.

### LSU Amongst Best in the Nation Since 2000

- LSU is amongst the best in the nation since 2000 with 190 wins.
- The Tigers rank fifth in the country and second in the SEC in wins.
- Here is the list of teams with the most wins since 2000:

1.	Boise State	211-41
	Oklahoma	211-47
3.	Ohio State	210-43
4.	Alabama	197-61
5.	LSU	190-59
	Georgia	190-65
7.	USC	183-68
8.	Wisconsin	181-73
9.	TCU	180-65
10.	Oregon	179-69
	Florida State	179-75
12.	Texas	176-72

# LSU TIGERS DEPTH CHART

## OFFENSE

<b>LT</b>	<b>77</b>	<b>Saahdiq Charles</b>	<b>6-4</b>	<b>295</b>	<b>Jr.-2L</b>
	51	Dare Rosenthal	6-7	314	Fr.-RS
<b>LG</b>	73	Adrian Magee	6-4	343	Sr.-3L
	70	Ed Ingram	6-4	295	So.-1L
	57	Chasen Hines	6-3	336	So.-1L
<b>C</b>	<b>79</b>	<b>Lloyd Cushenberry III</b>	<b>6-4</b>	<b>315</b>	<b>Jr.-2L</b>
	57	Chasen Hines	6-3	336	So.-1L
<b>RG</b>	<b>68</b>	<b>Damien Lewis</b>	<b>6-3</b>	<b>332</b>	<b>Sr.-1L</b>
	71	Donavaughn Campbell	6-5	360	Jr.-1L
	75	Anthony Bradford	6-7	355	Fr.-HS
<b>RT</b>	<b>76</b>	<b>Austin Deculus</b>	<b>6-7</b>	<b>322</b>	<b>Jr.-2L</b>
	74	Badara Traore	6-7	320	Sr.-1L
<b>TE</b>	81	Thaddeus Moss	6-3	249	Jr.-SQ
	10	Stephen Sullivan	6-5	242	Sr.-3L
	44	Tory Carter	6-1	250	Jr.-2L
<b>WR</b>	<b>1</b>	<b>Ja'Marr Chase</b>	<b>6-1</b>	<b>200</b>	<b>So.-1L</b>
	17	Racey McMath	6-3	221	Jr.-1L
	5	Devonta Lee	6-1	223	Fr.-HS
<b>WR</b>	6	Terrace Marshall Jr.	6-4	200	So.-1L
	10	Stephen Sullivan	6-5	242	Sr.-3L
	19	Derrick Dillon	5-11	186	Sr.-3L
	83	Jaray Jenkins	6-4	195	Fr.-RS
<b>WR</b>	<b>2</b>	<b>Justin Jefferson</b>	<b>6-3</b>	<b>192</b>	<b>Jr.-2L</b>
	33	Trey Palmer	6-1	180	Fr.-HS
	13	Jontre Kirkin	6-0	185	Jr.-2L
<b>QB</b>	<b>9</b>	<b>Joe Burrow</b>	<b>6-4</b>	<b>216</b>	<b>Sr.-1L</b>
	15	Myles Brennan	6-4	207	So.-1L
<b>RB</b>	22	Clyde Edwards-Helaire	5-8	209	Jr.-2L
	24	Chris Curry	6-0	215	Fr.-RS
-OR-	3	Tyrion Davis-Price	6-1	226	Fr.-HS
	4	John Emery Jr.	6-0	203	Fr.-HS

## DEFENSE

<b>OLB</b>	43	Ray Thornton	6-3	227	Jr.-2L
	46	Andre Anthony	6-4	250	Jr.-1L
<b>DE</b>	<b>97</b>	<b>Glen Logan</b>	<b>6-4</b>	<b>309</b>	<b>Jr.-2L</b>
	92	Neil Farrell Jr.	6-4	298	Jr.-2L
	93	Justin Thomas	6-5	256	Jr.-1L
<b>NT</b>	72	Tyler Shelvin	6-3	346	So.-1L
	62	Siaki Ika	6-4	354	Fr.-HS
	94	Joseph Evans	6-2	288	Fr.-HS
<b>DE</b>	<b>90</b>	<b>Rashard Lawrence</b>	<b>6-2</b>	<b>308</b>	<b>Sr.-3L</b>
	<b>91</b>	<b>Breiden Fehoko</b>	<b>6-2</b>	<b>291</b>	<b>Sr.-1L</b>
<b>OLB</b>	<b>18</b>	<b>K'Lavon Chaisson</b>	<b>6-4</b>	<b>250</b>	<b>So.-1L</b>
	46	Andre Anthony	6-4	250	Jr.-1L
<b>MLB</b>	<b>45</b>	<b>Michael Divinity Jr.</b>	<b>6-2</b>	<b>241</b>	<b>Sr.-3L</b>
	35	Damone Clark	6-3	239	So.-1L
<b>MLB</b> -OR-	<b>6</b>	<b>Jacob Phillips</b>	<b>6-4</b>	<b>233</b>	<b>Jr.-2L</b>
	8	Patrick Queen	6-1	227	Jr.-2L
<b>CB</b>	<b>1</b>	<b>Kristian Fulton</b>	<b>6-0</b>	<b>200</b>	<b>Sr.-2L</b>
	25	Cordale Flott	6-2	160	Fr.-HS
<b>S</b>	<b>7</b>	<b>Grant Delpit</b>	<b>6-3</b>	<b>203</b>	<b>Jr.-2L</b>
	5	Kary Vincent Jr.	5-10	185	Jr.-2
<b>S</b>	<b>3</b>	<b>JaCoby Stevens</b>	<b>6-1</b>	<b>228</b>	<b>Jr.-2L</b>
	5	Kary Vincent Jr.	5-10	185	Jr.-2L
<b>CB</b>	24	Derek Stingley Jr.	6-1	190	Fr.-HS
	16	Jay Ward	6-2	167	Fr.-HS
	29	Raydarius Jones	6-2	161	Fr.-HS

## SPECIAL TEAMS

<b>PK</b>	36	Cade York	6-2	189	Fr.-HS
	34	Connor Culp	5-10	187	Jr.-1L
<b>KO</b>	<b>32</b>	<b>Avery Atkins</b>	<b>5-11</b>	<b>217</b>	<b>So.-1L</b>
<b>P</b>	<b>38</b>	<b>Zach Von Rosenberg</b>	<b>6-5</b>	<b>240</b>	<b>Jr.-2L</b>
	32	Avery Atkins	5-11	217	So.-1L

**BOLD Indicates Returning Starter**

<b>SNP</b>	<b>48</b>	<b>Blake Ferguson</b>	<b>6-3</b>	<b>235</b>	<b>Sr.-3L</b>
	47	Quentin Skinner	6-0	253	Fr.-HS
<b>HOLDER</b>	38	Zach Von Rosenberg	6-5	240	Jr.-2L
<b>KOR</b>	22	Clyde Edwards-Helaire	5-8	209	Jr.-2L
<b>PR</b>	24	Derek Stingley Jr.	6-1	190	Fr.-HS

## ASSISTANT COACHES



### Dave Aranda

Associate Head Coach  
Defensive Coordinator/Linebackers


**YEAR AT LSU:** Fourth  
**BIRTHDATE:** Sept. 29, 1976, in Redlands, Calif.  
**WIFE:** Dione  
**CHILDREN:** Jaelyn, Jordyn, Ronin  
**HIGH SCHOOL:** Redlands HS, 1994  
**COLLEGE:** California Lutheran, 1999  
**POSTGRADUATE:** Texas Tech, 2002



### Bill Johnson

Defensive Line

**YEAR AT LSU:** 1st  
**BIRTHDATE:** June 23, 1995 in Monroe, Louisiana  
**WIFE:** Dawn  
**CHILDREN:** Abbie, Billy  
**HIGH SCHOOL:** Neville High School  
**COLLEGE:** Northwestern State, 198



### Joe Brady

Passing Game Coordinator/Wide Receivers

**YEAR AT LSU:** First  
**BIRTHDATE:** September 23, 1989, in  
Pembroke Pines, Fla.  
**HIGH SCHOOL:** Everglades High School  
**COLLEGE:** William & Mary, 2013  
**POSTGRADUATE:** Penn State, 2018



### Mickey Joseph

Wide Receivers

**YEAR AT LSU:** Third  
**BIRTHDATE:** March 5, 1968, in New Orleans, La.  
**WIFE:** Priscilla  
**CHILDREN:** Jacob, Zachary, Makiyah, Maya, Malania  
**HIGH SCHOOL:** Archbishop Shaw HS  
**COLLEGE:** Nebraska, 1993



### Bill Busch

Safeties

**YEAR AT LSU:** Second  
**BIRTHDATE:** April 27, 1965, in Pender, Neb.  
**WIFE:** Laura  
**CHILDREN:** Sydney, Olivia and Gianna  
**COLLEGE:** Nebraska Wesleyan, 1993  
**POSTGRADUATE:** Nebraska-Kearney, 1990



### Greg McMahon

Special Teams

**YEAR AT LSU:** Third  
**BIRTHDATE:** January 2, 1960, in Rantoul, Ill.  
**WIFE:** Linda  
**CHILDREN:** Drew, Lisa, Sam  
**HIGH SCHOOL:** Rantoul Township High School  
**COLLEGE:** Eastern Illinois, 1982



### James Cregg

Offensive Line

**YEAR AT LSU:** Second  
**BIRTHDATE:** August 18, 1973, in Syracuse, N.Y.  
**WIFE:** Dayna  
**CHILD:** McKenzie  
**COLLEGE:** Colorado State, 1997



### Corey Raymond

Cornerbacks

**YEAR AT LSU:** Eighth  
**BIRTHDATE:** Sept. 28, 1969, in New Iberia, La.  
**CHILDREN:** Cody, Ariel, Christopher and Madison  
**HIGH SCHOOL:** New Iberia HS  
**COLLEGE:** LSU, 1992



### Steve Ensminger

Offensive Coordinator/Quarterbacks

**YEAR AT LSU:** Ninth  
**BIRTHDATE:** Sept. 15, 1958, in Baton Rouge, La.  
**WIFE:** Amy  
**CHILDREN:** Krystalin, Brittany Rose and Steven  
**HIGH SCHOOL:** Central HS  
**COLLEGE:** LSU, 1982



### Tommie Robinson

Assistant Head Coach/Running Backs  
Recruiting Coordinator

**YEAR AT LSU:** Third  
**BIRTHDATE:** April 4, 1963, in Phenix City, Ala.  
**WIFE:** Lartonyar  
**CHILDREN:** Dantrell, Towanda, Trey  
**HIGH SCHOOL:** Central HS (Phenix City, Ala.)  
**COLLEGE:** Troy, 1985



LSU RECORD BOOK WATCH

RUSHING YARDS GAINED BY A QUARTERBACK

CAREER			
1.	1,018	Jordan Jefferson	2008-11
2.	938	Lee Hedges	1949-51
3.	890	Fred Haynes	1966-68
4.	829	David Woodley	1976-79
5.	821	Nelson Stokley	1965-67
6.	778	Herb Tyler	1995-98
7.	671	Paul Lyons	1970-72
8.	617	Marcus Randall	2001-04
9.	542	Alan Risher	1980-82
10.	504	Steve Ensminger	1976-79
--	419	Joe Burrow	2018-Present

RUSHING TDS BY A QUARTERBACK

CAREER			
1.	23	Herb Tyler	1995-98
2.	15	David Woodley	1977-79
3.	13	Alan Risher	1980-82
	13	Nelson Stokley	1965-67
5.	12	Jordan Jefferson	2008-11
6.	10	Steve Ensminger	1976-79
7.	9	Jeff Wickersham	1982-85
8.	8	Bert Jones	1970-72
	8	Mike Hillman	1967-69
	8	Joe Burrow	2018-Present

PASSING ATTEMPTS

CAREER			
1.	1,163	Tommy Hodson (674 comp., 9,115 yards)	1986-89
2.	1,005	Jeff Wickersham (587 comp., 6,921 yards)	1982-85
3.	934	Jamie Howard (459 comp., 6,158 yards)	1992-95
4.	797	JaMarcus Russell (493 comp., 6,625 yards)	2004-06
5.	716	Herb Tyler (434 comp., 5,876 yards)	1995-98
6.	678	Jordan Jefferson (397 comp., 4,733 yards)	2008-11
7.	659	Zach Mettenberger (407 comp., 5,783 yards)	2011-13
8.	623	Josh Booty (307 comp., 3,951 yards)	1999-2000
9.	615	Alan Risher (381 comp., 4,585 yards)	1980-82
10.	565	Jarrett Lee (317 comp., 3,949 yards)	2008-11
--	503	Joe Burrow (319 comp., 4,414 yards)	2018-Present

COMPLETIONS

CAREER			
1.	674	Tommy Hodson (1,163 atts., 9,115 yards)	1986-89
2.	587	Jeff Wickersham (1,005 atts., 6,921 yards)	1982-85
3.	493	JaMarcus Russell (797 atts., 6,625 yards)	2004-06
4.	459	Jamie Howard (934 atts., 6,158 yards)	1992-95
5.	434	Herb Tyler (715 atts., 5,876 yards)	1995-98
6.	407	Zach Mettenberger (659 atts., 5,783 yards)	2011-13
7.	397	Jordan Jefferson (678 atts., 4,733 yards)	2008-11
8.	381	Alan Risher (615 atts., 4,585 yards)	1980-82
9.	325	Danny Etling (544 att., 4,586 yards)	2016-17
10	319	Joe Burrow (503 atts., 4,414 yards)	2018-Present

PASSING YARDS GAINED

CAREER			
1.	9,115	Tommy Hodson (674-1,163)	1986-89
2.	6,921	Jeff Wickersham (587-1,005)	1982-85
3.	6,625	JaMarcus Russell (493-797)	2004-06
4.	6,158	Jamie Howard (459-934)	1992-95
5.	5,876	Herb Tyler (434-715)	1995-98
6.	5,783	Zach Mettenberger (407-659)	2011-13
7.	4,733	Jordan Jefferson (397-678)	2008-11
8.	4,586	Danny Etling (325-544)	2016-17
9.	4,585	Alan Risher (381-615)	1980-82
10.	4,415	Rohan Davey (286-478)	1998-2001
--	4,414	Joe Burrow (319-503)	2018-Present

TOUCHDOWN PASSES

CAREER			
1.	69	Tommy Hodson	1986-89
2.	52	JaMarcus Russell	2004-06
3.	40	Herb Tyler	1995-98
4.	37	Matt Mauck	2001-03
5.	35	Zach Mettenberger	2011-13
6.	34	Jamie Howard	1992-95
	34	Jordan Jefferson	2008-11
8.	33	Joe Burrow	2018-Present
9.	32	Jarrett Lee	2008-11
10.	31	Matt Flynn	2004-07
	31	Alan Risher	1980-82

TOUCHDOWN PASSES SEASON

1.	28	JaMarcus Russell	2006
	28	Matt Mauck	2003
2.	22	Zach Mettenberger	2013
	22	Tommy Hodson	1989
5.	21	Matt Flynn	2007
6	19	Tommy Hodson	1986
7.	18	Rohan Davey	2001
	18	Herb Tyler	1998
9.	17	Joe Burrow	2019
	17	Josh Booty	2000
	17	Jordan Jefferson	2009

300-YARD PASSING GAMES

CAREER			
1.	7	Rohan Davey	1998-2001
2.	5	Joe Burrow	2018-present
2.	3	Zach Mettenberger	2011-13
	3	Jamie Howard	1992-95
5.	2	Danny Etling	2016-17
	2	Matt Flynn	2004-07
	2	JaMarcus Russell	2004-06
	2	Matt Mauck	2001-03
	2	Tommy Hodson	1986-89
	2	Jeff Wickersham	1982-85

CONSECUTIVE 300-YARD PASSING GAMES

1.	3	Joe Burrow	2019
		471 at #9 Texas, 373 vs. Northwestern St., 398 at Vanderbilt	
	3	Rohan Davey	2001
		528 at Alabama, 318 vs. Middle Tennessee	
		359 vs. #24 Arkansas	
3.	2	Zach Mettenberger	2013
		(372 at #9 Georgia, 340 at Mississippi State	
	2	Matt Flynn	2007
		319 vs. #18 Auburn, 353 at #17 Alabama	
	2	Tommy Hodson	1989
		438 vs. #11 Tennessee, 381 at Ole Miss	
	2	Jeff Wickersham	1983
		344 vs. #19 Alabama, 368 vs. Mississippi State	

CONSECUTIVE COMPLETIONS

1.	14	JaMarcus Russell (vs. Mississippi State)	2006
	14	Matt Mauck (vs. Louisiana Tech)	2003
	14	Chad Loup (vs. Arkansas)	1993
4.	12	Joe Burrow (at Vanderbilt)	2019
	12	Zach Mettenberger (at Mississippi State)	2013
	12	Tommy Hodson (at Tennessee)	1988
	12	Jeff Wickersham (at Tulane)	1985
	12	Alan Risher (vs. Rice)	1981
9.	11	Joe Burrow (at Texas)	2019
	11	Danny Etling (vs. BYU)	2017
	11	Rohan Davey (vs. Western Carolina)	2000

LSU'S ALL-TIME STARTING QUARTERBACK CAREER RECORD (SINCE 1957)

YEARS	QB	CAREER RECORD BY WINS
1986-89	Tommy Hodson	31-14-1
1995-98	Herb Tyler	27-11
2004-06	JaMarcus Russell	26-4
1957-59	Warren Rabb	25-7
2008-11	Jordan Jefferson	24-8
1983-85	Jeff Wickersham	21-12-2
1960-62	Jimmy Field	20-6-2
2011-13	Zach Mettenberger	19-6
2001-03	Matt Mauck	18-2
1980-82	Alan Risher	17-14-2
2016-17	Danny Etling	16-7
2018-pres.	Joe Burrow	14-3
2008-11	Jarrett Lee	14-4
1977-79	David Woodley	14-7
1963-65	Pat Screen	13-3-1
1970-72	Bert Jones	12-4-1
1999-01	Rohan Davey	12-5
1992-95	Jamie Howard	12-19-1
2004-07	Matt Flynn	11-2
1967-69	Mike Hillman	11-2
1966-68	Fred Haynes	11-5-1
1976-79	Steve Ensminger	11-6

PLAYS CAREER

1.	1,307	Tommy Hodson	1986-89
		(144 rush, 1,163 pass)	
2.	1,181	Jeff Wickersham	1982-85
		(176 rush, 1,005 pass)	
3.	1,063	Jamie Howard	1992-95
		(129 rush, 934 pass)	
4.	1,037	Jordan Jefferson	2008-11
		(359 rush, 678 pass)	
5.	1,006	Herb Tyler	1995-98
		(291 rush, 715 pass)	
6.	992	Alan Risher	1980-82
		(377 rush, 615 pass)	
7.	936	JaMarcus Russell	2004-06
		(139 rush, 797 pass)	
8.	884	Dalton Hilliard	1982-85
		(882 rush, 2 pass)	
9.	859	Kevin Faulk	1995-98
		(856 rush, 3 pass)	
10.	857	Charles Alexander	1975-78
		(855 rush, 2 pass)	
--	650	Joe Burrow	2018-Present
		(147 rush, 503 pass)	

TOTAL YARDS

CAREER			
1.	8,938	Tommy Hodson	1986-89
		(-177 rush, 9,115 pass)	
2.	6,705	Jeff Wickersham	1982-85
		(-216 rush, 6,921 pass)	
3.	6,704	JaMarcus Russell	2004-06
		(79 rush, 6,625 pass)	
4.	6,654	Herb Tyler	1995-98
		(778 rush, 5,876 pass)	
5.	6,010	Jamie Howard	1992-95
		(-148 rush, 6,158 pass)	
6.	5,751	Jordan Jefferson	2008-11
		(1,018 rush, 4,733 pass)	
7.	5,470	Zach Mettenberger	2011-13
		(-313 rush, 5,783 pass)	
8.	4,833	Joe Burrow	2018-Present
		(419 rush, 4,414 pass)	
9.	5,127	Alan Risher	1980-82
		(542 rush, 4,585 pass)	
10.	4,760	Danny Etling	2016-17
		(174 rush, 4,586 pass)	

MOST TOUCHDOWNS RESPONSIBLE FOR

CAREER			
1.	71	Tommy Hodson (2 rush, 69 pass)	1986-89
2.	63	Herb Tyler (23 rush, 40 pass)	1995-98
3.	56	JaMarcus Russell (4 rush, 52 pass)	2004-06
4.	53	Kevin Faulk (46 rush, 4 rec, 2 PR, 1 KOR)	1995-98
5.	50	Dalton Hilliard (44 rush, 6 rec)	1982-85
6.	46	Jordan Jefferson (12 rush, 34 pass)	2008-11
7.	44	Alan Risher (13 rush, 31 pass)	1980-82
8.	42	Leonard Fournette (40 rush, 1 rec, 1 KOR)	2014-16
9.	41	Joe Burrow (8 rush, 33 pass)	2018-Present
10.	40	Matt Mauck (5 rush, 35 pass)	2001-03
	40	Charles Alexander (40 rush)	1975-78

COMPLETION PERCENTAGE SEASON (MIN. 50 ATTS.)

1.	80.6	Joe Burrow (100-124)	2019
2.	68.0	Ryan Perrilloux (51-75)	2007
3.	67.8	JaMarcus Russell (232-342)	2006
4.	65.2	Herb Tyler (45-69)	1995
5.	64.9	Zach Mettenberger (192-296)	2013
6.	64.4	Rohan Davey (38-59)	2000
7.	64.0	Nelson Stokley (32-50)	1965
8.	63.9	Matt Mauck (229-358)	2003
9.	63.7	Alan Risher (149-234)	1982
10.	63.0	Alan Risher (150-238)	1981
	63.0	Marcus Randall (102-162)	2004

## THE LAST MEETING

Utah State 14

LSU 31

September 8, 2001 • Tiger Stadium • Baton Rouge, La.

## Toefield Carries Tigers Past Utah State

LaBrandon Toefield had a career best performance, carrying the ball 27 times for 183 yards and four touchdowns as the Tigers defeated Utah State, 31-14, to improve to 2-0 for the sixth-consecutive year. The sopho- more capped a three-touchdown first half with a 70-yard scamper to give the Tigers a 24-7 halftime lead. He ended his near-flaw- less evening with a 4-yard run early in the fourth quarter to help the Tigers to the final margin of victory. Josh Reed chipped in with five receptions for 124 yards, posting his sec- ond 100-yard game in as many weeks and his ninth overall at LSU while quarterback Rohan Davey completed 13-of-24 passes for 221 yards. Defensive back Randall Gay had a sack, forced a fumble and recorded his first career interception.

## STATISTICAL COMPARISON (2019)

Category	LSU	Utah St.	CONF. (FBS) RANKING	
			LSU	Utah St.
Record:	4-0	3-1		
Conference:	1-0	2-0		
3rd Down Conversion:	.542	.500	1(6)	3(17)
Opp. 3rd Down Conversion:	.344	.395	8(48)	9(81)
4th Down Conversion	1.000	.500	1(1)	5(63)
4th Down Conversion Defense	.286	.333	2(21)	5(25)
Fewest Penalties	23.0	26.0	2(27)	7(48)
Fewest Penalty Yards	244.0	224.0	3(60)	7(49)
1st Down Defense	70.0	82.0	3(22)	5(42)
1st Down Offense	107.0	106.0	8(35)	3(39)
Kickoff Return Defense	14.50	19.63	2(9)	4(52)
Kickoff Returns	28.80	34.57	1(8)	1(1)
Net Punting	44.09	33.50	4(8)	11(124)
Passing Offense	431.8	326.3	1(2)	2(12)
Passing Yards Allowed	223.5	263.5	7(69)	9(103)
Punt Returns	15.08	17.50	6(23)	2(15)
Punt Return Defense	6.50	8.00	6(62)	8(73)
Red Zone Offense	1.000	.667	1(1)	11(119)
Red Zone Defense	.636	.769	3(10)	4(40)
Rushing Defense	96.5	114.0	5(24)	5(35)
Rushing Offense	131.8	206.8	13(93)	3(35)
Sacks Allowed	1.75	0.75	6(58)	3(6)
Scoring Defense	23.3	21.5	7(49)	5(43)
Scoring Offense	57.8	38.5	1(1)	1(19)
Passing Efficiency	208.84	139.32	2(3)	5(67)
Passing Efficiency Defense	123.88	122.65	9(50)	4(46)
Sacks	2.75	2.00	5(29)	5(74)
Tackles for Loss	6.3	7.0	7(59)	4(34)
Time of Possession	27:51	26:43	13(104)	12(119)
Total Defense	320.0	377.5	5(32)	5(57)
Total Offense	563.5	533.0	1(3)	1(9)
Turnover Margin	0	-2	9(65)	6(97)
Turnovers Gained	4	6	13(104)	6(62)
Turnovers Lost	4	8	2(15)	7(83)

**Series Notes:** LSU and Utah State will meet for the 3rd time with the Tigers holding a 2-0-0 advantage in the series. The first meeting came in 1993 in Baton Rouge as LSU came out victorious 38-17. The next time the Tigers and Aggies met was in 2001, when the 13th ranked Tigers claimed the victory over the Aggies by a final of 31-14. This year's match up will feature multiple LSU coaches who spent time also coaching the Aggies. Defensive Coordinator, Dave Aranda held the same position for the Aggies for the 2012 season before taking the Defensive Coordinator job at Wisconsin. Safeties coach, Bill Busch made two stops during his coaching career in Logan, coaching the safeties from 2001-2003, and then returning in 2009 as the Defensive Coordinator where he would remain until 2012. Defensive Backs coach, Corey Raymond made a stop in Logan, coaching the corners from 2009-2010. For Utah State, Safeties coach Mike Caputo will be returning to Tiger Stadium where he worked as a Defensive Graduate Assistant for the Tigers from 2017-2018.

## The Series: LSU Leads 2-0

Year	Results	Rankings	Date (Site)
1993	LSU, 38-17	NR/NR	Oct. 2 at Baton Rouge
2001	LSU, 31-14	#13/NR	Sept. 8 at Baton Rouge

at Baton Rouge: LSU leads 2-0  
at Logan: 0-0  
Ed Orgeron vs. Utah State: First Meeting

LSU GAME-BY-GAME STARTERS

		<b>FB</b>		<b>TB</b>			
		Carter 4		E. Helaire 4			
				<b>QB</b>		<b>WR</b>	
				Burrow 17		Chase 10 Dillon 9 Marshall Jr. 5	
<b>WR</b>		<b>TE</b>		<b>RT</b>		<b>RG</b>	
Jefferson 16 Sullivan 9 Stevens 1		Moss 3 Pettigrew 2 Carter 1 Washington 1 Sullivan 1		Deculus 15 Magee 2 Charles 1 Traore 1		Lewis 17 Ingram 12 Charles 1	
				<b>C</b>		<b>LG</b>	
				Cushenberry 17		Magee 7 Hines 1	
						<b>LT</b>	
						Charles 19 Traore 2 Deculus 1 Magee 1 Rosenthal 1	
<b>LCB</b>		<b>LE</b>		<b>NT</b>		<b>RE</b>	
Fulton 14		Logan 12 Fehoko 2 Farrell 1 Thomas 1		Fehoko 6 Shelvin 3 Evans 1		Lawrence 25 Logan 2 Fehoko 2	
		<b>ROVER</b>		<b>MLB</b>		<b>MLB</b>	
		Stevens 2 Queen 2		Anthony 4 Queen 3 Divinity 1 Clark 2		Phillips 14 Baskerville 1 Thornton 1	
						<b>OLB</b>	
						Divinity 13 Chaisson 6 Thornton 3 Anthony 1	
<b>Nickel</b>		<b>S</b>		<b>S</b>		<b>Dime</b>	
Vincent Jr. 9 Stevens 1		Delpit 27 Monroe 1		Stevens 5 Harris Jr. 2 Vincent Jr. 2			

(Games Played/Starts)	'16	'17	'18	'19	Total	Consecutive Starts
Andre Anthony, LB	--	--	13/3	4/2	17/5	2
Avery Atkins, PK	--	--	13/0	4/0	17/0	-
Micah Baskerville, LB	--	--	8/1	2/0	10/1	-
Anthony Bradford, OL	--	--	--	2/0	2/0	-
Myles Brennan, QB	--	6/0	1/0	3/0	10/0	-
Marcel Brooks, S	--	--	--	2/0	2/0	-
Colby Brunet, WR	--	--	9/0	3/0	12/0	-
Joe Burrow, QB	--	--	13/13	4/4	17/17	17
Donavaughn Campbell, OL	4/0	1/0	3/1	3/0	11/1	-
Tory Carter, FB	--	12/1	12/4	3/0	27/5	-
Ja'Marr Chase, WR	--	--	13/7	3/3	16/10	1
K'Lavon Chaisson, LB	--	12/3	1/1	2/2	15/6	-
Saahdiq Charles, OL	--	13/9	10/10	2/2	25/21	1
Damone Clark, LB	--	--	13/0	4/2	17/2	-
Jarell Cherry, LB	--	--	1/0	3/0	4/0	-
Lloyd Cole, CB	--	--	--	4/0	4/0	-
Cade Comeaux, DB	--	--	--	1/0	1/0	-
Davin Cotton, DT	--	--	2/0	--	2/0	-
Chris Curry, RB	--	--	4/0	3/0	7/0	-
Lloyd Cushenberry II, C	--	11/0	13/13	4/4	28/17	17
Tyrion Davis-Price, RB	--	--	--	4/0	4/0	-
Austin Deculus, OL	--	13/0	13/12	4/4	30/16	16
Grant Delpit S	--	13/10	13/13	4/4	30/27	18
Derrick Dillon, WR	8/0	13/3	13/5	4/1	38/9	-
Michael Divinity Jr., LB	9/0	11/1	12/11	2/2	34/14	1
Clyde Edwards-Helaire, RB	--	13/0	13/0	4/4	30/4	4
John Emery Jr., RB	--	--	--	3/0	3/0	-
Joseph Evans, DL	--	--	--	2/1	2/1	1
Neil Farrel Jr., DE	--	5/0	10/0	4/1	19/1	-
Breiden Fehoko, DL	--	--	8/8	4/2	12/10	2
Blake Ferguson, SNP	2/0	13/0	13/0	4/0	32/0	-
Cordale Flott, CB	--	--	--	4/0	4/0	-
Evan Francioni, WR	--	--	--	1/0	1/0	-
Kristian Fulton, DB	3/0	--	10/10	4/4	17/14	4
Maurice Hampton Jr., S	--	--	--	--	3/0	3/0 -
Todd Harris Jr., S	--	13/0	11/1	3/1	27/2	-
Chasen Hines, OL	--	--	8/1	3/0	11/1	-
Brandon Hubicz, TE	--	--	--	1/0	1/0	-
Siaki Ika, DT	--	--	--	1/0	1/0	-
Ed Ingram, OL	--	13/12	--	--	--	-
Justin Jefferson, WR	--	6/0	13/12	4/4	23/16	9
Jaray Jenkins, WR	--	--	--	2/0	2/0	-
Nelson Jenkins, DT	--	--	1/0	--	1/0	-
Raydarius Jones, CB	--	--	--	3/0	3/0	-

(Games Played/Starts)	'16	'17	'18	'19	Total	Consecutive Starts
Kenan Jones, WR	--	--	13/0	2/0	15/0	-
Jontre Kirklın, CB	--	12/0	12/0	4/0	28/0	-
Rashard Lawrence, DE	9/0	10/10	13/13	2/2	34/25	-
Devonta Lee, WR	--	--	--	3/0	3/0	-
Cameron Lewis, S	--	2/0	3/0	4/0	9/0	-
Damien Lewis, OG	--	--	13/13	4/4	17/17	17
Glen Logan, DE	--	12/2	13/10	2/2	27/14	-
Adrian Magee, OG	3/0	12/1	10/4	4/4	28/9	4
Terrace Marshall Jr., WR	--	--	13/1	4/4	17/5	5
Kendall McCallum, LB	--	--	--	2/0	2/0	-
TK McLendon, TE	--	--	--	3/0	3/0	-
Racey McMath, WR	--	2/0	12/0	3/0	17/0	-
Wesley McKoy, WR	--	--	1/0	--	1/0	-
Aaron Moffitt, TE	--	--	--	3/0	3/0	-
Eric Monroe, DB	1/0	13/1	4/0	4/0	22/1	-
Derian Moore, S	--	--	--	1/0	1/0	-
Travez Moore, LB	--	--	3/0	2/0	5/0	-
Thaddeus Moss, TE	--	--	--	3/3	3/3	1
Manny Netherly, DB	--	1/0	11/0	--	12/0	-
Trey Palmer, WR	--	--	--	3/0	3/0	-
Jamal Pettigrew, TE	--	13/2	--	4/0	17/2	-
Jacob Phillips, LB	--	12/0	12/11	4/4	28/15	4
Tae Provens, RB	--	--	2/0	--	2/0	-
Patrick Queen, LB	--	12/0	13/4	4/1	29/5	1
Dare Rosenthal, OT	--	--	--	2/1	2/1	-
Jakori Savage, OL	--	11/0	7/0	3/0	21/0	-
Tyler Shelvin, DT	--	--	6/0	4/3	10/3	-
Quentin Skinner, LS	--	--	--	1/0	1/0	-
Jared Small, LB	--	--	4/0	3/0	7/0	-
Carlton Smith, LB	--	--	--	3/0	3/0	-
Donte Starks, LB	--	--	--	1/0	1/0	-
JaCoby Stevens, S	--	6/1	11/4	4/4	21/9	8
Derek Singley Jr., CB	--	--	--	4/4	4/4	4
Stephen Sullivan, WR	8/0	13/8	13/1	3/1	37/10	-
Justin Thomas, DE	--	2/0	5/0	2/1	9/1	1
Ray Thornton, LB	--	6/2	12/2	4/0	22/4	-
Badara Traore, OT	--	--	13/2	4/1	17/3	-
Charles Turner, OL	--	--	--	2/0	2/0	-
Kary Vincent Jr., CB	--	11/3	13/7	4/2	28/12	-
Zach Von Rosenberg, P	--	--	11/0	13/0	4/0	28/0 -
Jay Ward, CB	--	--	--	2/0	2/0	-
Cameron Wire, OT	--	--	--	1/0	1/0	-
Cade York, K	--	--	--	4/0	4/0	-



# GAME-BY-GAME PARTICIPATION

##	PLAYER	GP/GS	GS	TEXAS	NSU	VANDY	USU	UF	MSU	AUB	UA	OM	ARK	TAMU
22	Clyde Ed.-Helaire	4/4	START	START	START	START								
46	Andre Anthony	4/2	XXX	XXX	START	START								
32	Avery Atkins	4/-	XXX	XXX	XXX	XXX								
23	Micah Baskerville	2/-	...	...	XXX	XXX								
75	Anthony Bradford	2/-	...	...	XXX	XXX								
15	Myles Brennan	3/-	XXX	...	XXX	XXX								
9	Marcel Brooks	2/-	...	XXX	...	XXX								
89	Colby Brunet	3/-	XXX	XXX	XXX	...								
9	Joe Burrow	4/4	START	START	START	START								
71	Donavaughn Campbell	3/-	XXX	...	XXX	XXX								
44	Tory Carter	3/-	XXX	XXX	XXX	...								
18	K'Lavon Chaisson	2/2	START	START	...	...								
77	Saahdiq Charles	2/2	...	START	...	START								
1	Ja'Marr Chase	3/3	START	START	...	START								
55	Jarell Cherry	3/-	XXX	...	XXX	XXX								
35	Damone Clark	4/2	START	XXX	START	XXX								
3	Lloyd Cole	4/-	XXX	XXX	XXX	XXX								
30	Cade Comeaux	1/-	...	...	XXX	...								
2	Chris Curry	3/-	XXX	XXX	...	XXX								
79	Lloyd Cushenberry	4/4	START	START	START	START								
3	Ty Davis-Price	4/-	XXX	XXX	XXX	XXX								
76	Austin Deculus	4/4	START	START	START	START								
7	Grant Delpit	4/4	START	START	START	START								
19	Derrick Dillon	4/1	XXX	XXX	START	XXX								
45	Michael Divinity	2/2	...	START	...	START								
4	John Emery	3/-	XXX	...	XXX	XXX								
94	Joseph Evans	3/1	XXX	...	XXX	START								
92	Neil Farrell	4/1	XXX	XXX	START	XXX								
4	Hunter Faust	1/-	...	...	XXX	...								
91	Breiden Fehoko	4/2	XXX	XXX	START	START								
48	Blake Ferguson	4/-	XXX	XXX	XXX	XXX								
25	Cordale Flott	4/-	XXX	XXX	XXX	XXX								
27	Lanard Fournette	4/-	XXX	XXX	XXX	XXX								
87	Evan Francioni	1/-	...	...	XXX	...								
1	Kristian Fulton	4/4	START	START	START	START								
14	Maurice Hampton	3/-	XXX	...	XXX	XXX								
4S	Todd Harris	3/1	START	XXX	XXX	...								
57	Chasen Hines	3/-	XXX	...	XXX	XXX								
82	Brandon Hubicz	1/-	...	...	XXX	...								
62	Siaki Ika	2/-	XXX	...	XXX	...								
2	Just. Jefferson	4/4	START	START	START	START								
83	Jaray Jenkins	3/-	XXX	...	XXX	XXX								
21	Kenan Jones	2/-	...	XXX	XXX	...								
29	Ray Jones	3/-	XXX	...	XXX	XXX								
13	Jontre Kirklin	4/-	XXX	XXX	XXX	XXX								
90	Rashard Lawrence	2/2	START	START	...	...								
5	Devonta Lee	3/-	XXX	XXX	XXX	...								
31	Cameron Lewis	4/-	XXX	XXX	XXX	XXX								
68	Damien Lewis	4/4	START	START	START	START								
97	Glen Logan	2/2	START	START	...	...								
73	Adrian Magee	4/4	START	START	START	START								
6	Terrace Marshall	4/4	START	START	START	START								
86	Michael Martin	1/-	XXX	...	...	...								
26	Kendall McCallum	2/-	XXX	...	XXX	...								
84	TK McLendon	3/-	XXX	XXX	...	XXX								
17	Racey McMath	3/-	XXX	XXX	...	XXX								
42	Aaron Moffitt	4/-	XXX	XXX	XXX	XXX								
11	Eric Monroe	4/-	XXX	XXX	XXX	XXX								
3	Derian Moore	1/-	...	...	XXX	...								
49	Travez Moore	2/-	...	...	XXX	XXX								
81	Thaddeus Moss	3/3	START	START	...	START								
33	Trey Palmer	3/-	XXX	...	XXX	XXX								
80	Jamal Pettigrew	4/-	XXX	XXX	XXX	XXX								
6	Jacob Phillips	4/4	START	START	START	START								
8	Patrick Queen	4/1	XXX	XXX	XXX	START								
38	Zach Von Rosenberg	4/-	XXX	XXX	XXX	XXX								
51	Dare Rosenthal	3/1	XXX	...	START	XXX								
65	Jakori Savage	3/-	XXX	XXX	XXX	...								
72	Tyler Shelvin	4/3	START	START	START	XXX								
4	Quentin Skinner	1/-	...	...	XXX	...								
58	Jared Small	3/-	XXX	XXX	XXX	...								
41	Carlton Smith	3/-	XXX	XXX	XXX	...								
12	Donte Starks	1/-	...	...	XXX	...								
3	JaCoby Stevens	4/4	START	START	START	START								
24	Derek Stingley	4/4	START	START	START	START								
10	Steph. Sullivan	4/1	XXX	XXX	START	XXX								
93	Justin Thomas	2/1	...	XXX	...	START								
43	Ray Thornton	4/-	XXX	XXX	XXX	XXX								
74	Badara Traore	4/1	START	XXX	XXX	XXX								
69	Charles Turner	3/-	XXX	...	XXX	XXX								
5	Kary Vincent	4/2	XXX	START	START	XXX								
16	Jay Ward	2/-	...	...	XXX	XXX								
61	Cameron Wire	2/-	XXX	...	XXX	...								
36	Cade York	4/-	XXX	XXX	XXX	XXX								

## GAME-BY-GAME NOTABLES

Opponent	Captains	Coin Toss	Kickoff/Receive	LSU 1st Poss.	Game Time (CT)	Game Length	Jerseys	Result
vs. Ga. Southern	Burrow, McMath, Chaisson, Cushenberry III	Loss	Receive	Touchdown	6:32 pm	3:02	White	55-3 (W)
at Texas	Vincent Jr., Burrow, Delpit, Lewis	Won	Kickoff	Field Goal	6:44 pm	3:46	White	45-38 (W)
vs. NSU	Traore, Fehoko, Fournette, Sullivan	Won	Kickoff	Field Goal	6:39 pm	3:23	Purple	65-14 (W)
at Vanderbilt	Phillips, Stevens, Burrow, Ferguson	Won	Kickoff	Touchdown	11:03 am	4:02	Purple	66-38 (W)
vs. Utah St.								
vs. Florida								
at Mississippi St.								
vs. Auburn								
at Alabama								
at Ole Miss								
vs. Arkansas								
vs. Texas A&M								

## 2019 OFFENSIVE GAME-BY-GAME STARTERS

[illegible]

## 2019 DEFENSIVE GAME-BY-GAME STARTERS

[illegible]

## LSU'S 20-YARD PLAYS

### Play Breakdown

Pass.....	28
Rush.....	4
TOTAL.....	32

### BY GAME

vs. Georgia Southern .....	3
at Texas .....	9
vs. Northwestern St. ....	8
at Vanderbilt .....	12
vs. Utah State .....	0
vs. Florida.....	0
at Mississippi State .....	0
vs. Auburn .....	0
at Alabama.....	0
at Ole Miss .....	0
vs. Arkansas .....	0
vs. Texas A&M .....	0
TOTAL.....	0

### BY QUARTER

1st .....	9
2nd .....	11
3rd .....	7
4th .....	5
Overtime.....	0

### RUSHING

Clyde Edwards-Helaire .....	3
John Emery Jr. ....	1

### PASSING

Joe Burrow .....	25
Myles Brennan.....	3

### RECEIVING

Ja'Marr Chase .....	8
Justin Jefferson .....	6
Terrace Marshall.....	6
Derrick Dillon.....	2
Thaddeus Moss .....	1
Jontre Kirklin .....	1
Jaray Jenkins .....	1
Devonta Lee .....	1
Stephen Sullivan .....	1
Racey McMath .....	1

### 20 OR MORE TOUCHDOWNS

Ja'Marr Chase .....	4
Justin Jefferson .....	2

### 20-Plus Yards Plays of 2019

Yards	Type	Player	Opp.	Qtr.
65	Pass	Jontre Kirklin from Joe Burrow	NSU	3
64	Pass	Ja'Marr Chase from Joe Burrow*	VU	1
61	Pass	Justin Jefferson from Joe Burrow*	UT	4
51	Pass	Ja'Marr Chase from Joe Burrow*	VU	2
48	Pass	Justin Jefferson from Joe Burrow	NSU	3
46	Rush	Clyde Edwards-Helaire for a First Down	VU	1
44	Pass	Justin Jefferson from Joe Burrow	GS	1
44	Pass	Thaddeus Moss from Joe Burrow	GS	2
41	Pass	Ja'Marr Chase from Joe Burrow	UT	3
38	Pass	Terrace Marshall from Joe Burrow	UT	1
35	Pass	Jaray Jenkins from Myles Brennan	NSU	4
32	Pass	Derrick Dillon from Joe Burrow	GS	3
30	Pass	Stephen Sullivan from Joe Burrow	VU	2
29	Pass	Terrace Marshall from Joe Burrow	VU	1
28	Pass	Ja'Marr Chase from Joe Burrow	VU	2
28	Pass	Devonta Lee from Myles Brennan	NSU	4
28	Pass	Justin Jefferson from Joe Burrow	NSU	2
26	Pass	Derrick Dillon from Joe Burrow	NSU	2
26	Pass	Ja'Marr Chase from Joe Burrow*	UT	3
26	Pass	Terrace Marshall from Joe Burrow	UT	3
25	Rush	Clyde Edwards-Helaire for a First Down	VU	3
25	Pass	Ja'Marr Chase from Joe Burrow*	VU	1
24	Run	Clyde Edwards-Helaire for a First Down	UT	2
23	Pass	Terrace Marshall from Joe Burrow	UT	2
21	Rush	John Emery Jr. for a First Down	VU	4
21	Pass	Terrace Marshall from Joe Burrow	NSU	1
21	Pass	Justin Jefferson from Joe Burrow	NSU	2
21	Pass	Justin Jefferson from Joe Burrow*	UT	2
20	Pass	Racey McMath from Myles Brennan	VU	4
20	Pass	Terrace Marshall from Joe Burrow	VU	1
20	Pass	Ja'Marr Chase from Joe Burrow	VU	1
20	Pass	Ja'Marr Chase from Joe Burrow	UT	2

\*Denotes play resulted in touchdown.



## LSU TEAM GAME HIGHS

Rushes	36	at Vanderbilt (Sep 21, 2019)
Yards Rushing	181	at Vanderbilt (Sep 21, 2019)
Yards Per Rush	5.0	at Vanderbilt (Sep 21, 2019)
TD Rushes	6	vs Northwestern St. (Sep 14, 2019)
Pass attempts	39	vs Georgia Southern (Aug 31, 2019)
		at Texas (Sep 07, 2019)
Pass completions	31	at Texas (Sep 07, 2019)
Yards Passing	488	vs Northwestern St. (Sep 14, 2019)
Yards Per Pass	14.8	vs Northwestern St. (Sep 14, 2019)
TD Passes	6	at Vanderbilt (Sep 21, 2019)
Total Plays	74	at Vanderbilt (Sep 21, 2019)
Total Offense	610	vs Northwestern St. (Sep 14, 2019)
Yards Per Play	9.0	vs Northwestern St. (Sep 14, 2019)
Points	66	at Vanderbilt (Sep 21, 2019)
Sacks By	5	at Texas (Sep 07, 2019)
First Downs	31	vs Northwestern St. (Sep 14, 2019)
Penalties	7	vs Georgia Southern (Aug 31, 2019)
Penalty Yards	70	vs Georgia Southern (Aug 31, 2019)
Turnovers	2	at Vanderbilt (Sep 21, 2019)
Interceptions By	2	at Vanderbilt (Sep 21, 2019)
Punts	5	at Vanderbilt (Sep 21, 2019)
Punting Avg	51.7	vs Georgia Southern (Aug 31, 2019)
Long Punt	56	at Vanderbilt (Sep 21, 2019)
Punts inside 20	3	vs Georgia Southern (Aug 31, 2019)
Long Punt Return	54	vs Northwestern St. (Sep 14, 2019)

## LSU INDIVIDUAL GAME HIGHS

Rushes	15	C. Ed.-Helaire at Texas (Sep 07, 2019)
Yards Rushing	106	C. Ed.-Helaire at Vanderbilt (Sep 21, 2019)
TD Rushes	2	Ty Davis-Price vs Northwestern St. (Sep 14, 2019)
		C. Ed.-Helaire vs Northwestern St. (Sep 14, 2019)
Long Rush	46	C. Ed.-Helaire at Vanderbilt (Sep 21, 2019)
Pass attempts	39	Joe Burrow at Texas (Sep 07, 2019)
Pass completions	31	Joe Burrow at Texas (Sep 07, 2019)
Yards Passing	471	Joe Burrow at Texas (Sep 07, 2019)
TD Passes	6	Joe Burrow at Vanderbilt (Sep 21, 2019)
Long Pass	65	Joe Burrow vs Northwestern St. (Sep 14, 2019)
Receptions	10	Ja'Marr Chase at Vanderbilt (Sep 21, 2019)
Yards Receiving	229	Ja'Marr Chase at Vanderbilt (Sep 21, 2019)
TD Receptions	4	Ja'Marr Chase at Vanderbilt (Sep 21, 2019)
Long Reception	65	Jontre Kirklin vs Northwestern St. (Sep 14, 2019)
Field Goals	3	Cade York at Texas (Sep 07, 2019)
Long Field Goal	48	Cade York vs Georgia Southern (Aug 31, 2019)
Punts	5	Von Rosenberg at Vanderbilt (Sep 21, 2019)
Punting Avg	51.7	Von Rosenberg vs Georgia Southern (Aug 31, 2019)
Long Punt	56	Z.Von Rosenberg at Vanderbilt (Sep 21, 2019)
Punts inside 20	3	Von Rosenberg vs Georgia Southern (Aug 31, 2019)
Long Punt Return	54	Trey Palmer vs Northwestern St. (Sep 14, 2019)
Long Kickoff Return	46	M. Baskerville at Vanderbilt (Sep 21, 2019)
Tackles	10	Jacob Phillips vs Georgia Southern (Aug 31, 2019)
		M. Divinity at Texas (Sep 07, 2019)
		Jacob Phillips at Vanderbilt (Sep 21, 2019)
Sacks	1.5	Damone Clark at Vanderbilt (Sep 21, 2019)
Tackles For Loss	3.0	Jacob Phillips at Vanderbilt (Sep 21, 2019)
Interceptions	1	JaCoby Stevens at Vanderbilt (Sep 21, 2019)
		Derek Stingley at Vanderbilt (Sep 21, 2019)

## OPPONENT TEAM GAME HIGHS

Rushes	39	vs Georgia Southern (Aug 31, 2019)
Yards Rushing	145	at Vanderbilt (Sep 21, 2019)
Yards Per Rush	4.3	at Vanderbilt (Sep 21, 2019)
TD Rushes	2	at Vanderbilt (Sep 21, 2019)
Pass attempts	48	at Texas (Sep 07, 2019)
Pass completions	32	at Texas (Sep 07, 2019)
Yards Passing	409	at Texas (Sep 07, 2019)
Yards Per Pass	8.5	at Texas (Sep 07, 2019)
TD Passes	4	at Texas (Sep 07, 2019)
Total Plays	85	at Texas (Sep 07, 2019)
Total Offense	530	at Texas (Sep 07, 2019)
Yards Per Play	6.2	at Texas (Sep 07, 2019)
Points	38	at Texas (Sep 07, 2019)
		at Vanderbilt (Sep 21, 2019)
Sacks By	4	at Texas (Sep 07, 2019)
First Downs	30	at Texas (Sep 07, 2019)
Penalties	6	at Texas (Sep 07, 2019)
Penalty Yards	50	at Texas (Sep 07, 2019)
Turnovers	2	vs Georgia Southern (Aug 31, 2019)
		at Vanderbilt (Sep 21, 2019)
Interceptions By	1	at Texas (Sep 07, 2019)
		vs Northwestern St. (Sep 14, 2019)
		at Vanderbilt (Sep 21, 2019)
Punts	9	vs Georgia Southern (Aug 31, 2019)
Punting Avg	44.0	vs Georgia Southern (Aug 31, 2019)
		at Texas (Sep 07, 2019)
Long Punt	74	vs Georgia Southern (Aug 31, 2019)
Punts inside 20	2	vs Georgia Southern (Aug 31, 2019)
Long Punt Return	11	at Vanderbilt (Sep 21, 2019)

## OPPONENT INDIVIDUAL GAME HIGHS

Rushes	20	Ke'Shawn Vaughn, at Vanderbilt (Sep 21, 2019)
Yards Rushing	130	Ke'Shawn Vaughn, at Vanderbilt (Sep 21, 2019)
TD Rushes	2	Ke'Shawn Vaughn, at Vanderbilt (Sep 21, 2019)
Long Rush	52	Ke'Shawn Vaughn, at Vanderbilt (Sep 21, 2019)
Pass attempts	47	Sam Ehlinger, at Texas (Sep 07, 2019)
Pass completions	31	Sam Ehlinger, at Texas (Sep 07, 2019)
Yards Passing	401	Sam Ehlinger, at Texas (Sep 07, 2019)
TD Passes	4	Sam Ehlinger, at Texas (Sep 07, 2019)
Long Pass	55	Sam Ehlinger, at Texas (Sep 07, 2019)
Receptions	12	Devin Duvernay, at Texas (Sep 07, 2019)
Yards Receiving	154	Devin Duvernay, at Texas (Sep 07, 2019)
TD Receptions	2	Devin Duvernay, at Texas (Sep 07, 2019)
Long Reception	55	Brennan Eagles, at Texas (Sep 07, 2019)
Field Goals	1	Tyler Bass, vs Georgia Southern (Aug 31, 2019)
		Cameron Dicker, at Texas (Sep 07, 2019)
		Ryley Guay, at Vanderbilt (Sep 21, 2019)
Long Field Goal	47	Tyler Bass, vs Georgia Southern (Aug 31, 2019)
		Cameron Dicker, at Texas (Sep 07, 2019)
Punts	9	Anthony Beck II, vs Georgia Southern (Aug 31, 2019)
Punting Avg	47.0	Harrison Smith, at Vanderbilt (Sep 21, 2019)
Long Punt	74	Anthony Beck II, vs Georgia Southern (Aug 31, 2019)
Punts inside 20	2	Anthony Beck II, vs Georgia Southern (Aug 31, 2019)
Long Punt Return	11	Justice Shelton-Mosley, at Vanderbilt (Sep 21, 2019)
Long Kickoff Return	16	Myles Ward, vs Northwestern St. (Sep 14, 2019)
Tackles	16	Rashad Byrd, vs Georgia Southern (Aug 31, 2019)
Sacks	2.0	B.J. Foster, at Texas (Sep 07, 2019)
Tackles For Loss	3.5	Rashad Byrd, vs Georgia Southern (Aug 31, 2019)
Interceptions	1	Joseph Ossai, at Texas (Sep 07, 2019)
		Dylan Wilson, vs Northwestern St. (Sep 14, 2019)
		Randall Haynie, at Vanderbilt (Sep 21, 2019)

DRIVE SUPERLATIVES

<b>Longest Drive</b>		<b>LSU</b>	<b>Opponents</b>
No. of Plays	11 vs. Texas (9/7/19) and Vanderbilt (9/21/19)		19 by Texas (9/7/19) results in Touchdown
By No. of Yards	90 vs. Vanderbilt (9/21/19) results in a TD		86 vs. Texas (9/7/19) results in Touchdown
By Time of Possession	4:58 vs. Texas (9/7/19) results in Field Goal		7:17 vs. Texas (9/7/19) results in Touchdown
<b>Shortest Drive</b>		<b>LSU</b>	<b>Opponents</b>
By No. of Plays	0 vs. Northwestern St. (9/14/19) and Vanderbilt (9/21/19)		0 vs. Vanderbilt (9/21/19) results in a TD
By No. of Yards	-10 vs. Vanderbilt (9/21/19) results in Halftime		0 by Georgia Southern, Northwestern St., and Vandy
By Time of Possession	0:00 vs. Northwestern St. (9/14/19) and Vanderbilt (9/21/19)		0:00 vs. Vanderbilt (9/21/19) results in a TD

SCORING DRIVE BREAKDOWN

Yardage	LSU		Opponent	
	TD	FG	TD	FG
No. Drive	2	-	2	-
Neg. Yards	-	-	-	-
0-9	1	-	-	-
10-19	-	1	-	-
20-29	2	-	-	-
30-39	3	-	-	-
40-49	-	1	-	2
50-59	4	5	-	1
60-69	4	1	1	-
70-79	12	1	8	-
80-89	1	-	1	-
90-99	1	-	-	-
TOTALS	30	9	12	8

GAME-OPENING DRIVES

	LSU			Opponent		
	PTS	1STS	YDS	PTS	1STS	YDS
Georgia Southern	7	3	75	0	0	4
at Texas	3	3	71	0	1	27
Northwestern State	3	4	57	0	3	40
at Vanderbilt	7	2	75	7	3	75
Utah State	-	-	-	-	-	-
Florida	-	-	-	-	-	-
at Mississippi State	-	-	-	-	-	-
Auburn	-	-	-	-	-	-
at Alabama	-	-	-	-	-	-
at Ole Miss	-	-	-	-	-	-
Arkansas	-	-	-	-	-	-
Texas A&M	-	-	-	-	-	-
TOTALS	-	-	-	-	-	-

LSU DRIVE CHARTS

GEORGIA SOUTHERN					
QTR	TIME	START	PL-YDS	TOP	RESULT
1	15:00	LSU 25	6 - 75	2:24	TD
1	10:23	GS 34	6 - 34	2:13	TD
1	6:59	LSU 48	10 - 52	3:50	TD
1	0:10	GS 26	5 - 26	2:00	TD
2	11:17	GS 25	4 - 25	1:19	TD
2	5:13	LSU 25	3 - 5	1:08	Punt
2	2:14	LSU 20	5 - 80	1:16	TD
3	13:24	LSU 35	7 - 44	2:36	FG
3	9:34	LSU 41	9 - 59	3:47	TD
3	3:33	LSU 23	6 - 17	2:25	Punt
4	14:47	GS 46	7 - 16	3:49	FG
4	7:02	LSU 13	5 - 30	4:08	Punt
4	0:33	LSU 19	1 - 1	0:33	Final

THREE AND OUTS

	LSU		Opponents	
	THREE AND OUTS/DRIVES		THREE AND OUTS/DRIVES	
Georgia Southern	1/13 (7.7%)		8/13 (61.5%)	
at Texas	1/12 (8.3%)		1/12 (8.3%)	
Northwestern State	0/13 (0.0%)		6/13 (46.1%)	
at Vanderbilt	3/18 (16.7%)		7/18 (38.9%)	
Utah State	X/X (0.0%)		X/X (0.0%)	
Florida	X/X (0.0%)		X/X (0.0%)	
at Mississippi State	X/X (0.0%)		X/X (0.0%)	
Auburn	X/X (0.0%)		X/X (0.0%)	
at Alabama	X/X (0.0%)		X/X (0.0%)	
at Ole Miss	X/X (0.0%)		X/X (0.0%)	
Arkansas	X/X (0.0%)		X/X (0.0%)	
Texas A&M	X/X (0.0%)		X/X (0.0%)	
TOTALS	X/X (0.0%)		X/X (0.0%)	

SECOND-HALF OPENING DRIVES

	LSU			Opponent		
	PTS	1STS	YDS	PTS	1STS	YDS
Georgia Southern	3	2	44	0	0	1
at Texas	0	0	9	7	7	86
Northwestern State	7	2	74	0	0	5
at Vanderbilt	7	0	1	7	2	75
Utah State	-	-	-	-	-	-
Florida	-	-	-	-	-	-
at Mississippi State	-	-	-	-	-	-
Auburn	-	-	-	-	-	-
at Alabama	-	-	-	-	-	-
at Ole Miss	-	-	-	-	-	-
Arkansas	-	-	-	-	-	-
Texas A&M	-	-	-	-	-	-
TOTALS	-	-	-	-	-	-

OPPONENT DRIVE CHARTS

GEORGIA SOUTHERN					
QTR	TIME	START	PL-YDS	TOP	RESULT
1	12:36	GS 25	3 - 4	2:13	Punt
1	8:10	GS 25	3 - 3	1:11	Punt
1	3:09	GS 25	5 - 11	2:59	Fumble
2	13:10	GS 25	3 - 0	1:53	Fumble
2	9:58	GS 25	10 - 45	4:45	FG
2	4:05	GS 32	3 - 2	1:51	Punt
2	0:58	GS 25	3 - 15	0:58	Halftime
3	15:00	GS 25	3 - 1	1:36	Punt
3	10:48	GS 25	3 - 3	1:14	Punt
3	5:47	GS 25	3 - 8	2:14	Punt
3	1:08	GS 10	3 - 3	1:21	Punt
4	10:52	GS 13	6-32	3:50	Punt
4	2:54	GS 05	3 - 2	2:21	Punt

## LSU DRIVE CHARTS

TEXAS					
QTR	TIME	START	PL-YDS	TOP	RESULT
1	13:02	LSU 11	11-71	4:58	FG
1	5:54	LSU 03	3-1	0:58	INT
1	2:20	LSU 03	8-33	4:30	Punt
2	10:29	LSU 25	8-75	2:59	TD
2	4:35	LSU 20	10-65	2:54	FG
2	1:13	LSU 42	3-58	0:26	TD
3	15:00	LSU 25	3-9	0:52	Punt
3	6:51	LSU 25	6-53	1:41	FG
3	2:36	LSU 25	6-75	2:44	TD
4	12:09	LSU 25	6-75	2:11	TD
4	3:59	LSU 25	6-75	1:32	TD
4	0:22	UT 49	1-(-2)	0:22	Final

## LSU DRIVE CHARTS

NORTHWESTERN STATE					
QTR	TIME	START	PL-YDS	TOP	RESULT
1	9:49	LSU 35	10-57	4:19	FG
1	0:09	LSU 31	8-69	2:31	TD
2	11:34	LSU 23	7-77	2:44	TD
2	5:29	LSU 30	6-70	2:02	TD
2	1:06	LSU 15	1-0	0:08	INT
2	0:35	LSU 20	4-4	0:35	Half
3	14:51	LSU 26	4-74	1:32	TD
3	12:04	NSU 33	7-33	2:28	TD
3	7:58	LSU 22	4-78	1:32	TD
3	4:50	LSU 45	7-55	2:34	TD
4	12:04	LSU 20	4-30	2:09	Punt
4	7:22	NSU 00	0-0	0:00	TD
4	5:35	LSU 38	7-62	3:23	TD

## LSU DRIVE CHARTS

VANDERBILT					
QTR	TIME	START	PL-YDS	TOP	RESULT
1	11:04	LSU 25	5-75	1:13	TD
1	8:49	LSU 36	1-64	0:11	TD
1	6:54	LSU 33	5-67	1:56	TD
1	2:06	LSU 30	4-70	1:15	TD
2	12:14	LSU 25	6-36	3:02	Punt
2	7:36	LSU 43	6-50	1:41	FG
2	4:07	LSU 10	9-90	2:11	TD
2	1:26	LSU 05	3-(-5)	0:37	Fumble
2	0:49	LSU 25	1-(-10)	0:49	Halftime
3	14:52	Vandy 01	1-1	0:04	TD
3	13:25	LSU 25	11-75	3:56	TD
3	7:22	Vandy 00	0-0	0:00	TD
3	5:40	LSU 10	3-3	0:55	Punt
3	1:01	LSU 35	3-7	1:51	Punt
4	11:43	Vandy 36	5-36	2:06	TD
4	8:36	LSU 18	6-25	2:29	Punt
4	3:37	LSU 14	3-21	1:46	INT
4	1:51	LSU 25	3-7	1:12	Punt

## OPPONENT DRIVE CHARTS

TEXAS					
QTR	TIME	START	PL-YDS	TOP	RESULT
1	15:00	UT 25	4-27	1:58	Punt
1	8:04	UT 25	8-73	3:00	TOD
1	4:06	LSU 04	4-1	1:46	TOD
2	12:50	UT 22	8-78	2:21	TD
2	7:30	UT 25	6-35	2:55	Punt
2	1:41	UT 25	3-(-11)	0:28	Punt
2	0:47	UT 25	2-5	0:47	Half
3	14:08	UT 14	19-86	7:17	TD
3	5:10	UT 25	7-75	2:34	TD
4	14:52	UT 25	7-75	2:43	TD
4	9:58	UT 25	10-46	5:59	FG
4	2:27	UT 25	8-75	2:05	TD

## OPPONENT DRIVE CHARTS

NORTHWESTERN STATE					
QTR	TIME	START	PL-YDS	TOP	RESULT
1	15:00	NSU 25	11-40	5:11	TOD
1	5:30	NSU 25	8-75	5:14	TD
2	12:38	NSU 25	3-3	1:04	Punt
2	8:50	NSU 25	6-75	3:12	TD
2	3:27	NSU 25	4-23	2:21	Punt
2	0:58	LSU 17	4-0	0:23	FGA
3	13:10	NSU 16	3-5	1:06	Punt
3	9:33	NSU 25	3-4	1:35	Punt
3	6:26	NSU 25	3-6	1:36	Punt
3	2:16	NSU 25	11-55	5:12	TOD
4	9:55	NSU 14	3-2	2:33	Punt
4	7:22	NSU 25	3-0	1:47	Punt
4	2:12	NSU 25	3-1	2:12	Final

## OPPONENT DRIVE CHARTS

VANDERBILT					
QTR	TIME	START	PL-YDS	TOP	RESULT
1	15:00	Vandy 25	8-75	3:56	TD
1	9:51	Vandy 25	3-3	1:02	Punt
1	8:38	Vandy 25	3-3	1:44	Punt
1	4:58	Vandy 25	5-45	2:52	TOD
1	0:51	Vandy 25	11-52	3:37	FG
2	9:12	Vandy 08	3-3	1:36	Punt
2	5:55	Vandy 25	5-9	1:48	Punt
2	1:56	Vandy 25	3-7	0:30	Punt
2	0:49	LSU 00	0-0	0:00	TD
3	14:48	Vandy 25	3-75	1:23	TD
3	9:29	Vandy 25	3-(-2)	2:07	Punt
3	7:22	Vandy 25	5-27	1:42	INT
3	4:45	Vandy 39	7-61	3:39	TD
4	14:10	Vandy 07	3-(-6)	2:27	Punt
4	9:37	Vandy 25	3-0	1:01	Punt
4	6:07	Vandy 32	7-26	2:30	INT
4	1:51	LSU 00	0-0	0:00	TD
4	0:39	Vandy 23	2-11	0:39	Final



## TURNOVERS

Opponent	Forced by LSU					Forced By Opponent				
	Fum	Int	Tot	Pts Off	Margin	Fum	Int	Tot	Pts Off	
vs. Georgia Southern	2	0	2	14	2	0	0	0	0	
at Texas	0	0	0	0	-1	0	1	1	0	
vs. Northwestern State	0	0	0	0	-1	0	1	1	0	
at Vanderbilt	0	2	2	0	0	1	1	2	14	
vs. Utah State	-	-	-	-	-	-	-	-	-	
vs. Florida	-	-	-	-	-	-	-	-	-	
at Mississippi State	-	-	-	-	-	-	-	-	-	
vs. Auburn	-	-	-	-	-	-	-	-	-	
at Alabama	-	-	-	-	-	-	-	-	-	
at Ole Miss	-	-	-	-	-	-	-	-	-	
vs. Arkansas	-	-	-	-	-	-	-	-	-	
vs. Texas A&M	-	-	-	-	-	-	-	-	-	
<b>TOTALS</b>	<b>2</b>	<b>2</b>	<b>4</b>	<b>14</b>	<b>0</b>	<b>1</b>	<b>3</b>	<b>4</b>	<b>14</b>	

## LSU BIG PLAYS

Opponent	Rushing				Passing				Special Teams	
	10-19	20-29	30-39	40+	20-29	30-39	40-49	50+	Block	Ret. TD
vs. Georgia Southern	2	1	0	0	0	1	2	0	0	0
at Texas	1	1	0	0	5	1	1	1	0	0
vs. Northwestern State	2	0	0	0	5	1	1	1	0	1
at Vanderbilt	0	2	0	1	5	1	0	2	1	1
vs. Utah State	-	-	-	-	-	-	-	-	-	-
vs. Florida	-	-	-	-	-	-	-	-	-	-
at Mississippi State	-	-	-	-	-	-	-	-	-	-
vs. Auburn	-	-	-	-	-	-	-	-	-	-
at Alabama	-	-	-	-	-	-	-	-	-	-
at Ole Miss	-	-	-	-	-	-	-	-	-	-
vs. Arkansas	-	-	-	-	-	-	-	-	-	-
vs. Texas A&M	-	-	-	-	-	-	-	-	-	-
<b>TOTALS</b>	<b>5</b>	<b>4</b>	<b>0</b>	<b>1</b>	<b>15</b>	<b>4</b>	<b>4</b>	<b>4</b>	<b>1</b>	<b>1</b>

## OPPONENT BIG PLAYS

Opponent	Rushing				Passing				Special Teams	
	10-19	20-29	30-39	40+	20-29	30-39	40-49	50+	Block	Ret. TD
vs. Georgia Southern	1	0	0	0	0	0	0	0	0	0
at Texas	4	0	0	0	2	1	1	1	0	0
vs. Northwestern State	0	0	0	0	3	0	0	0	0	0
at Vanderbilt	1	2	1	2	0	1	0	0	0	0
vs. Utah State	-	-	-	-	-	-	-	-	-	-
vs. Florida	-	-	-	-	-	-	-	-	-	-
at Mississippi State	-	-	-	-	-	-	-	-	-	-
vs. Auburn	-	-	-	-	-	-	-	-	-	-
at Alabama	-	-	-	-	-	-	-	-	-	-
at Ole Miss	-	-	-	-	-	-	-	-	-	-
vs. Arkansas	-	-	-	-	-	-	-	-	-	-
vs. Texas A&M	-	-	-	-	-	-	-	-	-	-
<b>TOTALS</b>	<b>6</b>	<b>2</b>	<b>1</b>	<b>2</b>	<b>5</b>	<b>2</b>	<b>1</b>	<b>1</b>	<b>0</b>	<b>0</b>



## TEAM STATISTICS

	LSU	Opp.				
SCORING	231	93				
Points Per Game	57.8	23.2				
Points Off Turnovers	14	14				
FIRST DOWNS	107	70				
Rushing	37	17				
Passing	65	42				
Penalty	5	11				
RUSHING YARDAGE	527	386				
Yards gained rushing	619	481				
Yards lost rushing	92	95				
Rushing Attempts	133	133				
Average Per Rush	4.0	2.9				
Average Per Game	131.8	96.5				
TDs Rushing	11	3				
PASSING YARDAGE	1727	894				
Comp-Att-Int	116-149-3	78-139-2				
Average Per Pass	11.6	6.4				
Average Per Catch	14.9	11.5				
Average Per Game	431.8	223.5				
TDs Passing	17	7				
TOTAL OFFENSE	2254	1280				
Total Plays	282	272				
Average Per Play	8.0	4.7				
Average Per Game	563.5	320.0				
KICK RETURNS: #-Yards	5-144	2-29				
PUNT RETURNS: #-Yards	13-196	2-13				
INT RETURNS: #-Yards	2-0	3-63				
KICK RETURN AVERAGE	28.8	14.5				
PUNT RETURN AVERAGE	15.1	6.5				
INT RETURN AVERAGE	0.0	21.0				
FUMBLES-LOST	1-1	3-2				
PENALTIES-Yards	23-244	17-131				
Average Per Game	61.0	32.8				
PUNTS-Yards	11-498	27-1147				
Average Per Punt	45.3	42.5				
Net punt average	44.1	33.7				
KICKOFFS-Yards	41-2640	18-975				
Average Per Kick	64.4	54.2				
Net kick average	40.5	35.1				
TIME OF POSSESSION/Game	27:51	32:09				
3RD-DOWN Conversions	26/48	21/61				
3rd-Down Pct	54%	34%				
4TH-DOWN Conversions	2/2	2/7				
4th-Down Pct	100%	29%				
SACKS BY-Yards	11-71	7-50				
MISC YARDS	0	0				
TOUCHDOWNS SCORED	30	12				
FIELD GOALS-ATTEMPTS	7-7	3-4				
ON-SIDE KICKS	0-0	0-1				
RED-ZONE SCORES	(27-27) 100%	(7-11) 64%				
RED-ZONE TOUCHDOWNS	(22-27) 81%	(6-11) 55%				
PAT-ATTEMPTS	(28-29) 97%	(12-12) 100%				
ATTENDANCE	197754	130811				
Games/Avg Per Game	2/98877	2/65406				
Neutral Site Games	0/0					
Score by quarters	1st	2nd	3rd	4th	OT	Total
LSU	55	69	61	46		231
Opponents	14	27	28	24		93

## GAME RESULTS

Sep 01, 2019	vs Georgia Southern	W	55-3	1-0-0	0-0-0	3:02	97420
Sep 07, 2019	vs Texas	W	45-38	2-0-0	0-0-0	3:46	98763
Sep 14, 2019	vs Northwestern St.	W	65-14	3-0-0	0-0-0	3:23	100334
Sep 21, 2019	vs Vanderbilt	W	66-38	4-0-0	1-0-0	4:02	32048

## SCORING

	TD	FGs	PATs Kick	Rush	Rcv	Pass	DXP	Saf	Points
Cade York	0	7-7	28-29	0-0	0	0-0	0	0	49
Terrace Marshall Jr.	6	0-0	0-0	0-0	0	0-0	0	0	36
Ja'Marr Chase	5	0-0	0-0	0-0	1	0-0	0	0	32
Justin Jefferson5	0-0	0-0	0-0	0	0-0	0	0	30	
Clyde Edwards-Helaire	5	0-0	0-0	0-0	0	0-0	0	0	30
John Emery Jr.	2	0-0	0-0	0-0	0	0-0	0	0	12
Tyrion Davis-Price	2	0-0	0-0	0-0	0	0-0	0	0	12
Trey Palmer	1	0-0	0-0	0-0	0	0-0	0	0	6
Joe Burrow	1	0-0	0-0	0-0	0	1-1	0	0	6
Micah Baskerville	1	0-0	0-0	0-0	0	0-0	0	0	6
Racey McMath	1	0-0	0-0	0-0	0	0-0	0	0	6
Lanard Fournette	1	0-0	0-0	0-0	0	0-0	0	0	6
Total	30	7-7	28-29	0-0	1	1-1	0	0	231
Opponents	12	3-4	12-12	0-0	0	0-0	0	0	93

## TOTAL OFFENSE

	GP	Plays	Rush	Pass	Total	Avg/G
Joe Burrow	4	143	20	1520	1540	385.0
Clyde Edwards-Helaire	4	51	288	0	288	72.0
Myles Brennan	3	31	26	207	233	77.7
John Emery Jr.	3	18	69	0	69	23.0
Tyrion Davis-Price	4	17	59	0	59	14.8
Lanard Fournette	4	13	36	0	36	9.0
Chris Curry	3	5	30	0	30	10.0
Derek Stingley Jr.	4	1	3	0	3	0.8
Team	4	3	-4	0	-4	-1.0
Total	4	282	527	1727	2254	563.5
Opponents	4	272	386	894	1280	320.0

## RUSHING

	GP	Att	Gain	Loss	Net	Avg	TD	Long	Avg/G
Clyde Edwards-Helaire	4-4	51	301	13	288	5.6	5	46	72.0
John Emery Jr.	3-0	18	75	6	69	3.8	2	21	23.0
Tyrion Davis-Price	4-0	17	62	3	59	3.5	2	10	14.8
Lanard Fournette	4-0	13	46	10	36	2.8	1	10	9.0
Chris Curry	3-0	5	34	4	30	6.0	0	20	10.0
Myles Brennan	3-0	6	28	2	26	4.3	0	9	8.7
Joe Burrow	4-4	19	70	50	20	1.1	1	16	5.0
Derek Stingley Jr.	4-4	1	3	0	3	3.0	0	3	0.8
<b>Team</b>	<b>4-0</b>	<b>3</b>	<b>0</b>	<b>4</b>	<b>-4</b>	<b>-1.3</b>	<b>0</b>	<b>0</b>	<b>-1.0</b>
<b>Total</b>	<b>4</b>	<b>133</b>	<b>619</b>	<b>92</b>	<b>527</b>	<b>4.0</b>	<b>11</b>	<b>46</b>	<b>131.8</b>
<b>Opponents</b>	<b>4</b>	<b>133</b>	<b>481</b>	<b>95</b>	<b>386</b>	<b>2.9</b>	<b>3</b>	<b>52</b>	

## PASSING

PASSING	GP	Effic	Cmp-Att-Int	Pct	Yards	TD	Long	Avg/G
Joe Burrow	4-4	225.6	100-124-2	80.6	1520	17	65	380.0
Myles Brennan	3-0	125.6	16-25-1	64.0	207	0	35	69.0
<b>Total</b>	<b>4</b>	<b>208.8</b>	<b>116-149-3</b>	<b>77.9</b>	<b>1727</b>	<b>17</b>	<b>65</b>	<b>431.8</b>
<b>Opponents</b>	<b>4</b>	<b>123.9</b>	<b>78-139-2</b>	<b>56.1</b>	<b>894</b>	<b>7</b>	<b>55</b>	<b>223.5</b>

## RECEIVING

	GP	No.	Yards	Avg	TD	Long	Avg/G
Justin Jefferson	4-4	21	392	18.7	5	61	98.0
Ja'Marr Chase	3-3	20	397	19.9	5	64	132.3
Terrace Marshall Jr.	4-4	20	304	15.2	6	38	76.0
Clyde Edwards-Helaire	4-4	9	47	5.2	0	15	11.8
Stephen Sullivan	4-1	7	99	14.1	0	30	24.8
Racey McMath	3-0	6	53	8.8	1	20	17.7
Jaray Jenkins	3-0	5	67	13.4	0	35	22.3
Tyrion Davis-Price	4-0	5	43	8.6	0	18	10.8
Lanard Fournette	4-0	5	19	3.8	0	10	4.8
Derrick Dillon	4-1	4	73	18.2	0	32	18.2
Thaddeus Moss	3-3	3	76	25.3	0	44	25.3
Jontre Kirklín	4-0	2	75	37.5	0	65	18.8
Devonta Lee	3-0	2	27	13.5	0	28	9.0
Chris Curry	3-0	2	14	7.0	0	9	4.7
John Emery Jr.	3-0	1	17	17.0	0	17	5.7
TK McLendon	3-0	1	12	12.0	0	12	4.0
Tory Carter	3-0	1	7	7.0	0	7	2.3
Trey Palmer	3-0	1	6	6.0	0	6	2.0
Jamal Pettigrew	4-0	1	-1	-1.0	0	0	-0.2
<b>Total</b>	<b>4</b>	<b>116</b>	<b>1727</b>	<b>14.9</b>	<b>17</b>	<b>65</b>	<b>431.8</b>
<b>Opponents</b>	<b>4</b>	<b>78</b>	<b>894</b>	<b>11.5</b>	<b>7</b>	<b>55</b>	<b>223.5</b>

## ALL-PURPOSE

	GP	Rush	Rcv	PR	KR	IR	Total	Avg/G
Clyde Edwards-Helaire	4	288	47	0	98	0	433	108.2
Ja'Marr Chase	3	0	397	0	0	0	397	132.3
Justin Jefferson	4	0	392	0	0	0	392	98.0
Terrace Marshall Jr.	4	0	304	0	0	0	304	76.0
Derek Stingley Jr.	4	3	0	118	0	0	121	30.2
Tyrion Davis-Price	4	59	43	0	0	0	102	25.5
Stephen Sullivan	4	0	99	0	0	0	99	24.8
John Emery Jr.	3	69	17	0	0	0	86	28.7
Thaddeus Moss	3	0	76	0	0	0	76	25.3
Jontre Kirklín	4	0	75	0	0	0	75	18.8
Derrick Dillon	4	0	73	0	0	0	73	18.2
Micah Baskerville	2	0	0	23	46	0	69	34.5
Jaray Jenkins	3	0	67	0	0	0	67	22.3
Trey Palmer	3	0	6	55	0	0	61	20.3
Lanard Fournette	4	36	19	0	0	0	55	13.8
Racey McMath	3	0	53	0	0	0	53	17.7
Chris Curry	3	30	14	0	0	0	44	14.7
Devonta Lee	3	0	27	0	0	0	27	9.0
Myles Brennan	3	26	0	0	0	0	26	8.7
Joe Burrow	4	20	0	0	0	0	20	5.0
TK McLendon	3	0	12	0	0	0	12	4.0
Tory Carter	3	0	7	0	0	0	7	2.3
Jamal Pettigrew	4	0	-1	0	0	0	-1	-0.2
Team	4	-4	0	0	0	0	-4	-1.0
<b>Total</b>	<b>4</b>	<b>527</b>	<b>1727</b>	<b>196</b>	<b>144</b>	<b>0</b>	<b>2594</b>	<b>648.5</b>
<b>Opponents</b>	<b>4</b>	<b>386</b>	<b>894</b>	<b>13</b>	<b>29</b>	<b>63</b>	<b>1385</b>	<b>346.2</b>

## PUNT RETURNS

	No.	Yards	Avg	TD	Long
Derek Stingley Jr.	10	118	11.8	0	32
Trey Palmer	2	55	27.5	1	54
Micah Baskerville	1	23	23.0	1	0
<b>Total</b>	<b>13</b>	<b>196</b>	<b>15.1</b>	<b>2</b>	<b>54</b>
<b>Opponents</b>	<b>2</b>	<b>13</b>	<b>6.5</b>	<b>0</b>	<b>11</b>

## INTERCEPTIONS

	No.	Yards	Avg	TD	Long
Derek Stingley Jr.	1	0	0.0	0	0
JaCoby Stevens	1	0	0.0	0	0
<b>Total</b>	<b>2</b>	<b>0</b>	<b>0.0</b>	<b>0</b>	<b>0</b>
<b>Opponents</b>	<b>3</b>	<b>63</b>	<b>21.0</b>	<b>1</b>	<b>47</b>

## KICK RETURNS

	No.	Yards	Avg	TD	Long
C. Edwards-Helaire	4	98	24.5	0	31
Micah Baskerville	1	46	46.0	0	46
<b>Total</b>	<b>5</b>	<b>144</b>	<b>28.8</b>	<b>0</b>	<b>46</b>
<b>Opponents</b>	<b>2</b>	<b>29</b>	<b>14.5</b>	<b>0</b>	<b>16</b>

## FUMBLE RETURNS

	No.	Yards	Avg	TD	Long
Patrick Queen	1	10	10.0	0	10
<b>Total</b>	<b>1</b>	<b>10</b>	<b>10.0</b>	<b>0</b>	<b>10</b>
<b>Opponents</b>	<b>0</b>	<b>0</b>	<b>0.0</b>	<b>0</b>	<b>0</b>

## PUNTING

	No.	Yards	Avg	Long	TB	FC	I20	50+	Blkd
Zach Von Rosenberg	11	498	45.3	56	0	4	7	6	0
<b>Total</b>	<b>11</b>	<b>498</b>	<b>45.3</b>	<b>56</b>	<b>0</b>	<b>4</b>	<b>7</b>	<b>6</b>	<b>0</b>
<b>Opponents</b>	<b>27</b>	<b>1147</b>	<b>42.5</b>	<b>74</b>	<b>2</b>	<b>5</b>	<b>5</b>	<b>5</b>	<b>1</b>

## KICKOFFS

	No.	Yards	Avg	TB	OB	Retn	Net	YdLn
Avery Atkins	41	2640	64.4	38	0			
<b>Total</b>	<b>41</b>	<b>2640</b>	<b>64.4</b>	<b>38</b>	<b>0</b>	<b>14.5</b>	<b>40.5</b>	<b>24</b>
<b>Opponents</b>	<b>18</b>	<b>975</b>	<b>54.2</b>	<b>8</b>	<b>1</b>	<b>28.8</b>	<b>35.1</b>	<b>29</b>

## FIELD GOALS

FIELDGOALS	Md-Att	Pct	01-19	20-29	30-39	40-49	50-99	Long	Blkd
Cade York	7-7	100.0	0-0	2-2	3-3	2-2	0-0	48	0

## FG SEQUENCE

	LSU	Opponents
Georgia Southern	(39),(48)	(47)
Texas	(36),(33),(40)	(47)
Northwestern St.	(26)	34
Vanderbilt	(25)	(41)

Numbers in (parentheses) indicate field goal was made.



# DEFFENSIVE LEADERS

		GP	Tackles				Sacks No-Yds	Pass Defense				Fumbles		Blkd	
			Solo	Ast	Total	TFL-Yds		Int-Yds	BU	PD	Qbh	Rcv-Yds	FF	Kick	Saf
6	Jacob Phillips	4-4	18	17	35	3.0-4	.	.	1	1	1	.	1	.	.
3	JaCoby Stevens	4-4	12	10	22	1.5-3	1.0-1	1-0	1	2	.	.	.	.	.
35	Damone Clark	4-2	6	16	22	1.5-11	1.5-11	.	.	.	.	.	.	.	.
92	Neil Farrell Jr.	4-1	4	15	19	2.5-4	1.0-2	.	1	1	4	.	.	.	.
7	Grant Delpit	4-4	10	6	16	1.5-3	.	.	1	1	.	1-0	.	.	.
72	Tyler Shelvin	4-3	6	9	15	1.0-2	.	.	2	2	.	.	.	.	.
8	Patrick Queen	4-1	1	13	14	0.5-1	.	.	.	.	.	1-10	.	.	.
5	Kary Vincent Jr.	4-2	9	5	14	.	.	.	2	2	.	.	.	.	.
45	Michael Divinity Jr.	2-2	8	3	11	1.0-12	1.0-12	.	.	.	1	.	.	.	.
24	Derek Stingley Jr.	4-4	9	1	10	.	.	1-0	7	8	.	.	.	.	.
1	Kristian Fulton	4-4	9	1	10	.	.	.	5	5	.	.	.	.	.
18	K'Lavon Chaisson	2-2	5	5	10	1.0-12	1.0-12	.	.	.	1	.	1	.	.
46	Andre Anthony	4-2	4	4	8	1.0-2	1.0-2	.	1	1	.	.	.	.	.
31	Cameron Lewis	4-0	3	4	7	0.5-3	0.5-3	.	1	1	.	.	.	.	.
97	Glen Logan	2-2	1	5	6	1.5-2	1.0-1	.	.	.	.	.	.	.	.
91	Breiden Fehoko	4-2	2	4	6	3.0-12	0.5-5	.	.	.	.	.	.	.	.
94	Joseph Evans	3-1	1	4	5	.	.	.	.	.	.	.	.	.	.
25	Cordale Flott	4-0	2	2	4	.	.	.	1	1	.	.	.	.	.
62	Siaki Ika	2-0	2	1	3	1.0-2	.	.	.	.	.	.	.	.	.
49	Travez Moore	2-0	2	1	3	0.5-3	0.5-3	.	.	.	.	.	.	.	.
11	Eric Monroe	4-0	2	1	3	1.0-1	.	.	.	.	.	.	.	.	.
93	Justin Thomas	2-1	2	1	3	1.0-7	1.0-7	.	.	.	.	.	.	.	.
23	Micah Baskerville	2-0	2	1	3	.	.	.	1	1	.	.	.	1	.
4	Todd Harris Jr.	3-1	3	.	3	1.0-4	.	.	.	.	.	.	.	.	.
43	Ray Thornton	4-0	1	2	3	.	.	.	.	.	.	.	.	.	.
90	Rashard Lawrence	2-2	2	.	2	1.0-12	1.0-12	.	1	1	.	.	1	.	.
68	Damien Lewis	4-4	1	.	1	.	.	.	.	.	.	.	.	.	.
41	Carlton Smith	3-0	.	1	1	.	.	.	.	.	.	.	.	.	.
17	Racey McMath	3-0	1	.	1	.	.	.	.	.	.	.	.	.	.
9	Marcel Brooks	2-0	.	1	1	.	.	.	.	.	.	.	.	.	.
27	Lanard Fournette	4-0	1	.	1	.	.	.	.	.	.	.	.	.	.
10	Stephen Sullivan	4-1	1	.	1	.	.	.	.	.	.	.	.	.	.
58	Jared Small	3-0	.	1	1	.	.	.	.	.	.	.	.	.	.
Total		4-0	130	134	264	25-100	11-71	2-0	25	27	7	2-10	3	1	.
Opponents		4-0	148	154	302	24-88	7-50	3-63	11	14	4	1-0	.	.	.





## TEAM STATISTICS

Date	Opponent	Rushing				Receiving				Passing				Kick Ret				Punt Ret				tot off
		no.	yds	td	lg	no.	yds	td	lg	c-a-i	yds	td	lg	no.	yds	td	lg	no.	yds	td	lg	
Aug 31, 2019	GEORGIA SOUTHERN	33	122	2	20	30	350	5	44	30-39-0	350	5	44	0	0	0	0	4	52	0	32	472
Sep 07, 2019	at Texas	29	102	1	24	31	471	4	61	31-39-1	471	4	61	0	0	0	0	1	11	0	11	573
Sep 14, 2019	NORTHWESTERN ST.	35	122	6	13	29	488	2	65	29-33-1	488	2	65	3	76	0	31	4	108	1	54	610
Sep 21, 2019	at Vanderbilt	36	181	2	46	26	418	6	64	26-38-1	418	6	64	2	68	0	46	4	25	1	1	599
<b>LSU</b>		<b>133</b>	<b>527</b>	<b>11</b>	<b>46</b>	<b>116</b>	<b>1727</b>	<b>17</b>	<b>65</b>	<b>116-149-3</b>	<b>1727</b>	<b>17</b>	<b>65</b>	<b>5</b>	<b>144</b>	<b>0</b>	<b>46</b>	<b>13</b>	<b>196</b>	<b>2</b>	<b>54</b>	<b>2254</b>
<b>Opponent</b>		<b>133</b>	<b>386</b>	<b>3</b>	<b>52</b>	<b>78</b>	<b>894</b>	<b>7</b>	<b>55</b>	<b>78-139-2</b>	<b>894</b>	<b>7</b>	<b>55</b>	<b>2</b>	<b>29</b>	<b>0</b>	<b>16</b>	<b>2</b>	<b>13</b>	<b>0</b>	<b>11</b>	<b>1280</b>

Games: 4 Avg/rush: 4.0 Avg/catch: 14.9 Pass effic: 208.8 KR avg: 28.8 PR avg: 15.1 All purpose avg/game: 648.5 Total offense avg/gm: 563.5

Date	Opponent	Tackles					Sacks		Fumble			Pass Defense				blkd	PAT Attempts			off		
		solo	ast	total	tfl	yds	no.	yds	ff	fr	yds	no.	yds	qbh	brup	kick	kicks	rush	rcv	saf	t/o	pts
Aug 31, 2019	GEORGIA SOUTHERN	21	46	67	5.0	21	2.0	14	2	2	10	0	0	1	2	0	7-7	0	0	0	14	55
Sep 07, 2019	at Texas	51	18	69	7.0	34	5.0	28	1	0	0	0	0	3	5	0	4-4	0	1	0	0	45
Sep 14, 2019	NORTHWESTERN ST.	23	42	65	4.0	11	1.0	6	0	0	0	0	0	0	9	0	8-9	0	0	0	0	65
Sep 21, 2019	at Vanderbilt	35	28	63	9.0	34	3.0	23	0	0	0	2	0	3	9	1	9-9	0	0	0	0	66
LSU		130	134	264	25.0	100	11.0	71	3	2	10	2	0	7	25	1	28-29	0	1	0	14	231
Opponent		148	154	302	24.0	88	7.0	50	0	1	0	3	63	4	11	0	12-12	0	0	0	14	93

Date	Opponent	no.	yds	avg	Punting						Field Goals			Kickoffs				
					long	blkd	tb	fc	50+	in20	m-a	long	blkd	no.	yds	avg	tb	ob
Aug 31, 2019	GEORGIA SOUTHERN	3	155	51.7	53	0	0	1	3	3	2-2	48	0	10	650	65.0	9	0
Sep 07, 2019	at Texas	2	96	48.0	52	0	0	1	1	1	3-3	40	0	9	585	65.0	9	0
Sep 14, 2019	NORTHWESTERN ST.	1	36	36.0	36	0	0	0	0	1	1-1	26	0	11	690	62.7	9	0
Sep 21, 2019	at Vanderbilt	5	211	42.2	56	0	0	2	2	2	1-1	25	0	11	715	65.0	11	0
LSU		11	498	45.3	56	0	0	4	6	7	7-7	48	0	41	2640	64.4	38	0
Opponent		27	1147	42.5	74	1	2	5	5	5	3-4	47	0	18	975	54.2	8	1

## OPPONENT TEAM STATISTICS

Date	Opponent	Rushing				Receiving				Passing				Kick Ret				Punt Ret				tot off
		no.	yds	td	lg	no.	yds	td	lg	c-a-i	yds	td	lg	no.	yds	td	lg	no.	yds	td	lg	
Aug 31, 2019	GEORGIA SOUTHERN	39	74	0	11	4	24	0	12	4-11-0	24	0	12	1	13	0	13	0	0	0	0	98
Sep 07, 2019	at Texas	37	121	1	17	32	409	4	55	32-48-0	409	4	55	0	0	0	0	1	2	0	2	530
Sep 14, 2019	NORTHWESTERN ST.	23	46	0	7	23	232	2	28	23-41-0	232	2	28	1	16	0	16	0	0	0	0	278
Sep 21, 2019	at Vanderbilt	34	145	2	52	19	229	1	36	19-39-2	229	1	36	0	0	0	0	1	11	0	11	374
<b>Opponent totals</b>		<b>133</b>	<b>386</b>	<b>3</b>	<b>52</b>	<b>78</b>	<b>894</b>	<b>7</b>	<b>55</b>	<b>78-139-2</b>	<b>894</b>	<b>7</b>	<b>55</b>	<b>2</b>	<b>29</b>	<b>0</b>	<b>16</b>	<b>2</b>	<b>13</b>	<b>0</b>	<b>11</b>	<b>1280</b>
<b>LSU</b>		<b>133</b>	<b>527</b>	<b>11</b>	<b>46</b>	<b>116</b>	<b>1727</b>	<b>17</b>	<b>65</b>	<b>116-149-3</b>	<b>1727</b>	<b>17</b>	<b>65</b>	<b>5</b>	<b>144</b>	<b>0</b>	<b>46</b>	<b>13</b>	<b>196</b>	<b>2</b>	<b>54</b>	<b>2254</b>

Date	Opponent	Tackles					Sacks		Fumble			Pass Defense				blkd	PAT Attempts			off		
		solo	ast	total	tfl	yds	no.	yds	ff	fr	yds	no.	yds	qbh	brup	kick	kicks	rush	rcv	saf	t/o	pts
Aug 31, 2019	GEORGIA SOUTHERN	30	58	88	7.0	9	0.0	0	0	0	0	0	0	5	0	0-0	0	0	0	0	0	3
Sep 07, 2019	at Texas	44	12	56	6.0	32	4.0	25	0	0	0	1	8	1	2	0	5-5	0	0	0	0	38
Sep 14, 2019	NORTHWESTERN ST.	38	44	82	5.0	18	1.0	5	0	0	0	1	8	1	2	0	2-2	0	0	0	0	14
Sep 21, 2019	at Vanderbilt	36	40	76	6.0	29	2.0	20	0	1	0	1	47	2	2	0	5-5	0	0	0	14	38
Opponent totals		148	154	302	24.0	88	7.0	50	0	1	0	3	63	4	11	0	12-12	0	0	0	14	93
LSU		130	134	264	25.0	100	11.0	71	3	2	10	2	0	7	25	1	28-29	0	1	0	14	231

Date	Opponent	no.	yds	avg	Punting						Field Goals			Kickoffs				
					long	blkd	tb	fc	50+	in20	m-a	long	blkd	no.	yds	avg	tb	ob
Aug 31, 2019	GEORGIA SOUTHERN	9	396	44.0	74	0	0	3	2	2	1-1	47	0	2	105	52.5	1	0
Sep 07, 2019	at Texas	3	132	44.0	55	0	1	0	1	1	1-1	47	0	7	359	51.3	4	1
Sep 14, 2019	NORTHWESTERN ST.	7	290	41.4	49	0	0	1	0	1	0-1	0	0	3	184	61.3	0	0
Sep 21, 2019	at Vanderbilt	8	329	41.1	66	1	1	1	2	1	1-1	41	0	6	327	54.5	3	0
Opponent totals		27	1147	42.5	74	1	2	5	5	5	3-4	47	0	18	975	54.2	8	1
LSU		11	498	45.3	56	0	0	4	6	7	7-7	48	0	41	2640	64.4	38	0



## THE LAST TIME...

### Games against Ranked Teams

#### Beat a top 25 team

#9 Texas, 45-38, in Austin (09/07/19)

#### Beat a top 10 team

#9 Texas, 45-38, in Austin (09/07/19)

#### Beat a top 5 team

#2 Georgia, 36-16, in Baton Rouge (10/13/18)

#### Beat an FBS No. 1 team (AP or Coaches Poll)

#1 Ohio State, 38-24 (01/07/08 - BCS Championship Game)

#### Beat an FBS No. 1 team (AP or Coaches Poll) at home

#1 Florida, 28-21 (10/11/97)

#### Beat a ranked opponent at home

#22 Mississippi State, 19-3 (10/20/18)

#### Beat a ranked opponent on the road

#9 Texas, 45-38, in Austin (09/07/19)

#### Beat a ranked opponent at a neutral site

#8 UCF, 40-32, in Fiesta Bowl (1/1/19)

#### Beat back-to-back ranked opponents

#8 UCF, 40-32 in Fiesta Bowl (01/01/19) & #9 Texas, 45-38, in Austin (09/07/19)

#### Beat a ranked team in three straight games

11/23/01 - 01/01/02 vs. #22 Arkansas, #24 Auburn, #2 Tennessee (SEC CG), #7 Illinois (Sugar Bowl)

#### Beat a ranked team in four straight games

11/23/01 - 01/01/02 vs. #22 Arkansas, #24 Auburn, #2 Tennessee (SEC CG), #7 Illinois (Sugar Bowl)

#### Lost to a ranked opponent at home

#1 Alabama, 29-0 (11/03/18)

#### Lost to a ranked opponent on the road

at #22 Texas A&M, 74-72 (11/24/18)

#### Lost to a ranked opponent at a neutral site

#14 Clemson, 25-24, in Chick-fil-A Bowl (12/31/12)

#### Lost to an unranked opponent at home

Troy, 24-21 (09/30/17)

#### Lost to an unranked opponent on the road

at Mississippi State, 27-7 (09/16/17)

### Special Situations

#### Won on the last play of the game

at #7 Auburn (22-21, 09/15/17); 42 yard field goal by Cole Tracy as time expired

#### Lost on the last play of the game

at Texas A&M (74-72, 11/24/18); in seventh overtime on 2-pt. conversion

#### Came back and won from 10 or more down in 4th quarter

vs. #14 Wisconsin, 28-24 (8/30/14); down 24-13 entering 4th quarter

#### Lost when leading by 10 or more in 4th quarter

#14 Clemson, 25-24 in Chick-fil-A Bowl (12/31/12); led 24-13 entering fourth quarter

#### Lost when leading by 20 points or more

Tennessee, 30-27 OT (09/26/05); led 21-0 at halftime

#### Scored on the first play from scrimmage

Travin Dural (94-yard pass from QB Anthony Jennings) vs. Sam Houston State (9/6/14)

#### A QB caught a pass on a designed play

Matt Flynn (35-yards from WR Early Doucet) at Alabama (11/03/07)

#### A RB threw a TD pass on a designated play

Clyde Edwards-Helaire (11 yards to Tory Carter) at Texas A&M in fifth overtime (11/24/18)

#### Had two RB rush for at least 100 yards each

Derrius Guice (127 yards) and Darrel Williams (106 yards) vs. Texas A&M (11/25/17)

#### A player gained 100 yards receiving and 100 yards rushing

Darrel Williams (103 yards rushing, 105 yards receiving) vs. Ole Miss (10/21/17)

#### Had a player be responsible for six touchdowns

Joe Burrow (6) at Vanderbilt (09/21/19)

### Returns/Special Teams/Defense

#### Returned a KO for a TD

Leonard Fournette, 100 yards vs. Notre Dame (12/30/14- Music City Bowl)

#### Returned a Punt for a TD

Trey Palmer, 54 yards vs. Northwestern State (09/14/19)

#### Returned an INT for a TD

Jacob Phillips, 45 yards vs. #8 Miami (09/02/18-at AT&M Stadium, Arlington)

#### Returned 2 INTs for TDs

Ronald Martin (45 yards) & Lavar Edwards (23 yards) vs. Idaho (09/15/12)

#### Returned 3 INTs for TDs

3 vs. Arkansas State (C. Raymond, D. Walkup, C. Buckels) (10/12/91)

#### Recovered a fumble in endzone for a TD

William Clapp at Ole Miss (11/21/15)

#### Returned a fumble for a TD

Michael Divinity Jr., 58-yard fumble recovery and return (forced by Devin White) at Texas A&M (11/24/18)

#### Scored two defensive TDs in a game

2 vs. UL-Monroe (R. Brooks, INT; L. Edwards, FUM) (11/13/10)

#### Faked a field goal for a touchdown

Trent Domingue (kicker), 16-yard run (10/17/15 vs. Florida)

#### Faked a punt for a first down

Kendell Beckwith, 5-yard run in third quarter vs. Wisconsin (8/30/14)

#### Faked a field goal for a first down

Josh Jasper, 5-yard run in 4th quarter (10/09/10 at Florida)

#### A player kicked the PAT after scoring the TD

Trent Domingue vs. Florida (10/17/15)

#### Blocked a FG

Austin Deculus, 45-yard Bubba Baxa attempt in second quarter vs. #8 Miami in Arlington (09/02/18)

#### Returned a blocked FG for a TD

Patrick Peterson, 53 yards on the block of Ole Miss' 47-yard FG attempt (11/21/09)

#### Blocked a PAT (kick)

Austin Deculus, kick attempt by Joseph Bulovas (11/03/18 vs. No. 1 Alabama)

#### Returned a PAT for a Defensive Extra Point

Mark Roman, kick attempt by Seth Hanson (10/17/98 vs. Kentucky)

#### Blocked a punt

Micah Baskerville at Vanderbilt (09/21/19)

#### Blocked a punt for a safety

Jarvis Green, on an Andy Smith punt (10/16/99 at Kentucky)

#### Returned a blocked punt for TD

Micah Baskerville, 23 yards, off Micah Baskerville's block at Vanderbilt (09/21/19)

#### Recovered an onside kick

at Vanderbilt (09/21/19); recovered by Micah Baskerville with 15:00 left in Third quarter

#### Recovered an onside kick to start the game

vs. Auburn (12/01/01)

#### Recorded a Safety (Team)

vs. Louisville (12/31/16-Buffalo Wild Wings Citrus Bowl); sacked by Arden Key

#### Recorded a Safety (Individual tackle)

Arden Key vs. Louisville (12/31/16-Buffalo Wild Wings Citrus Bowl)

#### Recorded six interceptions (Team)

6 at Mississippi State (08/30/07)

#### Had a player record three interceptions

3 by Craig Steltz at Mississippi State (8/30/07)

#### Had a player record 15 tackles

17 by Devin White at Texas A&M (11/24/18)

#### Had six sacks as a team

8 vs. Louisville (12/31/16-Buffalo Wild Wings Citrus Bowl)

### Opponent Returns/Special Teams

#### Returned a KO for a TD

Rashad Fenton of South Carolina, 96 yards in 2nd Quarter (10/10/15)

#### Returned a Punt for a TD

Antonio Callaway of Florida, 72 yards in 3rd Quarter (10/17/15 in Baton Rouge)

#### Returned an INT for a TD

Brad Stewart of Florida, 25 yards in 4th Quarter (10/06/18 at Florida)

#### Returned 3 INTs for TDs

Ken Alvis, Fred Smith, and Brian Robinson of Auburn on Jamie Howard (09/17/94 at Auburn)

#### Recovered a fumble in endzone for a TD

Chris Shelling of Auburn recovered fumble by Jermaine Sharp in 2nd Quarter (09/17/94 at Auburn)

#### Returned a fumble for a TD

Elijah McAllister of Vanderbilt, 1 yard on Clyde Edwards-Helaire fumble in 2nd Quarter (09/21/19 at Vanderbilt)

#### Blocked a FG

Ronnie Harrison of Alabama on kick by Colby Delahoussaye in 1st Quarter (11/05/16 in Baton Rouge)

#### Blocked a punt

Solomon Patton of Florida on punt by Brad Wing in 4th quarter (10/08/11 in Baton Rouge)

#### Blocked two punts

Justin Hamilton and Jason Lallis of Virginia Tech on punts by Donnie Jones (9/01/02 at Virginia Tech)

#### Blocked a punt for a safety

Justin Hamilton of Virginia Tech on punt by Donnie Jones (09/01/02 at Virginia Tech)

#### Recorded a Safety (Team)

Parris Bennett of Syracuse on rush by Darrel Williams in 3rd Quarter (09/23/17 in Baton Rouge)

#### Blocked a PAT (kick)

Johnathon Calvin of Mississippi State on PAT attempt by Colby Delahoussaye in 2nd Quarter (09/17/16 in Baton Rouge)

#### Returned a PAT for a Defensive Extra Point

Eric Kelly of Kentucky off a bad snap in the 2nd Quarter (10/17/98 in Baton Rouge)

#### Faked a field goal for a TD

Damon Duval of Auburn 1 yard run in 1st Quarter (09/18/99 in Baton Rouge)

#### Recovered an onside kick

Dez Harris of Mississippi State in 4th Quarter (09/17/16 in Baton Rouge)

## Scoring

### Scored 30 or more points

All Games: 66 at Vanderbilt, (09/21/19)  
SEC Games: 66 at Vanderbilt (09/21/19)

### Scored 40 or more points

All Games: 66 at Vanderbilt, (09/21/19)  
SEC Games: 66 at Vanderbilt (09/21/19)

### Scored 50 or more points

All Games: 66 at Vanderbilt, (09/21/19)  
SEC Games: 66 at Vanderbilt (09/21/19)

### Scored 60 or more points

All Games: 66 at Vanderbilt, (09/21/19)  
SEC Games: 72 at Texas A&M, 7 OTs (11/24/18)

### Scored 70 or more points

All Games: 72 at Texas A&M, 7 OTs (11/24/18)  
SEC Games: 72 at Texas A&M, 7 OTs (11/24/18)

## Total Offense

### Had more than 400 total yards

All Games: 599 at Vanderbilt, (09/21/19)  
SEC Games: 599 at Vanderbilt, (09/21/19)

### Had more than 450 total yards

All Games: 599 at Vanderbilt, (09/21/19)  
SEC Games: 599 at Vanderbilt, (09/21/19)

### Had more than 500 total yards

All Games: 599 at Vanderbilt, (09/21/19)  
SEC Games: 599 at Vanderbilt, (09/21/19)

### Had more than 550 total yards

All Games: 599 at Vanderbilt, (09/21/19)  
SEC Games: 599 at Vanderbilt (09/21/19)

### Had more than 600 total yards

All Games: 610 vs. Northwestern State, (09/14/19)  
SEC Games: 601 vs. Texas A&M (11/25/17)

### Had more than 625 total yards

All Games: 634 vs. Missouri (10/01/16)  
SEC Games: 634 vs. Missouri (10/01/16)

### Had more than 650 total yards

All Games: 672 vs. Furman (10/26/13)  
SEC Games: Never

### Had more than 700 total yards

All Games: 746 vs. Rice (09/24/77)  
SEC Games: Never

## Rushing Offense

### Rushed for 150 or more yards

All Games: 181 at Vanderbilt (09/21/19)  
SEC Games: 181 at Vanderbilt (09/21/19)

### Rushed for 200 or more yards

All Games: 215 at Texas A&M (11/24/18)  
SEC Games: 215 at Texas A&M (11/24/18)

### Rushed for 250 or more yards

All Games: 275 vs. Georgia (10/13/18)  
SEC Games: 275 vs. Georgia (10/13/18)

### Rushed for 300 or more yards

All Games: 393 vs Ole Miss (10/21/17)  
SEC Games: 393 vs Ole Miss (10/21/17)

### Rushed for 350 or more yards

All Games: 393 vs Ole Miss (10/21/17)  
SEC Games: 393 vs Ole Miss (10/21/17)

### Rushed for 400 or more yards

All Games: 418 vs. Missouri (10/01/16)  
SEC Games: 418 vs. Missouri (10/01/16)

### Rushed for 425 or more yards

All Games: 433 vs. Houston (09/07/96)  
SEC Games: 426 vs. Ole Miss (10/30/76)

### Rushed for 500 or more yards

All Games: 503 vs. Oregon (10/22/77)  
SEC Games: Never

## Passing Offense

### Passed for 250 or more yards

All Games: 418 at Vanderbilt, (09/21/19)  
SEC Games: 418 at Vanderbilt, (09/21/19)

### Passed for 300 or more yards

All Games: 418 at Vanderbilt, (09/21/19)  
SEC Games: 418 at Vanderbilt, (09/21/19)

### Passed for 350 or more yards

All Games: 418 at Vanderbilt, (09/21/19)  
SEC Games: 418 at Vanderbilt, (09/21/19)

### Passed for 400 or more yards

All Games: 418 at Vanderbilt, (09/21/19)  
SEC Games: 418 at Vanderbilt, (09/21/19)

### Passed for 450 or more yards

All Games: 488 vs. Northwestern State, (09/14/19)  
SEC Games: 528 vs. Alabama (11/03/01)

### Passed for 500 or more yards

All Games: 528 at Alabama (11/03/01)  
SEC Games: 528 vs. Alabama (11/03/01)

## Scoring Defense

### Allowed 0 points .....

All Games: 0 vs. Southeastern La. (09/08/18)  
SEC Games: 0 at Mississippi State (08/30/07)

### Allowed 3 or fewer points....

All Games: 3 vs. Georgia Southern (08/31/19)  
SEC Games: 3 vs. Mississippi State (10/20/18)

### Allowed 7 or fewer points....

All Games: 3 vs. Georgia Southern (08/31/19)  
SEC Games: 3 vs. Mississippi State (10/20/18)

### Allowed 10 or fewer points..

All Games: 3 vs. Georgia Southern (08/31/19)  
SEC Games: 3 vs. Mississippi State (10/20/18)

### Allowed 14 or fewer points

All Games: 14 vs. Northwestern State (09/14/19)  
SEC Games: 14 at Arkansas (11/10/18)

## Total Defense

### Allowed fewer than 75 total yards

All Games: 70 vs. Louisiana-Lafayette (10/05/02)  
SEC Games: 69 at Kentucky (10/15/66)

### Allowed fewer than 100 total yards

All Games: 98 vs. Georgia Southern (08/31/19)  
SEC Games: 90 vs. Auburn (10/13/73)

### Allowed fewer than 125 total yards

All Games: 98 vs. Georgia Southern (08/31/19)  
SEC Games: 114 vs. Kentucky (10/19/85)

### Allowed fewer than 150 total yards

All Games: 98 vs. Georgia Southern (08/31/19)  
SEC Games: 135 vs. Vanderbilt (09/11/10)

### Allowed fewer than 175 total yards

All Games: 98 vs. Georgia Southern (08/31/19)  
SEC Games: 135 vs. Vanderbilt (09/11/10)

### Allowed fewer than 200 total yards

All Games: 98 vs. Georgia Southern (08/31/19)  
SEC Games: 183 at Auburn (09/22/12)

### Allowed fewer than 225 total yards

All Games: 98 vs. Georgia Southern (08/31/19)  
SEC Games: 216 at Arkansas (11/10/18)

### Allowed fewer than 250 total yards

All Games: 98 vs. Georgia Southern (08/31/19)  
SEC Games: 216 at Arkansas (11/10/18)

### Allowed fewer than 275 total yards

All Games: 98 vs. Georgia Southern (08/31/19)  
SEC Games: 216 at Arkansas (11/10/18)

### Allowed fewer than 300 total yards

All Games: 278 vs. Northwestern State (09/14/19)  
SEC Games: 216 at Arkansas (11/10/18)

## Rushing Defense

### Allowed fewer than 0 yards

All Games: -5 vs. BYU (09/02/17)  
SEC Games: 0 at South Carolina (10/18/03)

### Allowed fewer than 10 yards

All Games: -5 vs. BYU (09/02/17)  
SEC Games: 10 at Mississippi State (08/30/07)

### Allowed fewer than 20 yards

All Games: 16 at Arkansas (11/10/18))  
SEC Games: 16 at Arkansas (11/10/18))

### Allowed fewer than 30 yards

All Games: 16 at Arkansas (11/10/18)  
SEC Games: 16 at Arkansas (11/10/18)

### Allowed fewer than 40 yards

All Games: 16 at Arkansas (11/10/18)  
SEC Games: 16 at Arkansas (11/10/18)

### Allowed fewer than 50 yards

All Games: 46 vs. Northwestern State (09/14/19)  
SEC Games: 16 at Arkansas (11/10/18)

### Allowed fewer than 60 yards

All Games: 46 vs. Northwestern State (09/14/19)  
SEC Games: 16 at Arkansas (11/10/18)

### Allowed fewer than 70 yards

All Games: 46 vs. Northwestern State (09/14/19)  
SEC Games: 16 at Arkansas (11/10/18)

### Allowed fewer than 80 yards

All Games: 46 vs. Northwestern State (09/14/19)  
SEC Games: 16 at Arkansas (11/10/18)

### Allowed fewer than 90 yards

All Games: 46 vs. Northwestern State (09/14/19)  
SEC Games: 16 at Arkansas (11/10/18)

### Allowed fewer than 100 yards

All Games: 46 vs. Northwestern State (09/14/19)  
SEC Games: 16 at Arkansas (11/10/18)

## Passing Defense

### Allowed 0 passing yards

All Games: 0 vs. Alabama (11/06/71)  
SEC Games: 0 vs. Alabama (11/06/71)

### Allowed 25 or fewer passing yards

All Games: 24 vs. Georgia Southern (08/31/19)  
SEC Games: 23 vs. Arkansas (11/27/93)

### Allowed 50 or fewer passing yards

All Games: 24 vs. Georgia Southern (08/31/19)  
SEC Games: 47 at Ole Miss (11/19/11)

### Allowed 75 or fewer passing yards

All Games: 24 vs. Georgia Southern (08/31/19)  
SEC Games: 59 vs. Mississippi State (10/20/18)

### Allowed 100 or fewer passing yards

All Games: 24 vs. Georgia Southern (08/31/19)  
SEC Games: 59 vs. Mississippi State (10/20/18)

### Allowed 125 or fewer passing yards

All Games: 24 vs. Georgia Southern (08/31/19)  
SEC Games: 59 vs. Mississippi State (10/20/18)

### Allowed 150 or fewer passing yards

All Games: 24 vs. Georgia Southern (08/31/19)  
SEC Games: 59 vs. Mississippi State (10/20/18)

### Allowed 175 or fewer passing yards

All Games: 24 vs. Georgia Southern (08/31/19)  
SEC Games: 59 vs. Mississippi State (10/20/18)

### Allowed 200 or fewer passing yards

All Games: 24 vs. GeRRRRRRRRRorgia Southern (08/31/19)  
SEC Games: 200 at Arkansas (11/10/18)

### Individual Rushing

#### Had a player rush for 100 or more yards

All Games: 106 by Clyde Edwards-Helaire at Vanderbilt (09/21/19)  
SEC Games: 106 by Clyde Edwards-Helaire at Vanderbilt (09/21/19)

#### Had a player rush for 150 or more yards

All Games: 276 by Derrius Guice vs. Ole Miss (10/21/17)  
SEC Games: 276 by Derrius Guice vs. Ole Miss (10/21/17)

#### Had a player rush for 200 or more yards

All Games: 276 by Derrius Guice vs. Ole Miss (10/21/17)  
SEC Games: 276 by Derrius Guice vs. Ole Miss (10/21/17)

#### Had a player rush for 225 or more yards

All Games: 276 by Derrius Guice vs. Ole Miss (10/21/17)  
SEC Games: 276 by Derrius Guice vs. Ole Miss (10/21/17)

#### Had a player rush for 2 or more TDs

All Games: 2 by Clyde Edwards-Helaire and Tyrion Davis Price vs. Northwestern State (09/14/19)  
SEC Games: 3 by Joe Burrow at Texas A&M (11/24/18)

#### Had a player rush for 3 or more TDs

All Games: 3 by Joe Burrow at Texas A&M (11/24/18)  
SEC Games: 3 by Joe Burrow at Texas A&M (11/24/18)

#### Had a player rush for 4 or more TDs

All Games: 4 by Derrius Guice at Texas A&M (11/24/16)  
SEC Games: 4 by Derrius Guice at Texas A&M (11/24/16)

#### Had a player rush for 5 or more TDs

All Games: 5 by Kevin Faulk at Kentucky (11/01/97)  
SEC Games: 5 by Kevin Faulk at Kentucky (11/01/97)

### Individual Passing

#### Had a player pass for 200 or more yards

All Games: 398 by Joe Burrow at Vanderbilt (09/21/19)  
SEC Games: 398 by Joe Burrow at Vanderbilt (09/21/19)

#### Had a player pass for 250 or more yards

All Games: 398 by Joe Burrow at Vanderbilt (09/21/19)  
SEC Games: 398 by Joe Burrow at Vanderbilt (09/21/19)

#### Had a player pass for 300 or more yards.

All Games: 398 by Joe Burrow at Vanderbilt (09/21/19)  
SEC Games: 398 by Joe Burrow at Vanderbilt (09/21/19)

#### Had a player pass for 350 or more yards

All Games: 398 by Joe Burrow at Vanderbilt (09/21/19)  
SEC Games: 398 by Joe Burrow at Vanderbilt (09/21/19)

#### Had a player pass for 400 or more yards

All Games: 471 by Joe Burrow at Texas (09/07/19)  
SEC Games: 528 by Rohan Davey at Alabama (11/03/01)

#### Had a player pass for 450 or more yards

All Games: 471 by Joe Burrow at Texas (09/07/19)  
SEC Games: 528 by Rohan Davey at Alabama (11/03/01)

#### Had a player pass for 500 or more yards

All Games: 528 by Rohan Davey at Alabama (11/03/01)  
SEC Games: 528 by Rohan Davey at Alabama (11/03/01)

#### Had a player pass for 2 or more TDs

All Games: 6 by Joe Burrow at Vanderbilt (09/21/19)  
SEC Games: 6 by Joe Burrow at Vanderbilt (09/21/19)

#### Had a player pass for 3 or more TDs

All Games: 6 by Joe Burrow at Vanderbilt (09/21/19)  
SEC Games: 6 by Joe Burrow at Vanderbilt (09/21/19)

#### Had a player pass for 4 or more TDs

All Games: 6 by Joe Burrow at Vanderbilt (09/21/19)  
SEC Games: 6 by Joe Burrow at Vanderbilt (09/21/19)

#### Had a player complete 20 or more passes

All Games: 25 by Joe Burrow at Vanderbilt (09/21/19)  
SEC Games: 25 by Joe Burrow at Vanderbilt (09/21/19)

#### Had a player complete 25 or more passes

All Games: 25 by Joe Burrow at Vanderbilt (09/21/19)  
SEC Games: 25 by Joe Burrow at Vanderbilt (09/21/19)

#### Had a player complete 30 or more passes

All Games: 31 by Joe Burrow at Texas (09/07/19)  
SEC Games: 35 by Rohan Davey at Alabama (11/03/01)

#### Had a player complete 35 or more passes

All Games: 35 by Rohan Davey at Alabama (11/03/01)  
SEC Games: 35 by Rohan Davey at Alabama (11/03/01)

#### Had a player complete 15 straight passes

All Games: 17 by Rohan Davey vs. Arkansas-6 (11/26/99), vs. Western Carolina-11 (09/02/00) and 17 by Matt Mauck vs. Arizona-11 (09/06/03), vs. Western Illinois-6 (09/13/03)

#### Had a player throw 30 or more passes

All Games: 34 by Joe Burrow at Vanderbilt (09/21/19)  
SEC Games: 34 by Joe Burrow at Vanderbilt (09/21/19)

#### Had a player throw 35 or more passes

All Games: 39 by Joe Burrow at Texas (09/07/19)  
SEC Games: 38 by Joe Burrow at Texas A&M (11/24/18)

#### Had a player throw 40 or more passes

All Games: 51 by Brandon Harris at Ole Miss (11/21/15)  
SEC Games: 51 by Brandon Harris at Ole Miss (11/21/15)

#### Had a player throw 45 or more passes

All Games: 51 by Brandon Harris at Ole Miss (11/21/15)  
SEC Games: 51 by Brandon Harris at Ole Miss (11/21/15)

#### Had a player throw 50 or more passes

All Games: 51 by Brandon Harris at Ole Miss (11/21/15)  
SEC Games: 51 by Brandon Harris at Ole Miss (11/21/15)

### Individual Receiving

#### Had a player with 9 or more receptions in a game

All Games: 10 by Ja'Marr Chase at Vanderbilt (09/21/19)

#### Had a player with 10 or more receptions in a game

All Games: 10 by Ja'Marr Chase at Vanderbilt (09/21/19)  
SEC Games: 10 by Jarvis Landry at Georgia (09/28/13)

#### Had a player with 11 or more receptions in a game

All Games: 12 by Brandon LaFell vs. Troy (11/15/08)  
SEC Games: 12 by Michael Clayton at Alabama (11/15/03)

#### Had a player with 12 or more receptions in a game

All Games: 12 by Brandon LaFell vs. Troy (11/15/08)  
SEC Games: 12 by Michael Clayton at Alabama (11/15/03)

#### Had a player with 13 or more receptions in a game

All Games: 14 by Josh Reed vs. Illinois (01/01/02 - Sugar Bowl)  
SEC Games: 19 by Josh Reed at Alabama (11/03/01)

#### Had a player with 14 or more receptions in a game

All Games: 14 by Josh Reed vs. Illinois (01/01/02 - Sugar Bowl)  
SEC Games: 19 by Josh Reed at Alabama (11/03/01)

#### Had a player with 15 or more receptions in a game

All Games: 19 by Josh Reed at Alabama (11/03/01)  
SEC Games: 19 by Josh Reed at Alabama (11/03/01)

#### Had a player receive 100 or more yards

All Games: 229 by Ja'Marr Chase at Vanderbilt (09/21/19)  
SEC Games: 229 by Ja'Marr Chase at Vanderbilt (09/21/19)

#### Had a player receive 150 or more yards

All Games: 229 by Ja'Marr Chase at Vanderbilt (09/21/19)  
SEC Games: 229 by Ja'Marr Chase at Vanderbilt (09/21/19)

#### Had a player receive 200 or more yards

All Games: 229 by Ja'Marr Chase at Vanderbilt (09/21/19)  
SEC Games: 229 by Ja'Marr Chase at Vanderbilt (09/21/19)

#### Had a player receive 250 or more yards

All Games: 293 by Josh Reed at Alabama (11/03/01) - school record  
SEC Games: 293 by Josh Reed at Alabama (11/03/01) - school record

#### Had a player receive for 2 or more TDs

All Games: 4 by Ja'Marr Chase at Vanderbilt (09/21/19)  
SEC Games: 4 by Ja'Marr Chase at Vanderbilt (09/21/19)

#### Had a player receive for 3 or more TDs

All Games: 4 by Ja'Marr Chase at Vanderbilt (09/21/19)  
SEC Games: 4 by Ja'Marr Chase at Vanderbilt (09/21/19)

#### Had a player receive for 4 or more TDs

All Games: 4 by Ja'Marr Chase at Vanderbilt (09/21/19)  
SEC Games: 4 by Ja'Marr Chase at Vanderbilt (09/21/19)

#### Had a player receive for 5 or more TDs

All Games: 5 by Carlos Carson vs. Rice (09/24/77)  
SEC Games: Never





## 46 ANDRE ANTHONY

**Outside Linebacker**

**6-4 • 238 • Jr. • 1L**

**New Orleans, La.**

**Edna Karr High School**

### JUNIOR SEASON (2019)

Has seen action in all four games with starts against Northwestern State and Vanderbilt ... Credited for a pair of tackles at Vanderbilt ... Finished with three tackles and PBU against Northwestern State ... Sacked Texas quarterback Sam Ehlinger in the fourth quarter ... Totaled a pair of tackles against Georgia Southern.

### ANDRE ANTHONY'S CAREER HIGHS

Tackles: 5 at Auburn, 2018

Tackles for loss: 1 at Texas, 2019

Sacks: 1 at Texas, 2019

Quarterback Hurries: 1, 2x (Last: vs. Ole Miss)

Fumble recoveries: 1 vs. Southeastern Louisiana

### ANDRE ANTHONY'S CAREER STATISTICS

YEAR	G-GS	UT	AT	TT	TFL	Sacks	PD	QBH	INT	FF	FR
2017	0-0	0	0	0	0	0	0	0	0	0	0
2018	13-3	5	9	14	0.5-4	0.5-4	0	2	0	0	1
2019	4-2	4	4	8	1.0-2	1.0-2	1	0	0	0	0
<b>Total</b>	<b>17-5</b>	<b>9</b>	<b>13</b>	<b>22</b>	<b>1.5-6</b>	<b>1.5-6</b>	<b>1</b>	<b>2</b>	<b>0</b>	<b>0</b>	<b>1</b>



## 32 AVERY ATKINS

**Placekicker/Kickoff Specialist**

**6-1 • 210 • So. • 1L**

**Auburn, Ala.**

**Auburn High School**

### 2018 SEC First-Year Academic Honor Roll

### SOPHOMORE SEASON (2019)

LSU's kickoff specialist who has 120 kickoffs and owns a 91 percent touch back rating... Has totaled at least nine touch backs in every game in 2019 ... Owns a career high 11 kickoffs against Vanderbilt and Northwestern State ... Set a new career high with 11 touch backs and 715 yards at Vandy ... Kicked off 11 times with nine touch backs against Northwestern State ... Perfect on touch backs with nine against Texas ... Opened the season with 10 kickoffs for 650 yards against Georgia Southern.

### ATKINS' CAREER HIGHS

Kickoffs: 11 vs. Northwestern State, 2019

Kickoff Yards: 690 vs. Northwestern State, 2019

Touch backs: 9, 3x (Last: vs. Northwestern State, 2019)

### ATKINS' CAREER KICKOFF STATISTICS

YEAR	G	NO.	YDS.	AVG.	TB	OB
2018	13	79	5,014	63.5	71	0
2019	4	41	1,925	64.2	38	0
<b>Total</b>	<b>17</b>	<b>120</b>	<b>7,654</b>	<b>63.8</b>	<b>109</b>	<b>0</b>



## 15 MYLES BRENNAN

**Quarterback**

**6-5 • 183 • So. • 1L**

**Long Beach, Miss.**

**St. Stanislaus High School**

### JUNIOR SEASON (2019)

LSU's backup quarterback behind Joe Burrow ... Has seen action in 2019 against Vanderbilt, Northwestern State and Georgia Southern ... Set career highs in completions with eight and yards for 115 against Northwestern State ... Completed seven passes on 12 attempts for 72 yards in the season opener against Georgia Southern.

### MYLES BRENNAN'S CAREER PASSING HIGHS

Pass attempts: 12 vs. Georgia Southern, 2019

Pass completions: 8 vs. Northwestern State, 2019

Pass yards: 115 vs. Northwestern State, 2019

Pass TDs: 1 vs. Troy, 2017

Had intercepted: 1, 3x (Last: at Vanderbilt, 2019)

Long pass: 48 vs. Troy, 2017

### MYLES BRENNAN'S CAREER RUSHING HIGHS

Rush attempts: 3, 2x (Last: vs. Georgia Southern, 2019)

Rush yards: 14 at Vanderbilt, 2019

Long rush: 9, 2x (Last: at Vanderbilt, 2019)

### MYLES BRENNAN'S CAREER STATISTICS

#### PASSING

YEAR	G-GS	COMP	ATT	INT	YDS	TD	LONG
2017	6-0	14	24	2	182	1	48
2018	1-0	4	6	0	65	0	39
2019	3-0	16	25	1	207	0	35
<b>Total</b>	<b>10-0</b>	<b>34</b>	<b>55</b>	<b>3</b>	<b>454</b>	<b>1</b>	<b>48</b>

#### RUSHING

YEAR	ATT	YDS	TD	LONG
2017	9	-6	0	6
2018	0	0	0	0
2019	6	26	0	9
<b>Total</b>	<b>15</b>	<b>20</b>	<b>0</b>	<b>9</b>





## 9 JOE BURROW

**Quarterback**

**6-4 • 216 • Sr. • 1L**

**Athens, Ohio**

**Athens HS/Ohio State**

- **2019 Davey O'Brien Award National Quarterback of the Week (at Texas)**
- **2019 Maxwell Award Player of the Week**
- **2019 SEC Player of the Week (vs. Georgia Southern, at Texas, at Vanderbilt)**
- **2098 Davey O'Brien Great Eight List (at Vanderbilt)**
- **2019 Fiesta Bowl Offensive Player of the Game (vs. UCF)**
- **2018 LSU Permanent Team Captain**
- **2018 SEC Academic Honor Roll**
- **2018 Davey O'Brien Great Eight List (vs. Georgia, vs. Ole Miss)**
- **2018 SEC Player of the Week (at Auburn, vs. Ole Miss)**
- **2018 Ohio State University Graduate (B.A. Consumer & Family Financial Services)**
- **2016 Academic All-Big Ten Conference**
- **2016 Ohio State Scholar-Athlete**

### SENIOR SEASON (2019)

Is 14-3 overall as LSU's starting quarterback ... Has thrown for 4,414 career yards in the air, the 11th quarterback in school history with 4,000-plus passing yards ... Owns the most passing yards in the first three games of a season (1,520) in school history ... Owns seven-straight games of 20+ completions, the first quarterback in school history with four or more ... Has thrown 17 touchdown passes in 2019, tying for the most in SEC through the first four games of a season ... Owns five, 300-yard career passing games for the second most in school history ... Threw for a school record six touchdowns against Vanderbilt, breaking the original record of five set by Zach Mettenberger and tied by Burrow against Georgia Southern ... Was 25-of-24 for 398 yards against Vanderbilt ... His 357 passing yards in the first half against Vandy marked the most by an LSU player in a first half in school history .... Finished 21-of-24 with two touchdowns and 373 yards against Northwestern State ... His 87.5 completion percentage is third in school history ... Had a record day at Texas, leading LSU to its first top-10 non-conference road win in school history ... Finished 31-of 39 for 471 yards and four touchdowns in Austin for the second-most yards and completions in a game in school history ... Connected with Justin Jefferson (163), Ja'Marr Chase (147) and Terrace Marshall Jr. (123) against the Longhorns for the first game in school history with three receivers with more than 100 yards in a game ... Connected with Jefferson on a 61-yard TD on third-and-sixteen with 2:27 remaining in the game to seal the Tigers' victory ... Named the SEC Offensive Player of the Week, Davey O'Brien National Quarterback of the Week and Maxwell Award Player of the Week after his performance at Texas ... Opened the 2019 season against Georgia Southern by leading the LSU offensive to fives-straight touchdown drives ... Finished 23-of-27 for 278 yards and five touchdowns ... Tied the school record for touchdown passes in a game with five against Georgia Southern ... Named the SEC Offensive Player of the Week.

### JOE BURROW'S CAREER STATISTICS

#### PASSING

YEAR	G-GS	COMP	ATT	PCT.	YDS	TD	INT	LONG
2018	13-13	219	379	57.8	2,894	16	5	71 (TD)
2019	4-4	100	124	80.6	1,520	17	2	65
<b>LSU TOTAL 17-17</b>	<b>319</b>	<b>503</b>	<b>63.4</b>	<b>4,414</b>	<b>33</b>	<b>7</b>	<b>71</b>	

#### RUSHING

YEAR	ATT	YDS	AVG.	TD	LONG
2018	128	399	3.1	7	59
2019	19	20	1.1	1	16
<b>TOTAL</b>	<b>147</b>	<b>419</b>	<b>2.9</b>	<b>8</b>	<b>59</b>

### JOE BURROW'S CAREER PASSING HIGHS

Completions: 31 at Texas, 2019

Attempts: 39 at Texas, 2019

Yards: 471 at Texas, 2019

Long: 71 at Auburn, 2018

Touchdowns: 6 at Vanderbilt, 2019

### JOE BURROW'S CAREER RUSHING HIGHS

Attempts: 29 at Texas A&M, 2018

Yards: 100 at Texas A&M, 2018

Long: 59 vs. Georgia, 2018

Touchdowns: 3 at Texas A&M, 2018

### JOE BURROW IN THE LSU RECORD BOOKS

#### PASSING RECORDS

##### Passing Yards (Game)

No. 2 471 at Texas (2019)

No. 4 398 at Vanderbilt (2019)

No. 5 394 vs. Central Florida (2019 Fiesta Bowl)

##### Passing Yards (Season)

No. 4 2,984 (2018)

##### TD Passes (Game)

No. 1 6 at Vanderbilt (2019)

No. 2 5 vs. Georgia Southern (2019)

##### Attempts (Season)

No. 1 399 (2018)

##### Completions (Game)

No. 3 31 at Texas (2019)

##### Completions (Season)

No. 3 219 (2018)

##### Completion Percentage (Game)

No. 3 87.5, 21-24 vs. Northwestern State (2019)

##### Consecutive Passes Without an Interception (Game)

No. 6 38 vs. Texas A&M

##### Consecutive Passes Without an Interception (Season)

No. 1 158 (2018)

##### Consecutive Completions

No. 4 12 at Vanderbilt (2019)

##### Pass Yards Gained Per Play (Game)

No. 4 11.58 vs. Central Florida (2019 Fiesta Bowl)

##### Passing Yards Per Game (Season)

No. 5 222.6 (2018)

##### 300-Yard Passing Games (Season)

tNo. 2 3 (2019)

##### 300-Yard Passing Games (Career)

No. 2 5

### RUSHING RECORDS

#### Rushing Touchdowns by a QB (Game)

tNo. 1 3 vs. Texas A&M (2018)

#### Rushing Touchdowns by a QB (Season)

tNo. 1 7 (2018)

#### Rushing Yards by a QB (Game)

tNo. 8 100 vs. Texas A&M (2018)

#### Rushing Yards by a QB (Season)

No. 5 399 (2018)

### TOTAL OFFENSE RECORDS

#### Total Plays (Game)

No. 1 67 vs. Texas A&M (2018) – 38 passing, 29 rushing

#### Total Plays (Season)

No. 1 507 (2018) – 379 passing, 128 rushing

#### Total Yards (Game)

No. 2 479 at Texas (2019) – 471 passing, 8 rushing

No. 4 418 vs. Central Florida (2019 Fiesta Bowl) – 394 passing, 24 rushing

No. 7 388 vs. Ole Miss, 2018 – 292 passing, 96 rushing

No. 10 370 vs. Texas A&M (2018) – 270 passing, 100 rushing

#### Total Yards (Season)

No. 2 3,292 (2018) – 2,894 passing, 399 rushing

#### Total Yards Per Game (Season)

No. 2 253.2 (2018) – 3,293 in 13 games

#### Touchdowns Responsible For (Game)

No. 1 6 at Vanderbilt (2019) – 6 passing

6 vs. Texas A&M (2018) – 3 rushing, 3 passing

#### Touchdowns Responsible For (Season)

tNo. 6 23 (2018) – 16 passing, 7 rushing

### BOWL GAME RECORDS

#### Passing Attempts

tNo. 4 34 vs. Central Florida (2019 Fiesta Bowl)

#### Passing Completions

tNo. 2 21 vs. Central Florida (2019 Fiesta Bowl)

#### Passing Yards

No. 2 394 vs. Central Florida (2019 Fiesta Bowl)

#### Passing Touchdowns

tNo. 1 4 vs. Central Florida (2019 Fiesta Bowl)



## 44 TORY CARTER

**Fullback**  
**6-2 • 259 • Jr. • 2L**  
**Valdosta, Ga.**  
**Lee County High School**

### JUNIOR SEASON (2019)

Played in games against Georgia Southern, Texas and Northwestern State at tight end and on special teams ... Made his first catch of the season for seven yards against Northwestern State.

### TORY CARTER'S CAREER STATISTICS

#### RUSHING

YEAR	G-GS	ATT	YDS.	TD	LONG
2017	12-1	0	0	0	0
2018	12-4	2	4	0	2
2019	3-0	0	0	0	0
<b>Total</b>	<b>27-5</b>	<b>2</b>	<b>4</b>	<b>0</b>	<b>2</b>

#### RECEIVING

YEAR	REC.	YDS.	TD	LONG
2017	6	61	1	28
2018	4	39	1	12
2019	1	7	0	0
<b>Total</b>	<b>11</b>	<b>107</b>	<b>2</b>	<b>28</b>



## 18 K'LAVON CHAISSON

**Outside Linebacker**  
**6-4 • 238 • So. • 1L**  
**Houston, Texas**  
**North Shore High School**

18

- 2019 No. 18 Jersey
- 2018 SEC Academic Honor Roll
- 2017 SEC Academic Honor Roll
- 2017 Freshman All-SEC

### SOPHOMORE SEASON (2019)

Missed the Tigers' games against Northwestern State and Vanderbilt with an injury ... Recorded five tackles at Texas ... Returned to the field for the season opener against Georgia Southern after missing the 2018 season with a torn ACL ... Totaled five tackles and recorded his first forced fumble against GS.

### K'LAVON CHAISSON'S CAREER HIGHS

Tackles: 6 vs. Miami, 2018  
 Tackles for Loss: 2.5 vs. Chattanooga, 2017  
 Sacks: 2.0 vs. Chattanooga, 2017  
 Force Fumbles: 1 vs. Georgia Southern, 2019  
 Quarterback Hurries: 1, 4x (Last: at Texas, 2019)  
 Interceptions: 0  
 Pass Breakups: 1, 2x (Last: vs. Notre Dame, 2018 Citrus Bowl)

### K'LAVON CHAISSON'S CAREER STATS

YEAR	G-GS	UT	AT	TT	TFL	Sacks	PBU	QBH	INT	FF	FR
2017	12-3	9	18	27	4.5-20	2.0-15	2	2	0	0	0
2018	1-1	3	2	5	1.0-8	1.0-8	0	1	0	0	0
2019	2-2	5	5	10	1.0-12	1.0-12	0	1	0	1	0
<b>Totals</b>	<b>15-6</b>	<b>17</b>	<b>25</b>	<b>42</b>	<b>6.5-40</b>	<b>4.0-35</b>	<b>2</b>	<b>4</b>	<b>0</b>	<b>1</b>	<b>0</b>



## 77 SAAHDIQ CHARLES

**Offensive Tackle**  
**6-5 • 305 • Jr. • 2L**  
**Jackson, Miss.**  
**Madison-Ridgeland Academy**

### JUNIOR SEASON (2019)

LSU's starting left tackle against Texas and Vanderbilt ... Had one knockdown in both games ... Helped pave the way for Clyde Edwards Helaire's 87 yards on the ground and quarterback Joe Burrow's 471 yards through the air at Texas.



## 1 JA'MARR CHASE

**Wide Receiver**  
**6-1 • 205 • So. • 1L**  
**Harvey, La.**  
**Archbishop Rummel High School**

### SOPHOMORE SEASON (2019)

The team leader in yards with 397 and second on the team in receptions (20) and touchdowns (5) ... Set career highs with 10 receptions for 229 yards and four touchdowns ... Became the third player in school history with four or more touchdowns in a game and the first since 1989 ... His 229 receiving yards against Vanderbilt marked the fourth most in school history ... The first LSU receiver with 200-plus yards since Odell Beckham Jr. against Furman in 2013 ... Totaled a career high 147 yards on six receptions against Texas ... A part of the first trio in school history, along with Justin Jefferson and Terrace Marshall, to finish with 100 receiving yards in a game ... Started the season opener against Georgia Southern and made a pair of catches for 21 yards and a touchdown.

### JA'MARR CHASE'S CAREER HIGHS

Receptions: 10 at Vanderbilt, 2019  
 Receiving yards: 229 at Vanderbilt, 2019  
 Touchdowns: 4 at Vanderbilt, 2019  
 Long reception: 64 at Vanderbilt, 2019

### JA'MARR CHASE'S CAREER RECEIVING STATISTICS

YEAR	G-GS	REC.	YDS.	TD	LONG
2018	13-7	23	313	3	45
2019	3-3	20	397	5	64 (TD)
<b>TOTAL</b>	<b>16-10</b>	<b>43</b>	<b>710</b>	<b>8</b>	<b>64 (TD)</b>



## 35 DAMONE CLARK

**Linebacker**  
**6-4 • 238 • So. • 1L**  
**Baton Rouge, La.**  
**Southern Lab High School**

### SOPHOMORE SEASON (2019)

Finished with four tackles and recorded his first career sack at Vanderbilt ... Started against Northwestern State and finished third on the team in tackles with six ... Provided depth for the Tigers at Texas and finished with a pair of tackles at Texas ... Made his first career start against Georgia Southern and finished second on the team in tackles with nine.

### DAMONE CLARK'S CAREER HIGHS

Tackles: 9 vs. Georgia Southern, 2019  
 Tackles for Loss: 1.5 at Vanderbilt, 2019  
 Sacks: 1.5 at Vanderbilt, 2019

### DAMONE CLARK'S CAREER STATISTICS

YEAR	G-GS	UT	AT	TT	TFL	SACKS	PD	QBH	INT	FF	FR
2018	13-0	0	1	1	0-0	0-0	0	0	0	0	0-0
2019	4-2	6	16	22	1.5-11	1.5-11	0	0	0	0	0-0
<b>Total</b>	<b>17-24</b>	<b>6</b>	<b>17</b>	<b>23</b>	<b>1.5-11</b>	<b>1.5-11</b>	<b>0</b>	<b>0</b>	<b>0</b>	<b>0</b>	<b>0-0</b>



## 24 CHRIS CURRY

**Running Back**  
**6-0 • 219 • Fr. • RS**  
**Lehigh Acres, Fla.**  
**Lehigh High School**

### REDSHIRT FRESHMAN SEASON (2019)

Returned to the field at Vanderbilt for 14 yards on four carries ... Totaled a pair of rushes for 23 yards and made his first career reception finishing with two for 14 yards against Georgia Southern.

### CHRIS CURRY'S CAREER RUSHING HIGHS

Rush attempts: 4 at Vanderbilt, 2019  
 Rushing yards: 21 vs. Georgia Southern, 2019  
 Rushing TDs: None  
 Longest Rush: 20 vs. Georgia Southern, 2019

### CHRIS CURRY'S CAREER RECEIVING HIGHS

Receptions: 2 vs. Georgia Southern, 2019  
 Receiving yards: 14 vs. Georgia Southern, 2019  
 Touchdowns: 0  
 Long reception: 9 vs. Georgia Southern, 2019

### CHRIS CURRY'S CAREER RUSHING STATISTICS

YEAR	G-GS	Att.	Yards	TD	Long
2018	4-0	8	2	0	3
2019	3-0	6	33	0	20
<b>TOTAL</b>	<b>7-0</b>	<b>14</b>	<b>35</b>	<b>0</b>	<b>20</b>

### CHRIS CURRY'S CAREER RECEIVING STATISTICS

YEAR	Rec.	Yards	TD	Long
2018	0	0	0	0
2019	2	14	0	9
<b>TOTAL</b>	<b>2</b>	<b>14</b>	<b>0</b>	<b>9</b>



## 79 LLOYD CUSHENBERRY III

**Center**  
**6-4 • 309 • Jr. • 2L**  
**Carville, La.**  
**Dutchtown High School**

18

- 2019 No. 18 Jersey
- 2016 SEC First-Year Academic Honor Roll

### JUNIOR SEASON (2019)

LSU's starting center in 16-straight games ... Has played 251 snaps and totaled three knockdowns in four games ... The center in all 59 snaps against Northwestern State and Vanderbilt ... Played all 71 snaps against Texas and earned a knockdown ... The anchor of the line that racked up 472 yards of total offense in the season opener against Georgia Southern.



## 3 TYRION DAVIS-PRICE

**Running Back**  
**6-1 • 226 • Fr. • HS**  
**Baton Rouge, La.**  
**Southern Lab High School**

### FRESHMAN SEASON (2019)

Owens appearances in all four games ... Ran for 19 yards and a touchdown on four carries in his first SEC game at Vanderbilt ... Scored his first career touchdown on a 1-yard run against Northwestern State ... Added another run with 2:12 left against the Demons on a 2-yard run ... Finished the night against NSU with 29 yards on seven carries ... Made his first career appearance against Georgia Southern and totaled five carries for 11 yards as well as a pair of catches for 24 yards.

### TYRION DAVIS PRICE'S CAREER RUSHING HIGHS

Rush attempts: 7 vs. Northwestern State, 2019  
 Rushing yards: 29 vs. Northwestern State, 2019  
 Rushing TDs: 2 vs. Northwestern State, 2019  
 Longest Rush: 10 vs. Northwestern State, 2019

### TYRION DAVIS PRICE'S CAREER RECEIVING HIGHS

Receptions: 2, 2x (Last: vs. Northwestern State, 2019)  
 Receiving yards: 24 vs. Northwestern State, 2019  
 Touchdowns: 0  
 Long reception: 15 vs. Georgia Southern, 2019

### TYRION DAVIS PRICE'S CAREER RUSHING STATISTICS

YEAR	G-GS	Att.	Yards	TD	Long
2019	4-0	17	59	3	10
<b>TOTAL</b>	<b>4-0</b>	<b>17</b>	<b>59</b>	<b>3</b>	<b>10</b>

### TYRION DAVIS PRICE'S CAREER RECEIVING STATISTICS

YEAR	Rec.	Yards	TD	Long
2019	5	43	0	18
<b>TOTAL</b>	<b>5</b>	<b>43</b>	<b>0</b>	<b>18</b>



## 76 AUSTIN DECULUS

**Offensive Tackle**  
**6-7 • 321 • Jr. • 2L**  
**Mamou, La.**  
**Cy-Fair High School (Cypress, Texas)**

### JUNIOR SEASON (2019)

LSU's starting right tackle for the last 16 games ... Played 248 snaps in four games and is third on the team in knockdowns with five.



## 7 GRANT DELPIT

**Safety**  
**6-3 • 203 • Jr. • 2L**  
**Houston, Texas**  
**IMG Academy**

- 2018 Unanimous All-American
- 2018 First Team All-American  
 (Walter Camp, AP, FWAA, Sporting News, AFCA, Sports Illustrated)
- 2018 Jack Tatum Award Winner (Columbus Ohio Touchdown Club)
- 2018 Nagurski Trophy Finalist
- 2018 Thorpe Award Semifinalist
- 2018 First Team All-SEC (Coaches, AP)
- 2018 SEC Defensive Player of the Week (vs. Mississippi State)
- 2018 Bednarik Award Player of the Week (vs. Mississippi State)

### JUNIOR SEASON (2019)

LSU's starting safety in the last 18 games ... Second on the team in tackles with six and added a PBU at Vanderbilt ... Finished with three tackles at Texas and against Northwestern State ... Totaled five tackles, 1.5 tackles for loss and a fumble recover in the season opener against Georgia Southern.

### GRANT DELPIT'S CAREER HIGHS

Tackles: 10, 3x (Last: vs. Mississippi State, 2018)  
 Tackles for loss: 2.5 vs. Ole Miss, 2018  
 Sacks: 1, 5x (Last: vs. Arkansas, 2018)  
 Interceptions: 2, vs. Mississippi State, 2018  
 Pass breakups: 3 at Texas A&M, 2018  
 Fumble recoveries: 1, 2x (Last: vs. Georgia Southern, 2019)

### GRANT DELPIT'S CAREER STATISTICS

YEAR	G-GS	UT	AT	TT	TFL	SACKS	PD	QBH	INT	FF	FR
2017	13-10	36	24	60	3.5-5	0.0-0	9	1	1-0	0	0-0
2018	13-13	46	28	74	9.5-53	5.0-44	14	4	5-1	1	1-0
2019	4-4	10	6	16	1.5-3	0-0	1	0	0-0	0	1-0
<b>Total</b>	<b>30-27</b>	<b>92</b>	<b>58</b>	<b>150</b>	<b>14.5-61</b>	<b>5.0-44</b>	<b>24</b>	<b>5</b>	<b>6-1</b>	<b>1</b>	<b>2-0</b>



## 19 DERRICK DILLON

**Wide Receiver**  
**5-11 • 184 • Sr. • 3L**  
**Franklinton, La.**  
**Pine High School**

### SENIOR SEASON (2019)

In the start against Northwestern State, totaled three receptions for 41 yards ... Made one reception for 32 yards in the season opener against Georgia Southern.

### DERRICK DILLON'S CAREER RECEIVING HIGHS

Receptions: 5 vs. Rice, 2018  
 Receiving yards: 86 vs. UCF, 2019 Fiesta Bowl  
 Receiving TDs: 1, 2x (Last: vs. UCF, 2019 Fiesta Bowl)  
 Long Reception: 71 (TD) vs. Auburn, 2018

### DERRICK DILLON'S CAREER RUSHING HIGHS

Rushing attempts: 2, 4x (Last: at Alabama, 2017)  
 Rushing yards: 30 vs. Florida, 2017  
 Rushing TDs: 0  
 Long rush: 30 vs. Florida, 2017

### DERRICK DILLON'S CAREER RECEIVING STATISTICS

YEAR	G-GS	REC.	YDS.	TD	LONG
2016	8-0	0	0	0	0
2017	13-3	14	125	0	16
2018	13-5	22	307	2	71 (TD)
2019	4-1	4	73	0	32
<b>TOTALS</b>	<b>38-9</b>	<b>40</b>	<b>505</b>	<b>2</b>	<b>71 (TD)</b>

### DERRICK DILLON'S CAREER RUSHING STATISTICS

YEAR	ATT.	YARDS	TD	LONG
2016	0	0	0	0
2017	15	86	0	30
2018	3	1	0	1
2019	0	0	0	0
<b>TOTALS</b>	<b>18</b>	<b>87</b>	<b>0</b>	<b>30</b>



## 45 MICHAEL DIVINITY JR.

**Linebacker**  
**6-2 • 238 • Sr. • 3L**  
**Marrero, La.**  
**John Ehret High School**

### SENIOR SEASON (2019)

Started at middle linebacker at Vanderbilt and had a tackle before leaving the game with an injury ... LSU's starting linebacker against Texas ... Finished as the Tigers' leading tackler with a career-high 10 and a sack against the Longhorns.

### MICHAEL DIVINITY JR.'S CAREER HIGHS

Tackles: 10 at Texas, 2019  
 Tackles for loss: 2.0 vs. Louisiana Tech, 2018  
 Sacks: 1.5 vs. Miami, 2018  
 Quarterback Hurries: 3 vs. Florida, 2018  
 Interceptions: 1 vs. Mississippi State, 2018  
 Fumbles Forced: 1 vs. Arkansas, 2018  
 Fumbles Returned: 1, 4x (Last: vs. UCF, 2019 Fiesta Bowl)  
 Fumble Return Yards: 58 vs. Texas A&M, 2018

### MICHAEL DIVINITY JR.'S CAREER STATISTICS

YEAR	G-GS	UT	AT	TT	TFL	SACKS	PD	QBH	INT	FF	FR
2016	9-0	7	6	13	1.0-6	0	0	0	0	0	0
2017	11-1	6	9	15	2.5-4	1.0-1	0	1	0	0	2-0
2018	12-11	20	34	54	10.5-45	5.0-27	2	8	1-31	1	2-58
2019	2-2	8	3	11	1.0-12	1.0-12	0	1	0	0	0
<b>Totals</b>	<b>34-14</b>	<b>41</b>	<b>52</b>	<b>93</b>	<b>15.0-67</b>	<b>7.0-40</b>	<b>2</b>	<b>10</b>	<b>1-31</b>	<b>1</b>	<b>4-58</b>



## 22 CLYDE EDWARDS-HELAIRE

**Running Back**  
**5-9 • 212 • Jr. • 2L**  
**Baton Rouge, La.**  
**Catholic High School**

### JUNIOR SEASON (2019)

LSU's starting running back in all four games ... The team's leading rusher with 299 yards and five touchdowns ... Surpassed 100 yards for the third time in his career with 106 yards and one touchdown on 14 attempts at Vanderbilt ... Rushed for 50 yards and career-high two touchdowns on 13 attempts against Northwestern State ... Totaled 87 yards on 15 attempts against the Longhorn ... Scored a crucial 12-yard touchdown against UT with 9:58 remaining in the fourth quarter to extend LSU's lead to 9 ... Started his first career game in the season opener against Georgia Southern and was LSU's leading rusher with 45 yards and one touchdown on nine carries ... Also finished with a career high four receptions for 31 yards.

### CLYDE EDWARDS-HELAIRE'S CAREER RUSHING HIGHS

Rushing attempts: 20 vs. Louisiana Tech, 2018  
 Rushing yards: 145 vs. Georgia, 2018  
 Rushing TDs: 2, 2x (Last: vs. Northwestern State, 2019)  
 Long rush: 47 vs. Georgia, 2018

### CLYDE EDWARDS-HELAIRE'S CAREER RECEIVING HIGHS

Receptions: 4, 2x (Last: at Texas, 2019)  
 Receiving yards: 38 vs. Alabama, 2018  
 Receiving TDs: 0  
 Long reception: 30 vs. Alabama, 2018

### CLYDE EDWARDS-HELAIRE'S CAREER KICK RETURN HIGHS

Kick returns: 3, 3x (Last: vs. Northwestern State, 2019)  
 Kick return yards: 110 vs. UCF, 2019 Fiesta Bowl  
 Long kick return: 77 vs. UCF, 2019 Fiesta Bowl

### CLYDE EDWARDS-HELAIRE'S CAREER RUSHING STATISTICS

YEAR	G-GS	No.	Yards	TD	Long
2017	13-0	9	31	0	10
2018	13-0	146	658	7	47
2019	4-4	51	288	5	46
<b>TOTAL</b>	<b>30-4</b>	<b>206</b>	<b>977</b>	<b>12</b>	<b>47</b>

### CLYDE EDWARDS-HELAIRE'S CAREER RECEIVING STATISTICS

YEAR	Rec.	Yards	TD	Long
2017	3	46	0	27
2018	11	96	0	30
2019	9	47	0	15
<b>TOTAL</b>	<b>23</b>	<b>189</b>	<b>0</b>	<b>30</b>

### CLYDE EDWARDS-HELAIRE'S CAREER KICKOFF RETURNS STATISTICS

YEAR	No.	Yards	TD	Long
2017	13	247	0	26
2018	17	416	0	77
2019	4	98	0	31
<b>TOTAL</b>	<b>34</b>	<b>761</b>	<b>0</b>	<b>77</b>





## 4 JOHN EMERY JR.

**Running Back**  
**6-0 • 203 • Fr. • HS**  
**St. Rose, La.**  
**Destrehan High School**

### FRESHMAN SEASON (2019)

Totaled a career high 51 yards on nine rushes and a touchdown in his first SEC game at Vanderbilt ... Scored his first career touchdown against Northwestern State ... Made his first career appearance in the season opener against Georgia Southern and totaled 20 yards on six carries and made one reception for 17 yards.

### JOHN EMERY JR.'S CAREER RUSHING HIGHS

Rushing attempts: 9 at Vanderbilt, 2019  
 Rushing yards: 51 at Vanderbilt, 2019  
 Rushing TDs: 1, 2x (Last: at Vanderbilt, 2019)  
 Long rush: 21 at Vanderbilt, 2019

### JOHN EMERY JR.'S CAREER RECEIVING HIGHS

Receptions: 1 vs. Georgia Southern, 2019  
 Receiving yards: 17 vs. Georgia Southern, 2019  
 Receiving TDs: 0  
 Long reception: 17 vs. Georgia Southern, 2019

### JOHN EMERY JR.'S CAREER RUSHING STATISTICS

YEAR	G-GS	No.	Yards	TD	Long
2019	3-0	18	69	2	21
<b>TOTAL</b>	<b>3-0</b>	<b>18</b>	<b>69</b>	<b>2</b>	<b>21</b>

### JOHN EMERY JR.'S CAREER RECEIVING STATISTICS

YEAR	Rec.	Yards	TD	Long
2019	1	17	0	17
<b>TOTAL</b>	<b>1</b>	<b>17</b>	<b>0</b>	<b>17</b>



## 92 NEIL FARRELL JR.

**Defensive End**  
**6-5 • 295 • Jr. • 2L**  
**Mobile, Ala.**  
**Murphy High School**

### JUNIOR SEASON (2019)

Finished with four tackles, 1.0 tackle for loss and three quarterback hurries at Vanderbilt ... Made his first career start against Northwestern State and finished as LSU's top lineman in tackles with six ... Finished as the top defensive lineman and third on the team in tackles with a career high of eight in the season opener against Georgia Southern.

### NEIL FARRELL JR.'S CAREER HIGHS

Tackles: 8 vs. Georgia Southern, 2019  
 Tackles for Loss: 1.5, 2x (Last: at Vanderbilt, 2019)  
 Sacks: 1.5 vs. Southeastern Louisiana, 2018

### NEIL FARRELL JR.'S CAREER STATISTICS

YEAR	G-GS	UT	AT	TT	TFL	SACKS	PD	QBH	INT	FF	FR
2017	5-0	1	4	5	0.0-0	0.0-0	0	1	0	0	0
2018	10-0	10	13	23	4.0-22	1.5-14	1	2	0	0	0
2019	4-1	4	15	19	2.5-4	1.0-2	1	4	0	0	0
<b>Total</b>	<b>19-1</b>	<b>15</b>	<b>32</b>	<b>47</b>	<b>6.5-26</b>	<b>2.5-16</b>	<b>2</b>	<b>7</b>	<b>0</b>	<b>0</b>	<b>0</b>



## 91 BREDIDEN FEHOKO

**Defensive Line**  
**6-4 • 291 • Sr. • 1L**  
**Honolulu, Hawaii**  
**Farrington High School/Texas Tech**

### SENIOR SEASON (2019)

Has played in 12 career games with 10 starts for LSU ... Started at Vanderbilt and finished with four tackles and 2.5 tackles for loss ... Made his first start of 2019 against Northwestern State and earned a pair of tackles.

### BREDIDEN FEHOKO'S CAREER HIGHS

Tackles: 6 vs. Southeastern Louisiana, 2018  
 Tackles for Loss: 2.5 vs. Southeastern Louisiana, 2018  
 Sacks: 1.0 vs. Southeastern Louisiana, 2018

### BREDIDEN FEHOKO'S CAREER STATISTICS

YEAR	G-GS	UT	AT	TT	TFL	Sacks	PD	QBH	INT	FF	FR
2018	8-8	2	14	16	3.0-25	1.5-15	1	2	0	0	0-0
2019	4-2	2	4	6	3.0-12	0.5-5	0	0	0	0	0-0
<b>Totals</b>	<b>12-10</b>	<b>4</b>	<b>18</b>	<b>22</b>	<b>6.0-37</b>	<b>2.0-20</b>	<b>1</b>	<b>2</b>	<b>0</b>	<b>0</b>	<b>0-0</b>



## 48 BLAKE FERGUSON

**Long Snapper**  
**6-4 • 235 • Sr. • 3L**  
**Smyrna, Ga.**  
**Buford High School**

- 2019 Campbell Award Semifinalist
- 2018 First Team All-America (Phil Steele Magazine)
- 2018 Permanent LSU Team Captain
- 2018 SEC Community Service Team
- 2018 SEC Football Leadership Council Chair
- 2018 LSU Graduate (B.A. Marketing)
- 2018 SEC Academic Honor Roll
- 2017 SEC Academic Honor Roll
- 2016 SEC Academic Honor Roll
- 2015 SEC First-Year Academic Honor Roll

### SENIOR SEASON (2019)

On a streak of 42-straight games as LSU's long snapper.



## 1 KRISTIAN FULTON

**Cornerback**  
**6-0 • 192 • Sr. • 2L**  
**New Orleans, La.**  
**Archbishop Rummel High School**

### SENIOR SEASON (2019)

LSU's starting cornerback... Third on the team with tackles and also credited for a PBU at Vanderbilt ... Totaled a pair of pass breakups at Texas.

### KRISTIAN FULTON'S CAREER HIGHS

Tackles: 5, 2x (Last: at Vanderbilt, 2019)  
 Tackles for Loss: 1.0 vs. Arkansas, 2018  
 Sacks: 0  
 Interceptions: 1 vs. Georgia, 2018  
 Pass Breakups: 2, 4x (Last: at Texas, 2019)

### KRISTIAN FULTON'S CAREER STATS

YEAR	G-GS	UT	AT	TT	TFL	Sacks	PD	QBH	INT	FF	FR
2016	3-0	1	1	2	0-0	0-0	0	0	0	0	0
2017	0-0	0	0	0	0-0	0-0	0	0	0	0	0
2018	10-10	20	5	25	1.0-7	0-0	10	0	1-0	1	0
2019	4-4	9	1	10	0-0	0-0	5	0	0-0	0	0
<b>Totals</b>	<b>17-14</b>	<b>30</b>	<b>7</b>	<b>37</b>	<b>1.0-7</b>	<b>0-0</b>	<b>15</b>	<b>0</b>	<b>1-0</b>	<b>1</b>	<b>0</b>



## 4 TODD HARRIS JR.

**Safety**  
**5-11 • 186 • Jr. • 2L**  
**Maringouin, La.**  
**Plaquemine High School**

### JUNIOR SEASON (2019)

Out for the season after suffering an injury against Northwestern State ... Was LSU's starting safety opposite of Grant Delpit ... Earned a tackle for loss at Texas ... Made his second career start in the season opener against Georgia Southern.

### TODD HARRIS' CAREER HIGHS

Tackles: 12 vs. Alabama, 2018  
 Tackles for Loss: 1.5 at Texas, 2019  
 Sacks: 0  
 Interceptions: 1 vs. Alabama, 2018  
 Pass Breakups: 2 vs. UCF, 2019 Fiesta Bowl

### TODD HARRIS JR.'S CAREER STATISTICS

YEAR	G-GS	UT	AT	TT	TFL	Sacks	PBU	QBH	INT	FF	FR
2017	13-0	0	4	4	0-0	0-0	0	0	0	0	0-0
2018	11-1	19	12	31	0-0	0-0	3	0	1-0	0	0-0
2019	3-1	3	0	3	1.0-4	0	0	0	0	0	0-0
<b>Total</b>	<b>27-2</b>	<b>22</b>	<b>16</b>	<b>38</b>	<b>1.0-4</b>	<b>0-0</b>	<b>3</b>	<b>0</b>	<b>1-0</b>	<b>0</b>	<b>0-0</b>



## 62 SIAKI IKA

**Nose Tackle**  
**6-4 • 347 • Fr. • HS**  
**Salt Lake City, Utah**  
**East High School**

### FRESHMAN SEASON (2019)

Has played at nose tackle in games against Northwestern State and Georgia Southern ... Finished the game against Northwestern State with two tackles and tackle for loss ... Made his first career appearance in the season opener against Georgia Southern and recorded one tackle. .

### SIAKI IKA'S CAREER HIGHS

Tackles: 2 Northwestern State, 2019  
 Tackles for Loss: 1.0 vs. Northwestern State, 2019  
 Sacks: 0

### SIAKI IKA'S CAREER STATISTICS

YEAR	G-GS	UT	AT	TT	TFL	Sacks	PBU	QBH	INT	FF	FR
2019	2-0	2	1	3	1.0-2	0-0	0	0	0	0	0
<b>Total</b>	<b>2-0</b>	<b>2</b>	<b>1</b>	<b>3</b>	<b>1.0-2</b>	<b>0-0</b>	<b>0</b>	<b>0</b>	<b>0</b>	<b>0</b>	<b>0</b>



## 2 JUSTIN JEFFERSON

**Wide Receiver**  
**6-2 • 185 • Jr. • 2L**  
**St. Rose, La.**  
**Destrehan High School**

### JUNIOR SEASON (2019)

Owens four career 100-yard receiving game, including two in 2019 ... Leads the team in receptions with 21 and second with 392 yards and five touchdowns ... Tied the game at Vanderbilt with a 4-yd TD pass from Joe Burrow ... Topped 100 yards with 125 yards on five receptions against Northwestern State ... LSU's leading receiver at Texas with a career high 163 yards on nine receptions and three touchdowns ... Scored the game-clinching touchdown on third-and-sixteen with a 61-yard touchdown with 2:27 left in the game ... A part of the first trio in school history, along with Ja'Marr Chase and Terrace Marshall, to finish with 100 receiving yards in a game ... LSU's leading receiver in the season opener against Georgia Southern with 87 yards on five receptions and a touchdown.

### JUSTIN JEFFERSON'S CAREER HIGHS

Receptions: 9 at Texas, 2019  
 Receiving Yards: 163 at Texas, 2019  
 Receiving TDs: 3 at Texas, 2019  
 Longest Reception: 65 vs. Ole Miss  
 Rush attempts: 1, 6x (Last: vs. UCF, 2019 Fiesta Bowl)  
 Rushing yards: 19 vs. Ole Miss, 2018  
 Rushing TDs: None  
 Longest Rush: 19 vs. Ole Miss, 2018

### JUSTIN JEFFERSON'S CAREER RECEIVING STATISTICS

YEAR	G-GS	REC.	YDS.	TD	LONG
2017	7-0	0	0	0	0
2018	13-12	54	875	6	65 (TD)
2019	4-4	21	392	5	61 (TD)
<b>TOTAL</b>	<b>24-16</b>	<b>75</b>	<b>1,257</b>	<b>11</b>	<b>65 (TD)</b>

### JUSTIN JEFFERSON'S CAREER RUSHING STATISTICS

YEAR	ATT.	YARDS	TD	LONG
2017	1	4	0	4
2018	5	26	0	19
2019	0	0	0	0
<b>TOTAL</b>	<b>6</b>	<b>30</b>	<b>0</b>	<b>19</b>



## 90 RASHARD LAWRENCE

**Defensive End**  
**6-3 • 317 • Sr. • 3L**  
**Monroe, La.**  
**Neville High School**

### SENIOR SEASON

LSU's starting end against Georgia Southern and Texas ... Missed games against Northwestern State and at Vanderbilt with an injury ... Forced his first career fumble and recorded a sack in the season opener against Georgia Southern.

### RASHARD LAWRENCE'S CAREER HIGHS

Tackles: 8 vs. Mississippi State, 2018  
 Tackles for Loss: 4.0 vs. UCF, 2019 Fiesta Bowl  
 Sacks: 2.0 vs. UCF, 2019 Fiesta Bowl  
 Force Fumble: 1 vs. Georgia Southern, 2019

### RASHARD LAWRENCE'S CAREER STATISTICS

YEAR	G-GS	UT	AT	TT	TFL	Sacks	PD	QBH	INT	FF	FR
2016	9-0	2	4	6	1.0-5	1.0-5	0	0	0	0	0-0
2017	10-10	11	21	32	3.5-20	1.5-12	1	3	0	0	0-0
2018	13-13	23	31	54	10.5-48	4.0-24	3	2	0	0	0-0
2019	2-2	2	0	2	1.0-12	1.0-12	1	0	0	1	0-0
<b>Totals</b>	<b>34-25</b>	<b>38</b>	<b>56</b>	<b>94</b>	<b>16.0-85</b>	<b>7.5-53</b>	<b>4</b>	<b>5</b>	<b>0</b>	<b>1</b>	<b>0-0</b>



## 68 DAMIEN LEWIS

**Guard**  
**6-3 • 322 • Sr. • 1L**  
**Canton, Miss.**  
**Canton High School/Northwest Mississippi Community College**

### SENIOR SEASON (2019)

Has started at right guard in every game of his career ... Owns 248 snaps in 2019 for second on the team... Leads the team in knockdowns with 15 in four games ... Matched the season opener with five knockdowns against Texas ... Graded out as the highest rated lineman with five finishes on 56 snaps in the season opener against Georgia Southern.



## 97 GLEN LOGAN

**Defensive End**  
**6-4 • 297 • Jr. • 2L**  
**Kenner, La.**  
**Destrehan High School**

### SENIOR SEASON (2019)

Missed the games against Northwestern State and Vanderbilt with an injury ... Had three tackles and sack at Texas ... Finished with three tackles in the season opener against Georgia Southern.

### GLEN LOGAN'S CAREER HIGHS

Tackles: 7 vs. Florida, 2018  
 Tackles for Loss: 1, 2x (Last: at Texas, 2019)  
 Sacks: 1, 5x (Last: at Texas, 2019)  
 Quarterback Hurries: 2, 2x (Last: vs. Texas A&M, 2018)

### GLEN LOGAN'S CAREER STATISTICS

YEAR	G-GS	UT	AT	TT	TFL	SACKS	PD	QBH	INT	FF	FR
2017	12-2	0	17	17	1.0-2	0.5-2	0	1	0	0	0-0
2018	13-10	10	36	46	4.5-30	4.0-29	1	5	0	0	0-0
2019	2-2	1	5	6	1.5-2	1-1	0	0	0	0	0-0
<b>Total</b>	<b>27-14</b>	<b>11</b>	<b>58</b>	<b>69</b>	<b>7.0-34</b>	<b>5.5-32</b>	<b>1</b>	<b>6</b>	<b>0</b>	<b>0</b>	<b>0-0</b>



## 73 ADRIAN MAGEE

**Offensive Line**  
**6-4 • 335 • Sr. • 3L**  
**Franklinton, La.**  
**Franklinton High School**

### SENIOR SEASON (2019)

Owns nine career starts, including four at left guard in 2019 ... Played 43 snaps at Northwestern State and led the team in knockdowns with seven ... The Tigers' left guard for all 71 snaps at Texas and earned a finish ... Played 51 total snaps and earn the third-highest grade, highlighted by a pair of finishes.



## 6 TERRACE MARSHALL JR.

**Wide Receiver**  
**6-4 • 209 • So. • 1L**  
**Bossier City, La.**  
**Parkway High School**

### SOPHOMORE SEASON (2019)

Suffered an injury against Vanderbilt and expected to be out until November ... Finished with four receptions for 75 yards before leaving with the injury at Vandy ... Connected with quarterback Joe Burrow for two touchdowns and finished with a total of 75 yards on six receptions against Northwestern State ... Provided crucial catches for LSU in the win over Texas ... Of his career high six receptions for 123 yards against the Longhorns, five went for first downs with the other going for a touchdown ... A part of the first trio in school history, along with Justin Jefferson and Ja'Marr Chase, to finish with 100 or more receiving yards in a game ... Recorded his first career score on an 8-yd pass from Joe Burrow in the second quarter against Georgia Southern ... Went on to score on LSU's next two drives on passes from Burrow ... Became the first LSU receiver since Travin Dural against Sam Houston State in 2014 to have three touchdowns in a game.

### TERRACE MARSHALL'S CAREER HIGHS

Receptions: 6, 2x (Last: vs. Northwestern State, 2019)  
 Receiving Yards: 123 at Texas, 2019  
 Receiving TDs: 3 vs. Georgia Southern, 2019  
 Longest Reception: 52 vs. Ole Miss, 2018

### TERRACE MARSHALL'S CAREER RECEIVING STATISTICS

YEAR	G-GS	REC.	YDS.	TD	LONG
2018	13-1	12	192	0	52
2019	4-4	20	304	6	38
<b>TOTAL</b>	<b>17-5</b>	<b>32</b>	<b>496</b>	<b>6</b>	<b>52</b>



## 81 THADDEUS MOSS

**Tight End**  
**6-3 • 225 • Jr. • RS**  
**Charlotte, N.C.**  
**Mallard Creek High School/North Carolina State**

### JUNIOR SEASON (2019)

LSU's starting tight end against Georgia Southern, at Texas and at Vanderbilt ... Had one reception for 15 yards and a first down at Texas ... Made his debut for LSU and earned his first career start, totaling two receptions for 61 yards.

### THADDEUS MOSS' CAREER RECEIVING STATISTICS

YEAR	G-GS	REC.	YDS.	TD	LONG
2019	3-2	3	76	0	44
<b>TOTAL</b>	<b>3-2</b>	<b>3</b>	<b>76</b>	<b>0</b>	<b>44</b>



## 6 JACOB PHILLIPS

**Linebacker**

**6-4 • 229 • Jr. • 2L**

**Nashville, Tenn.**

**East Nashville High School**

• 2018 SEC Defensive Player of the Week (vs. Miami)

### JUNIOR SEASON (2019)

LSU's leading tackler in 2019 with 35 ... Hit double-digit tackles for the second time in 2019 with 10 and finished with three tackles for loss at Vanderbilt ... Totaled eight tackles against Northwestern State ... Third on the team at Texas in tackles with seven ... Opened the 2019 season against Georgia Southern as LSU's leading tackler with 10.

### JACOB PHILLIPS' CAREER HIGHS

Tackles: 13 vs. Louisiana Tech, 2018

Tackles for Loss: 3.0 at Vanderbilt, 2019

Sacks: 1.0 vs. Rice, 2018

Interceptions: 1 vs. Miami, 2018

### JACOB PHILLIPS' CAREER STATISTICS

YEAR	G-GS	UT	AT	TT	TFL	SACKS	PD	QBH	INT	FF	FR
2017	12-0	8	10	18	0.5-1	0.0-0	1	1	0	0	0-0
2018	12-11	32	55	87	5.5-13	1.0-6	4	5	1-45	0	0-0
2019	4-4	18	17	35	3.0-4	0-0	1	1	0-0	1	0-0
<b>Total</b>	<b>28-15</b>	<b>58</b>	<b>82</b>	<b>140</b>	<b>9.0-18</b>	<b>1.0-6</b>	<b>6</b>	<b>6</b>	<b>1-45</b>	<b>1</b>	<b>0-0</b>



## 8 PATRICK QUEEN

**Linebacker**

**6-2 • 232 • Jr. • 2L**

**Ventress, La.**

**Livonia High School**

### JUNIOR SEASON (2019)

Made his first start of 2019 at Vanderbilt ... Finished with four tackles at Northwestern State ... Fourth on the team in tackles with six at Texas ... Totaled a pair of tackles and recovered a fumble for 10 yards in the season opener against Georgia Southern.

### PATRICK QUEEN'S CAREER HIGHS

Tackles: 9 vs. Alabama, 2018

Tackles for Loss: 2.0 vs. Alabama, 2018

Sacks: 1.0 vs. UFC, 2019 Fiesta Bowl

Fumble Recoveries: 1 vs. Georgia Southern, 2019

### PATRICK QUEEN'S CAREER STATISTICS

YEAR	G-GS	UT	AT	TT	TFL	SACKS	PD	QBH	INT	FF	FR
2017	13-0	2	4	6	0.5-1	0.0-0	0	0	0	0	0-0
2018	13-4	20	20	40	5.0-37	1.0-22	1	5	0	0	0-0
2019	4-1	1	13	14	0.5-1	0-0	0	0	0	0	1-10
<b>Total</b>	<b>30-5</b>	<b>23</b>	<b>37</b>	<b>60</b>	<b>6.0-39</b>	<b>1.0-22</b>	<b>1</b>	<b>5</b>	<b>0</b>	<b>0</b>	<b>1-10</b>



## 51 DARE ROSENTHAL

**Offensive Tackle**

**6-8 • 333 • Fr. • RS**

**Ferriday, La.**

**Ferriday High School**

### REDSHIRT FRESHMAN SEASON (2019)

The Tigers' backup left tackle ... Played 12 snaps at Vanderbilt ... Made his first career start at left tackle against Northwestern State ... Saw the first action of his career and totaled 30 snaps at left tackle in the season opener against Georgia Southern.



## 72 TYLER SHELVIN

**Nose Tackle**

**6-3 • 362 • So. • 1L**

**Lafayette, La.**

**Notre Dame High School**

### SOPHOMORE SEASON (2019)

LSU's starting nose tackle in three games in 2019 ... Credited for four tackles and two PBU's at Vanderbilt ... Finished with three tackles against Northwestern State ... Made his first career start against Georgia Southern and finished with a career-high six tackles and a tackle for loss.

### TYLER SHELVIN'S CAREER HIGHS

Tackles: 6 vs. Georgia Southern, 2019

Tackles for loss: 1.0, 2x (Last: vs. Georgia Southern, 2019)

Sacks: 1.0 vs. Rice, 2018

### TYLER SHELVIN'S CAREER STATISTICS

YEAR	G-GS	UT	AT	TT	TFL	SACKS	PD	QBH	INT	FF	FR
2018	6-0	2	7	9	1.5-7	1.5-7	0	0	0	0	0
2019	4-3	6	9	15	1.0-2	0.0-0	2	0	0	0	0
<b>Total</b>	<b>10-3</b>	<b>8</b>	<b>16</b>	<b>24</b>	<b>2.5-9</b>	<b>1.5-7</b>	<b>2</b>	<b>0</b>	<b>0</b>	<b>0</b>	<b>0</b>



## 3 JACOB STEVENS

**Safety**

**6-2 • 225 • Jr. • 2L**

**Murfreesboro, Tenn.**

**Oakland High School**

### JUNIOR SEASON (2019)

Started at linebacker in three games before moving to safety against Nashville ... Returned home to Tennessee and finished with five tackles intercepted his second career pass ... Finished with a pair of tackles against Northwestern State ... Sacked Texas quarterback Sam Ehlinger and ended the night second in tackles with eight ... Finished with seven tackles against Georgia Southern.

### JACOB STEVENS' CAREER HIGHS

Tackles: 14 vs. Texas A&M, 2018

Tackles for Loss: 1.0 2x (Last: at Texas, 2019)

Sacks: 1.0, 2x (Last: at Texas, 2019)

Interceptions: 1, 2x (Last: at Vanderbilt, 2019)

Pass Breakups: 2 vs. Arkansas, 2018

Fumble Returns: 64 vs. Southeastern Louisiana, 2018

### JACOB STEVENS' CAREER STATISTICS

YEAR	G-GS	UT	AT	TT	TFL	SACKS	PD	QBH	INT	FF	FR
2017	6-1	0	0	0	0-0	0-0	0	0	0-0	0	0-0
2018	11-4	19	16	35	6.5-28	1.5-12	6	4	1-1	0	1-64
2019	4-4	12	10	22	1.5-3	1.0-1	2	0	1-0	0	0-0
<b>Total</b>	<b>21-9</b>	<b>31</b>	<b>26</b>	<b>57</b>	<b>8.0-31</b>	<b>2.5-13</b>	<b>8</b>	<b>4</b>	<b>2-1</b>	<b>0</b>	<b>1-64</b>



## 24 DEREK STINGLEY JR.

**Cornerback**  
**6-1 • 195 • Fr. • HS**  
**Baton Rouge, La.**  
**The Dunham School**

### FRESHMAN SEASON (2019)

LSU's starting cornerback and punt returner ... Had his first career interception and finished with a career high three PBUs at Vanderbilt ... Totaled a pair of PBUs against Northwestern State and returned three punts for 54 yards, including a long of 26 ... Locked down his side of the field against Texas with a pair of pass breakups ... Became the first true freshman in the last 34 seasons to start on the LSU defense ... Returned four punts for 52 yards, including a long of 32 on his first return in the season opener against Georgia Southern.

### DEREK STINGLEY JR.'S CAREER HIGHS

Tackles: 5 at Vanderbilt, 2019  
 Tackles for Loss: 0  
 Sacks: 0  
 Interceptions: 1 at Vanderbilt, 2019  
 Pass Breakups: 3 at Vanderbilt, 2019  
 Punt Returns: 4 vs. Georgia Southern, 2019  
 Punt Return Yards: 54 vs. Northwestern State, 2019  
 Long Punt Return: 32 vs. Georgia Southern, 2019

### DEREK STINGLEY JR.'S CAREER DEFENSIVE STATISTICS

YEAR	G-GS	UT	AT	TT	TFL	SACKS	PD	QBH	INT	FF	FR
2019	4-4	9	1	10	0-0	0-0	8	0	1-0	0	0
<b>Total</b>	<b>4-4</b>	<b>9</b>	<b>1</b>	<b>10</b>	<b>0-0</b>	<b>0-0</b>	<b>8</b>	<b>0</b>	<b>1-0</b>	<b>0</b>	<b>0</b>

### DEREK STINGLEY JR.'S CAREER PUNT RETURN STATISTICS

YEAR	No.	Yards	TD	Long
2019	10	118	0	32
<b>TOTAL</b>	<b>8</b>	<b>117</b>	<b>0</b>	<b>32</b>




## 74 BADARA TRAORE

**Offensive Tackle**  
**6-7 • 323 • Sr. • 1L**  
**Boston, Mass.**  
**Matignon High School/ASA College**

### SENIOR SEASON (2019)

Provides depth for the LSU offensive line ... Played 12 snaps at Vanderbilt and 25 against Northwestern State ... Made his third career start and second at left tackle, playing 43 snaps, in the season opener against Georgia Southern.



## 38 ZACH VON ROSENBERG

**Punter**  
**6-5 • 245 • Jr. • 2L**  
**Zachary, La.**  
**Zachary High School**

- 2018 Second Team All-SEC (AP)
- 2018 SEC Academic Honor Roll
- 2018 Ray Guy Award Ray's 8 (vs. Mississippi State)
- 2017 SEC Academic Honor Roll
- 2017 Freshman All-SEC
- 2017 SEC Special Teams Player of the Week (vs. Tennessee)

### JUNIOR SEASON (2019)

Has punted just 11 times in 2019 for an average of 45.3 ... Seven of his 11 punts have been placed inside the 20 with no touch backs ... Punted five times for 211 yards, including a long of 56 at Vanderbilt ... Punted just once against Northwestern State for 36 yards and pinned it inside Northwestern State's 20 ... Totaled a pair of punts for 96 yards, including one inside Texas'


20 ... Boomed his three punts for 50-plus yards, pinning all three inside the 20 in the season opener against Georgia Southern.

### ZACH VON ROSENBERG'S CAREER HIGHS

Punts: 7, 2x (Last: vs. Mississippi State, 2018)  
 Punting yards: 306 vs. Mississippi State, 2018  
 Punting Average: 52.8 vs. Auburn, 2018 (4 punts)  
 Longest punt: 65 vs. Louisiana Tech, 2018  
 Punts Downed Inside 20: 4 vs. Southeastern Louisiana, 2018  
 Punts of 50+ Yards: 3 vs. Georgia Southern, 2019

### ZACH VON ROSENBERG'S CAREER PUNTING STATISTICS

YEAR	G	NO.	YARDS	AVG	LONG	TB	FC	I20	50+
2017	11	36	1548	43.0	60	1	16	11	4
2018	13	51	2330	45.7	65	1	24	18	12
2019	4	11	498	45.3	56	0	4	7	6
<b>Total</b>	<b>28</b>	<b>99</b>	<b>4,376</b>	<b>44.7</b>	<b>65</b>	<b>2</b>	<b>44</b>	<b>36</b>	<b>22</b>



## 36 CADE YORK

**Kicker**  
**6-2 • 189 • Fr. • HS**  
**McKinney, Texas**  
**Prosper High School**

- 2019 SEC Special Teams Player of the Week (at Texas)

### FRESHMAN SEASON (2019)

Has scored 49 points in 2019 ... is 28-29 on PATs and 7-7 on field goals ... Connected on field goal from 25 yards out at Vanderbilt ... Made one field goal and was 8-for-9 against Northwestern State ... Was three-for-three from 36, 33 and 40 as well as a perfect 4-for-4 on PATs at Texas ... Made his debut against Georgia Southern and connected on both field goals from 39 and 48 yards out and 7-of-7 on PATs ... Became the first true freshman in the modern era to make a field goal in a season opener ... Also became the first true freshman to make his first two field goal attempts since David Browndyke made his first seven in 1986.

### CADE YORK'S CAREER HIGHS

Points scored: 13, 2x (Last: at Texas, 2019)  
 Kick PATs: 8 vs. Northwestern State, 2019  
 Field goals made: 3 at Texas, 2019  
 Field goal attempts: 3 at Texas, 2019  
 Longest field goal: 48 vs. Georgia Southern, 2019

### CADE YORK'S CAREER STATISTICS

#### FIELD GOALS

YEAR	G	FGM-FGA	<20	20-29	30-39	40-49	50+	LONG	PAT	POINTS
2019	4	7-7	0-0	2-2	3-3	2-2	0-0	48	28-29	49
<b>Totals</b>	<b>4</b>	<b>7-7</b>	<b>0-0</b>	<b>2-2</b>	<b>3-3</b>	<b>2-2</b>	<b>0-0</b>	<b>48</b>	<b>28-29</b>	<b>49d</b>



Game 1

Georgia Southern	3	August 31, 2019
#6 LSU	55	Tiger Stadium
		Baton Rouge, La.
		97,420

LSU							
RUSHING	Att.	Gain	Lost	Net	TD	Long	
Clyde Edwards-Helaire	9	45	0	45	1	13	
Chris Curry	2	23	0	23	0	20	
John Emery Jr.	6	20	0	20	0	7	
Lanard Fournette	6	20	1	19	1	10	
Tyrion Davis-Price	5	13	2	11	0	8	
Myles Brennan	3	5	2	3	0	4	
Joe Burrow	1	2	0	2	0	2	
Team	1	0	1	-1	0	0	
PASSING	Att.	Comp		Int	Yds	TD	Long Sacks
Joe Burrow	23	27		0	278	5	44 0
Myles Brennan	7	12		0	72	0	32 0

RECEIVING	No.	Yds.	TD	Long		
Justin Jefferson	5	87	1	44		
Terrace Marshall Jr.	4	31	3	11		
Clyde Edwards-Helaire	4	31	0	15		
Lanard Fournette	3	16	0	10		
Thaddeus Moss	2	61	0	44		
Tyrion Davis-Price	2	24	0	15		
Ja'Marr Chase	2	21	1	13		
Chris Curry	2	14	0	9		
Derrick Dillon	1	32	0	32		
John Emery Jr.	1	17	0	17		
TK McLendon	1	12	0	12		
Trey Palmer	1	6	0	6		
Devonta Lee	1	-1	0	0		
Jamal Pettigrew	1	-1	0	0		

PUNTING	No.	Yds.	Avg.	Long	I20	TB
Zach Von Rosenberg	3	155	51.7	53	3	0

FIELD GOALS	Att.	Made	Long	KICKS	
Cade York	2	2	48	Made: 39, 48	

ALL RETURNS	Punts			Kickoffs			Interceptions		
	No.	Yds.	Lg.	No.	Yds.	Lg.	No.	Yds.	Lg.
Derek Stingley Jr.	4	52	32	0	0	0	0	0	0

Georgia Southern						
RUSHING	Att.	Gain	Lost	Net	TD	Long
Logan Wright	13	37	0	37	0	11
JD King	11	23	0	23	0	5
Matt LaRoche	5	17	0	17	0	7
Justin Tomlin	4	8	4	4	0	5
Shai Werts	6	10	17	-7	0	10

PASSING	Att.	Comp		Int.	Yds.	TD	Long Sacks
Justin Tomlin	3	8		0	24	0	12 1
Shai Werts	1	3		0	0	0	0 1

RECEIVING	No.	Yds.	TD	Long		
Khaleb Hood	1	12	0	12		
Cam Brown	1	10	0	10		
Malik Murray	1	2	0	2		
Matt LaRoche	1	0	0	0		

PUNTING	No.	Yds.	Avg.	Long	I20	TB
Anthony Beck II	9	396	44.0	74	2	0

FIELD GOALS	Att.	Made	Long	KICKS	
Tyler Bass	1	1	47	Made: 47	

ALL RETURNS	Punts			Kickoffs			Interceptions		
	No.	Yds.	Lg.	No.	Yds.	Lg.	No.	Yds.	Lg.
Monquavion Brinson	0	0	0	1	13	13	0	0	0

No. 6 LSU Dominates Season Opener, 55-3

Joe Burrow tied a school record with five touchdown passes, as the sixth-ranked LSU football team scored on its first five possessions to batter Georgia Southern, 55-3, on Saturday night in Tiger Stadium. LSU (1-0) tied its second-most points in a season opener in the SEC era (since 1933), amassing 473 yards of total offense while holding the Georgia Southern (0-1) to only 98 in its first trip to Baton Rouge. Burrow, LSU's senior quarterback, was 23-of-27 for 278 yards and five touchdowns, tying Zach Mettenberger's school record set in 2013. All five of Burrow's scoring passes came in the first half. Myles Brennan entered in the third quarter and finished 7-of-12 passing for 72 yards. Fourteen different Tigers caught passes in the contest, as Justin Jefferson led the way with 78 yards on five catches including LSU's first touchdown of the night. Sophomore Terrace Marshall Jr. scored on three of his four receptions, TD's of 8, 3 and 11 yards. LSU was balanced offensively, rushing 33 times for 122 net yards. Clyde Edwards-Helaire had team highs of 45 yards on nine carries including a 1-yard touchdown on the Tigers' second drive. Georgia Southern managed only eight first downs and was 1-of-12 on third down against a fast and furious LSU defense coach Ed Orgeron challenged prior to the season to dominate opponents. Rashard Lawrence and K'Lavon Chaisson both forced fumbles recovered by Patrick Queen and Grant Delpit, respectively.

Scoring		1	2	3	4	F
GS		0	3	0	0	3
LSU		21	21	10	3	55
LSU	1Q	12:36	Chase 13 yd pass from Burrow (York kick)			
LSU	1Q	8:10	Edwards-Helaire 1 yd run (York kick)			
LSU	1Q	3:09	Jefferson 9 yd pass from Burrow (York kick)			
LSU	2Q	13:10	Marshall 8 yd pass from Burrow (York kick)			
LSU	2Q	9:58	Marshall 3 yd pass from Burrow (York kick)			
GS	2Q	5:13	Bass 47 yd field goal			
LSU	2Q	0:58	Marshall 11 yd pass from Burrow (York kick)			
LSU	3Q	10:48	York 39 yd field goal			
LSU	3Q	5:47	Fournette 3 yd run (York kick)			
LSU	4Q	10:58	York 48 yd field goal			

Team Stats	GS	LSU
FIRST DOWNS	8	22
FIRST DOWNS	8	22
Rushing	3	8
Passing	2	13
Penalty	3	1
NET YARDS RUSHING	74	122
Rushing Attempts	39	33
Average Per Rush	1.9	3.7
Rushing Touchdowns	0	2
Yards Gained Rushing	95	128
Yards Lost Rushing	21	6
NET YARDS PASSING	24	350
Completions-Attempts-Int	4-11-0	30-39-0
Average Per Attempt	2.2	9.0
Average Per Completion	6.0	11.7
Passing Touchdowns	0	5
TOTAL OFFENSE YARDS	98	472
Total offense plays	50	72
Average Gain Per Play	2.0	6.6
Fumbles: Number-Lost	2-2	0-0
Penalties: Number-Yards	5-20	7-70
PUNTS-YARDS	9-396	3-155
Average Yards Per Punt	44.0	51.7
Net Yards Per Punt	38.2	51.7
Inside 20	2	3
50+ Yards	2	3
Touchbacks	0	0
Fair catch	3	1
KICKOFFS-YARDS	2-105	10-650
Average Yards Per Kickoff	52.5	65.0
Net Yards Per Kickoff	40.0	41.2
Touchbacks	1	9
Fair Catch Yards	24	0
Punt returns: Number-Yards-TD	0-0-0	4-52-0
Average Per Return	0.0	13.0
Kickoff returns: Number-Yds-TD	1-13-0	0-0-0
Average Per Return	13.0	0.0
Interceptions: Number-Yds-TD	0-0-0	0-0-0
Fumble Returns: Number-Yds-TD	0-0-0	1-10-0
Miscellaneous Yards	0	0
Possession Time	28:32	31:28
1st Quarter	6:23	8:37
2nd Quarter	9:27	5:33
3rd Quarter	6:12	8:48
4th Quarter	6:30	8:30
Third-Down Conversions	1 of 12	8 of 14
Fourth-Down Conversions	0 of 0	1 of 1
Red-Zone Scores-Chances	0-0	7-7
Touchdowns	0-0	7-7
Field goals	0-0	0-7
Sacks By: Number-Yards	0-0	2-14
PAT Kicks	0-0	7-7
Field Goals	1-1	2-2
Points off turnovers	0	14

# Game 2

#6 LSU	45	September 7, 2019
#9 Texas	38	DKR Texas Memorial
		Austin, Texas
		98,763

LSU

RUSHING		Att.	Gain	Lost	Net	TD	Long		
Clyde Edwards-Helaire	15	91	4	87	1	24			
Lanard Fournette	3	12	3	9	0	9			
Joe Burrow	9	33	25	8	0	16			
Tyryion Davis-Price	1	0	0	0	0	0			
Team	1	0	2	-2	0	0			
PASSING		Att.	Comp	Int	Yds	TD	Long	Sacks	
Joe Burrow	31	39		1	471	4	61*	4	
RECEIVING		No.	Yds.	TD	Long				
Justin Jefferson	9	163	3	61*					
Ja'Marr Chase	8	147	0	41					
Terrace Marshall Jr.	6	123	0	38					
Clyde Edwards-Helaire	4	15	0	6					
Lanard Fournette	2	3	0	2					
Thaddeus Moss	1	15	0	15					
Racey McMath	1	5	0	5					
PUNTING		No.	Yds.	Avg.	Long	I20	TB		
Zach Von Rosenberg	2	96	48.0	52	1	0			
FIELD GOALS		Att.	Made	Long	KICKS				
Cade York	3	3	40	Made: 26, 33, 40					
		Punts			Kickoffs			Interceptions	
ALL RETURNS		No.	Yds.	Lg.	No.	Yds.	Lg.	No.	Yds. Lg.
Derek Stingley Jr.	1	11	11	0	0	0	0	0	0 0 0

TEXAS										
RUSHING		Att.	Gain	Lost	Net	TD	Long			
Sam Ehlinger		19	90	30	60	1	17			
Roschon Johnson		7	32	0	32	0	7			
Keaontay Ingram		10	29	0	29	0	7			
Devin Duvernay		1	0	0	0	0	0			
PASSING		Att.	Comp	Int.	Yds.	TD	Long	Sacks		
Sam Ehlinger		31	47	0	401	4	55*	5		
Devin Duvernay		1	1	0	8	0	8	0		
RECEIVING		No.	Yds.	TD	Long					
Devin Duvernay		12	154	2	44					
Brennan Eagles		5	116	1	55*					
Keaontay Ingram		5	32	0	19					
Collin Johnson		3	49	0	19					
Roschon Johnson		3	17	0	7					
Jake Smith		1	20	1	20*					
Sam Ehlinger		1	8	0	8					
Reese Leitao		1	7	0	7					
Cade Brewer		1	6	0	6					
PUNTING		No.	Yds.	Avg.	Long	I20	TB			
Anthony Beck II		3	132	44.0	55	1	1			
FIELD GOALS		Att.	Made		Long KICKS					
Tyler Bass		1	1	47	Made: 47					
		Punts			Kickoffs			Interceptions		
		No.	Yds.	Lg.	No.	Yds.	Lg.	No.	Yds.	Lg.
Jake Smith		1	2	2	0	0	0	0	0	0
Joseph Ossai		0	0	0	0	0	0	1	8	8

## Burrow, LSU Make History in Win Over Texas

Quarterback **Joe Burrow** passed for 471 yards, as No. 6 LSU earned its first non-conference road victory over a AP Top-10 team in program history, 45-38, over No. 9 Texas. Burrow finished 31-of-39 passing for 471 yards and four touchdowns. LSU had three receivers record more than 100 yards in a single game for the first time in program history: **Justin Jefferson** had nine catches for 163 yards with three touchdowns; **Ja'Marr Chase** added eight catches for 147 yards; **Terrace Marshall Jr.** had six catches for 123 yards with a touchdown. Burrow's 471 passing yards rank second-most in LSU history behind Rohan Davey's 528 at Alabama in 2001. Running back **Clyde Edwards-Helaire** led the Tigers with 87 yards on 15 carries with a touchdown in the fourth quarter. LSU recorded five sacks and had two goal-line stands in the first quarter in which the Tigers turned Texas over on downs twice inside the 2-yard line.

Scoring		1	2	3	4	F
LSU		3	17	3	22	45
UT		0	7	14	17	38
LSU	1Q	8:04	York 36 yd field goal			
UT	2Q	10:29	Eagles 55 yd pass from Ehlinger (Dicker kick)			
LSU	2Q	7:30	Jefferson 6 yd pass from Burrow (York kick)			
LSU	2Q	1:41	Cade York 33 yd field goal, 10-65 2:54			
LSU	2Q	0:47	Jefferson 21 yd pass from Burrow (York kick)			
UT	3Q	6:51	Sam Ehlinger 2 yd run (Dicker kick)			
LSU	3Q	5:10	Cade York 40 yd field goal			
UT	3Q	2:36	Smith 20 yd pass from Ehlinger (Dicker kick)			
LSU	4Q	14:52	Marshall Jr. 26 yd pass from Burrow (York kick)			
UT	4Q	12:09	Duvernay 44 yd pass from Ehlinger (Dicker kick)			
LSU	4Q	9:58	Edwards-Helaire 12 yd run (York kick)			
UT	4Q	3:59	Cameron Dicker 47 yd field goal			
LSU	4Q	2:27	Jefferson 61 yd pass from Burrow (Ja'Marr Chase pass from Joe Burrow)			
UT	4Q	0:22	Duvernay 15 yd pass from Ehlinger (Dicker kick)			

Team Stats	LSU	UT
FIRST DOWNS	28	30
Rushing	8	6
Passing	19	20
Penalty	1	4
NET YARDS RUSHING	102	121
Rushing Attempts	29	37
Average Per Rush	3.5	3.3
Rushing Touchdowns	1	1
Yards Gained Rushing	136	151
Yards Lost Rushing	34	30
NET YARDS PASSING	471	409
Completions-Attempts-Int	31-39-1	32-48-0
Average Per Attempt	12.1	8.5
Average Per Completion	15.2	12.8
Passing Touchdowns	4	4
TOTAL OFFENSE YARDS	573	530
Total offense plays	68	85
Average Gain Per Play	8.4	6.2
Fumbles: Number-Lost	0-0	1-0
Penalties: Number-Yards	6-65	6-50
PUNTS-YARDS	2-96	3-132
Average Yards Per Punt	48.0	44.0
Net Yards Per Punt	47.0	33.7
Inside 20	1	1
50+ Yards	1	1
Touchbacks	0	1
Fair catch	1	0
KICKOFFS-YARDS	9-585	7-359
Average Yards Per Kickoff	65.0	51.3
Net Yards Per Kickoff	40.0	37.0
Touchbacks	9	4
Fair Catch Yards	0	43
Punt returns: Number-Yards-TD	1-11-0	1-2-0
Average Per Return	11.0	2.0
Kickoff returns: Number-Yds-TD	0-0-0	0-0-0
Average Per Return	0.0	0.0
Interceptions: Number-Yds-TD	0-0-0	1-8-0
Fumble Returns: Number-Yds-TD	0-0-0	0-0-0
Miscellaneous Yards	0	0
Possession Time	26:07	33:53
1st Quarter	8:16	6:44
2nd Quarter	8:29	6:31
3rd Quarter	5:09	9:51
4th Quarter	4:13	10:47
Third-Down Conversions	6 of 12	8 of 15
Fourth-Down Conversions	0 of 0	1 of 3
Red-Zone Scores-Chances	5-5	3-5
Touchdowns	2-5	3-5
Field goals	3-5	0-5
Sacks By: Number-Yards	5-28	4-25
PAT Kicks	4-4	5-5
Field Goals	3-3	1-1
Points off turnovers	0	0

Game 3

Northwestern St. 14 September 14, 2019  
#4 LSU 65 Tiger Stadium  
Baton Rouge, La.  
100,334

LSU									
RUSHING									
	Att.	Gain	Lost	Net	TD	Long			
Clyde Edwards-Helaire	13	51	1	50	1	13			
Joe Burrow	7	35	5	30	1	9			
Tyrion Davis-Price	7	29	0	29	2	10			
Myles Brennan	1	9	0	9	0	9			
Lanard Fournette	3	13	6	7	0	9			
Team	1	0	1	-1	0	0			
John Emery	3	4	6	-2	1	4			
PASSING									
	Att.	Comp		Int	Yds	TD	Long		
Joe Burrow	21	24		1	373	2	65	1	
Myles Brennan	8	9		0	115	0	35	0	
RECEIVING									
	No.	Yds.	TD	Long					
Terrace Marshall Jr.	6	75	2	21					
Justin Jefferson	5	124	0	48					
Jaray Jenkins	5	67	0	35					
Stephen Sullivan	4	51	0	19					
Derrick Dillon	3	41	0	26					
Jontre Kirklin	2	75	0	65					
Tyrion Davis-Price	2	20	0	18					
Devonta Lee	1	28	0	28					
Tory Carter	1	7	0	7					
PUNTING									
	No.	Yds.	Avg.	Long	I20	TB			
Zach Von Rosenberg	1	36	36.0	36	1	0			
FIELD GOALS									
	Att.	Made	Long	KICKS					
Cade York	1	1	26	Made: 26					
ALL RETURNS									
	Punts			Kickoffs			Interceptions		
	No.	Yds.	Lg.	No.	Yds.	Lg.	No.	Yds.	Lg.
Derek Stingley Jr.	3	54	26	0	0	0	0	0	0
Trey Palmer	1	54	54	0	0	0	0	0	0
Clyde Edwards-Helaire	0	0	0	3	76	31	0	0	0

Northwestern State

RUSHING									
	Att.	Gain	Lost	Net	TD	Long			
Stadford Anderson	9	30	0	30	0	7			
Jared Wedt	7	18	2	16	0	6			
Shelton Eppler	1	4	0	4	0	4			
JaQuan Jackson	1	2	0	2	0	2			
Trevor Morgan	2	1	0	1	0	1			
Kaleb Fletcher	2	1	2	-1	0	1			
Bryce Rivers	1	0	6	-6	0	0			
PASSING									
	Att.	Comp		Int.	Yds.	TD	Long	Sacks	
Shelton Eppler	21	38		0	225	2	28	0	
Bryce Rivers	2	3		0	7	0	8	1	
RECEIVING									
	No.	Yds.	TD	Long					
Quan Shorts	8	66	1	17					
David Fitzwater	3	68	1	27					
Akile Davis	3	37	0	28					
Gavin Landry	2	8	0	4					
Trevor Morgan	2	7	0	8					
Corey Smallwood	1	17	0	17					
Jared West	1	12	0	12					
Levar Gumms	1	8	0	8					
Tanner Ash	1	6	0	6					
Myles Ward	1	3	0	3					
PUNTING									
	No.	Yds.	Avg.	Long	I20	TB			
Parker Pastorello	7	290	41.4	49	1	0			
FIELD GOALS									
	Att.	Made	Long	KICKS					
Scotty Roblow	1	0	--	Miss: 34					
ALL RETURNS									
	Punts			Kickoffs			Interceptions		
	No.	Yds.	Lg.	No.	Yds.	Lg.	No.	Yds.	Lg.
Myles Ward	0	0	0	1	16	16	0	0	0
Dylan Wilson	0	0	0	0	0	0	1	8	8

LSU Wins 800th Game in Big Win Over Demons

No. 4-ranked LSU Football amassed 610 yards of total offense to become the 12th program in NCAA Division I history to win 800 games, as the Tigers defeated Northwestern State, 65-14, on Saturday in Tiger Stadium. LSU (3-0), which passed for at least 300 yards for the fourth-straight game, scored 48 unanswered points to end the contest including a 41-0 second-half shutout. Senior quarterback **Joe Burrow** led the way for the nearly unstoppable Tigers offense, completing 21-of-24 passes for 373 yards with two touchdowns and an interception that led the the Demons' second-quarter touchdown. Wide receiver **Justin Jefferson** led the way with 124 yards on five carries, while **Terrace Marshall Jr.** caught touchdown passes of 14 and 6 yards on his way to 75 receiving yards on a team-high six receptions. LSU's **Clyde Edwards-Helaire** and freshman **Tyrion Davis-Price** each scored a pair of rushing touchdowns, while Burrow scored from 5 yards with a third-quarter run.

Scoring		1	2	3	4	F
NSU		7	7	0	0	14
LSU		3	21	27	14	65
LSU	1Q	5:30	York 26 yd field goal			
NSU	1Q	0:16	Shorts 17 yd pass from Eppler (Roblow Kick)			
LSU	2Q	12:38	Edwards-Helaire 4 yd run (York kick)			
LSU	2Q	8:50	Marshall 14 yd pass from Burrow (York kick)			
NSU	2Q	5:38	Fitzwater 26 yd pass from Eppler (Roblow kick)			
LSU	2Q	3:27	Edwards-Helaire 3 yd run (York kick)			
LSU	3Q	13:19	Burrow 5 yd run (York missed kick)			
LSU	3Q	9:36	Marshall 6 yd pass from Burrow (York kick)			
LSU	3Q	6:26	Emery 4 yd run (York kick)			
LSU	3Q	2:16	Davis-Price 1 yd run (York kick)			
LSU	4Q	7:22	Palmer 54 yd punt return (York kick)			
LSU	4Q	2:12	Davis-Price 2 yd run (York kick)			

Team Stats		NSU	LSU
FIRST DOWNS		15	31
Rushing		3	12
Passing		10	18
Penalty		2	1
NET YARDS RUSHING		46	122
Rushing Attempts		23	35
Average Per Rush		2.0	3.5
Rushing Touchdowns		0	6
Yards Gained Rushing		56	141
Yards Lost Rushing		10	19
NET YARDS PASSING		232	488
Completions-Attempts-Int		23-41-0	29-33-1
Average Per Attempt		5.7	14.8
Average Per Completion		10.1	16.8
Passing Touchdowns		2	2
TOTAL OFFENSE YARDS		278	610
Total offense plays		64	68
Average Gain Per Play		4.3	9.0
Fumbles: Number-Lost		0-0	0-0
Penalties: Number-Yards		3-34	4-55
PUNTS-YARDS		7-290	1-36
Average Yards Per Punt		41.4	36.0
Net Yards Per Punt		26.0	36.0
Inside 20		1	1
50+ Yards		0	0
Touchbacks		0	0
Fair catch		1	0
KICKOFFS-YARDS		3-184	11-690
Average Yards Per Kickoff		61.3	62.7
Net Yards Per Kickoff		36.0	40.8
Touchbacks		0	9
Fair Catch Yards		0	0
Punt returns: Number-Yards-TD		0-0-0	4-108-1
Average Per Return		0.0	27.0
Kickoff returns: Number-Yds-TD		1-16-0	3-76-0
Average Per Return		16.0	25.3
Interceptions: Number-Yds-TD		1-8-0	0-0-0
Fumble Returns: Number-Yds-TD		0-0-0	0-0-0
Miscellaneous Yards		0	0
Possession Time		33:38	26:22
1st Quarter		10:25	4:35
2nd Quarter		7:00	8:00
3rd Quarter		6:45	8:15
4th Quarter		9:28	5:32
Third-Down Conversions		6 of 17	5 of 7
Fourth-Down Conversions		0 of 2	0 of 0
Red-Zone Scores-Chances		1-3	9-9
Touchdowns		1-3	8-9
Field goals		0-3	1-9
Sacks By: Number-Yards		1-5	1-6
PAT Kicks		2-2	8-9
Field Goals		0-1	1-1
Points off turnovers		0	0

Game 4

#4 LSU

Vanderbilt

66

38

September 21, 2019  
Vanderbilt Stadium  
Nashville, Tenn.  
32,048

LSU

RUSHING	Att.	Gain	Lost	Net	TD	Long
Clyde Edwards-Helaire	14	114	8	106	1	46
John Emery	9	51	0	51	1	21
Ty Davis-Price	4	20	1	19	0	9
Myles Brennan	2	14	0	14	0	9
Chris Curry	4	14	4	10	0	9
Lanard Fournette	1	1	0	1	0	1
Joe Burrow	2	0	20	-20	0	0

PASSING	Att.	Comp	Int	Yds	TD	Long	Sacks
Joe Burrow	25	34	0	398	6	64	2
Myles Brennan	1	4	1	20	0	20	0

RECEIVING	No.	Yds.	TD	Long
Ja'Marr Chase	10	229	4	64
Racey McMath	5	48	1	20
T. Marshall	4	75	0	29
Stephen Sullivan	3	48	0	30
Just. Jefferson	2	18	1	14
C. Ed.-Helaire	1	1	0	1
Ty Davis-Price	1	-1	0	0

PUNTING	No.	Yds.	Avg.	Long	I20	TB
Zach Von Rosenberg	5	211	42.2	56	2	0

FIELD GOALS	Att.	Made	Long	KICKS
Cade York	1	1	25	Made: 25

ALL RETURNS	Punts			Kickoffs			Interceptions		
	No.	Yds.	Lg.	No.	Yds.	Lg.	No.	Yds.	Lg.
C. Ed.-Helaire	0	0	0	1	22	22	0	0	0
JaCoby Stevens	0	0	0	0	0	0	1	0	0
Micah Baskerville	1	23	0	1	46	46	0	0	0
Derek Stingley	2	1	1	0	0	0	1	0	0
Trey Palmer	1	1	1	0	0	0	0	0	0

Vanderbilt

RUSHING	Att.	Gain	Lost	Net	TD	Long
Ke'Shawn Vaughn	20	138	8	130	2	52
Ja'Veon Marlow	3	19	0	19	0	8
Keyon Brooks	5	3	3	0	0	2
Riley Neal	6	19	23	-4	0	11

PASSING	Att.	Comp	Int.	Yds.	TD	Long	Sacks
Riley Neal	15	31	1	206	1	36	3
Deuce Wallace	4	8	1	23	0	12	0

RECEIVING	No.	Yds.	TD	Long
Kalija Lipscomb	5	68	1	36
Jared Pinkney	4	47	0	30
Cam Johnson	2	54	0	28
Ke'Shawn Vaughn	2	21	0	19
J SheltonMosley	2	11	0	9
Ben Bresnahan	2	9	0	8
James Bostic	1	12	0	12
C.J. Bolar	1	7	0	7

PUNTING	No.	Yds.	Avg.	Long	I20	TB
Harrison Smith	7	329	47.0	66	1	1
TEAM	1	0	0.0	0	0	0

FIELD GOALS	Att.	Made	Long	KICKS
Riley Guay	1	1	41	Made: 41

ALL RETURNS	Punts			Kickoffs			Interceptions		
	No.	Yds.	Lg.	No.	Yds.	Lg.	No.	Yds.	Lg.
J SheltonMosley	1	11	11	0	0	0	0	0	0
Randall Haynie	0	0	0	0	0	0	1	47	47

Burrow, Chase Lead LSU to Big SEC Blowout

Joe Burrow and the fourth-ranked LSU Football team continued to set records, as the Tigers defeated Vanderbilt, 66-38, on Saturday afternoon. Burrow completed 25-of-34 yards for 398 yards with a school-record six touchdowns. Chase became the third LSU receiver to score at least four touchdowns in a game while posting 229 receiving yards - fourth-most in LSU history. Chase caught a game-high 10 passes, while Terrace Marshall Jr. added four catches for 75 yards and Racey McMath had five catches for 48 yards and a touchdown. LSU's Clyde Edwards-Helaire earned his third career 100-yard rushing game with 106 yards on 14 carries including a 9-yard touchdown that capped the Tigers' 28-point first quarter. Jacob Phillips led the Tigers with 10 tackles, while freshman cornerback Derek Stingley Jr. and JaCoby Stevens each had interceptions. Micah Baskerville was the star of special teams, coming up with a 46-yard return of an onside kick to the Vanderbilt 1-yard line and blocking a punt and recovering the ball in the end zone for a touchdown.

Scoring	1	2	3	4	F
LSU	28	10	21	7	66
Vanderbilt	7	10	14	7	38

Vandy	1Q	11:04	Vaughn 5 yd run (Guay kick)
LSU	1Q	9:51	Jefferson 4 yd pass from Burrow (York kick)
LSU	1Q	8:38	Chase 64 yd pass from Burrow (York kick)
LSU	1Q	4:58	Edwards-Helaire 9 yd run (York kick)
LSU	1Q	0:51	Chase 25 yd pass from Burrow (York kick)
Vandy	2Q	12:14	Guay 41 yd field goal
LSU	2Q	5:55	York 25 yd field goal
LSU	2Q	1:56	Chase 51 yd pass from Burrow (York kick)
Vandy	2Q	0:49	McAllister 0 yd fumble recovery (Guay kick)
LSU	3Q	14:48	McMath 6 yd pass from Burrow (York kick)
Vandy	3Q	13:25	Vaughn 52 yd run (Guay kick)
LSU	3Q	9:29	Chase 16 yd pass from Burrow (York kick)
LSU	3Q	7:22	Baskerville 0 yd blocked punt (York kick)
Vandy	3Q	1:06	Lipscomb 18 yd pass from Neal (Guay kick)
LSU	4Q	9:37	Emery 6 yd run (York kick)
Vandy	4Q	1:51	Haynie 47 yd interception (Rice kick)

Team Stats	LSU	Vandy
FIRST DOWNS	26	17
Rushing	9	5
Passing	15	10
Penalty	2	2
NET YARDS RUSHING	181	145
Rushing Attempts	36	34
Average Per Rush	5.0	4.3
Rushing Touchdowns	2	2
Yards Gained Rushing	214	179
Yards Lost Rushing	33	34
NET YARDS PASSING	418	229
Completions-Attempts-Int	26-38-1	19-39-2
Average Per Attempt	11.0	5.9
Average Per Completion	16.1	12.1
Passing Touchdowns	6	1
TOTAL OFFENSE YARDS	599	374
Total offense plays	74	73
Average Gain Per Play	8.1	5.1
Fumbles: Number-Lost	1-1	0-0
Penalties: Number-Yards	6-54	3-27
PUNTS-YARDS	5-211	8-329
Average Yards Per Punt	42.2	41.1
Net Yards Per Punt	40.0	35.5
Inside 20	2	1
50+ Yards	2	2
Touchbacks	0	1
Fair catch	2	1
KICKOFFS-YARDS	11-715	6-327
Average Yards Per Kickoff	65.0	54.5
Net Yards Per Kickoff	40.0	30.7
Touchbacks	11	3
Fair Catch Yards	0	45
Punt returns: Number-Yards-TD	4-25-1	1-11-0
Average Per Return	6.2	11.0
Kickoff returns: Number-Yds-TD	2-68-0	0-0-0
Average Per Return	34.0	0.0
Interceptions: Number-Yds-TD	2-0-0	1-47-1
Fumble Returns: Number-Yds-TD	0-0-0	0-0-1
Miscellaneous Yards	0	0
Possession Time	27:27	32:33
1st Quarter	4:35	10:25
2nd Quarter	8:20	6:40
3rd Quarter	6:09	8:51
4th Quarter	8:23	6:37
Third-Down Conversions	7 of 15	6 of 17
Fourth-Down Conversions	1 of 1	1 of 2
Red-Zone Scores-Chances	6-6	3-3
Touchdowns	5-6	2-3
Field goals	1-6	1-3
Sacks By: Number-Yards	3-23	2-20
PAT Kicks	9-9	5-5
Field Goals	1-1	1-1
Points off turnovers	0	14



## 2019 NUMERICAL ROSTER

NO.	NAME	POS.	HT.	WT.	CL./EXP.	HOMETOWN (HS/PREVIOUS SCHOOL)
1*	Ja'Marr Chase	WR	6-1	200	So.-1L	Metairie, La. (Rummel HS)
1*	Kristian Fulton	CB	6-0	200	Sr.-1L	Metairie, La. (Rummel HS)
2	Justin Jefferson	WR	6-3	192	Jr.-2L	St. Rose, La. (Destrehan HS)
3*	AJ Aycock	QB	6-5	212	Fr.-RS	Jonesboro, Ark. (Academies at Jonesboro HS)
3*	Tyrion Davis-Price	RB	6-1	226	Fr.-HS	Baton Rouge, La. (Southern Lab HS)
3*	JaCoby Stevens	S	6-2	225	Jr.-2L	Murfreesboro, Tenn. (Oakland HS)
4*	John Emery Jr.	RB	6-0	203	Fr.-HS	St. Rose, La. (Destrehan HS)
4*	Todd Harris Jr.	S	5-11	190	Jr.-2L	Maringouin, La. (Plaquemine HS)
5*	Devonta Lee	WR	6-1	223	Fr.-HS	Fluker, La. (Amite HS)
5*	Kary Vincent Jr.	CB	5-10	185	Jr.-2L	Houston, Texas (Port Arthur Memorial HS)
6*	Terrace Marshall Jr.	WR	6-4	200	So.-1L	Bossier City, La. (Parkway HS)
6*	Jacob Phillips	LB	6-4	233	Jr.-2L	Nashville, Tenn. (East Nashville HS)
7	Grant Delpit	S	6-3	203	Jr.-2L	Houston, Texas (IMG Academy)
8*	Peter Parrish	QB	6-1	190	Fr.-HS	Phenix City, Ala. (Central HS)
8*	Patrick Queen	LB	6-1	227	Jr.-2L	Ventress, La. (Livonia HS)
9*	Marcel Brooks	S	6-2	194	Fr.-HS	Fort Worth, Texas (Marcus HS)
9*	Joe Burrow	QB	6-4	216	Sr.-1L	Athens, Ohio (Athens HS/Ohio State)
10	Stephen Sullivan	TE	6-5	242	Sr.-3L	Donaldsonville, La. (Donaldsonville HS)
11	Eric Monroe	S	6-1	208	Jr.-1L	Houston, Texas (North Shore HS)
12*	Walker Kinney	QB	6-2	218	Fr.-HS	Stilwell, Kan. (Blue Valley HS)
12*	Donte Starks	LB	6-1	217	Fr.-HS	Marrero, La. (John Ehret HS)
13	Jontre Kirklin	WR	6-0	185	Jr.-2L	Lutcher, La. (Lutcher HS)
14*	Maurice Hampton Jr.	DB	6-0	214	Fr.-HS	Memphis, Tenn. (University HS)
14*	John Gordon McKernan	QB	6-2	186	Fr.-HS	Baton Rouge, La. (University HS)
15	Myles Brennan	QB	6-4	207	So.-1L	Long Beach, Miss. (St. Stanislaus HS)
16	Jay Ward	CB	6-2	167	Fr.-HS	Moultrie, Ga. (Colquitt County HS)
17	Racey McMath	WR	6-3	221	Jr.-1L	New Orleans, La. (Edna Karr HS)
18	K'Lavon Chaisson	OLB	6-4	250	So.-1L	Houston, Texas (North Shore HS)
19	Derrick Dillon	WR	5-11	186	Sr.-3L	Franklinton, La. (Pine HS)
21	Kenan Jones	S	6-3	207	So.-1L	Berwick, La. (Berwick HS)
22	Clyde Edwards-Helaire	RB	5-8	209	Jr.-2L	Baton Rouge, La. (Catholic HS)
23*	Micah Baskerville	LB	6-1	228	So.-1L	Shreveport, La. (Evangel Christian Academy)
23*	Corren Norman	RB	5-9	191	Fr.-HS	Broussard, La. (Lafayette HS)
24*	Chris Curry	RB	6-0	215	Fr.-RS	Lehigh Acres, Fla. (Lehigh HS)
24*	Derek Stingley Jr.	CB	6-1	190	Fr.-HS	Baton Rouge, La. (Dunham School)
25*	Cordale Flott	CB	6-2	160	Fr.-HS	Saraland, Ala. (Saraland HS)
25*	Josh Williams	RB	5-10	192	Fr.-HS	Houston, Texas (The Kinkaid School)
26	Kendall McCallum	LB	6-5	225	Fr.-HS	Anniston, Ala. (Oxford HS)
27	Treven Kately	DB	5-10	191	So.-SQ	Lafayette, La. (Lafayette Christian Academy)
28	Clyde Townsend	WR	5-9	156	Fr.-HS	Bradenton, Fla. (Braden River HS)
29*	Alex Aucoin	WR	6-0	180	Fr.-RS	Baton Rouge, La. (Parkview Baptist HS)
29*	Raydarius Jones	CB	6-2	161	Fr.-HS	Horn Lake, Miss. (Horn Lake HS)
30*	Cade Comeaux	DB	6-0	178	Fr.-RS	New Orleans, La. (John Curtis HS)
30*	Jack Mashburn	TE	6-3	207	Fr.-HS	Covington, La. (St. Paul's HS)
31*	Cameron Lewis	S	6-2	197	Jr.-SQ	Monroe, La. (Wossman HS)
31*	Thomas McGoey	WR	6-0	187	Fr.-HS	Thibodaux, La. (E.D. White Catholic HS)
32	Avery Atkins	PK	5-11	217	So.-1L	Auburn, Ala. (Auburn HS)
33	Trey Palmer	WR	6-1	180	Fr.-HS	Kentwood, La. (Kentwood HS)
34*	Lloyd Cole	CB	6-0	200	Jr.-RS	Bossier City, La. (Parkway HS/Grambling)
34*	Connor Culp	PK	5-10	187	Jr.-1L	Phoenix, Ariz. (Desert Vista HS)
35	Damone Clark	LB	6-3	239	So.-1L	Baton Rouge, La. (Southern Lab HS)
36*	Derian Moore	S	6-1	215	So.-RS	Houma, La. (H.L. Bourgeois HS/Nicholls)
36*	Cade York	PK	6-2	189	Fr.-HS	McKinney, Texas (Prosper HS)
38	Zach Von Rosenberg	P	6-5	240	Jr.-2L	Zachary, La. (Zachary HS)
41	Carlton Smith	LB	6-3	243	So.-SQ	Houston, Texas (Lamar HS)
42*	Hunter Faust	LB	6-1	232	Fr.-RS	New Orleans, La. (Jesuit HS)
42*	Aaron Moffitt	TE	6-2	252	So.-SQ	Baton Rouge, La. (Catholic HS)
43*	Preston Stafford	PK	5-11	164	Fr.-RS	Pontotoc, Miss. (Catholic HS)
43*	Ray Thornton	OLB	6-3	227	Jr.-2L	Killeen, Texas (Shoemaker HS)
44	Tory Carter	FB	6-1	250	Jr.-2L	Valdosta, Ga. (Lee County HS)
45*	Michael Divinity Jr.	OLB	6-2	241	Sr.-3L	Marrero, La. (John Ehret HS)
45*	Stephen King	TE	6-6	228	Fr.-RS	Alexandria, Va. (Hayfield Secondary School)
46	Andre Anthony	OLB	6-4	250	Jr.-1L	New Orleans, La. (Edna Karr HS)
47*	Nelson Jenkins III	DL	6-4	286	Fr.-RS	Maringouin, La. (Plaquemine HS)
47*	Quentin Skinner	SNP	6-0	253	Fr.-HS	Buford, Ga. (Buford HS)
48	Blake Ferguson	SNP	6-3	235	Sr.-3L	Smyrna, Ga. (Buford HS)
49*	Jansen Mayea	TE	6-3	239	Fr.-RS	New Iberia, La. (Westgate HS)
49*	Travez Moore	OLB	6-4	246	Jr.-RS	Bastrop, La. (Bastrop HS/Copiah-Lincoln CC)
51*	Austin Harden	OL	6-1	310	Fr.-HS	Patterson, La. (Patterson HS)
51*	Dare Rosenthal	OT	6-7	314	Fr.-RS	Ferriday, La. (Ferriday HS)

## ALPHABETICAL ROSTER

No.	Name	Pos.
46	Andre Anthony	OLB
32	Avery Atkins	PK
29*	Alex Aucoin	WR
3*	AJ Aycock	QB
23*	Micah Baskerville	LB
54	Aaron Benfield	LB
75	Anthony Bradford	OL
15	Myles Brennan	QB
9*	Marcel Brooks	S
89	Colby Brunet	WR
9*	Joe Burrow	QB
71	Donavaughn Campbell	OL
44	Tory Carter	FB
18	K'Lavon Chaisson	OLB
77	Saahdiq Charles	OT
1*	Ja'Marr Chase	WR
55	Jarell Cherry	DE
35	Damone Clark	LB
34*	Lloyd Cole	CB
30*	Cade Comeaux	DB
34*	Connor Culp	PK
24*	Chris Curry	RB
79	Lloyd Cushenberry III	C
3*	Tyrion Davis-Price	RB
76	Austin Deculus	OL
7	Grant Delpit	S
19	Derrick Dillon	WR
45*	Michael Divinity Jr.	OLB
22	Clyde Edwards-Helaire	RB
4*	John Emery Jr.	RB
94	Joseph Evans	DL
92	Neil Farrell Jr.	DE
42*	Hunter Faust	LB
91	Breiden Fehoko	DL
48	Blake Ferguson	SNP
25*	Cordale Flott	CB
53	Soni Fonua	OLB
87	Evan Francioni	WR
1*	Kristian Fulton	CB
14*	Maurice Hampton Jr.	DB
51*	Austin Harden	OL
4*	Todd Harris Jr.	S
57	Chasen Hines	OG
82	Brandon Hubicz	TE
62	Siaki Ika	NT
70	Ed Ingram	OG
2	Justin Jefferson	WR
83	Jaray Jenkins	WR
47*	Nelson Jenkins III	DL
21	Kenan Jones	S
29*	Raydarius Jones	CB
27	Treven Kately	DB
45*	Stephen King	TE
12*	Walker Kinney	QB
13	Jontre Kirklin	CB
52	Tayte Langley	LB
90	Rashard Lawrence	DE
5*	Devonta Lee	WR
31*	Cameron Lewis	S
68	Damien Lewis	OG
59	Desmond Little	OLB
97	Glen Logan	DE
73	Adrian Magee	OL
6*	Terrace Marshall Jr.	WR
86	Michael Martin	WR
30*	Jack Mashburn	TE
49	Jansen Mayea	TE
26	Kendall McCallum	LB
31*	Thomas McGoey	WR



## 2019 NUMERICAL ROSTER

52	Tayte Langley	LB	6-3	245	Fr.-HS	Iota, La. (Iota HS)
53	Soni Fonua	OLB	6-3	274	Jr.-JC	Salt Lake City, Utah (East HS/Mesa CC)
54	Aaron Benfield	LB	6-2	230	Fr.-HS	Thibodaux, La. (E.D. White Catholic HS)
55	Jarell Cherry	DE	6-3	264	Fr.-RS	Dallas, Texas (Carter HS)
57	Chasen Hines	OG	6-3	336	So.-1L	Marshall, Texas (Marshall HS)
58*	Jared Small	LB	6-0	213	So.-SQ	Baton Rouge, La. (Catholic HS)
58*	Kardell Thomas	OL	6-3	329	Fr.-HS	Baton Rouge, La. (Southern Lab HS)
59	Desmond Little	OLB	6-5	210	Fr.-HS	Prichard, Ala. (Vigor HS)
61	Cameron Wire	OT	6-6	300	Fr.-RS	Gonzales, La. (East Ascension HS)
62	Siaki Ika	NT	6-4	354	Fr.-HS	Salt Lake City, Utah (East HS)
63	Michael Smith	OL	6-2	325	Jr.-SQ	Killeen, Texas (Ellison HS)
65	Jakori Savage	OL	6-6	294	Jr.-2L	Bay Minette, Ala. (Baldwin County HS)
68	Damien Lewis	OG	6-3	332	Sr.-1L	Canton, Miss. (Canton HS/NW Mississippi CC)
69	Charles Turner	OL	6-4	266	Fr.-HS	Canton, Ohio (IMG Academy)
70	Ed Ingram	OG	6-4	295	Jr.-1L	Desoto, Texas (Desoto High School)
71	Donavaughn Campbell	OL	6-5	360	Jr.-1L	Ponchatoula, La. (Ponchatoula HS)
72	Tyler Shelvin	NT	6-3	346	So.-1L	Lafayette, La. (Notre Dame HS)
73	Adrian Magee	OL	6-4	343	Sr.-3L	Franklinton, La. (Franklinton HS)
74	Badara Traore	OT	6-7	320	Sr.-1L	Boston, Mass. (Matignon HS/ASA College)
75	Anthony Bradford	OL	6-7	355	Fr.-HS	Muskegon, Mich. (Muskegon HS)
76	Austin Deculus	OL	6-7	322	Jr.-2L	Mamou, La. (Cy-Fair HS)
77	Saahdiq Charles	OT	6-4	295	Jr.-2L	Jackson, Miss. (Madison-Ridgeland Academy)
78	Thomas Perry	OL	6-6	341	Fr.-HS	Lafayette, La. (Teurlings Catholic HS)
79	Lloyd Cushenberry III	C	6-4	315	Jr.-2L	Carville, La. (Dutchtown HS)
80	Jamal Pettigrew	TE	6-6	258	Jr.-1L	New Orleans, La. (Saint Augustine HS)
81	Thaddeus Moss	TE	6-3	249	Jr.-SQ	Charlotte, N.C. (Mallard Creek HS/NC State)
82	Brandon Hubicz	TE	6-2	197	Fr.-HS	Baton Rouge, La. (Catholic HS)
83	Jaray Jenkins	WR	6-4	195	Fr.-RS	Jena, La. (Jena HS)
84	TK McLendon	TE	6-5	263	Jr.-JC	Soperton, Ga. (Treulton HS/Copiah-Lincoln CC)
85	Ray Parker	DE	6-5	233	Fr.-HS	Ruston, La. (Ruston HS)
86	Michael Martin	WR	5-9	174	Fr.-RS	Weslaco, Texas (University HS)
87	Evan Francioni	WR	6-0	194	Fr.-RS	River Ridge, La. (Archbishop Rummel HS/UNO)
89	Colby Brunet	WR	6-0	194	Jr.-1L	Metairie, La. (Archbishop Rummel HS)
90	Rashard Lawrence	DE	6-2	308	Sr.-3L	Monroe, La. (Neville HS)
91	Breiden Fehoko	DL	6-2	291	Sr.-1L	Honolulu, Hawaii (Farrington HS/Texas Tech)
92	Neil Farrell Jr.	DE	6-4	298	Jr.-2L	Mobile, Ala. (Murphy HS)
93	Justin Thomas	DE	6-5	256	Jr.-1L	Daphne, Ala. (Spanish Fort HS)
94	Joseph Evans	DL	6-2	288	Fr.-HS	Haynesville, La. (Haynesville HS)
97	Glen Logan	DE	6-4	309	Jr.-2L	Kenner, La. (Destrehan HS)

\* - denotes duplicate numbers

## ALPHABETICAL ROSTER

14*	John Gordon McKernan	QB
84	TK McLendon	TE
17	Racey McMath	WR
42*	Aaron Moffitt	TE
11	Eric Monroe	S
36*	Derian Moore	S
49	Travez Moore	DE
81	Thaddeus Moss	TE
23*	Corren Norman	RB
33	Trey Palmer	WR
85	Ray Parker	TE
8*	Peter Parrish	QB
78	Thomas Perry	OL
80	Jamal Pettigrew	TE
6*	Jacob Phillips	LB
8*	Patrick Queen	LB
51*	Dare Rosenthal	OT
65	Jakori Savage	DL
72	Tyler Shelvin	NT
47*	Quentin Skinner	SNP
58	Jared Small	LB
41	Carlton Smith	LB
63	Michael Smith	OL
43*	Preston Stafford	PK
12*	Donte Starks	LB
3*	JaCoby Stevens	S
24*	Derek Stingley Jr.	CB
10	Stephen Sullivan	TE
93	Justin Thomas	DE
58	Kardell Thomas	OL
43*	Ray Thornton	OLB
28	Clyde Townsend	WR
74	Badara Traore	OT
69	Charles Turner	OL
5*	Kary Vincent Jr.	CB
38	Zach Von Rosenberg	P
16	Jay Ward	CB
25*	Josh Williams	RB
61	Cameron Wire	OT
36*	Cade York	PK

\* denotes duplicate number

### Pronunciation Guide

#### PLAYERS

89 Colby Brunet	Brew-nay	83 Jaray Jenkins	juh-Ray
18 K'Lavon Chaisson	K-luh-von Chase-on	21 Kenan Jones	Kee-nun
77 Saahdiq Charles	Sah-deek	13 Jontre Kirklin	Jon-tray
55 Jarell Cherry	juh-Rell	90 Rashard Lawrence	Ruh-shard
35 Damone Clark	duh-Moan	17 Racey McMath	Race-ee
54 Davin Cotton	Dav-in	57 Chasen Hines	Chase-in
76 Austin Deculus	Deck-you-luss	92 Neil Farrell Jr.	Fair-ull
22 Clyde Edwards-Helaire	E-lair	91 Breiden Fehoko	Bray-den fuh-Ho-ko

51 Dare Rosenthal	Dare (rhymes with "care")
65 Jakori Savage	Juh-core-ee
48 Dantrieze Scott	Don-treez
10 Stephen Sullivan	stuh-Fahn
74 Badara Traore	buh-Dah-uh Tray-or

#### COACHES

Dave Aranda	uh-Ran-duh
Ed Orgeron	O-zhure-on

Listen to all pronunciations on the roster page at [LSUsports.net/football](https://lsusports.net/football)