

A photograph of the LSU baseball team in a huddle on a field at sunset. The players are wearing white uniforms with purple accents and purple caps with the LSU logo. The background shows a large stadium filled with spectators under a dramatic, orange-hued sky. The text 'OFFICIAL YEARBOOK' is overlaid in large white letters, and '2017 BASEBALL' is in a yellow box below it. The LSU logo is at the top center.

LSU

OFFICIAL YEARBOOK

2017 BASEBALL

A DECADE OF

EXCELLENCE

THE PAUL MAINIERI ERA AT LSU




10 SEASONS • 24 TITLES

- 1** NCAA NATIONAL CHAMPIONSHIP
- 3** SEC REGULAR-SEASON TITLES
- 4** NCAA SUPER REGIONAL CHAMPIONSHIPS
- 5** SEC WESTERN DIVISION CROWNS
- 5** SEC TOURNAMENT TITLES
- 6** NCAA REGIONAL CHAMPIONSHIPS

MAINIERI ERA SUPERLATIVES

- 12** FIRST-TEAM ALL-AMERICANS
- 14** MAJOR LEAGUE PLAYERS
- 64** LSU GRADUATES
- 64** MAJOR LEAGUE SIGNEES
- 102** SEC ACADEMIC HONOR ROLL SELECTIONS



NATIONAL CHAMPIONS



1991 • 1993 • 1996 • 1997 • 2000 • 2009

6

NCAA College World Series Championships

1991, 1993, 1996, 1997, 2000, 2009
LSU is one of only three schools to win six CWS titles. Only LSU and Southern California have won four in one decade.

4

CWS Appearances in the Past Nine Seasons

LSU is one of only four schools to have reached the College World Series four times since 2008. The others are Virginia, North Carolina, TCU and Florida.

5

Consecutive NCAA Tournament National Seeds

LSU has earned an NCAA Tournament National Seed in each of the past five seasons (2012-16), becoming only the second school in NCAA history to accomplish the feat.

7

NCAA Tournament National Seeds in the Past Nine Seasons

LSU and Florida are the only schools in the nation with seven National Seeds since 2008.

16

Southeastern Conference Championships

The Tigers have the most titles in SEC history, and they won an unprecedented four straight league crowns from 1990-93.

29

NCAA Tournament Appearances

The Tigers have appeared in 29 NCAA tournaments, including NCAA berths in 25 of the past 28 seasons. LSU has played host to an NCAA Regional 23 times in the past 27 seasons.

.711

Second-Highest All-Time NCAA Tournament Winning Percentage

LSU has a 143-58 record and a .711 winning percentage in regional/super regional and CWS games combined.

36

Most All-Time CWS Victories (36) and Appearances (17) Among SEC Teams

The second-highest totals among SEC schools are 32 CWS victories and 11 CWS appearances.

433,783

The Nation's Best Attendance

LSU drew 433,783 fans to Alex Box Stadium in 2016 to lead the country in attendance for the 21st straight season.

23

23-Game Win Streak

LSU set an SEC record in 2008 by winning 23 straight games from April 22-June 1.

17

Appearances in the Past 31 Seasons

LSU and Miami (Fla.) are the only schools in the country with 17 CWS berths since 1986.

LSU defeated Texas in the CWS Finals to win the 2009 national championship.



1991



1993



1996




1997



2000

LSU Record (10 seasons): 460-182-3 (.716)

- NCAA National Champions – 2009
- CWS Appearances – 2008, 2009, 2013, 2015
- SEC Champions – 2009, 2012, 2015
- SEC Tournament Champions – 2008, 2009, 2010, 2013, 2014
- SEC Western Division Champions – 2008, 2009, 2012, 2013, 2015
- 2015 National Coach of the Year (College Baseball Foundation, NCBWA)
- 2009 National Coach of the Year (Baseball America, Collegiate Baseball, Rivals.com)
- 2008 National Coach of the Year (Rivals.com, College Baseball Insider)
- 2015 and 2009 Southeastern Conference Coach of the Year



LSU coach Paul Mainieri (left) was inducted into the American Baseball Coaches Association Hall of Fame in January 2014. Mainieri and his dad, legendary Miami-Dade North coach Demie Mainieri (right) are the only father-son combination in the ABCA Hall of Fame.

2014 ABCA Hall of Fame Inductee Three-Time National Coach of the Year at LSU



NCAA Division I Winningest Active Coaches

BY VICTORIES	YRS.	WON	LOST	TIED	PCT.
1. Mike Martin, Florida State	37	1,898	671	4	.738
2. Mark Marquess, Stanford	40	1,585	862	7	.647
3. Jim Morris, Miami (Fla.)	35	1,535	663	4	.698
4. Mike Fox, North Carolina	33	1,336	487	5	.732
5. Paul Mainieri, LSU	34	1,324	674	8	.662
6. John Anderson, Minnesota	35	1,208	824	3	.594
7. Keith Guttin, Missouri St.	34	1,176	739	0	.614
8. Danny Hall, Georgia Tech	29	1,169	594	1	.663
9. Wayne Graham, Rice	25	1,114	466	0	.705
10. Mike Gillespie, UC Irvine	29	1,101	663	2	.624

SEC All-Time Winningest Coaches

(minimum five years as SEC head coach and 100 games coached)

BY PERCENTAGE	YRS.	WON	LOST	TIED	PCT.
1. Skip Bertman, LSU (1984-2001)	18	870	330	3	.725
2. Paul Mainieri, LSU (2007-present)	10	460	182	3	.716
3. Ray Tanner, South Carolina (1997-2012)	16	738	316	0	.700
4. W.P. White, Georgia (1921-33)	13	224	100	7	.687
5. Happy Campbell, Alabama (1935-42, 47-63)	25	339	158	0	.682

Paul Mainieri

- One of only seven coaches in NCAA Division I history to have won a National Championship and 1,300 games
- One of only three active coaches in NCAA Division I to have won a National Championship and 1,300 games
- One of only 12 active coaches in NCAA Division I to have won a National Championship
- One of only 13 active coaches in NCAA Division I to have won 1,000 games
- The second-winningest coach in LSU annals, trailing only Skip Bertman (870-330-3 from 1984-2001)

LSU under Mainieri

- Most wins in the nation over the past nine seasons (431 wins, 2008-16) and the past five seasons (249 wins, 2012-16)
- Four College World Series berths in the past nine seasons, one of only five schools to reach the CWS four times since 2008
- NCAA Tournament National Seed in each of the past five seasons (2012-16) – only the second school in NCAA history to earn five in a row
- NCAA Tournament National Seed in seven of the past nine seasons, joining Florida as the only schools to accomplish the feat
- First-round draft selection in six of the past eight seasons
- Has achieved a No. 1 national ranking during six of the past eight seasons
- 257-65-1 (.797) home record in the New Alex Box Stadium (2009-present)
- Has won 37 of its 50 SEC series over the past five seasons, including 18 of its last 23 SEC road series
- 27-6 record in SEC Tournament games since 2008 with tournament titles in 2008, 2009, 2010, 2013 and 2014

Introduction

- 4 2017 Schedule & Road Headquarters
- 5 2017 Roster & Pronunciation Guide
- 6 Facts About LSU
- 7 This is LSU Baseball
- 18 Alex Box Stadium
- 24 All Alex Box Stadium Teams
- 26 Louisiana State University
- 28 Academic Center
- 30 Academic Success
- 32 CHAMPS Program
- 34 Athletic Training
- 36 Strength and Conditioning Program
- 38 Media Spotlight
- 40 LSU Greats/Retired Jerseys
- 42 College Baseball Hall of Fame
- 44 First-Team All-Americans
- 48 Tigers in the Major Leagues
- 56 LSU in the Major League Draft
- 59 LSU in the Olympics

Preview

- 60 2017 Outlook
- 63 LSU Depth Chart/Pre-Season Polls
- 64 SEC Opponents
- 65 Non-Conference Opponents

Tigers

- 67 Player Profiles

Coaches

- 82 Head Coach Paul Mainieri
- 89 Associate Head Coach Alan Dunn
- 90 Assistant Coach Nolan Cain
- 91 Volunteer Coach Micah Gibbs
- Operations Director Nate Fury
- 92 Support Staff

Review

- 93 2016 Season Highlights
- 95 2016 Line Scores
- 98 2016 Results
- 99 2016 Final Cumulative Statistics
- 100 2016 Stats in SEC Games
- 101 2016 Analysis Stats
- 102 Career Stats of Departing Players
- 103 2016 Individual Honors/Final Polls
- 104 2016 Statistical Summary
- 106 2016 SEC Standings/Stats

History

- 108 The Early History of LSU Baseball
- 110 The Skip Bertman Years (1984-2001)
- 113 LSU Lists of Note
- 115 The 1991 National Champions
- 118 The 1993 National Champions
- 121 The 1996 National Champions
- 124 The 1997 National Champions
- 127 The 2000 National Champions
- 130 The 2009 National Champions

Records

- 133 NCAA & SEC Statistical Champions
- 134 All-Time Statistical Leaders
- 136 Year-by-Year Statistical Leaders
- 138 All-Time Individual Records
- 140 All-Time Team Records
- 142 LSU Individual Honors
- 150 NCAA Tournament Results
- 162 SEC Postseason Results
- 164 Outstanding Pitching Performances
- 165 LSU Varsity Lettermen
- 169 Year-by-Year W-L Records
- 170 All-Time Coaching Records
- 171 All-Time Series Records
- 172 All-Time Results

LSU

- 188 Board of Supervisors
- 189 LSU Chancellor/NCAA Faculty Rep
- 190 The Southeastern Conference
- 191 Tiger Baseball Alumni
- 192 Coaches Committee
- 194 Wally Pontiff Jr. Hall of Fame
- 195 Championship Legacy
- 196 Director of Athletics Joe Alleva
- 198 Athletics Administration
- 200 Media Information
- 201 SEC Network
- 202 LSU Sports TV Network
- 203 LSU Sports Radio Network
- 204 Staff History
- 205 Tiger Athletic Foundation
- 206 LSUsports.net
- 207 LSU Sports Properties
- 208 LSU Social Media Directory



Greg Deichmann (7) launched a two-run homer in the seventh inning to lift LSU to a 2016 NCAA Regional final win over Rice.

The 2017 LSU Baseball Official Yearbook was produced by the LSU Communications Office on a Mac using Adobe® InDesign CC & Adobe® Photoshop CC

EDITOR: Bill Franques
ASSISTANT EDITOR: Brandon Berrio
RESEARCH: Kip Haines
LAYOUT & DESIGN: Clint Self, PJ Odom
COVER DESIGN: Clint Self
PHOTOGRAPHY: Steve Franz, Chris Parent, Clint Self, Hilary Scheinuk, Toby Valadie, Jennifer Abelson, Brad Messina, Major League Baseball, Jim Zietz, Eddy Perez
PRINTING: Interstate Printing



The LSU Baseball Yearbook has been rated among the Top 6 college baseball publications in the nation in 16 of the past 24 seasons, and it has been voted No.1 on four occasions. The yearbook was named "Best in the Nation" in 2013, 2012, 1994 and 1993 by the College Sports Information Directors of America (CoSIDA) and the National Collegiate Baseball Writers Association. The publication ranked No. 2 in 1996, 1998, 2004 and 2008; No. 3 in 2003, 2010 and 2011; No. 4 in 1995, 1997 and 2009; No. 5 in 2001 and No. 6 in 1999. The covers of the 2003, 2009 and 2011 guides were also named "Best in the Nation" by CoSIDA.

2017 Schedule & Road Headquarters

February

17 (Fri.)	AIR FORCE	7 p.m.	SEC Network +
18 (Sat.)	ARMY	4 p.m.	SEC Network +
19 (Sun.)	AIR FORCE	1 p.m.	SEC Network +
21 (Tue.)	at New Orleans	6:30 p.m.	Cox Sports TV
22 (Wed.)	HOFSTRA	6:30 p.m.	SEC Network +
24 (Fri.)	MARYLAND	7 p.m.	SEC Network +
25 (Sat.)	MARYLAND	2 p.m.	SEC Network +
26 (Sun.)	MARYLAND	11 a.m.	SEC Network +
28 (Tue.)	NICHOLLS	6:30 p.m.	SEC Network +

March

3 (Fri.)	TCU #	7 p.m.	TV Network TBA
4 (Sat.)	Baylor #	3:30 p.m.	TV Network TBA
5 (Sun.)	Texas Tech #	10 a.m.	TV Network TBA
7 (Tue.)	SAN DIEGO	6:30 p.m.	SEC Network +
8 (Wed.)	at McNeese State	6 p.m.	Cox Sports TV
10 (Fri.)	WICHITA STATE	7 p.m.	SEC Network +
11 (Sat.)	WICHITA STATE	6:30 p.m.	SEC Network +
12 (Sun.)	WICHITA STATE	2 p.m.	SEC Network +
15 (Wed.)	NEW ORLEANS	6:30 p.m.	SEC Network +
17 (Fri.)	GEORGIA	7 p.m.	SEC Network +
18 (Sat.)	GEORGIA	6:30 p.m.	SEC Network +
19 (Sun.)	GEORGIA	1 p.m.	SEC Network +
22 (Wed.)	SOUTHEASTERN LOUISIANA	6:30 p.m.	SEC Network +
24 (Fri.)	at Florida	6 p.m.	SEC Network
25 (Sat.)	at Florida	2 p.m.	ESPN2
26 (Sun.)	at Florida	12 p.m.	SEC Network
28 (Tue.)	TULANE	6:30 p.m.	SEC Network +
30 (Thu.)	TEXAS A&M	6 p.m.	SEC Network
31 (Fri.)	TEXAS A&M	8 p.m.	ESPNU

April

1 (Sat.)	TEXAS A&M	2:30 p.m.	ESPN2
4 (Tue.)	GRAMBLING	6:30 p.m.	SEC Network +
7 (Fri.)	at Arkansas	6:30 p.m.	SEC Network +
8 (Sat.)	at Arkansas	6 p.m.	SEC Network +
9 (Sun.)	at Arkansas	1 p.m.	SEC Network +
11 (Tue.)	Louisiana-Lafayette %	7 p.m.	Cox Sports TV
13 (Thu.)	OLE MISS	6:30 p.m.	SEC Network +

14 (Fri.)	OLE MISS	7 p.m.	SEC Network +
15 (Sat.)	OLE MISS	2 p.m.	SEC Network +
18 (Tue.)	LAMAR	6:30 p.m.	SEC Network +
21 (Fri.)	at Kentucky	5:30 p.m.	SEC Network +
22 (Sat.)	at Kentucky	5:30 p.m.	SEC Network +
23 (Sun.)	at Kentucky	12 p.m.	SEC Network +
25 (Tue.)	at Tulane	7 p.m.	CBS Sports Network
27 (Thu.)	at Alabama	6:30 p.m.	ESPN2
28 (Fri.)	at Alabama	6 p.m.	SEC Network +
29 (Sat.)	at Alabama	2 p.m.	SEC Network +

May

5 (Fri.)	SOUTH CAROLINA	7 p.m.	SEC Network +
6 (Sat.)	SOUTH CAROLINA	7 p.m.	SEC Network
7 (Sun.)	SOUTH CAROLINA	2 p.m.	ESPN
9 (Tue.)	SOUTH ALABAMA	6:30 p.m.	SEC Network +
11 (Thu.)	AUBURN	6:30 p.m.	ESPNU
12 (Fri.)	AUBURN	7 p.m.	SEC Network +
13 (Sat.)	AUBURN	12 p.m.	SEC Network
16 (Tue.)	NORTHWESTERN STATE	6:30 p.m.	SEC Network +
18 (Thu.)	at Mississippi State	6:30 p.m.	SEC Network +
19 (Fri.)	at Mississippi State	6:30 p.m.	SEC Network +
20 (Sat.)	at Mississippi State	3:30 p.m.	ESPN2
23-28	SEC Tournament	Hoover, Ala.	SEC Network/ESPN2

June

2-4/5	NCAA Regional Tournament	Site TBA	ESPN Networks
9-11/10-12	NCAA Super Regional Series	Site TBA	ESPN Networks
17-27/28	College World Series	Omaha, Neb.	ESPN Networks

All times are Central and subject to change.

Home games are indicated in ALL CAPS.

SEC Network + - Online telecast available at SECNetwork.com & the WatchESPN app

- Shriners Hospitals for Children Classic (Minute Maid Park - Houston, Texas)

% - Wally Pontiff Jr. Foundation Classic (Zephyr Field - Metairie, La.)

ROAD HEADQUARTERS

Shriners College Classic

March 2-5
Hyatt Regency
1200 Louisiana Street
Houston, TX 77002
(713) 654-1234

Florida

March 23-26
Hilton Conference Center
1714 SW 34th Street
Gainesville, FL 32607
(352) 371-3600

Arkansas

April 6-9
Holiday Inn
1500 S. 48th Street
Springdale, AR 72762
(479) 751-8300

Kentucky

April 20-23
Marriott Griffin Gate
1800 Newtown Pike
Lexington, KY 40511
(859) 231-5100

Alabama

April 26-29
Embassy Suites
2410 University Blvd.
Tuscaloosa, AL 35401
(205) 561-2500

Mississippi State

May 17-20
Hilton Garden Inn
975 Highway 12 East
Starkville, MS 39759
(662) 615-9664



LSU celebrates its 2016 NCAA Regional victory.

2017 LSU Baseball Numerical Roster

NO.	NAME	POS.	B-T	HT.	WT.	CL.	EXP.	HOMETOWN (HIGH SCHOOL/PREVIOUS SCHOOL)
2	Michael Papierski	C	R-R	6-4	225	Jr.	2L	Lemont, Ill. (Lemont HS)
3	Kramer Robertson	INF	R-R	5-10	168	Sr.	3L	McGregor, Texas (Midway HS)
4	Josh Smith	INF	L-R	5-10	178	Fr.	HS	Greenwell Springs, La. (Catholic HS)
5	Jake Slaughter	INF	R-R	6-2	197	Fr.	HS	Choudrant, La. (Ouachita Christian HS)
6	Brennan Breaux	OF	L-L	6-0	180	So.	1L	Scott, La. (St. Thomas More HS)
7	Greg Deichmann	OF	L-R	6-2	209	Jr.	2L	Metairie, La. (Brother Martin HS)
8	Cole Freeman	INF	R-R	5-9	174	Sr.	1L	Mandeville, La. (Lakeshore HS/ Delgado CC)
9	Zach Watson	INF/OF	S-R	6-0	166	Fr.	HS	Ruston, La. (West Ouachita HS)
10	Eric Walker	RHP	R-R	6-0	172	Fr.	HS	Arlington, Texas (Arlington Martin HS)
13	Nick Coomes	INF/C	R-R	5-11	196	Jr.	JC	Baton Rouge, La. (Catholic HS/LSU-Eunice)
16	Jared Poche'	LHP	R-L	6-1	217	Sr.	3L	Lutcher, La. (Lutcher HS)
17	Chris Reid	INF	L-R	5-9	187	So.	1L	Baton Rouge, La. (St. Michael HS)
18	Austin Bain	RHP	R-R	6-1	188	Jr.	2L	Geismar, La. (Dutchtown HS)
20	Antoine Duplantis	OF	L-L	5-11	179	So.	1L	Lafayette, La. (Lafayette HS)
21	Doug Norman	RHP	R-R	6-3	210	Jr.	2L	Fort Mill, S.C. (Ardrey Kell HS)
22	Rankin Woley	C/INF	R-R	6-0	215	Fr.	HS	Atlanta, Ga. (The Westminster School)
23	Mason Templet	INF	L-R	6-1	205	Fr.	HS	Youngsville, La. (St. Thomas More HS)
24	Beau Jordan	OF	R-R	5-9	202	Jr.	2L	Lake Charles, La. (Barbe HS)
25	Bryce Jordan	INF/C	R-R	5-9	206	Jr.	2L	Lake Charles, La. (Barbe HS)
27	Matthew Beck	RHP	R-R	6-7	228	Fr.	HS	Alexandria, La. (Alexandria HS)
28	Jordan Romero	C	R-R	6-2	213	Sr.	1L	Baton Rouge, La. (Catholic HS/LSU-Eunice)
29	Nick Bush	LHP	L-L	6-1	193	Fr.	RS	Leesburg, Ga. (Lee County HS)
30	Coltin Strall	RHP	R-R	5-10	172	Sr.	2L	Suwanee, Ga. (South Forsyth HS/Tallahassee CC)
32	Alden Cartwright	RHP	R-R	6-0	192	Sr.	3L	Baton Rouge, La. (Runnels HS)
33	Cole McKay	RHP	S-R	6-5	219	So.	1L	Spring Branch, Texas (Smithson Valley HS)
35	Alex Lange	RHP	R-R	6-3	199	Jr.	2L	Lee's Summit, Mo. (Lee's Summit West HS)
37	Will Reese	RHP	R-R	6-4	190	Fr.	HS	Leesville, La. (Anacoco HS)
38	Zack Hess	RHP	R-R	6-6	216	Fr.	HS	Forest, Va. (Liberty Christian Academy)
40	Hunter Kiel	RHP	R-R	6-3	221	Jr.	JC	Florence, Ala. (Florence HS/Pensacola State)
41	Caleb Gilbert	RHP	R-R	6-2	179	So.	1L	Hoover, Ala. (Hoover HS)
43	Todd Peterson	RHP	R-R	6-5	224	Fr.	HS	Lake Mary, Fla. (Lake Mary HS)
44	Bryce Adams	OF	R-R	6-4	203	Sr.	1L	Baton Rouge, La. (Dunham School/Delgado CC)
45	Russell Reynolds	RHP	R-R	6-2	199	Sr.	3L	Baton Rouge, La. (Parkview Baptist HS)
46	Blair Frederick	LHP	L-L	6-0	193	Fr.	HS	New Orleans, La. (Brother Martin HS)
55	Hunter Newman	RHP	R-R	6-3	196	Sr.	3L	Bloomingdale, Ga. (Calvary Baptist School)

Coaching Staff

1	Paul Mainieri, Head Coach (Florida International, 1980 – 11th season at LSU)
34	Alan Dunn, Associate Head Coach/Pitching Coach (Alabama-Birmingham, 1991 – 6th season at LSU)
39	Nolan Cain, Assistant Coach/Recruiting Coordinator (LSU, 2009 – 4th season at LSU)
47	Micah Gibbs, Volunteer Assistant Coach/Hitting Coach (LSU, 2014 – 2nd season at LSU)
52	Sean Ochinko, Undergraduate Assistant Coach
	Nate Fury, Coordinator of Operations (LSU, 2014 - 1st season at LSU)
	Travis Roy, Strength & Conditioning Coach (LSU, 2012 – 2nd season at LSU)

Pronunciation Guide

Brennan Breaux	BRO
Nick Coomes	COOMS
Greg Deichmann	DIKE-man
Hunter Kiel	KEEL
Alex Lange	LANG
Paul Mainieri	muh-NAIR-ee
Cole McKay	muh-KYE
Sean Ochinko	OH-chink-oh
Michael Papierski	puh-PEER-skee
Jared Poche'	POE-shay
Mason Templet	TOM-play



University Facts

Location	Baton Rouge, La. (State Capital)
Founded	1860
Enrollment	31,414
Nickname	Fighting Tigers
Colors	Purple (PMS 267) and Gold (PMS 123)
Mascot	Mike VII (Live Bengal Tiger)
Stadium	Alex Box Stadium, Skip Bertman Field
Year Opened	2009
Capacity	10,326
Dimensions	LF—330; LC—365; CF—405; RC—365; RF—330
Playing Surface	Natural Grass
Conference	Southeastern (Western Division)

University Administration

President/Chancellor	Dr. F. King Alexander (St. Lawrence, 1987)
Faculty Representative	Dr. Bill DeMastes (Georgia, 1979)

Athletic Department

Vice Chancellor/Director of Athletics	Joe Alleva (Lehigh, 1975)
Deputy Director of Athletics	Verge Ausberry (LSU, 1990)
Deputy Director of Athletics	Eddie Nunez (Florida, 1998)
Sr. Assoc. AD/Compliance, Planning	Bo Bahnsen (LSU, 1982)
Sr. Assoc. AD/Business Operations	Mark Ewing (LSU, 1978)
Sr. Assoc. AD/Sr. Woman Administrator	Miriam Segar (LSU, 1994)
Sr. Assoc. AD/Facilities Management	Ronnie Haliburton (LSU, 1990)
Assoc. AD/Communications	Michael Bonnette (LSU, 1993)
Assoc. AD/Ticket Manager	Brian Broussard (LSU, 1993)
Assoc. AD/Facilities, Project Development	Emmett David (LSU, 1982)
Assistant AD/Television Operations	Kevin Wagner (LSU, 1980)
Assistant AD/Fiscal Operations	Neal Lamonica (LSU, 1998)
Assistant AD/Marketing	Matt Shanklin (UNCW, 1988)
Assistant AD/Game Management	David Taylor (UTEP, 1999)
Assistant AD/Compliance	Blair Napolitano (LSU, 2005)
Assistant AD/Human Resources	Wendy Nall (Southeastern La., 2000)

Communications

Associate AD/Communications	Michael Bonnette (LSU, 1993)
Senior Associate SID (Baseball)	Bill Franques (LSU, 1985)
Senior Associate SID	Kent Lowe (LSU-Shreveport, 1979)
Senior Associate SID	Jennifer Rodrigues (UL-Lafayette, 1995)
Associate SID	Will Stafford (LSU, 2006)
Associate SID	Clyde Verdin (Nicholls State, 2008)
Associate SID	Brandon Berrio (LSU, 2015)
Administrative Specialist	Pam LeBlanc

Media Information

Baseball SID	Bill Franques
SID Office Phone	225-578-8226
Franques' Office Phone	225-578-2527
Franques' Cell Phone	225-241-4359
Franques' Email Address	wfranqu@lsu.edu
LSU Website	www.LSUsports.net
Press Row Phone	225-578-8226
SID Mailing Address	Athletics Administration Building Baton Rouge, LA 70803

Creative Services

Executive Director	Jason Feirman (LSU, '00)
Creative Services Manager	PJ Odom (Miss. State, '05)
Creative Services Coordinator	Clint Self (LSU, '15)
Creative Services Coordinator	Amanda Qubty (Georgia, '12)
Creative Services Designer	Stephanie Lyles (LSU, '10)
Staff Photographer	Steve Franz (LSU, '93)
Staff Photographer	Chris Parent (LSU, '15)

LSU Sports Radio Network

Director of Broadcasting	Chris Blair (Lander, 1997)
--------------------------	----------------------------

LSU Sports Productions

Director of Media Productions	David Landry (LSU, 1990)
Production Coordinator	Lee Scioneaux (LSU, 1990)
Production Specialist	Andrew Franzella (LSU, 2014)
Production Specialist	Benjamin Bullock (Delaware State, 2010)

Interactive

Director of Multimedia	Todd Politz (LSU, 1999)
------------------------	-------------------------



Ticket Office

Phone/Toll-Free	225.578.2184	1-800-960-8587
Fax/E-mail	225.578.3344	tickets@lsu.edu

Baseball Facts

Baseball Office	225.578.4148
(Fax)	225.578.4066
Press Box	225.578.4149
E-Mail	vrobert@lsu.edu
Head Coach	Paul Mainieri
Alma Mater	Florida International, 1980
LSU Record	460-182-3 (.716, 10 seasons)
Career Record	1324-674-8 (.662, 34 seasons)
2016 Record/SEC Record:	45-21/19-11 (3rd place, Western Division)
2016 Postseason	NCAA Tournament No. 8 National Seed; NCAA Regional Champions
Lettermen Returning/Lost	21/12
Players w/Starting Exp. Returning/Lost	11/4
Pitchers Returning/Lost	10/6

Coaching Staff

POSITION	NAME	ALMA MATER	YEAR AT LSU
Head Coach	Paul Mainieri	Florida International, 1980	11th
Pitching Coach	Alan Dunn	UAB, 1991	6th
Assistant Coach	Nolan Cain	LSU, 2009	4th
Volunteer Coach	Micah Gibbs	LSU, 2014	2nd
Coord. of Operations	Nate Fury	LSU, 2014	1st
Strength Coach	Travis Roy	LSU, 2012	2nd
Student Asst. Coach	Sean Ochinko		

Support Staff

Academic Advisor	Kirstin DeFusco
Athletic Trainer	Cory Couture
Video Coordinator	Jamie Tutko
Equipment Managers	Spencer Farley, Brian Khoury, Jimmy Jordan, Ricky Smith, Trent Forshag, Bryce Shelton, Chad Naccari
Student Trainers	Emily Daigle, Joshua Paul
Office Manager	Virginia Robertson
Office Student Assistants	Joe Stephens, Jorge Abadin



Paul Mainieri and the Tigers have 431 wins since 2008, the most in the nation in that span.



A PROGRAM OF

EXCELLENCE

The 2009 Tigers won 15 of their final 16 games en route to the National Championship.

LSU All-Time W-L-T Record: 2498-1552-31 (.616; beginning in 1893)

6

NCAA Championships
1991, 1993, 1996, 1997, 2000, 2009

17

College World Series Appearances
1986, '87, '89, '90, '91, '93, '94, '96, '97, '98,
2000, '03, '04, '08, '09, '13, '15
College World Series Record: 36-24 (.600)

9

NCAA Tournament National Seeds
2000 - No. 2; 2003 - No. 2;
2008 - No. 7; 2009 - No. 3; 2012 - No. 7;
2013 - No. 4; 2014 - No. 8; 2015 - No. 2;
2016 - No. 8
NCAA Tournament Record: 143-58 (.711)

22

NCAA Regional Titles
1986, '87, '89, '90, '91, '93, '94, '96,
'97, '98, '99, 2000, '01, '02, '03, '04, '08,
'09, '12, '13, '15, '16

29

NCAA Regional Appearances
1975, '85, '86, '87, '89, '90, '91, '92,
'93, '94, '95, '96, '97, '98, '99, 2000, '01, '02, '03,
'04, '05, '08, '09, '10, '12, '13, '14, '15, '16
NCAA Regional Record: 91-22 (.805)

7

NCAA Super Regional Titles
2000, '03, '04, '08, '09, '13, '15
NCAA Regional Record at Home: 80-17 (.825)
24 times as host site

12

NCAA Super Regional Appearances
1999, 2000, '01, '02, '03, '04, '08, '09,
'12, '13, '15, '16
NCAA Super Regional Record: 16-12 (.571)
NCAA Super Regional Record at Home: 15-7 (.682)
(9 times as host site)

16

SEC Championships
1939, '43, '46, '61, '75, '86, '90, '91, '92, '93,
'96, '97, 2003, '09, '12, '15
SEC Record: 932-745-9 (.555)

18

SEC Western Division Championships
1961, '75, '85, '92, '93, '94, '96, '97, '98,
2000, '01, '03, '05, '08, '09, '12, '13, '15

11

SEC Tournament Championships
1986, '90, '92, '93, '94, 2000, '08, '09, '10, '13, '14
SEC Tournament Record: 77-40 (.658)

Prolific Players



Ben McDonald

1989 Golden Spikes Award
2008 College Baseball Hall of Fame Inductee



Lloyd Peever

1992 National Player of the Year



Todd Walker

1992 National Freshman of the Year
2009 College Baseball Hall of Fame Inductee



Brett Laxton

1993 National Freshman of the Year



Russ Johnson

1994 SEC Player of the Year



Eddy Furniss

1998 National Player of the Year
2010 College Baseball Hall of Fame Inductee



Brad Cresse

2000 Johnny Bench Award



Mike Fontenot

2000 National Freshman of the Year



Lane Mestepey

2001 National Freshman of the Year



Aaron Hill

2003 SEC Player of the Year



Jon Zeringue

2004 SEC Player of the Year



Louis Coleman

2009 SEC Pitcher of the Year



Raph Rhymes

2012 SEC Player of the Year



Alex Bregman

2013 Brooks Wallace Award
2013 National Freshman of the Year



Aaron Nola

2014 National Pitcher of the Year
2014 and 2013 SEC Pitcher of the Year



Alex Lange

2015 National Freshman Pitcher of the Year

United States Olympic Head Coach
Skip Bertman - 1996 Bronze Medal Team

United States Olympic Medalists
RHP Kurt Ainsworth - 2000 Gold Medal
2B Warren Morris - 1996 Bronze Medal
SS Jason Williams - 1996 Bronze Medal
RHP Ben McDonald - 1988 Gold Medal

National Coach of the Year
Skip Bertman - 1986, 1991, 1993, 1996, 1997, 2000
Paul Mainieri - 2008, 2009, 2015

National Player of the Year
RHP Ben McDonald - 1989
RHP Lloyd Peever - 1992
1B Eddy Furniss - 1998

National Freshman of the Year
2B Todd Walker - 1992
RHP Brett Laxton - 1993
2B Mike Fontenot - 2000
LHP Lane Mestepey - 2001
SS Alex Bregman - 2013
RHP Alex Lange - 2015

National Pitcher of the Year
RHP Aaron Nola - 2014

Brooks Wallace Award
SS Alex Bregman - 2013

Southeastern Conference Player/Pitcher of the Year
2B Todd Walker - 1993
SS Russ Johnson - 1994
1B Eddy Furniss - 1996
SS Aaron Hill - 2003
OF Jon Zeringue - 2004
RHP Louis Coleman - 2009
OF Raph Rhymes - 2012
RHP Aaron Nola - 2013
RHP Aaron Nola - 2014

26 First-Team All-Americans in the Past 29 Seasons
SS Alex Bregman was a 2015 first-team All-American and the second overall selection in the 2015 MLB Draft.

72 Major League Players
LSU has produced 58 big-leaguers since 1987, including MLB All-Stars Albert Belle, Paul Byrd, Brian Wilson, Brad Hawpe, Aaron Hill, DJ LeMahieu and Will Harris.

LSU Year-by-Year Team Batting Statistics (since 1984)

YEAR	(W-L-T)	G	AB	R	H	2B	3B	HR	RBI	SB-ATT	SLG	OBP	AVG
1984	(32-23-0)	55	1606	309	443	76	20	51	263	92-139	.443	NA	.276
1985	(41-18-0)	59	1883	412	557	102	17	63	343	108-145	.468	NA	.296
1986	(55-14-0)	69	2272	542	696	135	27	83	455	153-188	.499	NA	.306
1987	(49-19-0)	68	2178	509	619	104	18	76	434	156-208	.453	.425	.284
1988	(39-21-0)	60	1823	390	490	92	19	41	331	69-104	.408	.443	.269
1989	(55-17-0)	72	2424	566	723	144	26	62	494	113-142	.456	.461	.298
1990	(54-19-0)	73	2480	587	807	156	27	63	515	95-135	.486	.470	.325
1991	(55-18-0)	73	2366	547	488	138	18	85	488	84-123	.478	.446	.297
1992	(50-16-0)	66	2261	509	681	132	17	67	438	125-159	.464	.447	.301
1993	(53-17-1)	71	2385	603	737	152	37	85	527	122-151	.511	.414	.309
1994	(46-20-0)	66	2273	504	659	124	15	87	439	116-142	.473	.394	.290
1995	(47-18-0)	65	2259	506	680	146	21	81	458	95-128	.492	.397	.301
1996	(52-15-0)	67	2384	648	759	143	18	131	585	99-120	.558	.419	.318
1997	(57-13-0)	70	2509	673	791	146	11	188	632	71-99	.607	.412	.315
1998	(48-19-0)	67	2314	583	692	132	12	157	542	64-85	.570	.409	.299
1999	(41-24-1)	66	2317	556	699	122	14	104	502	77-101	.501	.406	.302
2000	(52-17-0)	69	2542	652	864	194	16	96	598	73-94	.542	.432	.340
2001	(44-22-1)	67	2372	574	754	137	10	98	514	90-115	.508	.417	.318
2002	(44-22)	66	2333	441	705	123	20	65	410	71-90	.456	.378	.302
2003	(45-22-1)	68	2461	524	777	147	19	85	477	59-78	.495	.386	.316
2004	(46-19)	65	2376	515	791	144	15	79	472	44-57	.506	.400	.333
2005	(40-22)	62	2223	437	660	133	14	80	397	37-49	.477	.379	.297
2006	(35-24)	59	1966	342	564	107	18	61	307	40-55	.453	.368	.287
2007	(29-26-1)	56	1844	278	472	81	13	40	250	63-93	.379	.331	.256
2008	(49-19-1)	69	2485	538	761	148	28	100	488	95-120	.509	.382	.306
2009	(56-17)	73	2486	575	783	141	19	107	532	114-156	.516	.405	.315
2010	(41-22)	63	2264	497	723	124	24	78	453	75-104	.499	.406	.319
2011	(36-20)	56	1861	388	563	106	13	34	345	84-119	.428	.383	.303
2012	(47-18)	65	2209	397	630	106	12	42	368	41-74	.401	.368	.285
2013	(57-11)	68	2366	439	722	128	16	47	394	54-80	.432	.389	.305
2014	(46-16-1)	63	2098	394	602	117	14	41	361	49-74	.415	.367	.287
2015	(54-12)	66	2429	451	762	146	23	51	415	130-166	.456	.377	.314
2016	(45-21)	66	2283	426	674	110	21	46	374	95-137	.422	.385	.295

LSU Year-by-Year Team Pitching Statistics (since 1984)

YEAR	(W-L-T)	G	IP	CG	SHO	SV	H	R	ER	BB	SO	OBA	ERA
1984	(32-23-0)	55	433.0	12	3	10	439	272	199	206	359	.259	4.13
1985	(41-18-0)	59	484.2	10	3	9	452	273	221	245	442	.247	4.11
1986	(55-14-0)	69	579.0	10	5	17	511	303	245	291	541	.236	3.81
1987	(49-19-0)	68	577.1	13	8	14	502	266	197	223	552	.235	3.07
1988	(39-21-0)	60	497.2	20	1	11	437	262	199	292	519	.236	3.60
1989	(55-17-0)	72	629.0	10	5	20	546	326	254	278	655	.231	3.63
1990	(54-19-0)	73	630.1	13	5	12	631	324	264	249	555	.258	3.77
1991	(55-18-0)	73	621.0	5	6	19	613	330	253	259	626	.255	3.67
1992	(50-16-0)	66	574.2	9	3	12	508	261	222	185	518	.238	3.48
1993	(53-17-1)	71	620.0	15	7	7	586	318	257	246	511	.249	3.73
1994	(46-20-0)	66	589.2	6	1	13	567	356	295	274	520	.253	4.50
1995	(47-18-0)	65	579.0	9	4	10	517	323	261	245	623	.239	4.06
1996	(52-15-0)	67	601.0	8	10	13	549	283	226	233	635	.241	3.38
1997	(57-13-0)	70	621.0	7	3	13	653	380	319	206	682	.266	4.62
1998	(48-19-0)	67	588.1	5	4	14	613	365	287	232	646	.265	4.39
1999	(41-24-1)	66	580.0	8	2	12	651	402	329	212	591	.281	5.11
2000	(52-17-0)	69	619.2	4	6	16	661	375	305	241	574	.272	4.43
2001	(44-22-1)	67	595.2	6	2	12	640	388	314	279	446	.274	4.74
2002	(44-22)	66	589.2	14	5	7	621	309	224	179	472	.271	3.42
2003	(45-22-1)	68	602.2	7	3	12	614	330	283	194	515	.264	4.23
2004	(46-19)	65	581.1	8	4	7	624	293	237	163	401	.274	3.67
2005	(40-22)	62	557.0	8	3	14	566	296	239	176	428	.264	3.86
2006	(35-24)	59	521.2	2	4	13	581	334	292	208	426	.282	5.04
2007	(29-26-1)	56	492.2	2	0	15	583	330	279	169	421	.294	5.10
2008	(49-19-1)	69	626.1	2	3	16	638	340	286	201	554	.266	4.11
2009	(56-17)	73	644.1	3	4	22	631	319	288	186	679	.257	4.02
2010	(41-22)	63	568.0	1	1	17	626	379	351	227	472	.282	5.56
2011	(36-20)	56	490.0	3	4	9	459	252	225	166	396	.248	4.13
2012	(47-18)	65	592.0	2	7	13	547	242	214	160	573	.246	3.25
2013	(57-11)	68	622.2	5	9	16	488	195	166	172	506	.218	2.40
2014	(46-16-1)	63	561.2	3	17	16	436	180	162	178	443	.218	2.60
2015	(54-12)	66	621.1	2	5	19	530	242	206	228	560	.230	2.98
2016	(45-21)	66	591.0	2	3	15	564	296	261	246	540	.252	3.97

Paul Mainieri and the 2009 National Champions met with Vice President Joe Biden in the White House when the team toured Washington, D.C. on September 30, 2009.

SIX

NCAA Championships won by the LSU Tigers

1991, 1993, 1996, 1997, 2000, 2009

LSU is one of only three schools to win six national titles in the 70-year history of the CWS. The other schools are Southern California (12 titles) and Texas (6).

LSU has claimed its six CWS titles in the past 26 years. Southern Cal has one national title in the past 38 years; Texas has won three CWS titles in the past 34 seasons.

16

Southeastern Conference championships claimed by LSU, including an unprecedented four in a row from 1990-93

1939, 1943, 1946, 1961, 1975, 1986, 1990, 1991, 1992, 1993, 1996, 1997, 2003, 2009, 2012, 2015



Hall of Fame Coach Paul Mainieri

LSU coach Paul Mainieri, a Miami, Fla. native, has 1,324 career victories, as he directed the baseball programs at St. Thomas University (1983-88), Air Force (1989-94) and Notre Dame (1995-2006) prior to arriving at LSU in June 2006. Mainieri's overall head coaching record is 1,324-674-8 (.662) in 34 collegiate seasons, and he has a 460-182-3 (.716) mark in 10 seasons at LSU.

Mainieri is No. 5 among active NCAA Division I coaches in career victories, and he is one of only seven coaches in NCAA Division I history to have won over 1,300 games and a national championship.

Mainieri, a four-time National Coach of the Year, was inducted into the American Baseball Coaches Association Hall of Fame in January 2014, and he was named the Skip Bertman National Coach of the Year in 2015.

Under Mainieri, LSU has posted the most wins in the nation over the past nine seasons (432 wins) and the past five seasons (249 wins). During his 10-season LSU tenure, the Tigers have earned one NCAA National Championship, four College World Series appearances, five NCAA Regional titles, three SEC regular-season championships, five SEC Western Division titles and five SEC Tournament crowns.

Mainieri has directed the Tigers to five straight NCAA Tournament National Seeds (2012-16) - LSU is only the second school in tournament history to earn five national seeds in a row.

2009 NCAA Champions

In just his third season at LSU, Mainieri directed the 2009 Tigers to the College World Series title, posting a 56-17 overall record, including a 10-1 mark in NCAA Tournament competition.

Mainieri earned 2009 National Coach of the Year recognition from Collegiate Baseball, Baseball America, Rivals.com and the American Baseball Coaches Association.

The Tigers defeated Texas in the CWS Championship Finals to win the national title, LSU's sixth CWS championship and its first since 2000. Mainieri also guided his squad to the 2009 Southeastern Conference regular-season and

tournament titles.

LSU played host to the NCAA Baton Rouge Regional, where the Tigers defeated Southern, Baylor and Minnesota to set up a Super Regional matchup versus Rice in Alex Box Stadium. LSU swept two games from the Owls, earning a berth to the CWS for the second straight season and for the 15th time in school history.

The Tigers defeated Virginia in their CWS opener and recorded two wins over Arkansas to advance to the CWS Championship Finals versus Texas. Trailing 6-4 in the ninth inning of Game 1, the Tigers staged a dramatic two-run rally and eventually prevailed, 7-6, in 11 innings. The Longhorns posted a 5-1 win in Game 2; however, LSU overwhelmed UT, 11-4, in the deciding game to claim the NCAA championship trophy.

CWS Appearances in the Mainieri Era

Along with the 2009 national title, Mainieri has guided LSU to CWS appearances in 2015, 2013 and 2008:

2015 CWS

The 2015 Tigers led the nation with 54 wins, and LSU advanced to the College World Series for the 17th time in school history.


LSU in 2015 captured the SEC regular-season championship for the 16th time in school history and won the SEC Western Division title for the 18th time. The Tigers posted a 21-8 conference mark and clinched the league title with a series victory at South Carolina on the final regular-season weekend of the year.

Mainieri was named the 2015 National Coach of the Year by the NCBWA, and he received the Skip Bertman National Coach of the Year Award presented by the College Baseball Foundation. Mainieri was also voted 2015 SEC Coach of the Year, marking the third time he has received the league honor.

LSU produced five players that received 2015 All-America recognition including junior shortstop Alex Bregman, freshman pitcher Alex Lange, senior catcher Kade Scivicque, junior first baseman Chris Chinea and junior centerfielder Andrew Stevenson.



Warren Morris' two-out ninth-inning home run to defeat Miami in the 1996 College World Series title game was named the "Showstopper of the Year" at the ESPY Awards.



Skip Bertman (right) accepts the 1997 Louisville Slugger national championship trophy with former LSU President Dr. William Jenkins.

league coaches. A school-record nine Tigers were selected in the '13 Major League Baseball Draft.

2008 CWS

Mainieri was named 2008 National Coach of the Year by Rivals.com after guiding the '08 Tigers to the College World Series in just his second season at the helm of the program.

The Tigers finished the season ranked sixth in the nation by Collegiate Baseball, Baseball America and ESPN/USA Today. LSU (49-19-1), picked to finish fifth in the SEC Western Division in the '08 preseason coaches' poll, won 26 of its final 29 games, including a conference-record 23-game win streak that saw LSU claim the SEC Western Division title, the SEC Tournament championship and the NCAA Baton Rouge Regional championship.

LSU's 23-game surge ended with a loss to UC Irvine in Game 1 of the NCAA Baton Rouge Super Regional, but the Tigers won the next two games over the Anteaters to advance to the College World Series. LSU placed fifth in Omaha with a 1-2 record.

2013 CWS

The 2013 Tigers' 57 victories matched the SEC single-season record, and LSU posted the nation's best winning percentage (57-11, .838). The Tigers also established a school record with 23 SEC regular-season victories.

LSU won the 2013 SEC Western Division and SEC Tournament championships and was the NCAA Tournament No. 4 National Seed.

The Tigers played host to and won both the NCAA Regional and Super Regional and earned the 16th CWS berth in school history. LSU, which played in Omaha's three-year-old TD Ameritrade Park for the first time, placed seventh in the CWS after dropping consecutive games to UCLA and North Carolina. LSU completed the season ranked No. 5 by Baseball America, marking the Tigers' fourth Top 10 finish in six seasons.

For the first time in school history, LSU produced three first-team All-Americans in one season – senior first baseman Mason Katz, sophomore pitcher Aaron Nola and freshman shortstop Alex Bregman. Nola was voted SEC Pitcher of the Year and Bregman SEC Freshman of the Year by the

The Skip Bertman Era (1984-2001)

Skip Bertman is LSU's all-time winningest coach, as he compiled an 870-330-3 (.724) record in 18 seasons (1984-2001). Bertman, the National Coach of the Year in 1986, 1991, 1993, 1996, 1997 and 2000, and the 1996 United States Olympic head coach, guided the Tigers to five national championships (1991, 1993, 1996, 1997, 2000) and 11 College World Series appearances (1986, '87, '89, '90, '91, '93, '94, '96, '97, '98, '00).

433,783

LSU's total attendance figure in Alex Box Stadium during the 2016 season. LSU ranked first in the nation in attendance for the 21st straight year.

The 1975 Tigers earned LSU's first NCAA Tournament berth.

.711

LSU has the nation's second-highest all-time NCAA Tournament winning percentage (143-58, .711), including 17 appearances in the College World Series.

LSU is one of only nine schools with 17 or more CWS berths.

188

Home runs by the Tigers in their 1997 National Championship season

The total established an NCAA record, shattering the previous mark of 161 set in 1988 by Brigham Young. LSU hit at least one home run in all 70 of its 1997 games.



Under Bertman, LSU finished in the Top 7 in the national polls in 12 of his final 16 seasons.

Bertman was a member of the inaugural class of the College Baseball Hall of Fame that was inducted in July 2006. He is one of only three coaches to have won five College World Series titles. Southern Cal's Rod Dedeaux won 10 CWS crowns from 1958-78, and Augie Garrido captured five championships with two schools (Cal State Fullerton, 1979, '84, '95; Texas, 2002, '05). Bertman's No. 15 jersey was retired by LSU in May 2001.

National Titles Under Skip Bertman 1991, 1993, 1996, 1997, 2000

1991 NCAA Champions

In 1991, Skip Bertman led LSU to its first national championship with a record-setting performance at the CWS. The Tigers defeated

Wichita State, 6-3, in the title game and established Series marks for home runs (nine), runs per game (12), slugging percentage (.603) and fielding percentage (.993).

The '91 Tigers became the first team since Miami (Fla.) in 1982 to win the national championship without a loss in the NCAA Tournament -- LSU was undefeated in the NCAA South Regional (4-0) and in the CWS (4-0)

1993 NCAA Champions

In 1993, LSU won its second NCAA title in three years with an 8-0 victory over Wichita State in the CWS final. The 1993 Tigers also captured the Southeastern Conference title, as LSU became the first SEC school to win the league championship in four consecutive seasons (1990-93).

The '93 squad, in the 100th anniversary season of LSU Baseball, began the year ranked No. 1 in the preseason polls. A century of baseball excellence was culminated as the Tigers claimed the CWS crown with a final record of 53-17-1.

1996 NCAA Champions

LSU claimed its third national championship of the 1990s in 1996 when second baseman Warren Morris belted a two-run homer in the bottom of the ninth inning to lift the Tigers to a thrilling 9-8 College World Series title game win over Miami (Fla.). The '96 Tigers were one of the most prolific offensive teams in Southeastern Conference history, establishing league records for home runs (131), runs scored (648), RBI (549) and total bases (1,331).

1997 NCAA Champions

LSU won its fourth NCAA title in June, 1997, as the Tigers overwhelmed Alabama, 13-6, in the College World Series final. LSU became the first school to win back-to-back national championships since Stanford in 1987-88. The Tigers completed the year with a 57-13 mark, setting the Southeastern Conference record for most single-season victories. The Tigers also established the NCAA record for single-season home runs, as LSU unloaded a remarkable 188 round-trippers en route to the national championship. LSU joined Southern California (six titles in the 1970s) as the only schools to win four CWS crowns in one decade.

2000 NCAA Champions

Bertman directed LSU to its fifth national title in 2000, as the Tigers recorded a 52-17 mark, including a perfect 13-0 post-season record. LSU won the SEC Tournament with four straight wins, and the Tigers raced to a 9-0 mark in the NCAA Tournament. The Tigers captured the national title with a thrilling 6-5 win over Stanford in the CWS championship game, as LSU scored four runs in the last two innings to overcome a 5-2 deficit. Catcher Brad Cresse's RBI single in the bottom



Eddy Furniss claimed the 1998 Dick Howser Award as college baseball's most outstanding player.

of the ninth inning drove home shortstop Ryan Theriot with the winning run.

The 2000 squad was Bertman's most productive offensive team, setting a school record for team batting average with a .340 mark. The Tigers also established Southeastern Conference records for hits (864) and doubles (194). For the fifth time, Bertman was voted National Coach of the Year by Collegiate Baseball magazine.

**More College World Series Teams
1986, 1987, 1989, 1990, 1994, 1998,
2003, 2004**

1986 CWS

LSU made its first CWS appearance in 1986, when the Tigers finished fifth with a 1-2 record. LSU lost its CWS debut, 4-3, to Loyola-Marymount before rebounding with its first Series win, an 8-4 triumph over Maine. The Tigers were then eliminated by defending CWS champion Miami (Fla.), 4-3.

1987 CWS

LSU returned to Omaha in 1987, marking the first time an SEC team made back-to-back CWS appearances. The Tigers placed fourth in '87 with a 2-2 mark, as LSU was eliminated when Stanford's Paul Carey sent a Ben McDonald pitch over the left-field wall with the bases loaded in the 10th inning to give the Cardinal a 6-5 win.

1989 CWS

In 1989, after an incredible two-game sweep of top-ranked Texas A&M -- the Aggies entered the regional final round with a 58-5 record -- in the NCAA Central Regional at College Station, Texas, LSU joined the CWS field, placing in a tie for third with a 2-2 record.



Ben McDonald received the 1989 Golden Spikes Award as the nation's best amateur baseball player.



1990 CWS

In 1990, the Tigers again emerged from an NCAA regional tournament losers' bracket to earn a CWS berth, as LSU captured the South I Regional at Baton Rouge with two scintillating one-run wins over Southern California. LSU finished in a tie for third at the '90 CWS, recording a 2-2 mark in the summer classic.

1994 CWS

In 1994, LSU became the first defending national champion to return to the CWS since Stanford accomplished the feat in 1988. The Tigers earned the CWS berth with four straight wins in the NCAA South Regional at Baton Rouge, including a thrilling 12-10 triumph over Southern California in the regional final. However, for the first time in its CWS history, LSU went "two-and-out" in Omaha, as the Tigers dropped consecutive decisions to Florida State and Cal State-Fullerton.

1998 CWS

The 1998 LSU squad earned the Tigers' seventh CWS berth of the '90s. LSU defeated Southern California (12-10) and Mississippi State (10-8) in its first two CWS games, increasing the Tigers' Series winning streak to 10 games over three years. However, LSU suffered back-to-back losses to Southern Cal (5-4 and 7-3), and the Trojans advanced to the national championship game, where they defeated Arizona State.

2003 CWS

LSU's 2003 SEC Championship club -- coached by Bertman's successor, Smoke Laval -- earned the school's first CWS trip since 2000. The Tigers played host to an NCAA Regional for the 14th straight year, as the Tigers won the tournament

Ray Wright's brilliant catch prevented a Stanford home run in the 2000 College World Series championship game.

24

The Tigers have played host to an NCAA Regional 24 times since 1986, including 23 of the past 27 seasons.

LSU has a 80-17 (.825) mark in NCAA Regional games at home and an 15-7 (.682) record in NCAA Super Regional contests in Alex Box Stadium.

LSU has a 107-34 (.759) overall mark in NCAA Regional and Super Regional contests combined (91-22 in regionals, 16-12 in super regionals).

The Tigers have a 40-13 record in championship rounds of NCAA postseason play (34-12 in regionals/super regionals and 6-1 in the CWS). Championship round is defined as a game where at least one of the teams can claim the regional, super regional or national title with a win.

Lyle Mouton (21), catcher Gary Hymel (right) and the Tigers won LSU's first NCAA championship in 1991 with a victory over Wichita State in the CWS.



36

The Tigers have won more College World Series games (36) than any other SEC school. South Carolina is second among league schools with 32 CWS triumphs. LSU has the most CWS appearances (17) among SEC squads; South Carolina is second with 11 all-time CWS berths.

The 1997 Tigers produced an SEC-record 57 wins en route to the CWS title.

with a thrilling 9-8, 11-inning victory over North Carolina-Wilmington in the final game. LSU hosted Baylor in the NCAA Super Regional, defeating the Bears in two of three games to advance to the CWS. LSU dropped consecutive games to Cal State Fullerton and South Carolina in Omaha.

2004 CWS

LSU played host in 2004 to an NCAA Regional for the 15th straight season, winning the tournament with consecutive victories over Army, Southern Mississippi and College of Charleston. The Tigers then played host to an NCAA Super Regional for the third time in five years, defeating Texas A&M in a best two-of-three series to earn a berth in the CWS. LSU was eliminated from the CWS in two games, as the Tigers dropped decisions to Miami (Fla.) and South Carolina.

SEC Championships

1939, 1943, 1946, 1961, 1975, 1986, 1990, 1991, 1992, 1993, 1996, 1997, 2003, 2009, 2012, 2015

LSU captured its 16th Southeastern Conference title in 2015, as the Tigers own the most championships in league history. LSU won six SEC championships in the 1990s, (1990-91-92-93-96-97) including an unprecedented four in a row from 1990-93.

LSU has finished either first or second in the overall conference standings in 17 of the past 28 years. LSU has also won 11 SEC Tournament crowns (1986, '90, '92, '93, '94, 2000, 2008, 2009, 2010, 2013, 2014), including five in the past nine seasons.

In 1993, LSU became the only school in Southeastern Conference history to win four straight league titles. The '93 Tigers, who registered an 18-8-1 SEC mark, clinched the overall championship by winning the SEC Western





Aaron Nola, the 2014 National Pitcher of the Year, is also the only player to win SEC Pitcher of the Honors on two occasions (2013 and 2014).

Division Tournament title in Alex Box Stadium. LSU defeated Mississippi State, 7-3, in the final game after battling out of the tournament losers' bracket.

College Baseball Hall of Fame

Former LSU players Ben McDonald, Todd Walker and Eddy Furniss join legendary coach Skip Bertman as LSU inductees into the College Baseball Hall of Fame.

Ben McDonald


McDonald, a right-handed pitcher from Denham Springs, La., capped a magnificent 1989 season by receiving the Golden Spikes Award, given by the United States Baseball Federation to the nation's most outstanding amateur player.

McDonald, who set an LSU career mark with 373 Ks, established Southeastern Conference standards for single-season strikeouts (202), innings pitched (152.1) and consecutive scoreless innings (44.2). A two-time All-American and a 1988 Olympic gold medalist, he finished his LSU career with a 29-14 record and a 3.24 ERA. He was inducted into the College Baseball Hall of Fame at Lubbock, Texas in July 2008.

McDonald's No. 19 jersey was retired by LSU in 2009.

Eddy Furniss

Furniss, a first baseman, culminated a sterling four-year career by receiving the 1998 Dick Howser Trophy as the nation's most outstanding player. A 2007 inductee into the LSU Athletic Hall of Fame and a 2010 inductee into the College Baseball Hall of Fame, he finished his career as the SEC's all-time leader in hits (352), home runs (80), RBI (308), doubles, (87) and total bases (689). In NCAA annals, Furniss finished his career No. 3 all-time in total bases, No. 4 in home runs and doubles, and No. 5 in RBI. The Nacogdoches,



Texas, native -- who posted a .371 lifetime batting average -- hit .403 in 1998 with 27 doubles, three triples, 28 homers and 76 RBI.

Furniss' No. 36 jersey was retired by LSU in 2016.

Todd Walker

Walker was voted in 1996 as the second baseman on the College World Series All-Time



Todd Walker (right), pictured with former LSU coach Skip Bertman, was inducted into the College Baseball Hall of Fame in July 2009.

72

Seventy-two former LSU players have played major league baseball, including 58 big-leaguers (32 pitchers, 26 position players) since 1987. The former Tigers include MLB All-Stars Albert Belle, Paul Byrd, Brian Wilson, Aaron Hill, Brad Hawpe, DJ LeMahieu and Will Harris.

Former LSU star DJ LeMahieu was a starter in the 2015 MLB All-Star Game, and he won the 2016 MLB batting title.



A school-record 11,401 fans packed Alex Box Stadium, Skip Bertman Field to watch the Tigers clinch a berth in the 2013 College World Series with an NCAA Super Regional win over Oklahoma.

USA

LSU has established an outstanding international reputation with representatives on U.S. Olympic squads:

- Ben McDonald - 1988
- Rick Greene - 1992
- Skip Bertman - 1988, 1996
- Warren Morris - 1996
- Jason Williams - 1996
- Kurt Ainsworth - 2000

LSU's Kurt Ainsworth pitched the United States to wins over Holland and Australia en route to the 2000 gold medal in Sydney.

Team by the readers of the Omaha World-Herald. Walker, a 2009 inductee into the College Baseball Hall of Fame, completed a brilliant three-year LSU career in 1994 as he became the SEC's all-time leader in hits (310), runs (234), RBI (246) and total bases (557). Walker, a native of Bossier City, La., was a 1994 finalist for the Golden Spikes Award and the Smith Award, as he batted .393 with 18 homers and 68 RBI. A consensus '94 All-American, he was also named the Most Outstanding Player of the NCAA South Regional, and he was selected to the College World Series All-Tournament team.

Walker finished his career as LSU's all-time leader in hits, runs, RBI, total bases, home runs (52), doubles (61), triples (15) and batting average (.396). He was inducted into the LSU Athletic Hall of Fame in 2006, and he No. 12 jersey will be retired by LSU in April 2017.



More National Awards

Lloyd Peever, a right-handed pitcher from Stonewall, Okla., was named the 1992 National Player of the Year by Collegiate Baseball magazine. Peever, one of nine finalists for the 1992 Golden Spikes Award, was named first-team All-America by Collegiate Baseball, Baseball America and the American Baseball Coaches Association. Peever, a 2011 inductee into the LSU Athletic Hall of Fame, finished the season with a 14-0 record and a 1.98 ERA in 104.2 innings, and he became the first SEC pitcher to post 14 straight wins in one year.

Catcher Brad Cresse was a 2000 first-team all-America selection, as he led the nation in home runs (30) and RBI (106). Cresse, a native of Seal Beach, Calif., was named the 2000 recipient of the Johnny Bench National Collegiate Catcher of the Year award, and he was a finalist for the 2000 Golden Spikes Award. Cresse helped lead LSU to the 2000 national title by hitting .388 (106-for-273) with 21 doubles, 30 homers, 106 RBI, 73 runs, 217 total bases and a .790 slugging percentage.

LSU freshman Alex Bregman was named the winner of the 2013 Brooks Wallace National Shortstop of the Year Award. Bregman, product of Albuquerque, N.M., batted .369 with 18 doubles, seven triples, six home runs and 52 RBI during the first season of his college career, leading the Tigers to a berth in the College World Series. Bregman earned 2013 consensus first-team all-America honors and was named the National Freshman Player of the Year by Collegiate Baseball magazine.

LSU junior right-hander Aaron Nola was named the 2014 National Pitcher of the Year by the College Baseball Foundation. Nola, a 2014 Golden Spikes Award finalist and a two-time Southeastern Conference Pitcher of the Year, enjoyed a brilliant 2014 season, as he posted an 11-1 mark and a 1.47 ERA in 116.1 innings with 27 walks and 134 strikeouts. During his remarkable three-year LSU career (2012-14), Nola compiled a 30-6 mark and a 2.09 ERA in 332 innings with 42 walks and 345 strikeouts.



Right-hander Alex Lange was voted the 2015 National Freshman Pitcher of the Year by Collegiate Baseball magazine and the NCBWA. He posted a 12-0 record with a 1.97 ERA in 114 innings. In 17 starts, he recorded 131 strikeouts and limited opponents to a .212 cumulative batting average.

Lange, a native of Lee's Summit, Mo., was also voted the 2015 SEC Freshman of the Year, and he received first-team All-America and first-team All-SEC recognition.

International Baseball

Skip Bertman served as the head coach of the United States Olympic team in 1996, directing the Americans to the bronze medal in Atlanta.

LSU second baseman Warren Morris and shortstop Jason Williams were two of the '96 Olympic team's brightest stars. Morris was the Americans' leading hitter in the Olympics, batting .409 in nine games with five homers, one double, 11 RBI and 10 runs. Williams batted .367 in the Olympics with three homers, nine RBI and 10 runs.

Bertman also served as the pitching coach of the 1988 U.S. Olympic team which captured a gold medal in Seoul. The '88 squad featured LSU pitcher Ben McDonald, who posted two Olympic victories. LSU pitcher Rick Greene was a member of the '92 Olympic team which competed in Barcelona, but fell short of earning a medal. LSU pitcher Kurt Ainsworth helped lead the U.S. to the gold medal at the 2000 Olympics in Sydney. Ainsworth pitched the Americans to wins over Holland and Australia en route to the Olympic title.

Attendance

LSU led the nation in total attendance for the 21st straight year in 2016, as the Tigers drew 433,783 fans to Alex Box Stadium. The Tigers averaged 10,580 fans per contest last season. Nearly eight million fans have seen the Tigers play in their home stadium over the past 33 seasons. A total of 7,974,759 patrons have experienced "Baseball at the Box" during that period.

Innovative promotional schemes, record-breaking crowds and increasing revenues characterize LSU's baseball program. In 1983, the year before Skip Bertman's arrival as head coach, LSU drew only 10,002 fans for 22 dates at Alex Box Stadium, an average of 454 per game.

Academic Excellence

Former LSU first baseman Eddy Furniss was named a 1997 first-team Academic all-American by GTE-CoSIDA, and he received second-team Academic all-America recognition in 1996 and 1998. Other Academic all-America selections include pitcher Chris Demouy (third-team, 1996), second baseman Warren Morris (first-team, 1995) and catcher Tim Lanier (third-team, 1994). Third baseman Wally Pontiff was a member of the 2002 GTE/CoSIDA District VI Academic all-America team, and pitcher Kurt Ainsworth earned District VI recognition in 1999.

Left-handed pitcher Jason Determann was named the 2005 SEC Baseball Scholar-Athlete of the Year with a 3.781 GPA in biology. He was also voted to the ESPN The Magazine second-team Academic All-America squad.

Right-handed pitcher Jordan Faircloth received the 2005 SEC Community Service Post-Graduate Scholarship, and he was named to the SEC Good Works Team. Faircloth, who received his LSU degree in political science with a 3.383 GPA, was a volunteer speaker to children at local schools, served food at homeless shelters and was active in Habitat for Humanity, building homes for needy families.

Outfielder Sean McMullen, a native of Metairie, La., was named the 2014 Tiger Athletic Foundation Male Scholar-Athlete of the Year, and he was the LSU Athletic Department nominee for the Boyd McWhorter SEC Scholar-Athlete of the Year Award. McMullen was a two-time member of the SEC Academic Honor Roll, and he earned his LSU degree in kinesiology in May 2014 with a 3.71 grade point average.

Seven Tigers received their degrees in May 2013 when the squad held a graduation ceremony in Alex Box Stadium. (L-R): Blake Dean, Joey Bourgeois, Kevin Berry, Matt Fury, coach Paul Mainieri, Raph Rhymes, Jordy Snikeris, Mason Katz, former academic counselor Becca Hubbard.

102

102 LSU players have earned SEC Academic Honor Roll recognition over the past 10 seasons, including a school-record 14 players in 2008.

ALEX BOX STADIUM

SKIP BERTMAN FIELD



The field at Alex Box Stadium was named "Skip Bertman Field" on May 17, 2013, prior to the Tigers' game versus Ole Miss. Bertman (pictured above with his wife, Sandy) coached LSU to five national titles during his 18-season tenure (1984-2001).

A First Class Home for a Great Legacy

The Alex Box Stadium, Skip Bertman Field experience is a unique one, created by the greatest and most loyal fans in all of college baseball, combined with an enduring legacy of championships.

In February 2009, the LSU Baseball program moved into a new home, and all of the traditions, memories and excitement that make Tiger baseball truly special live on in the New Alex Box Stadium.

From LSU's first SEC title team in '39, to Bruce Baudier's perfect game, to Rich Cordani's game-winning home run against Southern Cal, to the regional championship victory laps of the 1990s, the original Alex Box Stadium was home from 1938-2008 to some of the greatest moments in all of college baseball history.

Now the LSU baseball legacy has moved 200 yards to the south into a state-of-the-art facility, designed to provide the resources necessary to sustain LSU's tradition of excellence while also accommodating in comfort the record-setting crowds that set Tiger Baseball apart from the rest of America.

In the New Box, the Tiger baseball team enjoys nearly 10,000 square-feet of locker and meeting room space, new batting cages and all the amenities necessary to field a consistent winner.

A 21st Century home has opened for a grand old tradition ... LSU Baseball at Alex Box Stadium, Skip Bertman Field.

Stadium Information

Seating Capacity	10,326
Playing Field Distances	
Foul Lines	330 ft.
Power Alleys	365 ft.
Center	405 ft.
Height of Fence	10 ft.
Height of Batters' Eye	40 ft.
Playing Surface	natural grass (artificial turf in foul territories)

Ground Level

- ▶ National Championship Plaza
- ▶ Ticket Office
- ▶ Club Lounge
- ▶ LSU Locker Room and Squad Room
- ▶ Umpires Locker Room
- ▶ Batting Cages
- ▶ LSU SportShop
- ▶ Concession Stands
- ▶ Two Picnic / Play Areas

Second Level

- ▶ Concourse
- ▶ Concession Stands
- ▶ LSU SportShop
- ▶ LSU Fan Zone

Third Level

- ▶ Press Box
- ▶ Suites

Ballpark Comparisons

	OLD ALEX BOX (1938-2008)	NEW ALEX BOX (2009-PRESENT)
SEATING		
Total Seats	7,760	10,326
Grandstand	3,238	4,054
Bleachers	4,522	6,272
AMENITIES		
Restrooms	2,000 sq. ft.	9,274 sq. ft.
Concessions	2,200 sq. ft.	5,000 sq. ft.
No. of Suites	0	27
Club Lounge	0 sq. ft.	1,800 sq. ft.
Team Area	3,000 sq. ft.	9,380 sq. ft.
Press Area	250 sq. ft.	2,000 sq. ft.

Enhanced ADA (Americans with Disabilities Act) accessibility and seating throughout new facility.



Alex Box Stadium was ranked No. 8 in the 2016 listing of the top 100 stadium experiences in the United States and Canada compiled by Stadium Journey magazine. Alex Box Stadium was rated ahead of 11 Major League ball parks on the list, including Fenway Park and Wrigley Field.



Players' Lounge



Team Meeting Room



The LSU locker room has a Major League appearance.



Video Room



The original Alex Box Stadium, home of the LSU Fighting Tigers from 1938-2008, has a storied history which spans several decades. The 2008 season was the last for the Tigers in the 70-year-old facility, as LSU moved into the New Alex Box Stadium in 2009.

Alex Box Stadium Testimonials

"We tried to prepare our players for coming here, but I don't think you can prepare anybody for this, until you get here. This - and I mean this in a complimentary way - is a very, very special place; a very unique place ... There are lots of places where there's great baseball played and there's great support and they get behind their teams. But there is nothing like this. This is in first place and everything else is a distant second place."

- UC Irvine coach Mike Gillespie after the 2008 NCAA Super Regional in Alex Box Stadium

"I want to commend what I truly believe may be the premier crowd in all of college baseball . . . that is a special, special crowd out there. I want to say that the way the fans have responded all weekend to just excellence and outstanding play leads me to believe that they truly do appreciate the difficulty of playing this game. I'm glad to have our players play in front of a crowd that I truly believe appreciated their performance."

- Baylor coach Steve Smith after the 2003 NCAA Super Regional in Alex Box Stadium



LSU has finished first in the nation in total attendance for 21 straight seasons. In 2016, the Tigers drew 433,783 fans in the eighth season of its current stadium -- Alex Box Stadium, Skip Bertman Field -- which opened in 2009.

LSU has been among the nation's attendance leaders for the past 26 seasons, finishing No. 5 in 1991, No. 6 in 1992, No. 4 in 1993, No. 3 in 1994 and in 1995, and No. 1 from 1996-2016.

Over the past 33 seasons, the Tigers have attracted nearly eight million fans to their home stadium. A total of 7,974,759 patrons have watched the Tigers play at "The Box" from 1984 to 2016.

The New Alex Box Stadium, which opened in 2009, has played host to six NCAA regionals and five super regionals in eight seasons. The field at "The Box" was named Skip Bertman Field in May 2013.

The original Alex Box Stadium was the site of four SEC tournaments, 18 NCAA regional tournaments, four NCAA super regional series and one ABCA Hall of Fame tournament.

Originally a 2,500-seat facility, the concrete and steel grandstand of the original Alex Box Stadium was completed in 1938. Funding came from the Works Progress Administration, a federally sponsored agency which constructed public athletic facilities, among other such projects.

In its first two years, the original Alex Box Stadium was the site of spring training for the New York Giants. Such legendary baseball figures as Mel Ott, Carl Hubbell, Bill Terry and Dick Bartell trained at "The Box."



The "Intimidator" billboard depicting LSU's NCAA titles was unveiled in the original Alex Box Stadium prior to the 1997 season. The most recent version of the "Intimidator" was installed in the new Alex Box Stadium prior to the 2017 season.

Alex Box (1920-1943)



LSU's baseball stadium was named in 1943 for Alex Box, an outfielder for the 1942 Tiger squad. Box was killed in 1943 while fighting in North Africa during World War II.

Simeon Alexander Box was born August 5, 1920, in Quitman, Miss., and attended George S. Gardiner High School in Laurel, Miss. Box came to LSU in 1938 and majored in petroleum engineering. He played football and baseball, served as vice president of the junior class in engineering and was a member of several professional societies. He earned his petroleum engineering degree in 1942.

Box pursued his advanced ROTC studies in the engineering regiment. A handsome, popular figure on campus, he met and developed a close relationship with Earle Hubert, an attractive member of Delta Zeta sorority from Plaquemine, La. They had an understanding that she would complete her elementary education degree while he was serving in the military; then, they would later marry. Tragically, the terrors of warfare changed those plans.

After being commissioned in the U.S. Army, Box made short stops at camps in Florida and Pennsylvania and went on to England in August, 1942. He was posted to the First Infantry Division, called the "Big Red One" in North Africa. Lieutenant Box, a tank commander, displayed his heroism on November 9, 1942, when he risked his life in helping destroy six enemy machine gun nests and an artillery emplacement near Arcrole, Algeria. His brave acts earned him the Distinguished Service Cross, the Army's second-highest decoration.

Only two months later, there was a fierce battle in Tunisia, and Box's tank was shredded by a German mine. He was killed instantly on February 19, 1943, at the age of 22. Brigadier General Theodore Roosevelt, wrote a letter of condolence to Box's mother, Mattie, saying "the deeds and death of your son have gone to make up the spiritual background that is this country."

Laurel, Miss., superintendent of schools R.H. Watkins eulogized Box as a "perfect example of an athlete, a Christian gentleman, a scholar and a soldier ... His beautiful life may be compared to a great piece of music which ends on a high note."

On the LSU campus, there was a spontaneous movement that spring to commemorate his sacrifice in some tangible way. At its May 28, 1943 meeting, the LSU Board of Supervisors voted unanimously to name the baseball stadium for Box. That was considered such an unusual decision that the student newspaper, *The Reveille*, observed, "For the first time in the school's history, the service and memory of the military hero came to be esteemed so highly that a structure on the campus was named in his honor."

The Box family made a special presentation of Alex's personal memorabilia to LSU during the 1991 baseball season. The memorabilia, enclosed in a specially-constructed glass case, is permanently housed in the Wally Pontiff Jr. Hall of Fame.



Man of Honor
LSU's baseball stadium was named for Alex Box in 1943.

24
LSU has hosted 24 NCAA Regional Tournaments in its home stadium. The first was in 1986, and LSU has played host to 23 regionals in a 27-season span (1990-2016).

9
NCAA Super Regional Series at Alex Box Stadium: 2000, 2003, 2004, 2008, 2009, 2012, 2013, 2015, 2016

21
Last season, the Tigers drew 433,783 fans to Alex Box Stadium as LSU finished first in the nation in total attendance for the 21st straight year.

.789
LSU has a .789 winning percentage at home since 1984. The Tigers are 989-262-5 during that span in their home ball park.

LSU Record in Alex Box (1984-2016)

YEAR	GAMES	W-L-T	PCT.
1984	31	23-8	.742
1985	34	31-3	.912
1986	43	38-5	.884
1987	35	30-5	.857
1988	33	27-6	.818
1989	36	31-5	.861
1990	37	32-5	.865
1991	43	33-10	.767
1992	38	30-8	.789
1993	43	34-8-1	.802
1994	35	28-7	.800
1995	36	28-8	.777
1996	39	32-7	.821
1997	40	36-4	.900
1998	35	32-3	.914
1999	38	27-11	.711
2000	39	28-11	.718
2001	37	27-10	.730
2002	36	28-8	.778
2003	39	30-8-1	.782
2004	36	27-9	.750
2005	36	23-13	.639
2006	37	25-12	.676
2007	35	20-14-1	.586
2008	42	32-9-1	.774
2009*	42	33-9	.786
2010*	38	30-8	.789
2011*	37	28-9	.757
2012*	44	35-9	.795
2013*	43	39-4	.907
2014*	39	31-7-1	.808
2015*	39	33-6	.846
2016*	41	28-13	.683
Totals	1,256	989-262-5	.789

* - New Alex Box Stadium

Attendance in Alex Box (1984-2016)

YEAR	DATES	TOTAL ATT.	AVG.
1984	24	22,021	918
1985	25	40,746	1,630
1986	34	81,075	2,385
1987	27	46,084	1,707
1988	27	46,831	1,734
1989	33	65,781	1,993
1990	30	78,616	2,621
1991	37	113,832	3,077
1992	34	114,937	3,381
1993	39	137,306	3,521
1994	33	143,595	4,351
1995	36	148,995	4,139
1996	39	226,805	5,816
1997	39	252,864	6,484
1998	35	232,597	6,645
1999	38	271,888	7,154
2000	39	286,874	7,355
2001	37	276,622	7,476
2002	36	271,179	7,532
2003	39	291,676	7,478
2004	36	284,328	7,898
2005	36	270,300	7,508
2006	37	270,341	7,306
2007	35	256,537	7,329
2008	42	318,798	7,590
2009*	42	403,056	9,596
2010*	38	404,916	10,655
2011*	37	390,595	10,557
2012*	44	472,391	10,736
2013*	43	473,298	11,006
2014*	39	424,321	10,880
2015*	39	421,771	10,814
2016*	41	433,783	10,580
Totals	1,190	7,974,759	6,701

* - New Alex Box Stadium

2016 Attendance Leaders (21st Straight Season at No. 1)

- 1. LSU** **433,783**
- Mississippi State 302,558
- South Carolina 293,677
- Ole Miss 291,714
- Arkansas 265,718

Tournaments Hosted

NCAA Regional Tournaments (24)

1986, 1990, 1991, 1992, 1993, 1994, 1995, 1996, 1997, 1998, 1999, 2000, 2001, 2002, 2003, 2004, 2005, 2008, 2009, 2012, 2013, 2014, 2015, 2016

NCAA Super Regional Series (9)

2000, 2003, 2004, 2008, 2009, 2012, 2013, 2015, 2016

SEC Tournaments (4)

1985, 1986, 1991, 1993

ABCA Hall of Fame Tournament (1)

1991

Top 10 Alex Box Stadium Attendance Figures (Paid Attendance)

ATTENDANCE	OPPONENT	DATE	SCORE
1. 12,727	South Carolina	4/27/13	USC, 4-2
2. 12,472	New Orleans	2/14/14	LSU, 2-0
3. 12,373	Maryland	2/15/13	LSU, 1-0
4. 12,313	Alabama	4/17/10	LSU, 9-7
5. 12,193	Ole Miss	5/17/13	LSU, 5-4
6. 12,164	Ole Miss	3/13/15	UM, 5-3
7. 12,153	Oklahoma	6/8/13	LSU, 11-1
8. 12,085	Sam Houston St.	6/11/13	LSU, 8-5
9. 12,076	Florida	3/18/11	UF, 5-4
10. 12,070	Wake Forest	2/18/11	LSU, 15-4

- The largest actual attendance figure in the New Alex Box Stadium is 11,401 for Game 2 of the NCAA Super Regional matching LSU and Oklahoma on June 8, 2013. The largest actual attendance figure in the original Alex Box Stadium was 8,173 for the NCAA Super Regional championship game versus UC Irvine on June 9, 2008, the final game in stadium history. The largest paid attendance figure in the original stadium was 8,701 versus Mississippi State on May 11, 2008, the final regular-season game in stadium history.

GREAT MOMENTS



LSU Diamond – later named Alex Box Stadium – was the spring training home of the New York Giants in 1938 and 1939.

Reprinted with permission from Baseball in Baton Rouge. Available from the publisher online at www.arcadiapublishing.com or by calling 888-313-2665.



Albert Belle and the 1986 Tigers captured an NCAA Regional title and advanced to LSU's first College World Series.



Slugger Eddy Furniss powered LSU to NCAA Regional titles in 1996, 1997 and 1998.

May 6, 1939

LSU defeats Tulane, 16-0, clinching its first SEC crown with a 10-2 conference record. The Tigers receive help from the Auburn Plainsmen, who defeated Florida, giving the Gators their second loss of the season, and eliminating them from title contention.

May 6, 1946

LSU completes a doubleheader sweep of Tulane to finish 11-3 in SEC play and win the league title. In the first outing, home runs by Joe Bill Adcock and Gene "Red" Knight help to erase a 4-1 deficit. Mel Didier singles in two runs in the seventh and LSU captures a 7-4 victory. In Game 2, home runs by Knight and Ray Coates highlight LSU's 4-3 win, as the Tigers clinch the SEC title.

May 12, 1961

LSU defeats Auburn 6-5 in the second game of a best-of-three series to win the SEC Championship. LSU trails 5-4 in the bottom of the 11th inning when the Tigers rally for two runs. Bobby Theriot provides the game-winning single and LSU captures the league crown. The paid attendance for the game was estimated to be around 2,500, making it the most attended LSU baseball game at the time.

May 5, 1967

LSU right-hander Bruce Baudier fires a seven-inning perfect game, blanking Alabama, 2-0, in the second game of a doubleheader. Baudier records eight strikeouts and needs only 72 pitches to defeat the Crimson Tide in front of 450 fans in Alex Box Stadium.

March 3, 1972

On Opening Day, LSU pitcher Randy Wiles pitches a no-hitter in the first game of a doubleheader against Rice, leading the Tigers to a 3-0 victory. Wiles pitches seven innings, recording 11 strikeouts and one walk. The no-hitter is nearly broken up with an infield hit, but is kept alive with an outstanding play by freshman shortstop Mike Miley.

May 14, 1975

LSU defeats Georgia 6-5 in the first game of a best-of-three series to determine the SEC champion. Randy Aldridge singles in the winning run in the bottom of the 10th. Paul Stefan earns the victory, pitching 8.2 innings of relief and striking out 13. LSU goes on to win the series and the SEC title with a 8-3 win over the Bulldogs in Athens.

March 14, 1979

Robert Landry pitches only the fourth no-hitter in LSU's history, defeating Southern Miss 1-0 at Alex Box Stadium. Landry strikes out seven and walks three in the seven-inning contest. Randy Olson, the Tigers' designated hitter, hits a solo home run for the lone score of the game.

May 25, 1986

Albert Belle smashes two, two-run homers in the South I Regional championship game, leading the Tigers to their first College World

Series with a 7-6 win over Tulane at Alex Box Stadium. Belle was named tournament MVP for his efforts.

May 28, 1990

Rich Cordani's dramatic two-run blast in the seventh inning lifts LSU to a thrilling 7-6 South Regional championship game win over Southern California.

April 26, 1993


LSU defeats Tulane, 5-2, in a "Turn Back the Clock" game in Alex Box Stadium. The players wear early 20th-century replica uniforms and use wooden bats in the contest. The game celebrates the 100th anniversary of the LSU Baseball program.

May 29, 1994

LSU holds on to a 12-10 win over Southern Cal in the South Regional final. Former Trojan and current Minnesota Twins star Jacque Jones smashes three homers in defeat.

May 26, 1996

In one of the largest hit outputs in school history, LSU uses 18 runs on 13 hits in the seventh inning of the South II Regional championship game to rout Georgia Tech, 29-13. The Tigers wear new gold jerseys during the regional and throughout the 1996 College World Series.



Skip Bertman is ejected from the game during LSU's epic 1997 NCAA Regional win over Long Beach State. Bertman was ejected only three times in his 18 seasons as LSU's head coach.

May 25, 1997

A classic five-hour marathon comes to an end as LSU outlasts Long Beach State by scoring seven runs in the 11th inning for a 14-7 victory. One day later, the Tigers avenge their second round loss to South Alabama by sweeping the Jaguars, 14-4 and 15-4, before defending their national championship in Omaha.

May 23, 1998

LSU falls behind Cal State Fullerton, 7-0 through two innings, but Cedrick Harris' two-run double in the eighth caps a four-run inning to complete a comeback as the Tigers earn a 13-11 victory. LSU routs the Titans 14-3 the next day to reach Omaha.

May 30-31, 1999

Facing a seven-run deficit and in danger of being eliminated, LSU rallies to take a 12-10 lead it would not relinquish against East Carolina to force a second championship game. Kurt Ainsworth gets an extra day of rest thanks to rain, which forces the second contest to be moved to Monday. Ainsworth blanks the Pirates, 9-0, hurling the Tigers to a super regional matchup with SEC foe Alabama.

June 2, 2002

LSU comes through the loser's bracket to defeat UL-Lafayette twice by identical 12-2 scores to win its seventh consecutive regional championship. The Tigers are the only regional winner of 2002 to come through the loser's bracket to win twice on the final day.

June 1, 2003

Jon Zeringue's one-out, walk-off home run in the bottom of the 11th sends LSU to the super regional round as the Tigers defeat a pesky UNC-Wilmington club, 9-8.

June 7-8, 2003

LSU blasts Baylor 20-5, using an 11-run sixth inning highlighted by Clay Harris' grand slam to reach its 12th College World Series. The Tigers faced elimination a day earlier after Baylor captured the first contest in the best-of-three set. Harris and Ivan Naccarata belted back-to-back homers to lead off the eighth inning to lift LSU over Baylor, 6-5, to set up the rubber match.

June 13, 2004

Lane Mestepey fires a masterful five-hit shutout in Game 2 of a Super Regional series against Texas A&M. Will Harris' ninth-inning homer clinches LSU's 4-0 triumph and sends the Tigers to the College World Series for the second straight season.

June 8-9, 2008

LSU completes its 70-year residency in Alex Box Stadium in grand fashion, overwhelming UC Irvine, 21-7, in Game 3 of the NCAA Baton Rouge Super Regional. The win vaults the Tigers into the College World Series for the 14th time since 1986. LSU explodes for six runs in the first inning on the strength of consecutive home



Skip Bertman opens the "spirit ball" prior to the first game in the New Alex Box Stadium on February 20, 2009.

runs by Blake Dean, Micah Gibbs and Matt Clark to roll past the Anteaters. The Tigers had faced elimination in Game 2 the day before, but LSU erupted for five runs in the ninth inning to erase a 7-4 deficit and post a 9-7 victory, setting up the Game 3 final showdown.

February 20, 2009

LSU defeats Villanova, 12-3, in the first game played in the New Alex Box Stadium. Over 9,000 fans witness the inaugural contest played in the state-of-the-art ball park. Louis Coleman, who fires the first pitch in stadium history, earns the victory with a strong outing against the Wildcats.

June 6, 2009

LSU defeats Rice, 5-3, to win the NCAA Super Regional and advance to the College World Series in the first season of the New Alex Box Stadium. A crowd of 9,651 fans watches as Louis Coleman and Matty Ott pitch the Tigers to victory. Coleman earns his 13th win and Ott picks up his 16th save as the Tigers head to Omaha for the 15th time in school annals.

June 3, 2012

LSU erases a 5-4, ninth-inning deficit and defeats Oregon State, 6-5, in 10 innings to win the NCAA Baton Rouge Regional. Alex Edward's RBI double ties the contest in the ninth, and Austin Nola scores the game-winning run on a wild pitch in the 10th.

June 7, 2013

LSU right-hander Aaron Nola delivers one of the greatest pitching performances in Fighting Tiger postseason history, limiting Oklahoma to no runs on two hits with six strikeouts in nine innings, as the Tigers post a 2-0 victory in Game 1 of the NCAA Super Regional in Alex Box Stadium, Skip Bertman Field. Nola outduels OU ace Jonathan Gray, who holds the Tigers scoreless until the eighth inning when Tyler Moore delivers a run-scoring double and Mark Laird adds an RBI single. LSU goes on to advance to the

College World Series the next day with an 11-1 victory over the Sooners in Game 2 of the Super Regional.

June 6, 2015


Senior DH Chris Sciambra launches a solo walk-off homer in the bottom of the ninth inning to lift the Tigers to a 4-3 win over UL-Lafayette in Game 1 of the NCAA Super Regional. LSU defeated the Cajuns, 6-3, the next day to advance to the CWS.

June 7, 2016

First baseman Greg Deichmann unloads a two-run homer in the seventh inning to give LSU a 3-2 lead, and the Tigers capture the NCAA Baton Rouge Regional title with a 5-2 win over Rice. Left-hander Jared Poche' fires six scoreless relief innings, retiring 18 of the 19 Rice batters that he faces.



Matty Ott reacts after recording the final out of the 2009 Super Regional versus Rice.



Chris Sciambra follows the flight of his game-winning homer in the 2015 NCAA Super Regional.

The Original Alex Box Stadium Facts

(known as LSU Diamond from 1938-43)

All-Time LSU Record in the Original Alex Box Stadium

(1723 games from 1938 - 2008)
1217-509-7 (.708)

First Game

March 12, 1938
New York Giants 6, Philadelphia Phillies 5
(MLB Spring Training Game)

First LSU Game

March 21, 1938
LSU leads Minnesota, 4-2, after three innings when game is halted due to rain

First Complete LSU Game

March 24, 1938
Minnesota 6, LSU 5

First LSU Win

April 11, 1938
LSU 7, Northwestern 6

Final LSU Game

June 9, 2008
LSU 21, UC Irvine 7

First LSU Game in the New Alex Box Stadium

February 20, 2009
LSU 12, Villanova 3

Chad Ogea was the ace of the Tigers' 1991 pitching staff that propelled LSU to the NCAA South Regional title in Alex Box Stadium. The '91 Tigers advanced to the College World Series and claimed LSU's first national championship.

FOUNDATION ERA

(1938-83)



Tom Giles



Dick Hicks



Gerald Keigley



Bob Leake



Benny McArdle



Wally McMakin



Harry Morel



Chip Moses



Roger Sigler



Randy Wiles

LSU announced in April 2008 its All-Alex Box Stadium "Foundation Era" Team, an all-star squad of former student-athletes that played for the Tigers from 1938-83.

The 29-member team was selected by a panel of media and former LSU players and coaches. The Foundation Era encompasses the opening of Alex Box Stadium in 1938 through 1983, the year prior to Skip Bertman's appointment as the Tigers' head coach.

The squad includes 11 pitchers, nine infielders, five outfielders and four catchers.

PITCHERS

BRUCE BAUDIER

Metairie, La. (1966-67)

WALKER CRESS

Ben Hur, Va. (1938-39)

RICK FARIZO

Harvey, La. (1968-71)

RICHARD "DICK" HICKS

Shreveport, La. (1967-68)

DAVE MADISON

Brooksville, Miss. (1941-43)

BENNY MCARDLE

Baton Rouge, La. (1951-53)

PAT MOOCK

Baton Rouge, La. (1972-75)

CAL SANTARELLI

Dunedin, Fla. (1982-83)

ALLEN SMITH

Maysville, Ky. (1960-62)

PAUL STEFAN

Nutley, N.J. (1975-76)

RANDY WILES

New Orleans, La. (1970-73)

CATCHERS

MARK COOPER

Pensacola, Fla. (1983-84)

DUANE DEWEY

Westfield, N.Y. (1979)

TOM GILES

Shreveport, La. (1967-68)

JERRY MARCHAND

Baton Rouge, La. (1952-53)

INFIELDERS

JOE BILL ADCOCK

Coushatta, La. (1947)

ALVIN DARK

Comanche, Okla. (1943)

GERALD KEIGLEY

Greenville, Miss. (1971-73)

WALLY MCMAKIN

Monroe, La. (1973-76)

MIKE MILEY

Metairie, La. (1972-74)

JOE MOOCK

Baton Rouge, La. (1964-65)

HARRY MOREL

New Orleans, La. (1963-65)

CHIP MOSES

New Orleans, La. (1980-81)

CONNIE RYAN

New Orleans, La. (1941)

OUTFIELDERS

GENE ACHORD

Baton Rouge, La. (1962-64)

CRAIG BURNS

Baton Rouge, La. (1969-71)

BOB LEAKE

St. Francisville, La. (1966-68)

ROGER SIGLER

Cleves, Ohio (1954-57)

LARRY WRIGHT

Houston, Texas (1975-78)

OMAHA ERA

(1984-2008)



Patrick Coogan



Chad Cooley



Rick Greene



J.C. Holt



Gary Hymel



Russ Johnson



Tim Lanier



Mike Sirotko



Doug Thompson



Eddie Yarnall

The "Omaha Era" team -- announced during the LSU-Mississippi State series in May 2008 -- is composed of former Tigers who played at LSU from 1984 to 2008. The selection of the squad coincided with LSU's final season in 70-year-old Alex Box Stadium.

The team was selected in online voting by fans at LSUsports.net. The squad includes eight outfielders, five catchers, 11 infielders and 14 pitchers.

OUTFIELDERS

LYLE MOUTON

Lafayette, La. (1990-91)

ARMANDO RIOS

Carolina, Puerto Rico (1991-93)

ALBERT BELLE

Shreveport, La. (1985-87)

CHAD COOLEY

Lake Charles, La. (1993-96)

JEREMY WITTEN

Louisville, Ky. (1997-2000)

J.C. HOLT

Sieper, La. (2002-04)

RYAN PATTERSON

Rowlett, Texas (2003-05)

JON ZERINGUE

Thibodaux, La. (2002-04)

CATCHERS

BRAD CRESSE

Seal Beach, Calif. (1997-2000)

TIM LANIER

Baton, Rouge, La. (1993-96)

MATT LIUZZA

Metairie, La. (2003-06)

MIKE BIANCO

Seminole, Fla. (1988-89)

GARY HYMEL

Baton Rouge, La. (1988-91)

INFIELDERS

TODD WALKER

Bossier City, La. (1992-94)

EDDY FURNISS

Nacogdoches, Texas (1995-98)

WARREN MORRIS

Alexandria, La. (1994-96)

BLAIR BARBIER

Harvey, La. (1997-2000)

WALLY PONTIFF

Metairie, La. (2000-02)

MIKE FONTENOT

Slidell, La. (2000-01)

RYAN THERIOT

Baton Rouge, La. (1999-2001)

RUSS JOHNSON

Denham Springs, La. (1992-94)

AARON HILL

Visalia, Calif. (2001-03)

BRANDON LARSON

San Antonio, Texas (1997)

BRAD HAWPE

Fort Worth, Texas (1999-2000)

PITCHERS

BEN McDONALD

Denham Springs, La. (1987-89)

PAUL BYRD

Louisville, Ky. (1989-91)

CHAD OGEA

Lake Charles, La. (1989-91)

KURT AINSWORTH

Baton Rouge, La. (1998-99)

BRETT LAXTON

Audubon, N.J. (1993-96)

LANE MESTEPEY

Zachary, La. (2001-05)

PATRICK COOGAN

Baton Rouge, La. (1995-97)

DOUG THOMPSON

Biloxi, Miss. (1997-98)

MIKE SIROTKA

Houston, Texas (1990-93)

EDDIE YARNALL

Coral Springs, Fla. (1994-96)

RUSS SPRINGER

Pollock, La. (1987-89)

RICK GREENE

Miami, Fla. (1990-92)

SCOTT SCHULTZ

Sterling, Va. (1992-95)

LLOYD PEEVER

Stonewall, Okla. (1992)



LSU®

Location: **Baton Rouge, La.**
 Founded: **January 2, 1860**
 Enrollment: **31,414**
 President: **Dr. F. King Alexander**

Major Fields for Bachelor's Degrees: **72**
 Major Fields for Master's Degrees: **72**
 Major Fields for Doctoral Degrees: **54**



LSU's Memorial Tower (top main photo) was one of the first structures completed on the present campus and sits east of the quadrangle (above, left). It represents the University as a memorial to those who gave their lives during World War I. Although it currently houses the LSU Anglo-American Art Museum, plans are in process to return Memorial Tower to a military museum as originally intended. The University lakes (above, right) on the LSU campus give various recreational options.




Louisiana State University and Agricultural & Mechanical College has, throughout its 157-year history, served the people of Louisiana, the region, the nation and the world. LSU is creating a revolution, one of pervasive change and advancement. The focus of the LSU community has been an increased commitment to excellence. Our progress has been dramatic and shows no sign of stopping.

Having witnessed many of yesterday's possibilities become today's tangible realities, the LSU community set forth to capitalize on its success. The goal was to improve our standing as a nationally competitive flagship university. Following intense discussions among the LSU Board of Supervisors, campus administrators, faculty and student leaders, the objectives required to reach this status crystallized, providing the impetus for LSU's National Flagship Agenda.

Why LSU?

“How could you put a price tag on the experience I had at LSU? You couldn’t pay me enough money to take away the College World Series championship or the things I learned from (former LSU head coach) Skip Bertman to the relationships I have with guys like (former LSU teammates) Victor Brumfield and Blair Barbier. You meet all these guys and you have lifelong friends. I could go on and on about guys I still keep in close contact with.”

“LSU is my home. It was a place where I made my name and a place where I was able to come here and have fun. It was the best three years of my life. While you are here, have fun and become a master of time management. You need to do what you have to do to make it. Work hard. I have been blessed. Baton Rouge is the place that helped me become who I am. I will never forget this place.”



Shaquille O'Neal
LSU Basketball Player
1989-92
Four-time NBA Champion

“LSU has the greatest fans. Being a hometown girl from Baton Rouge, I knew LSU always took pride in its athletic program. You always hear about Tennessee and Connecticut, but I wanted to be able to help put LSU up there on the map with them. We accomplished a lot during my time. I wouldn’t change it for anything. I got to play for one of the greatest coaches in history in Coach Gunter. I got to play with a group of women that became my family.”




Seimone Augustus
Guard (2002-06)
Two-time National Player of the Year
2011 LSU Athletic Hall of Famer
2011 & 2015 WNBA Champion
Olympic Gold Medalist

“As far back as I can remember (riding bicycles, playing little league baseball), I have literally bled purple and gold. It never crossed my mind that there was anywhere else to go other than LSU. The experiences and relationships that I developed at LSU have been an integral part of my life. No other colleges existed in my mind. I am fortunate to have attended a place that I considered a dream and look forward to my association with the University until the day I die.”



David Toms
2001 PGA Champion
and LSU Graduate

Ryan Theriot
LSU Baseball (1999-2001)
Two-time MLB World Series
Champion with St. Louis
Cardinals (2011) and
San Francisco Giants (2012)



Did You Know?

- In the 2009, 2010, 2011, 2012, 2013, 2014, 2015 and 2016 editions of U.S. News & World Report’s America’s Best Colleges, LSU is ranked in the first tier for “Best National Universities.”
- The LSU College of Engineering announced that more than 450 individual and corporate donors pledged \$52.5 million in private funds, fulfilling the college’s commitment to a \$100 million public/private partnership to renovate Patrick F. Taylor Hall.
- LSU is the only public university in Louisiana with top-tier designation by U.S. News and World Report and “Very High Research Activity” designation by the Carnegie Foundation. LSU’s commitment to coastal studies is world-renowned.
- According to a study published in the June 2014 Journal of Chemical Education, LSU is the top university in the nation in granting PhD degrees in chemistry to women and underrepresented minority students.
- LSU ranks among the top 30 public universities in total research awards. The University’s total federal funding -- from agencies such as the National Science Foundation, National Institutes of Health, and the Department of Homeland Security -- has increased 86 percent or more than \$90 million in recent years.
- Donors generously gave more than \$193 million in support of LSU in 2014-15 setting a record for giving



to the university during a single year. Gifts included LSU’s largest in-kind gift ever, premier geoscience and engineering software valued at \$62 million; an anonymous planned gift commitment of \$40 million split between the LSU Foundation and TAF; the largest unrestricted endowed gift in LSU’s history as part of Roger Ogden’s \$12 million Honors investment; and record membership in the LSU Alumni Association.

- Thanks to generous donations from loyal supporters and continued capital outlay from the Louisiana Legislature, campus construction continues on a number of major projects, including the \$110 million College of Engineering renovation.
- With 4,102 students, spring 2016 saw LSU’s largest graduating class in university history. LSU’s class of 2015-

16 was a groundbreaking one for the university in many areas with new records for African American, Hispanic, female, veteran and overall graduation numbers.

- LSU is the only university in North America where future petroleum engineers can get hands-on training in well control by working at a full-scale well control research and training facility, the Petroleum Engineering Research & Technology Transfer, or PERTT, Laboratory.
- The LSU Robert Reich School of Landscape Architecture undergraduate program is consistently ranked as one of the top programs in the country. For more than 60 years, the program has produced landscape architects who practice all over the world and participate in the full spectrum of the discipline.



Bo Campbell Auditorium

The 1,000-seat auditorium is used through the year as a classroom and lecture hall. Each seat in the auditorium has space for a laptop and a modem hookup, providing each student unlimited learning opportunities. The auditorium also contains a movie theatre size screen to aid professors with lectures and classroom activities.

COX COMMUNICATIONS

Academic Center FOR STUDENT-ATHLETES

Study Area

Included in the 54,000 square feet of the Academic Center are individual study areas as well as 14 private computer rooms for student-athletes to work one-on-one with tutors or by themselves.

Academic counselor **Kirstin DeFusco** (left) supervises the Tigers' progress in the classroom.



Amenities

- ▶ 54,000 square feet of working space
- ▶ 136 computer workstations
- ▶ 12 private computer rooms in a state-of-the-art computer lab
- ▶ Additional study rooms and classrooms for private or group study
- ▶ Electronic scheduling of tutoring sessions
- ▶ A 1,000-seat auditorium for classes and lectures

Computer Stations

The Cox Communications Academic Center for Student-Athletes is at the forefront of today's educational technology. Since the spring of 2009, the academic center has upgraded over 170 computers, including both PC and Mac.

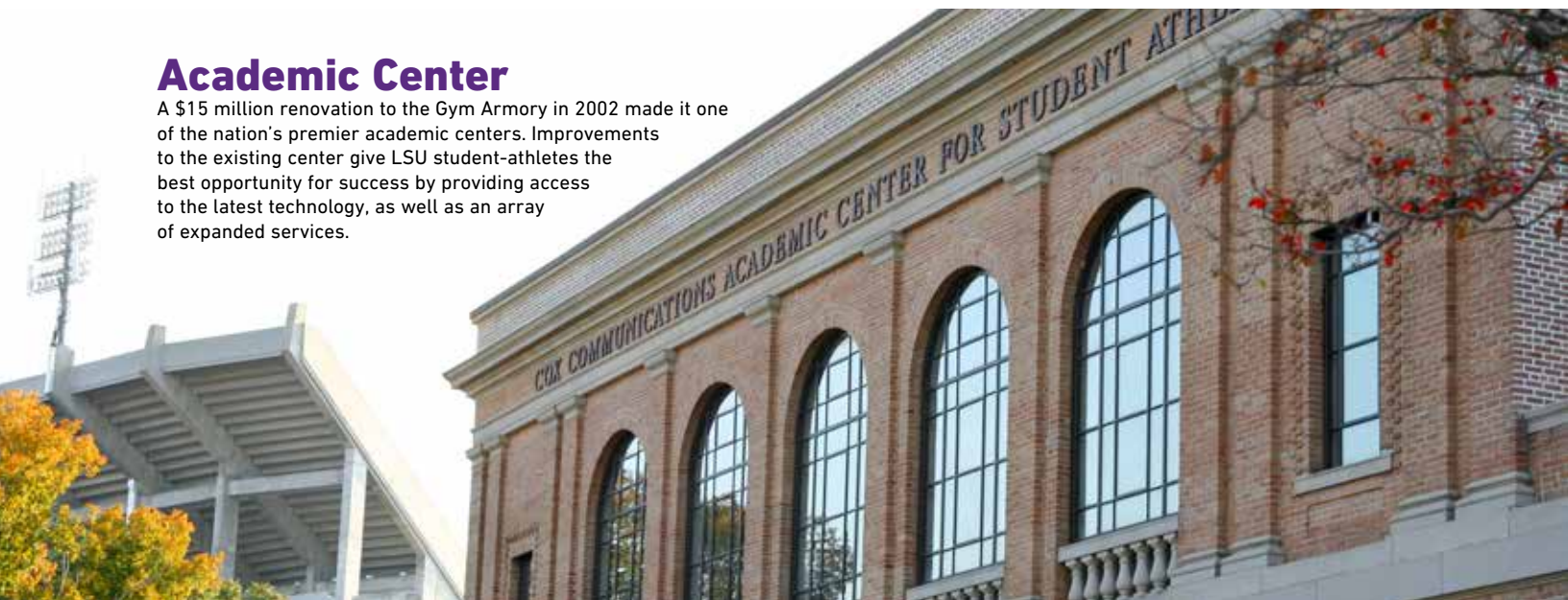


The Library

The library provides a perfect setting for individual study, or with a tutor as a group.

Academic Center

A \$15 million renovation to the Gym Armory in 2002 made it one of the nation's premier academic centers. Improvements to the existing center give LSU student-athletes the best opportunity for success by providing access to the latest technology, as well as an array of expanded services.





Academic SUCCESS

Five Tigers received bachelor's degrees and strength coach Jeremy Phillips received a master's degree in May 2015 when the squad held a graduation ceremony at the team hotel during its road series at South Carolina. (L-R): Coach Paul Mainieri, Spencer Lightfoot, Zac Person, Chris Sciambra, Kade Scivicque, Tanner Watson, Jeremy Phillips and academic counselor Kirstin DeFusco.

CRITICAL TO THE DEVELOPMENT OF A STUDENT-ATHLETE IS AN ADEQUATE ACADEMIC FACILITY AND CAPABLE STAFF TO FURTHER THE ATHLETE'S PROGRESS.

The Cox Communications Academic Center for Student-Athletes is responsible for overseeing the educational development and progress toward graduation for all student-athletes. The staff acts as a liaison between the student-athlete and the academic communities and insures that student-athletes comply with academic rules established by the University, NCAA and Southeastern Conference. The staff also coordinates academic programs designed to assist student-athletes in acquiring a quality education.



Former LSU pitcher Bhrett McCabe received his Ph.D in psychology in 2003.



Michael Hollander, a four-time member of the SEC Academic Honor Roll, received his LSU Law School degree in May 2013.





Academic All-American Warren Morris (right), pictured with former LSU President Dr. William Jenkins, received a zoology degree in December, 1997.



Rick Greene graduated in communication studies in 2003. Greene was the top relief pitcher on LSU's first national championship team in 1991.



10 LSU Baseball Players Named to 2016 SEC Academic Honor Roll

- Austin Bain**
- Parker Bugg**
- Greg Deichmann**
- Cody Ducote**
- Cole Freeman**
- Alex Lange**
- Jared Poche'**
- Jesse Stallings**
- Collin Strall**
- John Valek**

EXCELLENCE IN THE CLASSROOM

The LSU baseball program has demonstrated excellence on and off the field since Paul Mainieri was hired in June 2006. Along with achieving national prominence on the diamond, the program has recorded a perfect 1,000 Academic Progress Rate, reaching that standard during the 2007-08 academic year.

"Having gone into this profession to be an educator and teacher, it is of course important for youngsters to fulfill their potential as baseball players, but it is even more important for them to earn their degrees and become contributing people in society once they finish their playing careers," Mainieri said.

Of the 99 baseball players that have concluded their collegiate careers at LSU during the 10-season Paul Mainieri Era, 64 Tigers have already earned their LSU degrees. Of the 64 that have graduated, 12 of those student-athletes actually graduated before entering professional baseball. In addition, 12 players returned to LSU in the off seasons while playing professional baseball to complete their degree requirements. Of the remaining 35 players that have not yet graduated, 34 are either currently engaged in their professional baseball careers or just concluded their professional career in the last two years, and many are working toward earning their degrees in the off seasons.

In summary, 98 of the 99 players that concluded their collegiate playing careers at LSU under Paul Mainieri in the last 10 years will have earned a degree from LSU, will have played professional baseball, or will have both played pro ball AND earned a degree from LSU!

Over the 10 seasons of Mainieri's tenure, 102 LSU players have earned SEC Academic Honor Roll recognition, including a school-record 14 players in 2008.

ACADEMIC CENTER STAFF



KENNETH O. MILES
Assistant Vice Chancellor



MARISA BLACKLEDGE
Learning Specialist



DR. LOUISE BODACK
Director of Student Affairs



KIRSTIN DEFUSCO
Assistant Director



LYDIA DORSEY
Tutorial Coordinator



CARLI FAULKNER
Learning Specialist



WALT HOLLIDAY
Director of Academic Affairs



BRAD JONES
Math Specialist



DOROTHY KEMP
Director of Educational Support Services



JONATHAN LEVESQUE
Information Technology Manager



CALVIN MARSHALL
Academic Advisor



ADRIANA MASON
Associate Director



SARAH MORAN
Assistant to the Assistant Vice Chancellor



JOHN PARHAM
Academic Advisor



JENNIFER SCHUELER
Learning Specialist



JASON SHAW
Associate Director



BRENTON SUMLER
Manager of Shaquille O'Neal Life Skills Program



CAROLE WALKER
Associate Director

64 LSU Baseball Graduates in the Paul Mainieri Era (2007-16)

Ben Alsup
Ragan Baker
Kyle Beerbohm
Kevin Berry
Paul Bertuccini
Michael Bonura
Brent Bonvillain
Kyle Bouman
Joey Bourgeois
Jared Bradford

Daniel Bradshaw
Steven Broschovsky
Ryan Byrd
Nolan Cain
Louis Coleman
Chris Cotton
Kirk Cunningham
Will Davis (Master's)
Blake Dean
Beau Didier

Clay Dirks
Hunter Devall
Johnny Dishon
Brady Domangue
Grant Dozar
Alex Edward
Kevin Farnsworth
Henri Faucheux
Matt Fury
Nate Fury

Matt Gaudet
Cade Gautreau
Micah Gibbs
Tyler Hanover
Buzzy Haydel
Derek Helenihi
Michael Hollander(Law)
Christian Ibarra
Chris Jackson
Mason Katz

Jason Lewis
Mike Lowery
Mikie Mahtook
Spencer Mathews
Kurt McCune
Chris McGhee
Sean McMullen
Austin Nola
Matty Ott
Zac Person

Stuart Peterson
Nicholas Pontiff
Michael Reed
Jordan Rittiner
Chris Sciambra
Kade Scivicque
Darryl Shaffer
Jackson Slaid
Jordy Snikeris (Master's)
John Valek

Steven Waguespack
Trey Watkins
Jonathan Wilhite
Casey Yocum



Baseball

IN THE COMMUNITY

The Tigers assisted numerous residents in the Greater Baton Rouge area after flooding devastated the region in August 2016.



Coach Paul Mainieri participates in the ALS Walk to assist in the battle against Lou Gehrig's Disease.



LSU pitcher Alex Lange greets a young fan prior to a game in Alex Box Stadium as part of the Dreams Come True of Louisiana program.



Russell Reynolds, a member of the SEC Community Service Team, visits with a military veteran at a Baton Rouge assisted-living facility.



“Through workshops, service projects, and social events, CHAMPS brings LSU student-athletes information that will prepare them for the biggest game of all - the game of life!”

-SHAQUILLE O'NEAL, LSU ALL-AMERICAN AND 15-TIME NBA ALL-STAR



The LSU baseball team participates each year in the Buddy Walk, an event designed to promote awareness and inclusion of people with Down Syndrome.

Community OUTREACH

The LSU baseball team has accumulated the most community service hours among the Tigers' male sports in each of the past 10 years.



The Tigers participated in the opening of the Miracle League field in Baton Rouge, a facility designed for children with special needs.



Baseball players help LSU freshmen move into their dorms at the start of the fall semester.



Athletic TRAINING

LSU boasts the largest and most complete athletic training facilities in all of collegiate athletics with both the Football Operations Center and the Broussard Center for Athletic Training in Tiger Stadium. Both are furnished with the latest in technology and equipment. The Operations Center training room features a full view of the practice fields, two hot/cold jacuzzis and an underwater treadmill. The Broussard Center includes an on-site x-ray room, an in-house pharmacy, as well as the largest hydrotherapy pool in both collegiate and professional sports and is one of the few collegiate training centers with a full-service pharmacy and a full-service vision center.

Hydrotherapy Treatment

An integral part of rehabbing and developing LSU student-athletes is the operations center's hot/cold jacuzzis and an underwater treadmill in a fully equipped Hydrotherapy room. The Broussard Training Center boasts the largest hydrotherapy pool in both collegiate and professional sports.



Broussard Athletic Training Center



The two-story, 22,000-square-foot facility contains 20 treatment tables with the newest forms of modalities available, 14 taping stations, a 1,600-square-foot rehabilitation area which contains the latest rehabilitation equipment including the Cybex Norm, Woodway treadmills and Body Master select rise equipment. LSU's multi-million dollar athletic training facility is named in honor of Dr. Martin J. Broussard (left), the legendary trainer whose career spanned over 40 years at LSU.



Road To Recovery

LSU is one of the top schools in the nation in getting its student-athletes back on the track in a timely manner following an injury. The training staff takes a progressive approach to injury identification and thinks "outside of the box." LSU consults with allied health professionals and uses state-of-the-art surgical procedures that give an athlete a quicker recovery time while looking out for his or her future.



LSU baseball trainer Cory Couture (left)



Real-Time X-Rays

A new state-of-the-art fluoroscope was added in the summer of 2008 that provides LSU trainers the opportunity to take x-rays on site. The machine can provide real-time images of the internal structures of a patient.



Alex Box Stadium Training Room



Fueling Station

LSU Athletic Training is a pioneer in the use of sound nutritional practices for student-athletes, an effort led by Lauren Reagan, coordinator of sports nutrition.



Dental Center

A fully functional dental center, staffed by Dr. John Vance, is located inside the Broussard Center for Athletic Training.



Vision Center

Dr. Don Peavy conducts eye exams for LSU's student-athletes in a convenient location in the Broussard Center for Athletic Training.

Pharmacy

The LSU Athletic Training Pharmacy is the only one of its kind in college athletics. The LSU Athletic Training Pharmacy provides the Tigers with first-class service in a convenient location.



Travis Roy (right) supervises the Tigers' strength and conditioning program.

Strength & CONDITIONING



LSU strength and conditioning coordinator Tommy Moffitt, who was named the 2003 College Football Strength and Conditioning Coach of the Year by the America Football Monthly, has proven to be a perfect fit in Purple and Gold. Since Moffitt joined the Tigers for the 2000 season, LSU has featured some of the best-conditioned student-athletes in the nation.

Prior to coming to LSU, Moffitt earned the 1999 College Football Strength and Conditioning Coach of the Year honor by the Professional Football Strength and Conditioning Coaches Society.

Moffitt's staff includes 2012 LSU graduate Travis Roy, who supervises the baseball team's strength program.



GO ONLINE: LSUsports.net/360





LSU baseball players work out at the state-of-the-art weight room located in the Football Operations Center.

Strength and conditioning can be the heart and soul of an athletic program's success, and LSU has taken great strides to improve its strength program and facilities. LSU student-athletes enjoy one of the finest strength and conditioning facilities in the nation. It features the latest in both strength training and cardiovascular training equipment.

Right: Strength Coach Travis Roy is in his second full-time season with the LSU Baseball program.
Below: The Tigers trained with U.S. Marines during Fall 2014 conditioning drills.





All-American shortstop Alex Bregman meets the media at the 2015 College World Series.

Eyes ON THE TIGERS

ON THE TUBE

LSU appears on television or online 311 times over the past seven seasons

The Tigers are the nation's most-watched team as LSU appears on national networks like ESPN, ESPN2, ESPNU, WatchESPN, SEC Network, SEC Network + and CBS Sports Network, and on regional network Cox Sports Television.

HIGH RATINGS

Tigers win most-viewed CWS in 2009

The 2009 NCAA Men's College World Series was the most-viewed and highest-rated CWS in ESPN and ESPN2 history -- including the best-of-three Championship Series won by LSU over Texas.

ESPN's three Championship Series telecasts featuring the Tigers versus the Longhorns averaged 2,059,000 households; 2,762,000 total viewers; and a 2.1 rating, making it the most-viewed and highest-rated Series finals since the tournament expanded to the best-of-three format in 2003.



LSU players (l-r) Alex Lange, Kramer Robertson and Cole Freeman visit with ESPN's Kaylee Hartung prior to the 2016 LSU-Ole Miss football game in Tiger Stadium.



The Tigers have over 600,000 followers on Facebook, Twitter & Instagram!

The LSU baseball program has increased its number of Facebook and Twitter fans to nearly 560,000 as the Tigers are the most-followed team in college baseball.

LSU Baseball has nearly 360,000 Facebook fans and nearly 200,000 Twitter followers.

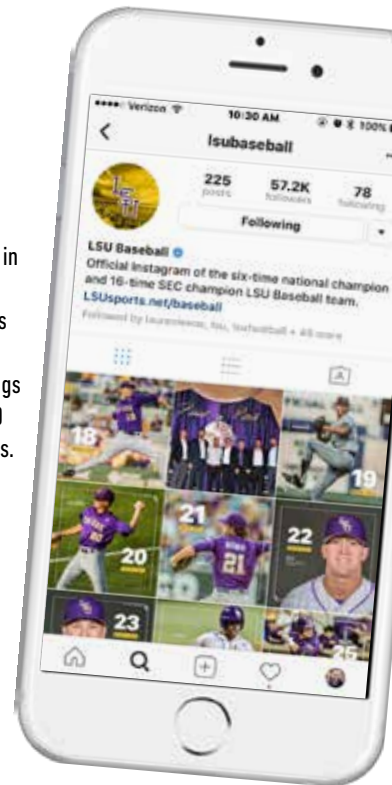
LSU is No. 32 in the sportsfangraph.com rankings of baseball social media followers, trailing only 30 MLB clubs and MLB's official social media accounts. The Tigers are ranked ahead of every minor league organization and all other college baseball programs.

Follow LSU Baseball on the following accounts:

FACEBOOK: facebook.com/lsubaseball

TWITTER: twitter.com/lsubaseball

INSTAGRAM: instagram.com/lsubaseball



Tigers Receive Extensive Worldwide Coverage

Fans can find LSU Baseball information everywhere – in print, on social media, on the Internet and on TV and radio as dozens of media converge upon Alex Box Stadium each spring to cover the Tigers.



TIGERS GO GLOBAL

U.S. troops overseas show their support for LSU

LSU baseball coach Paul Mainieri welcomed a special guest to his Alex Box Stadium office in the summer of 2010, as Cpl. Brandon Spillman of the Louisiana Army National Guard presented him with a flag from the 256th Brigade Special Troops Battalion deployed in Iraq.

Spillman, a New Roads, La. resident, said the flag was a token of appreciation for the support the soldiers received from Mainieri and his players. The flag features the image of a castle, the symbol of the engineer corps of the Army.

"Coach Mainieri and his players autographed an LSU flag and mailed it to us in Iraq," Spillman explained. "It meant so much to us to know that the Tigers were thinking of us back home. We wanted to return the favor with the engineer flag signed by our entire company."

"We are extremely honored to receive this flag from Cpl. Spillman and are humbled by this gesture," Mainieri said. "Our soldiers in Iraq and around the world are real heroes, and we're thankful every day for their unselfish service to our country."

LSU GREATS

The following nine individuals are the only athletes to have their jerseys retired by LSU. Men's basketball has retired the No. 23 for Pete Maravich, No. 50 for Bob Pettit, Jr., No. 33 for Shaquille O'Neal and No. 40 for Rudy Macklin. Women's basketball retired the No. 33 for Seimone Augustus. Football's only two retired jerseys are the No. 20 worn by Billy Cannon and the No. 37 worn by Tommy Casanova. Baseball retired the No. 15 in honor of longtime coach and former athletics director Skip Bertman and the No. 19 for Ben McDonald. Casanova, Macklin and McDonald joined the prestigious list in May 2009. Augustus became the first woman in LSU Athletics history to have her jersey retired in January 2010.



50 Bob Pettit

Pettit led LSU to its first NCAA Final Four in 1953 and he later became the first player in NBA history to exceed the 20,000-plus point barrier. Pettit is a member of the NBA Hall of Fame, and in 1997, he was named as one of the top 50 players in NBA history.



23 Pete Maravich

"Pistol Pete," Maravich still holds the NCAA record for career points with 3,667 and for career scoring average with 44.2 points a game. He was selected the National Player of the Year in 1970 after leading the Tigers to the NIT Final Four. He scored 50-plus points an amazing 28 times. He went on to a 10-year professional career and was selected as one of the NBA's 50 greatest players in 1997.



20 Billy Cannon

One of the true legends of college football in the South, Billy Cannon was the 1959 Heisman Trophy winner and helped the Tigers to the 1958 national title. Cannon's most memorable performance came in 1959 against Ole Miss when No. 1 LSU trailed No. 3 Ole Miss 3-0 in the fourth quarter. He fielded a punt, broke seven tackles and returned it 89 yards for the 7-3 victory. He went on to a successful 11-year professional career.



33 Shaquille O'Neal

Shaquille O'Neal was the first pick in the 1992 NBA Draft. He was named MVP of the league in 2000 and was a three-time NBA Finals MVP after leading the Los Angeles Lakers to three World Championships. At LSU, O'Neal averaged 21.6 points and 13.6 rebounds for his career, and in 1991, he was named the World's Amateur Athlete of the Year as well as SEC Athlete of the Year and National Player of the Year. In 1997, he was named as one of the top 50 players in NBA history.



15 Skip Bertman

A legend in the college baseball ranks, Skip Bertman created a dynasty at LSU, guiding the Tigers to five national titles in a 10-year stretch from 1991-2000. He also coached the United States to a bronze medal at the 1996 Olympics in Atlanta and was an assistant on the gold medal-winning U.S. squad in Seoul, Korea, in 1988. Bertman retired from coaching following the 2001 season and served as LSU's athletics director for seven years. Bertman was inducted into the College Baseball Hall of Fame in 2006.




40 Rudy Macklin

Rudy Macklin was a two-time basketball All-American selection during his Tiger career from 1976-81 during which time he became LSU's all-time leading rebounder with 1,276 boards and the second-leading scorer in school history behind only the legendary Pete Maravich with 2,080 points. He led the Tigers to two Elite Eight appearances and the 1981 Final Four in Philadelphia. He still holds the school single game rebound record with 32, a mark like some of the great records in any sport that may never be broken.

ABOUT LSU RETIRED JERSEYS

The retirement of the jerseys of Casanova, McDonald, Macklin and Augustus comes under a new provision of the LSU jersey retirement bylaws that says the retirement of an athlete's jersey in a particular sport does not preclude a current student-athlete in that sport from wearing the jersey number in that or any other sport, subject to the discretion of the head coach. This provision applies only to jerseys retired after January 1, 2007, so the numbers worn by Maravich, Pettit, O'Neal, Cannon and Bertman may never again be worn by future student-athletes in their respective sports. To have a jersey retired at LSU, an athlete must have completed intercollegiate competition for LSU a minimum of five years prior to nomination. Athletes must have demonstrated truly unusual and outstanding accomplishments, exceeding and in addition to all criteria used for Hall of Fame selection. Nominees must have a unanimous vote of support from the Hall of Fame committee.



37 Tommy Casanova

Tommy Casanova is the only three-time All-American in the history of LSU football and is a member of the College Football Hall of Fame. During his Tiger career from 1969-71, Casanova personified versatility for his myriad of talents as he played offense, defense, returned punts and kickoffs. One of just two three-time All-SEC performers at LSU, he played six seasons with the Cincinnati Bengals of the NFL while earning his medical degree.



19 Ben McDonald

Ben McDonald won the prestigious Golden Spikes Award, given annually to the nation's most outstanding player, in 1989 and is a member of the College Baseball Hall of Fame. He led LSU to two College World Series appearances. In 1989, McDonald was named National Player of the Year by Baseball America, The Sporting News and Collegiate Baseball. He was selected by the Baltimore Orioles as the No. 1 pick in the major league draft in 1989 and went on to enjoy a 10-year major league career with the Orioles and the Milwaukee Brewers.



33 Seimone Augustus

Seimone Augustus is the only women's basketball player in school history to earn State Farm Coaches Association All-America honors three times: 2004, 2005 and 2006. Augustus became LSU's first NCAA National Player of the Year, and she claimed the honor twice in 2005 and 2006. A 2006 graduate of LSU, Augustus was the 2012 WNBA Finals MVP after winning a world title. She also led the United States to Olympic gold medals at the 2008 Beijing and 2012 London Games.



36 Eddy Furniss

Eddy Furniss enjoyed one of the best four-season stretches (1995-98) in college baseball history. Furniss is still the Southeastern Conference all-time leader in hits (352), home runs (80), RBI (308), doubles (87) and total bases (689). He was selected in the fourth round of the 1998 Major League Draft by the Pittsburgh Pirates and played five seasons in the minor leagues before retiring to concentrate on a career in medicine.



Ben McDonald (top) and Skip Bertman (bottom) were both honored with jersey retirement ceremonies in Alex Box Stadium.



The jersey of Eddy Furniss was retired in 2016.

HALL OF FAME TIGERS

Skip Bertman

2003 American Baseball Coaches Association Hall of Fame Inductee

2006 College Baseball Hall of Fame Inductee

LSU Jersey #15 Retired in May 2001

Skip Bertman is LSU's all-time winningest coach, as he compiled an 870-330-3 (.724) record in 18 seasons (1984-2001). Bertman, the National Coach of the Year in 1986, 1991, 1993, 1996, 1997 and 2000, and the 1996 United States Olympic head coach, guided the Tigers to five national championships (1991, 1993, 1996, 1997, 2000) and 11 College World Series appearances (1986, '87, '89, '90, '91, '93, '94, '96, '97, '98, '00). Under Bertman, LSU finished in the Top 7 in the national polls in 12 of his final 16 seasons. Bertman was a member of the inaugural class of the College Baseball Hall of Fame that was inducted in July 2006. He is one of only three coaches to have won five College World Series titles. Southern Cal's Dedeaux won 10 CWS crowns from 1958-78, and Augie Garrido has captured five championships with two schools (Cal State Fullerton, 1979, '84, '95; Texas, 2002, '05). Bertman was named to the CWS Legends team in 2010.

Ben McDonald

2008 College Baseball Hall of Fame Inductee

LSU Jersey #19 Retired in May 2009

McDonald, a 6-7 right-hander from Denham Springs, La., capped a magnificent 1989 season by receiving the Golden Spikes Award, given by the United States Baseball Federation to the nation's most outstanding amateur player. McDonald, who was also named National Player of the Year by Baseball America, The Sporting News and Collegiate Baseball, was the first player chosen in the free-agent amateur draft and made his major league debut with the Baltimore Orioles in September, 1989.

McDonald, who set an LSU career mark with 373 Ks, established Southeastern Conference standards for single-season strikeouts (202), innings pitched (152.1) and consecutive scoreless innings (44.2). A two-time All-American and a 1988 Olympic gold medalist, he finished his LSU career with a 29-14 record and a 3.24 ERA.

McDonald, who enjoyed an excellent 10-year major league career with the Orioles and Milwaukee Brewers, also lettered as an LSU basketball player. He was a member of the 1986-87 Tiger hoops squad which advanced to the Elite Eight of the NCAA Tournament.

Todd Walker

2009 College Baseball Hall of Fame Inductee

Todd Walker was voted in 1996 as the second baseman on the College World Series All-Time Team by the readers of the Omaha World-Herald. Walker, a 2006 inductee into the LSU Athletics Hall of Fame, completed a brilliant three-year LSU career in 1994 as he became the SEC's all-time leader in hits (310), runs (234), RBI (246) and total bases (557). A 1993 and 1994 All-America selection, he helped lead LSU to the '93 national championship and was named the Most Valuable Player of the CWS. Walker, a native of Bossier City, La., was a 1994 finalist for the Golden Spikes Award and the Smith Award, as he batted .393 with 18 homers and 68 RBI. He was also named the Most Outstanding Player of the '94 NCAA South Regional, and he was selected to the CWS All-Tournament team. Walker finished his career as LSU's all-time leader in hits, runs, RBI, total bases, home runs (52), doubles (61), triples (15) and batting average (.396). Walker was named to the CWS Legends team in 2010.

Eddy Furniss

2010 College Baseball Hall of Fame Inductee

LSU Jersey #36 Retired in April 2016

LSU first baseman Eddy Furniss culminated a sterling four-year career by receiving the 1998 Dick Howser Trophy as college baseball's most outstanding player. Furniss, a 2007 inductee into the LSU Athletics Hall of Fame, finished his career as the SEC's all-time leader in hits (352), home runs (80), RBI (308), doubles, (87) and total bases (689). He is also No. 1 on the LSU career list for slugging percentage (.727) and walks (191). In NCAA annals, Furniss finished his career No. 3 all-time in total bases, No. 4 in home runs and doubles, and No. 5 in RBI. The Nacogdoches, Texas, native -- who posted a .371 lifetime batting average -- hit .403 in 1998 with 27 doubles, three triples, 28 homers, 85 runs and 76 RBI, earning First-Team All-America and all-SEC honors. He was also voted a second-team Academic all-American with a 3.5 gpa in zoology.



Skip Bertman directed LSU to five national championships and 11 CWS appearances.



Ben McDonald, the 1989 Golden Spikes Award winner, still holds the LSU career strikeout mark with 373.



Todd Walker was voted the Most Valuable Player of the 1993 College World Series.



Eddy Furniss (left) was joined by Skip Bertman at the 2010 College Baseball Hall of Fame induction ceremony in Lubbock, Texas.



Paul Mainieri has guided LSU to four CWS berths in 10 seasons.

Paul Mainieri

2014 ABCA Hall of Fame Inductee

Paul Mainieri, who directed LSU to the 2009 College World Series title, was inducted into the American Baseball Coaches Hall of Fame in January 2014. The 2009 national championship is one of the many highlights of Mainieri's 10-season tenure at LSU, which has featured four College World Series appearances, six NCAA Regional titles, three Southeastern Conference championships, five SEC Tournament titles and five SEC Western Division crowns. Entering his 35th season as a college head coach, Mainieri is one of only seven NCAA coaches to have won a national championship and over 1,300 games during his career.

Mainieri joined in the ABCA Hall of Fame his father, Demie Mainieri, who directed Miami-Dade North Community College to 1,012 wins and a national title in his 30-year career. Demie and Paul Mainieri are the only father-son combination in the ABCA Hall of Fame.

MEN OF HONOR

Two of the finest men to wear an LSU baseball uniform - third baseman Wally Pontiff and pitcher Robbie Smith - were recognized on LSU's Wall of Honor, the center field wall of the original Alex Box Stadium. Their jersey numbers were painted on the wall as tributes to individuals who brought esteem to the university through their exploits on the field and through their accomplishments as vital citizens. Pontiff and Smith were honored posthumously.



Robbie Smith

Smith, a trooper for the Florida Highway Patrol, was killed in Miami in July 1997, when a man slammed his car into the back of Smith's parked police cruiser. The 34-year-old Smith, was trapped inside his car, which exploded on impact on Interstate 95.

Smith, a four-year veteran of the Florida Highway Patrol, had served with the Tri-County DUI Task Force for the 18 months prior to his death. The federally funded program allows nine state troopers from Dade, Broward and Palm Beach counties to stop drunk drivers and bring them to jail. For four years, Smith had been a member of the "One Hundred Club," a group of troopers recognized by the Florida Highway Patrol and Mothers Against Drunk Driving for having arrested more than 100 drunk drivers annually.

Smith came to the LSU baseball program in the fall of 1983 as a transfer from Miami Dade South Junior College. He pitched for head coach Skip Bertman's first two LSU teams in 1984 and 1985, serving as the '85 team captain. Smith earned 1985 all-Southeastern Conference honors, posting a 6-1 record and a 3.83 ERA in 80 innings of work. He recorded 71 strikeouts and 35 walks in helping the '85 Tigers win the SEC Western Division and advance to an NCAA regional for the first time in 10 years.

Smith pitched in the Minnesota Twins organization from 1985 to 1989, and he earned his bachelor's degree from LSU in 1989.

Smith is survived by his wife Lisa; their twins, Todd Michael and Taylor Marie; his parents David and Brenda Smith; and his brother Danny Smith, a former Florida Highway Patrol trooper. Danny Smith pitched at the University of Miami when Bertman worked as an assistant coach there.

Wally Pontiff

Pontiff died on July 24, 2002, in his parents' Metairie, La., home due to heart abnormalities.

A three-year letterman, the 21-year-old star was the designated hitter on LSU's 2000 NCAA championship team, and he was the Tigers' starting third baseman in 2001 and 2002. A biological sciences major with a 3.25 gpa, Pontiff was named to the 2002 District VI Academic all-America team, and he was a two-time of the Southeastern Conference Academic Honor Roll.

Pontiff was selected by the Oakland Athletics in the 21st round of the 2002 major league baseball draft. Prior to his death, he was considering a decision to either sign with the Athletics or return to LSU for his senior season.

As a freshman, Pontiff helped lead the Tigers to the 2000 national title, batting .347 with 20 doubles, seven homers and 45 RBI. He was voted the Most Outstanding Player of the 2000 SEC Tournament, and he was named an honorable mention Freshman all-American by Collegiate Baseball magazine.

Pontiff also hit .347 in 2001 with nine doubles, seven homers and 58 RBI. He earned first-team all-SEC recognition, and he was voted to the NCAA Baton Rouge Regional all-tournament team. The Tigers reached the NCAA Super Regional round and

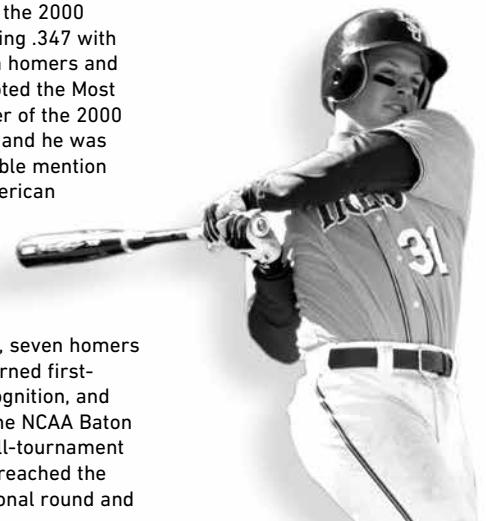
completed the season ranked No. 9 in the country.

He batted .339 in 2002 with 20 doubles, six homers and 46 RBI, earning second-team all-SEC honors as the Tigers advanced to an NCAA Super Regional and finished No. 11 in the nation.

Pontiff completed the 2002 season on the LSU career Top 10 lists in three offensive categories -- hits (9th, 254), doubles (tied for 7th, 49) and batting average (10th, .344).

Prior to beginning his collegiate career, he was an honor roll student and all-state baseball player at Jesuit High School in New Orleans.

Pontiff is survived by his father Wally, Sr.; his mother, Terry; a younger sister, Haley; and a younger brother, Nicholas.



First-Team All-Americans



Allen Smith | LHP • Maysville, Ky.
1961 First-Team All-American

SMITH'S LSU CAREER STATISTICS

YEAR	W-L	ERA	IP	H	R	ER	BB	SO
1960	5-5	2.31	70.1	55	27	18	21	46
1961	10-2	1.34	88.0	53	18	13	25	75
1962	7-2	1.93	79.0	59	30	17	27	54
TOTAL	22-9	1.82	237.1	167	75	48	73	175



Mike Miley | INF • Metairie, La.
1974 First-Team All-American

MILEY'S LSU CAREER STATISTICS

YEAR	G	AB	R	H	AVG.	2B	3B	HR	RBI	BB	SO	SB
1972	39	120	27	40	.333	7	1	8	31	22	16	3
1973	31	99	22	27	.273	4	2	2	11	21	28	3
1974	35	102	19	28	.275	6	4	3	16	24	13	5
TOTAL	105	321	68	95	.280	17	7	13	58	67	57	11



Ben McDonald | RHP • Denham Springs, La.
1988 & 1989 First-Team All-American
1989 Golden Spikes Award Recipient

MCDONALD'S LSU CAREER STATISTICS

YEAR	G-GS	W-L	ERA	SV	CG	SHO	IP	H	R	ER	BB	SO
1987	14-4	2-3	4.06	1	0	0	37.2	43	19	17	4	27
1988	22-14	13-7	2.65	1	10	0	118.2	96	46	35	27	144
1989	26-21	14-4	3.49	4	8	3	152.1	124	68	59	40	202
TOTAL	62-39	29-14	3.24	6	18	3	308.2	263	133	111	71	373



Wes Grisham | OF • Norman, Okla.
1990 First-Team All-American

GRISHAM'S LSU CAREER STATISTICS

YEAR	G	AB	R	H	AVG.	2B	3B	HR	RBI	BB	SO	SB
1989	72	291	68	106	.364	26	6	19	85	31	44	11
1990	73	278	65	100	.360	18	4	11	72	34	41	5
TOTAL	145	569	133	206	.362	44	10	30	157	65	85	16



Lloyd Peever | RHP • Stonewall, Okla.
1992 First-Team All-American
1992 Collegiate Baseball National Player of the Year

PEEVER'S LSU CAREER STATISTICS

YEAR	G-GS	W-L	ERA	SV	CG	SHO	IP	H	R	ER	BB	SO
1992	17-15	14-0	1.98	0	3	1	104.2	67	25	23	20	116



Todd Walker | 2B • Bossier City, La.
1993 & 1994 First-Team All-American
1993 College World Series Most Outstanding Player
1992 National Freshman of the Year
All-Time College World Series Team

WALKER'S LSU CAREER STATISTICS

YEAR	AB	R	H	RBI	AVG.	2B	3B	HR	TB	SPCT.	BB	SO	SB
1992	250	72	100	76	.400	21	3	12	163	.652	38	28	18
1993	276	85	109	102	.395	17	11	22	214	.775	49	35	14
1994	257	77	101	68	.393	23	1	18	180	.700	52	28	19
TOTAL	783	234	310	246	.396	61	15	52	557	.711	139	91	51



Brett Laxton | RHP • Audubon, N.J.
1993 First-Team All-American
1993 National Freshman of the Year

LAXTON'S LSU CAREER STATISTICS

YEAR	G-GS	W-L	ERA	SV	CG	SHO	IP	H	R	ER	BB	SO
1993	19-17	12-1	1.98	0	5	1	109	67	32	24	47	98
1994	14-14	4-5	4.36	0	1	0	66	63	46	32	38	54
1995	13-13	4-4	4.37	0	0	0	68	65	44	33	42	65
1996	14-12	8-2	3.54	0	0	0	56	50	29	22	28	55
TOTAL	60-56	28-12	3.34	0	6	1	299	245	151	111	155	272



Russ Johnson | SS • Denham Springs, La.

1994 First-Team All-American

1994 SEC Player of the Year

JOHNSON'S LSU CAREER STATISTICS

YEAR	G	AB	R	H	AVG.	2B	3B	HR	RBI	BB	SO	SB
1992	63	240	61	81	.338	16	3	7	49	29	35	16
1993	71	259	83	92	.355	18	3	8	58	67	24	19
1994	66	234	72	96	.410	26	4	17	74	67	25	26
TOTAL	200	733	216	269	.367	60	10	32	181	163	84	61



Scott Schultz | RHP • Sterling, Va.

1995 First-Team All-American

SCHULTZ'S LSU CAREER STATISTICS

YEAR	G-GS	W-L	ERA	SV	CG	SHO	IP	H	R	ER	BB	SO
1992	1-10	8-3	2.90	0	3	1	93.1	80	32	31	29	76
1993	23-12	7-3	4.91	3	0	0	66.0	76	43	36	33	52
1994	19-17	12-2	3.26	1	4	1	118.2	112	60	43	29	131
1995	16-15	11-4	3.46	0	6	0	117.0	97	49	45	27	150
TOTAL	79-54	38-12	3.51	4	13	2	398.0	365	184	155	118	409



Eddie Yarnall | LHP • Coral Springs, Fla.

1996 First-Team All-American

YARNALL'S LSU CAREER STATISTICS

YEAR	G-GS	W-L	ERA	SV	CG	SHO	IP	H	R	ER	BB	SO
1994	5-5	0-0	10.95	0	0	0	12.1	12	16	15	10	17
1995	16-10	5-0	3.45	0	1	0	60	46	29	23	36	87
1996	19-17	11-1	2.38	0	3	0	124.2	89	37	33	52	156
TOTAL	40-32	16-1	3.24	0	4	0	197	147	82	71	98	260



Eddy Furniss | 1B • Nacogdoches, Texas

1996 & 1998 First-Team All-American

1998 Dick Howser Award Recipient

1996 SEC Player of the Year

FURNISS' LSU CAREER STATISTICS

YEAR	AVG.	G	AB	R	H	2B	3B	HR	RBI	BB	SO	SB-A
1995	.326	62	215	30	70	14	1	9	52	15	44	2-2
1996	.374	66	238	69	89	21	1	26	103	46	43	1-2
1997	.378	70	259	77	98	25	0	17	77	58	56	0-3
1998	.403	67	236	85	95	27	3	28	76	72	40	0-3
TOTAL	.371	265	948	261	352	87	5	80	308	191	183	3-10



Patrick Coogan | RHP • Baton Rouge, La.

1997 First-Team All-American

COOGAN'S LSU CAREER STATISTICS

YEAR	G-GS	W-L	ERA	SV	CG	SHO	IP	H	R	ER	BB	SO
1995	8-2	2-0	3.72	0	0	0	19.1	15	9	8	3	27
1996	26-10	6-0	4.13	1	0	0	80.2	88	48	37	28	95
1997	25-17	14-3	4.46	3	3	0	125	114	69	62	36	144
TOTAL	59-29	22-3	4.28	4	3	0	225	217	126	107	67	266



Brandon Larson | SS • San Antonio, Texas

1997 First-Team All-American

1997 College World Series Most Outstanding Player

LARSON'S LSU CAREER STATISTICS

YEAR	G	AB	R	H	AVG.	2B	3B	HR	RBI	BB	SO	SB
1997	69	289	82	110	.381	16	2	40	118	21	57	9



Brad Cresse | C • Seal Beach, Calif.

1998 & 2000 First-Team All-American

2000 Johnny Bench Award Recipient

CRESSE'S LSU CAREER STATISTICS

YEAR	G	AB	R	H	AVG.	2B	3B	HR	RBI	BB	SO	SB
1997	45	122	25	27	.221	4	0	9	22	9	49	0
1998	63	232	55	75	.323	13	0	29	90	32	66	0
1999	59	215	52	65	.302	11	0	10	39	26	47	2
2000	69	273	73	106	.388	21	0	30	106	39	51	1
TOTAL	236	842	205	273	.324	49	0	78	257	106	213	3

First-Team All-Americans



Kurt Ainsworth | RHP • Baton Rouge, La.

1999 First-Team All-American
2000 Olympic Gold Medalist

AINSWORTH'S LSU CAREER STATISTICS

YEAR	G-GS	W-L	ERA	SV	CG	SHO	IP	H	R	ER	BB	SO
1998	6-0	0-0	4.50	0	0	0	8.0	10	5	4	7	14
1999	22-19	13-6	3.45	1	5	2	130.1	114	65	50	48	157
TOTAL	28-19	13-6	3.51	1	5	2	138.1	124	70	54	55	171



Aaron Hill | SS • Visalia, Calif.

2003 First-Team All-American
2003 SEC Player of the Year

HILL'S LSU CAREER STATISTICS

YEAR	G-GS	AB	R	H	AVG.	2B	3B	HR	RBI	BB	SO	SB-SBA
2001	46-34	134	27	40	.299	5	1	5	36	15	17	6-7
2002	56-54	222	46	73	.329	18	2	9	47	20	20	10-11
2003	68-68	265	68	95	.358	27	4	9	67	47	21	9-11
TOTAL	170-156	621	141	208	.335	50	7	23	150	82	58	25-29



Jon Zeringue | RF • Thibodaux, La.

2004 First-Team All-American
2004 SEC Co-Player of the Year

ZERINGUE'S LSU CAREER STATISTICS

YEAR	G-GS	AB	R	H	AVG.	2B	3B	HR	RBI	BB	SO	SB-SBA
2002	36-30	98	10	24	.245	5	0	2	8	6	21	1-1
2003	60-59	227	50	77	.339	15	0	13	45	21	56	6-10
2004	65-65	255	56	98	.384	19	2	12	57	26	37	3-5
TOTAL	161-154	580	116	199	.343	39	2	27	110	53	114	10-16



Ryan Patterson | OF • Rowlett, Texas

2005 First-Team All-American
2003 & 2005 First-Team All-SEC

PATTERSON'S LSU CAREER STATISTICS

YEAR	G-GS	AB	R	H	AVG.	2B	3B	HR	RBI	BB	SO	SB-SBA
2003	64-63	263	59	92	.350	20	1	16	51	14	39	3-7
2004	65-65	293	70	100	.341	23	2	14	67	15	46	6-7
2005	61-61	249	74	92	.369	23	2	20	56	30	28	7-8
TOTAL	190-189	805	203	284	.353	66	5	50	174	59	113	16-22



Blake Dean | OF • Crestview, Fla.

2008 First-Team All-American
2008 NCAA Regional Most Valuable Player
2008 SEC Tournament Most Valuable Player

DEAN'S LSU CAREER STATISTICS

YEAR	AVG	GP	GS	AB	R	H	2B	3B	HR	RBI	BB	SO	SB	ATT
2007	.316	56	56	206	30	65	12	3	7	46	20	25	1	2
2008	.353	67	67	269	62	95	18	3	20	73	35	46	4	6
2009	.328	72	72	259	67	85	18	0	17	71	50	37	4	6
2010	.341	63	63	255	64	87	15	0	12	70	43	33	1	2
TOTAL	.336	258	258	989	223	332	63	6	56	260	148	141	10	16



Louis Coleman | RHP • Schlater, Miss.

2009 First-Team All-American
2009 SEC Pitcher of the Year
2009 First-Team All-SEC

COLEMAN'S LSU CAREER STATISTICS

YEAR	ERA	W	L	APP	GS	CG	SHO	CBO	SV	IP	H	R	ER	BB	SO
2006	6.14	5	6	15	13	0	0	0	0	80.2	95	60	55	33	50
2007	5.59	2	3	22	4	0	0	0	4	46.2	60	33	29	10	49
2008	1.95	8	1	23	3	0	0	0	2	55.1	45	15	12	10	62
2009	2.93	14	2	25	16	2	1	2	0	129.0	108	48	42	23	142
TOTAL	3.99	29	12	85	36	2	1	2	6	311.2	308	156	138	76	303



Mikie Mahtook | OF • Lafayette, La.

2011 First-Team All-American
2011 First-Team All-SEC
2009 SEC Tournament MVP

MAHTOOK'S LSU CAREER STATISTICS

YEAR	AVG	GP	GS	AB	R	H	2B	3B	HR	RBI	BB	SO	SB	ATT
2009	.316	63	49	196	41	62	8	3	7	38	14	41	9	13
2010	.335	61	61	239	68	80	19	4	14	50	38	54	22	32
2011	.383	56	56	196	61	75	12	5	14	56	41	32	29	38
TOTAL	.344	180	166	631	170	217	39	12	35	144	93	127	60	83



Kevin Gausman | RHP • Centennial, Colo.

2012 First-Team All-American

2012 First-Team All-SEC

GAUSMAN'S LSU CAREER STATISTICS

YEAR	ERA	W	L	APP	GS	CG	SHO	CBO	SV	IP	H	R	ER	BB	SO
2011	3.51	5	6	14	14	1	1	0	0	89.2	70	37	35	23	86
2012	2.77	12	2	18	17	2	0	2	0	123.2	106	42	38	28	135
TOTAL	3.08	17	8	32	31	3	1	2	0	213.1	176	79	73	51	221



Raph Rhymes | OF • Monroe, La.

2012 First-Team All-American

2012 SEC Player of the Year

2012 First-Team All-SEC

RHYMES' LSU CAREER STATISTICS

YEAR	AVG	GP	GS	AB	R	H	2B	3B	HR	RBI	BB	SO	SB	ATT
2011	.360	56	56	214	43	77	18	0	3	42	24	19	8	10
2012	.431	61	61	232	44	100	11	0	4	53	22	13	2	6
2013	.331	68	68	254	53	84	15	1	4	46	28	30	3	5
TOTAL	.373	185	185	700	140	261	44	1	11	141	74	62	13	21



Alex Bregman | SS • Albuquerque, N.M.

2013 and 2015 First-Team All-American

2015 Golden Spikes Award Finalist

2013 and 2015 First-Team All-SEC

2013 National and SEC Freshman of the Year

2013 Brooks Wallace Award Winner

BREGMAN'S LSU CAREER STATISTICS

YEAR	AVG	GP	GS	AB	R	H	2B	3B	HR	RBI	BB	SO	SB	ATT
2013	.369	67	67	282	59	104	18	7	6	52	24	25	16	17
2014	.316	63	63	244	35	77	16	0	6	47	27	21	12	18
2015	.323	66	66	260	59	84	22	3	9	49	36	22	38	48
TOTAL	.337	196	196	786	153	265	56	10	21	148	87	68	66	83



Mason Katz | 1B • Harahan, La.

2013 First-Team All-American

2013 First-Team All-SEC

2012 & 2011 Second-Team All-SEC

KATZ'S LSU CAREER STATISTICS

YEAR	AVG	GP	GS	AB	R	H	2B	3B	HR	RBI	BB	SO	SB	ATT
2010	.318	23	8	44	11	14	2	0	0	5	4	6	0	0
2011	.337	51	50	190	40	64	21	2	4	53	9	34	6	10
2012	.320	64	64	241	65	77	15	1	13	52	33	52	8	12
2013	.370	68	68	243	53	90	14	2	16	70	41	38	5	12
TOTAL	.341	206	190	718	169	245	52	5	33	180	87	130	19	34



Aaron Nola | RHP • Baton Rouge, La.

2014 College Baseball Foundation National Pitcher of the Year

2014 First-Team All-American

2014 SEC Pitcher of the Year

2013 First-Team All-American

2013 SEC Pitcher of the Year

2012 First-Team Freshman All-American

NOLA'S LSU CAREER STATISTICS

YEAR	ERA	W	L	APP	GS	CG	SHO	CBO	SV	IP	H	R	ER	BB	SO
2012	3.61	7	4	19	16	0	0	4	0	89.2	88	39	36	7	89
2013	1.57	12	1	17	17	5	3	2	0	126.0	83	30	22	18	122
2014	1.47	11	1	16	16	2	1	6	0	116.1	69	19	19	27	134
TOTAL	2.09	30	6	52	49	7	4	12	0	332.0	240	88	77	52	345



Kade Scivicque | C • Maurepas, La.

2015 First-Team All-American

2015 Johnny Bench Award Finalist

2015 First-Team All-SEC

2015 CWS All-Tournament Team

2015 SEC All-Defensive Team

SCIVICQUE'S LSU CAREER STATISTICS

YEAR	AVG	GP	GS	AB	R	H	2B	3B	HR	RBI	BB	SO	SB	ATT
2014	.304	56	52	184	32	56	9	0	7	31	13	19	0	0
2015	.355	60	60	234	33	83	21	0	6	48	15	22	0	0
TOTAL	.333	116	112	418	65	139	30	0	13	79	28	41	0	0



Alex Lange | RHP • Lee's Summit, Mo.

2015 First-Team All-American

2015 National Freshman Pitcher of the Year

2015 SEC Freshman of the Year

2015 First-Team All-SEC

LANGE'S LSU CAREER STATISTICS

YEAR	ERA	W	L	APP	GS	CG	SHO	CBO	SV	IP	H	R	ER	BB	SO
2015	1.97	12	0	17	17	2	1	1	0	114.0	87	28	25	46	131
2016	3.79	8	4	17	17	2	0	1	0	111.2	92	50	47	49	125
TOTAL	2.87	20	4	34	34	4	1	2	0	225.2	179	78	72	95	256

MAJOR LEAGUE TIGERS



MLB World Series Champions from LSU

INF Alvin Dark	New York Giants – 1954 (player) Oakland Athletics – 1974 (manager)
1B Joe Bill Adcock	Milwaukee Braves – 1957
LHP Mark Guthrie	Minnesota Twins – 1991
LHP Eddie Yarnall	New York Yankees – 1999 and 2000
LHP Randy Keisler	New York Yankees – 2000
RHP Russ Springer	Arizona Diamondbacks – 2001
RHP Curtis Leskanic	Boston Red Sox – 2004
RHP Brian Wilson	San Francisco Giants – 2010 and 2012
INF Mike Fontenot	San Francisco Giants – 2010
LHP Brian Tallet	St. Louis Cardinals – 2011
INF Ryan Theriot	St. Louis Cardinals – 2011
	San Francisco Giants – 2012
RHP Louis Coleman	Kansas City Royals – 2015

LSU's Major League All-Stars

Connie Ryan, 2B	Boston Braves (NL) – 1944
Alvin Dark, SS	New York Giants (NL) – 1951-52, 1954
Joe Bill Adcock, 1B	Milwaukee Braves (NL) – 1960
Albert Belle, OF	Cleveland Indians (AL) – 1993-96
	Chicago White Sox (AL) – 1997
Paul Byrd, RHP	Philadelphia Phillies (NL) – 1999
Brian Wilson, RHP	San Francisco Giants (NL) – 2008, 2010, 2011
Brad Hawpe, OF	Colorado Rockies (NL) – 2009
Aaron Hill, 2B	Toronto Blue Jays (AL) – 2009
DJ LeMahieu, 2B	Colorado Rockies (NL) – 2015
Will Harris, RHP	Houston Astros (AL) – 2016

Former LSU pitcher Brian Wilson helped lead San Francisco to the 2010 World Championship as the Giants' closer.



Seventy-two former LSU players have reached the major leagues, including 58 Tigers since 1987. LSU has had at least one former player make his MLB debut in 24 of the past 26 seasons. Pictured on pages 51-53 are the former LSU players that have reached the big leagues.




Aaron Hill
2009 AL All-Star



Will Harris
2016 AL All-Star



Brad Hawpe
2009 NL All-Star



Joe Bill Adcock, OF/1B

Coushatta, La.
LSU: 1947
PLAYER
Cincinnati Reds: 1950-52
Milwaukee Braves: 1953-62
Cleveland Indians: 1963
Los Angeles/California Angels: 1964-66
MANAGER
Cleveland Indians: 1967



Kurt Ainsworth, RHP

Baton Rouge, La.
LSU: 1997-99
San Francisco Giants: 2001-03
Baltimore Orioles: 2003-04



A.W. Baird, INF

Cleburne, Texas
LSU: 1916
New York Giants: 1917, 1919



Sean Barker, OF

Bakersfield, Calif.
LSU: 2001-02
Colorado Rockies: 2007



Albert Belle, OF

Shreveport, La.
LSU: 1985-87
Cleveland Indians: 1989-96
Chicago White Sox: 1997-98
Baltimore Orioles: 1999-2000



Buddy Blair, 3B

Columbia, Miss.
LSU: 1933-34, 1936
Philadelphia Athletics: 194



Jim Bowie, 1B

Fairfield, Calif.
LSU: 1986
Oakland Athletics: 1994-95




Alex Bregman, INF

Albuquerque, N.M.
LSU: 2013-15
Houston Astros: 2016



Paul Byrd, RHP

Louisville, Ky.
LSU: 1989-91
New York Mets: 1995-96
Atlanta Braves: 1997-98
Philadelphia Phillies: 1998-2001
Kansas City Royals: 2001-02
Atlanta Braves: 2003-04
Los Angeles Angels: 2005
Cleveland Indians: 2006-08
Boston Red Sox: 2008-09



Matt Clark, INF

Fontana, Calif.
LSU: 2008
Milwaukee Brewers: 2014



Louis Coleman, RHP

Schlater, Miss.
LSU: 2006-09
Kansas City Royals: 2011-15
Los Angeles Dodgers: 2016



Roy Corcoran, RHP

Slaughter, La.
LSU: 2001
Montreal Expos: 2003-04
Washington Nationals: 2006
Seattle Mariners: 2008-09



Walker Cress, P

Ben Hur, Va.
LSU: 1938-39
Cincinnati Reds: 1948-49



Alvin Dark, INF/OF/P

Comanche, Okla.
LSU: 1943
PLAYER
Boston Braves: 1946, 1948-49
New York Giants: 1950-56
St. Louis Cardinals: 1956-58
Chicago Cubs: 1958-59
Philadelphia Phillies: 1960
Milwaukee Braves: 1960
MANAGER
San Francisco Giants: 1961-64
Kansas City Athletics: 1966-67
Cleveland Indians: 1968-71
Oakland Athletics: 1974-75
San Diego Padres: 1977



John Fetzer, P

Baton Rouge, La.
LSU: 1944
Boston Braves: 1948



Mike Fontenot, INF

Stidell, La.
LSU: 2000-01
Chicago Cubs: 2005, 2007-10
San Francisco Giants: 2010-11
Philadelphia Phillies: 2012



Mark Freeman, P

Memphis, Tenn.
LSU: 1949-51
Kansas City Athletics: 1959
New York Yankees: 1959
Chicago Cubs: 1960



Charlie Furbush, LHP

South Portland, Maine
LSU: 2007
Detroit Tigers: 2011
Seattle Mariners: 2011-16



Kevin Gausman, RHP

Centennial, Colo.
LSU: 2011-12
Baltimore Orioles: 2013-16



Nick Goody, RHP

Orlando, Fla.
LSU: 2012
New York Yankees: 2015-16



Rick Greene, RHP

Miami, Fla.
LSU: 1990-92
Cincinnati Reds: 1999
Minnesota Twins: 2000



Mark Guthrie, LHP

Venice, Fla.
LSU: 1984-87
Minnesota Twins: 1989-95
Los Angeles Dodgers: 1995-98
Boston Red Sox: 1999
Chicago Cubs: 1999-2000
Tampa Bay Devil Rays: 2000
Toronto Blue Jays: 2000
Oakland Athletics: 2001
New York Mets: 2002
Chicago Cubs: 2003



Will Harris, RHP

Stidell, La.
LSU: 2003-06
Colorado Rockies: 2012
Arizona Diamondbacks: 2013-14
Houston Astros: 2015-16



Brad Hawpe, OF/1B

Fort Worth, Texas
LSU: 1999-2000
Colorado Rockies: 2004-10
Tampa Bay Rays: 2010
San Diego Padres: 2011
Los Angeles Angels: 2013



Eric Hetzel, RHP

Crowley, La.
LSU: 1985
Boston Red Sox: 1989-90
Baltimore Orioles: 1991

Tigers in the Major Leagues



Aaron Hill, INF
 Visalia, Calif.
 LSU: 2001-03
 Toronto Blue Jays: 2006-11
 Arizona Diamondbacks: 2011-15
 Milwaukee Brewers: 2016
 Boston Red Sox: 2016



Ryan Jorgensen, C
 Kingwood, Texas
 LSU: 2000
 Florida Marlins: 2005
 Cincinnati Reds: 2007-08
 Minnesota Twins: 2008



Curtis Leskanic, RHP
 Munhall, Pa.
 LSU: 1988-89
 Colorado Rockies: 1993-99
 Milwaukee Brewers: 2000-03
 Kansas City Royals: 2003-04
 Boston Red Sox: 2004



Ben McDonald, RHP
 Denham Springs, La.
 LSU: 1987-89
 Baltimore Orioles: 1989-95
 Milwaukee Brewers: 1996-97



Aaron Nola, RHP
 Baton Rouge, La.
 LSU: 2012-14
 Philadelphia Phillies: 2015-16



Trey Hodges, RHP
 Spring, Texas
 LSU: 1999-2000
 Atlanta Braves: 2002-03




Randy Keisler, LHP
 Richards, Texas
 LSU: 1998
 New York Yankees: 2000-01
 San Diego Padres: 2003
 Cincinnati Reds: 2005
 Oakland Athletics: 2006
 St. Louis Cardinals: 2007



Todd Linden, OF
 Bremerton, Wash.
 LSU: 2001
 San Francisco Giants: 2003-07
 Florida Marlins: 2007



Mike Miley, SS
 Metairie, La.
 LSU: 1972-74
 California Angels: 1975-76



John O'Donoghue, LHP
 Elkton, Md.
 LSU: 1988-90
 Baltimore Orioles: 1993-94
 Los Angeles Dodgers: 1994-96



Roland B. Howell, P
 Napoleonville, La.
 LSU: 1910-12
 St. Louis Cardinals: 1912



Brandon Larson, INF
 San Antonio, Texas
 LSU: 1997
 Cincinnati Reds: 2001-04



Dave Madison, P
 Brooksville, Miss.
 LSU: 1941, 1943
 New York Yankees: 1950
 St. Louis Browns: 1952
 Detroit Tigers: 1952-53




Joe Moock, 3B
 Plaquemine, La.
 LSU: 1964
 New York Mets: 1967



Chad Ogea, RHP
 Lake Charles, La.
 LSU: 1989-91
 Cleveland Indians: 1994-98
 Philadelphia Phillies: 1999
 Tampa Bay Devil Rays: 1999-2000



Russ Johnson, SS
 Denham Springs, La.
 LSU: 1992-94
 Houston Astros: 1997-2000
 Tampa Bay Devil Rays: 2000-02
 New York Yankees: 2005



Brett Laxton, RHP
 Audubon, N.J.
 LSU: 1993-96
 Oakland Athletics: 1999
 Kansas City Royals: 2000



Mikie Mahtook, OF
 Lafayette, La.
 LSU: 2009-11
 Tampa Bay Rays: 2015-16



Warren Morris, INF
 Alexandria, La.
 LSU: 1993-96
 Pittsburgh Pirates: 1999-2001
 Minnesota Twins: 2002
 Detroit Tigers: 2003



Keith Osik, C
 Wading River, N.Y.
 LSU: 1988-90
 Pittsburgh Pirates: 1996-2002
 Milwaukee Brewers: 2003
 Baltimore Orioles: 2004
 Washington Nationals: 2005



JaCoby Jones, INF
 Richton, Miss.
 LSU: 2011-13
 Detroit Tigers: 2016



DJ LeMahieu, INF
 Bloomfield Hills, Mich.
 LSU: 2008-09
 Chicago Cubs: 2011-12
 Colorado Rockies: 2012-16



Barry Manuel, RHP
 Mamou, La.
 LSU: 1985-87
 Texas Rangers: 1991-93
 Baltimore Orioles: 1994
 Montreal Expos: 1995-96
 New York Mets: 1997
 Arizona Diamondbacks: 1998



Lyle Mouton, OF
 Lafayette, La.
 LSU: 1990-91
 Chicago White Sox: 1995-97
 Baltimore Orioles: 1998
 Milwaukee Brewers: 1999-2000
 Florida Marlins: 2001



Clay Parker, RHP
 Grayson, La.
 LSU: 1982-85
 Seattle Mariners: 1987
 New York Yankees: 1988-89
 Detroit Tigers: 1990-91
 Oakland Athletics: 1991



Anthony Ranaudo, RHP
 Jackson, N.J.
 LSU: 2008-10
 Boston Red Sox: 2014
 Texas Rangers: 2015-16
 Chicago White Sox: 2016



Billy Sadler, RHP
 Pensacola, Fla.
 LSU: 2003
 San Francisco Giants: 2006




Russ Springer, RHP
 Pollock, La.
 LSU: 1987-89
 New York Yankees: 1992
 California Angels: 1993-95
 Philadelphia Phillies: 1995-96
 Houston Astros: 1997
 Arizona Diamondbacks: 1998
 Atlanta Braves: 1998-99
 Arizona Diamondbacks: 2000-01
 St. Louis Cardinals: 2003
 Houston Astros: 2004-06
 St. Louis Cardinals: 2007-08
 Oakland Athletics: 2009
 Tampa Bay Rays: 2009
 Cincinnati Reds: 2010



Ryan Verdugo, LHP
 Lake Stevens, Wash.
 LSU: 2008
 Kansas City Royals: 2012



Eddie Yarnall, LHP
 Coral Springs, Fla.
 LSU: 1994-96
 New York Yankees: 1999-2000
 Cincinnati Reds: 2000-01



Jeff Reboulet, INF
 Kettering, Ohio
 LSU: 1985-86
 Minnesota Twins: 1992-96
 Baltimore Orioles: 1997-99
 Kansas City Royals: 2000
 Los Angeles Dodgers: 2001-02
 Pittsburgh Pirates: 2003



Ryan Schimpf, INF
 Covington, La.
 LSU: 2007-09
 San Diego Padres: 2016



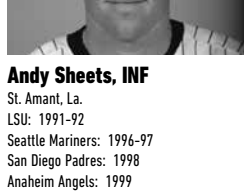
Jack Voigt, OF
 Venice, Fla.
 LSU: 1985-87
 Baltimore Orioles: 1992-95
 Texas Rangers: 1995-96
 Milwaukee Brewers: 1997
 Texas Rangers: 1998
 Oakland Athletics: 1998



Shane Youman, LHP
 New Iberia, La.
 LSU: 1998-2001
 Pittsburgh Pirates: 2006-07



Armando Rios, OF
 Carolina, Puerto Rico
 LSU: 1991-93
 San Francisco Giants: 1998-2001
 Pittsburgh Pirates: 2001-02
 Chicago White Sox: 2003



Andy Sheets, INF
 St. Amant, La.
 LSU: 1991-92
 Seattle Mariners: 1996-97
 San Diego Padres: 1998
 Anaheim Angels: 1999
 Boston Red Sox: 2000
 Tampa Bay Devil Rays: 2001-02




Nick Stavinoha, OF
 Houston, Texas
 LSU: 2004-05
 St. Louis Cardinals: 2008-10



Todd Walker, INF
 Bossier City, La.
 LSU: 1992-94
 Minnesota Twins: 1996-2000
 Colorado Rockies: 2000-01
 Cincinnati Reds: 2001-02
 Boston Red Sox: 2003
 Chicago Cubs: 2004-06
 San Diego Padres: 2006
 Oakland Athletics: 2007



Nick Rumbelow, RHP
 Bullard, Texas
 LSU: 2011-13
 New York Yankees: 2015-16




Mike Sirotko, LHP
 Houston, Texas
 LSU: 1990-93
 Chicago White Sox: 1995-2000



Art Swanson, P
 Baton Rouge, La.
 LSU: 1954
 Pittsburgh Pirates: 1955-57



Randy Wiles, LHP
 New Orleans, La.
 LSU: 1970-73
 Chicago White Sox: 1977



Connie Ryan, INF
 New Orleans, La.
 LSU: 1941
 New York Giants: 1942
 Boston Braves: 1943-50
 Cincinnati Reds: 1950-51
 Philadelphia Phillies: 1952-53
 Chicago White Sox: 1953
 Cincinnati Reds: 1953-54



Greg Smith, LHP
 Alexandria, La.
 LSU: 2003-05
 Oakland Athletics: 2008
 Colorado Rockies: 2010



Brian Tallet, LHP
 Bethany, Okla.
 LSU: 1998-2000
 Cleveland Indians: 2002-05
 Toronto Blue Jays: 2006-11
 St. Louis Cardinals: 2011



Brian Wilson, RHP
 Londonderry, N.H.
 LSU: 2001-03
 San Francisco Giants: 2006-12
 Los Angeles Dodgers: 2013-14



Ryan Theriot, INF
 Baton Rouge, La.
 LSU: 1999-2001
 Chicago Cubs: 2005-10
 Los Angeles Dodgers: 2010
 St. Louis Cardinals: 2011
 San Francisco Giants: 2012



Curtis Leskanic



Mikie Mahtook



Warren Morris

Brad Hawpe OF/1B

YEAR	G	AB	R	H	AVG.	2B	3B	HR	RBI	BB	SO	SB-SBA
1999	31	117	27	38	.325	8	0	12	30	8	25	0-0
2000	69	287	71	104	.362	36	1	12	84	42	44	1-1
TOTALS	100	404	98	142	.351	44	1	24	114	50	69	1-1

Eric Hetzel RHP

YEAR	A	GS	CG	W	L	ERA	IP	H	R	ER	BB	SO	HB	WP	BK	SHO	SV
1985	23	17	2	10	4	3.77	105	86	53	44	60	99	2	8	1	0	0

Aaron Hill ss

YEAR	G-GS	AB	R	H	AVG.	2B	3B	HR	RBI	BB	SO	SB-SBA
2001	46-34	134	27	40	.299	5	1	5	36	15	17	6-7
2002	56-54	222	46	73	.329	18	2	9	47	20	20	10-11
2003	68-68	265	68	95	.358	27	4	9	67	47	21	9-11
TOTAL	170-156	621	141	208	.335	50	7	23	150	82	58	25-29

Trey Hodges RHP

YEAR	G-GS	W-L	ERA	SV	CG	SHO	IP	H	R	ER	BB	SO
1999	13-7	3-2	7.08	0	0	0	34.1	50	31	27	8	38
2000	20-6	5-2	5.25	2	0	0	60.0	79	42	35	23	52
TOTALS	33-13	8-4	5.92	2	0	0	94.1	129	73	62	31	90

Russ Johnson SS

YEAR	G	AB	R	H	AVG.	2B	3B	HR	RBI	BB	SO	SB
1992	63	240	61	81	.338	16	3	7	49	29	35	16
1993	71	259	83	92	.355	18	3	8	58	67	24	19
1994	66	234	72	96	.410	26	4	17	74	67	25	26
TOTALS	200	733	216	269	.367	60	10	32	181	163	84	61

JaCoby Jones INF

YEAR	AVG	GP	GS	AB	R	H	2B	3B	HR	RBI	BB	SO	SB	ATT
2011	.338	56	56	195	36	66	11	1	4	32	12	37	12	20
2012	.253	64	62	245	42	62	13	1	4	29	15	47	11	16
2013	.294	59	57	201	42	59	11	1	6	31	30	44	12	15
TOTAL	.292	179	175	641	120	187	35	3	14	92	57	128	35	51

Ryan Jorgensen C

YEAR	G	AB	R	H	AVG.	2B	3B	HR	RBI	BB	SO	SB-A
2000	44	116	23	35	.302	13	1	4	23	15	27	3-4

Randy Keisler LHP

YEAR	ERA	W-L	G	GS	CG	SHO	SV	IP	H	R	ER	BB	SO
1998	4.61	9-5	27	12	2	1	2	99.2	97	65	51	33	135

Brandon Larson INF

YEAR	G	AB	R	H	AVG.	2B	3B	HR	RBI	BB	SO	SB
1997	69	289	82	110	.381	16	2	40	118	21	57	9

Brett Laxton RHP

YEAR	G-GS	W-L	ERA	SV	CG	SHO	IP	H	R	ER	BB	SO
1993	19-17	12-1	1.98	0	5	1	109	67	32	24	47	98
1994	14-14	4-5	4.36	0	1	0	66	63	46	32	38	54
1995	13-13	4-4	4.37	0	0	0	68	65	44	33	42	65
1996	14-12	8-2	3.54	0	0	0	56	50	29	22	28	55
TOTALS	60-56	28-12	3.34	0	6	1	299	245	151	111	155	272

DJ LeMahieu INF

YEAR	AVG	GP	GS	AB	R	H	2B	3B	HR	RBI	BB	HBP	SO	SB	ATT
2008	.337	68	67	258	56	87	11	1	6	44	20	3	31	10	11
2009	.350	72	72	274	57	96	13	4	5	43	31	5	41	12	16
TOTAL	.344	140	139	532	113	183	24	5	11	87	51	8	72	22	27

Curtis Leskanic RHP

YEAR	G-GS	W-L	ERA	SV	CG	SHO	IP	H	R	ER	BB	SO
1988	2-0	0-0	0.00	0	0	0	1.3	1	0	0	1	2
1989	29-15	15-2	3.19	3	1	0	115.7	102	54	41	51	120
TOTALS	31-15	15-2	3.15	3	1	0	117.0	103	54	41	52	122

Todd Linden OF

YEAR	G-GS	AB	R	H	AVG.	2B	3B	HR	RBI	BB	SO	SB-SBA
2001	66-65	256	65	80	.312	14	1	20	76	26	49	9-11


Mikie Mahtook OF

YEAR	AVG	GP	GS	AB	R	H	2B	3B	HR	RBI	BB	HBP	SO	SB	ATT
2009	.316	63	49	196	41	62	8	3	7	38	14	7	41	9	13
2010	.335	61	61	239	68	80	19	4	14	50	38	5	54	22	32
2011	.383	56	56	196	61	75	12	5	14	56	41	5	32	29	38
TOTAL	.344	180	166	631	170	217	39	12	35	144	93	17	127	60	83

LSU in the Major League Draft

YEAR	PLAYER	POSITION	ROUND	TEAM
1965	Joe Moock	SS	3rd	New York Mets
1966	Bruce Baudier	RHP	31st	Washington Senators
1967	Bruce Baudier	RHP	5th	New York Yankees
	Richard Hicks	RHP	6th	Washington Senators
1968	Richard Hicks	RHP	4th *	Houston Astros
	William Hunt	SS	7th *	Baltimore Orioles
1969	William Hunt	SS	9th *	Cleveland Indians
1970	Bill Bright	OF	2nd *	St. Louis Cardinals
1972	Joel Sexton	RHP	27th	Pittsburgh Pirates
1973	Randy Wiles	LHP	5th	St. Louis Cardinals
1974	Mike Miley	SS	1st	California Angels
1975	Guy Hollingsworth	LHP	16th	San Diego Padres
	Pat Moock	RHP	22nd	Texas Rangers
1976	Wally McMakin	RHP	23rd	Minnesota Twins
	Paul Stefan	RHP	24th	Chicago White Sox
	Frank Toups	INF	26th	Cleveland Indians
1979	Duane Dewey	C/1B	1st *	Kansas City Royals
1982	Billy Wiesler	OF	14th	California Angels
	Billy Donathon	RHP	15th	St. Louis Cardinals
1983	Cal Santarelli	RHP	3rd	Cleveland Indians
	Ronnie Robbins	RHP	14th	Toronto Blue Jays
1984	Mark Howie	SS	3rd	Oakland Athletics
	Tim Sossamon	OF	12th	St. Louis Cardinals
	Tim Schneider	3B	15th	Seattle Mariners
	Mark Cooper	C	16th	Toronto Blue Jays
	Clay Parker	RHP	21st	Minnesota Twins
1985	Eric Hetzel	RHP	1st *	Boston Red Sox
	Robbie Smith	RHP	4th	Minnesota Twins
	Marty Lanoux	3B	13th	Minnesota Twins
	Clay Parker	RHP	15th	Seattle Mariners
	Jeff Reboulet	SS	26th	Houston Astros
1986	Mark Guthrie	LHP	4th	St. Louis Cardinals
	Jeff Reboulet	SS	10th	Minnesota Twins
	Rob Leary	C	12th	Montreal Expos
	Jeff Yurtin	3B	12th	San Diego Padres
	Jim Bowie	1B	12th	Seattle Mariners
1987	Albert Belle	OF	2nd	Cleveland Indians
	Barry Manuel	RHP	2nd	Texas Rangers
	Gregg Patterson	LHP	5th	Chicago Cubs
	Mark Guthrie	LHP	7th	Minnesota Twins
	Jack Voigt	OF	9th	Baltimore Orioles
	Stan Loewer	RHP	16th	San Francisco Giants
1988	Dan Kite	RHP	4th	Boston Red Sox
1989	Ben McDonald	RHP	1st	Baltimore Orioles
	Russ Springer	RHP	7th	New York Yankees
	Curtis Leskanic	RHP	8th	Cleveland Indians
	Mike Bianco	C	40th	Detroit Tigers
1990	Tim Clark	OF	8th	Milwaukee Brewers
	Wes Grisham	OF	14th	Pittsburgh Pirates
	Keith Osik	C	23rd	Pittsburgh Pirates
	Scott Bethea	SS	28th	Boston Red Sox
1991	Chad Ogea	RHP	3rd	Cleveland Indians
	Paul Byrd	RHP	4th	Cleveland Indians
	Lyle Mouton	OF	5th	New York Yankees
	Mark LaRosa	LHP	8th	Montreal Expos
	Gary Hymel	C	14th	Montreal Expos
1992	Rick Greene	RHP	1st	Detroit Tigers
	Lloyd Peever	RHP	4th	Colorado Rockies
	Andy Sheets	SS	4th	Seattle Mariners
1993	Harry Berrios	OF	8th	Baltimore Orioles
	Matt Chamberlain	RHP	11th	Pittsburgh Pirates
	Mike Sirotko	LHP	15th	Chicago White Sox
	Mike Neal	OF	16th	Cleveland Indians
	Trey Rutledge	RHP	19th	Cincinnati Reds
	Will Hunt	LHP	31st	Detroit Tigers
1994	Todd Walker	2B	1st	Minnesota Twins
	Russ Johnson	SS	1st	Houston Astros
1995	Scott Schultz	RHP	5th	Cleveland Indians
	Mike Klostermeyer	1B	18th	Oakland Athletics
	Scott Fitterer	RHP	22nd	Toronto Blue Jays
	Brett Laxton	RHP	24th	Seattle Mariners
	Brian Winders	RHP	66th	Kansas City Royals

* selected in the secondary phase of the draft



Former Tigers Albert Belle and Ben McDonald enjoyed stellar major league careers.



Former Tigers (l-r) Nick Rumbelow, Kevin Gausman and Nick Goody met prior to a Yankees-Orioles game during the 2015 season.



Mike Fontenot was a 2001 first-round selection of the Baltimore Orioles and made his MLB debut with the Chicago Cubs.

1996	Eddie Yarnall	LHP	3rd	New York Mets	
	Nathan Dunn	3B	4th	San Diego Padres	
	Warren Morris	2B	5th	Texas Rangers	
	Tim Lanier	C	10th	San Diego Padres	
	Justin Bowles	OF	16th	Oakland Athletics	
	Jason Williams	SS	16th	Cincinnati Reds	
	Brett Laxton	RHP	24th	Oakland Athletics	
1997	Patrick Coogan	RHP	48th	Arizona Diamondbacks	
	Brandon Larson	SS	1st	Cincinnati Reds	
	Patrick Coogan	RHP	3rd	St. Louis Cardinals	
	Casey Cuntz	INF	10th	Arizona Diamondbacks	
	Mike Koerner	OF	11th	Oakland Athletics	
	Eddy Furniss	1B	14th	Minnesota Twins	
	Kevin Shipp	RHP	33rd	Philadelphia Phillies	
1998	Tom Bernhardt	OF	45th	Chicago Cubs	
	Randy Keisler	LHP	2nd	New York Yankees	
	Eddy Furniss	1B	4th	Pittsburgh Pirates	
	Jake Esteves	RHP	6th	San Francisco Giants	
	Doug Thompson	RHP	19th	Colorado Rockies	
	Chris Demouy	LHP	24th	Anaheim Angels	
	Dan Guillory	RHP	40th	Cleveland Indians	
1999	Kurt Ainsworth	RHP	1st	San Francisco Giants	
	Jeff Leaumont	1B	9th	New York Yankees	
	Josh Dalton	SS	12th	Los Angeles Dodgers	
	Bryan Grace	RHP	16th	New York Yankees	
	Brian Tallet	LHP	19th	Pittsburgh Pirates	
	Brandon Bowe	RHP	30th	Florida Marlins	
	2000	Brian Tallet	LHP	2nd	Cleveland Indians
Brad Cresse		C	5th	Arizona Diamondbacks	
Ryan Jorgensen		C	7th	Chicago Cubs	
Cedrick Harris		OF	10th	Arizona Diamondbacks	
Brad Hawpe		1B	11th	Colorado Rockies	
Heath McMurray		RHP	12th	Milwaukee Brewers	
Trey Hodges		RHP	17th	Atlanta Braves	
Billy Brian		RHP	25th	Kansas City Royals	
2001		Mike Fontenot	2B	1st	Baltimore Orioles
		Todd Linden	OF	1st	San Francisco Giants
	Ryan Theriot	SS	3rd	Chicago Cubs	
	Jason Scobie	RHP	15th	New York Mets	
	Bryan Moore	1B	22nd	St. Louis Cardinals	
	Shane Youman	LHP	43rd	Pittsburgh Pirates	
	Sean Barker	OF	46th	Toronto Blue Jays	
	Billy Brian	RHP	47th	Cleveland Indians	
	2002	Sean Barker	OF	6th	Colorado Rockies
		Bo Pettit	RHP	13th	Minnesota Twins
Brad David		LHP	17th	Atlanta Braves	
Wally Pontiff		3B	21st	Oakland Athletics	
Jake Tompkins		RHP	28th	Texas Rangers	
2003	Aaron Hill	SS	1st	Toronto Blue Jays	
	Billy Sadler	RHP	6th	San Francisco Giants	
	Brian Wilson	RHP	24th	San Francisco Giants	
	Bo Pettit	RHP	29th	Minnesota Twins	
	Jake Tompkins	RHP	32nd	Philadelphia Phillies	
2004	Jon Zeringue	OF	2nd	Arizona Diamondbacks	
	J.C. Holt	OF	3rd	Atlanta Braves	
	Nate Bumstead	RHP	32nd	Detroit Tigers	
	Blake Gill	INF	37th	Cleveland Indians	
2005	Ryan Patterson	OF	4th	Toronto Blue Jays	
	Greg Smith	LHP	6th	Arizona Diamondbacks	
	Nick Stavinoha	OF	7th	St. Louis Cardinals	
	Clay Harris	INF	9th	Philadelphia Phillies	
	Matt Liuzza	C	30th	Chicago Cubs	
2006	Jason Determann	LHP	35th	Boston Red Sox	
	Will Harris	RHP	9th	Colorado Rockies	
	Matt Liuzza	C	19th	Toronto Blue Jays	
	Edgar Ramirez	RHP	36th	New York Mets	
2007	Charlie Furbush	LHP	4th	Detroit Tigers	
	J.T. Wise	INF	45th	Oakland Athletics	
2008	Ryan Verdugo	LHP	9th	San Francisco Giants	
	Matt Clark	1B	12th	San Diego Padres	
	Louis Coleman	RHP	14th	Washington Nationals	
	Blake Martin	LHP	17th	Minnesota Twins	
	Jared Bradford	RHP	18th	St. Louis Cardinals	
	Michael Hollander	INF	20th	Texas Rangers	
2009	Jordan Brown	RHP	39th	Chicago Cubs	
	Jared Mitchell	OF	1st	Chicago White Sox	

	DJ LeMahieu	INF	2nd	Chicago Cubs
	Louis Coleman	RHP	5th	Kansas City Royals
	Ryan Schimpf	INF	5th	Toronto Blue Jays
	Blake Dean	OF	10th	Minnesota Twins
	Sean Ochinko	C	11th	Toronto Blue Jays
2010	Anthony Ranaudo	RHP	Comp A	Boston Red Sox
	Micah Gibbs	C	3rd	Chicago Cubs
	Leon Landry	OF	3rd	Los Angeles Dodgers
	Austin Ross	RHP	8th	Milwaukee Brewers
	Blake Dean	1B	8th	Los Angeles Dodgers
2011	Johnny Dishon	OF	42nd	Milwaukee Brewers
	Chad Jones	OF/LHP	50th	Milwaukee Brewers
	Mikie Mahtook	OF	1st	Tampa Bay Rays
	Tyler Jones	RHP	11th	Minnesota Twins
	Matty Ott	RHP	13th	Boston Red Sox
2012	Ben Alsup	RHP	18th	Colorado Rockies
	Austin Nola	SS	31st	Toronto Blue Jays
	Raph Rhymes	OF	40th	Pittsburgh Pirates
	Tyler Hanover	INF	40th	New York Yankees
	Kevin Gausman	RHP	1st	Baltimore Orioles
2013	Austin Nola	SS	5th	Miami Marlins
	Nick Goody	RHP	6th	New York Yankees
	Raph Rhymes	OF	30th	New York Yankees
	Tyler Hanover	INF	33rd	Detroit Tigers
	Ryan Eades	RHP	2nd	Minnesota Twins
	JaCoby Jones	OF	3rd	Pittsburgh Pirates
	Mason Katz	INF	4th	St. Louis Cardinals
	Nick Rumbelow	RHP	7th	New York Yankees
	Will LaMarche	RHP	9th	Detroit Tigers
	Chad Jones	LHP	9th	Cincinnati Reds
2014	Ty Ross	C	12th	San Francisco Giants
	Chris Cotton	LHP	14th	Houston Astros
	Raph Rhymes	OF	15th	Detroit Tigers
	Christian Ibarra	INF	32nd	Pittsburgh Pirates
	Aaron Nola	RHP	1st	Philadelphia Phillies
	Tyler Moore	INF	6th	New York Mets
	Joe Broussard	RHP	15th	Los Angeles Dodgers
	Sean McMullen	OF	30th	Houston Astros
	Nate Fury	RHP	36th	Detroit Tigers



Paul Byrd recorded 108 career wins in 13 MLB seasons.

LSU in the Major League Draft

2015	Alex Bregman	SS	1st	Houston Astros	
	Andrew Stevenson	OF	2nd	Washington Nationals	
	Kade Scivicque	C	4th	Detroit Tigers	
	Jared Foster	INF	5th	Los Angeles Angels	
	Zac Person	LHP	9th	Houston Astros	
	Mark Laird	OF	9th	Philadelphia Phillies	
	Conner Hale	INF	9th	Seattle Mariners	
	Chris China	1B	17th	St. Louis Cardinals	
	2016	Jake Fraley	OF	2nd	Tampa Bay Rays
		Jared Poche	LHP	14th	San Diego Padres
Jesse Stallings		RHP	15th	Cincinnati Reds	
Cole Freeman		INF	18th	Los Angeles Dodgers	
Riley Smith		RHP	24th	Arizona Diamondbacks	
Greg Deichmann		1B	26th	Minnesota Twins	
Parker Bugg		RHP	27th	Miami Marlins	
Kramer Robertson		INF	32nd	Cleveland Indians	



Alex Bregman was the No. 2 overall choice in the 2016 MLB Draft.

LSU Draft Summary

LSU players have been selected in the MLB Draft on 182 occasions - 87 pitchers and 95 position players - since 1984, an average of over five players per season. LSU has produced 15 first-round picks in the past 28 seasons.



Ryan Schimpf debuted with the San Diego Padres in 2016.



Aaron Nola was a first-round selection in 2014.




LSU produced billboards that were displayed in Denver to recognize DJ LeMahieu's 2016 MLB batting title with the Colorado Rockies.



JaCoby Jones made his first major league appearance in 2016.

LSU OLYMPIANS



LSU's profound success in Olympic competition began in 1988, when head coach Skip Bertman and right-hander Ben McDonald helped lead the United States to the gold medal in Seoul, South Korea. Bertman served as the pitching coach of the 1988 U.S. squad, and McDonald pitched the Americans to complete-game victories over Korea and Puerto Rico. In the two wins, McDonald allowed just two earned runs in 18 innings, recording 17 strikeouts and four walks.

Reliever Rick Greene, LSU's all-time saves leader (29), continued the Tigers' Olympic tradition by pitching for the 1992 U.S. squad which competed in Barcelona, Spain. The '92 team, however, failed to advance to the medal round.

Skip Bertman served as head coach of the 1996 United States Olympic team, guiding the Americans to the bronze medal in Atlanta. LSU standouts Warren Morris (second base) and Jason Williams (shortstop) were the starting middle infielders for Team USA, which defeated Nicaragua for the bronze medal in Atlanta's Fulton County Stadium.

Morris and Williams each enjoyed a spectacular summer of 1996 which culminated in the bronze-medal triumph. Morris was Team USA's leading hitter at the Olympics, batting .409 (9-for-22) in nine games with one double, five homers, 11 RBI and 10 runs. Williams hit .367 (11-for-30) with three homers, nine RBI and 10 runs.

Team USA's '96 pre-Olympic tour was highlighted by a stop at LSU's Alex Box Stadium on June 20. The game served as a homecoming for Bertman, Morris and Williams, as the Americans defeated Australia, 11-6, before a standing-room only crowd of 6,926.

LSU right-hander Kurt Ainsworth pitched the U.S. to two wins at the 2000 Olympics in Sydney, Australia, en route to the gold medal. Ainsworth defeated Holland and Australia with a pair of dominating performances. In the victories, Ainsworth worked a total of 11.2 innings, allowing just two earned runs on 10 hits with three walks and 10 strikeouts.



Ben McDonald
1988 U.S. Olympic
Gold Medalist




Rick Greene
1992 U.S. Olympian



Skip Bertman
1996 U.S. Olympic Head Coach
Bronze Medalist



Warren Morris
1996 U.S. Olympic
Bronze Medalist



Jason Williams
1996 U.S. Olympic
Bronze Medalist



Kurt Ainsworth
2000 U.S. Olympic
Gold Medalist

2017 OUTLOOK



Alex Lange

Lettermen Returning/Lost:	21/12
Pos. Players w/Starting Experience	
Returning/Lost:	11/4
Pitchers Returning/Lost:	10/6
Newcomers:	13
(11 high school players; 2 JUCO transfers)	

As the leader of one of the nation's elite baseball programs, Paul Mainieri, a four-time National Coach of the Year, is familiar with the challenges of meeting high expectations.

LSU is ranked as high as No. 2 in the 2017 preseason polls released, marking the sixth straight season the Tigers will begin the year among the Top 10 teams in the nation. Mainieri embraces the lofty ranking and the accompanying pressure to contend for a national championship.

"Our 2017 team will approach going into this season just as every team before them has approached a new season," said Mainieri, who has directed the Tigers to one national championship, four College World Series appearances, three SEC overall titles, five SEC division titles and five SEC tournament championships in 10 seasons. "We have a confident group that believes we can play for all the marbles if we go out each day, play as hard as we can, and take it one game at a time.

LSU is the nation's leader in wins (249) over the past five years, and the Tigers are the only team in the country to have earned an NCAA Tournament National Seed in each of the last five seasons (2012-16).

"We are honored to be so highly ranked in the preseason polls," Mainieri said, "as it is nice to see that others believe we have a quality team as well. However, we realize that we will have to earn everything that we get. Nothing is handed to you in college baseball, and particularly in the SEC. We embrace the challenge and can't wait to get started."

LSU returns eight of its nine starting position players from last season's team, including senior shortstop Kramer Robertson, senior second baseman Cole Freeman, junior outfielder Greg Deichmann, sophomore infielder Chris Reid, junior catcher Michael Papierski, junior outfielder Beau Jordan, sophomore outfielder Antoine Duplantis and junior designated hitter Bryce Jordan.

Senior catcher Jordan Romero, senior infielder/outfielder Bryce Adams and sophomore outfielder Brennan Breaux are other returning players with starting experience.

Senior left-hander Jared Poche' and All-American junior right-hander Alex Lange are back for their third straight season as one of the best 1-2 weekend starting combinations in the country. The pitching staff will also feature senior right-handed closer Hunter Newman, who led the Tigers with eight saves last season.

Other veteran pitchers include senior right-handers Russell Reynolds, Collin Strall and Alden Cartwright; junior right-handers Doug Norman and Austin Bain; and sophomore right-handers Caleb Gilbert and Cole McKay.

Four Tigers that were chosen in the 2016 MLB Draft – Poche', Robertson, Freeman and Deichmann – all elected to return to school instead of beginning their pro baseball careers.

"It's pretty remarkable to have four drafted players of that caliber remain in school, and we're very grateful that they made the decision. Their veteran presence combined with our other returning players and a tremendous recruiting class gives us a lot of optimism for a very significant season."

The returning players are complemented by a talented 13-man class

of newcomers that includes seven pitchers and six position players. The incoming class was rated as high as No. 4 in the nation in the annual recruiting rankings.

The 2017 schedule, Mainieri emphasized, is a challenging slate that features 11 teams that advanced to NCAA regionals last season.

"We're going to play 22 games against teams that were in regionals last season, and that's 40 percent of our schedule," Mainieri explained. "Within that number, there are six Super Regional teams from last year and three that played in the College World Series. Of course, every weekend in the 30-game SEC schedule is grueling, and we have some very attractive non-conference matchups. I think our fans will enjoy watching us compete against some outstanding clubs throughout the year."



Kramer Robertson

PRIMARY RETURNING POSITION STARTERS

PLAYER	POS.	CL.-EXP.	B/T	AVG.	HR	RBI	NOTABLE
Cole Freeman	2B	Sr.-1L	R/R	.329	1	27	2016 SEC All-Defensive Team
Antoine Duplantis	OF	So.-1L	L/L	.327	2	39	2016 Freshman All-American
Kramer Robertson	SS	Sr.-3L	R/R	.324	2	39	2016 First-Team All-SEC
Bryce Jordan	DH	Jr.-2L	R/R	.293	5	33	2016 First-Team All-SEC
Greg Deichmann	OF	Jr.-2L	L/R	.288	11	57	2016 NCAA Regional MVP
Beau Jordan	OF	Jr.-2L	R/R	.286	4	39	Hit .462 in SEC Tournament
Michael Papierski	C	Jr.-2L	R/R	.242	3	20	Hit .364 in NCAA Tournament

TOP NEWCOMERS—POSITION PLAYERS

PLAYER	POS.	EXP.	B/T	HOMETOWN (2016 SCHOOL)
Josh Smith	INF	Fr.	L/R	Baton Rouge, La. (Catholic HS)
Jake Slaughter	INF	Fr.	R/R	Choudrant, La. (Ouachita Christian HS)
Nick Coomes	INF/C	Jr.	R/R	Baton Rouge, La. (LSU-Eunice)

PRIMARY STARTING POSITION PLAYER LOST

PLAYER	POS.	CL.-EXP.	B/T	AVG.	HR	RBI	NOTABLE
Jake Fraley	OF	3L	L/L	.326	5	36	2nd-round draft choice of Tampa Bay Rays

Position Players

The LSU infield features senior shortstop Kramer Robertson, a 2016 first-team All-SEC and second-team All-America selection. Robertson, a native of McGregor, Texas, earned second-team All-America and first-team All-SEC honors at shortstop in 2016, batting .324 (84-for-259) with 20 doubles, two triples, two homers, 39 RBI, 61 runs and 14 stolen bases. He was LSU's leading hitter in SEC regular-season games, batting .363 with nine doubles, one triple, one homer, 19 RBI, 26 runs and six steals.

Senior second baseman Cole Freeman returns after an exceptional 2016 season in which he was LSU's leading hitter and was named to the All-SEC Defensive Team. Freeman, a product of Mandeville, La., hit .329 with seven doubles, three triples, one homer, 46 runs and 26 stolen bases.

The corner positions on the infield will be manned by a pair of true freshmen – third baseman Josh Smith and first baseman Jake Slaughter. Smith, a product of Catholic High School in Baton Rouge, was selected by the Detroit Tigers in the 2016 MLB Draft after hitting .379 with six homers, 28 RBI and 32 stolen bases. Slaughter was drafted by the Chicago Cubs after hitting .406 with 11 doubles, five triples, 48 runs and 33 RBI in his senior season at Ouachita Christian High School in Monroe.

Sophomore Chris Reid, who started 47 games at third base last season, will contribute at both first base and second base this season, and true freshmen Zach Watson and Rankin Woley will contend for infield playing time.

Sophomore Antoine Duplantis, a 2016 Freshman All-American in right field last season, moves to center field this year. The Lafayette, La., native was the Tigers' second-leading hitter last season, batting .327 (89-for-272) with nine doubles, five triples, two homers, 39 RBI, 45 runs and 13 stolen bases. He completed the season No. 2 in the SEC in base hits with 89 and No. 5 in the league in triples with five.

Junior Greg Deichmann, LSU's first baseman last season, will take over in right field in 2017. Deichmann, a native of Metairie, La., batted .288 (68-for-236) last season

with 14 doubles, three triples, 11 homers, 57 RBI, 45 runs and five stolen bases, finishing No. 7 in the SEC in both home runs and RBI. He collected 26 RBI in his final 21 games of the season, and he was named the Most Outstanding Player of the NCAA Baton Rouge Regional, batting .600 (9-for-15) with three homers, 10 RBI, three runs scored and a .647 on-base percentage.

Junior Beau Jordan of Lake Charles, La. and sophomore Brennan Breaux of Scott, La., should each see significant playing time in left field. Jordan started in 63 games last season, batting .286 with nine doubles, four homers and 39 RBI, and he hit a team-best .462 in the SEC Tournament. Breaux began seeing increased playing time toward the end of last season, and he earned SEC Freshman of the Week honors after sparking the Tigers to a three-game sweep versus Arkansas.

Senior Bryce Adams, who performed superbly during fall practice, also will have the opportunity to make a contribution in the outfield.

Michael Papierski, a junior from Lemont, Ill., returns as LSU's catcher after starting 40 games behind the plate last season. Papierski threw out 19 runners attempting to steal last season, and he was an offensive catalyst for the Tigers in the postseason, batting .364 (8-for-22) in LSU's six NCAA Tournament games (regional and super regional combined) with three doubles, one homer, two RBI and two runs scored.

Junior Nick Coomes, a power-hitting transfer from LSU-Eunice, bolsters the corps of catchers, along with senior Jordan Romero, who collected nine homers and 41 RBI last season.

Junior Bryce Jordan, Beau's twin brother, received first-team All-SEC honors at designated hitter, batting .293 with seven doubles, five homers, 33 RBI and a league-best 23 hit-by-pitches. Mason Templet, a true freshman, should also contribute at the DH position.



Cole Freeman



Antoine Duplantis

PRIMARY PITCHERS RETURNING

PLAYER	R/L	CL.-EXP.	W-L	ERA	IP	BB	SO	NOTABLE
Alex Lange	R	Jr.-2L	8-4	3.79	111.2	49	125	2015 First-Team All-American
Jared Poche'	L	Sr.-3L	9-4	3.35	102.0	37	87	27 career wins in three seasons
Hunter Newman	R	Sr.-3L	1-1	2.13	38.0	15	40	28 appearances; 8 saves in 2016

TOP NEWCOMERS • PITCHERS

PLAYER	R/L	CL.	HOMETOWN (2016 SCHOOL)
Eric Walker	R	Fr.	Arlington, Texas (Arlington Martin HS)
Zack Hess	R	Fr.	Forest, Va. (Liberty Christian Academy)
Todd Peterson	R	Fr.	Lake Mary, Fla. (Lake Mary HS)
Hunter Kiel	R	Jr.	Florence, Ala. (Pensacola State)

PRIMARY PITCHERS LOST

PLAYER	R/L	EXP.	W-L	ERA	SV	IP	BB	SO	NOTABLE
Parker Bugg	R	3L	1-2	3.40	4	39.2	16	36	27th-round draft choice of Miami Marlins
Jesse Stallings	R	2L	3-0	3.64	1	29.2	15	18	15th-round draft choice of Cincinnati Reds
John Valek	L	1L	6-2	4.04	4	62.1	9	52	signed free-agent deal with Colorado Rockies

Pitchers

Senior left-hander Jared Poche' and junior right-hander Alex Lange unite for the third straight season to form one of the nation's top weekend starting duos, as they have a combined 47 wins during their careers.

Poche', a native of Lutcher, La., has a 27-9 record in his three seasons as a weekend starter for the Tigers. He was 9-4 last season with a 3.35 ERA in 17 starts, and he recorded 37 walks and 87 strikeouts in 102 innings. Poche' was brilliant in LSU's postseason games (SEC and NCAA Tournaments), recording a 3-0 mark and a 1.88 ERA in 24 innings (four appearances, three starts) with five walks, 23 strikeouts and a .200 opponent batting average.

Lange, a first-team All-American as a freshman in 2015, started 17 games last season as a sophomore, posting an 8-4 mark and a 3.79



Jared Poche'

ERA in 111.2 innings with 49 walks and 125 strikeouts while limiting opponents to a .226 batting average. He finished No. 2 in the SEC in innings pitched and No. 4 in the league in strikeouts. Lange, who was 12-0 in his freshman year, enters this season with a 20-4 career mark at LSU. He has worked 225.2 innings in 34 starts through two seasons, posting a 2.87 ERA and 256 strikeouts.

Two true freshmen right-handers – Eric Walker and Zack Hess – are strong candidates to pitch in LSU's starting rotation. Walker, a product of Arlington Martin High School in Arlington, Texas, compiled a 27-5 record with 295 strikeouts in three seasons as a starting pitcher in high school. He posted a 7-3 mark his senior year with a 1.24 ERA and 95 strikeouts, recording 13, 14 and 15-strikeout games during the season.



Hunter Newman

Hess was selected in the 2016 MLB Draft by the New York Yankees out of Liberty Christian Academy in Forest, Va. He posted a 7-1 record in his senior year with a 0.60 ERA, 110 strikeouts and 11 walks in 58.2 innings.

Right-hander Hunter Newman returns for his senior season as the leader of the Tigers' bullpen. Newman, a native of Bloomingdale, Ga., posted eight saves and a 2.13 ERA in 2016, recording 40 strikeouts in 38 innings while limiting opponents to a .164 batting average.

Junior right-hander Hunter Kiel, a transfer from Pensacola (Fla.) State, is power relief pitcher selected by the Arizona Diamondbacks in the 2016 MLB Draft. In 41 innings of work last season, he fired 54 strikeouts while allowing just 28 hits.

Freshman right-hander Todd Peterson of Lake Mary (Fla.) High School is another newcomer who should pitch significant innings. He recorded a 0.74 ERA during his high school senior season, posting 79 strikeouts in 57 innings with three complete games.

Veteran right-handers Doug Norman, Collin Strall and Russell Reynolds are valuable members of the relief staff. Norman, a junior from Fort Mill, S.C., worked 31.2 innings last season with 21 strikeouts; Strall, a side-winding senior from Suwanee, Ga., pitched effectively during fall practice after being injured for most of 2016; and Reynolds, a senior from Baton Rouge, posted three relief wins in 26 appearances last year, recording 23 strikeouts in 35.1 innings.

Other returning pitchers include sophomore right-hander Caleb Gilbert, junior right-hander Austin Bain and sophomore right-hander Cole McKay. Redshirt freshman left-hander Nick Bush is back with the staff after sitting out last season recovering from Tommy John surgery.

Three true freshmen will also have a chance to make an impact on the mound – right-hander Matthew Beck of Alexandria (La.) High School; right-hander Will Reese of Anacoco (La.) High School; and left-hander Blair Frederick of Brother Martin High in New Orleans, La.

Depth Chart

FIRST BASE

5	Jake Slaughter	R-R	6-2	197	Fr.
17	Chris Reid	L-R	5-9	187	So.
13	Nick Coomes	R-R	5-11	196	Jr.

SECOND BASE

8	Cole Freeman	R-R	5-9	174	Sr.
17	Chris Reid	L-R	5-9	187	So.

SHORTSTOP

3	Kramer Robertson	R-R	5-10	168	Sr.
4	Josh Smith	L-R	5-10	178	Fr.

THIRD BASE

4	Josh Smith	L-R	5-10	178	Fr.
5	Jake Slaughter	R-R	6-2	197	Fr.

CATCHER

2	Michael Papierski	R-R	6-4	225	Jr.
13	Nick Coomes	R-R	5-11	196	Jr.
28	Jordan Romero	R-R	6-2	213	Sr.

OUTFIELD (POSITIONS TBD)

20	Antoine Duplantis	L-L	5-11	179	So.
7	Greg Deichmann	L-R	6-2	209	Jr.
6	Brennan Breaux	L-L	6-0	180	So.
24	Beau Jordan	R-R	5-9	202	Jr.
9	Zach Watson	S-R	6-0	166	Fr.
44	Bryce Adams	R-R	6-4	203	Sr.

DESIGNATED HITTER

25	Bryce Jordan	R-R	5-9	206	Jr.
23	Mason Templet	L-R	6-1	205	Fr.
22	Rankin Woley	R-R	6-0	215	Fr.

PROJECTED STARTING PITCHERS

35	Alex Lange	RH	6-3	199	Jr.
16	Jared Poche'	LH	6-1	217	Sr.
10	Eric Walker	RH	6-0	172	Fr.
38	Zack Hess	RH	6-6	216	Fr.

PROJECTED RELIEVERS

55	Hunter Newman	RH	6-3	196	Sr.
40	Hunter Kiel	RH	6-3	221	Jr.
43	Todd Peterson	RH	6-5	224	Fr.
21	Doug Norman	RH	6-3	210	Jr.
30	Collin Strall	RH	5-10	172	Sr.
45	Russell Reynolds	RH	6-2	199	Sr.
27	Matthew Beck	RH	6-7	228	Fr.
29	Nick Bush	LH	6-1	193	Fr.-RS
41	Caleb Gilbert	RH	6-2	179	So.
18	Austin Bain	RH	6-1	188	Jr.
37	Will Reese	RH	6-4	190	Fr.
46	Blair Frederick	LH	6-0	193	Fr.
33	Cole McKay	RH	6-5	219	So.

2017 Preseason Polls

Collegiate Baseball (2016 Record)

1. TCU* (49-18)
2. **LSU (45-21)**
3. Florida* (52-16)
4. South Carolina* (46-18)
5. Oregon State (35-19)
6. Vanderbilt (43-19)
7. Arizona (49-24)
8. Miami, Fla. (50-14)
9. Florida State (41-22)
10. Cal State Fullerton (36-23)
11. Louisville (50-14)
12. Clemson (44-20)
13. East Carolina (38-23-1)
14. Louisiana-Lafayette* (43-21)
15. North Carolina (34-21)
16. Virginia (38-22)
17. Long Beach State (38-22)
18. UC Santa Barbara (43-20-1)
19. Coastal Carolina (55-18)
20. Texas A&M* (49-16)
21. Washington (33-23)
22. Ole Miss* (43-19)
23. Sam Houston State (42-22)
24. Stanford (31-23)
25. Arizona State (36-23)

Baseball America (2016 Record)

1. TCU* (49-18)
2. Florida State (41-22)
3. Florida* (52-18)
4. **LSU (45-21)**
5. South Carolina* (46-18)
6. East Carolina (38-23-1)
7. Louisville (50-14)
8. Cal State Fullerton (36-23)
9. Oregon State (35-19)
10. Clemson (44-20)
11. Vanderbilt (43-19)
12. Washington (33-23)
13. Louisiana-Lafayette* (43-21)
14. North Carolina State (38-22)
15. Coastal Carolina (55-18)
16. Virginia (38-22)
17. North Carolina (34-21)
18. Oklahoma State (43-22)
19. UC Santa Barbara (43-20-1)
20. Long Beach State (38-22)
21. Georgia Tech (38-25)
22. Arizona (49-24)
23. Stanford (31-23)
24. Maryland* (30-27)
25. Texas Tech* (47-20)

* - 2017 LSU Opponent

Alabama**April 27-29 (Tuscaloosa, Ala.)**

Location: Tuscaloosa, Ala.
 Colors: Crimson and White
 Conference: Southeastern (SEC West)
 Website: RollTide.com
 Head Coach: Greg Goff
 Record at School: 0-0 (1st Season)
 Career Record: 448-337 (14th Season)
 2016 Record: 32-26
 2016 Postseason: SEC Tournament
 Media Relations Contact: Alex Thompson
 Email: athompson@ia.ua.edu

**Arkansas****April 7-9 (Fayetteville, Ark.)**

Location: Fayetteville, Ark.
 Colors: Cardinal and White
 Conference: Southeastern (SEC West)
 Website: ArkansasRazorbacks.com
 Head Coach: Dave Van Horn
 Record at School: 550-324 (14th Season)
 Career Record: 1135-564 (28th Season)
 2016 Record: 26-29
 2016 Postseason: N/A
 Media Relations Contact: John Thomas
 Email: jfthomas@uark.edu

**Auburn****May 11-13 (Baton Rouge, La.)**

Location: Auburn, Ala.
 Colors: Burnt Orange and Navy Blue
 Conference: Southeastern (SEC East)
 Website: AuburnTigers.com
 Head Coach: Butch Thompson
 Record at School: 23-33 (2nd Season)
 Career Record: 62-45 (3rd Season)
 2016 Record: 23-33
 2016 Postseason: N/A
 Letterwinners Returning/Lost 14/12
 Media Relations Contact: Taylor Bryan
 Email: taylor.bryan@auburn.edu

**Florida****March 24-26 (Gainesville Fla.)**

Location: Gainesville Fla.
 Colors: Orange and Blue
 Conference: Southeastern (SEC East)
 Website: FloridaGators.com
 Head Coach: Kevin O'Sullivan
 Record at School: 396-189 (9th Season)
 Career Record: 396-189 (9th Season)
 2016 Record: 52-16
 2016 Postseason: College World Series
 Letterwinners Returning/Lost: 20/10
 Media Relations Contact: Dan Apple
 Email: daniela@gators.ufl.edu

**Georgia****March 17-19 (Baton Rouge, La.)**

Location: Athens, Ga.
 Colors: Red and Black
 Conference: Southeastern (SEC East)
 Website: georgiadogs.com
 Head Coach: Scott Stricklin
 Record at School: 79-87-1 (3rd Season)
 Career Record: 429-275-1 (12th Season)
 2016 Record: 27-30
 2016 Postseason: SEC Tournament
 Letterwinners Returning/Lost: 17/15
 Media Relations Contact: Christopher Lakos
 Email: clakos@sports.uga.edu

**Kentucky****April 21-23 (Lexington, Ky.)**

Location: Lexington, Ky.
 Colors: Blue and White
 Conference: Southeastern (SEC East)
 Website: UKathletics.com
 Head Coach: Nick Mingione
 Record at School: 0-0 (1st Season)
 Career Record: 0-0 (1st Season)
 2016 Record: 32-25
 2016 Postseason: SEC Tournament
 Letterwinners Returning/Lost 23/10
 Media Relations Contact: Matt May
 Email: matt.may@uky.edu

**Mississippi State****May 18-20 (Starkville, Miss.)**

Location: Starkville, Miss.
 Colors: Maroon and White
 Conference: Southeastern (SEC West)
 Website: HailState.com
 Head Coach: Andy Cannizaro
 Record at School: 0-0 (1st Season)
 Career Record: 0-0 (1st Season)
 2016 Record: 44-18-1
 2016 Postseason: NCAA Starkville Super Regional
 Letterwinners Returning/Lost 17/
 Media Relations Contact: Andrew Piper
 Email: apiper@athletics.msstate.edu

**Missouri****No Regular Season Meetings**

Location: Columbia, Mo.
 Colors: Cardinal Black and Gold
 Conference: Southeastern (SEC East)
 Website: mutigers.com
 Head Coach: Steve Bieser
 Record at School: 0-0 (1st Season)
 Career Record: 138-97 (4th Season)
 2016 Record: 26-30
 2016 Postseason: SEC Tournament
 Letterwinners Returning/Lost: 19/9
 Media Relations Contact: Shawn Davis
 Email: davishshaw@missouri.edu

**Ole Miss****April 13-15 (Baton Rouge, La.)**

Location: Oxford, Miss.
 Colors: Cardinal Red and Navy Blue
 Conference: Southeastern (SEC West)
 Website: OleMissSports.com
 Head Coach: Mike Bianco
 Record at School: 630-370-1 (17th Season)
 Career Record: 730-441-1 (20th Season)
 2016 Record: 43-19
 2016 Postseason: NCAA Oxford Regional
 Letterwinners Returning/Lost: 17/13
 Media Relations Contact: Adam Kuffner
 Email: kuffner@olemiss.edu

**South Carolina****May 5-7 (Baton Rouge, La.)**

Location: Columbia, S.C.
 Colors: Garnet and Black
 Conference: Southeastern (SEC East)
 Website: GamecocksOnline.com
 Head Coach: Chad Holbrook
 Record at School: 165-81 (4th Season)
 Career Record: 165-81 (4th Season)
 2016 Record: 46-18
 2016 Postseason: NCAA Columbia Super Regional
 Letterwinners Returning/Lost: 29/12
 Media Relations Contact: Andrew Kitick
 Email: kitick@mailbox.sc.edu

**Tennessee****No Regular Season Meetings**

Location: Knoxville, Tenn.
 Colors: Orange and White
 Conference: Southeastern (SEC East)
 Website: UTSports.com
 Head Coach: Dave Serrano
 Record at School: 419-278-1 (6th Season)
 Career Record: 419-278-1 (6th Season)
 2016 Record: 29-28
 2016 Postseason: SEC Tournament
 Media Relations Contact: MJ Burns
 Email: MJBurns@UTK.edu

**Texas A&M****March 30-April 1 (Baton Rouge La.)**

Location: College Station, Texas
 Colors: Maroon and White
 Conference: Southeastern (SEC West)
 Website: www.12thMan.com
 Head Coach: Rob Childress
 Record at School: 458-238-2 (12th Season)
 Career Record: 458-238-2 (12th Season)
 2016 Record: 49-16
 2016 Postseason: NCAA College Station Super Regional
 Media Relations Contact: Thomas Dick
 Email: tddick@athletics.tamu.edu

**Vanderbilt****No Regular Season Meetings**

Location: Nashville, Tenn.
 Colors: Black and Gold
 Conference: Southeastern (SEC East)
 Website: vucommodores.com
 Head Coach: Tim Corbin
 Record at School: 610-290 (15TH Season)
 Career Record: 716-428 (19th Season)
 2016 Record: 43-19
 2016 Postseason: NCAA Nashville Regional
 Media Relations Contact: Kyle Parkinson
 Email: kyle.parkinson@vanderbilt.edu

**SEC MEDIA RELATIONS**

2201 Richard Arrington Blvd. North
 Birmingham, AL 35203-1103
 Phone: 205.458.3010
 Fax: 205.458.3030
 Baseball Contact: Ben Beaty (bbeaty@sec.org)

**2017 SEC Tournament****May 23-28 • Hoover Metropolitan Stadium
Hoover, Ala.**

The Southeastern Conference Baseball Tournament returns for a 20th straight year to Hoover Metropolitan Stadium in Hoover, Ala.

Located eight miles south of Birmingham, the Hoover Metropolitan Stadium is regarded by many sports experts as one of the best of its kind in the nation. It seats 10,800 for baseball, but can accommodate over 16,000 when the patio, banquet and side grassy areas are used. The stadium also houses 12 suites and state-of-the-art dressing and training rooms.

Wireless internet access was added in 2004, concourse and signage renovation was done in 2005 and a second-level press box expansion, new stadium seating and an exterior facelift in 2007 completed a \$4.5 million renovation project. A new video scoreboard was added for 2008.

LSU has played in the SEC Tournament title game in eight of the past 17 seasons. The Tigers have won 11 tournament titles (1986, '90, '92, '93, '94, 2000, 2008, 2009, 2010, 2013, 2014) and have finished as runners-up on six occasions (1987, '91, '95, '97, 2001, 2003).

Air Force

February 17 and 19 (Baton Rouge, La.)

Location: Air Force Academy, Colo.
 Color: Silver and Blue
 Conference: Mountain West
 Website: goairforcefalcons.com
 Head Coach: Mike Kazlausk
 Record at School: 121-204 (6th Season)
 Career Record: 121-204 (6th Season)
 2016 Record: 30-27
 2016 Postseason: Mountain West Tournament
 Media Relations Contact: Nick Arseniak
 Email: Nicholas.Arseniak@usafa.edu



Army

February 18 (Baton Rouge, La.)

Location: West Point, N.Y.
 Color: Black, Gold, and Gray
 Conference: Patriot League
 Website: GoArmyWestPoint.com
 Head Coach: Jim Foster
 Record at School: 0-0 (1st Season)
 Career Record: 0-0 (1st Season)
 2016 Record: 16-32
 2016 Postseason: NA
 Media Relations Contact: Kat Castner
 Email: kaitlyn.castner@usma.edu



Baylor

March 4 (Minute Maid Park – Houston, Texas)

Location: Waco, Texas
 Color: Green and Gold
 Conference: Big 12
 Website: baylorbears.com
 Head Coach: Steve Rodriguez
 Record at School: 24-29 (2nd Season)
 Career Record: 401-300 (14th Season)
 Media Relations Contact: Zach Peters
 Email: zach_peters@baylor.edu



Grambling

April 4 (Baton Rouge, La.)

Location: Grambling, La.
 Colors: Black and Gold
 Conference: Southwestern Athletic
 Website: gsutigers.com
 Head Coach: James Cooper
 2016 Record: 22-27
 2016 Postseason: SWAC Tournament
 Media Relations Contact: TBA



Hofstra

February 22 (Baton Rouge, La.)

Location: Hempstead, N.Y.
 Colors: Gold, White, and Blue
 Conference: Colonial Athletic Association
 Website: gohofstra.com
 Head Coach: John Russo
 Record at School: 114-139 (6th Season)
 2016 Record: 15-37
 2016 Postseason: NA
 Media Relations Contact: Len Skoros
 Email: leonard.m.skoros@hofstra.edu



Lamar

April 18 (Baton Rouge, La.)

Location: Beaumont, Texas
 Colors: Red White
 Conference: Southland Conference
 Website: lamarcardinals.com
 Head Coach: Will Davis
 Record at School: 0-0 (1st Season)
 Career Record: 0-0 (1st Season)
 2016 Record: 35-19
 2016 Postseason: Southland Tournament
 Media Relations Contact: Matthew Fowler
 Email: matthew.fowler@lamar.edu



Louisiana-Lafayette

April 11 (Zephyr Field – Metairie, La.)

Location: Lafayette, La.
 Colors: Vermillion and White
 Conference: Sun Belt Conference
 Website: RajunCajuns.com
 Head Coach: Tony Robichaux
 Record at School: 817-513-1 (22nd Season)
 Career Record: 1,080-690-1 (30th Season)
 2016 Record: 43-21
 2016 Postseason: NCAA Lafayette Regional Letterwinners Returning/Lost: 19/10
 Media Relations Contact: Jeff Schneider
 Email: Schneider@louisiana.edu



Maryland

February 24-26 (Baton Rouge, La.)

Location: College Park, MD.
 Colors: Red, White, Black, and Gold
 Conference: Big Ten
 Website: umterps.com
 Head Coach: John Szefc
 Record at School: 142-99 (5th Season)
 Career Record: 351-234-3 (12th Season)
 2016 Season: 30-27
 2016 Postseason: Big Ten Tournament
 Media Relations Contact: Taylor Smyth
 Email: tsmyth1@umd.edu



McNeese

March 8 (Lake Charles, La.)

Location: Lake Charles, La.
 Colors: Blue and Gold
 Conference: Southland
 Website: mcneesesports.com
 Head Coach: Justin Hill
 Record at School: 93-78 (4th Season)
 Career Record: 93-78 (4th Season)
 2016 Record: 31-25
 2016 Postseason: Southland Conference Tournament Letterwinners Returning/Lost: 21/8
 Media Relations Contact: Hunter Bower
 Email: hbower@mcneese.edu



New Orleans

February 21 (New Orleans, La.)

Location: New Orleans, La.
 Colors: Royal Blue, Navy, and Silver
 Conference: Southland
 Website: UNOprivateers.com
 Head Coach: Blake Dean
 Record at School: 31-26 (2nd Season)
 Career Record: 31-26 (2nd Season)
 2016 Record: 31-26
 2016 Postseason: Southland Tournament
 Media Relations Contact: Eli Sirota
 Email: ensirota@uno.edu



Nicholls

February 28 (Baton Rouge, La.)

Location: Thibodaux, La.
 Colors: Red and Gray
 Conference: Southland
 Website: geauxcolonels.com
 Head Coach: Seth Thibodeaux
 Record at School: 172-161 (7th Season)
 Career Record: 172-161 (7th Season)
 2016 Record: 26-30
 2016 Postseason: NA
 Media Relations Contact: Jamie Bustos
 Email: jamie.bustos@nicholls.edu



Northwestern State

May 16 (Baton Rouge, La.)

Location: Natchitoches, La.
 Colors: Purple, White, and Orange trim
 Conference: Southland Conference
 Website: NSUDemons.com
 Head Coach: Bobby Barbier
 Record at School: 0-0 (1st Season)
 Career Record: 0-0 (1st Season)
 2016 Record: 33-24
 2016 Postseason: Southland Tournament
 Media Relations Contact: Jason Pugh
 Email: pughj@nsula.edu



San Diego

March 7 (Baton Rouge, La.)

Location: San Diego, Calif.
 Colors: Torero Blue, Navy, and White
 Conference: West Coast
 Website: usdtoreros.com
 Head Coach: Rich Hill
 Record at School: 585-398-3 (18th Season)
 Career Record: 908-617-3 (26th Season)
 2016 Record: 27-29
 2016 Postseason: NA
 Media Relations Contact: Chris Loucks
 Email: cloucks@sandiego.edu



South Alabama

May 9 (Baton Rouge, La.)

Location: Mobile, Ala.
 Colors: Blue, Red, and White
 Conference: Sun Belt
 Website: usajaguars.com
 Head Coach: Mark Calvi
 Record at School: 167-129 (5th Season)
 Career Record: 167-129 (5th Season)
 2016 Record: 42-22
 2016 Postseason: NCAA Tallahassee Regional Letterwinners Returning/Lost: 15/17
 Media Relations Contact: Charlie Nichols
 Email: charlesnichols@southalabama.edu



Southeastern Louisiana

March 22 (Baton Rouge, La.)

Location: Hammond, La.
 Colors: Green and Gold
 Conference: Southland Conference
 Website: LionSports.net
 Head Coach: Matt Riser
 Record at School: 120-63 (4th Season)
 Career Record: 120-63 (4th Season)
 2016 Record: 40-21
 2016 Postseason: NCAA Baton Rouge Regional Letterwinners Returning/Lost: 16/10
 Media Relations Contact: Damon Sunde
 Email: Damon.Sunde@Southeastern.edu



Non-Conference Opponents • NCAA Tournament

TCU

March 3
(Minute Maid Park - Houston, Texas)

Location: Forth Worth, Texas
 Colors: Purple and White
 Conference: Big 12
 Website: gofrogs.com
 Head Coach: Jim Schlossnagle
 Record at School: 565-254 (13th Season)
 Career Record: 642-301 (15th Season)
 2016 Record: 49-18
 2016 Postseason: College World Series
 Media Relations Contact: Brandie Davidson
 Email: b.i.davidson@tcu.edu



Tulane

March 28 (Baton Rouge, La.)
April 25 (New Orleans, La.)

Location: New Orleans, La.
 Colors: Olive Green and Sky Blue
 Conference: American Athletic Conference
 Website: tulane.greenwave.com
 Head Coach: Travis Jewett
 Record at School: 0-0 (1st Season)
 Career Record: 0-0 (1st Season)
 2016 Record: 41-21
 2016 Postseason: NCAA Oxford Regional
 Media Relations Contact: Eric Hollier
 Email: ehollier1@tulane.edu



Wichita State

March 10-12 (Baton Rouge, La.)

Location: Wichita, Kan.
 Colors: Black and Gold
 Conference: Missouri Valley
 Website: goshockers.com
 Head Coach: Todd Butler
 Record at School: 79-98 (4th Season)
 Career Record: 168-181 (7th Season)
 2016 Record: 21-37
 2016 Postseason: NA
 Media Relations Contact: Tami Cutler
 Email: tcutler@goshockers.com



LSU captured the 2016 NCAA Regional title.

Texas Tech

March 5
(Minute Maid Park - Houston, Texas)

Location: Lubbock, Texas
 Colors: Scarlet and Black
 Conference: Big 12
 Website: texastech.com
 Head Coach: Tim Tadlock
 Record at School: 149-95 (4th Season)
 Career Record: 149-95 (4th Season)
 2016 Record: 47-20
 2016 Postseason: College World Series
 Media Relations Contact: Michael Minshew
 Email: michael.minshew@ttu.edu



2017 NCAA Tournament

Regional Tournaments: June 2-5 (sites TBA)
Super Regional Series: June 9-11/10-12 (sites TBA)
College World Series: June 17-27/28 (TD Ameritrade Park - Omaha, Neb.)

The 2017 NCAA Tournament will feature a 64-team field for the 19th straight season, as the tournament was expanded from 48 to 64 participants in 1999. The teams selected for the tournament will be placed in 16 four-team NCAA Regional brackets at campus sites across the country, June 2-5.

The brackets are set up like the NCAA basketball tournament with the top eight teams in the country earning "National Seeds." The

brackets will be used to determine Super Regional pairings as well as the two brackets for the College World Series.

The 16 winners of the Regionals advance to the Super Regionals, where teams will be matched up for best-of-three series at eight sites, June 9-11 and June 10-12. The eight winners of the Super Regionals advance to the College World Series, June 17-28, at Omaha's TD Ameritrade Park.

The eight CWS teams compete in two four-team brackets. From 1988-2002, the bracket champions met in a single game to determine the national champion; however, the bracket champions now meet in a best two-of-three series to determine the national champion.

LSU has made 17 CWS appearances, winning the national championship six times. LSU is one of only nine schools to have earned at least 17 CWS berths.



LSU Bat Girls perform a variety of duties during the Tigers' home games.



The Alex Box Stadium grounds crew entertains fans with its dance routines.



LSU salutes local military personnel at all Saturday and Sunday home games.



44
Bryce Adams
 Outfielder
 6-4, 203, R-R, Sr., 1L
 Baton Rouge, La. (Dunham HS/Delgado CC)

Power hitter that could make an impact in the lineup this season after appearing in 13 games for the Tigers in 2016... played the 2014 and 2015 seasons at Delgado Community College in New Orleans... has the potential to drive the ball out of the ballpark and into the gaps with a good degree of consistency.

2016 Season

Played in 13 games (two starts at DH, one at first base), batting .150 (3-for-20) with one double, one homer and six RBI... his home run was a grand slam against Cincinnati on Feb. 21, a game in which he collected five RBI... belted an RBI double as a pinch hitter against New Orleans on March 16.

Prior to LSU

Named a 2015 First-Team All-American at Delgado CC... batted .417 in 2015 with 15 doubles, seven homers and 45 RBI... helped lead Delgado to the JUCO World Series... hit .379 at Delgado in 2014 with four homers, 35 RBI and 36 runs scored... earned All-Conference recognition... an All-State, All-Metro and All-District performer at Dunham High in Baton Rouge; batted .410 in his high school senior season with seven home runs...earned All-State and All-District recognition in high school.

Personal

Full name is Bryce Alexander Adams... parents are Boots and Candace Adams... has one sister, Baylee... on attending LSU - "I grew up in Baton Rouge and watching and being around LSU baseball was a big deal to me. It was always a dream of mine to one day be a part of the program. When I got the opportunity, I was thrilled and couldn't wait to get here!"... majoring in sport administration at LSU... born February 16, 1994 in Alexandria, La.

Adams' LSU Career Statistics

Year	Avg	GP	GS	AB	R	H	2B	3B	HR	RBI	TBSLG%	BB	BHP	SO	GDP	OB%	SF	SH	SB	ATT	PO	A	E	FLD%
2016	.150	13	3	20	1	3	1	0	1	6	7	.350	2	0	4	.227	0	0	0	0	9	1	0	1.000

Adams' LSU Career Highs

- At-Bats: 3 on three occasions; most recently vs. Tulane (3/29/16)
- Hits: 1 three times; most recently vs. New Orleans (3/16/16)
- Runs Scored: 1 vs. Cincinnati (2/21/16)
- Doubles: 1 vs. New Orleans (3/16/16)
- Triples: none
- Home Runs: 1 vs. Cincinnati (2/21/16)
- RBI: 5 vs. Cincinnati (2/21/16)



18
Austin Bain
 RH Pitcher
 6-1, 188, R-R, Jr., 2L
 Geismar, La. (Dutchtown HS)

2016 SEC Academic Honor Roll
SEC Co-Freshman of the Week (April 6, 2015)

Talented player who has been a significant starter/reliever since his freshman season... has excellent stuff, as his fastball consistently sits in the 90 mph range, and he features a plus breaking ball that he commands... a fiery competitor who will fill up the zone and go right after hitters... a member of the 2016 SEC Academic Honor Roll as a sport administration major.

2016 Season

Appeared in 20 games (two starts), posting a 4-0 mark and a 4.60 ERA in 29.1 innings with 14 walks and 32 strikeouts... pitched two relief innings in SEC Tournament opener versus Tennessee (May 24), allowing one run on two hits... earned win in Game 1 of doubleheader at Notre Dame (May 11), recording two scoreless innings while allowing one hit with two walks and one strikeout... fired two scoreless innings in May 7 relief appearance versus Arkansas, allowing one hit with one walk and three strikeouts... excellent relief outing vs. Grambling (April 13), firing two scoreless innings with no hits, one walk and six strikeouts... pitched one scoreless relief inning vs. Southern (April 5), allowing one hit with no walks and two strikeouts... earned relief win over Louisiana Tech (March 8), allowing one run on three hits in three innings with no walks and four strikeouts.

2015 Season

Appeared in 21 games (six starts), recording a 2-3 mark and a 3.95 ERA in 54.2 innings with 23 walks and 56 strikeouts... limited opponents to a .216 cumulative batting average... registered a 3.18 ERA in 11 SEC appearances (four starts) with 44 strikeouts in 39.2 innings... posted first SEC career win at South Carolina (May 15), allowing just two runs on four hits in 6.1 innings with one walk and seven strikeouts... excellent relief outing versus Missouri (May 10), working 5.1 innings and allowing one run on two hits with no walks and seven strikeouts; he entered the game in the top of the first inning with one out and LSU trailing 3-0, and he struck out the first six batters he faced - LSU went on to win the game, 6-5... pitched 5.1 innings in first career collegiate start vs. Auburn (April 11), allowing four runs on six hits with three walks and seven strikeouts... named SEC Co-Freshman of the Week on April 6, as he pitched brilliantly in relief on April 4 to help lead LSU to a 13-inning win over Alabama... Bain entered the game in the bottom of the first inning with LSU trailing 4-2 and the bases loaded with one out; he retired the first two batters he faced to end the threat and pitched all the way through the seventh inning... Bain worked a career-long 6.2 shutout innings against the Crimson Tide and he threw 93 pitches in the outing; he allowed just three hits with one walk and a career-high nine strikeouts... excellent relief outing at Arkansas (March 19); 3.1 scoreless innings allowing one hit with four strikeouts... worked one scoreless relief inning in SEC debut vs. Ole Miss (March 14), allowing one hit with two strikeouts... pitched two innings versus Grambling on March 4, allowing no runs, no hits and no walks with three strikeouts.

Prior to LSU

A 2014 1st team All-District utility player and 2014 All-District MVP at Dutchtown High School... batted .374 in 2014 with 11 doubles, five triples, three homers and 39 RBI; posted a 2.85 ERA on the mound with 64 strikeouts in 46.2 innings... also earned 2014 All-State honorable mention and was a First Team All-Metro utility player... named 2013 1st team All-District utility player and 2013 1st team All-Metro utility player

Personal

Full name is Austin Jimmy Bain... parents are Pete and Keippi Bain... has two older sisters, Amanda and Haley... his grandfather, Jim Bain, played football at Mississippi State... chose to attend LSU because "being around LSU baseball my whole life; it has always been a dream to play here"... majoring in sport administration at LSU... born May 2, 1995 in Baton Rouge.

Bain's LSU Career Statistics

Year	ERA	W	L	App	GS	CG	SHO	CBO	SV	IP	H	R	ER	BB	SO	2B	3B	HR	BFB/Avg	WP	HBP	BK	SFA	SHA
2015	3.95	2	3	21	6	0	2	0	54.2	45	29	24	23	56	8	2	4	235	.216	5	3	1	0	1
2016	4.60	4	0	20	2	0	1	0	29.1	27	15	15	14	32	7	0	2	125	.250	4	2	0	1	0
TOTAL	4.18	6	3	41	8	0	3	0	84.0	72	44	39	37	88	15	2	6	360	.228	9	5	1	1	1

Bain's LSU Career Highs

- Innings: 6.2 at Alabama (4/4/15)
- Strikeouts: 9 at Alabama (4/4/15)
- Hits Allowed: 6 vs. Auburn (4/11/15)
- Runs: 5 vs. Texas A&M (4/25/15)
- Earned Runs: 4 twice; most recently vs. Arkansas (5/21/15)
- Walks: 4 twice; most recently vs. Texas A&M (4/25/15)





27 Matthew Beck

RH Pitcher
6-7, 228, R-R, Fr., HS
Alexandria, La. (Alexandria HS)

Excellent pitcher with as much upside as any of the LSU newcomers with a fastball that sits in the 90 mph range ... chose to play baseball at LSU over continuing his football career at a number of Division 1 football programs as a quarterback.

Prior to LSU

A three-year starter at pitcher, third base and shortstop at Alexandria Senior High School ... collected 225 strikeouts on the mound in 128 innings during his career at Alexandria Senior High ... was ranked as the No. 8 college prospect in the state of Louisiana ... voted the District Pitcher of the Year in 2016 and was a three-time All-State, All-District and All-Central Louisiana selection ... posted a 4-2 record in his senior year with a 2.10 ERA and 87 strikeouts in 56 innings; also batted .427 on the year ... named All-State at quarterback for the Alexandria High football team, throwing for over 3,300 yards and 40 TDs in 2015 ... the All-Central Louisiana MVP in both football and baseball in 2015-16 ... graduated in the National Honor Society with a 4.0 GPA

Personal

Full name is Matthew Coates Beck ... parents are Rick and Debbie Beck ... father is in sales; mother, who attended LSU, is a teacher at Alexandria Senior High School ... has one younger brother, Michael ... on attending LSU - "It was the only thing I imagined myself doing growing up, and it's a great place for my family to be" ... majoring in business administration at LSU ... born February 16, 1998, in Alexandria, La.

Breaux's LSU Career Highs

At-Bats: 4 vs. Sacramento State (2/27/16)
Hits: 3 vs. Arkansas (5/7/16)
Runs Scored: 1 several times; most recently vs. Utah Valley (6/3/16)
Doubles: 1 vs. Arkansas (5/7/16)
Triples: none
Home Runs: none
RBI: 2 twice; most recently vs. Arkansas (5/8/16)



6 Brennan Breaux

Outfielder
6-0, 180, L-L, So., 1L
Scott, La. (St. Thomas More HS)

SEC Co-Freshman of the Week (May 9, 2016)

A speedy, instinctive outfielder with excellent hitting skills who will contend for significant playing time this season ... helped lead St. Thomas More High School in Lafayette, La., to back-to-back Class 4A state championships

2016 Season

Played in 49 games as a reserve outfielder/pinch runner, batting .139 (5-for-36) with one double, five RBI, 12 runs and three stolen bases ... made three starts in left field during the season ... named SEC Co-Freshman of the Week on May 9 after he helped lead LSU to a three-game series sweep over Arkansas (May 6-8), batting .667 (4-for-6) in the series with one double, four RBI and a .714 on-base percentage ... Breaux entered Saturday's Game 2 in the sixth inning and responded by going 3-for-3 at the plate, including a two-run double in the bottom of the ninth inning ... the double highlighted a four-run rally to send the contest into extra innings before LSU won in 10 innings, 10-9 ... Breaux started in left field in Game 3 of the Arkansas series (May 8), and he responded by delivering a two-out, two-run single that scored two runs in the second inning and proved to be the game-winning hit in the Tigers' 7-1 victory.

Prior to LSU

A 2015 Perfect Game and Louisville Slugger All-American ... batted .414 in 2015 with 27 RBI, 14 doubles, three triples and three homers, while also posting a 9-1 mark and a 2.66 ERA with 68 strikeouts in 47 innings on the mound ... recorded 10 strikeouts against Teurlings Catholic in the 2015 Class 4A championship game, earning MVP honors ... earned 2015 All-State honors and was named District MVP ... posted a .376 career batting average and a 16-3 career pitching record with a 1.85 ERA over three seasons ... fired three career no-hitters, a St. Thomas More school record ... batted .379 as a junior, striking out only nine times in 103 at-bats ... also played quarterback for the St. Thomas More HS football team.

Personal

Full name is Brennan James Breaux ... parents are Brian and Michelle Breaux ... father is an oilfield salesman, mother is a district judge ... has one younger sibling, Avery ... grandfather played college basketball at Louisiana-Lafayette ... majoring in business administration at LSU ... born September 25, 1996, in Lafayette, La.

Breaux's LSU Career Statistics

Year	Avg	GP	GS	AB	R	H	2B	3B	HR	RBI	TB	SLG%	BB	HBP	SO	GDP	OB%	SF	SH	SB	ATT	P	A	E	FLD%
2016	.139	49	3	36	12	5	1	0	5	6	6	.167	5	2	8	0	.279	0	3	4	20	0	0	1.000	



29 Nick Bush

LH Pitcher
6-1, 193, L-L, Fr., RS
Leesburg, Ga. (Lee County HS)

Outstanding left-handed pitcher that loves to compete and has a strong presence on the mound ... works in the upper 80s to low 90s ... best pitch is a tight-spinning, late-breaking curveball that has big swing-and-miss capabilities ... received a medical redshirt in 2016 after undergoing Tommy John surgery on his pitching elbow.

2016 Season

Did not pitch in 2016 and received a medical redshirt after Tommy John surgery was performed on his left elbow.

Prior to LSU

A 2015 Perfect Game and Under Armour All-American ... rated No. 224 among Perfect Game Top High School Prospects ... worked 25 innings as a senior in 2015, allowing just 12 hits and recording a 1.12 ERA with 39 strikeouts ... recorded a 0.33 ERA as a junior in 2014 ... earned 2014 first-team all-Region honors ... represented Team Georgia during his junior year at the Sunbelt Classic in Oklahoma ... participated in the East Coast Pro Showcase.

Personal

Full name is Nicklaus Conner McLeod Bush ... parents are Chad and Tracy Bush ... father is a dentist, mother is a homemaker ... has three older siblings ... on his decision to attend LSU - "I chose LSU because of its rich tradition, great fan support and unmatched facilities. I also feel that (pitching) coach (Alan) Dunn would best prepare me for professional baseball" ... majoring in sport administration at LSU ... born August 23, 1996.



32 Alden Cartwright

RH Pitcher
6-0, 192, R-R, Sr., 3L
Baton Rouge, La. (Runnels HS)

Talented pitcher who suffered a season-ending elbow injury on April 3 of last season at Auburn ... has had Tommy John surgery performed on his elbow and may be able to return to the mound for the 2017 season ... features a fastball that approaches 90 mph and utilizes his 12-6 breaking ball in any count ... has made significant contributions both as a starter and reliever in his three seasons at LSU ... knows how to pitch "backwards" and spin the ball in hitters' counts to keep them off balance ... coached by former LSU second baseman Tookie Johnson (1988-91) at Runnels High School.

2016 Season

Appeared in 11 games (two starts) before suffering a season-ending elbow injury at Auburn (April 3) ... posted a 3-0 mark and a 2.93 ERA in 15.1 innings with four walks and 13 strikeouts ... earned win versus UL-Lafayette on March 22 in the annual Wally Pontiff Jr. Classic in Metairie, La. - limited the Cajuns to no hits in 1.1 scoreless innings with three strikeouts ... picked up a relief win at Nicholls State (March 2), firing three scoreless innings and allowing three hits with one walk and three strikeouts ... the winning pitcher in LSU's season-opening, 12-inning victory over Cincinnati (Feb. 19), as he worked two scoreless innings, allowing no hits with one walk and two strikeouts.

2015 Season

Pitched in 26 games (one start), working 20 innings while recording 29 strikeouts and only four walks ... started LSU's opening NCAA regional game versus Lehigh (May 29); worked a perfect first inning with one strikeout before game was interrupted by rain - LSU went on to secure a 10-3 victory ... fired a scoreless relief inning at South Carolina (May 16), allowing no hits with two strikeouts ... season-high three strikeouts in 1.1 relief innings at Alabama on April 4 in 13-inning LSU win ... also recorded three strikeouts in one inning versus Nicholls State (Feb. 18).

2014 Season

Appeared in 21 games (seven starts), posting a 1-1 mark and a 2.41 ERA in 33.2 innings with 13 walks and 25 strikeouts ... the starting pitcher in LSU's SEC Tournament championship game win over Florida (May 25), allowing no runs on one hit in four innings ... pitched four innings in starting role at Texas A&M (May 4), limiting Aggies to one run on three hits with two walks and two strikeouts ... excellent outing in first career SEC start at Ole Miss (April 19) - worked four innings, allowing just two singles with no walks and two strikeouts; he retired the first 10 Rebel batters that he faced ... suffered a shoulder injury at Vanderbilt March 15; was out for two weeks before returning to the mound for a 0.1 inning March 30 at Florida ... made two appearances in the Miss. State series (April 5-6), working a total of 1.1 innings with no runs on one hit, one walk and one strikeout ... pitched 2.1 innings vs. McNeese State (April 2), allowing one run on two hits with one strikeout ... worked two innings vs. Southern (March 12), allowing no runs on one hit with season-best four strikeouts.

Prior to LSU

Posted 18 wins and 10 saves during his four-year career at Runnels High School ... completed his career with 344 strikeouts and only 94 walks; posted a 3.62 career ERA ... recorded 103 strikeouts and a 1.75 ERA as a junior; 105 strikeouts and a 2.47 ERA as a senior ... 2013 MVP of the Louisiana High School All-Star Game ... 2012 First-Team All-State and District MVP ... earned first-team all-district honors in each of his four high school seasons

Personal

Full name is William Alden Cartwright ... parents are Mark and Libby Cartwright ... father is a nursing homes administrator and mother is a teacher ... has two older brothers, Hunter and Paul, and an older sister, Chelsie ... says that "growing up in Baton Rouge made playing at LSU my dream" ... majoring in business administration at LSU ... born November 8, 1994 in Baton Rouge.

Cartwright's LSU Career Statistics

Year	ERA	W	L	App	GS	CG	SHO	CBO	SV	IP	H	R	ER	BB	SO	2B	3B	HR	BF	B/Avg	WP	HBP	BK	SFA	SHA
2014	2.41	1	1	21	7	0	0	5	0	33.2	28	12	9	13	25	2	0	3	142	.228	2	4	0	1	1
2015	4.05	0	0	26	1	0	0	2	0	20.0	24	11	9	4	29	6	1	1	91	.286	1	2	0	0	1
2016	2.93	3	0	11	2	0	0	0	0	15.1	11	5	5	4	13	1	1	2	62	.196	0	2	0	0	0
TOTAL	3.00	4	1	58	10	0	0	7	0	69.0	63	28	23	21	67	9	2	6	295	.240	3	8	0	1	2

Cartwright's LSU Career Highs

- Innings: 4 three times; most recently vs. Florida (5/25/14)
- Strikeouts: 4 vs. Southern (3/12/14)
- Hits Allowed: 5 vs. Alabama (5/10/14)
- Runs: 3 twice; most recently vs. Alabama (5/10/14)
- Earned Runs: 2 five times; most recently vs. Louisiana Tech (3/8/16)
- Walks: 4 vs. Florida (5/25/14)



13

Nick Coomes

Infielder/Catcher
5-11, 196, R-R, Jr. JC
Baton Rouge, La. (Catholic HS/LSU-Eunice)

An offensive player that put up tremendous numbers in junior college ... will provide veteran experience and right-handed power to the Tigers' lineup ... helped lead LSU-Eunice over the past two seasons to a 100-16 record, serving as the team captain in 2016 ... teammate of LSU catcher Jordan Romero at Catholic High School in Baton Rouge and at LSU-Eunice.

Prior to LSU

Batted .359 in 2016 at LSU-Eunice with 13 homers, 25 doubles, 81 RBI, 76 runs and 15 stolen bases ... named 2016 JUCO All-American and All-Region and was ranked No. 18 among Top 100 JUCO prospects ... helped lead LSU-Eunice to the 2015 JUCO national championship, batting .299 with five homers and 18 doubles ... earned All-State, All-Metro and All-District honors at Catholic High School; helped lead the Bears to the 2013 state championship ... received high school Gold Glove recognition at catcher in 2014 ... also played quarterback for the Catholic High football team.

Personal

Full name is Nicholas James Coomes ... parents are Richard and Tracy Coomes, who are both in the sales profession ... has one older sister, Taylor ... chose to attend LSU "to get an education and to be a part of the winning tradition of LSU Baseball" ... majoring in business administration at LSU ... born March 22, 1996, in Edmond, Okla.



7

Greg Deichmann

Outfielder
6-2, 209, L-R, Jr., 2L
Metairie, La. (Brother Martin HS)

2016 NCAA Baton Rouge Regional Most Outstanding Player
2016 SEC Academic Honor Roll
2015 SEC First-Year Academic Honor Roll

MLB Draft: 26th Round in 2016 (Minnesota)

Very talented player who is projected as the starter in right field in 2017 after working as LSU's starting first baseman last season ... a five-tool performer that possesses all of the physical attributes to become a great player; biggest tool is his power, as indicated by leading the state of Louisiana in home runs for three straight years in high school ... participated in the annual College Home Run Derby in July 2016 at TD Ameritrade Park in Omaha, Neb. ... a member of the 2016 SEC Academic Honor Roll as a business administration major.

2016 Season

Played in 64 games (50 starts at 1B, seven starts at DH, five starts at 3B) ... batted .288 (68-for-236) with 14 doubles, three triples, 11 homers, 57 RBI, 45 runs and five stolen bases ... finished No. 7 in the SEC in both home runs and RBI ... a .363 (29-for-80) hitter with runners in scoring position ... collected 26 RBI in his final 21 games of the 2016 season ... LSU's leading hitter in postseason games (SEC and NCAA Tournament combined), batting .385 (15-for-39) with one double, five homers, 16 RBI and seven runs ... batted .522 (12-for-23) in LSU's six NCAA Tournament games with four homers, 13 RBI and four runs ... named the Most Outstanding Player of the NCAA Baton Rouge Regional, batting .600 (9-for-15) with three homers, 10 RBI, three runs scored and a .647 on-base percentage ... launched a two-run homer in the seventh inning of the regional championship game vs. Rice (June 7), erasing a 2-1 deficit as the Tigers went on to a 5-2 win ... belted an inside-the-park grand slam in LSU's first regional win over Rice (June 5), giving the Tigers a 4-0 lead in an eventual 4-2 win over the Owls ... launched a game-tying solo home run to lead off the bottom of the ninth inning of LSU's SEC Tournament opener vs. Tennessee (May 24); the Tigers went on to score another run in the ninth to post a 5-4 win ... batted .364 (4-for-11) in the Florida series (May 19-21) with one double, four RBI and one run scored; ripped a three-run double in the fifth inning of LSU's Game 1 win over the Gators ... 2-for-4 at Tennessee (May 15) with a triple, two RBI and one run; broke a 6-6 tie with an RBI single in the eighth inning, providing the eventual game-winning hit in a 10-7 LSU victory ... blasted a three-run homer vs. Southeastern Louisiana on April 20 to help lead LSU to an 11-4 win ... batted .500 (6-for-12) in the Vanderbilt series (April 7-9) with three doubles, three RBI and two runs ... hit .400 (4-for-10) in the Texas A&M series (March 24-26) with one homer, one RBI and two runs ... his homer in Game 3 of the Texas A&M series was his third of the season and his first career dinger in an SEC game ... hit .375 (3-for-8) in the Alabama series (March 19-20) with two doubles and one run scored ... Deichmann provided a single as the second batter in the eighth inning on March 20 to help trigger LSU's six-run rally and erase a 4-1 deficit en route to a 7-5 win ... unloaded first career collegiate home run in Feb. 20 win over Cincinnati.

2015 Season

Played in 10 games as a pinch-hitter for the Tigers, scoring one run and recording three walks in eight official at-bats.

Prior to LSU

A 2014 Louisville Slugger, Under Armour and Rawlings All-American ... a three-time All-State, All-Metro and All-District player and the 2014 Metro Player of the Year ... launched 29 career home runs and is the Brother Martin High School career homers leader with 29 dingers ... named to the 2014 Max Preps Top 100 Baseball Seniors list ... rated among Baseball America's Top 500 prospects ... the Brother Martin High School Crimson Shield Leadership Award winner ... a four-year Honor Roll student.

Personal

Full name is Gregory Arthur Deichmann Jr. ... parents are Greg and Angela Deichmann ... has one older sister, Hailey ... majoring in business administration at LSU ... born May 31, 1995.

Deichmann's LSU Career Statistics

Year	Avg	GP	GS	AB	R	H	2B	3B	HR	RBI	TB	SLG%	BB	HBP	SO	GDP	OB%	SF	SH	SB	ATT	PO	A	E	FLD%
2015	.000	10	0	8	1	0	0	0	0	0	0	.000	3	0	1	1	.273	0	0	0	0	0	0	.000	
2016	.288	64	62	236	45	68	14	3	11	57	121	.513	19	3	41	3	.346	2	0	5	11	392	37	.982	
TOTAL	.279	74	62	244	46	68	14	3	11	57	121	.496	22	3	42	4	.343	2	0	5	11	392	37	.982	

Deichmann's LSU Career Highs

- At-Bats: 6 twice; most recently vs. Florida (5/25/16)
- Hits: 3 three times; most recently vs. Rice (6/7/16)
- Runs Scored: 3 at Missouri (4/17/16)
- Doubles: 2 vs. Vanderbilt (4/7/16)
- Triples: 1 three times; most recently at Tennessee (5/15/16)
- Home Runs: 1 several times; most recently vs. Coastal Carolina (6/11/16)
- RBI: 4 twice; most recently vs. Rice (6/5/16)



Greg Deichmann competed in the College Home Run Derby last summer in Omaha.



20
Antoine Duplantis
 Outfielder
 5-11, 179, L-L, So., 1L
 Lafayette, La. (Lafayette HS)

- 2016 Freshman All-American (Collegiate Baseball, NCBWA, Perfect Game)
- 2016 Freshman All-SEC
- SEC Freshman of the Week (May 23, 2016)
- 2016 First-Team All-Louisiana

Exceptional player who had a superb true freshman season at LSU as the Tigers' starting rightfielder ... projected to be LSU's starting centerfielder in 2017 ... has a sweet swing to hit the ball with authority and is a speedy playmaking outfielder ... comes from a storied family lineage of track athletes - his father, Greg, mother, Helena, and older brother, Andreas, all enjoyed distinguished careers as part of the LSU Track and Field program.

2016 Season

Started all 66 of LSU's games in right field, batting .327 (89-for-272) with nine doubles, five triples, two homers, 39 RBI, 45 runs and 13 stolen bases ... finished No. 2 in the SEC in base hits with 89, trailing only SEC Player of the Year Boomer White of Texas A&M, who had 100 ... Duplantis also finished No. 5 in the league in triples (5) ... posted a 14-game hit streak that ended on April 24 vs. Miss. State; also had a 19-game streak to start the season ... batted .400 (8-for-20) in the SEC Tournament with one double, one RBI and one run scored ... named SEC Freshman of the Week on May 23 after batting .455 (5-for-11) in the Tigers' series victory over top-ranked Florida (May 19-21) with one RBI, one run, three walks and a .571 on-base percentage ... 3-for-5 with a triple, one RBI and two runs in win over Northwestern State (May 17) ... unloaded a three-run dinger in the eighth inning at Tennessee (May 15), increasing LSU's lead from 7-6 to 10-6 in an eventual 10-7 LSU victory; Duplantis was 2-for-5 in the game with four RBI ... launched his first career home run on April 22 versus Mississippi State, a grand slam in the seventh inning that reduced a 9-4 deficit to 9-8 ... finished with a career-best five RBI in the April 22 Miss. State contest ... hit .500 (6-for-12) in the Vanderbilt series (April 7-9) with three RBI, five runs, two steals and a .571 on-base percentage ... posted a 19-game hitting streak to start the season; the streak was the third-longest by an LSU freshman over the past 20 seasons (SS Alex Bregman - 23 games in 2013; OF Blake Dean - 20 games in 2007) ... Duplantis hit .397 during the 19-game streak with six doubles, two triples, 10 RBI, 14 runs and seven steals in seven attempts ... led LSU to a series victory over Sacramento State (Feb. 26-28), batting .545 (6-for-11) with two doubles, two RBI and three runs scored ... he also walked once and did not strike out in 11 at-bats in the series ... 4-for-5 in Feb. 27 game vs. Sacramento State with two doubles, one RBI and one run

Prior to LSU

Earned first-team All-State, All-Acadiana and All-District honors during his high school career at Lafayette High ... batted .453 in 2015 with 11 doubles, five triples, six homers, 51 runs, 30 RBI, 27 steals, a .559 on-base percentage and 22 extra-base hits ... struck out only five times in 145 plate appearances

Personal

Full name is Antoine Gregory Duplantis ... parents are Greg and Helena Duplantis ... both parents were student-athletes at LSU - mother Helena Duplantis, a native of Sweden, competed in the heptathlon and played volleyball; father Greg Duplantis was an All-SEC and All-American pole vaulter for the Tigers, competing from 1982-86; brother Andreas Duplantis competed as a pole vaulter for LSU from 2012-15 ... also has a younger brother, Armand, and a younger sister, Johanna ... on joining the LSU program - "My family all went to school

here, and, of course, LSU is the best program in the country with the best fan base" ... majoring in sport administration at LSU ... born September 9, 1996 in Lafayette, La.

Duplantis' LSU Career Statistics

Year	Avg	GP	GS	AB	R	H	2B	3B	HR	RBI	TB	SLG%	BB	HBP	SO	GDP	OB%	SF	SH	SB	ATT	PO	A	E	FLD%
2016	.327	66	66	272	45	89	9	5	2	39	114	.419	33	2	25	2	.404	0	4	13	20	148	9	2	.987

Duplantis' LSU Career Highs

- At-Bats: 7 vs. Florida (5/25/16)
- Hits: 4 twice; most recently vs. Florida (5/20/16)
- Runs Scored: 3 twice; most recently vs. Grambling State (4/13/16)
- Doubles: 2 twice; most recently vs. Coastal Carolina (6/12/16)
- Triples: 1 five times; most recently vs. Northwestern State (5/17/16)
- Home Runs: 1 twice; most recently at Tennessee (5/15/16)
- RBI: 5 vs. Mississippi State (4/22/16)



46
Blair Frederick
 LH Pitcher
 6-0, 193, L-L, Fr., HS
 New Orleans, La. (Brother Martin HS)

Very athletic pitcher that developed into the top high school left-handed pitcher in the state of Louisiana ... usually pitches in the low 90s and has flashed 94 mph on multiple occasions ... best pitch is his plus slider that is a true swing-and-miss pitch.

Prior to LSU

A 2016 and 2015 all-state selection at Brother Martin High School in New Orleans ... posted a 7-3 mark in 2016 with 96 strikeouts in 62.2 innings while also batting .370 ... voted the 2016 New Orleans Archdiocese MVP ... registered a 6-3 mark in 2015 with 75 strikeouts in 54 innings and led Brother Martin High to its first state semifinal game in 15 years.

Personal

Full name is Blair St. Charles Frederick ... parents are Rivers and Linda Frederick ... father is a supply chain manager, mother is the director of student support services at Southern University-New Orleans ... majoring in business administration at LSU ... born November 29, 1997, in New Orleans.



8
Cole Freeman
 Infielder
 5-9, 174, R-R, Sr., 1L
 Mandeville, La. (Lakeshore HS/Delgado CC)

- 2016 SEC Academic Honor Roll
- 2016 SEC All-Defensive Team
- 2016 Second-Team All-Louisiana

MLB Draft: 18th Round in 2016 (Los Angeles Dodgers)

Superb player who returns for his second season as LSU's starting second baseman ... displays an all-out hustling style of play, great infield defense, outstanding speed on the base paths, and excellent hitting ability ... the prototypical "table-setter" on offense that can put a lot of pressure on the other team with his bunting and base-stealing ability ... also has the skill to make extraordinary plays on defense ... will have the honor of wearing jersey No. 8 for the Tigers this season, a jersey that is given each season to a player who exemplifies the spirit of the LSU program ... the tradition began with outfielder Mikie Mahtook (2009-11) and has continued with first baseman Mason Katz (2012-13), shortstop

Alex Bregman (2014-15) and outfielder Jake Fraley (2016) ... Freeman was named a Cape Cod League All-Star in the summer of 2016 while playing with the Wareham (Mass.) Gatemen ... won the Cape Cod League batting title, hitting .374 in 29 games with 43 hits, five doubles, six RBI, 23 runs and 13 stolen bases ... a member of the 2016 SEC Academic Honor Roll as an interdisciplinary studies major.

2016 Season

Started all 66 of LSU's games (59 at second base, five at shortstop, two at third base) and was the Tigers' leading hitter, batting .329 (71-for-216) with seven doubles, three triples, one homer, 27 RBI, 46 runs and 26 stolen bases ... finished No. 3 in the SEC in stolen bases with 26, and he was No. 12 in the league in on-base percentage (.427) ... batted .391 (27-for-69) in LSU's last 22 games with two doubles, one triple, one homer, 11 RBI, 16 runs and six steals ... hit .571 (4-for-7) in the NCAA Super Regional versus Coastal Carolina (June 11-12) with one double, one RBI and three runs ... batted .368 (7-for-19) in LSU's six NCAA Tournament games (Regional and Super Regional) with one double, two RBI, two steals and three runs ... hit .320 (31-for-97) in SEC regular-season games with three doubles, two triples, one homer, 12 RBI, 24 runs and 11 steals ... batted .400 (4-for-10) in the Florida series (May 19-21) with one double, one RBI and four runs ... hit .571 (4-for-7) in the Tennessee series (May 13-15) with one triple, one homer, three RBI, four runs, four walks and a .750 on-base percentage ... batted .500 (5-for-10) in the Arkansas series with two RBI and two runs scored ... hit .444 (4-for-9) against Auburn (April 1-3) with one RBI, two steals and four runs scored ... 2-for-3 in March 25 win at Texas A&M with one double and two runs scored ... batted .429 (6-for-14) in LSU's series victory over Ball State (March 11-13) with one double, three RBI, four runs and three stolen bases ... led the Tigers' to a three-game series sweep over Fordham, batting .714 (5-for-7) with one RBI, three runs, four walks, two steals and a .750 on-base percentage.

Prior to LSU

Earned 2015 NJCAA Gold Glove recognition at second base for Delgado CC ... recorded a .988 fielding percentage with just two errors ... a 2015 NJCAA All-American, batting .385 and raising his average 130 points from the previous season ... recorded 55 runs, two homers and 23 RBI while stealing 15 bases in 2015 ... posted a .344 career batting average at Lakeshore High School in Mandeville, La., with 51 stolen bases, 18 doubles, six triples and just 16 strikeouts in 317 plate appearances ... earned All-State and All-District recognition in high school ... also a three-year All-District performer for the Lakeshore HS basketball team as a point guard.

Personal

Full name is Cole Sean Freeman ... parents are Sean and Kellie Freeman ... father is a residential appraiser, mother is a manager for Allstate ... has one younger sister, Kacey ... on joining the LSU program - "Growing up, it was always my dream to play at LSU. I was told, because of my size, that I wouldn't be able to play here, so I wanted to prove to everyone who thought that way that they were wrong" ... majoring in interdisciplinary studies at LSU ... born September 27, 1994 in Metairie, La.

Freeman's LSU Career Statistics

Year	Avg	GP	GS	AB	R	H	2B	3B	HR	RBI	TB	SLG%	BB	HBP	SO	GDP	OB%	SF	SH	SB	ATT	PO	A	E	FLD%
2016	.329	66	66	216	46	71	7	3	1	27	87	.403	32	6	23	2	.427	1	9	26	35	124	174	9	.971

Freeman's LSU Career Highs

At-Bats:	vs. Florida (5/25/16)
Hits:	3 four times; most recently vs. Coastal Carolina (6/11/16)
Runs Scored:	3 twice; most recently vs. Florida (5/20/16)
Doubles:	1 several times; most recently vs. Coastal Carolina (6/12/16)
Triples:	1 three times; most recently at Tennessee (5/15/16)
Home Runs:	1 at Tennessee (5/13/16)
RBI:	2 three times; most recently at Tennessee (5/15/16)



41
Caleb Gilbert
RH Pitcher
6-2, 179, R-R, So., 1L
Hoover, Ala. (Hoover HS)

2016 SEC First-Year Academic Honor Roll

Talented right-handed pitcher that worked significant innings last season as both a starter and reliever ... throws in the 92-94 mph range, and he could gain more velocity with continued physical maturity ... his slider is a plus strikeout pitch ... a member of the SEC First-Year Academic Honor Roll as a civil engineering major.

2016 Season

Appeared in 25 games (five starts), posting a 4-4 mark and a 5.04 ERA in 44.2 innings with 22 walks and 43 strikeouts ... pitched effectively in SEC Tournament start vs. Florida (May 28), allowing just one run on five hits in a career-high 5.2 innings with three walks and three strikeouts ... earned win in first career college start vs. Arkansas (May 8), allowing no runs on five hits in five innings with one walk and two strikeouts ... picked up relief win on March 25, blanking Texas A&M over the final 1.1 innings with one hit, one walk and three strikeouts ... Gilbert fanned Texas A&M rightfielder Nick Banks for the final out in the bottom of the ninth with runners on the corners to secure the 3-2 LSU victory ... earned a relief win on March 20 versus Alabama in SEC career debut ... Gilbert fired 46 pitches over 2.1 innings, limiting the Crimson Tide to one run on three hits with two walks and four strikeouts ... earned his first collegiate win on March 5 over Fordham, as he worked 2.1 shutout innings in relief ... entered the game in the seventh inning with the bases loaded and LSU trailing 7-3; struck out the first batter he faced to end the inning ... allowed two hits in the March 5 outing with one walk and two strikeouts as he finished the game and preserved the 10-7 victory.

Prior to LSU

Named at 2015 Perfect Game All-American ... voted to the 2015 Birmingham News All-Metro Team; also earned All-District recognition ... posted an 8-2 record in 2015 with a 1.22 ERA and 68 strikeouts in 57 innings ... completed his career as the all-time wins leader at Hoover HS with 16 victories ... recorded a combined 150 strikeouts in his sophomore and senior seasons (missed junior season due to Tommy John surgery) ... recorded an 8-2 mark as a sophomore in 2013 with a 1.54 ERA and 84 strikeouts in 68 innings ... member of the National Honor Society with a 4.0 GPA



Personal

Full name is Caleb Coors Gilbert ... parents are Paul and Lynda Gilbert ... father is head of sales in the steel business ... both father and mother attended LSU ... on joining the LSU program - "It has always been a dream of mine to play for LSU, I grew up a huge LSU sports fan. Once they started recruiting me, the fans, coaches, and the tradition of this program really solidified my decision" ... majoring in civil engineering at LSU ... born February 10, 1997, in Houston, Texas.

Gilbert's LSU Career Statistics

Year	ERA	W	L	App	GS	CG	SHO	CBO	SV	IP	H	R	ER	BB	SO	2B	3B	HR	BF	B/Avg	WP	HBP	BK	SFA	SHA
2016	5.04	4	4	25	5	0	0	1	1	44.2	55	30	25	22	43	9	0	2	203	.313	6	0	0	2	3

Gilbert's LSU Career Highs

Innings:	5.2 vs. Florida (5/28/16)
Strikeouts:	5 vs. Sacramento State (2/27/16)
Hits Allowed:	5 four times; most recently vs. Florida (5/28/16)
Runs:	4 twice; most recently vs. Florida (5/21/16)
Earned Runs:	4 twice; most recently vs. Florida (5/21/16)
Walks:	3 twice; most recently vs. Florida (5/28/16)



38
Zack Hess
RH Pitcher
6-6, 216, R-R, Fr., HS
Forest, Va. (Liberty Christian Academy)

MLB Draft: 35th Round in 2016 (New York Yankees)

One of the top power arms in America that came to LSU after being drafted by the New York Yankees ... has the potential to make an immediate impact on the Tiger pitching staff ... has two plus pitches -- his fastball which has been up to 96 mph and a wipeout slider that gives him the potential to be in the same conversation as LSU greats like Kevin Gausman, Aaron Nola and Alex Lange by the time he finishes his college career ... works on the mound with intense focus and a lot of competitive zeal.

Prior to LSU

Named a 2016 Perfect Game first-team All-American ... rated among Baseball America's Top 400 college prospects ... posted a 7-1 record in his senior year at Liberty Christian Academy with a 0.60 ERA, 110 strikeouts and 11 walks in 58.2 innings ... a two-time first-team all-state selection in Virginia.

Personal

Full name is Zachary Tyler Hess ... parents are Karl and April Hess ... father is a family and marriage counselor, and he works as an NCAA Division I basketball official; mother is a real estate agent ... father played basketball at Liberty University from 1976-80 ... has one older brother, Nate ... says he chose to attend LSU for the opportunity to work with pitching coach Alan Dunn and the chance to win a national championship ... majoring in business administration at LSU ... born February 25, 1997, in Lynchburg, Va.



24

Beau Jordan

Outfielder
5-9, 202, R-R, Jr., 2L
Lake Charles, La. (Barbe HS)

Projects as LSU's starter in left field for the second straight season ... plays a winning brand of baseball and impacts the lineup because of his versatility; greatest attribute is his offensive talent and knack for making things happen, reaching base safely and driving in runs ... has an aggressive approach with a compact swing that also exhibits extension through the zone which allows him to drive the ball.

2016 Season

Played in 65 games (63 starts), batting .286 (64-for-224) with nine doubles, four homers, 39 RBI, 31 runs and five stolen bases ... hit .291 (32-for-110) in SEC regular-season games with three doubles, three homers, 16 RBI and 13 runs ... LSU's leading hitter in the SEC Tournament, batting .462 (6-for-13) with one run scored and a .533 on-base percentage ... provided a two-run double in six-run LSU first inning in win at Tennessee (May 14) ... launched the first grand slam of his college career on April 16 at Missouri; posted a career-high five RBI in the game ... 3-for-5 in Game 1 of Vanderbilt series (April 7) with one double, one homer and two RBI ... batted .400 (4-for-8) in the Auburn series (April 1-3) with one homer, two RBI, and one run scored ... 4-for-5 with two RBI and two doubles in win over Fordham (March 5) ... collected a double and three RBI in win over Sacramento State (Feb. 28).

2015 Season

Played in 20 games (four starts), batting .219 (7-for-32) with one double, four RBI and three runs scored ... started three games in left field and one game in right field ... contributed a double and an RBI in LSU's 8-5, 16-inning win at Alabama on April 2; made a game-saving defensive play in the bottom of the 14th, snaring a deep line drive above his head and doubling off a Bama base runner at first base to keep the scored tied at 5-5.

Prior to LSU

A 2014 Baseball America and Louisville Slugger All-American ... helped lead Barbe High School to the 2012 and 2014 state championships ... named state tournament MVP in 2014 ... a 2013 and 2014 All-State selection ... batted .398 in 2014 with 57 hits, 58 runs, 12 doubles, 12 homers, 43 RBI and 37 stolen bases ... a .379 career hitter in high school (182-for-480) with 46 doubles, 27 homers, 147 RBI, 163 runs and 102 stolen bases ... a 2012, 2013 and 2014 All-Southwest Louisiana and All-District selection ... also played linebacker for the Barbe High football team.

Personal

Full name is Beau James Jordan ... parents are Brad and Lori Jordan ... twin brother, Bryce, is his LSU teammate ... also has a younger brother, Brock ... grandfather, Joe Jordan, played football at Ole Miss and Southeastern Louisiana ... cousin, Pete Young, played baseball at Mississippi State and for the Montreal Expos ... chose to attend LSU because "it has always been a dream of mine to wear the purple and gold" ... majoring in business administration at LSU ... born September 5, 1995, in Lake Charles, La.

Beau Jordan's LSU Career Statistics

Year	Avg	GP	GS	AB	R	H	2B	3B	HR	RBI	TB	SLG%	BB	HBP	SO	GDP	OB%	SF	SH	SB	ATT	PO	A	E	FLD%
2015	.219	20	4	32	3	7	1	0	0	4	8	.250	5	2	9	1	.359	0	0	1	2	10	1	1	.917
2016	.286	65	63	224	31	64	9	0	4	39	85	.379	18	8	27	2	.354	4	2	5	6	85	1	1	.989
TOTAL	.277	85	67	256	34	71	10	0	4	43	93	.363	23	10	36	3	.355	4	2	6	8	95	2	2	.980

Beau Jordan's LSU Career Highs

At-Bats: 7 at Alabama (4/2/15)
Hits: 4 vs. Fordham (3/5/16)
Runs Scored: 2 four times; most recently at Tennessee (5/15/16)
Doubles: 2 vs. Fordham (3/5/16)
Triples: none
Home Runs: 1 four times; most recently at Missouri (4/16/16)
RBI: 5 at Missouri (4/16/16)



25

Bryce Jordan

Infielder/Catcher
5-9, 206, R-R, Jr., 2L
Lake Charles, La. (Barbe HS)

2016 First-Team All-SEC
2016 Second-Team All-Louisiana

A 2016 first-team All-SEC selection at the DH/utility position ... a player that encompasses versatility, and he is an on-base machine, leading the SEC in hit-by-pitches in 2016 with 23 ... named an All-Star in the 2016 Cape Cod summer league as a member of the Brewster (Mass.) Whitecaps.

2016 Season

Played in 58 games (54 starts), batting .293 (55-for-188) with seven doubles, five homers, 33 RBI and 40 runs ... started 39 games at DH and 15 at first base ... batted .333 (28-for-84) in SEC regular-season games (third on the team) with three doubles, four homers, 14 RBI and 18 runs ... led the SEC in hit-by-pitch as he was struck 23 times; the 23 HBP is the most by an LSU player since at least 1984 ... 5-for-11 in three games at Tennessee (May 13-15) with one homer, two RBI and two runs ... provided game-winning RBI at Notre Dame on May 11 (Game 2 of DH) with a two-run single in the top of the seventh inning to break a scoreless tie ... batted .455 (5-for-11) in Ole Miss series (April 28-30) with two doubles, one RBI and two runs scored ... 4-for-12 in Miss. State series (April 22-24); launched a two-run homer in Game 3 win over the Bulldogs ... batted .400 (4-for-10) in LSU's three-game sweep at Missouri (April 15-17) with two homers, eight RBI and three runs scored ... his three-run homer in the fifth inning in Game 1 highlighted a five-run inning as LSU erased a 2-1 deficit and went on to post a 7-5 victory ... Jordan drove in three runs in the Game 3 win at Mizzou with a two-run single and a solo homer ... batted .364 (4-for-11) in the Alabama series (March 19-20) with one double and two runs ... launched first career LSU home run on March 16 versus New Orleans.

2015 Season

Played in 21 games (three starts), batting .130 (3-for-23) with three doubles, six RBI and five runs scored ... posted back-to-back two-RBI games in LSU wins over Boston College (Feb. 20 and 21) ... collected a double and two RBI in LSU win at Georgia (April 18).

Prior to LSU

A 2014 Louisville Slugger All-American, a two-time Class 5A All-State selection and a three-time All-District selection ... helped lead Barbe HS to state titles in 2012 and 2014 ... batted .481 in 2014 with a .640 on-base percentage, 50 hits, 37 runs, 10 doubles, four homers, 29 RBI, 35 HBP and 21 stolen bases ... set high school national record for most times hit by pitch in a career (67) and in a season (35) ... MVP of 2012 State Championship Tournament ... also played defensive end for the Barbe High football team.

Personal

Full name is Bryce Ray Jordan ... parents are Brad and Lori Jordan ... twin brother, Beau, is his LSU teammate ... has one younger brother, Brock ... grandfather, Joe Jordan, played football for Ole Miss and Southeastern Louisiana ... chose to attend LSU because "it is one of the top programs in college baseball, and the atmosphere of 12,000 fans cheering you on every night is incredible" ... majoring in marketing at LSU ... born September 5, 1995, in Lake Charles, La.

Bryce Jordan's LSU Career Statistics

Year	Avg	GP	GS	AB	R	H	2B	3B	HR	RBI	TB	SLG%	BB	HBP	SO	GDP	OB%	SF	SH	SB	ATT	PO	A	E	FLD%
2015	.130	21	3	23	5	3	3	0	0	6	6	.261	3	3	10	0	.290	2	0	0	0	33	4	2	.949
2016	.293	58	54	188	40	55	7	0	5	33	77	.410	20	23	28	5	.419	3	3	0	2	109	10	0	1.000
TOTAL	.275	79	57	211	45	58	10	0	5	39	83	.393	23	26	38	5	.404	5	3	0	2	142	14	2	.987

Bryce Jordan's LSU Career Highs

At-Bats: 6 vs. Florida (5/25/16)
Hits: 3 twice; most recently at Tennessee (5/15/16)
Runs Scored: 3 twice; most recently vs. Grambling (4/13/16)
Doubles: 1 several times; most recently vs. Tennessee (5/24/16)
Triples: none
Home Runs: 1 five times; most recently at Tennessee (5/15/16)
RBI: 4 at Missouri (4/17/16)





40 Hunter Kiel

RH Pitcher
6-3, 221, R-R, Jr., JC
Florence, Ala. (Florence HS/Pensacola State)

MLB Draft: 29th Round in 2016 (Arizona)

One of the hardest throwing JUCO pitchers in the country... flashes a fastball up to 97 mph to go along with a tight slider. began his pitching career only two seasons ago at Pensacola (Fla.) State College ... projects as a candidate for the Tigers' closer role out of the bullpen.

Prior to LSU

Recipient of the National Junior College Athletic Association Superior Academic Achievement Award ... named to the 2016 All-Panhandle Conference Academic Team ... started 10 games and made two relief appearances in 2016 at Pensacola State ... in 41 innings of work, he allowed just 28 hits while striking out 54 batters.

Personal

Full name is Hunter Wade Kiel ... parents are Lisa Kiel and Cody Jacobs (mom and stepdad), and Kevin and Gina Kiel (dad and stepmom) ... has a younger sister, Claire, and a younger brother, Joseph; also has two stepisters, Lexi and Maggie ... on what influenced him to attend LSU - "the atmosphere, the fans, the opportunity to develop under (LSU pitching coach) Alan Dunn and the chance to win a National Championship" ... majoring in sport administration at LSU ... born July 18, 1996, in Florence, Ala.



35 Alex Lange

RH Pitcher
6-3, 199, R-R, Jr., 2L
Lee's Summit, Mo. (Lee's Summit West HS)

- 2016 NCAA Regional All-Tournament Team**
- SEC Pitcher of the Week (Feb. 22, 2016)**
- 2016 SEC Academic Honor Roll**
- 2016 First-Team All-Louisiana**
- 2015 First-Team All-American (Collegiate Baseball, Baseball America, NCBWA, Perfect Game)**
- 2015 National Freshman Pitcher of the Year (Collegiate Baseball, NCBWA)**
- 2015 Second-Team All-American (ABCA, D1 Baseball)**
- 2015 First-Team Freshman All-American (Collegiate Baseball, NCBWA, Baseball America)**
- 2015 First-Team ABCA All-South Region**
- 2015 SEC First-Year Academic Honor Roll**
- 2015 First-Team All-SEC**
- 2015 SEC Freshman of the Year**
- 2015 NCAA Baton Rouge Regional All-Tournament Team**
- 2015 Corbett Award Winner**
- 2015 Louisiana Pitcher and Freshman of the Year**
- Collegiate Baseball National Player of the Week (March 16, 2015)**
- Three-time SEC Freshman of the Week in 2015**

Returns for his junior season as one of the best pitchers in the nation ... earned 2015 first-team all-America and National Freshman Pitcher of the Year honors ... a tough competitor who possesses a low 90s fastball with good life down in the zone ... has a power slider that is a legitimate out pitch ... a member of the 2016 SEC Academic Honor Roll as a marketing major ... made three appearances (one start) on the mound for the USA Collegiate National Team in the summer of 2016, allowing just two hits in nine scoreless innings with one walk and seven strikeouts.

2016 Season

Started 17 games in LSU's weekend rotation, posting an 8-4 mark and a 3.79 ERA in 111.2 innings with 49 walks and 125 strikeouts while limiting opponents to a .226 batting average ... finished No. 2 in the SEC in innings pitched and No. 4 in the league in strikeouts ... posted an NCAA Regional win over Rice (June 5), limiting the Owls to two runs on five hits in eight innings with two walks and 10 strikeouts - he fired 112 pitches in the outing and was named to the NCAA Regional All-Tournament Team ... excellent outing in SEC Tournament vs. Florida (May 25), limiting the Gators to two runs on five hits in seven innings with three walks and 11 strikeouts, tying his season high in strikeouts ... recorded a win at Tennessee (May 13), limiting the Vols to one run on four hits in eight innings with seven strikeouts - threw a season-high 121 pitches in the outing ... defeated Arkansas on May 6, limiting the Razorbacks to three runs on eight hits in 7.1 innings with one walk and six strikeouts ... fired his second straight complete game on April 29 to defeat Ole Miss ... Lange became the first LSU pitcher to record consecutive complete games since Aaron Nola posted four straight complete games during the 2013 season ... Lange threw 108 pitches and limited Ole Miss to two earned runs on seven hits in nine innings with one walk and seven strikeouts ... recorded

a brilliant effort on April 23 in a 2-1 loss to Mississippi State ... Lange fired a complete game, limiting the Bulldogs to one earned run on four hits with one walk and seven strikeouts ... the complete game was the first by an LSU pitcher since the 2015 College World Series, when Lange recorded a complete-game victory over Cal State Fullerton ... posted win at Missouri (April 16), allowing four runs on seven hits with three walks and six strikeouts ... defeated Vanderbilt on April 8, limiting the Commodores to two runs on three hits in 6.1 innings with three walks and nine strikeouts ... helped lead the Tigers to a win over Texas A&M on March 25, pitching 6.1 innings and limiting Texas A&M to two runs on five hits with six walks and 11 strikeouts in a no-decision outing ... suffered first collegiate loss on March 19 versus Alabama, as he was charged with four runs on 10 hits in 6.2 innings with one walk and four strikeouts ... named SEC Pitcher of the Week on Feb. 22 after defeating Cincinnati in his 2016 season debut ... worked 6.2 shutout innings, allowing just one hit with three walks and nine strikeouts in the Tigers' 4-0 win ... retired 10 consecutive hitters beginning with the fourth inning through the first out of the seventh inning.

2015 Season

Started 17 games on the mound, posting a 12-0 mark and a 1.97 ERA in 114 innings with 46 walks and 131 strikeouts ... limited opponents to a .212 batting average and allowed only three homers ... 6-0 in SEC regular-season games with a 2.33 ERA and 65 strikeouts in 58 innings ... defeated Cal State Fullerton (June 16) in the College World Series with a superb complete-game effort (118 pitches), limiting the Titans to three runs on six hits in nine innings with 10 strikeouts ... worked eight innings vs. UL-Lafayette in NCAA Super Regional (June 6 - no decision in LSU walk-off win), allowing three runs on 10 hits with one walk and 11 strikeouts ... voted Most Outstanding Player of NCAA Baton Rouge Regional after posting a complete-game shutout of UNC-Wilmington (May 31); limited the Seahawks to six hits while recording two walks and 12 strikeouts ... finished No. 2 in the SEC in earned run average (1.97 ERA); No. 2 in wins (12-0); No. 2 in strikeouts (131); No. 5 in the league in opponent batting average (.212) ... finished sixth in the nation in strikeouts and fourth in the nation in wins ... named SEC Freshman of the Week after defeating Missouri on May 9 -- allowed just one run two hits in seven innings with two walks and eight strikeouts ... posted a win over Georgia (April 21), limiting the Bulldogs to one run on five hits in six innings with three walks and four strikeouts ... defeated Alabama on April 3, limiting the Tide to two runs on eight hits in 6.2 innings with five walks and three strikeouts ... delivered another brilliant performance on the mound in March 28 win over Kentucky ... worked seven innings, allowing just one unearned run on six hits in seven innings with five walks and 13 strikeouts ... defeated Arkansas (March 20), limiting the Hogs to one run on four hits in 7 IP with two walks and six strikeouts ... received National Player of the Week recognition from Collegiate Baseball newspaper and SEC Freshman of the Week honors from the league office on March 16 after he fired a career-high 13 strikeouts in eight innings on March 14 versus Ole Miss ... limited the Rebels to just one earned run on three hits with no walks ... Lange threw 117 pitches in the outing and recorded the most strikeouts by an LSU pitcher in a single game since April 11, 2014, when Aaron Nola also collected 13 Ks against Arkansas ... recorded a brilliant performance against Baylor March 7 in the Houston College Classic ... fired seven shutout innings, limiting the Bears to seven singles with two walks and four strikeouts as LSU posted a 2-0 win, the Tigers' first shutout of the season ... named SEC Freshman of the Week (Feb. 16) after a superb collegiate baseball debut on Feb. 14 versus Kansas, limiting the Jayhawks to just two hits in five shutout innings with one walk and seven strikeouts.

Prior to LSU

Named the 2014 Missouri Gatorade Player of the Year and a Perfect Game All-American ... posted a 12-0 record and a 0.82 ERA in 2014 while collecting 114 strikeouts in 68.1 innings pitched ... a five-time All-State selection ... maintained a 4.0 GPA in high school ... participated in the 2013 Area Code Baseball Games and was named to the 2013 Under Armour All-American Team.

Personal

Full name is Alexander Craig Lange ... parents are Craig and Renee Lange ... father is retired from the United States Air Force ... chose to attend LSU because of "the great coaching staff, fan base and the history of the program" ... majoring in marketing at LSU ... born October 2, 1995 in Riverside, Calif.

Lange's LSU Career Statistics

Year	ERA	W	L	App	GS	CG	SHO	CBO	SV	IP	H	R	ER	BB	SO	2B	3B	HR	BF	B/Avg	WP	HBP	BK	SFA	SHA
2015	1.97	12	0	17	17	2	1	0	0	114.0	87	28	25	46	131	14	1	3	467	.212	12	3	0	2	5
2016	3.79	8	4	17	17	2	0	1	0	111.2	92	50	47	49	125	18	4	12	473	.226	18	9	0	1	7
TOTAL	2.87	20	4	34	34	4	1	2	0	225.2	179	78	72	95	256	32	5	15	940	.219	30	12	0	3	12

Lange's LSU Career Highs

- Innings:** 9.0 four times; most recently at Ole Miss (4/29/16)
- Strikeouts:** 13 vs. Kentucky (3/28/15); vs. Ole Miss (3/14/15)
- Hits Allowed:** 10 twice; most recently vs. Alabama (3/19/16)
- Runs:** 7 at Auburn (4/2/16)
- Earned Runs:** 7 at Auburn (4/2/16)
- Walks:** 6 four times; most recently at Tennessee (5/13/16)





33 Cole McKay

RH Pitcher
6-5, 219, S-R, So., 1L
Spring Branch, Texas (Smithson Valley HS)

MLB Draft: 30th Round in 2015 (Detroit)

The prototypical big-bodied, power arm from Texas with tremendous stuff ... fastball will sit in the low 90s and has been clocked at 95 mph ... has the potential to develop into a significant pitcher during his LSU career.

2016 Season

Made eight appearances (two starts), posting an 0-1 mark and a 6.75 ERA in 8.0 innings with 11 walks and 12 strikeouts ... pitched very effectively as a starter versus Louisiana-Lafayette (March 22), allowing one run on two hits in two innings with one walk and five strikeouts ... recorded three strikeouts in one inning of work versus Southern (April 5) and fired two Ks in a one-inning outing versus Grambling (April 13).

Prior to LSU

Selected in the 30th Round of the 2015 MLB Draft by the Detroit Tigers ... earned First-Team All-America recognition from Perfect Game and Under Armour ... listed as the No. 96 overall best pro prospect by Baseball America prior to the 2015 MLB Draft ... rated No. 37 in Perfect Game Top 200 High School Prospects ... pitched 63.1 innings as a senior in 2015, posting a 0.56 ERA with 110 strikeouts -- recorded a 9-1 mark and fired five complete games ... posted an 8-0 mark as a junior in 2014 with a 1.50 ERA and 85 strikeouts ... named the 2014 Baseball America High School Pitcher of the Year.

Personal

Parents are Keith and Kellie McKay... has one older sister, Macie, and one younger sister, Maddie ... majoring in sport administration at LSU ... born January 12, 1997.

McKay's LSU Career Statistics

Year	ERA	W	L	App	GS	CG	SHO	CBO	SV	IP	H	R	ER	BB	SO	2B	3B	HR	BF	B/Avg	WP	HBP	BK	SFA	SHA
2016	6.75	0	1	8	2	0	0	0	0	8.0	12	6	6	11	12	1	0	0	48	.324	6	0	0	0	0

McKay's LSU Career Highs

- Innings: 2.0 vs. UL-Lafayette (3/22/16)
- Strikeouts: 5 vs. UL-Lafayette (3/22/16)
- Hits Allowed: 3 vs. Southern (4/5/15)
- Runs: 2 at Nicholls (3/2/16)
- Earned Runs: 2 at Nicholls (3/2/16)
- Walks: 4 vs. Tulane (3/29/16)



55 Hunter Newman

RH Pitcher
6-3, 196, R-R, Sr., 3L
Bloomingdale, Ga. (Calvary Baptist School)

Talented pitcher with a very fluid delivery and loose arm action ... has a fastball that sits at 89-91 mph and locates it well in the zone ... can throw his breaking ball at any time for strikes ... has enjoyed back-to-back superb seasons (2015, 2016) as one of the top relievers in the SEC.

2016 Season

Made 28 relief appearances, posting a 1-1 mark with a 2.13 ERA in 38 innings with 15 walks, 40 strikeouts and eight saves ... finished No. 7 in the SEC in saves ... recorded five saves and a 2.41 ERA in SEC games over 18.2 innings (12 appearances) with nine walks and 19 strikeouts ... earned two one-inning saves in NCAA Regional on June 5 and on June 7 vs. Rice -- allowed one hit in the two appearances combined with no runs, no walks

and one strikeout ... recorded relief win in LSU's SEC Tournament opener vs. Tennessee (May 24), firing two scoreless innings with no hits, no walks and three strikeouts ... fired one scoreless inning with one strikeout to earn a save against Florida (May 20), preserving a 5-4 win ... earned a save in Game 1 of Tennessee series (May 13), retiring the side in order in the bottom of the ninth with two strikeouts ... posted a one-inning save at Notre Dame (May 11) to secure a 1-0 victory for LSU ... recorded 1.2 innings on May 6 to preserve a 5-4 win over Arkansas ... earned a three-inning save at Missouri (April 15), allowing no runs on one hit with no walks and two strikeouts ... posted a brilliant relief effort April 8 vs. Vanderbilt to earn his first save of the season ... Newman blanked Vanderbilt over 2.2 innings, allowing just two hits with no walks and a career-best six strikeouts ... pitched 1.2 innings in LSU win at Auburn (April 2), allowing one run with no walks and three strikeouts ... delivered excellent relief performances in Games 2 and 3 of the Texas A&M series (March 25 and 26), working a combined 2.1 shutout innings with one hit, no walks and one strikeout ... fired 1.1 shutout innings vs. UL-Lafayette (March 22), allowing no hits with no walks and two strikeouts ... worked two shutout relief innings in two appearances against Ball State (March 12 and 13), allowing no hits with one walk and two strikeouts.

2015 Season

Made 24 appearances out of the LSU bullpen, posting a 3-0 record and a 0.49 ERA in 36.2 innings with 13 walks, 34 strikeouts and four saves ... allowed an earned run in just two of his 24 outings ... recorded a 0.93 ERA and four saves in SEC regular-season games with 19 strikeouts in 19.1 innings ... pitched four scoreless innings in LSU's NCAA Tournament games (three appearances), allowing just three hits with one walk and five strikeouts ... worked a total of three scoreless innings in two College World Series outings against TCU (June 14 and 18), allowing three hits with no walks and five Ks ... credited with the win in LSU's 10-3 NCAA Regional victory over Lehigh (May 29) after working one shutout inning in relief ... made three appearances in the SEC Tournament, allowing no runs on two hits in 2.1 innings with two walks and one strikeout ... earned save on May 1 at Miss. State, firing three shutout innings with two hits and three strikeouts ... recorded a two-inning save April 24 against Texas A&M ... Newman allowed one run -- the first earned run he allowed all season -- with no walks and one strikeout ... delivered a tremendous relief outing to earn a save on April 18 against Georgia; Newman worked the final three innings, allowing no runs on no hits with no walks and two strikeouts -- Georgia's only base runner against Newman reached on an error ... earned first career save on April 10 vs. Auburn -- limited AU to no runs on no hits in 3.1 innings with one walk and five strikeouts ... pitched 5.1 shutout innings in two relief appearances on March 24 and March 29; in combined 5.1 innings against Tulane (March 24) and Kentucky (March 29), Newman allowed just three hits with one walk and four strikeouts ... fired three scoreless innings at Tulane (March 24), allowing just one hit with one walk and one strikeout to pick up relief win ... superb outing at Southern (March 17), firing three scoreless innings and allowing just one hit and no walks with four strikeouts.

2014 Season

Received a medical redshirt for the 2014 season as he was sidelined with a shoulder injury.

2013 Season

Appeared in 13 games (three starts), posting a 2-0 mark and a 2.55 ERA in 24.2 innings with 11 walks and 16 strikeouts ... opponents hit just .160 against him during the year ... earned first LSU victory in first career college start versus McNeese State (April 30), firing three shutout innings with one strikeout ... defeated New Orleans (May 14) by working five shutout innings and allowing just one hit with three strikeouts ... LSU's starting pitcher in SEC Tournament semifinal win over Arkansas (May 25), as he limited the Razorbacks to one unearned run on no hits with three strikeouts ... posted a season-high four strikeouts in three relief innings versus Sacred Heart (March 6).

Prior to LSU

Played at Calvary Baptist School in Savannah, Ga. ... posted a 6-2 record in 2012 with a 1.51 ERA and 114 strikeouts in 73.2 innings; also hit .482, 20 doubles, six homers and 60 RBI ... for the 2011 and 2012 seasons combined, he was 14-4 with 125.2 IP, a 1.77 ERA, 188 strikeouts and a .160 opponent batting average ... named 2011 Savannah Morning News Player of the Year and earned 2011 Perfect Game Honorable Mention All-America recognition ... named Georgia High School Athletic Association All-Region 3-A East for two consecutive years ... also played forward on his high school basketball team.

Personal

Full name is Hunter Blake Newman ... parents are Earl and Kim Newman ... has two younger siblings, Chandler and Blayne ... says "the coaches, facilities and environment influenced my decision to come to LSU" ... majoring in sport administration at LSU ... born February 8, 1994 in Savannah, Ga.

Newman's LSU Career Statistics

Year	ERA	W	L	App	GS	CG	SHO	CBO	SV	IP	H	R	ER	BB	SO	2B	3B	HR	BF	B/Avg	WP	HBP	BK	SFA	SHA
2013	2.55	2	0	13	3	0	1	0	24.2	13	10	7	11	16	3	0	2	102	.160	2	4	0	2	4	
2015	0.49	3	0	24	0	0	1	4	36.2	26	3	2	13	34	5	0	0	146	.203	1	3	0	1	0	
2016	2.13	1	1	28	0	0	1	8	38.0	21	9	9	15	40	4	1	1	146	.164	2	0	0	0	3	
TOTAL	1.63	6	1	65	3	0	3	12	99.1	60	22	18	39	90	12	1	3	394	.178	5	7	0	3	7	

Newman's LSU Career Highs

- Innings: 5.0 vs. New Orleans (5/14/13)
- Strikeouts: 6 vs. Vanderbilt (4/8/16)
- Hits Allowed: 4 three times; most recently at Auburn (4/2/16)
- Runs: 2 four times; most recently vs. Alabama (3/20/16)
- Earned Runs: 2 four times; most recently vs. Alabama (3/20/16)
- Walks: 4 vs. Arkansas (5/25/13)



21
Doug Norman
 6-3, 210, R-R, Jr., 2L
 Fort Mill, S.C. (Ardrey Kell HS)

2016 SEC Community Service Team

Excellent prospect who has emerged as a significant contributor for the Tigers over the past two seasons ... has an advanced, savvy feel for pitching and changes speeds on all of his offerings ... has a tall, wiry build with a lot of upside - an intense competitor who presents good deception in his delivery ... named to the 2016 SEC Community Service Team after accumulating 58 community service hours during the year ... participated throughout the year in the "Live 2 Serve" project in Baton Rouge, where volunteers go into neighborhoods with sporting equipment and invite kids to play ... Live 2 Serve ministers to families in underprivileged neighborhoods by providing different programs for children.

2016 Season

Made 23 appearances (two starts), posting a 1-1 mark and a 3.41 ERA in 31.2 innings with 18 walks and 21 strikeouts ... pitched effectively in a start at Tulane (April 26), limiting the Green Wave to one run on three hits in 3.2 innings with one strikeout ... earned a win as a starter vs. Southeastern Louisiana (April 20), firing two perfect innings ... worked 1.2 shutout innings vs. UL-Lafayette (March 22) with no hits, no walks and two strikeouts ... fired 2.1 relief innings vs. Ball State (March 11), allowing one earned run on three hits with no walks and a season-high four strikeouts.

2015 Season

Pitched in 21 games (three starts), posting a 5-1 mark and a 2.04 ERA in 35.1 innings with six walks and 25 strikeouts ... posted a 0.00 ERA in six SEC regular-season game appearances, allowing six hits with three strikeouts in 8.2 innings ... made two appearances in the College World Series against TCU (June 14 and 18), working a total of two scoreless innings with no hits, no walks and two strikeouts ... earned relief victory in SEC Tournament vs. Auburn (May 20), allowing one unearned run on one hit in two innings with no walks and one strikeout ... recorded relief win over Missouri (May 8), firing 2.1 shutout innings and allowing no hits with one walk and one strikeout ... earned first career SEC win on April 2 at Alabama in LSU's 16-inning victory; fired three shutout innings, allowing just three singles with no walks and one strikeout ... recorded career-high six strikeouts in 4.1 innings against Southeastern Louisiana (Feb. 26) ... first career collegiate win on March 4 vs. Grambling, allowing one run on five hits in four innings with no walks and two strikeouts

Prior to LSU

Voted to the 2014 Louisville Slugger and Rawlings First-Team All-America squads as a pitcher at Ardrey Kell High School, located in Charlotte, N.C. ... recorded a 9-1 mark and a 0.78 ERA in 2014 with 94 strikeouts in 63 innings ... named 2014 MVP of the Ardrey Kell High team ... a 2014 and 2013 All-State selection ... also voted 2014 Player of the Year in his conference ... voted to the 2013 Perfect Game All-Tournament team ... named a 2012 Perfect Game Third Team All-American and a 2012 Under Armour Honorable Mention All-American.

Personal

Full name is Robert Douglas Norman ... parents are Wayne and Fiona Norman ... has one younger sister, Dara ... grandfather, Dr. Robert O'Connell, is a Boyd Professor of Physics at LSU and was honored in 2014 for 50 years of service to the university ... Doug's mother and two aunts also attended LSU ... on attending LSU - "LSU has always been my dream school, as I visited Baton Rouge growing up and followed the success of the baseball program. It is the best program in the country, and Alan Dunn is an outstanding pitching coach. My grandparents live in Baton Rouge; it is the perfect scenario for me" ... majoring in sport administration at LSU ... born October 20, 1995 in Charlotte, N.C.

Norman's LSU Career Statistics

Year	ERA	W	L	App	GS	CG	SHO	CBO	SV	IP	H	R	ER	BB	SO	2B	3B	HR	BF	B/Avg	WP	HBP	BK	SFA	SHA
2015	2.04	5	1	21	3	0	2	0	0	35.1	33	14	8	6	25	3	1	0	145	.262	1	7	0	2	4
2016	3.41	1	1	23	2	0	1	0	0	31.2	26	18	12	18	21	8	0	0	135	.230	3	1	0	2	1
TOTAL	2.69	6	2	44	5	0	3	0	0	67.0	59	32	20	24	46	11	1	0	280	.247	4	8	0	4	5

Norman's LSU Career Highs

- Innings: 4.2 vs. Nicholls State (2/18/15)
- Strikeouts: 6 vs. Southeastern Louisiana (2/26/15)
- Hits Allowed: 9 vs. Nicholls State (2/18/15)
- Runs: 5 three times; most recently vs. Arkansas (5/7/16)
- Earned Runs: 4 vs. Nicholls State (2/18/15)
- Walks: 4 vs. Arkansas (5/7/16)



2
Michael Papierski
 Catcher
 6-4, 225, R-R, Jr., 2L
 Lemont, Ill. (Lemont HS)

MLB Draft: 16th round in 2014 (Toronto)

Superb player that looks like a big-league catcher ... has an outstanding arm from behind the plate and emerged as the Tigers' starting catcher last season ... batted most of his first two collegiate seasons as switch hitter, but starting hitting right-handed only beginning with the final regular-season series of 2016 versus Florida ... batted .286 (10-for-35) as a right-handed hitter only through LSU's final 13 games of the season after hitting .225 (20-for-89) as a switch hitter through the Tigers' first 53 games of the year ... selected by the Toronto Blue Jays in the 16th round of the 2014 MLB Draft.

2016 Season

Played in 50 games (40 starts at catcher), batting .242 (30-for-124) with nine doubles, three homers, 20 RBI and 16 runs threw out 19 runners attempting to steal on the year ... posted a .364 (8-for-22) average in LSU's six NCAA Tournament games (regional and super regional combined) with three doubles, one homer, two RBI and two runs scored ... hit .500 (4-for-8) in the NCAA Super Regional versus Coastal Carolina with one double and one run scored ... batted .286 (4-for-14) in the NCAA Baton Rouge Regional with two doubles, one homer, two RBI and one run scored; his home run came in the 8th inning of the regional championship win over Rice (June 7), a solo blast to give LSU a 4-2 lead ... provided a two-run single and a sacrifice fly in LSU's SEC Tournament win over Mississippi State (May 26) ... blasted solo homer in win over Southeastern Louisiana (April 20) ... singled, walked twice and drove in two runs in LSU win over Southern (April 5) ... posted career highs of three hits and three RBI in LSU win over Ball State on March 13; he also scored a run and threw out a runner attempting to steal second base in the contest ... belted two doubles with one RBI and two runs at Lamar (Feb. 24).

2015 Season

Played in 32 games (12 starts at catcher), batting .214 (9-for-42) with two doubles, one homer, 10 RBI and eight runs scored ... 2-for-4 in LSU win at New Orleans (May 12) with one homer and two RBI ... also collected two RBI in LSU win at Arkansas (March 20) and in the Tigers' victory over Princeton (Feb. 28) ... threw out five baserunners attempting to steal during the season.

Prior to LSU

Team captain who helped lead Lemont High to the 2014 3A Illinois State Championship ... batted .410 in 2014 with 12 doubles, eight homers, 42 runs, 30 RBI, 13 steals and a .543 on-base percentage ... 2013 & 2014 All-Area and All-State selection ... also named All-Conference in 2012, 2013 and 2014 ... named to the Lemont High Honor Roll every semester during his entire career ... played in the Area Code Games in Long Beach, Calif.

Personal

Full name is Michael John Papierski ... parents are Mike and Peggy Papierski ... has one younger sister, Katelyn ... his father and his uncle, John, played baseball at the University of St. Francis ... chose to attend LSU because of "the coaching staff and how they can help me improve as a baseball player and as a person. Also influencing my decision was the chance to play for a National Championship every year and the great fans that come out every day to support our team" ... majoring in sport administration at LSU ... born February 26, 1996 in Palos Heights, Ill.

Papierski's LSU Career Statistics

Year	Avg	GP	GS	AB	R	H	2B	3B	HR	RBI	TB	SLG%	BB	HBP	SO	OB%	SF	SH	SB	ATT	PO	A	E	FLD%
2015	.214	32	12	42	8	9	2	0	1	10	14	.333	16	1	7	1	426	2	3	1	1	125	12	.979
2016	.242	50	40	124	16	30	9	0	3	20	48	.387	20	4	21	3	358	3	6	1	2	317	53	.997
TOTAL	.235	82	52	166	24	39	11	0	4	30	62	.373	36	5	28	4	377	5	9	2	3	442	65	.992

Papierski's LSU Career Highs

- At-Bats: 5 several times; most recently vs. Florida (5/25/16)
- Hits: 3 vs. Ball State (3/13/16)
- Runs Scored: 2 three times; most recently vs. Mississippi State (4/22/16)
- Doubles: 2 at Lamar (2/24/16)
- Triples: none
- Home Runs: 1 four times; most recently vs. Rice (6/7/16)
- RBI: 3 three times; most recently vs. Mississippi State (5/26/16)





43

Todd Peterson

RH Pitcher
6-5, 224, R-R, Fr., HS
Lake Mary, Fla. (Lake Mary HS)

Strong right-handed pitcher that touched 96 mph in high school ... featured a consistent low-to-mid 90s fastball and good feel for a curveball ... should compete for innings right away either as a starter or a hard-throwing option out of the bullpen.

Prior to LSU

Named a 2016 Perfect Game All-American ... rated among the nation's Top 400 college prospects by Baseball America ... recorded a 0.74 ERA in 11 starts during his senior season at Lake Mary High School, posting 79 strikeouts in 57 innings with three complete games.

Personal

Parents are Hans and Cindi Peterson ... Dad is in computer engineering, Mom works in case management for Florida hospitals ... Dad played basketball at the University of South Florida ... has two younger brothers, Chad and Cade ... on his decision to attend LSU - "What influenced me the most was the hospitality from everyone in Louisiana and how great the coaches are. Also a determining factor was that I figured this was the best place to help me reach my full potential and be the best person and baseball player I can be. Another factor is that LSU has the best all-around sports program in the nation, giving me the best chance to help my team win a national championship for my school and state." ... majoring in sport administration at LSU ... born January 22, 1998, in St. Petersburg, Fla.



16

Jared Poche'

LH Pitcher
6-1, 217, R-L, Sr., 3L
Lutcher, La. (Lutcher HS)

- 2016 LSU Wally Pontiff Jr. Scholar Athlete Award
- 2016 SEC Academic Honor Roll
- 2015 Second-Team All-Louisiana
- 2014 Freshman All-American (Collegiate Baseball)
- 2014 Second-Team Freshman All-American (Baseball America, NCBWA)
- 2014 SEC All-Tournament Team
- 2014 Louisiana Freshman of the Year

MLB Draft: 14th Round in 2016 (San Diego)

A highly-touted southpaw who enters his senior season with 27 career wins; he needs 11 wins to tie Scott Schultz (38 wins, 1992-95) for the most career pitching victories in LSU history ... Poche' needs just two wins to move into the Top 10 in the LSU career wins category ... features a fastball that consistently sits in the 90 mph range, and he has a very hard 12 to 6 curveball that he can command ... selected by the San Diego Padres in the 14th round of the 2016 MLB Draft, but elected to return to LSU for his senior season ... a member of the 2016 SEC Academic Honor Roll as a kinesiology major ... received the 2016 Wally Pontiff Jr. Scholar Athlete Award as the LSU baseball player that best combines athletic and academic acumen.

2016 Season

Made 19 appearances (17 starts), posting a 9-4 mark and a 3.35 ERA in 102 innings with 37 walks and 87 strikeouts ... finished No. 5 in the SEC in wins and No. 7 in innings pitched ... was brilliant in LSU's postseason games (SEC and NCAA Tournaments), recording a 3-0 mark and a 1.88 ERA in 24 innings (four appearances, three starts) with five walks, 23 strikeouts and a .200 opponent batting average ... posted two wins in the NCAA Regional - defeated Utah Valley (June 3) in a starting role, allowing one run on five hits with no walks and eight strikeouts; returned to the mound in relief on June 7 versus Rice and turned in dominant effort, limiting the Owls to one hit with no walks and six strikeouts in six scoreless innings -- Poche' retired 18 of the 19 Rice batters he faced in the outing ... defeated Mississippi State in the SEC Tournament (May 26), limiting the Bulldogs to one earned run on seven hits in 6.2 innings with two walks and three strikeouts ... quality start versus Florida (May 20), limiting the Gators to two runs - one earned - on seven hits in six innings with three walks and four strikeouts ... earned win at Tennessee (May 14), allowing two runs on eight hits in 5.1 innings with two walks and three strikeouts ... defeated Missouri (April 15), working six innings and allowing five runs on nine hits with two walks and five strikeouts ... blanked Vanderbilt in seven innings of work on April 7, allowing just four hits with three walks and eight strikeouts, tying his career-high for strikeouts ... earned the win for the Tigers in Game 2 at Auburn (April 2) with a magnificent effort - Poche' limited the potent Auburn lineup to one run on five hits in 6.1 innings with four walks and six strikeouts ... earned the 20th win of his career with seven shutout innings on March 4 against Fordham ... scattered eight hits while recording two walks and five strikeouts ... he became the fourth pitcher to record 20 or more career wins during head coach Paul Mainieri's 10-year tenure at LSU, joining Jared Bradford (20), Louis Coleman (24) and Aaron Nola (30) ... recorded his first win of the season with six shutout innings on Feb. 26 against Sacramento State ... allowed just two singles while recording three walks and eight strikeouts.

2015 Season

Appeared in 18 games (all starts), posting a 9-2 mark and a 3.05 ERA in 109.1 innings with 25 walks and 72 strikeouts ... pitched LSU to victory in Game 2 of the NCAA Super Regional versus UL-Lafayette (June 7), leading the Tigers to a College World Series berth ... limited UL-Lafayette to one run on five hits in 7.2 innings with one walk and seven strikeouts ... defeated UNC-Wilmington (June 1) in the final game of the NCAA Baton Rouge Regional, firing 8.2 innings and allowing no runs on six hits with one walk and a career-high eight strikeouts ... finished No. 4 in the SEC in innings pitched (109.1) ... pitched a career-high nine innings in LSU's win at Mississippi State (April 30), limiting the Bulldogs to two earned runs on eight hits with two walks and four strikeouts ... turned in an excellent outing on April 23 against Texas A&M, limiting the Aggies to just one earned run on six hits in seven innings with no walks and one strikeout ... defeated Georgia (April 18), limiting the Bulldogs to one run on four hits in seven innings with one walk and five strikeouts ... earned win over Auburn (April 10), allowing two runs on eight hits in 5.2 innings with one walk and five strikeouts ... pitched eight excellent innings in no-decision game at Alabama (April 2), allowing just one run on three hits with two walks and six strikeouts ... worked five innings to defeat Ole Miss (March 13), allowing two runs on two runs on six hits with three walks and five strikeouts ... defeated eighth-ranked Houston at the Houston College Classic in Minute Maid Park (March 6) ... limited the Cougars to two runs on four hits in 7.2 innings with three walks and four strikeouts ... posted win over Princeton (Feb. 27), limiting the opponent to two runs on six hits in 6.2 innings with one walk and five strikeouts.

2014 Season

Appeared in 16 games (all starts), posting a 9-3 record and a 2.45 ERA in 91.2 innings with 26 walks and 52 strikeouts, and he limited opponents to a .222 batting average ... worked as LSU's No. 2 starter throughout the season behind first-team all-American Aaron Nola ... finished No. 12 in the SEC in both ERA and in opponent batting average ... pitched the first six innings of LSU's NCAA Baton Rouge Regional win over Southeastern Louisiana (May 30), allowing four runs on eight hits with one walk and one strikeout ... named to the SEC All-Tournament team after defeating Vanderbilt (May 21) - seven innings, one run on five hits, one walk, three strikeouts ... excellent outing in win at Auburn on May 15 - limited AU to three hits in eight shutout innings, recording one walk and five strikeouts ... outstanding outing at Texas A&M on May 3 - was not involved in the decision but limited the Aggies to two runs on seven hits in seven innings with five walks and three strikeouts ... excellent no-decision outing versus Tennessee (April 26), limiting the Vols to two runs on five hits in seven innings with one walk and four strikeouts ... solid 5.2 inning outing vs. Arkansas, limiting the Razorbacks to three runs on six hits with one walk and three strikeouts ... defeated Miss. State on April 5, limiting the Bulldogs to one unearned run on three hits in six innings with two walks and six strikeouts; fired a season-high 108 pitches in the outing ... recorded his first career SEC victory on March 22 with an exceptional performance against Georgia, earning SEC Freshman of the Week honors ... he worked 8.2 innings, limiting the Bulldogs to one run on three hits with two walks and six strikeouts ... Poche' fired 5.1 hitless innings before Georgia chopped an infield single in the sixth ... worked 4.1 innings in SEC debut at Vanderbilt (March 15), allowing four runs on five hits in 4.1 innings with five walks and three strikeouts ... defeated Texas Southern (Feb. 23) by working seven innings and limiting TSU to one run on four hits with no walks and seven strikeouts.

Prior to LSU

2012 and 2013 Louisville Slugger All-American ... first team All-State in 2012 and 2013 ... 2013 Louisiana Mr. Baseball and Louisiana Gatorade Player of the Year ... 2013 Class 4A Player of the Year and the MVP of the state championship game in leading Lutcher High to the title ... 12-0 record in 2013 with a 0.61 ERA, 80 innings pitched and 143 strikeouts; also batted .429 with 12 doubles, eight homers and 40 RBI ... recorded an 11-1 mark as a junior with 122 Ks and a 1.12 ERA in 68.2 innings ... posted a 33-3 career high school pitching record ... also played quarterback and H-back for the Lutcher High football team ... a cum laude honor graduate and the Lutcher High senior athlete of the year in 2013.

Personal

Full name is Jared Marcus Poche'... parents are Jerry and Tessa Poche' ... father is a physician and mother is a homemaker ... has two older brothers, Corey and Dylan, and a younger brother, Cameron ... brother, Corey, played baseball at Nicholls State ... chose to attend LSU because "it has always been a dream of mine to play baseball at the best program in the country with the best fans in the country" ... majoring in kinesiology at LSU ... born November 21, 1994 in New Orleans, La.

Poche's LSU Career Statistics

Year	ERA	W	L	App	GS	CG	SHO	CBO	SV	IP	H	R	ER	BB	SO	2B	3B	HR	BF	B/Avg	WP	HBP	BK	SFA	SHA
2014	2.45	9	3	16	16	1	0	4	0	91.2	72	30	25	26	52	12	0	5	369	.222	5	3	0	4	11
2015	3.05	9	2	18	0	0	1	0	0	109.1	104	47	37	25	72	20	0	6	458	.248	3	6	3	1	6
2016	3.35	9	4	19	17	0	2	0	0	102.0	106	44	38	37	87	22	2	8	442	.272	11	7	0	1	8
TOTAL	2.97	27	9	53	51	1	0	7	0	303.0	282	121	100	88	211	54	2	19	1269	.249	19	16	3	6	25

Poche's LSU Career Highs

- Innings: 9.0 at Mississippi State (4/30/15)
- Strikeouts: 8 four times; most recently vs. Utah Valley (6/3/16)
- Hits Allowed: 10 at Arkansas (3/19/15)
- Runs: 7 vs. Mississippi State (4/22/16)
- Earned Runs: 6 vs. Mississippi State (4/22/16)
- Walks: 5 twice; most recently at Texas A&M (5/3/14)



37
Will Reese
 RH Pitcher
 6-4, 190, R-R, Fr., HS
 Leesville, La. (Anacoco HS)

One of the top multi-sport athletes in Louisiana ... a three-time All-State selection in baseball and earned back-to-back Class B basketball state MVP honors as a guard ... turned down several D1 basketball scholarships to play baseball at LSU ... features a 93 mph fastball with a plus curveball.

Prior to LSU

Listed among the Baseball America Top 400 prospects for the 2016 MLB Draft ... posted a 2.20 ERA his senior season at Anacoco High School with 61 strikeouts in 45 innings ... three-time baseball all-state selection ... led Anacoco High to two state basketball titles during his career ... also earned Academic All-State recognition

Personal

Full name is Will Richard Reese ... parents are Ricky and Krista Reese ... father is an insurance agent, mother is a certified public accountant ... has older brother, John, and an older sister, Colleen ... brother, John, played basketball at the University of New Orleans, and his father, grandfather and uncle played basketball at Louisiana College ... chose to attend LSU for "the opportunity to play at the best program in the country and play for my state's school" ... majoring in business administration at LSU ... born August, 8, 1997, in DeRidder, La.



17
Chris Reid
 Infielder
 5-9, 187, L-R, So., 1L
 Baton Rouge, La. (St. Michael HS)

Excellent player who started 47 games at third base last season as a true freshman ... will contend for significant playing time again this season ... has a nice left-handed swing that makes consistent contact and uses the whole field ... versatile performer who also has the ability to play catcher ... was also a standout placekicker/punter at St. Michael High in Baton Rouge.

2016 Season

Played in 55 games (47 starts), batting .287 (48-for-167) with nine doubles, one triple, one homer, 14 RBI and 27 runs ... LSU's second-leading hitter in SEC games, batting .337 (31-for-92) with seven doubles, one triple, nine RBI and 15 runs ... hit .313 (5-for-16) in the NCAA Regional with one walk ... 3-for-7 in the Florida series (May 19-21) with two doubles, one RBI and one run scored ... hit .417 (5-for-12) in the Arkansas series (May 6-8) with one double, one RBI and two runs ... batted .556 in Ole Miss series (April 28-30) as he collected five hits in nine at-bats; Reid belted three doubles while scoring three runs and posting one RBI ... he recorded a career-best four hits - including two doubles - in Game 3 of the Ole Miss series on April 30 ... 3-for-5 in LSU win at Missouri (April 17) with one RBI and two runs ... hit .364 (4-for-11) at Auburn (April 1-3) with one triple, two RBI and two runs ... belted inside-the-park home run on March 5 versus Fordham in Game 1 of a doubleheader.

Prior to LSU

Named a 2015 Perfect Game All-American ... a three-time All-State selection and was named All-Metro and All-District on four occasions ... hit .416 in 2015 with nine doubles, two triples, two homers and a .615 on-base percentage ... struck out only 11 times in 122 plate appearances ... batted .454 as a junior with 13 doubles and 29 RBI ... also earned all-state honors three times in football as the St. Michael punter.

Personal

Full name is Christopher Paul Reid ... parents are Jeff and Lisa Reid ... father is a paint contractor, mother is in sales ... father studied business at LSU ... grandfather, Dr. Roy Constantin, earned his master's in horticulture at LSU and became an LSU professor ... great uncle, Milton Constantin, earned a master's at LSU in agronomy ...

cousin, Ronnie Reid, played football at LSU and another cousin, Sonny Reid, was an LSU gymnast ... majoring in sport administration at LSU ... born August 5, 1996 in Baton Rouge.

Reid's LSU Career Statistics

Year	Avg	GP	GS	AB	R	H	2B	3B	HR	RBI	TB	SLG%	BB	HBP	SO	GDP	OB%	SF	SH	SB	ATT	P	A	E	FLD%
2016	.287	55	47	167	27	48	9	1	1	14	62	.371	32	5	21	5	.417	0	2	0	0	25	75	10	.909

Reid's LSU Career Highs

- At-Bats: 5 four times; most recently vs. Florida (5/25/16)
- Hits: 4 at Ole Miss (4/30/16)
- Runs Scored: 2 five times; most recently vs. Coastal Carolina (6/12/16)
- Doubles: 2 at Ole Miss (4/30/16)
- Triples: 1 at Auburn (4/2/16)
- Home Runs: 1 vs. Fordham (3/5/16)
- RBI: 2 twice; most recently at Auburn (4/2/16)



45
Russell Reynolds
 RH Pitcher
 6-2, 199, R-R, Sr., 3L
 Baton Rouge, La. (Parkview Baptist HS)

2014 SEC Community Service Team

Athletic right-hander who features a low 90s fastball and a hard wipeout slider ... has worked as a valuable member of LSU's bullpen staff throughout his career ... suffered a torn labrum in his throwing shoulder in early April 2013 and missed the majority of the '13 season after appearing in seven games (four starts) ... received a medical redshirt in 2014, and returned to the mound in 2015 as a reliever and part-time starter ... was named to the SEC Community Service Team in 2014 for his exemplary work in philanthropic projects.

2016 Season

Appeared in 26 games out of the bullpen, posting a 3-0 mark and a 4.08 ERA in 35.1 innings with 10 walks and 23 strikeouts ... pitched a combined 1.2 scoreless innings in two appearances in the NCAA Baton Rouge Regional, allowing one hit ... earned relief win over Florida (May 20), allowing two runs on two hits in two innings with one walk and one strikeout ... worked the final 3.2 innings of Game 2 win at Tennessee (May 14), limiting UT to one run on three hits with no walks and one strikeout to earn his first career save ... recorded a relief win on May 7 vs. Arkansas, firing a scoreless inning with one walk and one strikeout ... earned his first win of the season April 24 versus Mississippi State with an excellent relief outing - he entered the game in the third inning with LSU trailing, 3-0, and he fired 2.2 shutout innings, allowing just two hits with no walks and two strikeouts ... posted shutout inning vs. Southeastern Louisiana (April 20), allowing one hit with one strikeout ... fired a shutout inning at Missouri (April 17), allowing one hit with one strikeout ... pitched three scoreless innings versus Alabama (March 19), allowing no hits with one walk.

2015 Season

Appeared in 20 games (three starts), posting a 6-0 record and a 2.95 ERA in 36.2 innings with 17 walks and 25 strikeouts ... worked 8.1 relief innings in SEC regular-season games, earning two wins ... earned relief win in SEC Tournament vs. Arkansas (May 21), allowing no runs on two hits in 3.1 innings with no walks and three strikeouts ... outstanding relief win on May 10 vs. Missouri - entered the game in the top of the 10th inning with runners at the corners and nobody out in a 5-5 game; pitched out of the jam without allowing a run, and LSU won the game in the bottom of the 10th ... picked up relief win on April 25 vs. Texas A&M, limiting the Aggies to two hits over 1.2 innings with no walks and two strikeouts ... earned relief win over New Orleans (April 7), limiting the Privateers to no runs on three hits in 3.2 innings with one walk and three strikeouts ... posted win over Louisiana-Lafayette (March 31), working 4.2 relief innings and limiting the Cajuns to two runs on two hits with two walks and three strikeouts ... fired 57 pitches in four innings of work as a starter at Southern (March 17), allowing just one unearned run on three hits with no walks and three strikeouts.

2014 Season

Received a medical redshirt due to a shoulder injury.

2013 Season

Appeared in seven games (four starts) prior to season-ending shoulder injury, posting a 1-0 mark and a 1.89 ERA in 19 innings with three walks and eight strikeouts ... earned first career collegiate win on March 26 at Tulane, limiting the Green Wave to one unearned run on four hits in seven innings with one walk and four strikeouts ... pitched five shutout innings in a starting role versus Northwestern State (March 20), allowing three hits with no walks and two strikeouts ... fired two shutout innings in first career collegiate start versus Nicholls State (March 13), limiting the Colonels to one hit with no walks and one strikeout.

Prior to LSU

A 2012 Under Armour All-American and first-team All-State performer as a pitcher and outfielder ... posted an 8-2 mark in 2012 with 44 innings pitched, 88 strikeouts and a 1.90 ERA ... also batted .370 with two homers and 30 RBI ... earned first-team All-District and All-Metro accolades and was voted District MVP ... played wide receiver for the Parkview football team.

Personal

Full name is Russell Damon Reynolds ... parents are David Reynolds and Marsha Baker ... dad played baseball at Northwestern State and later pitched in the Chicago White Sox and Atlanta Braves minor league organizations ... has three sisters and one brother ... chose to attend LSU because he "wanted the chance to win a national championship" ... majoring in sport administration at LSU ... born March 10, 1994 in Baton Rouge.

Reynolds' LSU Career Statistics

Year	ERA	W	L	App	GS	CG	SHO	CBO	SV	IP	H	R	ER	BB	SO	2B	3B	HR	BF	B/A	WP	HBP	BK	SFA	SHA
2013	1.89	1	0	7	4	0	0	0	0	19.0	12	5	4	3	8	1	0	2	74	.176	1	2	0	0	0
2015	2.95	6	0	20	3	0	0	2	0	36.2	25	14	12	17	25	1	0	0	149	.197	2	4	0	0	1
2016	4.08	3	0	26	0	0	0	2	1	35.1	35	18	16	10	23	6	1	1	154	.257	2	4	0	4	0
TOTAL	3.16	10	0	53	7	0	0	4	1	91.0	72	37	32	30	56	8	1	3	377	.218	5	10	0	4	1

Reynolds' LSU Career Highs

Innings: 7.0 at Tulane (3/26/13)
 Strikeouts: 4 at Tulane (3/26/13)
 Hits Allowed: 5 vs. Vanderbilt (4/7/16)
 Runs: 4 twice; most recently vs. Vanderbilt (4/7/16)
 Earned Runs: 4 vs. Princeton (2/28/15)
 Walks: 4 at Tulane (3/24/15)



3

Kramer Robertson

Shortstop
 5-10, 168, R-R, Sr., 3L
 McGregor, Texas (Midway HS)

- 2016 Second-Team All-American (Collegiate Baseball)
- 2016 First-Team All-SEC
- 2016 NCAA Baton Rouge Regional All-Tournament Team
- 2016 Second-Team All-Louisiana

MLB Draft: 32nd Round in 2016 (Cleveland)

A very athletic and competitive infielder who returns to LSU for his senior season at shortstop after an All-American and All-SEC junior campaign ... has a combination of foot speed, quickness and arm strength that allows him to be a very viable option anywhere on the field; a very tough out at the plate as well ... also a dual-threat quarterback in high school, he led his team deep into the Texas 5A state playoffs as a junior and senior ... the son of Kim Mulkey, the women's basketball coach at Baylor ... selected in the 32nd round of the 2016 MLB Draft by the Cleveland Indians, but elected to return to LSU for his final collegiate season.

2016 Season

Started in all 66 of LSU games (59 at shortstop, seven at second base), batting .324 (84-for-259) with 20 doubles, two triples, two homers, 39 RBI, 61 runs and 14 stolen bases ... a .364 hitter (32-for-88) with runners

in scoring position ... LSU's leading hitter in SEC regular-season games, batting .363 (45-for-124) with nine doubles, one triple, one homer, 19 RBI, 26 runs and six steals ... named to the 2016 Brooks Wallace Award Watch List; the award is given to the nation's best shortstop ... finished No. 3 in the SEC in doubles with 20; also No. 3 in the league in runs scored with 61 and No. 8 in base hits with 84 ... named to the NCAA Baton Rouge Regional All-Tournament Team after batting .571 (8-for-14) with three doubles, one homer, three RBI and six runs scored ... batted .341 (14-for-41) in LSU's 10 postseason games (SEC and NCAA Tournaments combined) with three doubles, one homer, six RBI and nine runs ... delivered walk-off single in bottom of 9th inning to lift LSU to 5-4 win over Tennessee in SEC Tournament opener (May 24) ... provided game-winning RBI single in bottom of the eighth inning of LSU's 5-4 win over Florida on May 20 ... collected five hits in series at Tennessee (May 13-15) with one double, two RBI and two runs ... contributed four hits in the Ole Miss series (April 28-30), smacking a double and scoring three times ... batted .462 (6-for-13) in April 22-24 series vs. Miss. State with two doubles, one homer, three RBI and two runs ... hit .462 (6-for-13) in the Missouri series (April 15-17) with one double, two RBI and seven runs scored ... batted .750 (6-for-8) in the Vanderbilt series (April 7-9) with one double, four RBI, three runs, four walks, one-hit-by-pitch, one steal and an .846 on-base percentage ... hit .333 (4-for-12) in the Alabama series (March 19-20) with one double and two RBI ... his two-run single in the eighth inning against Alabama in Game 3 gave a LSU a 5-4 lead and proved to be the game-winning hit ... 3-for-3 in March 12 win over Ball State with two RBI ... collected two hits, including a double, and three RBI in win over Fordham (March 5).

2015 Season

Played in 27 games (12 starts at second base), batting .232 (13-for-56) with one double, one triple, five RBI and 10 runs scored ... tripled and scored three runs versus Kentucky (March 29) ... 2-for-4 with a double versus Nicholls State (Feb. 18) ... collected two hit and two runs versus Boston College (Feb. 21) ... drove in two runs, walked three times and scored once versus Southeastern Louisiana (Feb. 26) ... 2-for-2 with an RBI and two walks versus Baylor (March 7) at Minute Maid Park in Houston.

2014 Season

Played in 47 games with 30 starts at second base ... batted .200 (20-for-100) with six doubles, one homer, 20 RBI, 19 runs and three stolen bases ... unloaded first career collegiate home run versus Northwestern State on May 13 ... produced a two-run double in LSU win over Tennessee on April 25 ... also launched a two-run double in LSU's 5-4 win over Arkansas on April 12 ... 3-for-5 with a double and two RBI in win over Toledo (Feb. 22) ... made a spectacular sliding catch of a fly ball in foul territory vs. Grambling on Feb. 16; the play made the ESPN SportsCenter Top 10 that day.

Prior to LSU

An All-America and All-State infielder at Midway High School in Waco, Texas ... batted .425 with five homers in his high school senior season, .438 with six homers as a junior, .473 with seven homers as a sophomore and .365 as a freshman ... 2012 and 2011 District MVP ... also played quarterback for the football team and point guard for the basketball squad.

Personal

Full name is Kramer Reid Robertson ... parents are Randy Robertson and Kim Mulkey ... father is self-employed, mother is the women's basketball coach at Baylor ... father played quarterback at Louisiana Tech; mother played point guard at Louisiana Tech and was a 1984 Olympic gold medalist in basketball ... has one older sister, Makenzie, a former basketball player at Baylor ... chose to attend LSU for "the opportunity to win a national championship, develop my skills with a great coaching staff and play in front of the best fans in the country" ... majoring in sport administration at LSU ... born September 20, 1994 in Ruston, La.

Robertson's LSU Career Statistics

Year	Avg	GP	GS	AB	R	H	2B	3B	HR	RBI	TB	SLG%	BB	HBP	SO	GDP	OB%	SF	SH	SB	ATT	PO	A	E	FLD%
2014	.200	47	30	100	19	20	6	0	1	20	29	.290	17	5	21	3	.339	2	4	3	4	58	67	6	.954
2015	.232	27	12	56	10	13	1	1	0	5	16	.286	9	0	9	1	.338	0	2	1	1	25	25	2	.962
2016	.324	66	66	259	61	84	20	2	2	39	114	.440	27	14	20	2	.417	0	7	14	18	104	133	13	.948
TOTAL	.282	140	108	415	90	117	27	3	3	64	159	.383	53	19	50	6	.387	2	13	18	23	187	2521	.952	

Robertson's LSU Career Highs

At-Bats: 7 vs. Arkansas (5/7/16)
 Hits: 4 vs. Rice (6/6/16)
 Runs Scored: 3 five times; most recently at Missouri (4/16/16)
 Doubles: 2 vs. Utah Valley (6/3/16); vs. UL-Lafayette (3/22/16)
 Triples: 1 three times; most recently vs. Florida (5/21/16)
 Home Runs: 1 three times; most recently vs. Rice (6/6/16)
 RBI: 3 twice; most recently vs. Mississippi State (4/24/16)





28
Jordan Romero
 Catcher
 6-2, 213, R-R, Sr., 1L
 Baton Rouge, La. (Catholic HS/LSU-Eunice)

2016 Second-Team All-Louisiana

Outstanding catcher with physical tools - strong body, powerful swing and excellent throwing arm ... enjoyed an excellent junior season at LSU, finishing second on the squad in homers (9) and RBI (41) ... transferred to LSU after playing two seasons on the JUCO level at LSU-Eunice, where he helped lead his team to the NJCAA Division II National Championship.

2016 Season

Played in 52 games (36 starts), batting .297 (43-for-145) with nine doubles, nine homers, 41 RBI and 24 runs ... started 26 games at catcher and 10 at designated hitter ... threw out 12 runners attempt to steal on the year ... batted .280 (21-for-75) in SEC regular-season games with five doubles, six homers and 26 RBI ... provided the go-ahead, pinch-hit single in top of 14th inning to break 4-4 tie vs. Florida in SEC Tournament (May 25); LSU went on to post a 5-3 victory ... 3-for-4 in Game 2 of Tennessee series (May 14) with one homer, two RBI and two runs ... unloaded a three-run homer on May 8 to lead LSU to a 7-1 win over Arkansas ... hit .667 (4-for-6) in the Ole Miss series (April 28-30) with one double, one homer and six RBI ... Romero was 2-for-4 with a double and three RBI in Game 1, and he was 2-for-2 with a homer and three RBI in Game 2 ... produced two doubles and one RBI while scoring two runs in Miss. State series (April 22-24) ... 4-for-6 in April 17 win at Missouri with one homer, four RBI and two runs ... led LSU to a series victory at Auburn (April 4), batting .333 (4-for-12) with two doubles, two homers and seven RBI ... Romero blasted a pivotal three-run homer in the seventh inning in Game 3, increasing LSU's lead from 6-5 to 9-5 ... he also launched a solo homer and an RBI double in Game 2 at Auburn, and he provided a two-run double in Game 1 ... batted .750 (3-for-4) in two games vs. Cincinnati on season-opening weekend with one homer, four RBI and two runs scored ... was the hero on two occasions during the Tigers' 6-5, 12-inning victory in the season opener on Feb. 19 - he delivered a two-out single in the bottom of the ninth inning to tie the game at 3-3, and he then lifted the Tigers to victory in the 12th with a two-out, walk-off single ... launched his first career home run in LSU's 12-4 win over Cincinnati on Feb. 21.

Prior to LSU

Played in 51 games in 2015 at LSU-Eunice, batting .321 with 13 doubles and six home runs ... helped lead the Bengals to the NJCAA Division II national title ... a 2015 Gold Glove winner at catcher in NJCAA Division II ... batted .345 in 2014 at LSU-Eunice, catching 42 games ... was voted the Bengals' team captain ... named the 2013 Louisiana Class 5A Player of the Year as he helped lead Catholic High to the state championship ... batted .441 in 2013 at Catholic HS with eight homers and 16 doubles ... graduated from high school with a GPA above 3.5.

Personal

Full name is Jordan David Romero ... parents are Kenneth and Shelly Romero ... father is a geologist, mother is a special education teacher ... has an older sister, Mary Kathryn, a younger sister, Anne Marie, and a younger brother, Joseph ... grandfather played football at Southwestern Louisiana (now UL-Lafayette) and was drafted by the Baltimore Colts ... grew up attending LSU baseball games to watch his neighbor, former LSU and MLB star Ryan Theriot, play for the Tigers ... on joining the LSU program - "Growing up in Baton Rouge, it has always been a dream to play for LSU in Alex Box Stadium. Being given the opportunity to wear LSU across my chest and play baseball is an honor, and I know I'm playing for my hometown, my family and the little kids I see in the stands that now want to be like me" ... majoring in interdisciplinary studies at LSU ... born June 6, 1994 in Baton Rouge.

Romero's LSU Career Statistics

Year	Avg	GP	GS	AB	R	H	2B	3B	HR	RBI	TB	SLG%	BB	HBP	SO	GDP	OB%	SF	SH	SB	ATT	PO	A	E	FLD%
2016	.297	52	36	145	24	43	9	0	9	41	79	.545	17	5	25	6	.378	5	0	0	1	194	19	1	.995

Romero's LSU Career Highs

- At-Bats: 6 at Missouri (4/17/16)
- Hits: 4 at Missouri (4/17/16)
- Runs Scored: 2 five times; most recently at Tennessee (5/14/16)
- Doubles: 2 vs. Mississippi State (4/24/16)
- Triples: none
- Home Runs: 1 nine times; most recently at Tennessee (5/14/16)
- RBI: 4 at Missouri (4/17/16)



5
Jake Slaughter
 Infielder
 6-2, 197, R-R, Fr., HS
 Choudrant, La. (Ouachita Christian HS)

MLB Draft: 36th Round in 2016 (Chicago Cubs)

One of the top two-sport athletes in America that received several offers from major Division I football programs after a very successful high school career at wide receiver at Ouachita Christian High in Monroe, La. ... compares favorably in size and athleticism to former LSU infielder and National League All-Star and Gold Glove recipient, DJ LeMahieu of the Colorado Rockies ... a tremendous offensive player with the ability to hit for power, Slaughter projects as LSU's starter at first base in 2017.

Prior to LSU

Ranked as the 2016 No. 1 prospect in Louisiana by Prep Baseball Report ... batted .406 in his senior season at Ouachita Christian High School with 11 doubles, five triples, 48 runs and 33 RBI ... played in the Cal Ripken summer collegiate league in 2016 and was voted to the All-Star team ... voted the 2015 Prep Baseball Report Player of the Year ... a two-time all-state baseball selection who earned numerous all-parish, all-district and all-Northeast Louisiana accolades ... helped lead Ouachita Christian to the 2012 and 2014 state football championships as a wide receiver, earning all-state honors ... as a junior in 2014, caught 67 passes for 1,165 yards and 31 touchdowns and rushed for 559 yards

Personal

Full name is Jacob Michael Slaughter ... parents are Michael and Mary Slaughter ... father is a medical sales representative, mother is a homemaker ... has one older sister, Lauren ... his father, Michael, played defensive back at Louisiana Tech; grandfather, Mickey Slaughter, played quarterback for Louisiana Tech and the Denver Broncos; uncle, Bobby Slaughter, played wide receiver for Louisiana Tech and the San Francisco 49ers ... on what influenced him to attend LSU - "the chance to play at Alex Box Stadium in front of the best fans in college baseball. The atmosphere at LSU baseball games is like nothing I have ever experienced, and I knew this was the best place for me to play" ... majoring in business administration at LSU ... born October 24, 1996, in West Monroe, La.



4
Josh Smith
 Infielder
 5-10, 178, L-R, Fr., HS
 Greenwell Springs, La. (Catholic HS)

MLB Draft: 38th Round in 2016 (Detroit)

Projects as the Tigers' starting third baseman in 2017 ... highly-touted infielder played in a very competitive college summer league -- the Prospect League -- before enrolling this fall at LSU ... made the All-Star team in the Prospect League as the starting shortstop ... an outstanding worker with great makeup that will put himself into position to impact the team in a significant way ... the smooth swinging left-handed hitter was a MLB draft pick by the Detroit Tigers ... high school teammate of LSU catchers Jordan Romero and Nick Coomes.

Prior to LSU

Rated among the nation's Top 400 prospects by Baseball America ... earned 2016 Class 5A first-team all-state recognition ... batted .379 at Catholic High in 2016 with six homers and 28 RBI while committing just three errors ... recorded 32 stolen bases in 33 attempts in 2016 ... as a starter at third base in his freshman year, he helped lead Catholic to the 2013 state championship.

Personal

Full name is Josh Harris Smith ... parents are Scott and Jenny Smith ... father is a nurse anesthetist; mother is a mortgage underwriter ... has an older sister, Brett, and a younger sister, Carsyn ... his father and older sister both attended LSU ... says that "being from Louisiana, going to Alex Box Stadium while growing up and witnessing the support of the greatest fan base in the country" influenced his decision to come to LSU ... majoring in petroleum engineering at LSU ... born August, 7, 1997 in Baton Rouge.



30

Collin Strall

RH Pitcher
 5-10, 172, R-R, Sr., 2L
 Suwanee, Ga. (South Forsyth HS/Tallahassee CC)

2016 SEC Academic Honor Roll
2015 SEC Academic Honor Roll

Transferred to LSU prior to the 2015 season from Tallahassee (Fla.) Community College ... pitched significant innings for LSU in 2015 out of the bullpen, but was limited by an arm injury in 2016 ... a right-handed sidearm reliever who will sit in the mid to upper 80s with a great deal of movement ... also possesses a slider and a change-up that is difficult to see from his arm angle ... pounds the strike zone and competes at a high level ... a two-time member of the SEC Academic Honor Roll as a sport administration major ... pitched for the St. Cloud (Minn.) Rox in the Northwoods Collegiate League in the summer of 2016 and was voted to play in the league's All-Star Game.

2016 Season

Made four relief appearances on the mound, as he was limited by an arm injury ... posted no decisions and a 9.82 ERA in 3.2 innings with four walks and five strikeouts ... longest outing of the season came versus Southern on April 5 versus Southern, as he worked two shutout innings while allowing two hits and recording one strikeout.

2015 Season

Appeared in 22 games in relief, posting a 3-0 record and a 3.93 ERA in 18.1 innings with 10 walks and 17 strikeouts ... earned victory vs. Texas A&M (April 23) after striking out an Aggie hitter in the top of the ninth with two out and the bases loaded in a tie game ... earned relief win at Southern (March 17), firing a scoreless ninth inning before LSU scored the eventual winning run in the top of the 10th ...pitched two perfect relief innings vs. Ole Miss (March 14), throwing 21 pitches and recording two strikeouts ... recorded first career LSU win versus Southeastern Louisiana (Feb. 26), working one scoreless inning in a 9-8 victory.

Prior to LSU

Posted a 7-2 record and a 2.54 ERA in 2014 at Tallahassee Community College; made a team-high 24 appearances (one start) and worked 60.1 innings, recording 17 walks and 63 strikeouts ... voted 2014 Second Team All-Panhandle Conference ... also named to the 2014 Panhandle Conference All-Academic team ... received Under Armour All-American and Perfect Game All-American recognition ... also played football in high school as a wide receiver and defensive back.

Personal

Full name is Collin Douglas Wells Strall ... parents are Doug Strall and Paige Grove ... has three younger siblings, Chandler, Cortland and Cooper ... on attending LSU: "the stadium is electric and how the fans, players and coaches interact here is very exciting; I know that working with Coach Dunn and Coach Mainieri will take me to the next level ... majoring in sport administration at LSU ... born May 10, 1995 in Gainesville, Ga.

Strall's LSU Career Statistics

Year	ERA	W	L	App	GS	C6	SHO	CBO	SV	IP	H	R	ER	BB	SO	2B	3B	HR	BF	B/Avg	WP	HBP	BK	SFA	SHA
2015	3.93	3	0	22	0	0	0	2	0	18.1	15	8	8	10	17	2	1	1	82	.227	1	5	0	1	0
2016	9.82	0	0	4	0	0	0	0	0	3.2	7	6	4	4	5	1	0	0	22	.412	1	0	0	0	0
TOTAL	4.91	3	0	26	0	0	0	2	0	22.0	22	14	12	14	22	3	1	1	104	.265	2	5	0	1	0

Strall's LSU Career Highs

- Innings: 2.0 vs. Southern (4/5/16); vs. Ole Miss (3/14/15)
- Strikeouts: 2 eight times; most recently vs. Grambling (4/13/16)
- Hits Allowed: 3 twice; most recently vs. Tulane (3/29/16)
- Runs: 3 twice; most recently vs. Grambling (4/13/16)
- Earned Runs: 2 five times; most recently vs. Grambling (4/13/16)
- Walks: 3 vs. Grambling (4/13/16)



23

Mason Templet

Infielder
 6-1, 205, L-R, Fr., HS
 Youngville, La. (St. Thomas More HS)

A left-handed bat with outstanding power potential ... high school teammate of LSU outfielder Brennan Breaux at St. Thomas More High School in Lafayette, La., where they earned back-to-back Class 4A state championships ... Templet combines his power with an advanced feel at the plate and plus strike-zone judgement ... should contribute to the LSU lineup as a corner infielder and designated hitter.

Prior to LSU

A 2016 Perfect Game and Max Preps All-American; also named a Perfect Game All-American in 2015 ... the 2016 Louisiana Player of the Year and first-team All-State selection ... helped lead St. Thomas More to state championships in 2014 and 2015 ... hit .455 in 2016 at St. Thomas More High with 40 runs, 27 RBI, nine homers and a .571 on-base percentage, striking out just 13 times in 119 plate appearances ... batted .442 in 2014 with 24 runs, 37 RBI, four doubles, one triple and three homers ... also played quarterback and free safety for the St. Thomas More football team.

Personal

Full name is Mason Omer Templet ... parents are Robert and Tonya Templet ... father is a salesman, mother is a teacher ... father played baseball at Northwestern (La.) State ... has two younger siblings, Ashlyn and Brooks ... chose to attend LSU to "earn a degree and play in front of the best fans in college baseball" ... majoring in business administration at LSU ... born June 12, 1998, in Shreveport, La.



10

Eric Walker

RH Pitcher
 6-0, 172, R-R, Fr., HS
 Arlington, Texas (Arlington Martin HS)

Came to LSU as prepared as anyone in the recruiting class to be a starting pitcher ... his elite pitchability, command of three pitches and his ability to fill up the zone with strike after strike is reminiscent of former LSU greats Aaron Nola and Jared Bradford ... in addition to his great high school baseball career, Walker was a three-year starting quarterback for an outstanding football team at the 6A level in Texas, and he is a tremendous leader.

Prior to LSU

Compiled a 27-5 record with 295 strikeouts in three seasons as a starting pitcher in high school ... posted a 7-3 mark his senior year with a 1.24 ERA and 95 strikeouts, and recorded 13, 14 and 15-strikeout games during the season ... posted a 14-0 mark in his junior season with a 0.85 ERA and 113 strikeouts; recorded 12 complete games and led team to state runners-up finish ... named 2015 Dallas/Fort Worth All-Area Pitcher of the Year ... also received numerous All-State, All-Dallas/Fort Worth Area and All-District accolades in his junior and senior seasons.

Personal

Parents are Dean and Tammy Walker ... father is a real estate appraiser, mother is a flight attendant ... has one older brother, Ryan, who played baseball at UT-Arlington and is now in Double-A with the Minnesota Twins organization ... on his decision to attend LSU - "I came to LSU to play for the best team in college baseball, and be a part of a city, community and group of friends that thrives on competition, winning and battling in tough situations, so that when I leave, if it's for baseball or for the real world, I'll be changed for the better."



9
Zach Watson
 Infielder/Outfielder
 6-0, 166, S-R, Fr., HS
 Ruston, La. (West Ouachita HS)

Regarded as the fastest player in the state of Louisiana last season ... can be an immediate game-changer on the base paths and will provide versatility in the infield and outfield ... has a quick bat with a very level swing that stays through the zone ... has been an infielder throughout his career but could project as a speed outfielder.

Prior to LSU

Ranked No. 1 in Louisiana and No. 139 in the Class of 2016 by Perfect Game ... named to the 2016 ABCA/Rawlings High School All-Region Team, Perfect Game All-Region Team and USA Today All-Louisiana Team ... four-year starter at West Ouachita High School in West Monroe, La., where he batted over .400 each year with 31 career homers ... batted .481 in 2016 with 18 doubles, four triples, 10 homers, 28 stolen bases and only eight strikeouts ... also pitched as a closer in 2016, recording seven saves and helping West Ouachita reach the state final game ... a three-time first team All-State selection and four-time All-District selection, and was named 2016 District MVP ... earned All-Northeast Louisiana Big School Player of the Year honors three years in a row, becoming the first player to receive the honor in multiple years.

Personal

Full name is Zachary Layne Watson ... parents are Sonny and Stacey Watson ... father is a self-employed painter, mother is a certified public accountant ... has two older siblings, Kris and Marley ... majoring in sport administration at LSU ... born June 25, 1997, in West Monroe, La.



The Tigers form a pregame huddle before taking the field at each home game in Alex Box Stadium.



22
Rankin Woley
 Catcher/Infielder
 6-0, 215, R-R, Fr., HS
 Atlanta, Ga. (The Westminster School)

A strong, physical and extremely versatile performer who looks to add depth at catcher, can play the infield, and probably has the versatility to get a look at first base ... right-handed hitter with a strong swing who really impacts the baseball ... his versatility, along with his bat, give him a chance to get on the field in a variety of ways early in his career.

Prior to LSU

A four-year starter and two-way player at infield, catcher and pitcher in high school ... completed his career as The Westminster School all-time leader in every offensive category, including 30 home runs ... in 2016, he recorded 10 homers, a .941 slugging percentage and a .578 on-base percentage; also posted a 1.05 ERA in 20 innings pitched with 32 strikeouts and five saves ... led Westminster in 2016 to its first baseball state title in 41 years; was selected 3-A Player of the Year, First-Team All-State and the S. White Keenan MVP and Westminster Athlete of the Year ... voted a 2016 Louisville Slugger All-American and an Atlanta Braves 400 Club All-Star, and was named to the USA Today All-USA Team ... led his school to its first football state title in 37 years as a two-way starter at quarterback and safety ... a member of the National Honor Society.

Personal

Full name is Rankin Radcliffe Woley ... parents are Darrin and Rena Woley ... father works in sports television and marketing, mother is with the Palmetto Cheese company ... his father was a diver at Arizona State; grandfather, Joseph Carragher, was a cheerleader at Princeton; great-grandfather, Lou Critchlow, played in the St. Louis Cardinals minor league organization ... has three younger brothers - Grayson, Turner and Hayes ... his uncle, Brian Henry, graduated from LSU in 1990 ... on his decision to attend LSU - "My uncle who attended LSU played a major role. He was always talking about LSU while I was growing up and was such a passionate fan. Once I came down on my first visit, I knew immediately this was the school I wanted to attend. The people and culture of Louisiana are so special and that makes the baseball atmosphere that much better. There's no place like it" ... majoring in sport administration at LSU ... born October 1, 1997, in Atlanta, Ga.



Baseball players help new LSU students move into their dorms each August.



Above Left: LSU coach Paul Mainieri (right) receives his American Baseball Coaches Association Hall of Fame plaque from Gene McArtor of the ABCA. Mainieri was inducted into the ABCA Hall of Fame on January 3, 2014 in Dallas. **Above Right:** Paul Mainieri (left) is presented with the 2015 Skip Bertman National Coach of the Year Award by the award's namesake at the College Baseball Hall of Fame in Lubbock, Texas, on June 29, 2015.

PAUL MAINIERI HEAD COACH

LSU Record (10 seasons): 460-182-3 (.716)
Career Record (34 seasons): 1324-674-8 (.662)

PAUL MAINIERI AT LSU

- 2015 National Coach of the Year**
(College Baseball Foundation, NCBWA)
- 2009 National Coach of the Year**
(ABCA, Baseball America, Collegiate Baseball, Rivals.com)
- 2008 National Coach of the Year**
(Rivals.com, College Baseball Insider)
- 2015 and 2009 SEC Coach of the Year**

LSU BASEBALL UNDER PAUL MAINIERI

- NCAA National Champions**
2009
- College World Series Appearances**
2008, 2009, 2013, 2015
- NCAA Regional Champions**
2008, 2009, 2012, 2013, 2015, 2016
- NCAA Tournament National Seeds**
2008, 2009, 2012, 2013, 2014, 2015, 2016
- Southeastern Conference Champions**
2009, 2012, 2015
- SEC Tournament Champions**
2008, 2009, 2010, 2013, 2014
- SEC Western Division Champions**
2008, 2009, 2012, 2013, 2015

Spanning 10 seasons, the Paul Mainieri Era at LSU has been distinguished by tremendous success in all facets of the Fighting Tiger baseball program.

In the past decade, Mainieri has guided the Tigers to the 2009 NCAA National Championship and four College World Series appearances. He has also directed LSU to six NCAA Regional titles, three Southeastern Conference championships, five SEC Tournament titles and five SEC Western Division crowns.

Mainieri has a 460-182-3 mark at LSU, and he is the second-winningest coach in Fighting Tiger annals, trailing only Skip Bertman, who was 870-330-3 in his 18 seasons from 1984-2001. Under Mainieri, the Tigers have earned an NCAA Tournament National Seed in each of the past five seasons, making LSU only the second school in tournament history to obtain five in a row.

Mainieri has coached 10 first-team All-Americans at LSU, and 14 of his former Tigers have played Major League Baseball. Mainieri has guided LSU to the nation's highest win total over the past nine seasons (431 wins) and over the past five seasons (249 wins). Since 2008, LSU has earned seven NCAA Tournament National Seeds, the best mark in the country over that span.

His sincere commitment to everyday excellence was recognized in a substantial way on January 3, 2014, in Dallas when he was inducted into the American Baseball Coaches Association Hall of Fame.

Mainieri, a four-time National Coach of the Year, joined in the Hall of Fame his father, Demie Mainieri, who coached Miami-Dade North Community College to 1,012 wins and a national title in his 30-year career. Demie and Paul Mainieri are the only father-son combination in the ABCA Hall of Fame.

Mainieri has a 1,324-674-8 record in 34 seasons of collegiate coaching at St. Thomas University (1984-88), Air Force (1989-94), Notre Dame (1995-2006) and LSU (2007-present). He is No. 5 on the career wins list for active NCAA coaches, and he is one of only seven coaches in NCAA history to have won over 1,300 games and a national championship.

Fourteen of Mainieri's LSU players have already reached the Major Leagues, including pitcher Louis Coleman (Royals/Dodgers), infielder DJ LeMahieu (Cubs/Rockies), pitcher Charlie Furbush (Tigers/Mariners), pitcher Ryan Verdugo (Royals), pitcher Kevin Gausman (Orioles), pitcher Anthony Ranaudo (Red Sox/Rangers/White Sox) infielder Matt Clark (Brewers), outfielder Mikie Mahtook (Rays),

"Pro ball wasn't a drastic change for me at all. Coach Mainieri and the way he runs the program is the same way the Royals teach. That told me I learned a lot while I was at LSU, and at the time I didn't even know how important that was. Pitching at LSU definitely helped prepare me for the next level."

- LOUIS COLEMAN, KANSAS CITY ROYALS/LOS ANGELES DODGERS; LSU PITCHER (2006-09)



Paul Mainieri has directed LSU to four CWS appearances.

Top Right: Coach Mainieri flew with the U.S. Air Force Thunderbirds in an F-16 fighter jet during a demonstration flight in October 2015 at Chennault International Airport in Lake Charles, La. **Middle Right:** Mainieri accepted the 2012 SEC Championship trophy from former league commissioner Mike Slive. **Bottom Right:** Coach Mainieri, pictured with Team USA head coach Ed Blankmeyer (right), worked as an assistant coach for the 2015 USA Collegiate National Team, which posted series wins over Cuba and Chinese Taipei.

pitcher Nick Rumbelow (Yankees), pitcher Nick Goody (Yankees), pitcher Aaron Nola (Phillies), infielder Ryan Schimpf (Padres), infielder Alex Bregman (Astros) and infielder JaCoby Jones (Tigers).

LSU players have been chosen in the Major League Baseball Draft on 65 occasions during Mainieri's tenure, including a first-round selection in six of the past eight seasons - outfielder Jared Mitchell in 2009, pitcher Anthony Ranaudo in 2010, outfielder Mikie Mahtook in 2011, pitcher Kevin Gausman in 2012, pitcher Aaron Nola in 2014 and shortstop Alex Bregman in 2015. All six players developed into first-round selections under Mainieri after being drafted out of high school (Mitchell, 10th round; Ranaudo, 11th round; Mahtook, 39th round; Gausman, sixth round; Nola, 22nd round; and Bregman, 29th round).

Mainieri's commitment to academic excellence has been illustrated by the Tigers' performance in the classroom as 102 LSU players have received SEC Academic Honor Roll recognition over the past 10 seasons, and 64 of Mainieri's players have earned LSU degrees.

Mainieri has established an active community service function within the baseball program, as the Tigers regularly visit hospitals and schools in the Baton Rouge area. The team also participates in the ALS Walk -- promoting

awareness of the treatment of Lou Gehrig's Disease -- and in the Buddy Walk, which is designed to encourage acceptance and inclusion of people with Down Syndrome.


Mainieri is personally involved in several philanthropic causes, including Cancer Services of Baton Rouge, the ALS Association, the Baton Rouge Children's Advocacy Center, Prostate Cancer Awareness and the Kelli Leigh Richmond Ovarian Cancer Foundation.

When Mainieri was hired as LSU's coach in June 2006, he expressed a clear vision for the future of the Fighting Tiger program.

"Make no mistake about it," he said. "The goal is to return LSU to the pinnacle position in college baseball. I have all the confidence in the world that we can do that here."

Just three years later, LSU did indeed occupy the pinnacle position in college baseball as the 2009 NCAA National Champions. Mainieri directed the '09 Tigers to the College World Series title, posting a 56-17 overall record, including a 10-1 mark in NCAA Tournament competition.

The Tigers defeated Texas in the CWS Championship Finals to win the national title, LSU's sixth CWS championship and its first since 2000. Mainieri also guided his squad to the 2009 Southeastern Conference regular-season and tournament titles.



"I've known Paul throughout his entire career, and he is the epitome of what a college coach should be. His players get better and maximize their talents on the field under his tutelage, but more importantly, the instruction and inspiration he gives them encourages them to become better young men. He makes a tremendous impact upon his players in all facets of their lives, and that's what makes him special. Any father would be proud to say that his son played for Paul Mainieri."

- JIM HENDRY, FORMER CHICAGO CUBS GM ON LSU COACH PAUL MAINIERI

Mainieri's Mentors

Paul Mainieri grew up around the game of baseball on a daily basis and, as the son of a Hall of Fame coach, had the good fortune to be exposed to several outstanding coaches.

Mainieri cites three primary influences in his development as a coach, headed by his father Demie Mainieri, who coached Miami-Dade North Community College to 1,012 wins and a national title in his 30-year career.

"My father laid the foundation for identifying the correct reasons to enter into the coaching profession," says Mainieri.

"Despite his success that he may have encountered, my father emphasized to me that a coach was a teacher first and foremost. Watching how he made such a positive impact on young people's lives was the greatest factor for me wanting to follow in his footsteps."

Mainieri spent his final two seasons as an infielder at the University of New Orleans, where he had the good fortune of playing for legendary UNO coach Ron Maestri.

"Coach Maestri showed me how a high intensity level and work ethic can translate into success," recalls Mainieri. "He used to do the little things-like drag the field and go into the community to raise support - and his charisma resulted

in the construction of a beautiful ballpark for our team," says Mainieri.

"He pushed his team hard but would do anything for his players, and his players were very loyal to him. Coach Maestri also relayed to me the importance of recruiting the best athletes - meaning shortstops - and we had six or seven high school shortstops in our everyday lineup."

During his early days in coaching, Mainieri had the chance to meet former Los Angeles Dodgers manager Tommy Lasorda and has maintained a friendship with one of the game's greatest ambassadors.

"Tommy has advised me in so many areas, it's hard to specify any areas of emphasis," says Mainieri of Lasorda, the keynote speaker at the 2008 LSU First Pitch Banquet. "I think from him I really realized how important it is to bring joy to the ballpark every day. The players definitely follow your lead as the coach and the enthusiasm you show for your job will rub off on them."

Mainieri readily credits his success to the guidance of those three Hall of Famers. "To this day, I still regularly call each of these men to ask for their advice," he says. "I think it's safe to say I've learned from the best!"



Paul with his father Demie Mainieri (top) and Tommy Lasorda (bottom).

The Nation's Winningest Program Since 2008

Under Mainieri's leadership, LSU has 249 victories over the past five years and 431 wins over the past nine seasons - the most in the nation in those spans - and the Tigers are the only team in the country to have earned an NCAA Tournament National Seed in each of the past five seasons.

Despite returning just one starting position player from the previous season, Mainieri led the 2016 LSU squad to the Tigers' fifth straight NCAA Tournament National Seed. LSU and Stanford - which earned six in a row from 1999-2004 - are the only schools to secure five consecutive National Seeds. The '16 Tigers won the NCAA Baton Rouge Regional title, and LSU played host to a Super Regional for the fourth time in five seasons. Eight LSU players were selected in the 2016 MLB Draft, including outfielder Jake Fraley in the second round by the Tampa Bay Rays.

Mainieri was named in 2015 the winner of the Skip Bertman Award as the National Coach of the Year, as he led the Tigers to a nation's-best 54 wins, the SEC regular-season title and a berth in the College World Series. He also received 2015 National Coach of the Year recognition from the National Collegiate Baseball Writers Association.

The '15 Tigers, who were ranked No. 1 for 10 consecutive weeks during the season, produced three first-team All-America players - shortstop

Alex Bregman, pitcher Alex Lange and catcher Kade Scivicque - a mark that tied the school record set in 2013. LSU produced five first-team All-SEC performers, also tying a school record established in 2013. Eight Tigers were selected in the 2015 MLB Draft, including Bregman, the No. 2 overall pick by the Houston Astros.

Mainieri guided the 2014 squad to a 46-16-1 record and a No. 8 National Seed in the NCAA Tournament, marking the third consecutive season the Tigers have earned a National Seed. LSU also leads the nation with 150 victories over the last three years. The '14 Tigers claimed LSU's fifth SEC Tournament title in the past seven seasons, and the LSU pitching staff led the nation with a school-record 17 shutouts. The staff featured junior right-hander Aaron Nola, who earned National Pitcher of the Year recognition and was voted SEC Pitcher of the Year for the second straight season. Nola, who was 11-1 with a 1.47 ERA, was the first-round selection (seventh pick overall) by the Philadelphia Phillies in the 2014 MLB Draft.

Mainieri led the 2013 squad to an SEC record-tying 57 victories (57-11) and a berth in the College World Series. The '13 Tigers captured four championships during a remarkable year, winning the SEC Western Division, the SEC Tournament, an NCAA Regional and an NCAA Super Regional. LSU also established a school record for SEC regular-


season victories with a 23-7 league mark.

The 2013 team featured three first-team all-Americans, a first for the distinguished LSU Baseball program. Shortstop Alex Bregman was named National Freshman of the Year and the winner of the Brooks Wallace Award as the nation's best shortstop; SEC Pitcher of the Year Aaron Nola was 12-1 on the mound with a 1.57 ERA; and first baseman Mason Katz batted .370 and led the SEC with 16 homers and 70 RBI.

Mainieri was a finalist for the 2013 Skip Bertman National Coach of the Year award, and a school-record nine Tigers were selected in the '13 Major League Baseball Draft.

Mainieri guided the 2012 squad to LSU's second SEC championship in four seasons, as the Tigers posted a 47-18 overall mark and captured the league title with a 19-11 conference record. LSU was named the No. 7 National Seed for the 2012 NCAA Tournament, and the Tigers won the NCAA Baton Rouge Regional before playing host to a Super Regional in Alex Box Stadium.

The 2012 team featured two first-team all-Americans - outfielder Raph Rhymes and pitcher Kevin Gausman. Rhymes led the nation in hitting with a .431 (100-for-232) average, and he was named SEC Player of the Year. Gausman was 12-2 on the mound with a 2.77 ERA, and he was the fourth overall selection in the 2012 MLB Draft by the Baltimore Orioles.



Playing Days at LSU

Mainieri began his collegiate playing career at LSU, earning a letter as a Tiger outfielder in 1976. From LSU, he transferred to Miami-Dade Junior College for a season and then played two seasons at the University of New Orleans.

Aim High

Mainieri was the first civilian baseball coach at the Air Force Academy.

Fighting Irish

Mainieri directed Notre Dame to nine conference titles and a 2002 College World Series appearance.

The Paul Mainieri File

Pronunciation: Muh-NAIR-ee

Career Record: 1324-674-8 (.662, 34 seasons)
 at LSU: 460-182-3 (.716, 10 seasons)
 at Notre Dame: 533-213-3 (.714, 12 seasons)
 at Air Force: 152-158 (.490, six seasons)
 at St. Thomas: 179-121-2 (.598, six seasons)

Birthdate: August 29, 1957
 Hometown: Miami, Florida
 Education: 1980 - B.S. in physical education from Florida International
 1982 - M.S. in sports administration from St. Thomas (Fla.)
 Wife: Married to the former Karen Fejes of New Orleans, La.
 Children: Nicholas (33), Alexandra (32), Samantha (30) and Thomas (22)
 Grandchildren: Holden Brooks Roth; Jonathan Demie Mainieri; Wren Violet Rauber

Coaching Awards

2015 Skip Bertman Award - National Coach of the Year
 2015 NCBWA National Coach of the Year
 2015 Southeastern Conference Coach of the Year
 2015 Louisiana Sportswriters Association Coach of the Year
 2014 ABCA Hall of Fame Induction Class
 2013 Louisiana Sportswriters Association Coach of the Year
 2012 Louisiana Sportswriters Association Coach of the Year
 2009 National Coach of the Year (ABCA, Baseball America, Collegiate Baseball, Rivals.com)
 2009 Southeastern Conference Coach of the Year
 2009 Louisiana Sportswriters Association Coach of the Year
 2008 National Coach of the Year (Rivals.com, Collegebaseballinsider.com)
 2008 Louisiana Sportswriters Association Coach of the Year
 2001, 2002 & 2006 ABCA Midwest Region Coach of the Year
 2001 Big East Coach of the Year
 2000 National Coach of the Year (College Baseball Insider)
 1984 Sunshine State Conference Coach of the Year

Mainieri guided a young 2011 LSU squad to a 36-20 mark, including a 12-3 record over the final 15 games of the season. Though the Tigers finished strong, LSU fell just short of qualifying for the NCAA Tournament. Despite not reaching the postseason, Mainieri and Tigers laid a solid foundation from which to build championship-caliber teams.

Outfielder Mikie Mahtook became the third first-team all-American of the Mainieri era in 2011, and two Tigers - pitcher Kurt McCune and second baseman JaCoby Jones - earned Freshman All-America recognition.

Mainieri's 2010 LSU squad won its third straight SEC Tournament title and advanced to an NCAA Regional for the third consecutive year. LSU posted a 41-22 overall mark that was highlighted by four straight victories in the SEC Tournament in Hoover, Ala. LSU became the first team to win



National Champs

Mainieri celebrates LSU's 2009 national championship on the Rosenblatt Stadium field with his wife, Karen.



7th Inning at Wrigley

Mainieri sang "Take Me Out to the Ball Game" at Wrigley Field on July 26, 2009 during the Chicago Cubs' game with the Cincinnati Reds.



Mainieri Field

St. Thomas University in Miami honored Paul Mainieri in March 2013 by naming its new baseball facility Paul Demie Mainieri Field. LSU played a game in Baton Rouge on the night of the ceremony, so Mainieri was represented by his dad, Demie.

Head Coach Paul Mainieri

INTRO



Paul and Karen Mainieri with grandsons Holden (left) and Jonathan (right)

three consecutive conference tournament titles in the format that was adopted by the league in 1996.

Mainieri reached a coaching milestone on the second playing date of the 2010 season, as he earned his 1,000th career victory when LSU defeated Centenary, 25-8, on February 20 in Alex Box Stadium.

2009 - The National Championship Season

LSU's magnificent 2009 season began with LSU ranked No. 1 in the polls and ended with the Tigers still occupying college baseball's summit.

LSU won its first Southeastern Conference regular-season title since 2003, posting a 20-10 SEC mark. The Tigers then became the first league school since Alabama in 2002-03 to win consecutive SEC Tournament titles.

LSU played host to the NCAA Baton Rouge Regional, where the Tigers defeated Southern, Baylor and Minnesota to set up a Super Regional matchup versus Rice in Alex Box Stadium. LSU swept two games from the Owls, earning a berth to the CWS for the second straight season and for the 15th time in school history.

The Tigers defeated Virginia in their CWS opener and recorded two wins over Arkansas to advance to the CWS Championship Finals versus Texas. Trailing 6-4 in the ninth inning of Game 1, the Tigers staged a dramatic two-run rally and eventually prevailed, 7-6, in 11 innings. The Longhorns posted a 5-1 win in Game 2; however, LSU overwhelmed UT, 11-4, in the deciding game

to claim the NCAA championship trophy.

Thirteen LSU players received 2009 SEC Academic Honor Roll recognition, and six Tigers were selected in the 2009 Major League Baseball Draft, including four in the first five rounds. Outfielder Jared Mitchell was the first-round choice of the Chicago White Sox, as LSU produced a first-round selection for the first time since 2003.

Also among the drafted players was Louis Coleman, a 2009 First-Team all-American and the SEC Pitcher of the Year chosen in the fifth round by the Kansas City Royals.

2008 - Return to Omaha

Mainieri first guided LSU back into prominence in 2008 as the Tigers advanced to the College World Series, earning a berth to Omaha for the first time since 2004.

Mainieri, named 2008 National Coach of the Year by Rivals.com and by CollegeBaseballInsider.com, directed the Tigers to a 49-19-1 record. LSU, which was predicted to finish fifth in the SEC Western Division in the preseason league coaches' poll, won 26 of its final 29 games during a remarkable late-season surge.

Mainieri's promise to LSU fans to attract the nation's best players had been fulfilled during his staff's first recruiting season, as Collegiate Baseball magazine rated the Tigers' 2007 class No. 1 in the country. The recruiting class -- which included nine players selected in the Major League



Paul Mainieri and the '09 National Champions visited the U.S. Capitol and other Washington, D.C. landmarks on September 30, 2009.

Baseball Draft -- combined with LSU's returning players to form an outstanding 2008 club.

With four weeks remaining in the regular season, the '08 LSU club was 23-16-1 overall and in 11th place in the overall SEC standings with a 6-11-1 record; however, the Tigers posted a conference-record 23-game win streak that saw LSU claim the SEC Western Division title, the SEC Tournament championship and the NCAA Baton Rouge Regional championship.

LSU's 23-game surge ended with a loss to UC Irvine in Game 1 of the NCAA Baton Rouge Super Regional, but the Tigers won the next two games over the Anteaters to advance to the College World Series for the 14th time in school history and for the first time since 2004. LSU placed fifth in Omaha with a 1-2 record, marking the Tigers' first Top 5 CWS finish since the 2000 squad claimed the national title.

Fourteen LSU baseball players -- the most in the program's history -- were named to the 2008 Southeastern Conference Academic Honor Roll.

Building the LSU Foundation

It is Mainieri's goal to finish his collegiate baseball career in the same place it began 41 years ago. He earned a letter in 1976 as a freshman outfielder at LSU, where he also met his future wife, Karen, then a Fighting Tiger cheerleader. He completed his playing career at the University of New Orleans, and, after enjoying great success as a head coach at St. Thomas (Fla.) University, the Air Force Academy and Notre Dame, Mainieri returned to Baton Rouge for the 2007 season eager to enhance the Fighting Tigers' storied tradition.

Mainieri and his staff laid the foundation for the future of the LSU program during the '07 season, as the Tigers posted a 29-26-1 overall mark. Despite its inexperience -- the Tigers often featured four true freshmen in the batting order -- LSU was in contention for an NCAA Tournament bid

through the final weekend of the regular season.

The '07 Tigers won four SEC series over Top 25 teams, as LSU posted series victories over No. 3 Arkansas, No. 13 Ole Miss, No. 15 Mississippi State (a 2007 CWS participant) and No. 25 Alabama.

LSU was led by junior right-hander Jared Bradford, a second-team All-SEC selection who posted either a win or a save in 10 of the Tigers' 12 SEC victories. Outfielder Blake Dean and catcher Sean Ochinko each received Freshman All-SEC recognition for their outstanding rookie seasons.

At Notre Dame (1995-2006)

Mainieri established an unparalleled standard of excellence during his tenure at Notre Dame (1995-2006), leading his teams to 11 40-win seasons, nine conference titles, nine NCAA Regional appearances and a berth in the 2002 College World Series, marking the school's first CWS trip since 1957.

Mainieri led to Notre Dame to an NCAA Regional in every season from 1999-2006, making the Irish one of 10 teams to appear in every NCAA Tournament in that eight-year span.

Sixty of Mainieri's Notre Dame players were drafted or signed free-agent contracts, and 19 were selected in the first 10 rounds of the Major League draft. His Irish players also combined for 14 All-America and 10 Academic All-America seasons.

Mainieri's Notre Dame teams combined for a 100-percent graduation rate (71 of 71) among players who completed their eligibility. Notre Dame was the only Division I baseball program to produce Academic All-Americans each year from 2000-04, with two honored every season from 2000-03.

Seven of Mainieri's former Notre Dame players reached the Major League level, including six pitchers -- Brad Lidge, Aaron Heilman, Jeff Samardzija, Jeff Manship, John Axford, and Christian Parker. Former Irish infielder Matt Macri

Mainieri Proteges

Paul Mainieri's influence extends throughout the game of baseball, as several of his former assistant coaches and players presently work as coaches or administrators:



Virginia Coach Brian O'Connor

Former Assistant Coaches

Brian O'Connor	Head Coach, Virginia
Mike Kazlausk	Head Coach, United States Air Force Academy
Cliff Godwin	Head Coach, East Carolina
Blake Dean	Head Coach, University of New Orleans
Will Davis	Head Coach, Lamar
Cory Mee	Head Coach, Toledo
Andy Cannizaro	Head Coach, Mississippi State
Dave Schrage	Head Coach, Butler
Eric Campbell	General Manager, Team USA
Al Avila	General Manager, Detroit Tigers; Former Head Coach, St. Thomas University
Terry Rooney	Former Head Coach, UCF; Current Assistant Coach, Alabama
David Grewe	Former Head Coach, Michigan State

Former Players

Mike Kazlausk	Head Coach, United States Air Force Academy
Blake Dean	Head Coach, University of New Orleans
Will Davis	Head Coach, Lamar
Marty Smith	Head Coach, Central Florida CC
Rick Hitt	Head Coach, South Florida CC
Eddie Smith	Head Coach, Lower Columbia College
Ryan Connolly	Asst. Coach, Virginia Tech
Nolan Cain	Assistant Coach, LSU
Micah Gibbs	Assistant Coach, LSU
Nate Fury	Coordinator of Operations, LSU

"Paul was destined to be a baseball coach early on, as he learned from the best -- his Hall of Fame father, Demie. Over his coaching career, Paul has had the opportunity to impact hundreds of fortunate young men, who have learned firsthand about such values as teamwork, commitment, hard work and loyalty. He taught the very same lessons that he learned from his Dad and simply continued to pass them on to others. Paul Mainieri as a head coach embodies all that one could hope to instill in his players -- to be successful on the field and, even more importantly, to succeed at the game of life off the field."

- RANDY BUSH, CHICAGO CUBS ASSISTANT GENERAL MANAGER/TWO-TIME WORLD SERIES CHAMPION WITH MINNESOTA TWINS

made his big league debut in 2008.

In the Mainieri era, nine of 13 Irish players who were drafted out of high school went on to be drafted in a higher round at Notre Dame, while 24 who were undrafted as prep players went on to be drafted as members of the Irish program.

In 12 seasons of Big East Conference play, the Irish won more league games (192-67-2, .740) than any other team in the conference. Mainieri owns the top career Big East winning percentage (.740) in the history of the league and four of his teams posted 20-plus wins in Big East play.

Mainieri was voted in 2005 to the position of the ABCA's chair of the Division I Baseball Coaches – which he held for three years. He was also a member of the ABCA executive committee.

Mainieri served on the NCAA Division I Baseball Issues Committee, and he was a member of the NCAA Academic Enhancement Working Group.

Mainieri established in 2002 the Opening Night Dinner at Notre Dame, an event that he continues to hold each year at LSU. The event, now known as the First Pitch Banquet, has featured an impressive lineup of keynote speakers: Hall of Fame manager Tommy Lasorda, former Chicago Cubs GM Jim Hendry, Golden Spikes Award winner Ben McDonald, two-time MLB World Series champion Ryan Theriot, ESPN baseball analyst Kyle Peterson, award-winning author John Grisham and legendary pitcher Roger Clemens.

Mainieri's Early Years

A former Chicago White Sox farmhand, Mainieri was the first civilian baseball coach at Air Force and averaged 26 wins in six seasons (1989-'94) for a program that averaged just 15 wins in the six previous years. He is the only Air Force baseball coach to post six straight 20-win seasons and his 1994 squad led the nation in hitting (.360), slugging (.623) and triples (0.76 per game).

Mainieri guided the 1993 Air Force team to its first winning season in nearly a decade (28-22), with a school-record 21 wins at home. He coached three All-Americans, two Freshman All-Americans and two Academic All-Americans with the Falcons.

Mainieri coached six seasons at St. Thomas University in Miami, Fla. Four of Mainieri's teams at St. Thomas were ranked in the NCAA Division II Top 10 during the season. The 1984 Sunshine State Conference Coach of the Year saw his St. Thomas teams average 30 wins per season (after an average of just 18 wins in the six previous years). St. Thomas named its new baseball facility in Mainieri's honor in March 2013.

Fifteen of Mainieri's St. Thomas players entered pro baseball, with Joe Klink, Dane Johnson and Dan Rohrmeier each going on to appear on Major League rosters. Klink played with the 1987 Minnesota Twins and 1989 Oakland A's World Series championship teams while also pitching with the Florida Marlins in 1994.

Mainieri's coaching career began at his alma mater, Columbus High School in Miami, where he served as assistant baseball and football coach for three years before taking over at St. Thomas in the fall of 1982. He also spent the final three years at St. Thomas as director of athletics.

Mainieri was inducted into the Columbus High School Sports Hall of Fame in October 2009.

A four-year letterwinner in college, Mainieri played one season at LSU, one season for his father, legendary JUCO coach Demie Mainieri, at Miami-Dade North Community College, and two seasons at the University of New Orleans. The second baseman helped the Privateers win two Sun Belt Conference titles and advance to the 1979 NCAA Tournament during his senior season.


After completing his undergraduate degree requirements at Florida International (1980), Mainieri played two minor-league seasons before earning a master's in sports administration from St. Thomas in 1982.

Born August 29, 1957, in Morgantown, W.Va., Mainieri and his wife, Karen, have four children – Nicholas (33), Alexandra (32), Samantha (30) and Thomas (22), and three grandchildren, Holden, Jonathan and Wren.

Mainieri Coaching Record

YEAR	SCHOOL	RECORD	PCT.	NOTES/HONORS
1983	St. Thomas (Fla.)	19-25-1	.445	
1984	St. Thomas (Fla.)	37-14	.725	Set school record for wins, Sunshine State Conference Coach of Year
1985	St. Thomas (Fla.)	31-21	.596	
1986	St. Thomas (Fla.)	23-24	.489	
1987	St. Thomas (Fla.)	35-21	.625	Led nation with .340 team batting avg.
1988	St. Thomas (Fla.)	33-16-1	.670	
St. Thomas Totals (6 years)		179-121-2	.596	Winningest coach in St. Thomas history at the conclusion of his tenure
1989	Air Force	27-27	.500	Set school records for Western Athletic Conference wins (13)
1990	Air Force	26-34	.433	
1991	Air Force	22-27	.449	
1992	Air Force	23-24	.489	
1993	Air Force	28-22	.560	Team led nation in triples, second-most wins in team history, best AFA record since '82
1994	Air Force	26-24	.520	Team led nation with .360 batting average
Air Force Totals (6 years)		152-158	.490	Second-winningest coach in Air Force history
1995	Notre Dame	40-21	.656	Midwestern Collegiate Conf. Western Div. champs, most wins by first-year ND coach
1996	Notre Dame	44-18	.710	Participated in NCAA South I Regional (Tuscaloosa, Ala.)
1997	Notre Dame	41-19	.683	BIG EAST National Division champions, top winning percentage (15-6) in Big East
1998	Notre Dame	41-17	.707	Notre Dame's 10th straight 40-win season; Irish finish 12th in nation for team ERA
1999	Notre Dame	43-18	.705	National Coach of the Year (CBI); BIG EAST regular-season champ (20-5); NCAA host
2000	Notre Dame	46-18	.719	Reached title game of NCAA Starkville Regional; fourth-most wins in school history
2001	Notre Dame	49-13-1	.786	Big East/Midwest Region Coach of the Year; #1 ranking; Big East champs; NCAA host
2002	Notre Dame	50-18	.735	Midwest Region Coach of the Year; Big East champs; College World Series participant
2003	Notre Dame	45-18	.714	First Big East Tournament repeat champion since 1986; NCAA Regional participant
2004	Notre Dame	51-12	.809	First team to win three straight BIG EAST Tournament titles; NCAA Regional participant; school-record win total for 3rd time in 4 years
2005	Notre Dame	38-24-1	.611	Extended unprecedented run of Big East Tournament titles to 4; NCAA Regional finalist
2006	Notre Dame	45-17-1	.722	ABCA Midwest Region Coach of the year; extended unprecedented run of Big East Tournament titles to 5; NCAA Regional participant; Big East regular-season champs; set ND record with 23-game win streak (nation's longest in '06)
UND Totals (12 Years)		533-213-3	.714	60 of Mainieri's ND players were drafted or signed professional free-agent contracts during his tenure
2007	LSU	29-26-1	.527	LSU wins four SEC series against Top 25 teams
2008	LSU	49-19-1	.717	LSU wins SEC West and SEC Tournament; advances to CWS for first time since '04; No. 6 final national ranking
2009	LSU	56-17	.767	LSU wins College World Series title for first time since 2000; Tigers also claim SEC regular season and tournament crowns
2010	LSU	41-22	.651	LSU wins third consecutive SEC Tournament title and participates in NCAA Los Angeles Regional
2011	LSU	36-20	.643	LSU wins 12 of final 15 games and posts a 23-3 mark in non-conference action
2012	LSU	47-18	.723	LSU wins 2012 SEC championship and earns No. 7 National Seed for NCAA Tournament
2013	LSU	57-11	.838	LSU earns berth to 2013 College World Series; finishes season No. 5 in Baseball America rankings
2014	LSU	46-16-1	.738	LSU earns the NCAA Tournament No. 8 National Seed; Tigers win fifth SEC Tournament title in seven seasons
2015	LSU	54-12	.818	LSU wins SEC Championship and advances to the College World Series; Tigers lead the nation with 54 wins
2016	LSU	45-21	.692	LSU becomes just the second school in NCAA history to earn five straight NCAA Tournament National Seeds
LSU Totals (10 Years)		460-182-3	.716	LSU enters the 2017 season ranked No. 2 in the Collegiate Baseball preseason poll

34-year Head Coaching Record: 1324-674-8 (.662)



"Paul's strong baseball pedigree is one of his most admirable and valuable traits. He has Louisiana roots. He played at LSU and at UNO. He understands our culture and he appreciates the nuances of our people."

- SKIP BERTMAN,
FORMER LSU ATHLETICS DIRECTOR
AND HALL OF FAME COACH

Mainieri in the NCAA Tournament

At LSU: 37-17 (.685) (21-5 in regionals, 9-5 in super regionals, 7-7 in CWS)

At Notre Dame: 20-19 (.513) (17-16 in regionals, 2-1 in super regionals, 1-2 in CWS)

CAREER TOTAL: 57-36 (.613) (38-21 in regionals, 11-6 in super regionals, 8-9 in CWS)

Mainieri Records vs. Opponents

TEAM	WINS	LOSSES	TIES
Air Force	5	0	0
Akron	1	0	0
Alabama	26	10	0
Alcorn State	7	0	0
Appalachian State	1	2	0
Arizona	2	2	0
Arizona State	1	2	0
Arkansas	27	11	0
Arkansas Little-Rock	1	0	0
Army	8	3	0
Auburn	21	10	0
Ball State	5	5	0
Baylor	2	2	0
Binghamton	1	0	0
Boston College	26	7	0
Bowling Green	9	2	0
Brown	4	0	0
Butler	7	0	0
BYU	5	22	0
Cal State Fullerton	4	4	0
Cameron (OK)	1	0	0
Centenary	6	0	0
Central Florida	8	2	0
Central Michigan	8	4	0
Chicago	1	0	0
Chicago State	11	1	0
Christian Brothers	2	0	0
Cincinnati	7	0	0
Cleveland State	7	1	0
Coastal Carolina	0	2	0
College of Charleston	0	1	0
College of Southwest	4	2	0
Colorado College	19	0	0
Colorado Mines	2	1	0
Colorado State	9	6	0
Connecticut	19	6	1
Creighton	8	7	0
Dallas	1	0	0
Dartmouth	3	0	0
Dayton	3	2	0
Denver	8	2	0
Detroit	8	0	0
Dominican College	1	0	0
Duke	1	1	0
Duquesne	7	0	0
Eastern Illinois	4	0	0
Eastern Michigan	1	1	0
Evansville	1	1	0
Fairfield	1	0	0
Florida	14	19	0
Florida A&M	2	0	0
Florida Atlantic	2	0	0
Florida International	1	8	0
Florida Memorial	4	0	0
Florida State	3	1	0
Fordham	3	0	0
Fort Hays State	1	1	0
Fresno State	1	0	0
George Washington	1	0	0
Georgetown	30	3	0
Georgia	14	7	2
Georgia Tech	0	2	0
Grambling State	6	0	0
Harvard	2	0	0
Hawaii	4	11	0
Hillsdale	2	0	0
Holy Cross	3	0	0
Houston	2	2	0
Illinois	6	3	0
Illinois-Chicago	4	1	0
Indiana	5	1	0

TEAM	WINS	LOSSES	TIES
IUPUI	5	0	0
Indiana State	2	1	0
Indiana Tech	4	1	0
Indianapolis	2	0	0
Iowa	4	1	0
IPFW	3	0	0
Jackson State	1	0	0
Jacksonville	0	1	0
James Madison	1	0	0
Kansas	4	2	0
Kent State	1	1	0
Kentucky	13	10	1
Lamar	4	1	0
Lehigh	1	0	0
Lewis and Clark State	1	0	0
Lipscomb	1	2	0
Long Beach State	1	1	0
Louisiana College	1	0	0
Louisiana-Lafayette	10	3	2
Louisiana-Monroe	2	0	0
Louisiana Tech	1	0	0
Louisville	2	2	0
Loyola (LA)	3	0	0
Manchester	6	0	0
Maryland	3	0	0
McNeese State	10	1	0
Memphis	2	5	0
Merchant Marines	3	0	0
Metro State	7	2	0
Miami (FL)	2	6	0
Miami (OH)	1	0	0
Michigan	9	6	0
Michigan State	2	1	0
Minnesota	3	3	0
Mississippi State	25	13	0
Mississippi Valley State	4	0	0
Missouri	10	1	0
Navy	8	2	1
Nebraska	2	2	0
Nevada	1	0	0
New Mexico	9	18	0
New Mexico Highlands	5	1	0
New Mexico State	2	6	0
New Orleans	15	10	0
Newman	1	0	0
Nicholls State	10	2	0
North Carolina	1	4	0
North Carolina State	0	1	0
North Carolina Wilmington	2	0	0
North Florida	1	1	0
Northern Colorado	10	3	0
Northern Illinois	4	2	0
Northern Iowa	7	1	0
Northeastern	2	2	0
Northeastern Illinois	6	2	0
Northwestern	2	4	0
Northwestern State	11	1	0
Notre Dame	2	5	0
Nova (FL)	1	1	0
Oakland (MI)	10	0	0
Ohio State	2	1	0
Oklahoma	2	1	0
Ole Miss	19	15	0
Oral Roberts	2	1	0
Oregon State	2	0	0
University of the Pacific	1	0	0
Penn State	5	2	0
Pepperdine	3	0	0
Pittsburgh	21	8	0
Portland	1	0	0

TEAM	WINS	LOSSES	TIES
Princeton	5	1	0
Providence	7	2	0
Purdue	11	2	0
Regis	2	1	0
Rhodes College	1	0	0
Rice	6	1	0
Rochester	1	0	0
Rutgers	23	14	0
Sacred Heart	4	0	0
St. John's	20	11	0
St. Mary's (Calif.)	3	0	0
St. Mary's (Texas)	1	0	0
St. Norbert's	2	0	0
St. Thomas	1	2	0
Sacramento State	2	1	0
Sam Houston State	2	0	0
San Diego	1	3	0
San Diego State	2	15	0
San Francisco	2	1	0
Seton Hall	22	9	0
Siena Heights	2	0	0
South Alabama	2	0	0
South Carolina	13	7	0
South Connecticut	1	0	0
South Dakota State	0	1	0
South Florida	4	1	0
Southeastern Louisiana	11	1	0
Southern	11	0	0
Southern California	3	2	0
Southern Colorado	2	0	0
Southern Illinois	9	2	0
Southern Miss	9	1	0
Southern Utah	1	0	0
Southwest Missouri State	2	0	0
(Southwest) Texas State	2	1	0
Stanford	0	2	0
Stephen F. Austin	2	0	0
Stetson	4	4	0
Stony Brook	1	2	0
Tennessee	14	8	0
Texas	2	2	0
Texas A&M	7	8	0
Texas Christian	0	3	0
Texas-Pan American	4	4	0
Texas-San Antonio	2	3	0
Texas Southern	2	0	0
Texas Tech	2	1	0
Toledo	11	0	0
Tulane	15	7	0
UC Irvine	4	2	0
UCLA	0	2	0
UC Santa Barbara	1	0	0
Utah	6	19	0
Utah Valley	1	0	0
Valparaiso	12	1	0
Vanderbilt	11	14	0
Villanova	28	5	1
Virginia	2	1	0
Virginia Tech	7	6	0
Wake Forest	5	0	0
Washington	5	2	0
Washington State	1	0	0
West Virginia	23	10	0
Western Michigan	8	2	0
Western New Mexico	2	1	0
William & Mary	3	0	0
Winthrop	1	0	0
Wisconsin-Milwaukee	7	3	0
Wright State	1	3	0
Wyoming	10	15	0
Xavier	1	0	0
Yale	2	2	0

#34 • ASSOCIATE HEAD COACH

ALAN DUNN

2015 National Pitching Coach of the Year



Alan Dunn, who was named the 2015 National Pitching Coach of the Year by Collegiate Baseball newspaper, is in his sixth season as LSU's pitching coach. He was promoted to associate head coach in January 2017.

During Dunn's five-season LSU tenure (2012-16), the Tigers have earned five NCAA Tournament National Seeds, two College World Series appearances, four NCAA Regional titles, two SEC championships, three SEC Western Division titles and two SEC Tournament crowns.

Dunn has coached four Major League Baseball pitchers at LSU, including starting pitchers Kevin Gausman of the Baltimore Orioles and Aaron Nola of the Philadelphia Phillies, both of whom were first-round draft choices. Two other Dunn products at LSU – Nick Rumbelow and Nick Goody – have pitched for the New York Yankees.

Dunn has produced a total of 14 LSU pitchers that were selected in the Major League Baseball draft, including seven in the first 10 rounds.

Dunn was the minor league pitching coordinator for the Baltimore Orioles when he was hired in June 2011 as the pitching coach for the LSU program. He has 22 years of experience as a pitching coach on the professional level, and he has coached more than 25 pitchers that have advanced to Major League Baseball.

Dunn directed a Fighting Tiger staff in 2015 that helped lead the team to the SEC championship and a berth in the College World Series. The staff, which was No. 2 in the SEC in



Alan Dunn (center) was the recipient of the 2015 National Pitching Coach of the Year Award. He was joined at the presentation by LSU coach Paul Mainieri (right) and John Pinkman (left) of Collegiate Baseball magazine.

right-hander Alex Lange, the National Freshman Pitcher of the Year and the SEC Freshman of the Year. Lange, a first-team all-American, was 12-0 with a 1.97 ERA and 131 strikeouts in 114 innings.

In 2014, Dunn directed an LSU staff that led the nation with a school-record 17 shutouts. LSU was No. 1 in the SEC in fewest runs allowed (180), No. 1 in WHIP (1.09), No. 2 in ERA (2.60) and No. 3 in hits allowed per nine innings (6.99). The Tigers ranked fifth in the nation in hits allowed per nine innings and sixth in WHIP.

Dunn supervised the development of LSU first-team all-American Aaron Nola, who was named 2014 National Pitcher of the Year by the College Baseball Foundation, and he was voted SEC Pitcher of the Year for the second straight season.

Dunn in 2013 directed an LSU pitching staff that posted a 2.40 ERA, which ranked second in the SEC and No. 3 in the nation. The Tigers were also No. 2 in the league in opponent batting average (.218) and No. 3 in the conference in strikeouts (506). Four members of the 2013 LSU staff were selected in the first 14 rounds of the MLB Draft, including second-rounder Ryan Eades by the Minnesota Twins.

In 2012, Dunn coached LSU first-team all-American and current Major Leaguer Kevin Gausman, who led the SEC in wins (12) and strikeouts (135). As a staff, the Tigers were No. 1 in the league in strikeouts with 573.

Prior to arriving at LSU, Dunn spent three full seasons and the end of 2007 as Baltimore's major league bullpen coach before becoming the Orioles' minor league pitching coordinator prior to the 2011 season.

Dunn was in his 15th season in the Chicago Cubs organization and his first as minor league pitching coordinator when he was hired in August 2007 by Orioles manager Dave Trembley. Dunn served as pitching coach at every level from Class A to AAA in his 15 years with the Cubs.

Dunn joined the Cubs in 1992 as a scout before becoming the pitching coach in 1993 for the team's Class A affiliate in Geneva N.Y. He then moved on to other Class A clubs at Peoria, Ill. (1994), Rockford, Ill. (1995-96) and Daytona, Fla. (1997). Dunn served as pitching coach for the AA West Tennessee Diamond Jaxx from 1998 through 2005, where his pitching staffs finished first or second in the Southern League in ERA three times.

He was the pitching coach at AAA Iowa in 2006 before becoming the Cubs' minor league pitching coordinator in 2007.

Dunn pitched professionally for two years in the Detroit Tigers farm system. He was the Tigers' fourth-round selection (95th player overall) in the 1983 MLB Draft out of the University of Alabama, where he played for the Crimson Tide's '83 College World Series runners-up team.

He worked as an assistant coach at Vanderbilt in 1991 and 1992 prior to beginning his coaching career at the pro level.

Dunn earned a bachelor's of science degree in physical education from UAB in 1991. He and his wife, Jay, have two children – a son, Davis, and a daughter, Bailey.

The Dunn File

Year at LSU:	Sixth
Birthdate:	November 19, 1961
Hometown:	Gadsden, Ala.
Wife:	Jay
Children:	Davis, Bailey
Alma Mater:	UAB, 1991

Playing Career

1981-83	Alabama
1983-84	Detroit Tigers and New York Mets affiliates

Coaching Experience

2012-	LSU (pitching coach; associate head coach, 2017)
2011	Baltimore Orioles Minor League Pitching Coordinator
2007-2010	Baltimore Orioles Bullpen Coach
2007	Chicago Cubs Minor League Pitching Coordinator
2006	Pitching Coach, Iowa Cubs, Pacific Coast League, AAA (Cubs)
1998-2005	Pitching Coach, West Tennessee Diamond Jaxx, Southern League, AA (Cubs)
1997	Pitching Coach, Daytona Cubs, Florida State League, A (Cubs)
1995-96	Pitching Coach, Rockford Cubbies, Midwest League, A (Cubs)
1994	Pitching Coach, Peoria Chiefs, Midwest League, A (Cubs)
1993	Pitching Coach, Geneva Cubs, New York-Penn League, A (Cubs)
1991-92	Assistant Coach, Vanderbilt



Alan and Jay Dunn (above); children Bailey and Davis (below)



NOLAN CAIN

#39 • ASSISTANT COACH & RECRUITING COORDINATOR



Former LSU pitcher Nolan Cain was promoted to assistant coach/recruiting coordinator in November 2016 after working for one season as the Tigers' volunteer coach and for two seasons as coordinator of operations.

During Cain's three seasons on the LSU staff, the Tigers have earned three NCAA Tournament National Seeds, one College World Series appearance, two NCAA Regional titles, one SEC championship, one SEC Western Division title and one SEC Tournament crown.

Cain, who will continue to serve as LSU's third-base coach and catchers coach, will manage all aspects of the Tigers' recruiting process.

Cain, a reliever on LSU's 2009 national championship team, has handled a number of responsibilities with the baseball program, including team travel, budgeting, community relations and the operation of the Paul Mainieri LSU Baseball Camp.

Cain made 73 career relief appearances for the Tigers in four seasons (2006-09). The right-hander was a physical presence on the mound with solid fastball and

an excellent breaking pitch. He received his LSU degree in May 2009 and pitched in the minor leagues after signing a free agent contract with the Detroit Tigers in June 2009.

Cain, a native of Cantonment, Fla., helped lead LSU to the '09 national title, making 19 appearances on the mound while recording a 5-0 mark and a 4.01 ERA in 33.2 innings with 10 walks and 38 strikeouts. He provided an excellent relief outing in Game 2 of the College World Series Finals versus Texas, firing 3.1 shutout innings with four strikeouts.

Cain and his wife, the former Kristen Hobbs, have one son, Cason. Kristen played softball at LSU from 2004-07 and now works as the Special Events and Community Relations Coordinator for the LSU athletic department.

The Cain File

Year at LSU:	Fourth
Birthdate:	January 2, 1986
Hometown:	Cantonment, Fla.
Wife:	Kristen
Children:	Cason (born Nov. 6, 2012)
Education:	LSU, 2009 B.A. in interdisciplinary studies

Playing Career

2006-2009	LSU
2009	Detroit Tigers farm system

Coaching Career

2017-	LSU (assistant coach/recruiting coordinator)
2016	LSU (volunteer coach)
2013-15	LSU (coordinator of baseball operations)



Nolan and Kristen Cain with son, Cason.

MICAH GIBBS

#47 • VOLUNTEER COACH & HITTING COACH



Former LSU catcher Micah Gibbs was named the Tigers' hitting coach in November 2016 after working for one season as coordinator of operations.

Gibbs, an all-American who produced one of the highest single-season batting averages in LSU history in 2010, joined the Tigers' staff prior to the 2016 season after playing six years of minor league baseball and reaching the AAA level.

Gibbs will supervise all aspects of the Tigers' offensive approach at the plate. Along with his

on-field experience, he has handled a number of responsibilities with the baseball program, including team travel, budgeting, community relations and the operation of the Paul Mainieri Baseball Camp.

Gibbs, native of Pflugerville, Texas, started 177 games in three seasons (2008-10) at LSU, batting .336 (221-for-657) with 46 doubles, five triples, 18 homers and 137 RBI. He earned second-team All-America and first-team All-SEC honors in 2010, when he hit .388 (95-for-245) with 14 doubles, three triples, 10 homers and 60 RBI. The .388 average ranks among the Top 10 highest single-season averages in LSU annals.

Gibbs helped lead the Tigers to the College World Series title in 2009, batting .294 (70-for-238) with 16 doubles, two triples, six homers and 42 RBI. He was also the starting catcher for the United States National Team that won a gold medal at the 2008 World Championships in the Czech Republic.

Gibbs was selected in the third round of the 2010 MLB Draft by the Chicago Cubs, and he played for six seasons in the farm systems of the Cubs, the Kansas City Royals and the Los Angeles Dodgers. Gibbs earned an LSU degree in sport administration in December 2014.



The Gibbs File

Year at LSU:	Second
Birthdate:	July 27, 1988
Hometown:	Pflugerville, Texas
Education:	LSU, 2014 B.S. in Sport Administration

Playing Career

2008-2010	LSU
2010-12	Chicago Cubs, Kansas City Royals, Los Angeles Dodgers minor league organizations

Coaching Career

2017	LSU (volunteer coach/hitting coach)
2016	LSU (coordinator of baseball operations)



SEAN OCHINKO

#52 • UNDERGRADUATE ASSISTANT COACH

The Ochinko File

Year at LSU:	First
Birthdate:	October 21, 1987
Hometown:	Parkland, Fla.
Education:	Pursuing an Interdisciplinary Studies degree at LSU

Sean Ochinko will work this season as the Tigers' undergraduate assistant coach as he pursues an LSU degree.

Ochinko was a catcher/first baseman at LSU from 2007-09, and he helped lead the Tigers to the 2009 College World Series title. He played in 65 games (63 starts) in 2009, batting .333 (78-for-234) with 15 doubles, nine homers, 57 RBI and 46 runs.

Ochinko was LSU's top hitter in '09 postseason games, batting .362 (17-for-47) with three doubles, two homers, 13 RBI and seven runs. He hit .368 (7-for-19) in the College World Series with one double, two homers, seven RBI and four runs.

Ochinko collected a career-high four hits in his final collegiate game, as he was 4-for-5 with a homer and three RBI in Game 3 of the CWS Finals versus Texas.

A native of Parkland, Fla., Ochinko was selected in the 11th round of the 2009 MLB Draft by the Toronto Blue Jays, and he played six seasons in the minor leagues, advancing to the Triple-A level.



NATE FURY

COORDINATOR OF OPERATIONS

The Fury File

Year at LSU:	First
Birthdate:	February 6, 1991
Hometown:	Harahan, La.
Education:	LSU, 2014 B.S. in Sport Administration

Nate Fury, an LSU pitcher in 2013 and 2014, was named in January 2017 as the Tigers' coordinator of baseball operations. Fury will handle a number of duties, including team travel, budgeting and community relations.

Fury, 26, takes over the position that was held last season by Micah Gibbs, who was appointed the Tigers' volunteer assistant coach in November 2016.

Fury, a native of Harahan, La., made 46 career relief appearances for the Tigers, posting a 5-2 record and a 2.45 ERA in 47.2 innings with 38 strikeouts. He made 20 relief appearances in 2013, helping LSU to a College World Series appearance, and he made 26 appearances in 2014, recording a 3-1 mark with a 2.15 ERA.

Fury, who has an LSU degree in sports administration, was selected by the Detroit Tigers in the 2014 MLB Draft, and he pitched in the minor leagues for three seasons. He was a two-time member of the SEC Academic Honor Roll during his LSU career.



TRAVIS ROY

STRENGTH & CONDITIONING COORDINATOR

Travis Roy enters his second season as the strength and conditioning coordinator for the LSU baseball program. He most recently worked as the strength coach for the Florida State baseball team that claimed the 2015 Atlantic Coast Conference tournament championship.

Roy, a Baton Rouge native, went to Florida State in 2014 after spending three seasons at LSU as a graduate assistant for the football and baseball teams and a semester working with the Tiger volleyball team. He earned his bachelor's degree from LSU in kinesiology with an emphasis in fitness studies in 2012, and then completed his master's degree at LSU in kinesiology with an

emphasis in sports management in 2014.

While Roy was a graduate assistant at LSU, the Tiger baseball team captured the SEC Tournament title in 2013 and 2014 while earning a trip to the College World Series in 2013. Over a two-year span, Roy trained 13 Tigers that were selected in the MLB First-Year Player Draft and 18 underclassmen that were drafted from the football team.

In 2011, Roy worked as an intern at Gayle Hatch Weightlifting, training three individuals that competed in the 2011 AAU Junior Olympics. Roy began training with Hatch, who was the head strength coach for the USA in the 2004 Olympic Games in Athens, Greece, at the age of 11. In 2005, Roy won gold at the AAU Junior Olympics and was named the Most Outstanding Lifter for his age group.

Roy is certified by the National Strength Coach Association (NSCA) as a Certified Strength & Conditioning Specialist (CSCS).

He also holds a Level 1 certification by the United States Weightlifting Federation (USAW-1).

Roy's family is certainly no stranger to strength and conditioning as his great-grandfather, Alvin Roy, was the first strength and conditioning coach in college and professional football. Alvin won a national championship at LSU in 1958 and trained Heisman Trophy winner Billy Cannon. Alvin would also go on to capture an AFL world championship with the San Diego Chargers in 1963, and he was a member of the Kansas City Chiefs staff that won Super Bowl IV in New Orleans over the Minnesota

The Roy File

Appointed at LSU:	August 2015
Birthdate:	April 24, 1990
Hometown:	Baton Rouge, La.
High School:	Redemptorist HS, 2008
College:	LSU, 2012
Postgraduate:	LSU, 2014



JAMIE TUTKO

VIDEO COORDINATOR

Jamie Tutko joined the LSU Baseball staff in the summer of 2016 as the program's first full-time video coordinator. Tutko will videotape all of the Tigers' scrimmages and games at different camera angles and develop scouting reports that will assist the LSU coaches in game preparation.

Tutko, a Tampa, Fla., native, most recently worked as video coordinator for the Miami Marlins' AAA affiliate in New Orleans, La. from 2014-16. Prior to his appointment with the Marlins, he was the video coordinator for the

Cincinnati Reds' affiliate in Billings, Mont., from 2012-13.

Tutko also worked in 2011 as an account executive for the Daytona Cubs in Daytona Beach, Fla., assisting in ticket and concessions operations and creating promotional ideas.

He served as an intern at the Major League Baseball Winter Meetings in 2009 and 2010, assisting in the operation of the event.

Tutko earned a Bachelor of Arts degree in sport business in 2011 from Saint Leo University, where he was captain of the baseball team and was named to the Dean's List. He earned a master's degree in business administration from Saint Leo in 2015.



CORY COUTURE

ATHLETIC TRAINER

Cory Couture is in his fourth season as the LSU Baseball Athletic Trainer after serving two years as an assistant athletic trainer on the Florida State sports medicine staff.

Prior to arriving at Florida State, Couture served as head athletic trainer at Loyola University in New Orleans for four years. Before moving to New Orleans, he completed a year internship with the Carolina Panthers of the NFL.

Couture graduated from Florida State in 2006 with a master's degree in sports administration. While pursuing his degree, he

also worked as a graduate assistant for two years with the FSU football team.

Couture received his bachelor's degree in kinesiology/athletic training from LSU. During his time as an undergraduate student, he spent four years working in the LSU Athletic Training Program as an athletic training student. Couture also worked two preseason internships with the Tampa Bay Buccaneers.

A native of Patterson, La., Couture and his wife Ana were married in July of 2011. They have one son, Cruz, born in February 2015.



Bill Franques
PUBLICIST/STADIUM
ANNOUNCER



Virginia Robertson
OFFICE MANAGER



Kirstin DeFusco
ACADEMIC ADVISOR



Spencer Farley
EQUIPMENT MANAGER



Brian Khoury
STUDENT EQUIPMENT
MANAGER



Jimmy Jordan
STUDENT EQUIPMENT
MANAGER



Ricky Smith
STUDENT EQUIPMENT
MANAGER



Trent Forshag
STUDENT EQUIPMENT
MANAGER



Bryce Shelton
STUDENT EQUIPMENT
MANAGER



Chad Naccari
STUDENT EQUIPMENT
MANAGER



Emily Daigle
STUDENT TRAINER



Joshua Paul
STUDENT TRAINER



Joe Stephens
OFFICE ASSISTANT



Jorge Abadin
OFFICE ASSISTANT

Season Overview

- LSU posted a 45-21 overall mark in 2016, advancing to the NCAA Super Regional, where the Tigers were defeated by Coastal Carolina in Alex Box Stadium, Skip Bertman Field.
- LSU entered the NCAA Tournament as the No. 8 National Seed, marking the fifth straight year the Tigers received the national seed designation. Only Stanford (six in a row from 1999-2004) has also claimed five consecutive national seeds.
- The Tigers posted a 3-1 mark in the NCAA Regional to advance to the Super Regional round. LSU defeated Utah Valley before winning two of three games over Rice to secure the regional title. LSU played host to a regional for the 23rd time in the past 27 seasons and won a regional for the 20th time in



Centerfielder Jake Fraley was a second-round selection by the Tampa Bay Rays.

its home ball park.

- The Tigers surged down the stretch of the season, winning 17 of their final 22 games, including 12 of their final 14 games against SEC opponents. LSU finished with a 19-11 SEC regular-season mark and placed third in the Western Division. The Tigers advanced to the semifinal round of the SEC Tournament.
- LSU had 21 come-from-behind wins on the year, including a 10-9, 10-inning win over Arkansas on May 7 after the Tigers trailed, 9-1, through five innings. The eight-run comeback was the largest by the Tigers since 2010, when LSU erased an 8-0 deficit against William and Mary to post a victory.

Robertson Earns All-America, All-SEC Accolades

LSU junior shortstop Kramer Robertson was named a 2016 Second-Team All-American by Collegiate Baseball magazine, and he was voted first-team All-SEC by the league coaches.

Robertson, a product of McGregor, Texas, was also named to the Brooks Wallace Award Watch List during the season as a National Shortstop of the Year candidate.

Robertson hit .324 (84-for-259) on the year with 20 doubles, two triples, two homers, 39 RBI, 61 runs scored and 14 stolen bases, and he committed just 13 errors in 250 chances. He was LSU's leading hitter in SEC regular-season games, batting .363 with nine doubles, one triple, one homer, 19 RBI and 26 runs. Robertson ranked No. 3 in the SEC in doubles, No. 3 in the league in runs scored and No. 8 in base hits.

Robertson was LSU's leading hitter with runners in scoring position, batting .364 (32-for-88) when he had an RBI opportunity. He delivered a walk-off single in the ninth inning on May 24 to lift LSU to 5-4 win over Tennessee in its SEC Tournament opener.

Duplantis Earns Freshman All-America Recognition

LSU rightfielder Antoine Duplantis received Freshman All-America recognition from Collegiate Baseball newspaper, the National Collegiate Baseball Writers Association (NCBWA), Perfect Game and D1Baseball.com.

Duplantis, a native of Lafayette, La., was one of the outfielders on the

Collegiate Baseball Freshman All-America team, and he received second-team Freshman All-America honors from the NCBWA, Perfect Game and D1 Baseball.

Duplantis, also a 2016 Freshman All-SEC selection, was the Tigers' second-leading hitter in 2016, starting all 66 of LSU's games and batting .327 (89-for-272) with nine doubles, five triples, two homers, 39 RBI, 45 runs and 13 stolen bases.

He completed the season No. 2 in the SEC in base hits with 89 and No. 5 in the league in triples with five.

Duplantis was named SEC Freshman of the Week on May 23 after batting .455 (5-for-11) in the Tigers' series victory over top-ranked Florida with one RBI, one run, three walks and a .571 on-base percentage.

He posted a 19-game hitting streak to start the season, marking the third-longest streak by an LSU freshman over the past 20 seasons. Duplantis hit .397 during the 19-game streak with six doubles, two triples, 10 RBI, 14 runs and seven steals in seven attempts.

Fraley Selected on Day 1 of 2016 MLB Draft

LSU junior outfielder Jake Fraley was selected in the second round of the 2016 Major League Baseball Draft by the Tampa Bay Rays.

Fraley, a native of Middletown, Del., was officially taken in Lottery Round B, which occurs at the end of the second round. Fraley was the 77th overall selection of the draft.

A three-year starter in the LSU outfield, Fraley batted .326 (87-for-267) in 2016 with 10 doubles, six triples, five homers, 35 RBI, 59 runs and 28 steals in 37 attempts.

Fraley was No. 1 in the SEC in stolen bases and No. 3 in the league in runs scored, triples and base hits. Fraley's 28 steals was the eighth-best single-season total in LSU history. He collected 59 career stolen bases and is No. 7 on LSU's all-time steals list.

Fraley was named to the 2016 NCAA Baton Rouge Regional All-Tournament Team, batting .375 (6-for-16) with one double, two homers, four RBI and five runs scored, as he helped lead LSU to the NCAA Super Regional round.

He posted a 17-game hitting streak from April 24-May 21, batting .343 (24-for-70) during the streak with three



Parker Bugg made 28 relief appearances in 2016, posting four saves.



Jared Poche' improved his career mark at LSU to 27-9 in three seasons.



Shortstop Kramer Robertson earned All-America and All-SEC honors.

doubles, one triple, two homers, 10 RBI, 15 runs and five stolen bases.

Fraley completed his career with a .328 (201-for-613) batting average, 28 doubles, 12 triples, 10 home runs and 142 runs scored. He played in 173 games at LSU with 149 starts.

Seven LSU Players Chosen on Day 3 of 2016 MLB Draft

Seven LSU players were selected during Day 3 of the 2016 Major League Baseball Draft.

The players chosen on the draft's final day included junior left-handed pitcher Jared Poche' (14th round, San Diego), sophomore right-handed pitcher Jesse Stallings (15th round, Cincinnati), junior second baseman Cole Freeman (18th round, Los Angeles Dodgers), junior right-handed pitcher Riley Smith (24th round, Arizona), sophomore first baseman Greg Deichmann (26th round, Minnesota), junior right-handed pitcher Parker Bugg (27th round, Miami) and junior shortstop Kramer Robertson (32nd round, Cleveland).

Poche', a product of Lutcher, La., has a 27-9 career mark in three years at LSU, and he is the only Tiger pitcher in school history to win at least nine games in each of his first three seasons. He was 9-4 in 2016 with a 3.35 ERA in 102 innings, 37 walks and 87 strikeouts.

Stallings, a native of Colfax, La., was 3-0 on the year with a 3.64 ERA in 25 appearances (two starts). A Freshman

All-American in 2015, he worked 29.2 innings in 2016, recording 18 strikeouts and limiting opponents to a .232 batting average.

Freeman, a product of Mandeville, La., was among LSU's offensive leaders all season while making numerous spectacular defensive plays at second base. He batted .329 on the year with seven doubles, three triples, one homer, 27 RBI, 46 runs and 26 stolen bases. Freeman was voted to the SEC All-Defensive Team by the league coaches.

Smith, who transferred to LSU from San Jacinto (Texas) Junior College, was plagued for much of the season by a shoulder injury, but became a contributor on the mound near the end of the year. He posted a 2-1 mark in 12 appearances, with 11 strikeouts in 22.1 innings.

Deichmann, a native of Metairie, La., was LSU's leader in homers (11) and RBI (57). He was named the Most Outstanding Player of the NCAA Baton Rouge Regional, batting .600 (9-for-15) with three homers and 10 RBI.

Bugg, a product of San Diego, Calif., was a mainstay in the LSU bullpen for three seasons. He made 28 relief appearances in 2016, posting four saves and a 3.40 ERA in 39.2 innings with 36 strikeouts and a .209 opponent batting average.

Robertson, a native of McGregor, Texas, received First-Team All-SEC and Second-Team All-America recognition in

2016. He is batted .324 with 20 doubles, two triples, two homers, 61 runs, 39 RBI and 14 stolen bases.

LSU Ranked No. 1 in College Baseball Ball Park Experience

Stadium Journey magazine ranked LSU's Alex Box Stadium, Skip Bertman Field No. 1 in its list of the Top 50 best ball parks in college baseball.

Stadium Journey compiled the work of correspondents across the country to produce the 2016 NCAA Ballpark Experience Rankings.

Stadium Journey uses the "FANFARE" system to provide an overall fan experience rating based on several important categories. These categories include F - Food & Beverage (concessions), A - Atmosphere, N - Neighborhood, F - Fans, A - Access, R - Return on Investment, and E - Extras. The combined average score is based on a five-star system, where five is the highest rating possible.

In its review of LSU's venue, Stadium Journey wrote, "The Tiger baseball experience at Alex Box Stadium has it all, from a powerhouse ball club, state of the art facility, great food selection, a rabid fan base, and an intimidating atmosphere for opposing teams. Fans of college baseball would be wise to make the pilgrimage to Baton Rouge part of their ball park bucket list."

Feb 19, 2016 at Baton Rouge, La.

Cincinnati..... 010 000 200 200 - 5 6 4 (0-1)
 LSU..... 000 100 011 201 - 6 8 1 (1-0)

WP-Alden Cartwright (1-0) LP-ORNDORFF, David (0-1) T-3:59 A-11906

Feb 20, 2016 at Baton Rouge, La.

Cincinnati..... 000 000 000 - 0 4 0 (0-2)
 LSU..... 110 020 00X - 4 6 1 (2-0)

WP-Alex Lange (1-0) LP-PATISHALL, Mitch (0-1) T-2:38 A-11573
 HR LSU - Greg Deichmann (1)

Feb 21, 2016 at Baton Rouge, La.

Cincinnati..... 200 002 000 - 4 7 1 (0-3)
 LSU..... 101 253 00X - 12 10 2 (3-0)

WP-John Valek III (1-0) LP-OLASZ, A.J. (0-1) T-3:03 A-10334
 HR CIN - WENZEL, Devin (1), WALLACE, Woody (1)
 HR LSU - Beau Jordan (1), Jordan Romero (1), Bryce Adams (1), O'Neal Lochridge (1)

Feb 24, 2016 at Beaumont, Texas

LSU..... 080 000 300 - 11 12 1 (3-1)
 Lamar..... 021 025 02X - 12 10 0 (5-0)

WP-Johnson, Jimmy (1-0) Save-Oquendo, Enrique(2) LP-Parker Bugg (0-1) T-3:12 A-3563 HR LSU - O'Neal Lochridge (2)
 HR LU - McDowell, Cutter (1), Arredondo, Bryndan (1)

Feb 26, 2016 at Baton Rouge, La.

Sacramento State.... 000 000 000 - 0 3 4 (3-2)
 LSU..... 110 002 11X - 6 9 0 (4-1)

WP-Jared Poche' (1-0) LP-Long, Sam (0-2) T-2:49 A-10754

Feb 27, 2016 at Baton Rouge, La.

Sacramento State.... 010 200 002 - 5 10 0 (4-2)
 LSU..... 004 000 000 - 4 11 2 (4-2)

WP-Beardsley, Tyler (1-0) LP-Caleb Gilbert (0-1) T-3:01 A-11094
 HR SAC - Esposito, Vinny (1)

Feb 28, 2016 at Baton Rouge, La.

Sacramento State.... 000 000 100 - 1 5 3 (4-3)
 LSU..... 005 012 30X - 11 14 1 (5-2)

WP-John Valek III (2-0) LP-Karnos, Max (0-1) T-2:29 A-10514

March 2, 2016 at Thibodaux, La.

LSU..... 300 321 000 - 9 12 0 (6-2)
 Nicholls..... 100 000 012 - 4 12 3 (4-6)

WP-Alden Cartwright (2-0) LP-Smith, Jake (1-2) T-3:26 A-3698

March 4, 2016 at Baton Rouge, La.

Fordham..... 000 000 010 - 1 10 3 (3-5)
 LSU..... 000 405 21X - 12 11 2 (7-2)

WP-Jared Poche' (2-0) LP-WEISSERT, Greg (0-1) T-2:59 A-10528
 HR LSU - Jordan Romero (2), Michael Papierski (1)

March 5, 2016 at Baton Rouge, La. - GAME 1 OF DH

Fordham..... 000 100 000 - 1 3 2 (3-6)
 LSU..... 150 023 22X - 15 13 0 (8-2)

WP-John Valek III (3-0) LP-SERRAPICA, Joseph (0-3) T-2:43 A-10506
 HR LSU - Chris Reid (1), Jake Fraley (1), Jordan Romero (3)

March 5, 2016 at Baton Rouge, La. - GAME 2 OF DH

Fordham..... 001 032 100 - 7 12 3 (3-7)
 LSU..... 210 000 70X - 10 15 1 (9-2)

WP-Caleb Gilbert (1-1) LP-MANASEK, David (0-1) T-3:30 A-10509

March 8, 2016 at Baton Rouge, La.

Louisiana Tech..... 000 200 100 - 3 6 0 (8-4)
 LSU..... 023 010 00X - 6 10 0 (10-2)

WP-Austin Bain (1-0) Save-Caleb Gilbert(1) LP-Tyler Clancy (3-1) T-2:31 A-9873 Louisiana Tech catcher Brent Diaz was ejected in the top of the 6th inning.

March 11, 2016 at Baton Rouge, La.

Ball State..... 012 002 200 - 7 11 1 (8-7)
 LSU..... 000 001 000 - 1 8 2 (10-3)

WP-MARNON, Kevin (2-2) Save-PLESAC, Zach(1) LP-Jared Poche' (2-1) T-3:03 A-9919 HR BALL - CALL, Alex (1), RINDFLEISCH, Jaret 2 (2), KENNEDY, Sean (1)

March 12, 2016 at Baton Rouge, La.

Ball State..... 002 010 000 - 3 7 2 (8-8)
 LSU..... 001 800 00X - 9 12 0 (11-3)

WP-Alex Lange (2-0) LP-BURNS, Brendan (2-1) T-3:10 A-10406

March 13, 2016 at Baton Rouge, La.

Ball State..... 001 002 300 - 6 14 2 (8-9)
 LSU..... 103 402 00X - 10 14 0 (12-3)

WP-John Valek III (4-0) LP-BROCKHOUSE, Colin (1-2) T-2:59 A-10241
 HR LSU - Greg Deichmann (2)

March 16, 2016 at Baton Rouge, La.

New Orleans..... 110 000 101 - 4 8 1 (13-4)
 LSU..... 200 033 01X - 9 10 0 (13-3)

WP-Austin Bain (2-0) LP-Warzek, Bryan (0-1) T-2:44 A-10211
 HR UNO - Dean, Dakota (2) HR LSU - Bryce Jordan (1)

Mar 19, 2016 at Baton Rouge, La. - GAME 1 OF DH

Alabama..... 000 000 402 - 6 12 0 (12-5)
 LSU..... 000 000 000 - 0 5 0 (13-4)

WP-Geoffrey Bramblett (2-0) Save-Jon Keller(1) LP-Alex Lange (2-1) T-2:43 A-10366 HR UA - Chandler Taylor (3)

March 19, 2016 at Baton Rouge, La. - GAME 2 OF DH

Alabama..... 000 210 001 - 4 7 1 (13-5)
 LSU..... 000 001 002 - 3 13 2 (13-5)

WP-Jake Walters (2-2) Save-Matt Foster(1) LP-Jared Poche' (2-2) T-3:25 A-10806 HR UA - Will Haynie (2)

March 20, 2016 at Baton Rouge, La.

Alabama..... 101 000 201 - 5 12 4 (13-6)
 LSU..... 000 010 06X - 7 11 1 (14-5)

WP-Caleb Gilbert (2-1) LP-Kyle Cameron (1-1) T-3:11 A-10376
 HR UA - Chandler Taylor (4)

March 22, 2016 at Metairie, La.

UL-Lafayette..... 100 040 000 - 5 6 4 (12-9)
 LSU..... 002 330 00X - 8 11 1 (15-5)

WP-Alden Cartwright (3-0) LP-Guillory, Evan (1-3) T-3:01 A-10131
 HR UL - Sensley, Steven (2)

March 24, 2016 at College Station, Texas

LSU..... 000 001 000 - 1 7 0 (15-6)
 Texas A&M..... 110 000 22X - 6 10 0 (20-2)


WP-Vines, Jace (4-0) Save-Hill, Brigham(1) LP-Jared Poche' (2-3) T-3:18 A-4477



Brennan Breaux



Russell Reynolds



Beau Jordan

March 25, 2016 at College Station, Texas

LSU..... 001 000 101 - 3 8 1 (16-6)
Texas A&M..... 000 020 000 - 2 7 2 (20-3)

WP-Caleb Gilbert (3-1) LP-Ecker, Mark (2-1) T-4:02 A-6436
HR TAMU - Gideon, Ronnie (3)

March 26, 2016 at College Station, Texas

LSU..... 000 010 000 - 1 9 1 (16-7)
Texas A&M..... 000 110 01X - 3 8 2 (21-3)

WP-Simonds, Kyle (5-0) Save-Hendrix, Ryan(5) LP-John Valek III (4-1) T-2:44 A-6181 HR LSU - Greg Deichmann (3) HR TAMU - Banks, Nick (2)

March 29, 2016 at Baton Rouge, La.

Tulane..... 140 000 011 - 7 7 0 (18-7)
LSU..... 000 000 001 - 1 7 3 (16-8)

WP-FRANCE, J.P. (2-0) LP-Cole McKay (0-1) T-3:02 A-10851
HR TLN - WILLSEY, Jake (5)

April 2, 2016 at Auburn, Ala. - GAME 1 OF DH

LSU..... 000 200 003 - 5 9 1 (16-9)
Auburn..... 004 200 11X - 8 7 2 (13-13)

WP-Camp, Justin (2-1) Save-Yarbrough, Izaac(1) LP-Alex Lange (2-2) T-3:07 A-Game 1 of DH HR LSU - Greg Deichmann (4) HR AUBURN - Palacios, Joshua (4)

April 2, 2016 at Auburn - GAME 2 OF DH

LSU..... 020 101 301 - 8 11 0 (17-9)
Auburn..... 000 010 014 - 6 14 3 (13-14)

WP-Jared Poche' (3-3) LP-Lipscomb, Cole (1-3) T-2:59 A-4096
HR LSU - Jordan Romero (4)

April 3, 2016 at Auburn, Ala.

LSU..... 120 030 310 - 10 13 0 (18-9)
Auburn..... 300 002 000 - 5 8 2 (13-15)

WP-John Valek III (5-1) Save-Parker Bugg(1) LP-Mitchell, Andrew (4-1) T-3:01 A-3811 HR LSU - Jordan Romero (5), Beau Jordan (2) HR AUBURN - Palacios, Joshua (5)

April 5, 2016 at Baton Rouge, La.

Southern..... 000 001 000 - 1 9 4 (8-18)
LSU..... 400 033 01X - 11 10 1 (19-9)

WP-Jesse Stallings (1-0) LP-Myles, Harold (0-5) T-3:05 A-10046

April 7, 2016 at Baton Rouge, La.

Vanderbilt..... 000 000 004 - 4 9 4 (24-6)
LSU..... 117 001 03X - 13 15 1 (20-9)

WP-Jared Poche' (4-3) LP-Jordan Sheffield (4-2) T-3:24 A-10366
HR LSU - Beau Jordan (3)

April 8, 2016 at Baton Rouge, La.

Vanderbilt..... 100 001 000 - 2 5 3 (24-7)
LSU..... 030 000 00X - 3 10 0 (21-9)

WP-Alex Lange (3-2) Save-Hunter Newman(1) LP-Kyle Wright (4-2) T-3:21 A-11146 HR VU - Ro Coleman (1), Bryan Reynolds (7)

April 9, 2016 at Baton Rouge, La.

Vanderbilt..... 101 200 230 - 9 14 0 (25-7)
LSU..... 003 040 000 - 7 11 1 (21-10)

WP-Patrick Raby (5-0) Save-Ben Bowden(6) LP-Caleb Gilbert (3-2) T-3:45 A-10802 HR VU - Jeren Kendall (6), Bryan Reynolds (8)

April 12, 2016 at Baton Rouge, La.

McNeese State..... 111 101 101 - 7 13 0 (19-11)
LSU..... 000 000 000 - 0 2 0 (21-11)

WP-Sanders, Austin (3-2) LP-Jake Latz (0-1) T-2:58 A-10032
HR MCN - Crane, Connor (6)

April 13, 2016 at Baton Rouge, La.

Grambling State..... 002 000 135 - 11 11 6 (15-17)
LSU..... 423 301 10X - 14 17 4 (22-11)

WP-Austin Bain (3-0) LP-Jordan White (1-3) T-3:23 A-9514
HR GRAM - Wesley Drain (6)

April 15, 2016 at Columbia, Mo.

LSU..... 010 050 010 - 7 13 0 (23-11)
Missouri..... 200 002 100 - 5 10 2 (20-16)

WP-Jared Poche' (5-3) Save-Hunter Newman(2) LP-Reggie McClain (3-2) T-2:57 A-1470 HR LSU - Bryce Jordan (2) HR MIZ - Kirby McGuire (2)

April 16, 2016 at Columbia, Mo.

LSU..... 010 300 500 - 9 7 0 (24-11)
Missouri..... 002 110 001 - 5 10 2 (20-17)

WP-Alex Lange (4-2) Save-Parker Bugg(2) LP-Tanner Houck (4-3) T-3:01 A-2559 HR LSU - Beau Jordan (4) HR MIZ - Trey Harris (1), Brett Bond (5)

April 17, 2016 at Columbia, Mo.

LSU..... 500 020 503 - 15 20 0 (25-11)
Missouri..... 010 010 000 - 2 8 5 (20-18)

WP-John Valek III (6-1) LP-Michael Plassmeyer (3-3) T-3:00 A-1544
HR LSU - Jordan Romero (6), Greg Deichmann (5), Bryce Jordan (3) HR MIZ - Brett Bond (6)

April 20, 2016 at Baton Rouge, La.

Southeastern La..... 003 010 000 - 4 6 4 (26-12)
LSU..... 312 103 01X - 11 11 1 (26-11)

WP-Doug Norman (1-0) LP-Cashman, Pat (3-3) T-3:17 A-10474
HR SLU - Crites, Carson (6) HR LSU - Michael Papierski (2), Greg Deichmann (6) 2 hour 24 minute rain delay in the top of the 3rd inning

April 22, 2016 at Baton Rouge, La.

Mississippi State... 400 003 230 - 12 13 0 (26-12-1)
LSU..... 022 000 400 - 8 13 3 (26-12)

WP-Dakota Hudson (5-3) Save-Reid Humphreys(4) LP-Jared Poche' (5-4) T-3:32 A-10884 HR MS - Nathaniel Lowe (3) HR LSU - Antoine Duplantis (1)
Former LSU player Eddy Furniss' jersey retired in pregame ceremony

April 23, 2016 at Baton Rouge, La.

Mississippi State... 100 001 000 - 2 4 0 (27-12-1)
LSU..... 000 000 010 - 1 6 1 (26-13)

WP-Austin Sexton (4-2) Save-Reid Humphreys(5) LP-Alex Lange (4-3) T-2:39 A-11588 HR MS - Jack Kruger (5)

April 24, 2016 at Baton Rouge, La.

Mississippi State... 003 002 030 - 8 15 2 (27-13-1)
LSU..... 000 443 00X - 11 12 0 (27-13)

WP-Russell Reynolds (1-0) LP-Konnor Pilkington (1-1) T-3:58 A-10034
HR LSU - Kramer Robertson (1), Bryce Jordan (4)

April 26, 2016 at New Orleans, La.

LSU..... 000 000 010 - 1 6 1 (27-14)
Tulane..... 010 021 00X - 4 7 0 (27-13)

WP-FRANCE, J.P. (4-1) Save-DUESTER, Patrick(2) LP-Doug Norman (1-1) T-3:05 A-5215 HR TLN - WILLSEY, Jake (6)



Caleb Gilbert



Doug Norman



Chris Reid

April 28, 2016 at Oxford, Miss.

LSU..... 202 001 100 - 6 11 2 (27-15)
Ole Miss..... 202 003 00X - 7 11 3 (32-11)

WP-B. Feigl (4-0) Save-W. Short(7) LP-Parker Bugg (0-2)
T-3:41 A-8472

April 29, 2016 at Oxford, Miss.

LSU..... 112 002 000 - 6 11 1 (28-15)
Ole Miss..... 200 100 000 - 3 7 2 (32-12)

WP-Alex Lange (5-3) LP-D. Parkinson (2-2) T-2:58 A-8564
HR LSU - Jordan Romero (7) HR OM - J.B. Woodman (6)

April 30, 2016 at Oxford, Miss.

LSU..... 000 000 020 - 2 11 0 (28-16)
Ole Miss..... 311 020 10X - 8 13 1 (33-12)

WP-A. Pagnozzi (7-2) LP-John Valek III (6-2) T-3:36 A-8831
HR OM - J.B. Woodman 2 (8), C. Bortles (6)

May 6, 2016 at Baton Rouge, La.

Arkansas..... 100 010 011 - 4 8 2 (26-20)
LSU..... 101 003 00X - 5 6 0 (29-16)

WP-Alex Lange (6-3) Save-Hunter Newman(3) LP-Dominic
Taccolini (5-3) T-3:33 A-10408 HR ARK - Clark Eagan (4)

May 7, 2016 at Baton Rouge, La.

Arkansas..... 221 040 000 0 - 9 15 4 (26-21)
LSU..... 010 021 104 1 - 10 16 3 (30-16)

WP-Russell Reynolds (2-0) LP-Josh Alberiver (3-1) T-5:02
A-10707

May 8, 2016 at Baton Rouge, La.

Arkansas..... 000 000 001 - 1 8 0 (26-22)
LSU..... 020 040 01X - 7 10 0 (31-16)

WP-Caleb Gilbert (4-2) LP-Keaton McKinney (1-4) T-3:03
A-10109
HR LSU - Jordan Romero (8)

May 11, 2016 at Notre Dame, Ind. - GAME 1 OF DH

LSU..... 000 000 000 01 - 1 4 1 (32-16)
Notre Dame..... 000 000 000 00 - 0 6 0 (26-21)

WP-Austin Bain (4-0) Save-Hunter Newman(4) LP-Evy Ruibal
(0-1) T-3:35 A-Game 1 of DH HR LSU - Jake Fraley (2)

May 11, 2016 at Notre Dame, Ind. - GAME 2 OF DH

LSU..... 000 000 3 - 3 4 1 (33-16)
Notre Dame..... 000 000 2 - 2 5 1 (26-22)

WP-Riley Smith (1-0) Save-Jesse Stallings(1) LP-Peter Solomon
(3-6)
T-2:12 A-1001

May 13, 2016 at Knoxville, Tenn.

LSU..... 001 000 010 - 2 7 1 (34-16)
Tennessee..... 010 000 000 - 1 4 0 (26-24)

WP-Alex Lange (7-3) Save-Hunter Newman(5) LP-Andy Cox
(3-6) T-3:05
A-2349 HR LSU - Cole Freeman

May 14, 2016 at Knoxville, Tenn.

LSU..... 612 010 100 - 11 13 0 (35-16)
Tennessee..... 001 010 010 - 3 11 3 (26-25)

WP-Jared Poche' (6-4) Save-Russell Reynolds(1) LP-Zach
Warren (5-5)
T-3:12 A-2297 HR LSU - Jordan Romero (9)

May 15, 2016 at Knoxville, Tenn.

LSU..... 031 002 040 - 10 11 1 (36-16)
Tennessee..... 020 002 210 - 7 8 1 (26-26)

WP-Parker Bugg (1-2) LP-Hunter Martin (3-2) T-3:30 A-2393
HR LSU - Antoine Duplantier (2), Bryce Jordan (5)

May 17, 2016 at Baton Rouge, La.

Northwestern State... 002 000 000 - 2 8 1 (30-22)
LSU..... 300 000 13X - 7 10 0 (37-16)

WP-Jesse Stallings (2-0) LP-Reich, Austin (2-2) T-3:02
A-10506

May 19, 2016 at Baton Rouge, La.

Florida..... 000 102 000 - 3 6 1 (43-11)
LSU..... 001 150 00X - 7 10 0 (39-16)

WP-Riley Smith (2-0) Save-Parker Bugg(3) LP-Brady Singer
(2-2) T-3:00 A-10904 Game was suspended due to rain in the
bottom of the 3rd inning at 7:23 pm on Thursday May 19. Game
resumed at 11:05 am on Saturday May 21.

May 20, 2016 at Baton Rouge, La.

Florida..... 010 001 200 - 4 9 3 (43-10)
LSU..... 001 012 01X - 5 12 1 (38-16)

WP-Russell Reynolds (3-0) Save-Hunter Newman(6) LP-Nick
Horvath (1-1) T-3:18 A-10904 HR UF - Mike Rivera (9)

May 21, 2016 at Baton Rouge, La.

Florida..... 200 0 40 0 - 6 8 0 (44-11)
LSU..... 100 0 10 0 - 2 7 0 (39-17)

WP-Alex Faedo (11-1) LP-Caleb Gilbert (4-3) T-2:19 A-11303
HR LSU - Jake Fraley (3)

May 24, 2016 at Hoover, Ala. - SEC TOURNAMENT

Tennessee..... 000 112 000 - 4 7 0 (29-28)
LSU..... 000 000 302 - 5 11 3 (40-17)

WP-Hunter Newman (1-0) LP-Hunter Martin (3-3) T-3:23
A-7287
HR LSU - Greg Deichmann (7)

May 25, 2016 at Hoover, Ala. - SEC TOURNAMENT

LSU..... 000 000 030 000 02 - 5 10 2 (41-17)
Florida..... 200 000 001 000 00 - 3 9 2 (44-12)

WP-Jesse Stallings (3-0) LP-Dane Dunning (4-3) T-5:07
A-13448
B9: Reed's foul ball was reviewed; call overturned; Reed placed
on 2B.
Longest game by time in SEC Tournament history
Fourth-largest session attendance in tournament history;
Wednesday record

May 26, 2016 at Hoover, Ala. - SEC TOURNAMENT

Mississippi State... 000 000 200 - 2 8 3 (41-15-1)
LSU..... 001 210 20X - 6 12 1 (42-17)

WP-Jared Poche' (7-4) Save-Parker Bugg(4) LP-Dakota Hudson
(9-4)
T-3:31 A-11390

May 28, 2016 at Hoover, Ala. - SEC TOURNAMENT

LSU..... 000 000 000 - 0 6 0 (42-18)
Florida..... 000 001 00X - 1 5 1 (47-12)

WP-Scott Moss (3-0) Save-Shaun Anderson(12) LP-Caleb Gilbert
(4-4)
T-2:46 A-13821
Florida advances to championship game. Fifth 1-0 game in SEC
Tournament history, first since 2004.

June 3, 2016 at Baton Rouge, La. - NCAA REGIONAL

Utah Valley..... 010 000 000 - 1 6 1 (37-22)
LSU..... 211 010 20X - 7 12 1 (43-18)

WP-Jared Poche' (8-4) LP-Beddes,Danny (9-4) T-3:03 A-9770
HR LSU - Jake Fraley (4), Greg Deichmann (8)

June 5, 2016 at Baton Rouge, La. - NCAA REGIONAL

Rice..... 000 011 000 - 2 6 0 (36-23)
LSU..... 400 000 00X - 4 6 0 (44-18)

WP-Alex Lange (8-3) Save-Hunter Newman(7) LP-Jon
Duplantier (7-7)
T-3:03 A-10282 HR RICE - Grayson Lewis (4) HR LSU - Greg
Deichmann (9)
56 minute rain delay in the top of the 6th inning

June 6, 2016 at Baton Rouge, La. - NCAA REGIONAL

LSU..... 000 130 020 - 6 15 0 (44-19)
Rice..... 030 130 30X - 10 13 0 (38-23)

WP-Glenn Otto (10-2) LP-Riley Smith (2-1) T-3:46 A-10261
HR LSU - Jake Fraley (5), Kramer Robertson (2) HR RICE - Tristan
Gray (5)

June 7, 2016 at Baton Rouge, La. - NCAA REGIONAL

LSU..... 000 000 320 - 5 6 1 (45-19)
Rice..... 110 000 000 - 2 4 2 (38-24)

WP-Jared Poche' (9-4) Save-Hunter Newman(8) LP-Willy
Amador (2-2)
T-2:34 A-9854 HR LSU - Greg Deichmann (10), Michael Papierski
(3)

June 11, 2016 at Baton Rouge, La. - NCAA SUPER REGIONAL

Coastal Carolina... 010 014 311 - 11 12 1 (48-16)
LSU..... 000 310 103 - 8 11 2 (45-20)

WP-HOLMES, Bobby (5-2) Save-MORRISON, Mike(11) LP-Alex
Lange (8-4)
T-4:24 A-11516 HR COASTAL - OWINGS, Connor (16), REMILLARD,
Zach (19), YOUNG, G.K. (17) HR LSU - Greg Deichmann (11)

June 12, 2016 at Baton Rouge, La. - NCAA SUPER REGIONAL

LSU..... 001 000 101 - 3 10 2 (45-21)
Coastal Carolina... 200 001 001 - 4 7 3 (49-16)

WP-HOLMES, Bobby (6-2) LP-Hunter Newman (1-1) T-3:39
A-11606



Jake Fraley (left) received the 2016 Skip Bertman Award for embodying the spirit of the program, while Jared Poché (right) earned the 2016 Wally Pontiff Jr. Scholar-Athlete Award.

GAME DATE TIME	OPPOSING TEAM	W/L	SCORE	R-H-E	R-H-E	INNS	OVERALL	SEC	PITCHER OF RECORD	ATTEND
Feb 19, 2016	CINCINNATI	W	6-5	6-8-1	5-6-4	(12)	1-0-0	0-0-0	Cartwright (W 1-0)	11906 3:59
Feb 20, 2016	CINCINNATI	W	4-0	4-6-1	0-4-0	9	2-0-0	0-0-0	Lange (W 1-0)	11573 2:38
Feb 21, 2016	CINCINNATI	W	12-4	12-10-2	4-7-1	9	3-0-0	0-0-0	Valek III (W 1-0)	10334 3:03
Feb 24, 2016	at Lamar	L	11-12	11-12-1	12-10-0	9	3-1-0	0-0-0	Bugg (L 0-1)	3563 3:12
Feb 26, 2016	SACRAMENTO STATE	W	6-0	6-9-0	0-3-4	9	4-1-0	0-0-0	Poche' (W 1-0)	10754 2:49
Feb 27, 2016	SACRAMENTO STATE	L	4-5	4-11-2	5-10-0	9	4-2-0	0-0-0	Gilbert (L 0-1)	11094 3:01
Feb 28, 2016	SACRAMENTO STATE	W	11-1	11-14-1	1-5-3	9	5-2-0	0-0-0	Valek III (W 2-0)	10514 2:29
Mar 02, 2016	at Nicholls	W	9-4	9-12-0	4-12-3	9	6-2-0	0-0-0	Cartwright (W 2-0)	3698 3:26
Mar 04, 2016	FORDHAM	W	12-1	12-11-2	1-10-3	9	7-2-0	0-0-0	Poche' (W 2-0)	10528 2:59
Mar 05, 2016	FORDHAM	W	15-1	15-13-0	1-3-2	9	8-2-0	0-0-0	Valek III (W 3-0)	10506 2:43
Mar 05, 2016	FORDHAM	W	10-7	10-15-1	7-12-3	9	9-2-0	0-0-0	Gilbert (W 1-1)	10509 3:30
Mar 08, 2016	LOUISIANA TECH	W	6-3	6-10-0	3-6-0	9	10-2-0	0-0-0	Bain (W 1-0)	9873 2:31
Mar 11, 2016	BALL STATE	L	1-7	1-8-2	7-11-1	9	10-3-0	0-0-0	Poche' (L 2-1)	9919 3:03
Mar 12, 2016	BALL STATE	W	9-3	9-12-0	3-7-2	9	11-3-0	0-0-0	Lange (W 2-0)	10406 3:10
Mar 13, 2016	BALL STATE	W	10-6	10-14-0	6-14-2	9	12-3-0	0-0-0	Valek III (W 4-0)	10241 2:59
Mar 16, 2016	NEW ORLEANS	W	9-4	9-10-0	4-8-1	9	13-3-0	0-0-0	Bain (W 2-0)	10211 2:44
*Mar 19, 2016	ALABAMA	L	0-6	0-5-0	6-12-0	9	13-4-0	0-1-0	Lange (L 2-1)	10366 2:43
*Mar 19, 2016	ALABAMA	L	3-4	3-13-2	4-7-1	9	13-5-0	0-2-0	Poche' (L 2-2)	10806 3:25
*Mar 20, 2016	ALABAMA	W	7-5	7-11-1	5-12-4	9	14-5-0	1-2-0	Gilbert (W 2-1)	10376 3:11
% Mar 22, 2016	vs UL-Lafayette	W	8-5	8-11-1	5-6-4	9	15-5-0	1-2-0	Cartwright (W 3-0)	10131 3:01
*Mar 24, 2016	at Texas A&M	L	1-6	1-7-0	6-10-0	9	15-6-0	1-3-0	Poche' (L 2-3)	4477 3:18
*Mar 25, 2016	at Texas A&M	W	3-2	3-8-1	2-7-2	9	16-6-0	2-3-0	Gilbert (W 3-1)	6436 4:02
*Mar 26, 2016	at Texas A&M	L	1-3	1-9-1	3-8-2	9	16-7-0	2-4-0	Valek III (L 4-1)	6181 2:44
Mar 29, 2016	TULANE	L	1-7	1-7-3	7-7-0	9	16-8-0	2-4-0	McKay (L 0-1)	10851 3:02
*Apr 02, 2016	at Auburn	L	5-8	5-9-1	8-7-2	9	16-9-0	2-5-0	Lange (L 2-2)	DH 3:07
*Apr 02, 2016	at Auburn	W	8-6	8-11-0	6-14-3	9	17-9-0	3-5-0	Poche' (W 3-3)	4096 2:59
*Apr 03, 2016	at Auburn	W	10-5	10-13-0	5-8-2	9	18-9-0	4-5-0	Valek III (W 5-1)	3811 3:01
Apr 05, 2016	SOUTHERN	W	11-1	11-10-1	1-9-4	9	19-9-0	4-5-0	Stallings (W 1-0)	10046 3:05
*Apr 07, 2016	VANDERBILT	W	13-4	13-15-1	4-9-4	9	20-9-0	5-5-0	Poche' (W 4-3)	10366 3:24
*Apr 08, 2016	VANDERBILT	W	3-2	3-10-0	2-5-3	9	21-9-0	6-5-0	Lange (W 3-2)	11146 3:21
*Apr 09, 2016	VANDERBILT	L	7-9	7-11-1	9-14-0	9	21-10-0	6-6-0	Gilbert (L 3-2)	10802 3:45
Apr 12, 2016	MCNEESE STATE	L	0-7	0-2-0	7-13-0	9	21-11-0	6-6-0	Latz (L 0-1)	10032 2:58
Apr 13, 2016	GRAMBLING STATE	W	14-11	14-17-4	11-11-6	9	22-11-0	6-6-0	Bain (W 3-0)	9514 3:23
*Apr 15, 2016	at Missouri	W	7-5	7-13-0	5-10-2	9	23-11-0	7-6-0	Poche' (W 5-3)	1470 2:57
*Apr 16, 2016	at Missouri	W	9-5	9-7-0	5-10-2	9	24-11-0	8-6-0	Lange (W 4-2)	2559 3:01
*Apr 17, 2016	at Missouri	W	15-2	15-20-0	2-8-5	9	25-11-0	9-6-0	Valek III (W 6-1)	1544 3:00
Apr 20, 2016	SOUTHEASTERN LA.	W	11-4	11-11-1	4-6-4	9	26-11-0	9-6-0	Norman (W 1-0)	10474 3:17
*Apr 22, 2016	MISSISSIPPI ST.	L	8-12	8-13-3	12-13-0	9	26-12-0	9-7-0	Poche' (L 5-4)	10884 3:32
*Apr 23, 2016	MISSISSIPPI ST.	L	1-2	1-6-1	2-4-0	9	26-13-0	9-8-0	Lange (L 4-3)	11588 2:39
*Apr 24, 2016	MISSISSIPPI ST.	W	11-8	11-12-0	8-15-2	9	27-13-0	10-8-0	Reynolds (W 1-0)	10034 3:58
Apr 26, 2016	at Tulane	L	1-4	1-6-1	4-7-0	9	27-14-0	10-8-0	Norman (L 1-1)	5215 3:05
*Apr 28, 2016	at Ole Miss	L	6-7	6-11-2	7-11-3	9	27-15-0	10-9-0	Bugg (L 0-2)	8472 3:41
*Apr 29, 2016	at Ole Miss	W	6-3	6-11-1	3-7-2	9	28-15-0	11-9-0	Lange (W 5-3)	8564 2:58
*Apr 30, 2016	at Ole Miss	L	2-8	2-11-0	8-13-1	9	28-16-0	11-10-0	Valek III (L 6-2)	8831 3:36
*May 06, 2016	ARKANSAS	W	5-4	5-6-0	4-8-2	9	29-16-0	12-10-0	Lange (W 6-3)	10408 3:33
*May 07, 2016	ARKANSAS	W	10-9	10-16-3	9-15-4	(10)	30-16-0	13-10-0	Reynolds (W 2-0)	10707 5:02
*May 08, 2016	ARKANSAS	W	7-1	7-10-0	1-8-0	9	31-16-0	14-10-0	Gilbert (W 4-2)	10109 3:03
May 11, 2016	at Notre Dame	W	1-0	1-4-1	0-6-0	(11)	32-16-0	14-10-0	Bain (W 4-0)	DH 3:35
May 11, 2016	at Notre Dame	W	3-2	3-4-1	2-5-1	7	33-16-0	14-10-0	Smith (W 1-0)	1001 2:12
*May 13, 2016	at Tennessee	W	2-1	2-7-1	1-4-0	9	34-16-0	15-10-0	Lange (W 7-3)	2349 3:05
*May 14, 2016	at Tennessee	W	11-3	11-13-0	3-11-3	9	35-16-0	16-10-0	Poche' (W 6-4)	2297 3:12
*May 15, 2016	at Tennessee	W	10-7	10-11-1	7-8-1	9	36-16-0	17-10-0	Bugg (W 1-2)	2393 3:30
May 17, 2016	NORTHWESTERN ST.	W	7-2	7-10-0	2-8-1	9	37-16-0	17-10-0	Stallings (W 2-0)	10506 3:02
*May 19, 2016	FLORIDA	W	7-3	7-10-0	3-6-1	9	38-16-0	18-10-0	Smith (W 2-0)	10904 3:00
*May 20, 2016	FLORIDA	W	5-4	5-12-1	4-9-3	9	39-16-0	19-10-0	Reynolds (W 3-0)	10904 3:18
*May 21, 2016	FLORIDA	L	2-6	2-7-0	6-8-0	7	39-17-0	19-11-0	Gilbert (L 4-3)	11303 2:19
^May 24, 2016	vs Tennessee	W	5-4	5-11-3	4-7-0	9	40-17-0	19-11-0	Newman (W 1-0)	7287 3:23
^May 25, 2016	vs Florida	W	5-3	5-10-2	3-9-2	(14)	41-17-0	19-11-0	Stallings (W 3-0)	13448 5:07
^May 26, 2016	vs Miss. State	W	6-2	6-12-1	2-8-3	9	42-17-0	19-11-0	Poche' (W 7-4)	11390 3:31
^May 28, 2016	vs Florida	L	0-1	0-6-0	1-5-1	9	42-18-0	19-11-0	Gilbert (L 4-4)	13821 2:46
# Jun 03, 2016	UTAH VALLEY	W	7-1	7-12-1	1-6-1	9	43-18-0	19-11-0	Poche' (W 8-4)	9770 3:03
# Jun 05, 2016	RICE	W	4-2	4-6-0	2-6-0	9	44-18-0	19-11-0	Lange (W 8-3)	10282 3:03
# Jun 06, 2016	RICE	L	6-10	6-15-0	10-13-0	9	44-19-0	19-11-0	Smith (L 2-1)	10261 3:46
# Jun 07, 2016	RICE	W	5-2	5-6-1	2-4-2	9	45-19-0	19-11-0	Poche' (W 9-4)	9854 2:34
\$ Jun 11, 2016	COASTAL CAROLINA	L	8-11	8-11-2	11-12-1	9	45-20-0	19-11-0	Lange (L 8-4)	11516 4:24
\$ Jun 12, 2016	COASTAL CAROLINA	L	3-4	3-10-2	4-7-3	9	45-21-0	19-11-0	Newman (L 1-1)	11606 3:39

* = SEC game ^ = SEC Tournament (Hoover, Ala.) # = NCAA Regional (Baton Rouge, La.) \$ = NCAA Super Regional (Baton Rouge, La.)
 % = Wally Pontiff Jr. Classic (Metairie, La.) () extra inning game

Record: 45-21 Home: 28-13 Away: 13-7 Neutral: 4-1 SEC: 19-11

BATTING

PLAYER	AVG	GP	GS	AB	R	H	2B	3B	HR	RBI	TB	SLG%	BB	HBP	SO	GDP	OB%	SF	SH	SB	ATT	PO	A	E	FLD%		
22 Cole Freeman	.329	66	66	216	46	71	7	3	1	27	87	.403	32	6	23	2	.427	1	9	26	35	124	174	9	.971		
20 Antoine Duplantis	.327	66	66	272	45	89	9	5	2	39	114	.419	33	2	25	2	.404	0	4	13	20	148	9	2	.987		
8 Jake Fraley	.326	66	66	267	61	87	10	6	5	36	124	.464	37	3	33	5	.408	4	3	28	38	190	2	0	1.000		
3 Kramer Robertson	.324	66	66	259	61	84	20	2	2	39	114	.440	27	14	20	2	.417	0	7	14	18	104	133	13	.948		
28 Jordan Romero	.297	52	36	145	24	43	9	0	9	41	79	.545	17	5	25	6	.378	5	0	0	1	194	19	1	.995		
25 Bryce Jordan	.293	58	54	188	40	55	7	0	5	33	77	.410	20	23	28	5	.419	3	3	0	2	109	10	0	1.000		
7 Greg Deichmann	.288	64	62	236	45	68	14	3	11	57	121	.513	19	3	41	3	.346	2	0	5	11	392	37	8	.982		
17 Chris Reid	.287	55	47	167	27	48	9	1	1	14	62	.371	32	5	21	5	.417	0	2	0	0	25	75	10	.909		
24 Beau Jordan	.286	65	63	224	31	64	9	0	4	39	85	.379	18	8	27	2	.354	4	2	5	6	85	1	1	.989		

2 Michael Papierski	.242	50	40	124	16	30	9	0	3	20	48	.387	20	4	21	3	.358	3	6	1	2	317	53	1	.997		
14 Brody Wofford	.242	38	8	62	6	15	2	1	0	5	19	.306	1	0	18	0	.254	0	0	0	0	17	2	1	.950		
9 O'Neal Lochridge	.229	12	10	35	10	8	3	0	2	10	17	.486	4	2	9	0	.318	3	0	0	0	4	15	1	.950		
5 Cody Ducente	.167	5	0	6	0	1	0	0	0	0	1	.167	0	0	1	0	.167	0	0	0	0	0	0	0	.000		
4 Bryce Adams	.150	13	3	20	1	3	1	0	0	1	6	.350	2	0	4	2	.227	0	0	0	0	9	1	0	1.000		
43 Trent Forshag	.143	10	0	7	0	1	0	0	0	2	1	.143	1	0	2	0	.222	1	0	0	0	8	0	1	.889		
6 Brennan Breaux	.139	49	3	36	12	5	1	0	0	5	6	.167	5	2	8	0	.279	0	0	3	4	20	0	0	1.000		
10 Trey Dawson	.111	27	4	18	1	2	0	0	0	1	2	.111	3	1	9	1	.273	0	0	0	0	6	20	3	.897		
30 Collin Strall	.000	1	0	1	0	0	0	0	0	0	0	.000	0	0	1	0	.000	0	0	0	0	0	1	1	.500		
Totals	.295	66	66	2283	426	674	110	21	46	374	964	.422	271	78	316	38	.385	26	36	95	137	1773	631	59	.976		
Opponents	.252	66	66	2234	296	564	111	11	44	275	829	.371	246	38	540	23	.334	22	36	76	111	1717	711	116	.954		

LOB - Team (551), Opp (508). DPs turned - Team (41), Opp (56). CI - Team (1), Forshag 1, IBB - Team (7), Fraley 2, Deichmann 2, Jordan, Be. 1, Duplantis 1, Jordan, Br. 1, Opp (13). Picked off - Duplantis 2, Fraley 2, Robertson 2, Freeman 1, Reid 1, Wofford 1, Deichmann 1.

PITCHING

PLAYER	ERA	W	L	APP	GS	CG	SHO	CBO	SV	IP	H	R	ER	BB	SO	2B	3B	HR	AB	B/AVG	WP	HBP	BK	SFA	SHA		
16 Jared Poche'	3.35	9	4	19	17	0	0	2	0	102.0	106	44	38	37	87	22	2	8	389	.272	11	7	0	1	8		
35 Alex Lange	3.79	8	4	17	17	2	0	1	0	111.2	92	50	47	49	125	18	4	12	407	.226	18	9	0	1	7		

6 Brennan Breaux	0.00	0	0	1	0	0	0	0	0	0.1	2	5	0	1	0	1	0	0	5	.400	0	0	0	0	0		
55 Hunter Newman	2.13	1	1	28	0	0	0	1	8	38.0	21	9	9	15	40	4	1	1	128	.164	2	0	0	0	3		
32 Alden Cartwright	2.93	3	0	11	2	0	0	0	0	15.1	11	5	5	4	13	1	1	2	56	.196	0	2	0	0	0		
12 Hunter Devall	3.12	0	0	10	0	0	0	0	0	8.2	8	5	3	6	11	2	0	1	34	.235	1	0	0	1	0		
46 Parker Bugg	3.40	1	2	28	0	0	0	1	4	39.2	31	16	15	16	36	7	2	0	148	.209	4	3	1	4	1		
21 Doug Norman	3.41	1	1	23	2	0	0	1	0	31.2	26	18	12	18	21	8	0	0	113	.230	3	1	0	2	1		
37 Jesse Stallings	3.64	3	0	25	2	0	0	2	1	29.2	26	12	12	15	18	2	0	2	112	.232	1	2	0	0	4		
27 John Valek III	4.04	6	2	15	13	0	0	1	0	62.1	70	31	28	9	52	15	0	8	246	.285	3	5	0	4	5		
45 Russell Reynolds	4.08	3	0	26	0	0	0	2	1	35.1	35	18	16	10	23	6	1	1	136	.257	2	4	0	4	0		
18 Austin Bain	4.60	4	0	20	2	0	0	1	0	29.1	27	15	15	14	32	7	0	2	108	.250	4	2	0	1	0		
41 Caleb Gilbert	5.04	4	4	25	5	0	0	1	1	44.2	55	30	25	22	43	9	0	2	176	.313	6	0	0	2	3		
33 Cole McKay	6.75	0	1	8	2	0	0	0	0	8.0	12	6	6	11	12	1	0	0	37	.324	6	0	0	0	0		
67 Jake Latz	7.56	0	1	7	3	0	0	0	0	8.1	10	7	7	4	11	3	0	3	33	.303	1	1	0	1	2		
44 Riley Smith	7.66	2	1	12	1	0	0	0	0	22.1	25	19	19	11	11	4	0	2	89	.281	0	2	0	1	2		
30 Collin Strall	9.82	0	0	4	0	0	0	0	0	3.2	7	6	4	4	5	1	0	0	17	.412	1	0	0	0	0		
Totals	3.97	45	21	66	66	2	3	3	15	591.0	564	296	261	246	540	111	11	44	2234	.252	63	38	1	22	36		
Opponents	5.35	21	45	66	66	0	3	3	14	572.1	674	426	340	271	316	110	21	46	2283	.295	66	78	10	26	36		

PB - Team (6), Romero 3, Papierski 3, Opp (7). Pickoffs - Team (6), Newman 1, Romero 1, Papierski 1, Cartwright 1, Lange 1, Smith 1, Opp (10). SBA/ATT - Papierski (40-59), Romero (34-46), Poche' (10-17), Lange (10-17), Gilbert (9-15), Valek III (9-13), Newman (7-12), Bugg (9-9), Bain (5-7), Reynolds (6-6), Stallings (4-5), Norman (2-4), Strall (1-2), McKay (2-2), Jordan, Br. (0-1), Devall (1-1), Cartwright (1-1), Forshag (1-1).

FIELDING

PLAYER	C	PO	A	E	FLD%	DPS	SBA	CSB	SBA%	PB	CI
8 Jake Fraley	192	190	2	0	1.000	1	0	0	-	0	0
25 Bryce Jordan	119	109	10	0	1.000	7	0	1	.000	0	0
6 Brennan Breaux	20	20	0	0	1.000	0	0	0	-	0	0
16 Jared Poche'	11	3	8	0	1.000	0	10	7	.588	0	0
4 Bryce Adams	10	9	1	0	1.000	0	0	0	-	0	0
27 John Valek III	8	2	6	0	1.000	0	9	4	.692	0	0
41 Caleb Gilbert	7	1	6	0	1.000	0	9	6	.600	0	0
21 Doug Norman	6	2	4	0	1.000	0	2	2	.500	0	0
44 Riley Smith	6	0	6	0	1.000	0	0	0	-	0	0
18 Austin Bain	2	1	1	0	1.000	0	5	2	.714	0	0
32 Alden Cartwright	1	0	1	0	1.000	0	1	0	1.000	0	0
67 Jake Latz	1	0	1	0	1.000	0	0	0	-	0	0
2 Michael Papierski	371	317	53	1	.997	5	40	19	.678	3	0
28 Jordan Romero	214	194	19	1	.995	3	34	12	.739	3	0
24 Beau Jordan	87	85	1	1	.989	0	0	0	-	0	0
20 Antoine Duplantis	159	148	9	2	.987	1	0	0	-	0	0
7 Greg Deichmann	437	392	37	8	.982	24	0	0	-	0	0
22 Cole Freeman	307	124	174	9	.971	29	0	0	-	0	0

35 Alex Lange	22	6	15	1	.955	1	10	7	.588	0	0
9 O'Neal Lochridge	20	4	15	1	.950	1	0	0	-	0	0
14 Brody Wofford	20	17	2	1	.950	2	0	0	-	0	0
3 Kramer Robertson	250	104	133	13	.948	24	0	0	-	0	0
37 Jesse Stallings	12	0	11	1	.917	0	4	1	.800	0	0
17 Chris Reid	110	25	75	10	.909	7	0	0	-	0	0
45 Russell Reynolds	10	2	7	1	.900	0	6	0	1.000	0	0
10 Trey Dawson	29	6	20	3	.897	2	0	0	-	0	0
46 Parker Bugg	9	3	5	1	.889	1	9	0	1.000	0	0
43 Trent Forshag	9	8	0	1	.889	0	1	0	1.000	0	1
55 Hunter Newman	7	1	5	1	.857	0	7	5	.583	0	0
33 Cole McKay	3	0	2	1	.667	0	2	0	1.000	0	0
30 Collin Strall	2	0	1	1	.500	0	1	1	.500	0	0
12 Hunter Devall	2	0	1	1	.500	0	1	0	1.000	0	0
5 Cody Ducente	0	0	0	0	.000	0	0	0	-	0	0
Totals	2463	1773	631	59	.976	41	76	35	.685	6	1
Opponents	2544	1717	711	116	.954	56	95	42	.693	7	0

2016 Stats in SEC Games

Record: 19-11 Home: 9-6 Away: 10-5

BATTING

PLAYER	AVG	GP	GS	AB	R	H	2B	3B	HR	RBI	TB	SLG%	BB	HBP	SO	GDP	OB%	SF	SH	SB	ATT	PO	A	E	FLD%		
3 Kramer Robertson	.363	30	30	124	26	45	9	1	1	19	59	.476	7	7	13	1	.428	0	3	6	8	42	59	4	.962		
17 Chris Reid	.337	27	27	92	15	31	7	1	0	9	40	.435	18	2	9	4	.455	0	1	0	0	15	46	5	.924		
25 Bryce Jordan	.333	28	26	84	18	28	3	0	4	14	43	.512	11	14	11	3	.486	0	3	0	1	42	7	0	1.000		
22 Cole Freeman	.320	30	30	97	24	31	3	2	1	12	41	.423	16	4	13	2	.436	0	4	11	16	65	90	3	.981		
8 Jake Fraley	.313	30	30	131	24	41	4	2	1	12	52	.397	13	2	14	1	.378	2	1	10	12	88	1	0	1.000		
24 Beau Jordan	.291	30	28	110	13	32	3	0	3	16	44	.400	6	2	14	0	.339	0	1	1	1	37	1	1	.974		
20 Antoine Duplantis	.288	30	30	132	19	38	1	1	2	23	47	.356	13	1	16	1	.356	0	2	6	11	72	3	0	1.000		
7 Greg Deichmann	.281	30	30	114	22	32	9	1	3	22	52	.456	10	2	21	2	.346	1	0	4	7	185	21	2	.990		
28 Jordan Romero	.280	24	17	75	14	21	5	0	6	26	44	.587	8	3	13	4	.360	3	0	0	0	109	13	1	.992		

5 Cody Ducole	1.000	1	0	1	0	1	0	0	0	0	1	1.000	0	0	0	0	1.000	0	0	0	0	0	0	0	0	.000	
6 Brennan Breaux	.308	18	2	13	3	4	1	0	0	4	5	.385	1	0	3	0	.357	0	0	1	2	10	0	0	0	1.000	
14 Brody Wofford	.242	15	6	33	2	8	2	0	0	2	10	.303	0	0	10	0	.242	0	0	0	0	4	1	1	1	.833	
2 Michael Papierski	.176	19	14	34	5	6	1	0	0	4	7	.206	8	3	6	0	.362	2	4	1	2	108	13	1	.992		
10 Trey Dawson	.000	6	0	2	0	0	0	0	0	0	0	.000	0	0	1	0	.000	0	0	0	0	1	1	0	1.000		
43 Trent Forshag	.000	3	0	1	0	0	0	0	0	0	0	.000	0	0	0	0	.000	1	0	0	0	2	0	0	1.000		
4 Bryce Adams	.000	1	0	1	0	0	0	0	0	0	0	.000	0	0	1	0	.000	0	0	0	0	0	0	0	0	.000	
Totals	.305	30	30	1044	185	318	48	8	21	164	445	.426	111	40	145	18	.390	9	19	40	60	792	285	21	.981		
Opponents	.275	30	30	1020	150	281	52	7	23	139	416	.408	111	21	217	13	.355	11	13	37	54	781	347	54	.954		

LOB - Team (257), Opp (234). DPs turned - Team (23), Opp (29). IBB - Team (1), Jordan, Br. 1, Opp (8). Picked off - Robertson 2, Fraley 2, Deichmann 1, Freeman 1, Duplantis 1, Reid 1.

PITCHING

PLAYER	ERA	W	L	APP	GS	CG	SHO	CBO	SV	IP	H	R	ER	BB	SO	2B	3B	HR	AB	B/AVG	WP	HBP	BK	SFA	SHA		
35 Alex Lange	3.42	5	3	10	10	2	0	0	0	68.1	55	28	26	29	66	10	2	9	248	.222	10	7	0	1	2		
16 Jared Poche'	4.50	4	3	10	10	0	0	0	0	52.0	65	30	26	23	41	14	1	4	207	.314	4	6	0	1	3		
27 John Valek III	6.10	2	2	7	7	0	0	0	0	31.0	41	22	21	6	23	7	0	6	124	.331	2	3	0	3	4		

67 Jake Latz	0.00	0	0	1	0	0	0	0	0	1.0	1	0	0	1	3	1	0	0	4	.250	0	0	0	0	0		
55 Hunter Newman	2.41	0	0	12	0	0	0	0	5	18.2	13	5	5	9	19	2	0	1	66	.197	2	0	0	0	1		
46 Parker Bugg	3.22	1	1	11	0	0	0	0	3	22.1	21	9	8	7	18	4	2	0	86	.244	1	1	1	1	2		
32 Alden Cartwright	3.86	0	0	3	0	0	0	0	0	2.1	2	1	1	0	1	0	1	0	9	.222	0	0	0	0	0		
45 Russell Reynolds	4.58	3	0	10	0	0	0	0	1	17.2	18	10	9	6	9	3	1	0	70	.257	2	3	0	2	0		
44 Riley Smith	5.14	1	0	3	0	0	0	0	0	7.0	8	4	4	3	3	2	0	0	28	.286	0	0	0	0	1		
21 Doug Norman	5.23	0	0	7	0	0	0	0	0	10.1	11	10	6	6	7	2	0	0	40	.275	0	0	0	1	0		
41 Caleb Gilbert	7.36	3	2	11	3	0	0	0	0	22.0	32	21	18	15	19	6	0	2	93	.344	3	0	0	0	2		
37 Jesse Stallings	7.71	0	0	6	0	0	0	0	0	4.2	6	4	4	2	2	0	0	0	18	.333	0	1	0	0	0		
18 Austin Bain	8.10	0	0	6	0	0	0	0	0	6.2	8	6	6	4	6	1	0	1	27	.296	1	0	0	0	0		
Totals	4.57	19	11	30	30	2	0	0	9	264.0	281	150	134	111	217	52	7	23	1020	.275	25	21	1	11	13		
Opponents	5.12	11	19	30	30	0	1	1	9	260.1	318	185	148	111	145	48	8	21	1044	.305	22	40	1	9	19		

PB - Team (4), Romero 3, Papierski 1, Opp (3). Pickoffs - Team (1), Romero 1, Opp (8). SBA/ATT - Romero (18-26), Papierski(17-23), Poche' (6-11), Lange (6-9), Gilbert (5-8), Newman (5-7), Valek III (4-6), Bugg (5-5), Reynolds (4-4), Stallings(2-2), Forshag (1-1), Norman (0-1), Bain (0-1), Jordan, Br. (0-1).

FIELDING

PLAYER	C	PO	A	E	FLD%	DPS	SBA	CSB	SBA%	PB	CI
8 Jake Fraley	89	88	1	0	1.000	1	0	0	-	0	0
20 Antoine Duplantis	75	72	3	0	1.000	1	0	0	-	0	0
25 Bryce Jordan	49	42	7	0	1.000	4	0	1	.000	0	0
6 Brennan Breaux	10	10	0	0	1.000	0	0	0	-	0	0
16 Jared Poche'	6	2	4	0	1.000	0	6	5	.545	0	0
27 John Valek III	4	1	3	0	1.000	0	4	2	.667	0	0
55 Hunter Newman	4	1	3	0	1.000	0	5	2	.714	0	0
41 Caleb Gilbert	4	1	3	0	1.000	0	5	3	.625	0	0
21 Doug Norman	3	2	1	0	1.000	0	0	1	.000	0	0
43 Trent Forshag	2	2	0	0	1.000	0	1	0	1.000	0	0
10 Trey Dawson	2	1	1	0	1.000	0	0	0	-	0	0
44 Riley Smith	2	0	2	0	1.000	0	0	0	-	0	0
28 Jordan Romero	123	109	13	1	.992	3	18	8	.692	3	0
2 Michael Papierski	122	108	13	1	.992	1	17	6	.739	1	0
7 Greg Deichmann	208	185	21	2	.990	15	0	0	-	0	0
22 Cole Freeman	158	65	90	3	.981	18	0	0	-	0	0
24 Beau Jordan	39	37	1	1	.974	0	0	0	-	0	0

3 Kramer Robertson	105	42	59	4	.962	13	0	0	-	0	0
17 Chris Reid	66	15	46	5	.924	5	0	0	-	0	0
35 Alex Lange	12	4	7	1	.917	1	6	3	.667	0	0
14 Brody Wofford	6	4	1	1	.833	0	0	0	-	0	0
45 Russell Reynolds	5	0	4	1	.800	0	4	0	1.000	0	0
46 Parker Bugg	4	1	2	1	.750	0	5	0	1.000	0	0
67 Jake Latz	0	0	0	0	.000	0	0	0	-	0	0
4 Bryce Adams	0	0	0	0	.000	0	0	0	-	0	0
32 Alden Cartwright	0	0	0	0	.000	0	0	0	-	0	0
18 Austin Bain	0	0	0	0	.000	0	0	1	.000	0	0
37 Jesse Stallings	0	0	0	0	.000	0	2	0	1.000	0	0
5 Cody Ducole	0	0	0	0	.000	0	0	0	-	0	0
Totals	1098	792	285	21	.981	23	37	17	.685	4	0
Opponents	1182	781	347	54	.954	29	40	20	.667	3	0

BATTING ANALYSIS

PLAYER	VS LEFT			VS RIGHT			W/RUNNERS ON			W/BASES EMPTY			W/BASES LOADED			RCH AS LEADOFF			FLY OUT	GND OUT	FLY/GND
	H	AB	AVG	H	AB	AVG	H	AB	AVG	H	AB	AVG	H	AB	AVG	RCH	OPS	PCT			
4 Bryce Adams	2	11	.182	1	9	.111	2	9	.222	1	11	.091	1	3	.333	0	5	.000	5	6	0.8
6 Brennan Breaux	0	5	.000	5	31	.161	5	18	.278	0	18	.000	1	3	.333	2	8	.250	11	11	1.0
10 Trey Dawson	0	4	.000	2	14	.143	2	13	.154	0	5	.000	0	0	-	1	5	.200	1	6	0.2
7 Greg Deichmann	14	51	.275	54	185	.292	41	124	.331	27	112	.241	5	9	.556	21	55	.382	67	55	1.2
5 Cody Ducote	0	2	.000	1	4	.250	0	2	.000	1	4	.250	0	1	.000	0	1	.000	3	1	3.0
20 Antoine Duplantis	22	65	.338	67	207	.324	46	136	.338	43	136	.316	1	9	.111	36	85	.424	70	86	0.8
43 Trent Forshag	0	0	-	1	7	.143	1	6	.167	0	1	.000	0	0	-	0	0	-	5	0	99.9
8 Jake Fraley	17	65	.262	70	202	.347	46	132	.348	41	135	.304	0	3	.000	19	61	.311	83	59	1.4
22 Cole Freeman	13	45	.289	58	171	.339	37	107	.346	34	109	.312	1	5	.200	24	55	.436	57	62	0.9
24 Beau Jordan	16	50	.320	48	174	.276	41	135	.304	23	89	.258	4	7	.571	13	44	.295	76	56	1.4
25 Bryce Jordan	6	39	.154	49	149	.329	27	101	.267	28	87	.322	4	11	.364	25	44	.568	54	49	1.1
9 O'Neal Lochridge	4	12	.333	4	23	.174	3	22	.136	5	13	.385	0	1	.000	3	7	.429	10	9	1.1
2 Michael Papierski	6	22	.273	24	102	.235	16	67	.239	14	57	.246	1	5	.200	12	32	.375	40	41	1.0
17 Chris Reid	9	35	.257	39	132	.295	24	80	.300	24	87	.276	1	6	.167	16	49	.327	44	54	0.8
3 Kramer Robertson	19	54	.352	65	205	.317	40	111	.360	44	148	.297	6	10	.600	34	80	.425	69	81	0.9
28 Jordan Romero	16	47	.340	27	98	.276	22	84	.262	21	61	.344	2	8	.250	13	33	.394	48	30	1.6
30 Collin Strall	0	0	-	0	1	.000	0	1	.000	0	0	-	0	0	-	0	0	-	0	0	0.0
14 Brody Wofford	1	4	.250	14	58	.241	7	33	.212	8	29	.276	1	5	.200	3	10	.300	13	16	0.8
Totals	145	511	.284	529	1772	.299	360	1181	.305	314	1102	.285	28	86	.326	222	574	.387	656	622	1.1
Opponents	196	707	.277	368	1527	.241	257	977	.263	307	1257	.244	17	73	.233	199	592	.336	602	543	1.1

PLAYER	PINCH HITTING			WITH RUNNERS IN SCORING POS			W/RNR ON 3RD AND LT 2 OUT			WITH 2 OUT			2-OUT RBI	SUCCESS ADVANCING RNRS			#RNRS		RCH ERR	RCH FC	KL
	H	AB	AVG	H	AB	AVG	RBI	OPS	PCT	H	AB	AVG		ADV	OPS	PCT	ADV W/OUT	RNRS LOB			
4 Bryce Adams	1	7	.143	1	3	.333	1	2	.500	0	3	.000	1	5	10	.500	1	6	2	0	0
6 Brennan Breaux	0	10	.000	3	11	.273	1	1	1.000	1	12	.083	3	7	20	.350	0	16	1	0	4
10 Trey Dawson	0	5	.000	2	7	.286	0	2	.000	1	8	.125	1	3	14	.214	0	7	0	1	3
7 Greg Deichmann	0	0	-	29	80	.363	14	23	.609	16	65	.246	14	65	132	.492	12	47	8	9	8
5 Cody Ducote	1	3	.333	0	2	.000	0	1	.000	0	0	-	0	0	2	.000	0	0	0	0	0
20 Antoine Duplantis	0	0	-	32	99	.323	13	22	.591	30	83	.361	20	76	145	.524	24	60	8	9	2
43 Trent Forshag	1	7	.143	1	3	.333	1	2	.500	1	3	.333	1	3	7	.429	3	1	0	0	0
8 Jake Fraley	0	0	-	21	78	.269	14	26	.538	16	59	.271	7	87	153	.569	26	40	11	4	9
22 Cole Freeman	0	0	-	22	70	.314	7	13	.538	26	75	.347	18	73	131	.557	13	54	12	12	8
24 Beau Jordan	2	2	1.000	25	83	.301	13	18	.722	22	79	.278	10	67	146	.459	13	53	7	11	3
25 Bryce Jordan	0	2	.000	18	61	.295	14	20	.700	19	65	.292	13	61	122	.500	19	48	8	7	5
9 O'Neal Lochridge	0	1	.000	2	14	.143	4	7	.571	3	17	.176	1	12	26	.462	7	14	2	2	1
2 Michael Papierski	0	1	.000	8	40	.200	6	10	.600	14	46	.304	9	39	85	.459	17	32	0	6	5
17 Chris Reid	1	4	.250	13	46	.283	6	13	.462	20	56	.357	6	45	91	.495	8	36	2	8	6
3 Kramer Robertson	0	0	-	32	88	.364	17	23	.739	29	79	.367	13	73	127	.575	22	50	11	11	7
28 Jordan Romero	6	11	.545	19	66	.288	14	26	.538	18	58	.324	8	41	96	.427	15	47	4	4	6
30 Collin Strall	0	1	.000	0	0	-	0	0	-	0	1	.000	0	0	1	.000	0	1	0	0	0
14 Brody Wofford	6	22	.273	4	22	.182	2	6	.333	1	18	.056	1	12	33	.364	5	22	0	1	4
Totals	18	76	.237	232	773	.300	127	215	.591	212	727	.292	126	669	1341	.499	185	551	76	85	71
Opponents	9	55	.164	161	612	.263	70	125	.560	185	739	.250	111	513	1120	.458	174	508	39	55	152

Success Advancing Runners = percentage of times the batter advanced at least one runner during a plate appearance
 #Rnr Adv w/Out = TOTAL number of runners advanced when the player made an out

PITCHING ANALYSIS

PLAYER	VS LEFT			VS RIGHT			W/RUNNERS ON			W/BASES EMPTY			RCH BY LEADOFF			W/2 OUT			FLY OUT	GND OUT	FLY/GND
	H	AB	AVG	H	AB	AVG	H	AB	AVG	H	AB	AVG	RCH	OPS	PCT	H	AB	AVG			
18 Austin Bain	12	39	.308	15	69	.217	13	47	.277	14	61	.230	9	31	.290	10	35	.286	35	14	2.5
6 Brennan Breaux	0	0	-	2	5	.400	1	3	.333	1	2	.500	0	1	.000	0	0	-	0	1	0.0
46 Parker Bugg	16	57	.281	15	91	.165	18	74	.243	13	74	.176	8	33	.242	8	52	.154	46	35	1.3
32 Alden Cartwright	5	25	.200	6	31	.194	5	17	.294	6	39	.154	3	16	.188	10	25	.400	20	12	1.7
12 Hunter Devall	3	12	.250	5	22	.227	5	23	.217	3	11	.273	5	8	.625	1	10	.100	11	3	3.7
41 Caleb Gilbert	22	68	.324	33	108	.306	29	96	.302	26	80	.325	20	42	.476	26	67	.388	32	48	0.7
27 John Valek III	17	58	.293	53	188	.282	26	96	.271	44	150	.293	19	65	.292	17	77	.221	73	55	1.3
35 Alex Lange	33	171	.193	59	236	.250	37	151	.245	55	256	.215	37	117	.316	29	130	.252	110	84	1.3
67 Jake Latz	4	13	.308	6	20	.300	3	12	.250	7	21	.333	5	10	.500	2	10	.200	10	4	2.5
33 Cole McKay	4	13	.308	8	24	.333	7	24	.292	5	13	.385	5	9	.556	6	13	.462	7	6	1.2
55 Hunter Newman	7	54	.130	14	74	.189	11	48	.229	10	80	.125	9	35	.257	11	45	.244	36	31	1.2
21 Doug Norman	11	41	.268	15	72	.208	18	59	.305	8	54	.148	8	29	.276	9	39	.231	30	36	0.8
16 Jared Poche	28	99	.283	78	290	.269	42	157	.268	64	232	.276	39	109	.358	30	119	.252	90	109	0.8
45 Russell Reynolds	12	55	.218	23	81	.284	17	72	.236	18	64	.281	10	29	.345	8	46	.174	44	36	1.2
44 Riley Smith	8	30	.267	17	59	.288	11	32	.344	14	57	.246	8	25	.320	9	29	.310	21	34	0.6
37 Jesse Stallings	7	38	.184	19	74	.257	10	56	.179	16	56	.286	12	29	.414	6	35	.171	35	32	1.1
30 Collin Strall	4	5	.800	3	12	.250	4	10	.400	3	7	.429	2	4	.500	3	7	.429	2	3	0.7
Totals	193	778	.248	371	1456	.255	257	977	.263	307	1257	.244	199	592	.336	185	739	.250	602	543	1.1
Opponents	336	1142	.294	338	1141	.296	360	1181	.305	314	1102	.285	222	574	.387	212	727	.292	656	622	1.1

Career Stats of Departing Players

Parker Bugg, RHP

Year	ERA	W	L	App	GS	CG	SHO	CBO	SV	IP	H	R	ER	BB	SO	2B	3B	HR	BF	B/Avg	WP	HBP	BK	SFA	SHA
2014	2.75	2	2	26	1	0	0	6	2	36.0	27	13	11	5	29	2	0	2	146	.211	2	6	0	1	6
2015	1.72	1	2	26	0	0	0	2	3	36.2	23	7	7	13	35	2	0	2	147	.180	3	2	1	1	3
2016	3.40	1	2	28	0	0	0	1	4	39.2	31	16	15	16	36	7	2	0	172	.209	4	3	1	4	1
TOTAL	2.64	4	6	80	1	0	0	9	9	112.1	81	36	33	34	100	11	2	4	465	.200	9	11	2	6	10

Trey Dawson, INF

Year	Avg	GP	GS	AB	R	H	2B	3B	HR	RBI	TB	SLG%	BB	HBP	SO	GDP	OB%	SF	SH	SB	ATT	PO	A	E	FLD%
2016	.111	27	4	18	1	2	0	0	0	1	2	.111	3	1	9	1	.273	0	0	0	0	6	20	3	.897

Hunter Devall, LHP

Year	Avg	GP	GS	AB	R	H	2B	3B	HR	RBI	TB	SLG%	BB	HBP	SO	GDP	OB%	SF	SH	SB	ATT	PO	A	E	FLD%
2013	2.65	3	0	16	1	0	0	1	0	17.0	15	5	5	5	15	5	0	0	71	.246	2	4	1	0	1
2014	3.10	1	0	18	0	0	0	5	0	20.1	16	8	7	8	16	4	0	0	86	.219	1	2	0	1	1
2015	4.02	2	0	18	1	0	0	1	0	15.2	13	7	7	5	15	1	1	2	64	.224	0	1	0	0	0
2016	3.12	0	0	10	0	0	0	0	0	8.2	8	5	3	6	11	2	0	1	41	.235	1	0	0	1	0
TOTAL	3.21	6	0	62	2	0	0	7	0	61.2	52	25	22	24	57	12	1	3	262	.230	4	7	1	2	2

Cody Ducote, OF

Year	Avg	GP	GS	AB	R	H	2B	3B	HR	RBI	TB	SLG%	BB	HBP	SO	GDP	OB%	SF	SH	SB	ATT	PO	A	E	FLD%
2016	.167	5	0	6	0	1	0	0	0	0	1	.167	0	0	1	0	.167	0	0	0	0	0	0	0	.000

Trent Forshag, C

Year	ERA	W	L	App	GS	CG	SHO	CBO	SV	IP	H	R	ER	BB	SO	2B	3B	HR	BF	B/Avg	WP	HBP	BK	SFA	SHA
2016	.143	10	0	7	0	1	0	0	0	2	1	.143	1	0	2	0	.222	1	0	0	0	8	0	1	.889

Jake Fraley, OF

Year	Avg	GP	GS	AB	R	H	2B	3B	HR	RBI	TB	SLG%	BB	HBP	SO	GDP	OB%	SF	SH	SB	ATT	PO	A	E	FLD%
2014	.372	49	27	121	31	45	7	1	3	29	63	.521	9	3	16	0	.419	3	4	8	10	57	1	1	.983
2015	.307	58	56	225	50	69	11	5	2	35	96	.427	21	4	24	1	.372	3	2	23	29	95	2	2	.980
2016	.326	66	66	267	61	87	10	6	5	36	124	.464	37	3	33	5	.408	4	3	28	38	190	2	0	1.000
TOTAL	.328	173	149	613	142	201	28	12	10	100	283	.462	67	10	73	6	.397	10	9	59	77	342	5	3	.991

Jake Latz, LHP

Year	ERA	W	L	App	GS	CG	SHO	CBO	SV	IP	H	R	ER	BB	SO	2B	3B	HR	BF	B/Avg	WP	HBP	BK	SFA	SHA
2016	7.56	0	1	7	3	0	0	0	0	8.1	10	7	7	4	11	3	0	3	41	.303	1	1	0	1	2

O'Neal Lochridge, INF

Year	Avg	GP	GS	AB	R	H	2B	3B	HR	RBI	TB	SLG%	BB	HBP	SO	GDP	OB%	SF	SH	SB	ATT	PO	A	E	FLD%
2016	.229	12	10	35	10	8	3	0	2	10	17	.486	4	2	9	0	.318	3	0	0	0	4	15	1	.950

Riley Smith, RHP

Year	Avg	GP	GS	AB	R	H	2B	3B	HR	RBI	TB	SLG%	BB	HBP	SO	GDP	OB%	SF	SH	SB	ATT	PO	A	E	FLD%
2016	7.66	2	1	12	1	0	0	0	0	22.1	25	19	19	11	11	4	0	2	105	.281	0	2	0	1	2

Jesse Stallings, RHP

Year	ERA	W	L	App	GS	CG	SHO	CBO	SV	IP	H	R	ER	BB	SO	2B	3B	HR	BF	B/Avg	WP	HBP	BK	SFA	SHA
2015	2.73	1	2	31	0	0	0	3	12	33.0	24	10	10	12	26	5	3	1	131	.209	1	2	0	1	1
2016	3.64	3	0	25	2	0	0	2	1	29.2	26	12	12	15	18	2	0	2	133	.232	1	2	0	0	4
TOTAL	3.16	4	2	56	2	0	0	5	13	62.2	50	22	22	27	44	7	3	3	264	.220	2	4	0	1	5

John Valek III, LHP

Year	ERA	W	L	App	GS	CG	SHO	CBO	SV	IP	H	R	ER	BB	SO	2B	3B	HR	BF	B/Avg	WP	HBP	BK	SFA	SHA
2016	4.04	6	2	15	13	0	0	1	0	62.1	70	31	28	9	52	15	0	8	269	.285	3	5	0	4	5



John Valek III



Hunter Devall



Jesse Stallings

Austin Bain, RHP

SEC Academic Honor Roll

Brennan Breaux, OF

SEC Co-Freshman of the Week (May 9, 2016)

Parker Bugg, RHP

SEC Academic Honor Roll
MLB Draft: 27th round (Miami)

Greg Deichmann, INF

NCAA Baton Rouge Regional Most Outstanding Player
SEC Academic Honor Roll
MLB Draft: 26th round (Minnesota)

Cody Ducote, OF

SEC Academic Honor Roll

Antoine Duplantis, OF

Freshman All-American (Collegiate Baseball, NCBWA, Perfect Game)
Freshman All-SEC
SEC Freshman of the Week (May 23, 2016)
First-Team All-Louisiana

Trent Forshag, C

SEC First-Year Academic Honor Roll

Jake Fraley, OF

NCAA Baton Rouge Regional All-Tournament Team
LSU Skip Bertman Award Recipient
Second-Team All-Louisiana
MLB Draft: 2nd Round (Tampa Bay)

Cole Freeman, INF

SEC Academic Honor Roll
SEC All-Defensive Team
Second-Team All-Louisiana
MLB Draft: 18th Round (Los Angeles Dodgers)

Caleb Gilbert, RHP

SEC First-Year Academic Honor Roll

Bryce Jordan, DH/INF

First-Team All-SEC
Second-Team All-Louisiana

Alex Lange, RHP

NCAA Regional All-Tournament Team
SEC Pitcher of the Week (Feb. 22, 2016)
SEC Academic Honor Roll
First-Team All-Louisiana

O'Neal Lochridge, INF

SEC First-Year Academic Honor Roll

Doug Norman, RHP

2016 SEC Community Service Team

Jared Poche', LHP

LSU Wally Pontiff Jr. Scholar-Athlete Award
SEC Academic Honor Roll
MLB Draft: 14th Round (San Diego)

Kramer Robertson, SS

Second-Team All-American (Collegiate Baseball)
First-Team All-SEC
NCAA Baton Rouge Regional All-Tournament Team
Second-Team All-Louisiana
MLB Draft: 32nd Round (Cleveland)

Jordan Romero, C

Second-Team All-Louisiana

Riley Smith, RHP

MLB Draft: 24th Round (Arizona)

Jesse Stallings, RHP

SEC Academic Honor Roll
MLB Draft: 15th Round (Cincinnati)

Collin Strall, RHP

SEC Academic Honor Roll

John Valek III, RHP

SEC Academic Honor Roll



Bryce Jordan



Jordan Romero

2016 Final Polls

BASEBALL AMERICA

1. Coastal Carolina*	55-18
2. Arizona	49-24
3. TCU	49-18
4. Oklahoma State	43-22
5. Florida*	52-16
6. Miami (Fla.)	50-14
7. Texas Tech	47-20
8. Texas A&M*	49-16
9. UC Santa Barbara	43-20
10. Mississippi State*	44-18-1
11. Louisville	50-14
12. LSU	45-21
13. Florida State	41-22
14. South Carolina	46-18
15. East Carolina	38-23-1
16. Boston College	35-22
17. Clemson	44-20
18. Ole Miss*	43-19
19. Tulane*	41-21
20. Vanderbilt*	43-19
21. Virginia	38-22
22. UL-Lafayette*	43-21
23. Florida Atlantic	39-19
24. Southern Miss	41-20
25. North Carolina State	38-22

LSU record vs. Baseball America Top 25: 10-13

COLLEGIATE BASEBALL

1. Coastal Carolina*	55-18
2. Arizona	49-24
3. TCU	49-18
4. Oklahoma State	43-22
5. Texas Tech	47-20
6. UC Santa Barbara	43-21
7. Florida*	52-16
8. Miami (Fla.)	50-14
9. Texas A&M*	49-16
10. Mississippi State*	44-18-1
11. Louisville	50-14
12. South Carolina	46-18
13. LSU	45-21
14. Florida State	41-22
15. East Carolina	38-23-1
16. Boston College	35-22
17. Virginia	38-22
18. Clemson	44-20
19. UL-Lafayette*	43-21
20. North Carolina State	38-22
21. Xavier	32-30
22. Washington	33-23
23. Vanderbilt*	43-19
24. Dallas Baptist	44-19
25. Tulane*	41-21
26. South Alabama	42-22
27. Southern Miss	41-20
28. Cal State Fullerton	36-23
29. Arizona State	36-23
30. Rice*	38-24

LSU record vs. Collegiate Baseball Top 30: 11-12

USA TODAY

1. Coastal Carolina*	55-18
2. Arizona	49-24
3. TCU	49-18
4. Oklahoma State	43-22
5. Florida*	52-16
6. Texas Tech	47-20
7. UC Santa Barbara	43-21
8. Miami (Fla.)	50-14
9. Texas A&M*	49-16
10. Louisville	50-14
11. Mississippi State*	44-18-1
12. LSU	45-21
13. Florida State	41-22
14. South Carolina	46-18
15. Clemson	44-20
16. East Carolina	38-23-1
17. Vanderbilt*	43-19
18. Ole Miss*	43-19
19. UL-Lafayette*	43-21
20. North Carolina State	38-22
21. Boston College	35-22
22. Virginia	38-22
23. Southern Miss	41-20
24. Tulane*	41-21
25. Dallas Baptist	44-19

LSU record vs. USA Today Top 25: 10-13

* - 2016 LSU opponent

TEAM GAME HIGHS

Batting

At bats:	52	vs Florida (May 25, 2016)
Runs scored:	15	vs Fordham (Mar 05, 2016)
	15	at Mizzou (Apr 17, 2016)
Hits:	20	at Mizzou (Apr 17, 2016)
RBI's:	15	at Mizzou (Apr 17, 2016)
Doubles:	6	vs Fordham (Mar 05, 2016)
Triples:	2	vs Sacramento State (Feb 27, 2016)
	2	at Nicholls (Mar 02, 2016)
	2	at Tennessee (May 15, 2016)
Home runs:	4	vs Cincinnati (Feb 21, 2016)
Total bases:	31	at Mizzou (Apr 17, 2016)
Walks:	10	vs Arkansas (May 07, 2016)
Strikeouts:	15	vs Arkansas (May 07, 2016)
Sac hits:	2	(9 games)
Sac flies:	3	at Nicholls (Mar 02, 2016)
Stolen bases:	6	vs Fordham (Mar 05, 2016)
	6	vs New Orleans (Mar 16, 2016)
Hit by pitch:	6	vs Southern (Apr 05, 2016)
Caught stealing:	2	(7 games)
Runners LOB:	19	vs Arkansas (May 07, 2016)
Hit into DP:	3	vs Tulane (Mar 29, 2016)
	3	at Auburn (Apr 02, 2016)
	3	at Tennessee (May 15, 2016)

Fielding

Putouts:	42	vs Florida (May 25, 2016)
Assists:	18	vs Fordham (Mar 05, 2016)
Errors:	4	vs Grambling State (Apr 13, 2016)
Passed balls:	1	(6 games)
DPs turned:	2	(8 games)

Pitching

Innings pitched:	14.0	vs Florida (May 25, 2016)
Runs allowed:	12	at Lamar (Feb 24, 2016)
	12	vs Mississippi State (Apr 22, 2016)
Earned runs:	12	at Lamar (Feb 24, 2016)
Walks allowed:	9	vs Grambling State (Apr 13, 2016)
Strikeouts:	17	vs Sacramento State (Feb 27, 2016)
Hits allowed:	15	vs Mississippi State (Apr 24, 2016)
	15	vs Arkansas (May 07, 2016)
Doubles allowed:	5	at Ole Miss (Apr 28, 2016)
Triples allowed:	1	(11 games)
Homers allowed:	4	vs Ball State (Mar 11, 2016)
Wild pitches:	3	(4 games)
Hit batters:	4	at Lamar (Feb 24, 2016)

INDIVIDUAL GAME HIGHS

Batting

At bats:	7	Kramer Robertson vs Arkansas (May 07, 2016)
	7	Antoine Duplantis vs Florida (May 25, 2016)
Runs scored:	3	(12 games)
Hits:	4	(7 games)
RBI's:	5	Bryce Adams vs Cincinnati (Feb 21, 2016)
	5	Beau Jordan at Mizzou (Apr 16, 2016)
	5	Antoine Duplantis vs Mississippi State (Apr 22, 2016)
Doubles:	2	(10 games)
Triples:	1	(21 games)
Home runs:	1	(46 games)
Total bases:	8	Jake Fraley vs Rice (Jun 06, 2016)
Walks:	3	(5 games)
Strikeouts:	3	(12 games)
Sac hits:	1	(36 games)
Sac flies:	1	(26 games)
Stolen bases:	3	Jake Fraley vs Fordham (Mar 05, 2016)
Hit by pitch:	2	Bryce Jordan vs Cincinnati (Feb 19, 2016)
	2	Bryce Jordan at Auburn (Apr 02, 2016)
	2	Kramer Robertson vs Southern (Apr 05, 2016)
Caught stealing:	1	(42 games)
Runners LOB:	6	Bryce Jordan vs Ball State (Mar 11, 2016)
	6	Brody Wofford vs Vanderbilt (Apr 08, 2016)
	6	Cole Freeman vs Rice (Jun 06, 2016)

Fielding

Putouts:	16	Michael Papierski vs Sacramento St. (Feb 27, 2016)
Assists:	7	Kramer Robertson at Tulane (Apr 26, 2016)
	7	Cole Freeman vs Mississippi State (May 26, 2016)
Errors:	2	Kramer Robertson vs Tennessee (May 24, 2016)
	2	Chris Reid vs Coastal Carolina (Jun 11, 2016)
Passed balls:	1	(6 games)

Pitching

Innings pitched:	9.0	Alex Lange vs Mississippi State (Apr 23, 2016)
	9.0	Alex Lange at Ole Miss (Apr 29, 2016)
Runs allowed:	7	Riley Smith at Lamar (Feb 24, 2016)
	7	Alex Lange at Auburn (Apr 02, 2016)
	7	Jared Poche vs Mississippi State (Apr 22, 2016)
Earned runs:	7	Riley Smith at Lamar (Feb 24, 2016)
	7	Alex Lange at Auburn (Apr 02, 2016)
Walks allowed:	6	Alex Lange at Texas A&M (Mar 25, 2016)
	6	Alex Lange at Auburn (Apr 02, 2016)
	6	Alex Lange at Tennessee (May 13, 2016)
Strikeouts:	11	Alex Lange at Texas A&M (Mar 25, 2016)
	11	Alex Lange vs Florida (May 25, 2016)
Hits allowed:	10	Alex Lange vs Alabama (Mar 19, 2016)
Doubles allowed:	5	Jared Poche at Ole Miss (Apr 28, 2016)
Triples allowed:	1	(11 games)
Homers allowed:	4	Jared Poche vs Ball State (Mar 11, 2016)
Wild pitches:	3	Alex Lange at Auburn (Apr 02, 2016)
	3	Alex Lange vs Coastal Carolina (Jun 11, 2016)
Hit batters:	3	Jared Poche vs Alabama (Mar 19, 2016)

Inning-by-inning Summary

	1	2	3	4	5	6	7	8	9	EX	Total
LSU	50	42	51	46	62	47	59	40	22	7	426
Opponents	38	27	31	18	38	44	42	26	30	2	296

Win-Loss Summary

Total	45-21	Scoring 6-9 runs	17-5	After 8 tied	1-0
Conference	19-11	Scoring 10+ runs	16-1	Hit 0 home runs	21-14
Non-Conf	26-10	Opponent 0-2 runs	18-2	Hit 1 home run	14-6
Home	28-13	Opponent 3-5 runs	20-5	Hit 2+ home runs	10-1
Away	13-7	Opponent 6-9 runs	6-10	Opponent 0 home runs	29-5
Neutral	4-1	Opponent 10+ runs	1-4	Opponent 1 home run	13-11
Day	18-8	Scored in 1st inning	20-2	Opponent 2+ HRs	3-5
Night	27-13	Scores first	29-2	Made 0 errors	20-7
vs Left	13-3	Opp. scores first	16-19	Made 1 error	19-6
vs Right	32-18	After 6 leading	33-2	Made 2 errors	6-8
1-Run games	10-7	After 6 trailing	7-18	Opp. made 0 errors	7-12
2-Run games	5-2	After 6 tied	5-1	Opp. made 1 error	7-5
5+Run games	17-6	After 7 leading	34-3	Opp. made 2+ errors	31-4
Extra inns	4-0	After 7 trailing	5-17	Out-hit opponent	35-9
Shutouts	3-3	After 7 tied	4-0	Out-hit by opponent	7-9
Scoring 0-2 runs	2-11	After 8 leading	39-1	Hits are tied	3-3
Scoring 3-5 runs	10-4	After 8 trailing	3-19		

Record when team scores:

Runs	0	1	2	3	4	5	6	7	8	9	10+
W-L	0-3	1-6	1-2	3-2	2-1	5-1	5-2	6-1	2-2	4-0	16-1

Record when opponent scores:

Runs	0	1	2	3	4	5	6	7	8	9	10+
W-L	3-0	7-1	8-1	6-1	8-3	6-1	2-3	2-4	1-2	1-1	1-4

Record when leading after:

Inn.	1	2	3	4	5	6	7	8
W-L	16-0	21-1	27-3	32-3	32-4	33-2	34-3	39-1

Record when trailing after:

Inn.	1	2	3	4	5	6	7	8
W-L	10-9	10-14	9-12	6-14	7-13	7-18	5-17	3-19

Record when tied after:

Inn.	1	2	3	4	5	6	7	8
W-L	19-12	14-6	9-6	7-4	6-4	5-1	4-0	1-0

Longest winning streak	11
Longest losing streak	3

Home attendance	433783	(41 dates avg = 10580)
Away attendance	133034	(23 dates avg = 5784)
Total attendance	566817	(64 dates avg = 8856)

MULTIPLE HIT GAMES

	2	3	4	5+	Tot
3 Kramer Robertson	22	3	1	-	26
20 Antoine Duplantis	19	5	2	-	26
8 Jake Fraley	15	8	1	-	24
22 Cole Freeman	16	4	-	-	20
7 Greg Deichmann	16	3	-	-	19
24 Beau Jordan	12	5	1	-	18
25 Bryce Jordan	14	2	-	-	16
17 Chris Reid	8	3	1	-	12
28 Jordan Romero	8	1	1	-	10
2 Michael Papierski	5	1	-	-	6
14 Brody Wofford	2	-	-	-	2
9 O'Neal Lochridge	1	-	-	-	1
10 Trey Dawson	1	-	-	-	1
6 Brennan Breaux	-	1	-	-	1
TEAM	139	36	7	0	182

MULTIPLE RBI GAMES

	2	3	4	5+	Tot
7 Greg Deichmann	10	3	2	-	15
28 Jordan Romero	9	4	1	-	14
24 Beau Jordan	10	1	-	1	12
3 Kramer Robertson	9	2	-	-	11
25 Bryce Jordan	5	2	1	-	8
20 Antoine Duplantis	5	-	1	1	7
8 Jake Fraley	6	1	-	-	7
2 Michael Papierski	1	3	-	-	4
9 O'Neal Lochridge	2	1	-	-	3
22 Cole Freeman	3	-	-	-	3
17 Chris Reid	2	-	-	-	2
14 Brody Wofford	2	-	-	-	2
6 Brennan Breaux	2	-	-	-	2
4 Bryce Adams	-	-	-	1	1
TEAM	66	17	5	3	91

HITTING STREAKS

	Longest	Current
20 Antoine Duplantis	19	2
8 Jake Fraley	17	2
3 Kramer Robertson	16	1
22 Cole Freeman	13	2
25 Bryce Jordan	10	-
7 Greg Deichmann	10	6
24 Beau Jordan	8	-
17 Chris Reid	6	1
28 Jordan Romero	6	1
2 Michael Papierski	5	3
14 Brody Wofford	4	-
9 O'Neal Lochridge	4	2
6 Brennan Breaux	2	-
5 Cody Ducote	1	-
43 Trent Forshag	1	-
4 Bryce Adams	1	-
10 Trey Dawson	1	-

REACHED BASE STREAKS

	Longest	Current
22 Cole Freeman	31	31
3 Kramer Robertson	29	29
17 Chris Reid	26	2
20 Antoine Duplantis	23	2
8 Jake Fraley	20	6
28 Jordan Romero	16	1
25 Bryce Jordan	15	-
2 Michael Papierski	13	8
7 Greg Deichmann	11	6
24 Beau Jordan	8	-
9 O'Neal Lochridge	6	4
14 Brody Wofford	4	-
6 Brennan Breaux	2	-
10 Trey Dawson	2	-
4 Bryce Adams	2	-
5 Cody Ducote	1	-
43 Trent Forshag	1	-

STARTING LINEUP BY POSITION

(Team W-L record when starter)

PITCHER

16 Jared Poche'	17	(11-6)
35 Alex Lange	17	(12-5)
27 John Valek III	13	(10-3)
41 Caleb Gilbert	5	(2-3)
67 Jake Latz	3	(2-1)
37 Jesse Stallings	2	(2-0)
21 Doug Norman	2	(1-1)
33 Cole McKay	2	(1-1)
32 Alden Cartwright	2	(2-0)
18 Austin Bain	2	(1-1)
44 Riley Smith	1	(1-0)

CATCHER

2 Michael Papierski	40	(23-17)
28 Jordan Romero	26	(22-4)

FIRST BASE

7 Greg Deichmann	50	(34-16)
25 Bryce Jordan	15	(11-4)
4 Bryce Adams	1	(0-1)

SECOND BASE

22 Cole Freeman	59	(40-19)
3 Kramer Robertson	7	(5-2)

THIRD BASE

17 Chris Reid	47	(32-15)
9 O'Neal Lochridge	10	(7-3)
7 Greg Deichmann	5	(2-3)
10 Trey Dawson	2	(2-0)
22 Cole Freeman	2	(2-0)

SHORTSTOP

3 Kramer Robertson	59	(40-19)
22 Cole Freeman	5	(3-2)
10 Trey Dawson	2	(2-0)

LEFT FIELD

24 Beau Jordan	62	(43-19)
6 Brennan Breaux	3	(1-2)
14 Brody Wofford	1	(1-0)

CENTER FIELD

8 Jake Fraley	66	(45-21)
---------------	----	---------

RIGHT FIELD

20 Antoine Duplantis	66	(45-21)
----------------------	----	---------

DESIGNATED HITTER

25 Bryce Jordan 39	(28-11)
28 Jordan Romero	10 (6-4)
7 Greg Deichmann	7 (5-2)
14 Brody Wofford	7 (3-4)
4 Bryce Adams 2	(2-0)
24 Beau Jordan 1	(1-0)

STARTING LINEUP BY LINEUP SPOT

(Team W-L record when starter)

LEADOFF

20 Antoine Duplantis	41	(28-13)
3 Kramer Robertson	25	(17-8)

2ND SPOT

8 Jake Fraley	58	(40-18)
22 Cole Freeman	2	(2-0)
25 Bryce Jordan	2	(2-0)
20 Antoine Duplantis	2	(1-1)
3 Kramer Robertson	1	(0-1)
6 Brennan Breaux	1	(0-1)

3RD SPOT

3 Kramer Robertson	25	(18-7)
20 Antoine Duplantis	19	(12-7)
7 Greg Deichmann	11	(7-4)
8 Jake Fraley	6	(5-1)
28 Jordan Romero	4	(2-2)
24 Beau Jordan	1	(1-0)

CLEANUP

24 Beau Jordan	28	(18-10)
28 Jordan Romero	18	(16-2)
7 Greg Deichmann	7	(3-4)
17 Chris Reid	5	(4-1)
25 Bryce Jordan	4	(3-1)
3 Kramer Robertson	2	(1-1)
8 Jake Fraley	1	(0-1)
14 Brody Wofford	1	(0-1)

5TH SPOT

25 Bryce Jordan	18	(14-4)
3 Kramer Robertson	13	(9-4)
17 Chris Reid	11	(10-1)
28 Jordan Romero	7	(4-3)
24 Beau Jordan	6	(3-3)
14 Brody Wofford	4	(1-3)
7 Greg Deichmann	4	(3-1)
2 Michael Papierski	2	(0-2)
20 Antoine Duplantis	1	(1-0)

6TH SPOT

24 Beau Jordan	19	(14-5)
25 Bryce Jordan	17	(10-7)
2 Michael Papierski	10	(9-1)
7 Greg Deichmann	9	(5-4)
28 Jordan Romero	4	(3-1)
17 Chris Reid	3	(1-2)
14 Brody Wofford	2	(2-0)
4 Bryce Adams	1	(1-0)
8 Jake Fraley	1	(0-1)

7TH SPOT

7 Greg Deichmann	21	(15-6)
17 Chris Reid	12	(6-6)
25 Bryce Jordan	12	(9-3)
24 Beau Jordan	8	(7-1)
2 Michael Papierski	6	(2-4)
28 Jordan Romero	3	(3-0)
20 Antoine Duplantis	2	(2-0)
4 Bryce Adams	2	(1-1)

8TH SPOT

2 Michael Papierski	21	(11-10)
17 Chris Reid	16	(11-5)
7 Greg Deichmann	10	(8-2)
9 O'Neal Lochridge	9	(6-3)
22 Cole Freeman	4	(4-0)
6 Brennan Breaux	2	(1-1)
20 Antoine Duplantis	1	(1-0)
14 Brody Wofford	1	(1-0)
25 Bryce Jordan	1	(1-0)
24 Beau Jordan	1	(1-0)

9TH SPOT

22 Cole Freeman	60	(39-21)
10 Trey Dawson	4	(4-0)
9 O'Neal Lochridge	1	(1-0)
2 Michael Papierski	1	(1-0)



Austin Bain

Eastern Division

	SEC		OVERALL	
	W-L	PCT.	W-L	PCT.
%South Carolina	20-9	.690	46-18	.719
Florida	19-10	.655	52-16	.765
Vanderbilt	18-12	.600	43-19	.694
Kentucky	15-15	.500	32-25	.561
Georgia	11-19	.367	27-30	.474
Missouri	9-21	.300	26-30	.464
Tennessee	9-21	.300	29-28	.509

Western Division

	SEC		OVERALL	
	W-L	PCT.	W-L	PCT.
#Mississippi State	21-9	.700	44-18-1	.706
^Texas A&M	20-10	.667	49-16	.754
LSU	19-11	.633	45-21	.682
Ole Miss	18-12	.600	43-19	.694
Alabama	15-15	.500	32-26	.552
Auburn	8-22	.267	23-33	.411
Arkansas	7-23	.233	26-29	.473

- SEC Regular Season Champion % - SEC Divisional Champion
 & - SEC Tournament Champion



Michael Papierski



Collin Strall

Batting

Team	AVG	G	AB	R	H	2B	3B	HR	RBI	TB	SLG%	BB	HBP	SO	GDP	OB%	SF	SH	SB	ATT	PO	A	E	FLD%
Texas A&M	.311	65	2287	471	712	129	20	62	439	1067	.467	261	46	423	42	.388	32	37	73	97	1743	675	57	.977
Mississippi State	.308	63	2216	405	682	132	17	47	376	989	.446	235	62	378	32	.385	27	35	51	63	1701	682	61	.975
LSU	.295	66	2283	426	674	110	21	46	374	964	.422	271	78	316	38	.385	26	36	95	137	1773	631	59	.976
Auburn	.294	56	1976	346	581	102	14	37	310	822	.416	241	62	416	43	.384	21	9	61	89	1489	581	85	.961
South Carolina	.291	64	2195	402	638	116	8	45	370	905	.412	270	66	454	31	.381	25	44	69	93	1722	523	50	.978
Tennessee	.287	57	1932	347	555	111	18	21	306	765	.396	217	62	419	10	.372	30	23	95	124	1501	641	70	.968
Florida	.278	68	2281	408	634	121	20	53	371	954	.418	299	50	408	49	.370	28	26	76	105	1840	724	46	.982
Ole Miss	.277	62	2091	382	580	108	9	46	344	844	.404	243	48	427	31	.361	34	13	51	74	1637	604	63	.973
Arkansas	.275	55	1870	324	515	90	13	49	288	778	.416	222	39	413	34	.360	24	26	39	53	1452	620	62	.971
Vanderbilt	.274	62	2076	416	568	115	26	43	376	864	.416	268	65	530	20	.369	31	38	88	126	1654	602	59	.975
Kentucky	.270	57	1894	305	511	96	10	52	274	783	.413	177	52	417	25	.345	23	35	41	57	1496	621	71	.968
Georgia	.252	57	1911	264	482	74	7	41	244	693	.363	224	29	461	41	.336	25	22	44	63	1536	550	65	.970
Alabama	.249	58	1925	256	480	91	6	30	233	673	.350	205	52	446	32	.337	6	32	43	59	1543	618	68	.969
Missouri	.249	56	1841	290	459	87	15	31	265	669	.363	235	46	455	41	.345	21	13	64	92	1481	620	81	.963

Pitching

Team	ERA	W	L	G	CG	SHO	CBO	SV	IP	H	R	ER	BB	SO	2B	3B	HR	AB	B/Avg	WP	HBP	BK	SFA	SHA
Florida	2.91	52	16	68	4	8	6	19	613.1	514	221	198	166	671	111	12	31	2270	.226	34	69	1	8	26
Texas A&M	3.05	49	16	65	3	9	8	19	581.0	504	233	197	200	594	69	8	32	2174	.232	57	44	2	16	23
Vanderbilt	3.25	43	19	62	2	9	7	19	551.1	473	249	199	211	593	87	6	26	2037	.232	52	52	2	17	26
South Carolina	3.29	46	18	64	3	5	5	22	574.0	484	242	210	213	619	74	5	44	2136	.227	39	43	7	11	19
Mississippi State	3.35	44	18	63	5	9	6	19	567.0	525	249	211	208	576	78	4	29	2146	.245	49	59	6	17	26
Alabama	3.46	32	26	58	0	5	5	18	514.1	484	237	198	188	452	88	6	24	1937	.250	45	34	3	14	33
Ole Miss	3.53	43	19	62	0	2	2	20	545.2	546	261	214	206	497	113	6	32	2100	.260	42	39	6	16	24
Kentucky	3.97	32	25	57	4	4	3	12	498.2	489	259	220	180	418	89	13	35	1925	.254	58	31	3	13	26
LSU	3.97	45	21	66	2	3	3	15	591.0	564	296	261	246	540	111	11	44	2234	.252	63	38	1	22	36
Tennessee	4.07	29	28	57	0	1	1	8	500.1	524	274	226	222	373	96	11	30	1915	.274	52	48	1	19	34
Missouri	4.34	26	30	56	6	5	2	11	493.2	552	298	238	142	422	92	9	33	1961	.281	43	41	6	20	22
Auburn	4.57	23	33	56	2	4	3	5	496.1	525	304	252	196	397	84	16	42	1955	.269	54	28	2	21	29
Georgia	4.62	27	30	57	1	2	2	10	512.0	467	307	263	261	489	84	13	51	1936	.241	70	39	9	13	37
Arkansas	5.02	26	29	55	2	4	2	9	484.0	504	317	270	238	452	91	8	38	1844	.273	49	49	2	19	33

Fielding

Team	C	PO	A	E	FLD%	DPs	SBA	CSB	SBA%	PB	CI
Florida	2610	1840	724	46	.982	46	41	30	.577	6	0
South Carolina	2295	1722	523	50	.978	42	47	20	.701	7	0
Texas A&M	2475	1743	675	57	.977	36	51	24	.680	7	1
LSU	2463	1773	631	59	.976	41	75	35	.682	6	1
Mississippi State	2444	1701	682	61	.975	55	36	14	.720	9	0
Vanderbilt	2315	1654	602	59	.975	57	25	27	.481	10	0
Ole Miss	2304	1637	604	63	.973	51	49	23	.681	13	0
Arkansas	2134	1452	620	62	.971	49	60	38	.612	6	1
Georgia	2151	1536	550	65	.970	36	75	19	.798	12	0
Alabama	2229	1543	618	68	.969	48	37	21	.638	8	0
Tennessee	2212	1501	641	70	.968	58	46	23	.667	6	0
Kentucky	2188	1496	621	71	.968	38	26	14	.650	13	1
Missouri	2182	1481	620	81	.963	47	53	22	.707	5	0
Auburn	2155	1489	581	85	.961	46	68	18	.791	14	0

Batting Leaders

BATTING AVG.

Jake Mangum, MS	.408
Boomer White, AM	.386
Evan White, UK	.376
Peter Alonso, UF	.374
Anfernee Grier, AU	.366

SLUGGING PCT.

Peter Alonso, UF	.659
Zach Lavy, MO	.603
Bryan Reynolds, VU	.603
Nick Senzel, UT	.595
Brent Rooker, MS	.578

ON BASE PCT.

Gene Cone, SC	.474
Peter Alonso, UF	.469
Boomer White, AM	.462
Bryan Reynolds, VU	.461
Jake Mangum, MS	.458

RUNS SCORED

J.B. Moss, AM	67
Jeren Kendall, VU	63
Kramer Robertson, LSU	61
Jake Fraley, LSU	61
Bryan Reynolds, VU	59

HITS

Boomer White, AM	100
Antoine Duplantis, LSU	89
Jake Fraley, LSU	87
Anfernee Grier, AU	87
Nathaniel Lowe, MS	86

RBI

Hunter Melton, AM	67
JJ Schwarz, UF	60
Peter Alonso, UF	60
Alex Destino, SC	59
Jeren Kendall, VU	59
Nick Senzel, UT	59

DOUBLES

Nick Senzel, UT	25
Colby Bortles, UM	21
Kramer Robertson, LSU	20
Nathaniel Lowe, MS	20
Jack Kruger, MS	19
Boomer White, AM	19

TRIPLES

Zach Lavy, MO	8
Jeren Kendall, VU	8
Jake Fraley, LSU	6
Buddy Reed, UF	6
Jordan Rodgers, UT	5
Antoine Duplantis, LSU	5

HOME RUNS

J.B. Woodman, UM	14
Peter Alonso, UF	14
Bryan Reynolds, VU	13
JaVon Shelby, UK	12
Hunter Melton, AM	12
Anfernee Grier, AU	12

TOTAL BASES

Jeren Kendall, VU	142
Peter Alonso, UF	139
Anfernee Grier, AU	137
Bryan Reynolds, VU	135
J.B. Woodman, UM	134
Boomer White, AM	134

WALKS

Will Toffey, VU	51
Bryan Reynolds, VU	49
Gene Cone, SC	45
JJ Schwarz, UF	45

Chandler Taylor, UA	40
Nick Senzel, UT	40

HIT BY PITCH

Bryce Jordan, LSU	23
Jonah Bride, SC	19
Chris Hall, UT	18
Kramer Robertson, LSU	14
Marcus Mooney, SC	13

STOLEN BASES

Jeren Kendall, VU	28
Jake Fraley, LSU	28
Cole Freeman, LSU	26
Nick Senzel, UT	25
Jake Ring, MO	25

Pitching Leaders

ERA

Dane Dunning, UF	2.29
Nick Eicholtz, UA	2.30
Logan Shore, UF	2.31
Brigham Hill, AM	2.51
Dakota Hudson, MS	2.55

OPPOSING BATTING AVG.

Heath Holder, UG	.174
A.J. Puk, UF	.191
Robert Tyler, UG	.200
Adam Hill, SC	.208
Tanner Houck, MO	.209

INNINGS PITCHED

Dakota Hudson, MS	113.0
Alex Lange, LSU	111.2
Clarke Schmidt, SC	111.1
Tanner Houck, MO	105.1
Logan Shore, UF	105.1

BATTERS STRUCK OUT

Alex Faedo, UF	133
Clarke Schmidt, SC	129
Braden Webb, SC	128
Alex Lange, LSU	125
Dakota Hudson, MS	115

WINS

Alex Faedo, UF	13
Logan Shore, UF	12
Kyle Simonds, AM	11
Braden Webb, SC	10
Brigham Hill, AM	9
Dustin Beggs, UK	9
Jared Poche', LSU	9
Dakota Hudson, MS	9
Clarke Schmidt, SC	9

SAVES

Shaun Anderson, UF	13
Thomas Burrows, UA	12
Josh Reagan, SC	11
Wyatt Short, UM	11
Ben Bowden, VU	10

APPEARANCES

Kirby Sneed, UF	41
Shaun Anderson, UF	36
Dane Dunning, UF	33
Cole Bartlett, MO	31
Will Stokes, UM	30

GAMES STARTED

Logan Shore, UF	18
Clarke Schmidt, SC	17
Austin Sexton, MS	17
Dakota Hudson, MS	17
Jared Poche', LSU	17
Kyle Simonds, AM	17
Alex Faedo, UF	17
Braden Webb, SC	17
Alex Lange, LSU	17

2016 All-SEC Team

(as selected by the league coaches)

FIRST TEAM

C – Henri Lartigue, Ole Miss
1B – Nathaniel Lowe, Mississippi State
2B – Ryne Birk, Texas A&M
3B – Boomer White, Texas A&M
SS – Kramer Robertson, LSU
OF – Jake Mangum, Mississippi State
OF – J. B. Woodman, Ole Miss
OF – Gene Cone, South Carolina
*DH/UTL – Bryce Jordan, LSU
*DH/UTL – Jack Kruger, Mississippi State
SP – Logan Shore, Florida
SP – Dakota Hudson, Mississippi State
RP – Shaun Anderson, Florida

* - denotes a tie in voting

SECOND TEAM

C – Mike Rivera, Florida
*1B – Peter Alonso, Florida
*1B – Evan White, Kentucky
2B – Tate Blackman, Ole Miss
3B – Nick Senzel, Tennessee
SS – Dalton Guthrie, Florida
OF – Anfernee Grier, Auburn
OF – Bryan Reynolds, Vanderbilt
OF – Jeren Kendall, Vanderbilt
DH/UTL – Brent Rooker, Mississippi State
SP – Kyle Wright, Vanderbilt
SP – Clarke Schmidt, South Carolina
RP – Mark Ecker, Texas A&M

* - denotes a tie in voting

Player of the Year – Boomer White, Texas A&M

Pitcher of the Year – Logan Shore, Florida

Freshman of the Year – Jake Mangum, Mississippi State

Scholar-Athlete of the Year – Derek Lance, Tennessee

Coach of the Year – John Cohen, Mississippi State

2016 Freshman All-SEC Team

(as selected by the league coaches)

*C – Chris Cullen, South Carolina
*C – Michael Curry, Georgia
1B – LT Tolbert, South Carolina
2B – Deacon Liput, Florida
3B – Jonathan India, Florida
SS – Connor Kaiser, Vanderbilt
OF – Jake Mangum, Mississippi State
OF – Antoine Duplantis, LSU
OF – Chandler Taylor, Alabama
DH/UTL – Ethan Paul, Vanderbilt
SP – Braden Webb, South Carolina
SP – Adam Hill, South Carolina
RP – Sean Hjelle, Kentucky

* - denotes a tie in voting

2016 SEC All-Tournament Team

(as selected by the media)

P – Scott Moss, Florida
P – Brigham Hill, Texas A&M
P – Zac Houston, Mississippi State
C – Henri Lartigue, Ole Miss
DH – Jonathan Moroney, Texas A&M
1B – JJ Schwarz, Florida
2B – Ryne Birk, Texas A&M
3B – Colby Bortles, Ole Miss
SS – Austin Homan, Texas A&M
OF – Nick Banks, Texas A&M
OF – Bryan Reynolds, Vanderbilt
OF – J.B. Woodman, Ole Miss

Tournament Most Valuable Player – Nick Banks, Texas A&M

SEC Tournament Championship Game

Final Score: Texas A&M 12, Florida 5

THE EARLY YEARS



LSU's 1900 Baseball Team

Louisiana State University has a colorful 124-year (121 seasons) baseball history which began with the first team in 1893 and has continued uninterrupted since 1905.

Although baseball was played at LSU prior to 1893, no contests had been scheduled with any clubs outside of Baton Rouge. The team of 1892 won all of its games against local competition.

On May 13, 1893, in connection with a military field day, LSU was engaged in its first intercollegiate athletic contest and defeated the nine from Tulane University.

That was the only game of 1893 and captain E.B. Young, in selecting materials for uniforms to be used for the May 13 contest, chose the colors of Old Gold and Purple. The baseball squad of 1893 had the honor of first wearing the colors that later were adopted as the official University colors.

In 1904, a game was scheduled to start the year against a local professional club. That game, however, was cancelled when the Tiger captain and manager resigned upon the refusal of the university president to grant permission for the cadets to attend the contest. The team disbanded and no further contests were played that year.

In 1915 C.C. "Doc" Stroud took over as Tiger coach and eventually became the first man to lead LSU for more than two seasons. In 1919 Stroud led LSU to a 12-4 campaign, a mark that had been bettered only one time before and would not be surpassed again until 1936. In that 1919 season, the Tigers had a fine young pitcher named Tom Staples who threw a perfect game in a 9-0 win over Louisiana College. He also pitched and won both games of a doubleheader that same year.


In 1927 Harry Rabenhorst was named head coach and served in that capacity until 1956, with the exception of a three-year period from 1943-45. During that three-year span, A.L. Swanson was the Tigers' field manager. In Swanson's first year, the Tigers lost their first three games of the season, but bounced back to

win 12 of the next 16 and LSU's second SEC championship.

The first SEC title came back to LSU in 1939 under Rabenhorst. The '39 team was one of LSU's best as it posted a 22-5 record for an .815 winning percentage. The team was led by first baseman Paul Brotherton, outfielder Ken Kavanaugh, Sr. and pitcher Jesse Danna, and had a winning streak of 13 games before losing to Minnesota in a swing through the Western (Big 10) Conference.

Besides the 1939 and 1943 championships, LSU also won conference titles in 1946 - under Rabenhorst - and in 1961 under Ray Didier, but not again until 1975 under Jim Smith. During Smith's tenure, however, the Tigers won or tied for the SEC Western Division title on three occasions.

The 1975 team became the first LSU squad to participate in the NCAA Tournament, as the Tigers played in the South Regional at Starkville, Miss. LSU won its first regional game over Murray State, but was eliminated from the tournament after consecutive losses to Florida State and Miami (Fla.).



Former LSU infielder Alvin Dark managed five Major League teams.



1939 SEC Champions



Joe Bill Adcock enjoyed a 17-year big league career.

LSU coaches in the early years supplemented their collegiate schedules with competition against professional opponents. This gave the Tigers excellent chances to gain experience, but rare chances for victory. Among the Tigers' most noteworthy losses was a 17-7 defeat at the hands of the Chicago White Sox in 1925. Other pro opponents included the Detroit, Cleveland, New York and St. Louis major league teams, Indianapolis of the American Association, Nashville and New Orleans of the Southern Association, plus several teams from Louisiana's celebrated Class "C" Evangeline League.

Through the early years, numerous Tigers made it into the professional ranks. Roland Howell in 1912 was the first Tiger known to have signed a pro contract. Many players from LSU subsequently made their marks in the Major Leagues, including Walker Cress, Cincinnati Reds; Dave Madison, Detroit Tigers; Buddy Blair, Philadelphia Athletics; Mark Freeman, New York Yankees; Connie Ryan, Boston Braves; Alvin Dark, New York Giants; Joe Bill Adcock, Milwaukee Braves; Art Swanson, Pittsburgh Pirates; Mike Miley, California Angels; and Randy Wiles, Chicago White Sox.

Those and other outstanding players performed on a number of diamonds on the LSU campus. In 1929, the Tigers' home games were played on a field located on the Campanile Parade Grounds. In 1936, the playing field was located



1961 SEC Champions

north of the football stadium and was equipped with wooden bleachers. In 1938, LSU baseball moved into what was later named Alex Box Stadium, the home of the Fighting Tigers for 70 years (1938-2008).



Tom Staples (middle) fired a perfect game in 1919 against Louisiana College.

THE

SKIP BERTMAN YEARS

1984-2001



To Skip Bertman, striving for excellence isn't just a catchy motto or slogan; it's how he has approached every task he has undertaken in his life -- from his playing days at the University of Miami, to his highly-successful 11-year stint as head baseball coach at Miami Beach High School, to his eight years as associate head coach at UM, to his remarkable 18-year tenure (1984-2001) as LSU's baseball coach.

Bertman, who also served a seven-year term (2001-08) as LSU's athletics director, led the Tigers to five College World Series titles and a sterling 870-330-3 mark (.724) in 18 seasons, giving him the highest all-time winning percentage among SEC coaches. Bertman also had the fourth-highest winning percentage among active NCAA coaches at the time of his retirement. Bertman, USC legend Rod Dedeaux and Augie Garrido of Texas are the only coaches in NCAA history to win five national championships.

In addition to the five national championships (1991, 1993, 1996, 1997, 2000) Bertman's LSU teams also claimed seven SEC championships, nine 50-win seasons, 11 CWS berths and six SEC Tournament championships.


Bertman's jersey #15 has been retired by LSU -- the first baseball number to receive that designation from the university -- and the street in front of the original Alex Box Stadium was re-named Skip Bertman Drive.

Bertman was inducted into the American Baseball Coaches Association Hall of Fame in January 2003, the College Baseball Hall of Fame in July 2006 and the LSU Athletic Hall of Fame in September 2011.

As much as LSU's dominance can be attributed to Bertman, the players have also had a huge part in that success. During Bertman's tenure at LSU, more than 100 players were drafted into professional baseball, with 41 Tigers reaching the major leagues. Bertman produced 11 first-team All-America performers, and more importantly, nearly 100 percent of those who played for at least four years in the Tiger program earned their LSU degrees.

Bertman came to LSU after a highly successful eight-year stint at Miami, where he was associate head coach and pitching coach under Hall of Fame coach Ron Fraser. The Bertman-Fraser partnership produced 427 wins and five berths in the CWS, including the Hurricanes' first national championship in 1982. Bertman's recruiting also laid much of the groundwork for Miami's second national championship in 1985, which was Bertman's second year at LSU.

Bertman was also an accomplished international coach, serving as pitching coach on the 1988 United States gold-medal squad, then leading the USA as head coach to the bronze medal at the 1996 Olympic Games in Atlanta.



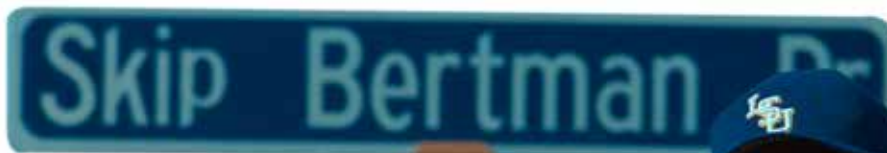
Skip Bertman guided the U.S. to the bronze medal at the 1996 Olympics in Atlanta.

Bertman has authored two books (Coaching Youth League Baseball and Skip: The Man and the System), produced a motivational video (Motivation and Teamwork: Winning the Big One), and has been a featured speaker and clinician at banquets, civic organizations and youth groups around the country.

Bertman's Era of Excellence as LSU's baseball coach ended in June 2001, but his service to the university continued on a more comprehensive level. On January 19, 2001, the LSU Board of Supervisors paved the way for another Bertman era, as the panel unanimously approved LSU Chancellor Mark Emmert's selection of Bertman to be the school's seventh permanent athletics

director since LSU became a charter member of the Southeastern Conference in 1933. Bertman assumed his duties as athletics director on August 6, 2001.

As athletics director, Bertman supervised a highly successful 20-sport program. With a diverse and talented coaching staff as well as some of the best facilities in the nation, Bertman enhanced LSU's status as one of the elite athletics programs in the country.



In the Hall

Skip Bertman was inducted July 4, 2006 into the College Baseball Hall of Fame in Lubbock, Texas. Bertman was one of 10 members of the Hall's first class.



Skip Bertman served as LSU's director of athletics from 2001-08.



Skip Bertman and his wife, Sandy, acknowledge the Alex Box Stadium crowd after Bertman's final regular-season home game in May 2001.



Skip Bertman was inducted on July 4, 2006 into the College Baseball Hall of Fame in Lubbock, Texas.



Two of the three men to win five College World Series titles posed together during the 1998 CWS: LSU's Skip Bertman and former Southern California coach Rod Dedeaux.

LSU Superlatives Under Skip Bertman

Five NCAA College World Series Championships
1991, 1993, 1996, 1997, 2000

11 CWS Appearances
1986, 1987, 1989, 1990, 1991, 1993, 1994, 1996, 1997, 1998, 2000

16 NCAA Tournament Berths
1985, 1986, 1987, 1989, 1990, 1991, 1992, 1993, 1994, 1995, 1996, 1997, 1998, 1999, 2000, 2001

Seven Southeastern Conference Championships
1986, 1990, 1991, 1992, 1993, 1996, 1997

Six SEC Tournament Titles
1986, 1990, 1992, 1993, 1994, 2000

Nine SEC Western Division Championships
1985, 1992, 1993, 1994, 1996, 1997, 1998, 2000, 2001

Nine 50-Win Seasons
1986, 1989, 1990, 1991, 1992, 1993, 1996, 1997, 2000



Skip Bertman throws out the ceremonial first pitch at the first game in the New Alex Box Stadium on February 20, 2009.



Coach Bertman with actor Kevin Costner at the 2000 CWS.



Skip Bertman celebrates his first national title in 1991 (above) and his fifth national title in 2000 (below).



Bertman's Big Leaguers

Skip Bertman coached 41 future Major Leaguers during his LSU tenure, including five MLB All-Stars -- outfielder Albert Belle (Indians, White Sox), pitcher Paul Byrd (Phillies), pitcher Brian Wilson (Giants), outfielder Brad Hawpe (Rockies) and infielder Aaron Hill (Blue Jays). Bertman also coached the No. 1 pick in the 1989 MLB Draft, pitcher Ben McDonald, who was selected by the Orioles.

Nine Bertman-coached LSU players have competed on MLB World Series championship teams -- pitcher Mark Guthrie (Twins), pitcher Eddie Yarnall (Yankees), pitcher Randy Keisler (Yankees), pitcher Russ Springer (Diamondbacks), pitcher Curtis Leskanic (Red Sox), pitcher Brian Wilson (Giants), infielder Mike Fontenot (Giants), pitcher Brian Tallet (Cardinals) and infielder Ryan Theriot (Cardinals, Giants).

Bertman Year-by-Year

SEASON	OVERALL RECORD	SEC RECORD	NATIONAL FINISH
1984	32-23	12-12 (3rd, West)	NR
1985	41-18	17-7 (1st, West)	20th
1986	55-14	22-5 (1st)	5th
1987	49-19	12-10 (5th)	4th
1988	39-21	16-11 (5th)	NR
1990	54-19	20-7 (1st)	3rd
1991	55-18	19-7 (1st)	1st
1992	50-16	18-6 (1st)	6th
1993	53-17-1	18-8-1 (1st)	1st
1994	46-20	21-6 (2nd)	7th
1995	47-18	17-12 (5th)	14th
1996	52-15	20-10 (1st)	1st
1997	57-13	22-7 (1st)	1st
1998	48-19	21-9 (2nd)	3rd
1999	41-24-1	18-11-1 (3rd)	14th
2000	52-17	19-10 (2nd)	1st
2001	44-22-1	18-12 (2nd)	9th
TOTALS	870-330-3 (.724)	328-159-2 (.673)	



Skip Bertman stands in front of his display case in the LSU Baseball Hall of Fame.



Skip Bertman recorded a .690 (29-13) winning percentage in College World Series games.



Warren Morris' ninth-inning homer lifted LSU to the 1996 CWS title.

LSU Appearances in Final National Rankings

YEAR	COLLEGIATE BASEBALL	BASEBALL AMERICA	USA TODAY
1961	22		
1975	19		
1985	24	20	
1986	5	5	
1987	4	4	
1988	NR	NR	
1989	4	7	
1990	4	4	
1991	1	1	
1992	9	6	8
1993	1	1	1
1994	7	10	7
1995	18	15	14
1996	1	1	1
1997	1	1	1
1998	3	4	3
1999	14	16	16
2000	1	1	1
2001	10	9	9
2002	11	11	11
2003	7	5	6
2004	8	7	6
2005	19	18	18
2006	NR	NR	NR
2007	NR	NR	NR
2008	6	6	6
2009	1	1	1
2010	25	NR	25
2011	NR	NR	NR
2012	9	9	11
2013	7	5	6
2014	21	22	16
2015	5	5	5
2016	13	12	12

SEC Teams in the College World Series

TEAM	APP.	WON	LOST	PCT.	1ST	2ND
LSU	17	36	24	.600	6	0
Florida	10	14	21	.400	0	
Miss. State	9	10	18	.357	0	1
South Carolina	6	23	10	.697	2	2
Georgia	6	10	11	.476	1	1
Alabama	5	11	10	.524	0	2
Ole Miss	5	5	10	.333	0	0
Tennessee	4	8	8	.500	0	1
Arkansas	4	4	8	.333	0	0
Auburn	4	3	8	.273	0	0
Vanderbilt	3	11	6	.647	1	
TOTALS	73	135	137	.496	10	10

*PRIOR TO SEC MEMBERSHIP

Missouri	6	18	11	.621	1	3
South Carolina	5	9	10	.474	0	2
Arkansas	4	7	8	.467	0	1
Texas A&M	5	2	10	.167	0	0

*Note: Arkansas, South Carolina, Texas A&M and Missouri totals not counted in SEC totals prior to SEC membership

SEC Teams in the NCAA Tournament

TEAM	APP.	WON	LOST	PCT.
LSU	29	143	58	.711
South Carolina	19	84	39	.683
Georgia	11	48	30	.615
Texas A&M	4	14	9	.609
Vanderbilt	15	51	33	.607
Tennessee	9	31	21	.596
Alabama	24	70	49	.588
Florida	32	98	69	.587
Miss. State	35	97	78	.554
Ole Miss	21	52	46	.531
Arkansas	18	44	39	.530
Auburn	19	42	41	.506
Kentucky	8	14	16	.467
TOTALS	244	790	529	.599

*PRIOR TO SEC MEMBERSHIP

South Carolina	12	48	27	.640
Arkansas	10	25	21	.543
Texas A&M	28	64	64	.500
Missouri	22	43	46	.483

*Note: Arkansas, South Carolina, Texas A&M and Missouri totals not counted in SEC totals prior to SEC membership

College World Series Titles

Southern California	12
LSU	6
Texas	6
Arizona State	5
Miami (Fla.)	4
Cal State Fullerton	4
Arizona	4
Minnesota	3
South Carolina	2
California	2
Michigan	2
Oklahoma	2
Stanford	2
Oregon State	2

NCAA Tournament Winning Percentage

Southern California	.712 (173-70)
LSU	.711 (143-58)
Arizona State	.672 (160-78)
Texas	.668 (233-116)
South Carolina	.667 (132-66)
Stanford	.664 (140-71)
Miami (Fla.)	.659 (191-99)



LSU has made 17 CWS appearances since 1986.

CWS Winning Percentage (min. 20 games)

Southern California	74-26	.740
Minnesota	17-7	.708
Missouri	18-11	.621
Oregon State	13-8	.619
Arizona State	61-38	.616
South Carolina	32-20	.615
LSU	36-24	.600
Virginia	12-8	.600
Wichita State	16-11	.593
Texas	85-59	.590
Arizona	43-30	.589
Stanford	40-29	.580
Cal State Fullerton	34-29	.540
Miami (Fla.)	48-42	.533

CWS Appearances

Texas	35
Miami (Fla.)	25
Arizona State	22
Southern California	21
Florida State	21
Oklahoma State	20
LSU	17
Arizona	17
Cal State Fullerton	17
Stanford	16

Coaches' CWS Winning Percentage (min. 20 games)

Rod Dedeaux, Southern California	.789 (60-16)
Bobby Winkles, Arizona State	.762 (16-5)
Dick Siebert, Minnesota	.708 (17-7)
Ray Tanner, South Carolina	.697 (23-10)
Skip Bertman, LSU	.690 (29-13)
Jerry Kindall, Arizona	.682 (15-7)
Augie Garrido, Cal State Fullerton/Texas	.651 (41-22)
Toby Greene, Oklahoma State	.625 (15-9)
Hi Simmons, Missouri	.621 (18-11)
Jim Brock, Arizona State	.600 (36-24)
Brian O'Connor, Virginia	.600 (12-8)
Cliff Gustafson, Texas	.595 (44-30)
Gene Stephenson, Wichita State	.593 (16-11)
Mark Marquess, Stanford	.590 (36-25)
Ron Fraser, Miami (Fla.)	.553 (26-21)
Bibb Falk, Texas	.541 (20-17)
Jim Morris, Miami (Fla.)	.512 (22-21)

Coaches' CWS Victories

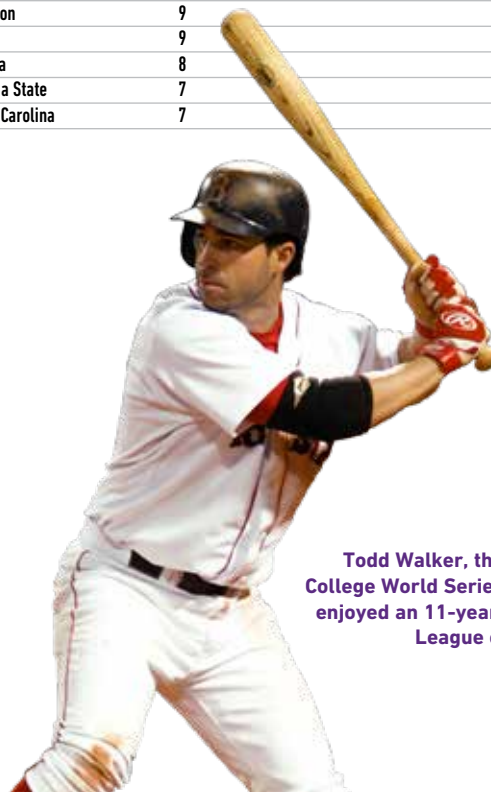
Rod Dedeaux, Southern California	60
Cliff Gustafson, Texas	44
Augie Garrido, Cal State Fullerton/Texas	41
Jim Brock, Arizona State	36
Mark Marquess, Stanford	36
Skip Bertman, LSU	29
Ron Fraser, Miami (Fla.)	26
Ray Tanner, South Carolina	23
Jim Morris, Miami (Fla.)	22
Bibb Falk, Texas	20
Gary Ward, Oklahoma State	19
Mike Martin, Florida State	18
Hi Simmons, Missouri	18
Frank Sancet, Arizona	17
Dick Siebert, Minnesota	17
Bobby Winkles, Arizona State	16
Gene Stephenson, Wichita State	16

Consecutive Regional Appearances

Miami (Fla.)	44 (1973-2016)
Florida State	39 (1978-2016)
Cal State Fullerton	25 (1992-2016)
Rice	22 (1995-2016)
Clemson	21 (1987-2007)
Oklahoma State	19 (1981-1999)
Texas	18 (1979-1996)
LSU	17 (1989-2005)
Oral Roberts	15 (1998-2012)
Northern Colorado	15 (1952-1966)
South Carolina	15 (2000-2014)

NCAA Super Regional Appearances

Florida State	15
Cal State Fullerton	12
LSU	12
South Carolina	12
Miami (Fla.)	12
Rice	10
Stanford	10
Clemson	9
Texas	9
Florida	8
Arizona State	7
North Carolina	7



Todd Walker, the 1993 College World Series MVP, enjoyed an 11-year Major League career.

1991

FINAL RECORD: 55-18

PLAYERS

Dale Adams, C
 Adrian Antonini, C
 Tim Bauer, C
 Harry Berrios, OF
 Tiger Blackwell, OF
 Paul Byrd, RHP
 Matt Chamberlain, RHP
 Keyaan Cook, INF
 Rich Cordani, OF
 Luis Garcia, INF
 Pat Garrity, DH
 Mike Graham, OF
 Rick Greene, RHP
 David Herry, RHP
 Gary Hymel, C
 Tookie Johnson, 2B
 Mark LaRosa, LHP
 Bhrett McCabe, RHP
 Chris Mook, 3B
 Gregg Mook, RHP
 Lyle Mouton, RF
 Jared Mula, OF
 Jeff Naquin, RHP
 Mike Neal, INF
 Chad Ogea, RHP
 Ronnie Rantz, LHP
 Armando Rios, CF
 Henri Saunders, RHP
 Andy Sheets, SS
 Mike Sirotko, LHP
 Johnny Tellechea, 1B

COACHES

Skip Bertman - Head Coach
 Smoke Laval - Asst. Coach
 Beetle Bailey - Asst. Coach
 Dan Canevari - Asst. Coach
 Gregg Patterson - Student Asst. Coach

MANAGERS

Russ Rome
 Mike Biandolillo

TRAINERS

Andy Sonnier
 Scott Newman



LSU completed a magnificent 1991 season with a 55-18 record as the Tigers captured their first baseball national title and the 19th overall national championship for the school.

Head coach Skip Bertman directed the Tigers to the 1991 NCAA title after having led his team to the College World Series in five of the past six seasons. Bertman was recognized as the National Coach of the Year by Collegiate Baseball magazine shortly after LSU's World Series victory.

The Tigers became the first team since Miami (Fla.) in 1982 to win the national title without a loss in the NCAA Tournament; LSU won eight consecutive games in the tournament, including four in the South Regional and four in the College World Series.

As a team, the Tigers set a College World Series record by averaging 12 runs

per game, breaking the previous mark of 11 per contest established by Notre Dame in 1957.


LSU also set a new Series mark with a team fielding percentage of .993. The Tigers committed only one error in 148 chances.

LSU equaled the College World Series mark for most home runs with nine, tying the record set by Arizona State in 1981. Catcher Gary Hymel blasted four homers, rightfielder Lyle Mouton belted three, designated hitter Pat Garrity contributed one and centerfielder Armando Rios launched a two-run shot in the championship game win over Wichita State.

The Tigers outscored their four Series opponents, 48-15, while recording a team batting average of .329, including five doubles, four triples and nine home runs.



The June 9, 1991, headline of the Baton Rouge Sunday Advocate heralds LSU's CWS title.



All-American Chad Ogea pitched the Tigers to victory in the CWS final against Wichita State.

Hymel was named the Most Outstanding Player of the Series, as he batted .500 with four homers and 10 RBI. Hymel finished the season with a .310 batting average and a school-record 25 home runs to go along with 79 RBI. Hymel, Mouton, pitcher Chad Ogea and first baseman Johnny Tellechea were named to the College World Series All-Tournament team.

Mouton batted .429 in the Series with three homers and 10 RBI; Ogea earned wins over Florida and Wichita State, compiling a 1.74 ERA in 10 1/3 innings; Tellechea hit .438 with two doubles, one RBI and five runs.

LSU culminated its championship year on July 9, 1991, with a trip to the White House. President George Bush recognized the Tigers in a special Rose Garden ceremony which also honored major league legends Joe DiMaggio and Ted Williams. LSU became only the third collegiate baseball team to receive an invitation to the White House.

1991 COLLEGE WORLD SERIES FACTS

CWS RECORDS SET BY LSU

Team Series

Most Runs Per Game - 12 (48 runs in four games)
 Highest Slugging Percentage - .603 (88 total bases/146 at-bats)
 Highest Fielding Percentage - .993 (one error in 148 chances)

Team Single Game

Most Players Used (Both Teams) - 38, LSU vs. Florida (June 5)

Team Championship Game

Most Hit Batsmen - 3, LSU vs. Wichita State (June 8)

Championship Game Attendance

16,612 - LSU vs. Wichita State (June 8)

Individual Series

Highest Slugging Percentage - 1.357 (19 total bases/14 at-bats), Gary Hymel

CWS RECORDS TIED BY LSU

Team Series

Most Home Runs - 9 (four games)

Team Championship Game

Most Sacrifice Flies - 1, LSU vs. Wichita State (June 8)
 Most Sacrifice Flies (Both Teams) - 2, LSU (1) vs. Wichita St. (1)

Most Hit Batters (Both Teams) - 3, LSU (0) vs. Wichita State (3)

Individual Series

Most Home Runs - 4, Gary Hymel (four games)
 Most Hit by Pitch - 3, Gary Hymel (four games)

Individual Championship Game

Most Sacrifice Flies - 1, Rich Cordani, LSU vs. Wichita State

Individual Career

Most Home Runs - 4, Gary Hymel (1990-91)
 4, Lyle Mouton (1990-91)

1991 COLLEGE WORLD SERIES ALL-TOURNAMENT TEAM

Catcher Gary Hymel, LSU
 First Base Johnny Tellechea, LSU
 Second Base Mike McCafferty, Creighton
 Third Base..... Jason Giambi, Long Beach State
 Shortstop..... Kevin Polcovich, Florida
 Outfield..... Lyle Mouton, LSU
 Outfield..... Jim Audley, Wichita State
 Outfield..... Steve Hinton, Creighton
 Designated Hitter Mario Linares, Florida
 Pitcher Kenzie Steenstra, Wichita State
 Pitcher Chad Ogea, LSU

MOST OUTSTANDING PLAYER

Gary Hymel, LSU

(Right) Pitcher Paul Byrd holds the championship trophy during the celebration at Alex Box Stadium.



(Below) President George Bush saluted the Tigers in a Rose Garden ceremony which also honored baseball legends Joe DiMaggio and Ted Williams. The Tigers gave the President an LSU jersey embroidered with the No. 2, Bush's jersey number as a college baseball player at Yale.



Assistant Coach Smoke Laval meets with President Bush.



LSU outscored its four CWS opponents, 48-15.

LSU 8, Florida 1 - May 31, 1991

ROSENBLATT STADIUM - OMAHA, NEB.

FLORIDA	AB	R	H	RBI	LSU	AB	R	H	RBI
Majeski, lf	5	0	2	0	Johnson, 2b	3	2	1	0
Polcovich, ss	2	0	1	0	Rios, cf	5	1	1	0
Killen, 1b	4	0	0	0	Mouton, rf	4	3	3	5
Perry, 3b	4	1	0	0	Cordani, lf	4	0	1	1
Purvis, rf	4	0	1	0	Hymel, c	2	0	1	1
Linares, c	3	0	0	0	Garrity, dh	3	1	1	1
Duva, cf	3	0	0	0	Tellechea, 1b	3	0	2	0
Bell, ph	1	0	1	0	C. Moock, 3b	4	0	1	0
Camposano, dh	4	0	0	0	Sheets, ss	3	1	0	0
Rich, 2b	4	0	1	0	Johnson, 2b	2	0	1	0
TOTALS	34	1	8	0	TOTALS	31	8	11	8
Florida	0	0	0	1	0	0	0	0	0
LSU	1	0	0	2	1	0	4	0	x - 8

E-Rich. DP-Florida 4, LSU 1. LOB-Florida 9, LSU 6. 2B-Perry (2) 17. 3B-Majeski (3). HR-Mouton 2 (12), Garrity (2). SB-Majeski (2). SF-Hymel.

FLORIDA	IP	H	R	ER	BB	SO
Burke (L, 8-5)	4.0	6	3	3	1	3
Scott	2.0*	3	4	4	2	1
Pricher	1.0	2	1	1	1	0
Bonnano	1.0	0	0	0	0	0
LSU	IP	H	R	ER	BB	SO
Byrd	4.2	4	1	1	3	2
Ogea (W, 13-5)	2.1	1	0	0	0	4
LaRosa	1.0	2	0	0	0	2
Greene	1.0	1	0	0	0	1

* Scott faced three batters in seventh.

HBP-Johnson by Scott, Hymel by Pricher. WP-Burke. PB-Linares. U-Yeast, Patch, Lopina, Hagler. T-2:59. A-12,403.

LSU 15, Fresno State 3 - June 2, 1991

ROSENBLATT STADIUM - OMAHA, NEB.

LSU	AB	R	H	RBI	FRESNO STATE	AB	R	H	RBI
Johnson, 2b	3	0	0	1	Noel, cf	5	0	1	0
Neal, 2b	1	0	0	1	Romero, 2b	4	0	0	0
Rios, cf	5	0	0	0	Wood, ss	4	0	3	0
Mula, ph-cf	0	0	0	0	Td Johnson, c	4	0	1	0
Mouton, rf	3	1	1	1	Togher, 1b	4	0	0	0
Berrios, ph-rf	2	0	0	0	Judice, rf	2	1	0	0
Cordani, lf	5	1	2	0	Champlin, dh	2	0	0	0
Hymel, c	4	2	2	3	Bonifazio, ph	1	0	0	0
Antonini, ph-c	2	0	0	0	E. Greene, ph	0	1	0	0
Garrity, dh	3	3	1	0	Falco, 3b	4	1	2	2
Cook, ph	1	1	1	0	Spearman, lf	3	0	0	0
Tellechea, 1b	5	3	3	1	Brown, ph	1	0	0	1
C. Moock, 3b	3	1	3	3					
Garcia, 3b	0	1	0	0					
Sheets, ss	4	2	2	4					
TOTALS	41	15	15	14	TOTALS	34	3	7	3
LSU	0	3	0	4	1	3	0	0	4 - 15
Fresno State	0	2	0	0	0	0	0	0	1 - 3

E-Tk Johnson, Spearman, Td Johnson, Judice, Togher, Patterson. DP-LSU 1, FSU 1. LOB-LSU 8, FSU 7. 2B-Tellechea 2 (23), C. Moock (7), Wood (17). 3B-C. Moock (3), Cook (1), Sheets (4). HR-Hymel 2 (23), Falco (11). CS-Mouton. SH-Sheets. SF-Tk Johnson.

LSU	IP	H	R	ER	BB	SO
Sirotko (W, 11-0)	6.0	5	2	2	2	2
LaRosa	2.0	1	0	0	0	0
R. Greene	1.0	1	1	1	1	1
FRESNO STATE	IP	H	R	ER	BB	SO
Saitz (L, 8-6)	3.1	6	7	5	2	2
Salazar	2.1	5	4	4	2	1
Greenlee	0.1*	1	0	0	1	0
Minor	2.0*	3	4	3	1	0
Patterson	1.0	0	0	0	1	2

* Greentee pitcher to two batters in seventh.

Minor pitched to four batters in ninth. WP-Saitz, R. Greene. U-Rosenberry, Yeast, Pedersen, Lopina. T-2:55. A-16,329.

LSU 19, Florida 8 - June 5, 1991

ROSENBLATT STADIUM - OMAHA, NEB.

LSU	AB	R	H	RBI	FLORIDA	AB	H	R	RBI
Johnson, 2b	5	4	3	2	Majeski, lf	5	0	1	0
Rios, cf	3	3	0	1	Polcovich, ss	4	2	3	0
Mula, ph-cf	1	0	0	0	MacDonald, ss	0	0	0	0
Mouton, rf	3	2	2	4	Killen, 1b	4	2	2	1
Berrios, ph-rf	1	1	0	0	Knighit, 1b	0	0	0	0
Cordani, lf	3	1	0	1	Perry, 3b	4	1	3	1
Hymel, c	5	3	3	6	Russo, 3b	1	0	0	0
Garrity, dh	4	1	0	0	Purvis, rf	5	1	1	0
Cook, ph	1	0	0	0	Linares, c	4	2	3	6
Tellechea, 1b	5	2	2	0	Valdes, 2b	1	0	0	0
C. Moock, 3b	5	2	2	2	Duva, cf	4	0	0	0
Garcia, ph-3b	1	0	1	0	Camposano, dh	4	0	0	0
Sheets, ss	5	0	0	0	Rich, 2b	3	0	0	0
Neal, ph-ss	1	0	1	0	Bell, c	1	0	0	0
TOTALS	43	19	14	16	TOTALS	40	8	13	8
LSU	3	0	0	5	5	3	0	0	3 - 19
Florida	2	0	0	0	2	0	3	1	0 - 8

E-Polcovich, Purvis, Valdes. LOB-LSU 10, Florida 8. 2B-C. Moock (8), Killen (15). HR-Hymel 2 (25), Linares 2 (14), Mouton (13). SB-Rios (4), Polcovich (20), Perry (9). SF-Cordani.

LSU	IP	H	R	ER	BB	SO
Byrd (W, 8-3)	5.0	9	4	4	2	5
Ogea	1.0	0	0	0	0	0
LaRosa	1.0	3	3	3	0	1
Herry	1.0	1	1	1	1	2
Greene	1.0	0	0	0	0	2
FLORIDA	IP	H	R	ER	BB	SO
Corbitt (L, 2-1)	3.1	6	8	8	4	1
Bonanno	0.2*	1	2	2	1	0
Pricher	4.0	4	6	3	3	3
Brennan	0.0*	1	3	2	1	0
McClellan	1.0	2	0	0	1	2

* Bonanno pitched to two batters in fifth. Brennan pitched to three batters in ninth.

HBP-Mouton and Hymel by Bonanno. WP-Herry, McClellan. PB-Hymel. U-Patch, Lopina, Rosenberry, Yeast. T-3:35. A-13,613.

LSU 6, Wichita State 3 - June 8, 1991

ROSENBLATT STADIUM - OMAHA, NEB.

LSU	AB	R	H	RBI	WICHITA STATE	AB	R	H	RBI
Johnson, 2b	4	1	1	0	Hall, 2b	3	1	2	0
Rios, cf	3	3	2	2	Wimmer, ss	4	0	1	0
Mouton, rf	4	2	0	0	Audley, cf	3	1	0	1
Cordani, lf	4	0	1	3	Mirabelli, c	3	0	0	0
Hymel, c	3	0	1	0	T. Dreifort, rf	3	0	1	1
Garrity, dh	4	0	2	1	Jones, 3b	3	0	0	0
Tellechea, 1b	3	0	0	0	McClgghn, dh	1	0	0	0
C. Moock, 3b	3	0	0	0	D. Dreifort, dh	3	0	0	0
Sheets, ss	3	0	1	0	White, 1b	4	0	0	0
					Tilma, lf	3	1	1	1
TOTALS	31	6	8	6	TOTALS	30	3	5	3
LSU	2	2	0	2	0	0	0	0	0 - 6
Wichita State	1	0	0	1	0	0	0	1	0 - 3

E-Green. DP-LSU 1, WSU 3. LOB-LSU 7, WSU 5. 2B-Rios (11). 3B-Cordani (3). HR-Rios (4), Tilma (6). SB-Hall 3 (59), Wimmer (54). SF-Cordani, T. Dreifort.

LSU	IP	H	R	ER	BB	SO
Ogea (W, 14-5)	7.0*	4	3	2	4	3
Greene (S, 14)	2.0	1	0	0	0	2
WICHITA STATE	IP	H	R	ER	BB	SO
Green (L, 11-2)	3.0*	5	4	4	3	3
D. Dreifort	4.1	3	2	2	2	1
Bluma	1.2	0	0	0	0	2

* Ogea pitched to two batters in eighth. Green pitched to one batter in fourth.

HBP-Hymel by Green. Rios and C. Moock by D. Dreifort. PB-Hymel. U-Hagler, Patch, Rosenberry, Pedersen, Lopina, Yeast. T-2:54. A-16,612.

1993

FINAL RECORD: 53-17-1

PLAYERS

Kevin Ainsworth, OF
 Adrian Antonini, C
 Wade Bagley, C
 Scott Berardi, C
 Harry Berrios, OF
 Dustin Brandon, INF
 Matt Chamberlain, RHP
 Chad Cooley, OF
 Brian Daugherty, INF
 Jim Greely, OF
 Ryan Huffman, OF
 Will Hunt, LHP
 Kenny Jackson, 1B
 Russ Johnson, SS
 Tim Lanier, C
 Brett Laxton, RHP
 Antonio Leonardi-Cattolica, RHP
 Matt Malejko, RHP
 Bhrett McCabe, RHP
 Gregg Mook, RHP
 Warren Morris, INF
 Jeff Naquin, RHP
 Mike Neal, OF
 Ronnie Rantz, LHP
 Armando Rios, OF
 Trey Rutledge, RHP
 Henri Saunders, RHP
 Scott Schultz, RHP
 Tom Schwier, INF
 Mike Sirotko, LHP
 Mark Stocco, OF
 Sean Teague, RHP
 Todd Walker, 2B
 Kevin Ward, C
 Jason Williams, 3B
 Brad Wilson, INF
 Brian Winders, RHP

COACHES

Skip Bertman - Head Coach
 Smoke Laval - Asst. Coach
 Mike Bianco - Asst. Coach
 Beetle Bailey - Admin. Assistant
 Rick Smith - Volunteer Asst.
 Coach

MANAGERS

Dirck Decoteau
 Jason Decoteau

TRAINERS

Jim Mensch
 Stacy LeCompte



A century of baseball excellence was culminated in June, 1993, as LSU captured its second NCAA title in three years with an 8-0 victory over Wichita State in the College World Series final. In the 100th anniversary season of the Fighting Tiger program, head coach Skip Bertman and his players reinforced LSU's status as the nation's premier baseball power.

The Tigers began the 1993 campaign as the nation's No. 1 team in all three of the college baseball polls. The Tigers' pre-conference schedule featured a 12-game winning streak which extended through the month of March as LSU prepared to defend its SEC title. The Tigers' drive to win their fourth straight league crown was spearheaded by Todd Walker, who established a SEC single-season record with a 33-game hitting streak. The regular-season also featured a "Turn Back the Clock" game against Tulane in Alex Box Stadium, as players from both teams wore old-fashioned uniforms and used wooden bats. The Tigers defeated the Green Wave 6-3 in a game which commemorated LSU's 100-year baseball history.

LSU went on to become the first team in league annals to win four straight SEC championships and, after a 9-4 win over South Alabama in the NCAA South Regional final at Alex Box Stadium, the Tigers advanced to the College World Series for the sixth time in eight seasons.

The Tigers returned to Omaha's Rosenblatt Stadium for another National Championship crusade. The fifth-seeded Tigers disposed of fourth-seeded Long Beach State to open the Series as left fielder Jim Greely launched two home runs and collected a personal-best five RBI. Left-hander Mike Sirotko handcuffed the 49ers with a three-hit, nine strikeout performance.

LSU posted a furious rally against top-seeded Texas A&M in the next round, overcoming a 7-2 deficit and grabbing a 9-8 lead on an eighth inning single by Armando Rios. Then, with the bases loaded, Todd Walker provided one of the series' most scintillating moments, unloading his third grand slam of the season to cap the 13-8 triumph.



The June 13, 1993, headline of the Baton Rouge Advocate heralds LSU's second CWS title.



Team captain Mike Neal proclaims LSU No. 1 after the Tigers' 8-0 victory over Wichita St.



(Left) The 1993 National Champions were honored with a celebration in Tiger Stadium the morning after the CWS triumph.

(Below) Todd Walker (left), Brett Laxton (center) and Skip Bertman met with CBS reporter Lesley Visser after the CWS title game.



Mike Sirotka recorded two complete-game victories in the 1993 CWS.

The momentum generated by the win over the Aggies was vanquished three days later as Long Beach State rallied for an improbable 10-8 victory, striking for four runs in their final at-bat.

Now LSU faced a third meeting with Long Beach, with the winner advancing to the World Series championship game. The Tigers, on the strength of a two-run double by Rios, tied the game 5-5 in the bottom of the ninth before Walker delivered the game-winning single for a thrilling 6-5 victory. LSU was one victory away from fulfilling a season-long dream.

LSU faced Wichita State in the national championship game for the second time in three years, and unlike the first meeting in 1991, this game offered little suspense. Todd Walker's two-run homer in the first inning began LSU's surge to another World Series title. LSU added three runs in the second inning as Armando Rios sandwiched a sacrifice fly between RBI singles by



The Tigers won their second NCAA title in the 100th anniversary season of LSU Baseball.

Walker and by Jason Williams.

While the Tigers bolted to the big lead, freshman right-hander Brett Laxton was in the process of making College World Series history. Relying primarily on an exploding fastball with an occasional paralyzing slider, Laxton set a CWS championship game record with 16 staggering strikeouts. Laxton limited Wichita State to a mere three hits while retiring 16 of the final 20 Shocker batters, including Wichita State's last hope, outfielder Carl Hall, who flied weakly to Harry Berrios in right field to conclude the Tigers' 8-0 triumph. For the second time in three years, an unquenchable desire for victory was LSU's most prominent characteristic as it catapulted the Tigers to college baseball's summit.

Todd Walker was named the Most Outstanding Player of the Series and was joined on the All-Tournament team by Mike Sirotka, Brett Laxton, Adrian Antonini, Jim Greely and Armando Rios. Walker, the 1993 SEC Player of the Year, recorded a conference-record 102 RBI on the season and surpassed Albert Belle as LSU's all-time RBI leader with 175.

Mike Sirotka ended a fantastic four-year career as LSU's career leader in innings pitched with 372. He tied Ben McDonald's school record with 10 complete games, including eight in his final nine starts. Laxton's dazzling performance in the national title game capped a phenomenal season as the National Freshman of the Year was 12-1 with an SEC-best 1.98 ERA.

The 1993 team was expertly guided by Skip Bertman, who for the third time in his 10-year career was named National Coach of the Year. The Tigers completed the year with a 53-17-1 record, marking LSU's fifth-straight 50-win season, a feat unmatched by any other school.

1993 COLLEGE WORLD SERIES FACTS

CWS RECORDS SET BY LSU

Individual Championship Game

Most Strikeouts - 16, Brett Laxton, LSU vs. Wichita State
Most Sacrifice Flies - 2, Armando Rios, LSU vs. Wichita State

CWS RECORDS TIED BY LSU

Team Championship Game

Most Sacrifice Flies - 2, LSU vs. Wichita State
Most Strikeouts (Both Teams) - 22, LSU vs. Wichita State

INDIVIDUAL CHAMPIONSHIP GAME

Fewest Hits Allowed- 3, Brett Laxton, LSU vs. Wichita State
Most Putouts - 16, Adrian Antonini, LSU vs. Wichita State

1993 COLLEGE WORLD SERIES ALL-TOURNAMENT TEAM

Catcher Adrian Antonini, LSU
First Base Hunter Triplett, Oklahoma State
Second Base Todd Walker, LSU
Third Base Casey Blake, Wichita State
Shortstop Jason Adams, Wichita State
Outfield Jim Greely, LSU
Outfield Jason Heath, Oklahoma State
Outfield Armando Rios, LSU
Designated Hitter Jeff Liefer, Long Beach State
Pitcher Brett Laxton, LSU
Pitcher Mike Sirotka, LSU

MOST OUTSTANDING PLAYER

Todd Walker, LSU

LSU 7, Long Beach State 1 - June 4, 1993

ROSENBLATT STADIUM - OMAHA, NEB.

LSU	AB	R	H	RBI	LONG BEACH ST.	AB	R	H	RBI		
Williams, 3b	3	0	1	0	Cradle, cf	4	0	1	0		
Rios, cf	4	1	0	0	Martins, 2b	3	0	1	0		
Johnson, ss	5	1	3	2	Swanson, 1b	3	0	0	0		
Walker, 2b	4	0	0	0	Davis, ph	1	0	0	0		
Berrios, rf	4	0	1	0	Curtis, rf	3	0	0	0		
Neal, dh	4	1	1	0	Smith, dh	3	0	0	0		
Antonini, c	2	1	0	0	Rodriguez, ss	3	0	0	0		
Huffman, pr	0	1	0	0	Davison, lf	3	0	0	0		
Berardi, c	0	0	0	0	Whatley, c	3	1	1	0		
Greely, lf	4	2	2	5	Falsken, 3b	3	0	0	0		
Jackson, 1b	4	0	0	0							
TOTALS	34	7	8	7	TOTALS	29	1	3	0		
LSU	0	0	0	0	0	0	3	2	2 - 7	8	1
Long Beach St.	0	0	0	0	0	1	0	0	0 - 1	3	1

E-Falsken, Sirotko. DP-LSU 1, LBS 2. LOB-LSU 6, LBS 2. 2B-Cradle (13), Whatley (8), Neal (19). HR-Greely 2 (5), Johnson (8). SB-Williams (12). CS-Martins.

LSU	IP	H	R	ER	BB	SO
Sirotko (W, 11-5)	9.0	3	1	0	0	9
LONG BEACH STATE	IP	H	R	ER	BB	SO
Choi (L, 16-2)	7.1	5	5	5	4	3
Gonzalez	0.2	1	0	0	0	0
Goldstein	0.1	1	2	2	2	1
Wise	0.2	1	0	0	0	0

WP-Choi, Gonzalez. U-Jenkins, Thompson, Garman, L'Heureux. T-2:40. A-16,963.

LSU 13, Texas A&M 8 - June 6, 1993

ROSENBLATT STADIUM - OMAHA, NEB.

TEXAS A&M	AB	R	H	RBI	LSU	AB	R	H	RBI		
Hartan, lf	4	2	2	1	Williams, 3b	5	2	0	0		
Harris, ss	5	1	1	1	Rios, cf	4	3	2	2		
Thomas, cf	5	1	2	1	Johnson, ss	3	2	1	0		
Curt, 1b	5	2	1	0	Walker, 2b	4	3	1	6		
Lewis, c	5	1	1	1	Berrios, rf	5	0	1	2		
Trimble, dh	1	1	1	0	Neal, dh	3	1	1	1		
Minor, ph-dh	3	1	1	1	Greely, lf	3	0	2	0		
Gonzalez, 2b	4	0	1	0	Cooley, pr-lf	0	0	0	0		
Fedora, 3b	3	1	3	3	Antonini, c	3	1	1	0		
Claybrook, rf	2	0	0	0	Jackson, 1b	4	1	1	1		
Smith, ph-rf	2	0	0	0							
TOTALS	39	8	13	8	TOTALS	34	13	10	12		
Texas A&M	0	0	0	2	5	1	0	0	0 - 8	13	5
LSU	0	0	0	2	4	0	1	6	x - 13	10	2

E-Harris 2, Curt, Lewis, Greely, Moore, Walker. DP-A&M 2. LOB-A&M 14, LSU 4. 2B-Trimble (10), Harris (9), Jackson (17). HR-Walker (20). SB-Thomas (21). SF-Neal, Fedora.

TEXAS A&M	IP	H	R	ER	BB	SO
Moore	6.2	5	7	3	5	6
Clemons (L, 6-2)	1.1	5	6	6	1	0
LSU	IP	H	R	ER	BB	SO
Laxton	4+	7	4	4	3	4
Hunt	1.0	2	3	3	3	0
Malejko	1+	2	1	0	0	1
Schultz (W, 7-3)	2+	2	0	0	1	4
Rutledge	1.0	0	0	0	0	0

Laxton pitched to two batters in fifth. Malejko pitched to one batter in seventh. Schultz pitched to one batter in ninth.

HBP-Curt by Hunt, Hartan by Malejko. WP-Moore 2, Laxton, Schultz. U-Graham, Jenkins, January, Garman. T-3:43. A-18,316.

Long Beach State 10, LSU 8 - June 9, 1993

ROSENBLATT STADIUM - OMAHA, NEB.

LSU	AB	R	H	RBI	LONG BEACH ST.	AB	R	H	RBI		
Williams, 3b	4	0	0	0	Cradle, cf	5	0	1	0		
Rios, cf	4	1	2	1	Martins, 2b	3	2	0	0		
Johnson, ss	4	1	1	0	Swanson, lf	3	2	2	1		
Walker, 2b	3	1	0	0	Davis, ph-lf	1	1	1	2		
Berrios, rf	5	1	1	0	Curtis, rf	4	2	2	2		
Neal, dh	4	2	1	0	Liefer, dh	4	2	3	3		
Greely, lf	4	1	3	2	Rodriguez, ss	5	0	1	1		
Antonini, c	3	0	1	1	Smith, 1b	3	1	2	1		
Jackson, 1b	4	1	1	0	Whatley, c	3	0	1	0		
					Falsken, 3b	2	0	1	1		
TOTALS	35	8	10	4	TOTALS	33	10	14	10		
LSU	0	2	0	0	0	6	0	0	0 - 8	10	1
Long Beach St.	1	1	0	0	3	0	1	4	x - 10	14	2

E-Johnson, Martins 2. DP-LSU 2, LBS 1. LOB-LSU 8, LBS 9. 2B-Berrios (22), Greely (9), Smith (8).

3B-Greely (1). HR-Liefer (12), Davis (5), Curtis (12). SB-Rios 2 (20), Liefer (8). CS-Rios, Smith 2, Antonini. SH-Whatley. SF-Smith.

LSU	IP	H	R	ER	BB	SO
Chamberlain	4.1	6	5	4	4	2
Hunt	2.2+	4	2	2	2	1
Sirotko (L, 11-6)	1.0	4	3	3	0	0
LONG BEACH STATE	IP	H	R	ER	BB	SO
Fontes	2.0	2	2	2	2	1
Goldstein	3.2	7	5	3	4	5
Gonzalez (W, 4-2)	3.1	1	1	0	2	4

Hunt pitched to one batter in eighth.

HBP-Falsken by Chamberlain, Liefer by Hunt. WP-Goldstein. U-Graham, January, Jenkins, Garman. T-3:28. A-13,727.

LSU 6, Long Beach State 5 - June 11, 1993

ROSENBLATT STADIUM - OMAHA, NEB.

LONG BEACH ST.	AB	R	H	RBI	LSU	AB	R	H	RBI		
Cradle, cf	2	1	0	0	Williams, 3b	4	2	2	0		
Martins, 2b	4	1	1	0	Rios, cf	5	2	3	3		
Davis, lf	5	1	1	2	Johnson, ss	3	0	1	0		
Curtis, rf	4	0	1	0	Walker, 2b	5	1	4	3		
Smith, 1b	4	0	2	0	Berrios, rf	4	0	1	0		
Richardson, ph	1	1	0	0	Neal, dh	4	0	2	0		
Swanson, 1b	0	0	0	0	Greely, lf	4	0	0	0		
Liefer, dh	4	1	2	0	Antonini, c	4	0	1	0		
Whatley, c	3	0	1	0	Huffman, pr	0	1	0	0		
Rodriguez, ss	3	0	0	0	Jackson, 1b	3	0	0	0		
Falsken, 3b	5	0	1	1	Stocco, ph	1	0	0	0		
TOTALS	35	5	9	3	TOTALS	37	6	14	6		
Long Beach St.	2	0	1	0	0	0	0	2	- 5	9	1
LSU	0	1	0	0	0	1	1	0	3 - 6	14	5

One out when winning run scored.

E-Rios, Johnson, Sirotko, Whatley, Williams 2. DP-LBS 2. LOB-LBS 13, LSU 9. 2B-Smith 2 (10), Rios 2 (13). HR-Davis (6), Walker (21). SB-Curtis (5). CS-Cradle. SH-Whatley 2, Rodriguez 2.

LONG BEACH STATE	IP	H	R	ER	BB	SO
Fontana	6.2	10	3	3	1	3
Gonzalez (L, 4-3)	1.2	4	3	3	2	1
LSU	IP	H	R	ER	BB	SO
Sirotko (W, 12-6)	9.0	9	5	2	6	8

WP-Gonzalez. U-January, L'Heureux, Graham, Thompson. T-3:12. A-12,388.

LSU 8, Wichita State 0 - June 12, 1993

ROSENBLATT STADIUM - OMAHA, NEB.

WICHITA STATE	AB	R	H	RBI	LSU	AB	R	H	RBI		
Hall, rf	5	0	0	0	Williams, 3b	3	1	1	1		
Adams, ss	4	0	1	0	Rios, cf	3	0	1	4		
Taylor, cf	2	0	0	0	Johnson, ss	3	1	1	0		
Smith, 1b	4	0	0	0	Walker, 2b	4	1	2	3		
Dreifort, dh-p	3	0	1	0	Berrios, rf	4	0	2	0		
J. Jackson, 2b	4	0	0	0	Neal, dh	4	1	1	0		
Blake, 3b	3	0	0	0	Greely, lf	2	2	1	0		
Tilma, lf	3	0	1	0	Huffman, lf	0	0	0	0		
McCollough, c	2	0	0	0	Antonini, c	2	1	0	0		
Lewallen, ph	1	0	0	0	K. Jackson, 1b	3	1	1	0		
Wheeler, c	0	0	0	0							
Mills, ph	1	0	0	0							
TOTALS	32	0	3	0	TOTALS	28	8	10	8		
Wichita St.	0	0	0	0	0	0	0	0	0 - 0	3	0
LSU	2	3	2	0	0	0	0	1	x - 8	10	2

E-Greely, K. Jackson. DP-WSU 2. LOB-WSU 10, LSU 7. 2B-K. Jackson (18). HR-Walker (22). SB-Greely (3), Johnson (19). SH-K. Jackson, Williams. SF-Rios 2.

WICHITA STATE	IP	H	R	ER	BB	SO
Wyckoff (L, 5-3)	1.1	3	5	5	3	0
Dreifort	1.2	4	2	2	2	2
Baird	5.0	3	1	1	1	4
LSU	IP	H	R	ER	BB	SO
Laxton (W, 12-1)	9.0	3	0	0	5	16

HBP-Antonini by Dreifort. U-Garman, January, Graham, Jenkins, Thompson, L'Heureux. T-2:52. A-20,268.

1996

FINAL RECORD: 52-15

PLAYERS

- Jason Albritton, RHP
- T.J. Arnett, RHP
- Tom Bernhardt, OF
- Eric Berthelot, LHP
- John Blancher, INF
- Justin Bowles, RF
- Matt Colvin, LHP
- Patrick Coogan, RHP
- Chad Cooley, LF
- Casey Cuntz, INF
- Brian Daugherty, RHP
- Chris Demouy, LHP
- Nathan Dunn, 3B
- Jake Esteves, RHP
- Eddy Furniss, 1B
- Dan Guillory, RHP
- Jeff Harris, RHP
- James Hemphill, OF
- Conan Horton, C
- Sonny Knoll, RHP
- Mike Koerner, CF
- Tim Lanier, C
- Brett Laxton, RHP
- Antonio Leonardi-Cattolica, RHP
- Trey McClure, INF
- Jeramie Moore, 1B
- Warren Morris, 2B
- Joey Painich, RHP
- Keith Polozola, INF
- Kevin Shipp, RHP
- Jeremy Tyson, RHP
- Kevin Ward, C
- Jason Williams, SS
- Brad Wilson, DH
- Jeremy Witten, OF
- Eddie Yarnall, LHP

COACHES

- Skip Bertman - Head Coach
- Jim Schwanke - Assistant Coach
- Mike Bianco - Assistant Coach
- Dan Canevari - Admin. Assistant
- Daniel Tomlin - Volunteer Assistant Coach

MANAGERS

- Mike Boniol
- Jimmy Goins
- Wes Penn

TRAINERS

- Jim Mensch
- Lara McNeely



Second baseman Warren Morris launched a two-out, two-run homer in the bottom of the ninth inning to lift LSU to a pulsating 9-8 victory over Miami (Fla.) in the 1996 College World Series final. The blast marked the first time in the 50-year history of the CWS that a team had won the national championship with a homer in the bottom of the ninth.

As the ball cleared the right-field fence and landed in the third row of the bleachers, Morris raised his arms into the air triumphantly as he rounded first base. Upon reaching home plate, he was mobbed by his jubilant teammates and cheered by 23,905 fans who had just witnessed the greatest finish in CWS annals.

The LSU Tigers, for the third time in six seasons, were the champions of collegiate baseball.

Fittingly, it was the only home run of the season for Morris, as the Alexandria, La., native had missed 39 games due to a broken hamate bone in his right hand. He returned to the LSU lineup for the NCAA South II Regional,

and he led the Tigers to eight straight victories, with the final win giving his team the national title.


LSU became just the seventh school to win three or more CWS titles in the 50-year history of the event, and Skip Bertman became only the sixth coach to win three or more baseball national championships. LSU also became only the third school to win three national titles in one decade (1991, 1993, 1996).

The CWS championship capped a long list of achievements for the 1996 Tigers, including establishing an SEC record with 131 home runs on the season. The Tigers posted a 52-15 record, marking LSU's sixth 50-win season in eight years and the seventh in school history. LSU recorded a 20-10 SEC mark, sharing the conference title with Florida and Alabama.

Shortstop Jason Williams became the SEC career leader in runs scored (270), and he became LSU's all-time hits leader with 327. First baseman Eddy Furniss, a first-team all-America selection, set the SEC single-season mark for RBI (103) and the LSU single-season



The June 9, 1996, headline of the Baton Rouge Sunday Advocate heralds LSU's CWS title.



All-American Eddie Yarnall earned CWS victories over Wichita State and Florida.



(Left) Seniors Chad Cooley (left) and Tim Lanier display the gold jersey LSU wore during its national title drive. The jerseys were later auctioned by the Tiger Athletic Foundation, raising \$38,000 for LSU Baseball.



Warren Morris presents his CWS home run bat to LSU athletic director Joe Dean as head coach Skip Bertman looks on. The presentation was made in Alex Box Stadium prior to Team USA's summer tour game versus Australia on June 20, 1996.



Justin Bowles was named to the CWS All-Tournament team.

home run record (26). Pitcher Eddie Yarnall was also a first-team all-America choice, as he posted an 11-1 record, including two victories in the College World Series.

Furniss and pitcher Chris Demouy were named Academic all-Americans; Furniss had a 3.7 gpa in pre-medicine and Demouy a 3.8 gpa in management. Seven Tigers earned Academic all-SEC recognition, including Furniss, Demouy, Morris (3.5 gpa in zoology), catcher Tim Lanier (3.6 in kinesiology), designated hitter Brad Wilson (3.0 in general studies), catcher Kevin Ward (3.6 in electrical engineering) and pitcher Brian Daugherty (3.1 in kinesiology).

For the third time in six seasons, Bertman was named National Coach of the Year, an honor he received from Collegiate Baseball, Baseball America and the American Baseball Coaches Association.

LSU was No. 1 in the grandstand as well, as the Tigers led the nation in attendance by drawing a school-record 226,805 fans to Alex Box Stadium.

It was a remarkable season, culminated by arguably the greatest moment in LSU athletic history, a decisive swing of the bat by Warren Morris, who magnificently added his name to the list of Tiger legends.

1996 COLLEGE WORLD SERIES FACTS

CWS RECORDS SET BY LSU

- Attendance**
Session -- 23,905, LSU vs. Miami (Fla.)
- Hits**
Both Teams, Championship Game -- 29, LSU vs. Miami (Fla.)
- Sacrifice Flies**
Both Teams, Championship Game -- 5, LSU vs. Miami (Fla.)
- Game Time**
Championship Game (9-inning game) -- 3:19, LSU vs. Miami (Fla.)

CWS RECORDS TIED BY LSU

- Saves**
Series -- 3, LSU
- Doubles**
Both Teams, Championship Game -- 6, LSU vs. Miami (Fla.)

1996 COLLEGE WORLD SERIES ALL-TOURNAMENT TEAM

- Catcher Tim Lanier, LSU
- First Base Chris Moller, Alabama
- Second Base Rudy Gomez, Miami (Fla.)
- Third Base Pat Burrell, Miami (Fla.)
- Shortstop Alex Cora, Miami (Fla.)
- Outfield Justin Bowles, LSU
- Outfield Michael DeCelle, Miami (Fla.)
- Outfield Brad Wilkerson, Florida
- Designated Hitter Chuck Hazzard, Florida
- Pitcher J.D. Arteaga, Miami (Fla.)
- Pitcher Eddie Yarnall, LSU

MOST OUTSTANDING PLAYER

Pat Burrell, Miami (Fla.)

LSU 9, Wichita State 8 - June 1, 1996

ROSENBLATT STADIUM - OMAHA, NEB.

LSU					WICHITA STATE				
AB	R	H	RBI	AB	R	H	RBI		
Williams, ss	4	1	1	1	Young, cf	4	2	1	0
Koerner, cf	5	0	2	0	Wyckoff, lf/p	3	2	0	0
Dunn, 3b	5	1	1	0	Blake, 3b	6	1	1	0
Furniss, 1b	4	1	0	0	McCullough, 1b	4	0	1	1
Moore, 1b	0	0	0	0	Ryan, dh/lf	4	0	1	1
Cooley, lf	4	1	2	0	Looper, p	0	0	0	0
Wilson, dh	5	1	1	1	Thomas, ph	1	0	0	0
Bowles, rf	2	3	1	0	Stine, rf	3	1	1	1
Lanier, c	4	1	2	5	Reese, c	5	0	0	0
Morris, 2b	3	0	1	2	Sorensen, ss	4	1	2	2
					Hooper, 2b	4	0	2	0
TOTALS	36	9	11	9	TOTALS	39	8	12	8

LSU 1 1 5 0 2 0 0 0 - 9 11 4
 Wichita State 0 0 1 0 2 1 1 2 1 - 8 12 1
 E-Williams, Dunn, Esteves, McCullough. DP-LSU 1, Wichita State 1. LOB-LSU 8, Wichita State 15.
 2B-Morris (2), McCullough (18), Stine (22). HR-Williams (6), Lanier (5), Blake (22), Sorensen (4).
 SB-Cooley (16), Bowles 2(12), Young 2(68), Ryan (3). CS-Young. SF-Morris, Stine

LSU	IP	H	R	ER	BB	SO
Yarnall (W, 12-1)	5.2	9	4	3	5	5
Esteves	0.2	0	1	0	1	0
Demouy	0.2+	2	2	2	1	1
Coogan	1.0+	1	1	1	2	2
Shipp (S, 1)	1.0	0	0	0	1	1

WICHITA STATE	IP	H	R	ER	BB	SO
Baird (L, 7-6)	2.2	5	6	2	3	3
Bauer	3.0	5	3	3	2	2
Wyckoff	3.0	1	0	0	2	6
Looper	0.1	0	0	0	0	1

Demouy pitched to two batters in the 8th. Coogan pitched to two batters in the 9th.
 WP-Shipp. PB-Reese. U-Christal, McKinney, Graham, Thompson. T-3:54. A-22,154.

LSU 9, Florida 4 - June 3, 1996

ROSENBLATT STADIUM - OMAHA, NEB.

FLORIDA					LSU				
AB	R	H	RBI	AB	R	H	RBI		
D. Eckstein, 2b	5	1	2	1	Williams, ss	3	1	0	0
Ellis, 3b	3	0	0	0	Koerner, cf	3	1	1	3
Rigdon, p	0	0	0	0	Dunn, 3b	5	1	1	1
Medina, ph	1	0	0	1	Furniss, 1b	3	0	1	0
Roll, p	0	0	0	0	Moore, 1b	0	0	0	0
Wilkerson, rf/p	4	0	1	0	Cooley, lf	5	1	2	2
Hazzard, dh/1b	4	0	2	0	Wilson, dh	4	0	0	0
Tamargo, ss	5	0	0	0	Bowles, rf	3	2	2	1
Castaldo, c	4	0	0	0	Lanier, c	3	2	2	1
Duncan, 1b	2	1	1	0	Morris, 2b	4	1	2	1
Walsh, rf	1	0	0	0					
R. Eckstein, 3b	2	1	1	0					
Chism, cf	4	1	2	0					
Ogle, lf	2	0	0	0					
TOTALS	37	4	9	2	TOTALS	33	9	11	9

Florida 1 2 0 0 0 0 0 1 0 - 4 9 1
 LSU 0 2 0 2 0 0 3 2 x - 9 11 5
 E-Ellis, Williams, Dunn, Furniss, Laxton 2. DP-Florida 1, LSU 1. LOB-Florida 12, LSU 8. 2B-Lanier.
 3B-Lanier. HR-D. Eckstein (9), Koerner (12), Cooley (14), Bowles (22). SB-Wilkerson (14), Chism (13), Williams (7), Morris (4). CS-Williams. S-Ogle. SF-Koerner.

FLORIDA	IP	H	R	ER	BB	SO
Rodriguez (L, 4-1)	3.0+	7	4	4	1	0
Wilkerson	3.2	3	3	3	3	3
Rigdon	0.1	0	0	0	1	0
Roll	1.0	1	2	2	2	0

LSU	IP	H	R	ER	BB	SO
Laxton (W, 8-2)	5.1	6	3	1	4	4
Shipp (S, 2)	3.2	3	1	0	1	4

Rodriguez pitched to two batters in the fourth.
 WP-Roll, Wilkerson. U-Christal, McKinney, Jones, Gillmore. T-3:38. A-13,000.

LSU 2, Florida 1 - June 6, 1996

ROSENBLATT STADIUM - OMAHA, NEB.

FLORIDA					LSU				
AB	R	H	RBI	AB	R	H	RBI		
D. Eckstein, 2b	5	0	1	1	Williams, ss	4	0	0	0
Ellis, 3b	3	0	1	0	Koerner, cf	4	0	1	0
Wilkerson, rf	4	0	2	0	Dunn, 3b	4	1	1	0
Hazzard, dh	4	0	1	0	Furniss, 1b	4	1	1	0
Tamargo, ss	4	0	1	0	Moore, 1b	0	0	0	0
Castaldo, c	3	0	1	0	Cooley, lf	3	0	1	0
Duncan, 1b	2	1	0	0	Wilson, dh	3	0	0	1
Haight, lf	2	0	0	0	Bowles, rf	4	0	1	1
Ogle, lf	1	0	0	0	Lanier, c	3	0	0	0
Chism, cf	3	0	0	0	Morris, 2b	2	0	0	0
Walsh, ph	1	0	0	0					
TOTALS	32	1	7	1	TOTALS	31	2	5	2

Florida 0 0 0 0 1 0 0 0 0 - 1 7 3
 LSU 0 1 0 0 0 1 0 0 0 x - 2 5 1
 E-Wilkerson, Duncan, Haight, Yarnall. LOB-Florida 9, LSU 9. 2B-Castaldo, Koerner. CS-Hazzard, Duncan.

FLORIDA	IP	H	R	ER	BB	SO
Kaufman (L, 11-5)	5.1	4	2	1	1	6
Rigdon	2.2	1	0	0	1	1

LSU	IP	H	R	ER	BB	SO
Yarnall (W, 11-1)	7.2	7	1	1	5	8
Coogan	0.1	0	0	0	0	0
Demouy	0.1	0	0	0	0	0
Esteves (S, 2)	0.2	0	0	0	0	0

HBP-Morris by Kaufman, Wilson by Kaufman. U-Gillmore, Graham, McKinney, Thompson. T-3:06. A-17,212.

LSU 9, Miami 8 - June 8, 1996

ROSENBLATT STADIUM - OMAHA, NEB.

MIAMI					LSU				
AB	R	H	RBI	AB	R	H	RBI		
Grimmett, cf	3	2	0	0	Williams, ss	4	0	1	0
Gomez, 2b	5	1	3	0	Koerner, cf	4	1	2	2
Burrell, 3b	4	1	1	1	Dunn, 3b	4	1	2	2
Rivero, rf/lf	3	1	1	1	Furniss, 1b	4	0	2	1
DeCelle, lf	4	0	2	3	Cooley, lf	5	0	1	0
Moore, rf	0	0	0	0	Wilson, dh	5	1	1	0
Marcinczyk, 1b	5	2	2	0	Bowles, rf	5	0	2	0
Cora, ss	5	0	3	3	Lanier, c	3	2	1	0
Saggese, dh	5	0	2	0	Morris, 2b	4	4	3	2
Gargiulo, c	3	1	0	0					
TOTALS	37	8	14	8	TOTALS	38	9	15	7

Two outs, 1 runner on when game ended.
 E-Burrell, Rivero, Dunn, Furniss. LOB-Miami 9, LSU 10. 2B-Marcinczyk, Cora, Saggese, Wilson, Bowles, Morris. 3B-Cora. HR-Morris (1). SB-Gomez (28), Koerner (24), Lanier (2). CS-Koerner. S-Grimmett, Morris. SF-Burrell, Rivero, DeCelle, Koerner, Dunn.

MIAMI	IP	H	R	ER	BB	SO
Artega	6.2	10	5	3	2	7
Morrison (L, 4-2)	2.0	5	4	4	2	2

LSU	IP	H	R	ER	BB	SO
Shipp	5.2	11	7	5	3	3
Coogan (W, 6-0)	3.1	3	1	1	0	1

WP-Morrison. U-Graham, Christal, McKinney, Thompson, Gillmore, Jones. T-3:19. A-23,905.



The 1996 Tigers overcame a 7-3 deficit to defeat Miami in the CWS title game.

1997

FINAL RECORD: 57-13

PLAYERS

Kurt Ainsworth, RHP
 Jason Albritton, RHP
 Blair Barbier, 2B
 Bryon Bennett, OF
 Tom Bernhardt, OF
 Eric Berthelot, LHP
 John Blancher, INF
 Christian Bourgeois, 1B
 Matt Colvin, LHP
 Patrick Coogan, RHP
 Brad Cresse, C
 Casey Cuntz, 3B
 Mike Daly, INF
 Brian Daugherty, RHP
 Wes Davis, OF
 Chris Demouy, LHP
 Clint Earnhart, C
 Eddy Furniss, 1B
 Jamin Garidel, C
 Dan Guillory, RHP
 Cedrick Harris, OF
 Jeff Harris, RHP
 Cody Hartshorn, RHP
 Courtney Hernandez, C
 Danny Higgins, INF
 Conan Horton, C
 David Hughes, LHP
 Sonny Knoll, RHP
 Mike Koerner, CF
 Brandon Larson, SS
 Antonio Leonardi-Cattolica, RHP
 Jeff Lipari, 1B
 Trey McClure, 3B
 Joey Painich, RHP
 Keith Polozola, INF
 Kevin Shipp, RHP
 Antoine Simon, OF
 Johnnie Thibodeaux, INF
 Doug Thompson, RHP
 Drew Topham, INF
 Jeremy Tyson, RHP
 Jeremy Witten, OF

COACHES

Skip Bertman - Head Coach
 Jim Schwanke - Assistant Coach
 Mike Bianco - Assistant Coach
 Daniel Tomlin - Assistant Coach
 Kurt Hester - Strength Coach
 Dan Canevari - Admin. Assistant

MANAGERS

Mike Boniol
 Wes Penn

TRAINERS

Shawn Eddy
 Mike Eisen



On June 7, 1997, the LSU Fighting Tigers justified the pre-season status bestowed upon them by Baseball America magazine as college baseball's "Team of the '90s" by defeating Southeastern Conference rival Alabama, 13-6, in the championship game of the College World Series. The game was witnessed by a record crowd of 24,401 in Omaha's Rosenblatt Stadium.

LSU won its fourth NCAA championship of the 1990s (1991, 1993, 1996, 1997), and the Tigers became the first team to win back-to-back titles since Stanford accomplished the feat in 1987-88. Head coach Skip Bertman joined Rod Dedeaux of Southern California as the only coaches to win four College World Series championships. Bertman was named the 1997 National Coach of the Year, receiving that designation for the fifth time in his storied 14-year career.

Ironically, a month before the title match, the Crimson Tide humiliated the Tigers, 28-2,

the worst loss in LSU's 104-year baseball history. But in the CWS championship contest, the Tigers exploded to a 9-0 lead after two innings and never looked back. LSU won its eighth straight CWS game over two seasons, and the Tigers improved their mark in NCAA (regional and CWS) tournament championship games to a phenomenal 16-0.

Prior to the win over Alabama, the Tigers posted CWS victories over Rice (5-4) and Stanford (10-5 and 13-9). LSU batted .328 (45-for-137) in the Series with seven doubles and 10 home runs. The Tigers averaged better than 10 runs per game in the CWS, outscoring their opponents, 41-24.

The championship game completed a 57-13 campaign for Skip Bertman and his club, as the Tigers established the Southeastern Conference record for most victories in a season. LSU, which returned only two starting position players from its 1996 national championship club,



The June 13, 1997, headline of the Baton Rouge Advocate heralds LSU's fourth CWS title.



Junior right-hander Patrick Coogan was the ace of the '97 staff as he posted a 14-3 record and a 4.46 ERA with 144 strikeouts in 125 innings.



Senior pitcher Brian Daugherty lifts the 1997 NCAA championship trophy at a special ceremony in the Pete Maravich Assembly Center. Nearly 8,000 fans welcomed the Tigers home the day after their triumph in Omaha, Neb.

also claimed the '97 SEC championship, the school's sixth conference crown of the 1990s.

LSU roared to a blistering 19-0 start, establishing the SEC mark for most consecutive victories. The Tigers, who began the season ranked No. 8 (Collegiate Baseball) and No. 13 (Baseball America) in the pre-season polls, ascended to No. 1 by March 10, holding that position for 10 consecutive weeks.

After claiming the SEC title, LSU played host to the NCAA South I Regional, where the Tigers, after suffering a third-round loss to South Alabama, battled back to claim their ninth CWS berth in 12 seasons. LSU posted a thrilling 14-7, 11-inning victory over Long Beach State in an elimination game to force a rematch with South Alabama in the regional championship round. Needing two victories over USA, the Tigers launched eight homers in a doubleheader sweep en route to the regional title. LSU hit .339 (82-for-242) in its six regional games, outscoring the opposition 76-29 while unloading 20 home runs. Third baseman Trey McClure was named the regional's Most Outstanding Player, as he hit .435 (10-for-23) with five doubles, two homers and 10 RBI.

LSU completed the year with an NCAA-record 188 home runs, breaking the previous mark of 161 homers set by Brigham Young in 1988. The Tigers homered at least once in all 70 of their games.

All-American junior shortstop Brandon Larson enjoyed a remarkable season, batting .381 on the year with 40 homers and 118 RBI. He



Junior right-hander Doug Thompson was the winning pitcher in the 1997 national championship game, working the final 4.2 innings in the 13-6 win over Alabama.



Senior rightfielder Tom Bernhardt led LSU with a .615 batting average in the CWS.

established SEC single-season records for homers, RBI and total bases (250), and he became just the fourth player in NCAA history to collect 40 or more homers in a season.

Patrick Coogan (14-3, 4.63 ERA, 144 K), a junior right-hander, earned first-team all-America honors, while first baseman Eddy Furniss (.378, 17 HR, 77 RBI) was a third-team all-America selection. Second baseman Blair Barbier (.353, 15 HR, 57 RBI) earned Freshman all-America recognition.

Also enjoying outstanding campaigns were junior center fielder Mike Koerner (.353, 22 HR, 69 RBI), senior right fielder Tom Bernhardt (.322, 17 HR, 49 RBI) and Doug Thompson (12-3, 4.63 ERA, 158 K), a junior right-hander who earned the victory in the national championship game.

The '97 Tigers magnificently maintained LSU's reign as the "Team of the '90s." Not since Southern California won five straight national titles in the 1970s was one school so dominant in the college baseball landscape.

1997 COLLEGE WORLD SERIES FACTS

CWS RECORDS SET BY LSU

Most At-Bats (9-inn. game)

Both Teams, Championship Game -- 79, LSU vs. Alabama

Most Runs

Both Teams, Championship Game -- 19, LSU vs. Alabama

Most RBI

Both Teams, Championship Game -- 19, LSU vs. Alabama

Most Strikeouts (9-inn. game)

Both Teams, Championship Game -- 25, LSU vs. Alabama

CWS RECORDS TIED BY LSU

Most Home Runs

Team, Game -- 5, LSU vs. Stanford

Most Pitchers Used

Team, Game -- 7, LSU vs. Stanford

Most Hit Batters

Both Teams, Game -- 4, LSU vs. Stanford

Most At-Bats (9-inn. game)

Individual, Championship Game -- 6, Brandon Larson, LSU vs. Alabama

6, Mike Koerner, LSU vs. Alabama

Most Wild Pitches

Individual, Game -- 3, Patrick Coogan, LSU vs. Alabama

Team, Game -- 4, LSU vs. Alabama

Most Runs

Team, Championship Game -- 13, LSU vs. Alabama

Most RBIs

Team, Championship Game -- 13, LSU vs. Alabama

Most Doubles

Both Teams, Championship Game -- 6, LSU vs. Alabama

1997 COLLEGE WORLD SERIES ALL-TOURNAMENT TEAM

CatcherMatt Frick, Alabama

First Base.....Eddy Furniss, LSU

Second BaseJoe Caruso, Alabama

Third Base.....Andy Phillips, Alabama

Shortstop.....Brandon Larson, LSU

OutfieldMike Koerner, LSU

OutfieldTom Bernhardt, LSU

OutfieldG.W. Keller, Alabama

Designated HitterMark Peer, Alabama

PitcherJeff Austin, Stanford

PitcherJarrod Kingrey, Alabama

MOST OUTSTANDING PLAYER

Brandon Larson, LSU

LSU 5, Rice 4 - May 30, 1997

ROSENBLATT STADIUM - OMAHA, NEB.

RICE (47-15)				LSU (54-13)				
AB	R	H	RBI	AB	R	H	RBI	
Richards, 2b	4	0	1	0	Higgins, dh	3	0	0
Cathey, ss	5	0	0	0	Barbier, 2b	2	1	1
Berkman, 1b	4	1	1	0	Larson, ss	4	1	1
Crosby, cf	4	1	0	0	Furniss, 1b	3	2	2
Ford, rf	3	1	1	1	Koerner, cf	4	1	1
McLaughlin, c	4	1	2	0	McClure, 3b	3	0	1
Berg, dh	3	0	1	1	Bernhardt, rf	3	0	3
Baker, 3b	3	0	2	2	Witten, pr/lf	0	0	0
Savarino, lf	3	0	0	0	Davis, lf	3	0	0
Mathews, ph	1	0	0	0	Horton, c	3	0	0
TOTALS	34	4	8	4	TOTALS	28	5	9

LSU	IP	H	R	ER	BB	SO
Rice	0	1	0	0	2	0
LSU	0	1	0	1	0	3

E—Richards, Larson. DP—Rice 4, LSU 1. LOB—Rice 7, LSU 5. 2B—Furniss. 3B—Berkman. HR—Larson (3B). SB—Ford 2 (12), Higgins (7). S—Ford. SF—Witten.

RICE	IP	H	R	ER	BB	SO
Nichols	6	7	2	2	3	0
Anderson (L, 10-2)	2	2	3	2	2	2
LSU	IP	H	R	ER	BB	SO
Thompson	6	6	3	3	2	9
Demoy (W, 6-1)	3	2	1	0	0	2

Nichols faced one batter in the 7th.

WP—Nichols, Anderson, Thompson. PB—Horton 2. HBP—Baker by Thompson. U—Hernandez, Rodriguez, Davis, Magnusson. T—2:31. A—20,551.

LSU 10, Stanford 5 - June 1, 1997

ROSENBLATT STADIUM - OMAHA, NEB.

LSU (55-13)				STANFORD (44-19)				
AB	R	H	RBI	AB	R	H	RBI	
Higgins, dh	3	1	1	0	Kilburg, lf	3	1	0
Polozola, ph	1	0	0	0	Muth, rf	4	0	1
Barbier, 2b	4	0	0	0	Hochgesang, 3b	4	0	0
Larson, ss	5	3	3	3	Schaeffer, c	4	0	1
Furniss, 1b	4	3	2	2	Gall, dh	3	1	1
Koerner, cf	5	0	2	1	Gerut, cf	4	1	1
McClure, 3b	4	0	0	1	Quaccia, 1b	4	0	1
Bernhardt, rf	4	0	1	0	Schrager, 2b	2	1	1
Witten, rf	0	0	0	0	Clark, ph	1	0	0
Davis, lf	4	2	1	1	Pecci, ss	3	1	1
Earnhart, c	3	1	2	2				
Cresse, ph/c	1	0	0	0				
TOTALS	38	10	12	10	TOTALS	32	5	7

LSU	IP	H	R	ER	BB	SO
LSU	3	0	0	2	2	0
Stanford	0	0	0	0	2	0

E—Larson. DP—LSU 1. LOB—LSU 4, Stanford 3. 2B—Koerner 2, Bernhardt, Gerut. HR—Larson 2 (40), Furniss (17), Davis (16), Earnhart (6). SB—Larson (9), Koerner (16). CS—Kilburg. SF—Schrager.

LSU	IP	H	R	ER	BB	SO
Coogan (W, 14-3)	7.1	6	5	3	1	6
Daugherty	1.2	1	0	0	0	0
STANFORD	IP	H	R	ER	BB	SO
Peterson (L, 11-3)	5	9	7	7	1	4
Coogan	3	3	3	3	1	2
Koons	1	0	0	0	0	1

WP—Coogan. HBP—Barbier by Peterson, Kilburg by Coogan. U—Davis, Mascorro, Hernandez, Garman. T—2:42. A—23,867.

LSU 13, Stanford 9 - June 4, 1997

ROSENBLATT STADIUM - OMAHA, NEB.

STANFORD (45-20)				LSU (56-13)				
AB	R	H	RBI	AB	R	H	RBI	
Kilburg, lf/rf	3	2	1	1	Higgins, dh	3	2	0
Muth, rf	4	2	3	0	Barbier, 2b	3	2	2
Clark, ph/lf	1	0	0	0	Larson, ss	4	1	1
Salter, ph	1	0	0	0	Furniss, 1b	3	2	1
Hochgesang, 3b	5	1	3	5	Koerner, cf	3	3	2
Quaccia, 1b	5	0	1	0	McClure, 3b	3	0	0
Gall, dh	4	0	1	0	Cuntz, ph/3b	2	0	0
Gerut, cf	5	1	2	0	Bernhardt, rf	2	2	1
Schaeffer, c	4	1	0	0	Witten, rf	1	0	0
Schrager, 2b	4	0	1	1	Davis, lf	3	1	1
Pecci, ss	5	2	4	1	Earnhart, c	4	0	1
TOTALS	41	9	16	8	TOTALS	31	13	9

Stanford	IP	H	R	ER	BB	SO
Stanford	0	0	0	0	4	0
LSU	0	2	4	1	4	0

E—Hutchinson, Larson. DP—LSU 2. LOB—Stanford 11, LSU 6. 2B—Gall, Schrager, Davis. HR—Hochgesang (17), Koerner 2 (22). SB—Barbier (4), Koerner (17), Davis (12), Earnhart (7). SF—Koerner, Bernhardt.

STANFORD	IP	H	R	ER	BB	SO
Hutchinson (L, 8-4)	2	2	6	5	4	4
Cogan	2	3	2	2	1	1
Peterson	4	4	5	5	2	7
LSU	IP	H	R	ER	BB	SO
Thompson	4.1	8	4	4	1	3
Demoy	2	5	3	2	0	0
Shipp	0.2	0	0	0	2	1
Painich	0.1	0	0	0	1	0
Berthelot (W, 7-3)	1.1	1	1	1	0	3
Daugherty	0	2	1	1	0	0
Coogan (S, 3)	0.1	0	0	0	1	1

Cogan faced one batter in the 5th. Shipp faced one batter in the 8th. Daugherty faced three batters in the 9th.

WP—Demoy. HBP—Bernhardt by Hutchinson, Larson by Hutchinson, Higgins by Cogan, Schaeffer by Daugherty. U—Rodriguez, Mascorro, Hernandez, Garman. T—3:18. A—22,218.

LSU 13, Alabama 6 - June 7, 1997

ROSENBLATT STADIUM - OMAHA, NEB.

ALABAMA (56-14)				LSU (57-13)				
AB	R	H	RBI	AB	R	H	RBI	
Tidwell, cf	3	2	2	0	Higgins, dh	4	1	2
Caruso, 2b	4	1	3	4	Barbier, 2b	5	1	1
Phillips, 3b	5	0	1	0	Larson, ss	6	1	2
Mohr, rf	4	0	1	0	Furniss, 1b	5	1	3
Keller, lf	4	1	0	0	Koerner, cf	6	2	2
Frick, c	5	1	1	0	McClure, 3b	3	1	0
Tucker, 1b	4	0	1	2	Bernhardt, rf	4	3	3
Peer, dh	4	1	1	0	Witten, rf	0	0	0
Duncan, ss	4	0	1	0	Davis, lf	4	1	1
					Earnhart, c	2	0	0
					Horton, c	1	2	1
TOTALS	39	6	11	6	TOTALS	40	13	15

Alabama	IP	H	R	ER	BB	SO
Alabama	0	0	2	2	0	0
LSU	6	3	0	0	2	1

E—Caruso, Duncan, Henderson, McClure. DP—Alabama 1, LSU 1. LOB—Alabama 9, LSU 13. 2B—Caruso, Phillips, Tucker, Peer, Bernhardt, Davis. HR—Caruso (15), Higgins (11), Bernhardt (17). SB—Caruso (13).

ALABAMA	IP	H	R	ER	BB	SO
Daniel (L, 5-1)	0.2	5	5	4	0	0
Kingrey	3.2	5	4	0	6	4
Henderson	2.1	4	3	2	1	4
Hurst	1.1	1	1	1	2	2
LSU	IP	H	R	ER	BB	SO
Coogan	4.1	6	4	4	1	8
Thompson (W, 12-3)	4.2	5	2	2	1	7

WP—Coogan 3, Thompson. PB—Earnhart, Horton. HBP—Keller by Coogan, McClure by Henderson. U—Davis, Garman, Magnusson, Hernandez, Mascorro, Rodriguez. T—3:15. A—24,401.

2000

FINAL RECORD: 52-17

PLAYERS

Jeremy Alford, OF
Blair Barbier, 3B
Christian Bourgeois, OF
Billy Brian, P
Victor Brumfield, INF
Brad Cresse, C
Mike Daly, INF
Brad David, P
Thomas Evans, INF
Mike Fontenot, 2B
Jamin Garidel, C
Hunter Gomez, P
Weylin Guidry, P
Cedrick Harris, OF
Brad Hawpe, 1B
Trey Hodges, P
Ryan Jorgensen, C
Jeff Lipari, 1B
Jeremy Loftice, P
Billy McBride, OF
Heath McMurray, P
Nathan Meiners, C
David Miller, P
Tommy Morel, OF
Tim Nugent, P
Bo Pettit, P
Wally Pontiff, OF
David Raymer, OF
Ryan Richard, P
Ben Saxon, P
Jason Scobie, P
David Shank, P
Antoine Simon, OF
Chucky Son, P
Brian Tallet, P
Sam Taulli, P
Ryan Theriot, SS
Johnnie Thibodeaux, OF
Chad Vaught, P
Jeremy Witten, OF
Ray Wright, OF
Shane Youman, P

COACHES

Skip Bertman - Head Coach
Dan Canevari - Assistant Coach
Turtle Thomas - Assistant Coach
Bill Dailey - Assistant Coach
Curtis Tsuruda - Strength Coach
Bill Franques - Admin. Assistant

MANAGERS

Jody Autery
Mike Boniol
Johnny Collins
Wes Penn
Joey Quilio

TRAINERS

Shawn Eddy
Shaun Duhe



Trailing Stanford 5-2 with one out in the bottom of the eighth inning of the 2000 national championship game, the LSU Tigers appeared to have little hope, especially with Cardinal ace Justin Wayne on the mound. Wayne had subdued LSU's bats, allowing no hits while recording seven strikeouts in 3.1 relief innings. In fact, Wayne and Stanford starter Jason Young had combined to hold the Tigers hitless since the second inning, when left fielder Jeremy Witten singled during a two-run LSU rally.

LSU's only highlight after the second inning had come on defense, when right fielder Ray Wright robbed Stanford's Edmund Muth of a third-inning, two-run homer by leaping above the wall to make a sensational catch.

Thus, when LSU team captain Blair Barbier stepped to the plate with one out in the eighth, everything pointed toward a Stanford victory celebration. After all, the Cardinal were just five outs away from a

national championship with arguably the best pitcher in the country on the mound.


Barbier, undaunted, envisioned a much different scenario. Prior to the inning, he had gathered his teammates in the dugout, imploring them to remain focused, asking them, "DO YOU BELIEVE?" He hoped his words would spark a positive reaction, yet he knew they would be meaningless should he fail in this at-bat, likely the final at-bat of the senior third baseman's brilliant college career.

So, Barbier stood in against Wayne and battled for his team's survival. He stubbornly fouled off several two-strike offerings, before finally ripping a line drive over the left field wall of Rosenblatt Stadium. Barbier's solo shot was his third homer of the College World Series, and the Tigers had life, now down by two runs.

Wally Pontiff then drew a walk from Wayne, but the Stanford right-hander retired center fielder Cedrick Harris on a fly ball to right field for the second out. Witten, who was



The June 18, 2000, headline of the Baton Rouge Sunday Advocate heralds LSU's CWS title.



Pitcher Trey Hodges was voted the Most Outstanding Player of the 2000 CWS.



The Tigers posted a 52-17 record, including a 13-0 postseason mark.

hitting just .200 (3-for-15) in the CWS, would be Wayne's next challenge.

In his only other at-bat against Wayne, Witten, a fifth-year senior, fanned on just three pitches. And, in this at-bat, Witten again quickly fell behind in the count. Knowing that this was perhaps the final at-bat of his college career, indeed the final at-bat of his entire baseball career, Witten would not succumb to Wayne's darting slider. Instead, he launched a soaring liner into the left-center field seats, just out of the reach of Cardinal left fielder Andy Topham.

The Rosenblatt Stadium crowd of over 24,000 erupted as Witten triumphantly rounded the bases, celebrating just his seventh homer of the season. LSU 5, Stanford 5 . . . and the drama was just beginning.

Wayne retired Wright on a liner to left to end the eighth inning, but Stanford could not recover its lost momentum. LSU right-hander Trey Hodges, who had kept the Tigers in the game with three scoreless relief innings, easily retired the Cardinal in the top of the ninth, setting the stage for the game's final act.

LSU shortstop Ryan Theriot grounded Wayne's first pitch of the ninth into left field to place the winning run on first base. Head coach Skip Bertman, electing not to bunt Theriot down to second base, allowed second baseman Mike Fontenot to swing away. Fontenot skillfully drew a full-count walk from Wayne, placing the Tigers' destiny in

the potent bat of catcher Brad Cresse.

Cresse, like Barbier and Witten before him, was standing at the plate for the final time in an LSU uniform. The nation's leader in home runs (30) and RBI (105), the senior was just 1-for-12 in the College World Series. He had struck out in his two previous at-bats against Wayne, who desperately needed a double play to work his way out of the jam.

As he had in his first two encounters with Cresse, Wayne opened with his devastating slider. Strike one. Wayne fired the slider again, but this time Cresse smashed it, sending the ball sharply into left field. Theriot raced around third base as Topham picked up the ball and heaved it toward home plate. But, the throw was up the line and Theriot slid safely across the plate as his teammates burst from the third-base dugout to embrace him. The wave of jubilant Tigers then moved to the infield, engulfing Cresse at first base.

LSU 6, Stanford 5. The Tigers had secured the school's fifth NCAA title since 1991 with a courageous effort, scoring four runs in their final two at-bats to erase a three-run deficit. Blair Barbier's eighth-inning challenge to his teammates was answered in resounding fashion. The 2000 LSU Tigers, without question, did believe.



Team captain Blair Barbier displays the NCAA Championship trophy to the throng of fans that welcomed home the Tigers.

2000 COLLEGE WORLD SERIES FACTS

CWS RECORDS SET OR TIED BY LSU

Records Broken

Hit Batters, Game, Both Teams - 6, Stanford (4) vs. LSU (2), June 17

Balks, Series, Team - 3, LSU

Records Tied

Hit by Pitch, Series, Individual - 3, Blair Barbier, LSU

Balks, Series, Individual - 2, Trey Hodges, LSU

2000 COLLEGE WORLD SERIES ALL-TOURNAMENT TEAM

Catcher	Beau Craig, Southern California
First Base	Craig Thompson, Stanford
Second Base	Mike Fontenot, LSU
Third Base	Blair Barbier, LSU
Shortstop	Ryan Theriot, LSU
Outfield	Steven Feehan, Louisiana-Lafayette
Outfield	Edmund Muth, Stanford
Outfield	Joe Borchard, Stanford
Designated Hitter	Brad Hawpe, LSU
Pitcher	Trey Hodges, LSU
Pitcher	Jon McDonald, Florida State

MOST OUTSTANDING PLAYER

Trey Hodges, LSU

LSU 13, Texas 5 - June 10, 2000

ROSENBLATT STADIUM, OMAHA, NEB.

TEXAS 5 (44-20)					LSU 13 (49-17)								
AB	R	H	RBI		AB	R	H	RBI					
West, ss	4	1	0	0	Theriot, ss	5	2	2	0				
Nicholson, 2b	4	2	2	1	Fontenot, 2b	4	2	3	2				
Emond, cf	4	0	1	1	Cresse, c	3	1	0	1				
Anderson, c	3	1	1	2	Jorgensen, c	0	0	0	0				
Hubele, dh	3	0	0	0	Hawpe, 1b	4	2	1	1				
France, ph	1	0	0	0	Barbier, 3b	4	3	3	4				
Ontiveros, 1b	4	1	2	0	Pontiff, dh	3	1	2	1				
Brooks, 3b	3	0	1	0	Harris, cf	5	1	2	2				
Houser, ph	1	0	0	0	Witten, lf	5	0	1	2				
Pumo, lf	3	0	1	0	Wright, rf	4	1	0	0				
Carmichael, ph	1	0	1	0									
TOTALS	35	5	9	5	TOTALS	37	13	14	13				
Texas	0	1	0	0	1	1	0	2	0	-	5	9	1
LSU	4	1	0	0	1	6	1	0	x	-	13	14	1

E--West (10), Jorgensen (5). DP--LSU 1. LOB--Texas 5, LSU 7. 2B--Emond (1), Ontiveros (22), Theriot (14), Fontenot (12), Hawpe (36), Barbier (14), Witten (15). HR--Anderson (1), Fontenot (17), Barbier 2 (8). SB--West (23), Theriot (7). SF--Anderson (5), Cresse (5).

TEXAS	IP	H	R	ER	BB	SO
Hale (L, 12-6)	5.2	10	8	7	3	4
Tomlinson	0	0	3	3	3	0
Clark	2.1	4	2	2	0	2
LSU	IP	H	R	ER	BB	SO
Tallet (W, 15-3)	7.1	8	5	5	1	2
Gomez	1.2	1	0	0	0	2

Tomlinson faced three batters in the 6th
 WP--Tallet (12). Umpires - Al Davis, David Wiley, Scott Graham, Joe Bursleson. Start: 6:07 p.m. Time: 3:03 Att.-23975

LSU 10, Southern California 4 - June 12, 2000

ROSENBLATT STADIUM, OMAHA, NEB.

LSU 10 (50-17)					USC 4 (44-19)								
AB	R	H	RBI		AB	R	H	RBI					
Theriot, ss	5	3	3	3	Davidson, ss	4	0	1	1				
Fontenot, 2b	4	2	1	0	Garibaldi, rf	3	0	1	0				
Cresse, c	3	0	0	0	Gemoll, 3b	4	1	1	0				
Hawpe, 1b	5	2	3	6	Craig, c	4	1	1	2				
Barbier, 3b	3	0	0	1	Lunetta, 2b	4	0	0	0				
Pontiff, dh	4	0	0	0	Persell, dh	4	0	2	0				
Harris, cf	5	1	1	0	Conception, 1b	4	1	1	1				
Witten, lf	5	1	1	0	Barre, cf	2	1	0	0				
Wright, rf	2	1	0	0	Peavey, ph	0	0	0	0				
Thibodeaux, ph	0	0	0	0	Montanez, lf	3	0	0	0				
McBride, rf	0	0	0	0									
TOTALS	36	10	9	10	TOTALS	32	4	7	4				
LSU	0	0	0	0	0	3	2	5	0	-	10	9	0
USC	0	0	0	2	1	0	1	0	0	-	4	7	4

E--Gemoll (9), Lunetta (13), Prior 2 (1). DP--USC 1. LOB--LSU 7, USC 5. HR--Hawpe 2 (11), Craig (18), Conception (8). SH Thibodeaux (1), Montanez (4).

LSU	IP	H	R	ER	BB	SO
Saxon	3	3	2	2	1	4
Hodges (W, 4-2)	6	4	2	2	1	3
USC	IP	H	R	ER	BB	SO
Prior (L, 10-7)	6.2	4	5	5	3	7
Flores	0.2	3	2	2	1	0
Petke	0	1	1	1	0	0
Todd	0	0	1	1	1	0
Montrenes	0.2	1	1	1	0	2
Bannister	1	0	0	0	0	0

Saxon faced two batters in the 4th. Petke faced one batter in the 8th. Todd faced one batter in the 8th.
 BK--Hodges. HBP--by Prior (Barbier), by Prior (Pontiff), by Hodges (Peavey). Umpires - Scott Graham, Al Davis, David Wiley, Dan Mascorro. Start - 2:08 p.m. Time - 3:09 Att. - 16000

LSU 6, Florida State 3 - June 15, 2000

ROSENBLATT STADIUM, OMAHA, NEB.

FLA. ST. 3 (53-19)					LSU 6 (51-17)								
AB	R	H	RBI		AB	R	H	RBI					
Smith, rf	5	1	2	0	Theriot, ss	4	0	1	0				
Griffin, lf	4	0	2	2	Fontenot, 2b	2	1	1	0				
McDougall, 2b	4	0	2	0	Cresse, c	4	1	1	0				
Barthelemy, 1b	5	0	1	0	Hawpe, 1b	3	2	2	2				
Jernigan, cf	2	1	0	0	Barbier, 3b	3	0	1	1				
Balet, 3b	4	0	1	0	Pontiff, dh	4	0	0	0				
Halliday, dh	3	0	0	0	Harris, cf	4	0	1	2				
Futrell, ph	1	0	0	0	Witten, lf	3	0	0	0				
Boyd, ph	1	0	0	0	Wright, rf	3	1	2	1				
Groves, ss	3	0	1	1									
McCaleb, c	1	1	0	0									
TOTALS	33	3	9	3	TOTALS	30	6	9	6				
Florida State	0	0	0	0	1	0	2	0	-	3	9	0	
LSU	1	0	0	1	1	0	0	3	x	-	6	9	1

E--Barbier (17). DP--FSU 1, LSU 2. LOB--FSU 13, LSU 4. 2B--Smith (28), McDougall (23), Cresse (21). HR--Hawpe (12), Wright (4). SB--Jernigan (14), Fontenot (8). CS--Barbier (3), Wright (3).

FLORIDA STATE	IP	H	R	ER	BB	SO
Varnes (L, 11-4)	7.1	8	6	6	3	2
Lynch	0.1	1	0	0	0	1
Whidden	0.1	0	0	0	0	0
LSU	IP	H	R	ER	BB	SO
Gomez	5.1	6	1	1	4	3
Brian	0.2	0	0	0	1	0
Youman	1.2	3	2	2	1	1
Guidry (W, 1-2)	0.2	0	0	0	2	0
Hodges (S, 2)	0.2	0	0	0	0	1

WP--Youman (4). PB--Cresse (4). BK--Gomez (2). HBP--by Gomez (Jernigan), by Youman (Jernigan), by Varnes (Barbier). Umpires - Tony Maners, Joe Bursleson, Al Davis, David Wiley. Start - 6:22 p.m. Time - 3:09 Att. - 19209

LSU 6, Stanford 5 - June 17, 2000

ROSENBLATT STADIUM, OMAHA, NEB.

STANFORD 5 (50-14)					LSU 6 (52-17)								
AB	R	H	RBI		AB	R	H	RBI					
Thompson, 1b	5	1	3	4	Theriot, ss	5	1	1	1				
Brunnett, ss	4	0	1	0	Fontenot, 2b	3	0	1	0				
Muth, cf	4	0	0	0	Cresse, c	3	0	1	1				
Gall, 3b	5	0	2	1	Hawpe, 1b	3	0	0	0				
Borchard, rf	4	0	0	0	Barbier, 3b	3	1	1	1				
O'Riordan, 2b	5	1	2	0	Pontiff, dh	3	2	1	0				
Topham, lf	5	1	2	0	Harris, cf	4	1	1	1				
VanZandt, dh	4	0	1	0	Witten, lf	3	1	2	2				
Alvarado, c	3	2	2	0	Wright, rf	3	0	0	0				
TOTALS	39	5	13	5	TOTALS	30	6	8	6				
Stanford	0	0	0	4	0	1	0	0	0	-	5	13	0
LSU	0	2	0	0	0	0	3	1	-	6	8	0	

DP--Stanford 1. LOB--Stanford 11, LSU 9. 2B--Thompson (21), VanZandt (6), Fontenot (13), Pontiff (20). HR--Thompson (12), Barbier (9), Witten (7). SB--Brunnett (11). CS--O'Riordan (1). SH--Wright (2).

STANFORD	IP	H	R	ER	BB	SO
Young	4	4	2	2	1	2
Wayne (L, 15-4)	4	4	4	4	3	7
LSU	IP	H	R	ER	BB	SO
Tallet	5	11	5	5	1	4
Hodges (W, 5-2)	4	2	0	0	1	4

BK--Hodges (4). HBP--by Young (Cresse), by Tallet (Alvarado), by Young (Witten), by Hodges (Borchard), by Wayne (Barbier), by Wayne (Fontenot). Umpires - Scott Graham, Al Davis, Joe Bursleson, Dan Mascorro, Tony Maners, David Wiley. Start - 1:40 p.m. Time - 3:42 Att. - 24282



LSU defeated Stanford, 6-5, to win the 2000 CWS title.

2009

FINAL RECORD: 56-17

PLAYERS

Ben Alsup, RHP
 Paul Bertuccini, RHP
 Daniel Bradshaw, RHP
 Ryan Byrd, LHP
 Nolan Cain, RHP
 Louis Coleman, RHP
 Blake Dean, OF/DH
 Wet Delatte, INF
 Beau Didier, INF
 Johnny Dishon, OF
 Grant Dozar, INF
 Kevin Farnsworth, C
 Micah Gibbs, C
 Tyler Hanover, INF
 Buzzy Haydel, INF
 Derek Helenih, INF
 Chad Jones, OF/LHP
 Leon Landry, OF
 DJ LeMahieu, INF
 Mikie Mahtook, OF
 Spencer Mathews, RHP
 Chris Matulis, LHP
 Chris McGhee, INF
 Jared Mitchell, OF
 Jordan Nicholson, RHP
 Austin Nola, INF
 Sean Ochinko, INF/C
 Matty Ott, RHP
 Nicholas Pontiff, OF
 Anthony Ranaudo, RHP
 Shane Riedie, RHP
 Austin Ross, RHP
 Ryan Schimpf, INF/OF
 Randy Zeigler, LHP

COACHES

Paul Mainieri – Head Coach
 David Grewe – Associate Head Coach
 Javi Sanchez – Assistant Coach
 Will Davis – Assistant Coach
 Ross Brezovsky – Coordinator of Operations
 Kyle Beerbohm – Undergraduate Assistant Coach
 Jeremy Phillips – Strength Coach

MANAGERS

Matthew Montgomery
 Ryan Latuso
 A.J. Million
 Josh Pope

TRAINERS

Beau Lowery – Head Trainer
 Craig Chelette – Student Trainer
 Erin Sutton – Student Trainer



LSU coach Paul Mainieri directed the 2009 Tigers to the College World Series title, posting a 56-17 overall record, including a 10-1 mark in NCAA Tournament competition. The Tigers defeated Texas in the CWS Championship Finals to win the national title, LSU's sixth CWS championship and its first since 2000. Mainieri also guided his squad to the 2009 Southeastern Conference regular-season and tournament titles. The 2009 season was a magnificent year that began with LSU ranked No. 1 in the polls and ended with the Tigers still occupying college baseball's summit. The Tigers improved to 6-0 in winner-take-all games for the CWS championship, also claiming national titles in 1991, 1993, 1996, 1997 and 2000.

LSU in 2009 won its first Southeastern Conference regular-season title since 2003, posting a 20-10 SEC mark. The Tigers then became the first league school since

Alabama in 2002-03 to win consecutive SEC Tournament titles.

LSU played host to the 2009 NCAA Baton Rouge Regional, where the Tigers defeated Southern, Baylor and Minnesota to set up a Super Regional matchup versus Rice in Alex Box Stadium. LSU swept two games from the Owls, earning a berth to the CWS for the second straight season and for the 15th time in school history.

The Tigers defeated Virginia in their CWS opener and recorded two wins over Arkansas to advance to the CWS Championship Finals versus Texas. Trailing 6-4 in the ninth inning of Game 1, the Tigers staged a dramatic two-run rally and eventually prevailed, 7-6, in 11 innings. The Longhorns posted a 5-1 win in Game 2; however, LSU overwhelmed UT, 11-4, in the deciding game to claim the NCAA championship trophy.

Three LSU pitchers earned All-America



Paul Mainieri guided the Tigers to the 2009 College World Series title and earned National Coach of the Year recognition.

Anthony Ranaudo posted two CWS wins, including a victory over Texas in the deciding game of the Championship Series.



recognition in 2009 – right-handers Louis Coleman, Anthony Ranaudo and Matty Ott. Coleman was the '09 SEC Pitcher of the Year, recording a 14-2 record, a 2.93 ERA and 142 strikeouts in 129 innings. Coleman finished the season ranked No. 2 in the nation in wins and No. 4 in strikeouts.

Ranaudo, an all-SEC selection and a member of the College World Series all-tournament team, was 12-3 on the year with a 3.04 ERA and 159 strikeouts in 124.1 innings. Ranaudo was No. 3 in the nation in strikeouts, and he became the first LSU pitcher to lead the SEC in Ks since Kurt Ainsworth in 1999.

Ott, the SEC Co-Freshman of the Year, established an LSU single-season record with 16 saves. A finalist for the NCBWA Stopper of the Year award, Ott posted a 4-2 mark and a 2.68 ERA with six walks and 69 strikeouts in 50.1 innings.

Junior outfielder Jared Mitchell finished his career No. 2 on the all-time LSU steals list with 70. He trails only Rob Hartwig, who had 73 steals from 1986-87. Mitchell's 36 steals in 2009 marks the

second-highest single season total in LSU history – Hartwig has the single-season mark with 42 in 1987.

LSU DH/OF Blake Dean completed the 2009 season ranked No. 8 on the all-time LSU home run list with 44 dingers. He is No. 6 on the LSU career RBI list with 190.

LSU OF/1B Ryan Schimpf finished his career No. 10 on the all-time LSU home run list with 38 career dingers. Schimpf had three home runs in the 2009 College World Series, marking the first time an LSU player hit three homers in the CWS since former first baseman Brad Hawpe launched three dingers in Omaha in 2000. Schimpf had 22 homers in 2009, the 10th-highest single-season total in LSU history.

LSU's final baseball attendance figure for the 2009 season topped the 400,000 mark, shattering the previous school attendance record. LSU's total paid attendance for the '09 season in the New Alex Box Stadium was 403,056 for 42 games, an average of 9,596 per game.

Pitcher Louis Coleman reacts after striking out the final Texas hitter to clinch the 2009 National Championship.



2009 COLLEGE WORLD SERIES ALL TOURNAMENT TEAM

C	Cameron Rupp, Texas
1B	Dustin Ackley, North Carolina
2B	DJ LeMahieu, LSU
3B	Kyle Seager, North Carolina
SS	Tyler Cannon, Virginia
OF	Kole Calhoun, Arizona St.
OF	Jared Mitchell, LSU
OF	Ryan Schimpf, LSU
DH	Russell Moldenhauer, Texas
P	Anthony Ranaudo, LSU
P	Taylor Jungmann, Texas

MOST OUTSTANDING PLAYER
Jared Mitchell, LSU



The 2009 Tigers won 15 of their final 16 games en route to the national championship.



College World Series MVP Jared Mitchell launched a three-run homer in the first inning of Game 3 of the CWS Finals.

2009 CWS Box Scores

LSU 9, Virginia 5 - June 13, 2009

ROSENBLATT STADIUM, OMAHA, NEB.

VIRGINIA					LSU				
AB	R	H	RBI	AB	R	H	RBI		
Parker cf	3	0	0	0	LeMahieu 2b	5	2	3	1
Gosselin lf	5	0	0	0	Schimpf lf	4	2	2	2
Hultzen p/dh	5	0	1	1	Dean dh	4	1	1	1
Grovatt rf	4	0	1	0	Gibbs c	5	1	3	2
Proscia 3b	4	1	1	1	Mahtook cf	4	1	3	0
Cannon ss	4	2	3	0	Ochinko 1b	4	1	1	3
Hicks 1b	5	0	1	0	Mitchell rf	3	0	0	0
Valdes c	5	1	3	2	Helenihni 3b	4	0	1	0
Werman 2b	5	1	4	1	Nola ss	2	1	0	0
TOTALS	40	5	14	5	TOTALS	35	9	14	9

Virginia	0	0	1	1	2	0	1	0	0	-	5	14	1
LSU	1	0	2	0	3	0	0	3	X	-	9	14	0

E - Proscia, S.(12). DP - Virginia 1. LOB - Virginia 14; LSU 7. 2B - Valdes, F.(13); Werman, K.(1); Schimpf.(18); Dean.(17). 3B - Cannon, T.(5). HR - Proscia, S.(10); Valdes, F.(6); Schimpf.(20); Ochinko.(8). HBP - Proscia, S.; Nola. SH - Schimpf.(4). SF - Dean.(10). CS - Hicks, J.(4); LeMahieu.(4) Helenihni.(1).

VIRGINIA						LSU							
IP	H	R	ER	BB	SO	IP	H	R	ER	BB	SO		
Hultzen	3.0	7	3	3	1	5	Ranaudo	3.1	5	2	2	4	3
Packer	3.0	5	3	3	1	4	Bertuccini	1.1	4	2	2	0	1
Wilson	2.0	2	3	3	0	1	Ross	2.0	4	1	1	0	2
							Jones	0.1	0	0	0	1	0
							Coleman	1.0	0	0	0	0	1
							Ott	1.0	1	0	0	0	1

Win - Ross (6-7). Loss - Packer, M. (3-5). Save - None. WP - Ranaudo.(7). HBP - by Coleman (Proscia, S.); by Wilson, T. (Nola). Umpires - HP: Steve Manders 1B: Jeff Henrichs 2B: Joe Burleson 3B: Darrin Sealey Start: 6:10 pm Time: 3:40 Attendance: 24904

LSU 9, Arkansas 1 - June 15, 2009

ROSENBLATT STADIUM, OMAHA, NEB.

LSU					ARKANSAS				
AB	R	H	RBI	AB	R	H	RBI		
Parker cf	3	0	0	0	Leavitt lf/rf	5	0	1	0
LeMahieu 2b	5	2	3	0	Tschepikow ss	5	1	2	0
Schimpf lf/rf	2	2	1	1	Lyons dh	5	0	2	0
Haydel ph/1b	1	0	0	0	Wilkins 1b	2	0	1	1
Dean dh	3	1	1	2	Cox 3b	4	0	0	0
McGhee pr	0	0	0	0	Bigham 2b	2	0	0	0
Gibbs c	5	1	2	0	Darr rf	1	0	0	0
Mahtook cf	4	2	1	3	House ph/lf	3	0	2	0
Mitchell rf	5	0	3	1	McCann c	4	0	1	0
Pontiff rf	0	0	0	0	Cisterna c	0	0	0	0
Ochinko 1b	4	0	0	0	Kuhn cf	2	0	0	0
Landry ph/lf	1	0	0	0	Sample ph/lf	2	0	0	0
Helenihni 3b	5	0	0	0					
Nola ss	5	1	2	1					
TOTALS	40	9	13	8	TOTALS	35	1	9	1

LSU	3	1	0	0	0	5	0	0	0	-	9	13	0
Arkansas	1	0	0	0	0	0	0	0	0	-	1	9	2

E - House.(5); Kuhn.(3). LOB - LSU 11; Arkansas 11. 2B - Schimpf.(19); Mitchell.(214); Tschepikow.(212); Wilkins.(18). HR - Dean.(16); Mahtook.(7); Nola.(3). HBP - Schimpf. SF - Wilkins.(3). SB - LeMahieu.(11); Tschepikow.(17); Wilkins.(8).

LSU						ARKANSAS							
IP	H	R	ER	BB	SO	IP	H	R	ER	BB	SO		
Coleman	6.0	6	1	1	3	7	Eibner	1.2	5	4	4	2	1
Bradshaw	2.0	2	0	0	0	1	Forrest	4.0	4	3	3	1	2
Cain	1.0	1	0	0	0	2	Murphy	1.1	3	2	1	1	1
							Wells	2.0	1	0	0	2	2

Win - Coleman (14-2). Loss - Eibner (5-5). Save - None. HBP - by Forrest (Schimpf). Umpires - HP: Joe Burleson 1B: Darrin Sealey 2B: Steve Manders 3B: Jeff Henrichs Start: 6:08 pm Time: 3:24 Attendance: 23417

LSU 14, Arkansas 5 - June 19, 2009

ROSENBLATT STADIUM, OMAHA, NEB.

LSU					ARKANSAS				
AB	R	H	RBI	AB	R	H	RBI		
LeMahieu 2b/ss	5	2	1	0	Leavitt lf	5	1	3	3
Schimpf lf/rf	5	2	3	1	Lyons dh	4	0	0	0
Haydel ph/2b	1	0	1	0	Carver ss	1	0	0	0
Dean dh	4	3	2	2	Cox ss/p	4	0	0	0
Jones ph	1	0	1	1	Kowalchuk p	0	0	0	0
Gibbs c	6	1	1	1	Wilkins 3b	4	0	0	0
Mahtook cf	4	1	1	2	Bigham 2b	4	0	0	0
Ochinko 1b	3	1	1	1	House 1b	3	1	2	0
Landry lf	1	0	0	0	Hauskey ph	1	0	1	0
Mitchell rf	2	1	1	1	Kuhn pr	0	1	0	0
Pontiff rf	1	1	1	0	Eibner cf	4	1	2	2
Helenihni 3b	3	0	0	0	McCann c	3	0	1	0
Hanover ph/3b	2	1	2	3	Cisterna c	1	0	0	0
Nola ss	3	1	1	0	Darr rf	2	1	0	0
McGhee ph	1	0	0	0					
Dozar 1b	0	0	0	0					
TOTALS	42	14	16	12	TOTALS	36	5	9	5

LSU	1	0	3	0	1	1	5	0	3	-	14	16	0
Arkansas	0	0	0	0	0	0	2	0	3	-	5	9	2

E - House.(6); Forrest.(3). DP - Arkansas 2. LOB - LSU 8; Arkansas 6. 2B - Haydel.(4); Dean.(18); Ochinko.(15); Hanover.(9). HR - Schimpf.(21); Dean.(17); Mitchell.(10); Hanover.(5); Leavitt.(2); Eibner.(12). SF - Mahtook.(3).

LSU						ARKANSAS						
IP	H	R	ER	BB	SO	IP	H	R	ER	BB	SO	
Ranaudo	6.0	4	0	0	0	5	Richards	2.0	4	4	2	2
Ross	1.0	3	2	2	1	2	Bolsinger	3.0	1	1	1	4
Byrd	1.0	0	0	0	0	0	Forrest	1.1	3	5	4	1
Ott	0.2	2	3	3	1	2	Wells	0.0	1	1	1	0
Bertuccini	0.1	0	0	0	0	0	Limbocker	0.0	0	0	0	1
							Murphy	1.2	2	0	0	1
							Cox	0.2	4	3	3	0
							Kowalchuk	0.1	1	0	0	0

Win - Ranaudo (11-3). Loss - Richards (6-2). Save - None. WP - Bolsinger.(2); Limbocker.(2); Murphy.(3). Umpires - HP: Joe Burleson 1B: Mark Chapman 2B: Chuck Lyon 3B: Perry Costello Start: 3:38 pm Time: 3:14 Attendance: 19734 Weather: 72, partly sunny, winds E at 7
= Game notes: Start of game delayed 2 hours and 30 minutes due to rain. Richards faced 3 batters in the 3rd. Wells faced 1 batter in the 7th. Limbocker faced 1 batter in the 7th.

LSU 7, Texas 6 (11 innings) - June 22, 2009

ROSENBLATT STADIUM, OMAHA, NEB.

LSU					TEXAS				
AB	R	H	RBI	AB	R	H	RBI		
LeMahieu 2b/ss	4	2	2	3	Torres 3b	5	0	1	0
Schimpf lf/rf	5	1	1	1	Tucker 2b	5	1	1	1
Dean dh	5	1	1	0	Belt 1b	5	0	0	0
Gibbs c	4	1	1	0	Moldenhauer dh	3	2	3	2
Mahtook cf	6	0	2	1	Shepherd ph	0	0	0	0
Mitchell rf	6	0	2	2	Lusson, Ke. ph	1	0	0	0
Ochinko 1b	3	0	1	0	Rupp c	4	0	0	0
Landry pr/lf	0	1	0	0	Keyes rf	4	2	2	1
Helenihni 3b	4	1	0	0	Lusson, Ky. rf	1	0	0	0
Nola ss	3	0	1	0	Loy ss	5	0	1	0
Hanover ph/2b	2	0	0	0	Clark lf	3	0	0	0
					Maitland lf	1	0	0	0
					Rowe cf	4	1	1	1
					TOTALS	41	6	9	5

LSU	1	0	0	0	0	2	1	0	2	0	1	7	11	0
Texas	0	0	0	3	0	2	1	0	0	0	0	6	9	1

E - Rupp, C.(6). DP - Texas 1. LOB - LSU 11; Texas 6. 2B - LeMahieu.(13); Loy, B.(8). 3B - Mitchell.(5). HR - LeMahieu.(5); Schimpf.(22); Tucker, T.(3); Moldenhauer.(2); Keyes, K.(8); Rowe, C.(8). HBP - Maitland, T. SH - LeMahieu.(3); Rowe, C.(8). SB - LeMahieu.(12).

LSU						TEXAS							
IP	H	R	ER	BB	SO	IP	H	R	ER	BB	SO		
Coleman	6.0	9	6	6	0	6	Ruffin	5.2	5	3	3	1	10
Jones	1.0	0	0	0	0	1	Wood	2.2	3	2	2	1	2
Bertuccini	1.0	0	0	0	1	0	Jungmann	0.0	0	1	1	1	0
Ott	3.0	0	0	0	1	3	Dicharry	1.0	2	0	0	3	1
							Workman	1.2	1	1	1	2	2

Win - Ott (4-2). Loss - Workman, B. (3-4). Save - None. WP - Coleman.(3); Dicharry, A.(4). HBP - by Ott (Maitland, T). Umpires - HP: Tony Maners 1B: Perry Costello 2B: Steve Manders 3B: Jeff Henrichs Start: 6:11 pm Time: 4:09 Attendance: 23019
Coleman faced 1 batter in the 7th. Jungmann, T. faced 1 batter in the 9th.

Texas 5, LSU 1 - June 23, 2009

ROSENBLATT STADIUM, OMAHA, NEB.

TEXAS					LSU				
AB	R	H	RBI	AB	R	H	RBI		
Torres 3b	4	1	1	0	LeMahieu 2b	4	0	1	0
Tucker 2b	3	0	1	0	Schimpf 1b	4	0	0	0
Belt 1b	4	0	2	1	Dean dh	3	0	1	0
Moldenhauer dh	4	1	1	1	Gibbs c	4	0	1	0
Rupp c	3	1	2	0	Mahtook cf	4	0	0	0
Keyes rf	5	0	0	0	Mitchell rf	3	1	1	0
Rowe cf	4	1	1	1	Landry lf	4	0	1	0
Clark lf	4	1	3	2	Helenihni 3b	3	0	0	0
Loy ss	4	0	1	0	Nola ss	3	0	0	0
TOTALS	35	5	12	5	TOTALS	32	1	5	0

Texas	1	1	3	0	0	0	0	0	0	-	5
-------	---	---	---	---	---	---	---	---	---	---	---

LSU's NCAA Individual Leaders

BATTING AVERAGE

2012 Raph Rhymes .431

HOME RUNS

 1996 Eddy Furniss 26
 2000 Brad Cresse 30
 2008 Matt Clark 28

RBI

 1993 Todd Walker 102
 1996 Eddy Furniss 103
 2000 Brad Cresse 106

DOUBLES

2000 Brad Hawpe 36

TOTAL BASES

1993 Todd Walker 214

WALKS

1987 Andy Galy 77

SAVES

1991 Rick Greene 14

LSU's NCAA Team Leaders

HITS

 1990 LSU 807
 2015 LSU 762

RUNS SCORED

1993 LSU 603

HOME RUNS

 1996 LSU 131
 1997 LSU # 188
 1998 LSU 157

WINNING PCT.

2013 LSU 57-11 (.838)

SHUTOUTS PITCHED

2014 LSU 17

LSU's SEC Individual Leaders

BATTING AVERAGE

 2011 Mikie Mahtook .383
 2012 Raph Rhymes .431

HOME RUNS

 1964 Bob Stewart 7
 1987 Albert Belle 21
 1988 Craig Cala 15
 1991 Gary Hymel 25
 1993 Todd Walker 22
 1996 Eddy Furniss 26
 1997 Brandon Larson *40
 1998 Brad Cresse 29
 2000 Brad Cresse 30
 2006 Quinn Stewart 23
 2008 Matt Clark 28
 2013 Mason Katz 16

RBI

 1987 Craig Faulkner 69
 1988 Craig Cala 75
 1989 Wes Grisham 85
 1991 Gary Hymel 79
 1992 Todd Walker 76
 1993 Todd Walker 102
 1996 Eddy Furniss 106
 1997 Brandon Larson *118
 1998 Brad Cresse 90
 2000 Brad Cresse 106
 2001 Todd Linden 76
 2013 Mason Katz 70

TRIPLES

 1981 Chip Moses 5
 1983 Mark Howie 7
 1989 Wes Grisham 6
 1990 Rich Cordani 6
 1995 Mike Klostermeyer 6
 2008 Ryan Schimpf 7
 2013 Alex Bregman 7

DOUBLES

 1986 Jeff Yurtin 24
 1994 Russ Johnson 26
 2000 Brad Hawpe 36
 2003 Aaron Hill 27

STOLEN BASES

 1972 Mike Sonderegger 19
 1975 Larry Wright 25
 1987 Rob Hartwig 42
 2011 Mikie Mahtook 29
 2015 Alex Bregman 38
 2016 Jake Fraley 28

HITS

 1961 John Bailey 32
 1989 Wes Grisham 106
 1990 Wes Grisham 100
 1992 Todd Walker 100

 1993 Todd Walker 109
 1997 Brandon Larson 110
 2009 DJ LeMahieu 96
 2012 Raph Rhymes 100

RUNS SCORED

 1991 Lyle Mouton 78
 1992 Todd Walker 72
 1993 Todd Walker 85
 1994 Todd Walker 77
 1996 Nathan Dunn 95
 2000 Mike Fontenot 93
 2003 Aaron Hill 68
 2012 Mason Katz 65

PITCHING WINS

 1961 Allen Smith 10
 1972 Randy Wiles 8
 1975 Pat Moock 10
 1976 Paul Stefan 10
 1986 Stan Loewer 14
 1989 Curtis Leskanic 15
 1990 Paul Byrd 17
 1991 Chad Ogea 14
 1992 Lloyd Peever 14
 1996 Eddie Yarnall 11
 1999 Kurt Ainsworth 13
 2001 Lane Mestepey 11
 2008 Jared Bradford 10
 2009 Louis Coleman 14
 2012 Kevin Gausman 12

ERA

 1961 Allen Smith 1.34
 1966 Bruce Baudier 0.88
 1970 Rick Farizo * 0.21
 1980 Don Schneider 1.38
 1986 Barry Manuel 2.37
 1993 Brett Laxton 1.98
 2002 Lane Mestepey 2.59
 2009 Louis Coleman 2.93
 2014 Aaron Nola 1.47

STRIKEOUTS PITCHED

 1972 Randy Wiles 116
 1975 Paul Stefan 73
 1976 Paul Stefan 83
 1983 Cal Santarelli 91
 1986 Mark Guthrie 122
 1988 Russ Springer 156
 1989 Ben McDonald * 202
 1991 Chad Ogea 140
 1995 Scott Schultz 150
 1999 Kurt Ainsworth 157
 2009 Anthony Ranaudo 159
 2012 Kevin Gausman 135
 2013 Aaron Nola 122
 2014 Aaron Nola 134

LSU's SEC Team Leaders

BATTING AVERAGE

 1990 LSU .325
 1996 LSU .318
 2000 LSU .340
 2001 LSU .318
 2004 LSU .333
 2015 LSU .314

HOME RUNS

 1993 LSU 85
 1995 LSU 81
 1996 LSU 131
 1997 LSU #188
 1998 LSU 157
 2003 LSU 85

RBI

 1987 LSU 434
 1990 LSU 515
 1991 LSU 488
 1993 LSU 527
 1995 LSU 457
 1996 LSU 583
 1997 LSU * 632
 2000 LSU 598
 2001 LSU 514
 2003 LSU 477
 2004 LSU 473
 2008 LSU 488
 2009 LSU 532
 2012 LSU 368

TRIPLES

 1987 LSU 18
 1988 LSU 19
 1989 LSU 26
 1990 LSU 27
 1993 LSU 37
 2008 LSU 28
 2009 LSU 19
 2010 LSU 24

DOUBLES

 1990 LSU 156
 1991 LSU 138
 1993 LSU 152
 2000 LSU *194
 2003 LSU 147
 2009 LSU 142
 2013 LSU 128

STOLEN BASES

 1987 LSU 156
 2009 LSU 114
 2015 LSU 130

HITS

 1986 LSU 696
 1990 LSU 807
 1993 LSU 737
 2000 LSU 864

 2001 LSU 754
 2003 LSU 777
 2004 LSU 791
 2009 LSU 783
 2013 LSU 722
 2015 LSU 762

RUNS SCORED

 1986 LSU 542
 1987 LSU 509
 1990 LSU 587
 1991 LSU 547
 1993 LSU 603
 1996 LSU 648
 2000 LSU 652
 2001 LSU 574
 2003 LSU 524
 2004 LSU 515
 2008 LSU 538
 2009 LSU 575
 2012 LSU 397

SLUGGING PERCENTAGE

 1990 LSU .486
 1993 LSU .511
 1995 LSU .491
 1996 LSU .558
 2000 LSU .542
 2001 LSU .508
 2004 LSU .506

ERA

 1987 LSU 3.07
 1989 LSU 3.50
 1996 LSU 3.38
 1998 LSU 4.38
 2002 LSU 3.42
 2009 LSU 4.01

STRIKEOUTS PITCHED

 1985 LSU 442
 1987 LSU 552
 1988 LSU 519
 1989 LSU 621
 1990 LSU 555
 1991 LSU 626
 1996 LSU 633
 1997 LSU 681
 1998 LSU 646
 2000 LSU 574
 2003 LSU 515
 2009 LSU 679
 2012 LSU 573

FIELDING PERCENTAGE

 1995 LSU .970
 2009 LSU .974
 2012 LSU .980
 2013 LSU .980

* - SEC Record | # - NCAA Record

Bold Type Indicates SEC Records

HITS

Season

1.	110	Brandon Larson (289 AB) 1997
2.	109	Todd Walker (276 AB) 1993
3.	106	Wes Grisham (291 AB) 1989
	106	Brad Cresse (273 AB) 2000
	106	J.C. Holt (270 AB) 2004
6.	104	Brad Hawpe (287 AB) 2000
	104	Alex Bregman (282 AB) 2013
8.	103	Mike Fontenot (292 AB) 2000
9.	102	Sean Barker (267 AB) 2002
10.	101	Todd Walker (257 AB) 1994
11.	100	Wes Grisham (278 AB) 1990
		Todd Walker (250 AB) 1992
		Ryan Patterson (293 AB) 2004
		Raph Rhymes (232 AB) 2012

Career

1.	352	Eddy Furniss (948 AB) 1995-98
2.	332	Blake Dean (989 AB) 2007-10
3.	327	Jason Williams (1019 AB) 1993-96
4.	310	Todd Walker (783 AB) 1992-94
5.	307	Blair Barbier (1000 AB) 1997-2000
6.	284	Ryan Patterson (805 AB) 2003-05
7.	279	Blake Gill (883 AB) 2002-05
8.	278	Tookie Johnson (900 AB) 1988-91
9.	273	Brad Cresse (842 AB) 1997-2000
10.	272	Tyler Hanover (873 AB) 2009-12

RUNS

Season

1.	95	Nathan Dunn (257 AB) 1996
2.	93	Mike Fontenot (292 AB) 2000
3.	85	Todd Walker (276 AB) 1993
		Eddy Furniss (236 AB) 1998
5.	83	Russ Johnson (259 AB) 1993
6.	82	Brandon Larson (289 AB) 1997
		Blair Barbier (252 AB) 1997
8.	79	Jason Williams (268 AB) 1996
9.	78	Lyle Mouton (248 AB) 1991
10.	77	Todd Walker (257 AB) 1994
		Eddy Furniss (259 AB) 1997

Career

1.	270	Jason Williams (1019 AB) 1993-96
2.	261	Eddy Furniss (948 AB) 1995-98
3.	260	Blair Barbier (1000 AB) 1997-2000
4.	234	Todd Walker (783 AB) 1992-94
5.	223	Blake Dean (989 AB) 2007-10
6.	216	Russ Johnson (733 AB) 1992-94
7.	211	Tookie Johnson (900 AB) 1988-91
8.	206	Armando Rios (568 AB) 1991-93
9.	205	Brad Cresse (842 AB) 1997-2000
10.	203	Ryan Patterson (805 AB) 2003-05

RUNS BATTED IN

Season

1.	118	Brandon Larson (289 AB) 1997
2.	106	Brad Cresse (273 AB) 2000
3.	103	Eddy Furniss (238 AB) 1996
4.	102	Todd Walker (276 AB) 1993
5.	90	Brad Cresse (232 AB) 1998
6.	85	Wes Grisham (291 AB) 1989
7.	84	Trey McClure (240 AB) 1998
	84	Brad Hawpe (287 AB) 2000
9.	82	Jeff Leamount (257 AB) 1999
10.	81	Nathan Dunn (257 AB) 1996

Career

1.	308	Eddy Furniss (948 AB) 1995-98
2.	260	Blake Dean (989 AB) 2007-10
3.	257	Brad Cresse (842 AB) 1997-2000
4.	246	Todd Walker (783 AB) 1992-94
5.	202	Trey McClure (778 AB) 1996-99
6.	199	Blair Barbier (1000 AB) 1997-2000

7.	185	Clay Harris (771 AB) 2002-05
8.	182	Chad Cooley (824 AB) 1993-96
9.	181	Russ Johnson (733 AB) 1992-94
10.	180	Mason Katz (718 AB) 2010-13

BATTING AVERAGE

(Min. 2 at bats per team game)

Season

1.	.431	Raph Rhymes (100-for-232) 2012
2.	.410	Russ Johnson (96-for-234) 1994
3.	.403	Eddy Furniss (95-for-236) 1998
4.	.400	Todd Walker (100-for-250) 1992
5.	.395	Todd Walker (109-for-276) 1993
		Mike Nunnally (32-for-81) 1971
7.	.393	Todd Walker (101-for-257) 1994
		J.C. Holt (106-for-270) 2004
9.	.390	Gene Murphy (23-for-59) 1951
10.	.388	Al White (38-for-98) 1958
		Brad Cresse (106-for-273) 2000
		Micah Gibbs (95-for-245) 2010

Career

1.	.396	Todd Walker (310-for-783) 1992-94
2.	.373	Raph Rhymes (261-for-700) 2011-13
3.	.372	Sean Barker (129-for-347) 2001-02
4.	.371	Eddy Furniss (352-for-948) 1995-98
5.	.367	Russ Johnson (269-for-733) 1992-94
6.	.362	Wes Grisham (206-for-569) 1989-90
7.	.353	Mark Cooper (101-for-286) 1983-84
		Lyle Mouton (149-for-422) 1990-91
		Ryan Patterson (284-for-805) 2003-05
10.	.351	Brad Hawpe (142-for-404) 1999-00
11.	.350	Jeff Yurtin (138-for-394) 1985-86
		J.C. Holt (240-for-686) 2002-04

DOUBLES

Season

1.	36	Brad Hawpe (287 AB) 2000
2.	27	Eddy Furniss (236 AB) 1998
		Aaron Hill (265 AB) 2003
4.	26	Russ Johnson (234 AB) 1994
		Wes Grisham (291 AB) 1989
6.	25	Eddy Furniss (259 AB) 1997
		Bryan Moore (241 AB) 2001
8.	24	Chad Cooley (260 AB) 1995
		Jeff Yurtin (216 AB) 1986
10.	23	Craig Cala (264 AB) 1989
		Wes Grisham (278 AB) 1990
		Keith Osik (268 AB) 1990
		Rich Cordani (273 AB) 1990
		Johnny Tellechea (262 AB) 1991
		Todd Walker (257 AB) 1994
		Blair Barbier (252 AB) 1997
		Ryan Patterson (293 AB) 2004
		Nick Stavinoha (257 AB) 2005
		Ryan Patterson (249 AB) 2005

Career

1.	87	Eddy Furniss (948 AB) 1995-1998
2.	66	Ryan Patterson (805 AB) 2003-05
3.	63	Blake Dean (989 AB) 2007-10
4.	62	Blair Barbier (1000 AB) 1997-2000
5.	61	Todd Walker (783 AB) 1992-94
6.	60	Russ Johnson (733 AB) 1992-94
		Chad Cooley (824 AB) 1993-96
8.	59	Jason Williams (1019 AB) 1993-96
9.	56	Alex Bregman (786 AB) 2013-15
10.	52	Clay Harris (771 AB) 2002-05
	52	Mason Katz (718 AB) 2010-13

TRIPLES

Season

1.	11	Todd Walker (276 AB) 1993
2.	8	Roger Sigler (59 AB) 1954
3.	7	Mark Howie (162 AB) 1983
		Ryan Schimpf (250 AB) 2008
		Alex Bregman (282 AB) 2013
5.	6	John Morse (189 AB) 1983



Infielder Tookie Johnson (1988-91)

Manny Mantrana (172 AB) 1984
Wes Grisham (291 AB) 1989
Rich Cordani (273 AB) 1990
Mike Neal (213 AB) 1993
Mike Klostermeyer (235 AB) 1995
J.C. Holt (192 AB) 2002
Leon Landry (240 AB) 2010
Jake Fraley (267 AB) 2016

Career

1.	15	Todd Walker (783 AB) 1992-94
2.	12	Mikie Mahtook (631 AB) 2009-11
		Jake Fraley (613 AB) 2014-16
4.	11	Tony Toups (372 AB) 1973-76
		John Morse (369 AB) 1982-83
		Mark Howie (419 AB) 1982-84
		Albert Belle (585 AB) 1985-87
		J.C. Holt (686 AB) 2002-04
		Leon Landry (624 AB) 2008-10
10.	10	Mike Saab (518 AB) 1980-83
		Wes Grisham (569 AB) 1989-90
		Russ Johnson (733 AB) 1992-94
		Blake Gill (883 AB) 2002-05
		Bruce Sprowl (612 AB) 2003-06
		Ryan Schimpf (619 AB) 2007-09
		Alex Bregman (786 AB) 2013-15
		Andrew Stevenson (569 AB) 2013-15

HOME RUNS

Season

1.	40	Brandon Larson (289 AB) 1997
2.	30	Brad Cresse (273 AB) 2000
3.	29	Brad Cresse (232 AB) 1998
4.	28	Eddy Furniss (236 AB) 1998
		Matt Clark (227 AB) 2008
6.	27	Trey McClure (240 AB) 1998
7.	26	Eddy Furniss (238 AB) 1996
8.	25	Gary Hymel (245 AB) 1991
9.	23	Quinn Stewart (223 AB) 2006
10.	22	Todd Walker (276 AB) 1993
		Justin Bowles (232 AB) 1996
		Mike Koerner (273 AB) 1997
		Ryan Schimpf (262 AB) 2009

Career

1.	80	Eddy Furniss (948 AB) 1995-98
2.	78	Brad Cresse (842 AB) 1997-2000
3.	59	Trey McClure (778 AB) 1996-99
4.	56	Blake Dean (989 AB) 2007-10
5.	52	Todd Walker (783 AB) 1992-94
6.	50	Ryan Patterson (805 AB) 2003-05
7.	49	Albert Belle (585 AB) 1985-87
8.	46	Blair Barbier (1000 AB) 1997-2000
9.	40	Mike Koerner (671 AB) 1995-97
		Brandon Larson (289 AB) 1997

TOTAL BASES

Season

1. 250	Brandon Larson (289 AB) 1997
2. 217	Brad Cresse (273 AB) 2000
3. 214	Todd Walker (276 AB) 1993
4. 212	Eddy Furniss (236 AB) 1998
5. 201	Wes Grisham (291 AB) 1989
6. 190	Eddy Furniss (238 AB) 1996
7. 184	Mike Koerner (273 AB) 1997
8. 182	Nathan Dunn (257 AB) 1996
9. 181	Russ Johnson (234 AB) 1994
10. 180	Todd Walker (257 AB) 1994

Career

1. 689	Eddy Furniss (948 AB) 1995-98
2. 575	Blake Dean (989 AB) 2007-10
3. 557	Todd Walker (783 AB) 1992-94
4. 556	Brad Cresse (842 AB) 1997-2000
5. 517	Blair Barbier (1000 AB) 1997-2000
6. 510	Ryan Patterson (805 AB) 2003-05
7. 470	Jason Williams (1019 AB) 1993-96
8. 461	Trey McClure (778 AB) 1996-99
9. 445	Russ Johnson (733 AB) 1992-94
10. 419	Chad Cooley (824 AB) 1993-96

STOLEN BASES

Season

1. 42	Rob Hartwig (67 games) 1987
2. 38	Alex Bregman (66 games) 2015
3. 36	Jared Mitchell (67 games) 2009
4. 34	Jeff Reboulet (56 games) 1985
5. 33	Ron Lim (66 games) 1989
6. 31	Rob Hartwig (54 games) 1986
7. 29	Mikie Mahtook (56 games) 2011
8. 28	Josh Dalton (67 games) 1998
28	Jake Fraley (66 games) 2016
10. 26	Russ Johnson (66 games) 1994
26	Andrew Stevenson (62 games) 2015

Career

1. 73	Rob Hartwig (121 games) 1986-87
2. 70	Jared Mitchell (174 games) 2007-09
3. 67	Larry Wright (174 games) 1975-78
4. 66	Alex Bregman (196 games) 2013-15
5. 61	Russ Johnson (200 games) 1992-94
6. 60	Mikie Mahtook (180 games) 2009-11
7. 59	Jake Fraley (173 games) 2014-16
8. 58	Jeff Reboulet (125 games) 1985-86
9. 57	Ron Lim (132 games) 1989-90
10. 53	Chad Cooley (235 games) 1993-96

WALKS RECEIVED

Season

1. 77	Andy Galy (221 AB) 1987
2. 72	Eddy Furniss (236 AB) 1998
3. 67	Russ Johnson (234 AB) 1994
	Russ Johnson (259 AB) 1993
5. 64	Armando Rios (235 AB) 1993
6. 62	Mike Bianco (249 AB) 1989
7. 60	Craig Cala (264 AB) 1989
8. 58	Eddy Furniss (259 AB) 1997
9. 57	Trey McClure (229 AB) 1999
	Ryan Theriot (275 AB) 2000
	Jared Mitchell (226 AB) 2009

Career

1. 191	Eddy Furniss (948 AB) 1995-98
2. 164	Jason Williams (1019 AB) 1993-96
3. 163	Russ Johnson (733 AB) 1992-94
	Trey McClure (778 AB) 1996-99
5. 157	Blair Barbier (1000 AB) 1997-2000
	Ryan Theriot (783 AB) 1999-2001
7. 148	Blake Dean (989 AB) 2007-10
8. 145	Andy Galy (491 AB) 1985-88
9. 144	Steve Bollman (554 AB) 1975-79
10. 143	Armando Rios (568 AB) 1991-93

PITCHING VICTORIES

Season

1. 17	Paul Byrd (29 App) 1990
2. 15	Curtis Leskanic (29 App) 1989
	Brian Tallet (25 App) 2000
4. 14	Louis Coleman (25 App) 2009
	Patrick Coogan (25 App) 1997
	Lloyd Peever (17 App) 1992
	Ben McDonald (26 App) 1989
	Stan Loewer (28 App) 1986
	Chad Ogea (23 App) 1990
	Chad Ogea (25 App) 1991

Career

1. 38	Scott Schultz (1992-95)
2. 36	Lane Mestepey (2001-05)
3. 33	Stan Loewer (1984-87)
4. 31	Paul Byrd (1989-91)
5. 30	Pat Mook (1972-75)
	Chad Ogea (1989-91)
	Mike Sirotko (1990-93)
	Aaron Nola (2012-14)
9. 29	Ben McDonald (1987-89)
	Louis Coleman (2006-09)

EARNED RUN AVERAGE

Season

1. 0.21	Rick Farizo (1 ER, 41.2 IP) 1970
2. 0.49	Hunter Newman (2 ER, 36.2 IP) 2015
3. 1.10	Bruce Baudier (6 ER, 49 IP) 1966
4. 1.16	Chris Cotton (6 ER, 46.2 IP) 2013
5. 1.33	Tom Barfield (4 ER, 27 IP) 1954
6. 1.34	Mike Tullier (9 ER, 60.1 IP) 1968
7. 1.35	Allen Smith (12 ER, 80 IP) 1961
8. 1.38	Don Schneider (8 ER, 52.1 IP) 1980
9. 1.44	Rick Farizo (8 ER, 50 IP) 1968
10. 1.47	Aaron Nola (19 ER, 116.1 IP) 2014

Career

1. 1.70	Bruce Baudier (23 ER, 121.1 IP) 1966-67
2. 1.82	Allen Smith (48 ER, 237.1 IP) 1960-62
3. 2.05	Dick Hicks (30 ER, 131.2 IP) 1967-68
4. 2.09	Rick Farizo (27 ER, 116.1 IP) 1968-71
	2.09 Aaron Nola (77 ER, 332 IP) 2012-14
6. 2.17	Paul Stefan (87 ER, 277.1 IP) 1975-77
7. 2.26	Chris Cotton (32 ER, 127.1 IP) 2010-13
8. 2.36	Steve George (41 ER, 156.1 IP) 1962-64
9. 2.41	Randy Wiles (77 ER, 287 IP) 1970-73
10. 2.47	Fred Southerland (38 ER, 138.2 IP) 1960-62

STRIKEOUTS

Season

1. 202	Ben McDonald (152.1 IP) 1989
2. 159	Anthony Ranaudo (124.1 IP) 2009
3. 158	Doug Thompson (124.1 IP) 1997
4. 157	Kurt Ainsworth (130.1 IP) 1999
5. 156	Eddie Yarnall (124.2 IP) 1996
	Russell Springer (119 IP) 1988
7. 150	Scott Schultz (117 IP) 1995
8. 144	Patrick Coogan (125 IP) 1997
	Ben McDonald (118.2 IP) 1988
10. 142	Louis Coleman (129 IP) 2009

Career

1. 409	Scott Schultz (398 IP) 1992-95
2. 373	Ben McDonald (308.2 IP) 1987-89
3. 345	Aaron Nola (332 IP) 2012-14
4. 326	Mike Sirotko (372 IP) 1990-93
5. 319	Paul Byrd (333.2 IP) 1989-91
6. 317	Stan Loewer (344 IP) 1984-87
7. 313	Mark Guthrie (319.1 IP) 1984-87
	Russell Springer (252 IP) 1987-89
9. 310	Randy Wiles (287 IP) 1970-73
10. 303	Louis Coleman (311.2 IP) 2006-09



Pitcher Lane Mestepey (2001-05)

STRIKEOUTS PER NINE INNINGS

Season

1. 14.33	Russell Springer (68 SO, 42.2 IP) 1987
2. 13.05	Eddie Yarnall (87 SO, 60 IP) 1995
3. 12.41	Nick Rumbelow (34 SO, 24.2 IP) 2012
4. 12.34	Matty Ott (69 SO, 50.1 IP) 2009
5. 12.18	Randy Keisler (135 SO, 99.2 IP) 1998
6. 12.03	Nick Goody (45 SO, 33.2 IP) 2012
7. 11.91	Ben McDonald (202 SO, 152.2 IP) 1989
8. 11.80	Russell Springer (156 SO, 119 IP) 1988
9. 11.66	Billy Sadler (57 SO, 44 IP) 2003
10. 11.54	Scott Schultz (150 SO, 117 IP) 1995

Career

1. 11.88	Eddie Yarnall (260 SO, 197 IP) 1994-96
2. 11.18	Russell Springer (313 SO, 252 IP) 1987-89
3. 11.13	Kurt Ainsworth (171 SO, 138.1 IP) 1998-99
4. 11.00	Barry Manuel (165 SO, 135 IP) 1985-87
5. 10.87	Ben McDonald (373 SO, 308.2 IP) 1987-89
6. 10.82	Anthony Ranaudo (226 SO, 188 IP) 2008-10
7. 10.64	Patrick Coogan (266 SO, 225 IP) 1995-97
8. 10.35	Doug Thompson (282 SO, 245.1 IP) 1997-98
9. 10.17	Matty Ott (136 SO, 120.1 IP) 2009-11
10. 10.07	Jake Tompkins (171 SO, 152.2 IP) 2002-03

Bold Type
Indicates SEC Records

Year-by-Year Statistical Leaders **Bold Type Indicates SEC Leaders**

RUNS

YEAR	NAME, POS.	RUNS
1948	Buddy Coleman, lf	19
1949	Bob Meador, of	14
1950	Sinclair Kouns, 1b	11
1951	Billy Hanna, ss	14
1952	Al Doggett, lf	17
	Jerry Marchand, c	17
1953	Irvin DeLatte, lf	18
1954	Paul Zinser, 3b	15
1955	Tommy Virgets, 2b	17
	Darryl Whitty, cf-3b	17
1956	Don Hover, of	15
1957	Al White, 2b	11
1958	Al White, 2b	28
1959	Ronnie Johnston, cf	33
1960	George Nattin, lf	20
1961	John Bailey, cf	21
1962	Tommy Demont, 3b	17
1963	Gene Achord, cf	23
1964	Pat Screen, lf	16
1965	Sterling Abernathy, cf	8
1966	Lyndon Morris, 1b-2b	12
1967	Steve Ogin, 1b-lf-p	19
1968	Ron Hunt, ss	17
1969	Craig Burns, cf	13
1970	Mike Mook, 2b	22
1971	Mike Sonderegger, lf	23
1972	Mike Miley, ss	27
1973	Mike Miley, ss	22
1974	Mike Miley, ss	19
1975	Steve Frank, 1b	41
1976	Larry Wright, cf	27
	Tony Toups, ss	27
	Steve Bollman, 2b	27
1977	Steve Bollman, 2b	24
1978	Larry Wright, cf	23
1979	Bobby Mariano, 3b	39
1980	Chip Moses, ss	29
1981	Jeff Harrell, lf-1b	48
1982	Ken Mulshenock, dh	41
1983	John Morse, lf	38
	Mike Saab, rf	38
1984	Tim Schneider, 3b	43
1985	Jeff Reboulet, ss	58
1986	Jeff Reboulet, ss	63
	Albert Belle, of	63
	Jim Bowie, 1b	63
1987	Jack Voigt, of	63
1988	Andy Galy, 2b	58
1989	Craig Cala, rf	71
1990	Tim Clark, rf	70
1991	Lyle Mouton, rf	78
1992	Todd Walker, 2b	72
1993	Todd Walker, 2b	85
1994	Todd Walker, 2b	77
1995	Warren Morris, 2b	70
1996	Nathan Dunn, 3b	95
1997	Brandon Larson, ss	82
	Eddy Furniss, 1b	82
1998	Eddy Furniss, 1b	85
1999	Blair Barber, 2b	66
2000	Mike Fontenot, 2b	93
2001	Ryan Theriot, ss	67
2002	Matt Heath, lf	57
2003	Aaron Hill, ss	68
2004	J.C. Holt, cf	71
2005	Ryan Patterson, lf	74
2006	Quinn Stewart, rf	50
2007	Jared Mitchell, cf	41
2008	Blake Dean, of/dh	62
2009	Ryan Schimpf, inf/of	73
2010	Mikie Mahtook, of	68
2011	Mikie Mahtook, of	61
2012	Mason Katz, 1b/of	65
2013	Alex Bregman, ss	59
2014	Sean McMullen, of	44
2015	Alex Bregman, ss	59
2016	Jake Fraley, of	61
	Kramer Robertson, ss	61

HITS

YEAR	NAME, POS.	HITS
1948	Bill Michaelis, lf	30
1949	Lee Hedges, ss-of	20
1950	Luther Payer, 3b	20
1951	Billy Hanna, ss	24
1952	Al Doggett, lf	22
1953	Jerry Marchand, c	26
1954	Roger Sigler, p-lf	21
1955	Roger Sigler, p-of	24
1956	Ralph Richoux, c	23
1957	Redfield Bryan, ss	17
1958	Al White, 2b	38
1959	Andy Bourgeois, 3b	35
1960	Frank Naff, 1b	29
1961	John Bailey, cf	32

1962	Bobby Theriot, rf	30
1963	Bobby Cotten, rf	30
1964	Bob Stewart, 1b	26
	Joe Mook, 3b	26
1965	Harry Morel, 3b	22
1966	Bob Leake, ss-3b	22
	Jack Achord, 2b	22
1967	Tom Giles, c	28
1968	Ron Hunt, ss	34
1969	Phil Lewis, 3b	30
1970	Mike Mook, 2b	40
1971	Craig Burns, cf	42
1972	Mike Miley, ss	40
1973	Gerald Keigley, 3b	27
	Mike Miley, ss	27
1974	Randy Aldridge, lf	32
1975	Steve Frank, 1b	62
1976	Larry Wright, cf	47
1977	Kenny Klug, 3b	38
1978	Tim Wadsworth, c-1b-dh	38
1979	Duane Dewey, c	64
1980	Chip Moses, ss	46
	Tony Loner, c	46
1981	Chip Moses, 2b	70
1982	Ken Mulshenock, dh	37
	Chris Brandt, ss	37
1983	John Morse, lf	67
1984	Tim Sossamon, rf	58
1985	Marty Lanoux, 3b	76
1986	Jim Bowie, 1b	88
1987	Craig Faulkner, c	82
1988	Rich Vasquez, cf	68
1989	Wes Grisham, dh	106
1990	Wes Grisham, lf	100
1991	Lyle Mouton, rf	88
1992	Todd Walker, 2b	100
1993	Todd Walker, 2b	109
1994	Todd Walker, 2b	109
1995	Warren Morris, 2b	93
1996	Nathan Dunn, 3b	92
1997	Brandon Larson, ss	110
1998	Eddy Furniss, 1b	95
1999	Jeff Leaumont, 1b	88
2000	Brad Cresce, c	106
2001	Ryan Theriot, ss	94
2002	Sean Barker, rf	102
2003	Aaron Hill, ss	95
2004	J.C. Holt, cf	106
2005	Nick Stavino, hf	95
2006	J.T. Wise, 2b	66
2007	Blake Dean, of	65
2008	Blake Dean, of/dh	95
2009	DJ LeMahieu, inf	96
2010	Micah Gibbs, c	95
2011	Raph Rhyms, dh	77
2012	Raph Rhyms, lf	100
2013	Alex Bregman, ss	104
2014	Alex Bregman, ss	77
2015	Chris China, 1b	88
2016	Antoine Duplantis	89

DOUBLES

YEAR	NAME, POS.	DOUBLES
1948	Gene Murphy, c	2
	Jim Lindsey, 1b	2
1949	Lee Hedges, ss-of	2
1950	Bob Meador, of	2
1951	Gene Murphy, c	7
1952	Al Doggett, lf	3
1953	Al Doggett, of	4
1954	Irv Delatte, 1b	4
1955	Irv Delatte, 1b	4
1956	Don Hover, of	4
1957	Al White, 2b	4
1958	Ronnie Johnston, cf	5
1959	Ronnie Johnston, cf	6
1960	Billy Barfield, cf	7
1961	Hadley Smith, lf	5
1962	Bobby Theriot, rf	5
1963	Gene Achord, cf	6
	Bobby Cotten, rf	6
	Harry Morel, 3b	5
1965	six players	2
1966	Lyndon Morris, lf-2b	6
1967	Steve Ogin, 1b-lf-p	9
1968	Bob Leake, rf	8
1969	Tom Giles, c	6
1970	Bill Bright, rf	7
1971	Craig Burns, cf	7
	Mike Sonderegger, lf	7
1972	Gerald Keigley, ss	9
1973	Steve Frank, of-1b	7
1974	Mike Miley, ss	6
1975	Wally McMakin, 3b	10
1976	Larry Wright, cf	10
	Tony Toups, ss	10
1977	Larry Wright, cf	7

Kevin Neromi, rf	7	
1978	Tim Wadsworth, c-1b-dh	8
1979	Pete Almaguer, 2b	14
1980	Tommy Loner, c	12
1981	Andy Petrone, 3b	12
1982	Chris Brant, ss	13
	Tony Loner, c	12
1983	John Morse, lf	14
1984	Tim Schneider, 3b	17
1985	Tim Sossamon, rf	15
1986	Jeff Yurtin, 3b	24
	Craig Faulkner, c	19
1988	Craig Cala, rf	14
	Adam Terris, 1b	14
1989	Wes Grisham, dh	26
1990	Rich Cordani, 3b	23
	Keith Osik, c	23
1991	Johnny Tellechea, 1b	23
1992	Todd Walker, 2b	21
1993	Harry Berrios, of	22
1994	Russ Johnson, ss	26
1995	Chad Cooley, lf	24
1996	Eddy Furniss, 1b	21
1997	Eddy Furniss, 1b	25
1998	Eddy Furniss, 1b	27
1999	Jeremy Witten, of	18
2000	Brad Hawpe, 1b	36 *
2001	Bryan Moore, 1b	25
2002	Wally Pontiff, 2b	20
2003	Aaron Hill, ss	27
2004	Ryan Patterson, lf	23
2005	Nick Stavino, hf	23
	Ryan Patterson, lf	23
2006	Will Harris, 3b	18
2007	Blake Dean, of	12
2008	Blake Dean, of/dh	18
	Ryan Schimpf, 2b	18
2009	Ryan Schimpf, inf/of	19
2010	Mikie Mahtook, of	19
2011	Mason Katz, of	21
2012	Austin Nola, ss	16
2013	Alex Bregman, ss	18
	Sean McMullen, dh	18
2014	Sean McMullen, of	18
2015	Alex Bregman, ss	22
2016	Kramer Robertson, ss	20

* - also NCAA leader

TRIPLES

YEAR	NAME, POS.	TRIPLES
1948	NA	
1949	Bob Meador, of	2
	Jim Lindsey, 1b	2
1950	NA	
1951	Bob Meador, lf	3
1952	Jim Barton, cf	4
1953	Jerry Marchand, c-of	5
1954	Roger Sigler, p-lf	8
1955	Leonard Drude, p-rf	2
	John Pettis, c	2
1956	Dan Stoval, lf-if	2
	Ralph Richoux, c	2
1957	Ralph Richoux, c	2
	Ronnie Johnston, 1b	2
1958	Bob Loftin, p-of	5
1959	Frank Naff, rf	3
1960	Crany Guglielmo, rf	3
1961	John Bailey, cf	3
1962	Lynn Amedee, p-lf	2
1963	Tommy Demont, 3b	2
	Harry Morel, 3b	1
	Bobby Cotten, rf	1
	Gene Achord, cf	1
	Don Chatelain, lf	1
1964	Bobby Morel, 3b	1
	Bill Tripplett, rf	1
1965	Harry Morel, 3b	3
	Billy Ezell, lf	3
1966	Six Players	3
1967	Tom Giles, c	3
1968	Tom Henner, 1b	1
	Don Barteet, cf	1
1969	Mike Mook, 2b	3
1970	Bill Bright, rf	5
1971	Steve Collins, 1b	3
1972	Mike Sonderegger, lf	3
1973	Mike Miley, ss	2
	Robert Woodward, of-p	2
1974	Randy Aldridge, lf	4
	Steve Spitz, 2b	4
	Mike Miley, ss	4
1975	Wally McMakin, 3b	4
	Tony Toups, ss	4
1976	Tony Toups, ss	4

1977	Four Players	1
1978	Five Players	1
1979	Jeff Harrell	5
1980	Mike Saab, rf	4
1981	Chip Moses, 2b	5
1982	John Morse, lf	5
1983	Mark Howie, ss	7
1984	Manny Mantrana, 2b	6
1985	Tim Sossamon, rf	3
	Albert Belle, cf	3
1986	Jeff Yurtin, 3b	5
	Albert Belle, of	5
1987	Albert Belle, of	3
	Rich Vasquez, 3b	3
	Jack Voigt, of	3
1988	Craig Cala, rf	3
	Tookie Johnson, 3b	3
1989	Wes Grisham, dh	6
1990	Rich Cordani, 3b	6
1991	Andy Sheets, ss	4
1992	Three players	3
1993	Todd Walker, 2b	11
1994	Russ Johnson, ss	4
1995	Mike Klostermeyer, 1b	6
1996	Nathan Dunn, 3b	4
1997	Trey McClure, 3b	3
1998	Eddy Furniss, 1b	3
1999	Jeff Leaumont, 1b	3
	Jeremy Witten, of	3
	Ryan Theriot, 2b	3
2000	Mike Fontenot, 2b	3
	Ryan Theriot, ss	3
	Ray Wright, rf	3
2001	Ryan Theriot, ss	3
2002	J.C. Holt, 2b	6
2003	Ivan Naccarata, 3b	5
2004	Blake Gill, ss	4
2005	Ryan Patterson, lf	2
	Derek Hebert, ss	2
	Bruce Sprowl, cf	2
2006	Bruce Sprowl, lf	5
2007	Blake Dean, of	3
	J.T. Wise, inf	3
2008	Ryan Schimpf, 2b	7
2009	Jared Mitchell, of	5
2010	Leon Landry, of	6
2011	Mikie Mahtook, of	5
2012	Arby Fields, of	4
2013	Alex Bregman, ss	7
2014	Andrew Stevenson, of	5
2015	Jake Fraley, of	5
	Andrew Stevenson, of	5
2016	Jake Fraley, of	6

HOME RUNS

YEAR	NAME, POS.	HR
1948	NA	
1949	Lee Hedges, ss-of	1
	Bill Michaelis, 3b	1
1950	NA	
1951	Bob Meador, lf	1
	Jim Lindsey, 1b	1
	Jim Barton, 1b	1
1952	Al Doggett, lf	2
	Jim Barton, cf	2
1953	Tommy Howard, 3b	3
1954	Irv Delatte, 1b	1
	Paul Zinser, p	1
1955	Roger Sigler, of-p	3
1956	Roger Sigler, p-1b	1
1957	Ralph Richoux, c	1
	Roger Sigler, p-rf	1
	Ronnie Johnston, 1b	1
1958	Al White, 2b	3
1959	Andy Bourgeois, 3b	4
	Bill Loftin, c	4
1960	Charles Strange, cf	3
1961	John Bailey, cf	3
1962	Gene Achord, cf	5
1963	Gene Achord, cf	5
1964	Bob Stewart, 1b	7
1965	Joe Mook, ss	3
	Pete Coleman, rf	3
1966	Jack Achord, 2b	2
1967	Tom Giles, c	3
	Steve Ogin, 1b-lf-p	3
1968	Bob Leake, rf	2
	Steve Ogin, lf	2
	Tom Henner, 1b	2
	Tom McKay, 2b	2
1969	Craig Burns, cf	4
1970	Bill Bright, rf	4
	Phil Lewis, ss	4
1971	Craig Burns, cf	5
	Steve Collins, 1b	5
1972	Mike Miley, ss	8
1973	Gerald Keigley, 3b	8

1974	Tommy Saizan, c	4
1975	Vaughn Meiners, of	5
1976	Vaughn Meiners, 1b	4
1977	Joey Thibodeaux, c	3
1978	Tim Wadsworth, c-1b-dh	7
1979	Bobby Mariano, 3b	5
1980	Randy Olsen, lf-1b	4
1981	Bill Freidhof, 1b	9

1990	Wes Grisham, lf	72
1991	Gary Hymel, c	79
1992	Todd Walker, 2b	76
1993	Todd Walker, 2b	102 *
1994	Russ Johnson, ss	74
1995	Mike Klostermeyer, 1b	62
1996	Eddy Furniss, 1b	103 *
1997	Brandon Larson, ss	118
1998	Brad Cresse, c	90
1999	Jeff Leamount, 1b	82
2000	Brad Cresse, c	106 *
2001	Todd Linden, of	76
2002	Sean Barker, rf	62
2003	Aaron Hill, ss	67
2004	Ryan Patterson, lf	67
2005	Nick Stavinoaha, rf	65
2006	Quinn Stewart, rf	56
2007	Blake Dean, of	46
2008	Blake Dean, of/dh	73
2009	Blake Dean, of/dh	71
2010	Blake Dean, 1b	-70
2011	Mikie Mahtook, of	56
2012	Raph Rhymes, lf	53
2013	Mason Katz, 1b	70
2014	Alex Bregman, ss	47
2015	Chris Chinae, 1b	58
2016	Greg Deichmann, 1b	57

* — also NCAA Leader

BATTING AVERAGE

YEAR	NAME, POS.	AVG.
1948	NA	
1949	Lee Hedges, ss-of	.303
1950	Sinclair Kouns, 1b	.366
1951	Gene Murphy, c	.390
1952	Jerry Marchand, c	.313
1953	Jerry Marchand, c-of	.371
1954	Roger Sigler, p-lf	.356
1955	Roger Sigler, p-of	.270
1956	Roger Sigler, p-1b	.318
1957	Ralph Richoux, c	.308
1958	Al White, 2b	.388
1959	Andy Bourgeois, 3b	.310
1960	Carey Guglielmo, rf	.295
1961	Hadley Smith, lf	.333
1962	Jimmy Field, lf	.356
1963	Harry Morel, 3b	.308
1964	Bob Stewart, 1b	.302
1965	Harry Morel, 3b	.275
1966	Terry Smith, 1b	.305
1967	Tom Giles, c	.329
1968	Bob Leake, rf	.323
1969	Phil Lewis, 3b	.238
1970	Bill Bright, rf	.303
1971	Mike Nunally, rf	.395
1972	Mike Miley, ss	.333
1973	Gerald Keigley, 3b	.325
1974	Randy Aldridge, lf	.308
1975	Steve Frank, 1b	.337
1976	Tony Toups, ss	.324
1977	Kenny Klug, 3b	.311
1978	Tim Wadsworth, c-1b-dh	.250
1979	Bobby Mariano, 3b	.368
1980	Chip Moses, ss	.324
1981	Andy Petrone, 3b	.362
1982	Ken Mulshenock, dh	.325
1983	Mark Cooper, c	.377
1984	Mark Cooper, c	.326
1985	Marty Lanoux, 3b	.352
1986	Jeff Yurtin, 3b	.361
	Jim Bowie, 1b	.361
1987	Albert Belle, of	.349
1988	Craig Cala, rf	.323
1989	Wes Grisham, dh	.364
1990	Wes Grisham, lf	.360
1991	Lyle Mouton, rf	.355
1992	Todd Walker, 2b	.400
1993	Todd Walker, 2b	.395
1994	Russ Johnson, ss	.410
1995	Warren Morris, 2b	.369
1996	Eddy Furniss, 1b	.374
1997	Brandon Larson, ss	.381
1998	Eddy Furniss, 1b	.403
1999	Jeff Leamount, 1b	.342
2000	Brad Cresse, c	.388
2001	Bryan Moore, 1b	.373
2002	Sean Barker, rf	.382
2003	Aaron Hill, ss	.358
2004	J.C. Holt, cf	.393
2005	Nick Stavinoaha, rf	.370
2006	Steven Waguespack, 1b	.321
2007	Blake Dean, of	.316
2008	Blake Dean, of/dh	.353
2009	DJ LeMahieu, inf	.350
2010	Micah Gibbs, c	.388
2011	Mikie Mahtook, of	.383

2012	Raph Rhymes, lf	.431 *
2013	Mason Katz, 1b	.370
2014	Andrew Stevenson, of	.335
2015	Kade Scivicchio, c	.353
2016	Cole Freeman, 2b	.329

* - also NCAA Leader

STOLEN BASES

YEAR	NAME, POS.	SB
1948	NA	
1949	Bob Meador, of	9
1950	NA	
1951	NA	
1952	NA	
1953	Irvin Delatte, 1b	4
1954	Dick McMurray, rf	3
	Paul Zinser, 3b	3
1955	Roger Sigler, p-of	4
1956	Ed Blanchard, ss	4
2010	Redfield Bryan, ss	4
1958	Redfield Bryan, 1b	19
1959	Ronnie Johnson, cf	10
1960	Carey Guglielmo, rf	13
1961	Larry Edmonson, 2b	8
1962	Larry Edmonson, 2b	5
1963	Bobby Cotten, rf	7
	Bobby Theriot, 1b	7
1964	Pat Screen, lf	6
1965	NA	
1966	Lyndon Morris, lf-2b	8
1967	Lyndon Morris, ss-lf	4
1968	Steve Ogien, lf	5
1969	Craig Burns, cf	8
1970	Mike Sonderegger, lf	9
1971	Craig Burns, cf	14
1972	Mike Sonderegger, lf	19
1973	Mike Sonderegger, of	11
1974	Tony Toups, 3b	11
1975	Larry Wright, of	25
1976	Larry Wright, of	20
1977	Larry Wright, cf	14
1978	Larry Wright, cf	8
1979	Sherman Trimm, cf	20
1980	Chip Moses, ss	12
1981	Chip Moses, 2b	15
1982	John Morse, lf	13
1983	Mke Saab, rf	19
1984	Manny Mantrana, 2b	17
1985	Jeff Reboulet, ss	34
1986	Rob Hartwig, of	31
1987	Rob Hartwig, of	42
1988	Andy Galy, 2b	15
1989	Ron Lim, cf	33
1990	Ron Lim, cf	24
	Scott Bethea, ss	24
1991	Lyle Mouton, rf	20
1992	Harry Berrios, rf	22
1993	Harry Berrios, rf	21
1994	Russ Johnson, ss	26
1995	Warren Morris, 2b	18
1996	Mike Koerner, cf	24
1997	Mike Koerner, cf	17
1998	Josh Dalton, ss	28
1999	Josh Dalton, ss	24
2000	Jeremy Witten, lf	24
2001	Ryan Theriot, ss	17
2002	Sean Barker, rf	24
2003	J.C. Holt, cf	16
2004	J.C. Holt, cf	21
2005	Blake Gill, dh	8
2006	Bruce Sprowl, lf	9
2007	Jared Mitchell, cf	18
2008	Jared Mitchell, lf	16
	Ryan Schimpf, 2b	16
2009	Jared Mitchell, of	36
2010	Mikie Mahtook, of	22
2011	Mikie Mahtook, of	29
2012	JaCoby Jones, 2b	11
2013	Alex Bregman, ss	16
2014	Alex Bregman, ss	12
2015	Alex Bregman, ss	38
2016	Jake Fraley, of	28

STRIKEOUTS PITCHED

YEAR	NAME	SO
1948	Dick Thompson	53
1949	Dick Thompson	53
1950	NA	
1951	NA	
1952	Benny McArdle	64
1953	Bill Lee Jr.	44
1954	Bill Lee Jr.	24
1955	Bill Lee Jr.	42
1956	Roger Sigler	44
1957	Roger Sigler	28
1958	Bob Loftin	32

1959	Butch Mixon	87
1960	Butch Mixon	61
1961	Allen Smith	75
1962	Fred Southerland	64
1963	Steve George	50
1964	Steve George	56
1965	Van Quigley	54
1966	Bruce Baudier	53
1967	Bruce Baudier	65
1968	Dick Hicks	62
1969	Mike Lee	35
	Al Hoaglund	35
1970	Randy Wiles	70
1971	Randy Wiles	65
1972	Randy Wiles	116
1973	Randy Wiles	59
1974	Tom Charpentier	40
1975	Paul Stefan	79
1976	Paul Stefan	83
1977	Paul Stefan	51
1978	Mike Lloyd	32
1979	Mike Alvarez	43
1980	Don Schneider	48
1981	Billy Donathan	38
1982	Billy Donathan	64
1983	Cal Santarelli	91
1984	Robbie Smith	87
1985	Eric Hetzel	99
1986	Mark Guthrie	122
1987	Gregg Patterson	109
1988	Russ Springer	156
1989	Ben McDonald	202
1990	Paul Byrd	130
1991	Chad Ogea	140
1992	Lloyd Peever	116
1993	Mike Sirotko	105
1994	Scott Schultz	131
1995	Scott Schultz	150
1996	Eddie Yarnall	156
1997	Doug Thompson	158
1998	Randy Keisler	135
1999	Kurt Ainsworth	157
2000	Brian Tallet	134
2001	Lane Mestepey	79
2002	Bo Pettit	121
2003	Bo Pettit	99
2004	Justin Meier	75
2005	Greg Smith	82
2006	Clay Dirks	84
2007	Charlie Furbush	88
2008	Jared Bradford	90
2009	Anthony Ranaudo	159
2010	Austin Ross	98
2011	Kevin Gausman	86
2012	Kevin Gausman	135
2013	Aaron Nola	122
2014	Aaron Nola	134
2015	Alex Lange	131
2016	Alex Lange	125

EARNED RUN AVERAGE

YEAR	NAME	ERA
1952	Benny McArdle	2.31
1953	Benny McArdle	2.89
1954	Tom Barfield	1.33
1955	Leonard Drude	4.25
1956	Roger Sigler	1.74
1957	Jim Burt	2.33
1958	Fred Falkenheiner	2.40
1959	Bob Flowers	3.00
1960	Bob Flowers	1.90
1961	Allen Smith	1.34
1962	Allen Smith	1.93
1963	Wiley Dial	2.23
1964	Steve George	2.32
1965	Van Quigley	3.52
1966	Bruce Baudier	1.10
1967	Bruce Baudier	2.11
1968	Mike Tullier	1.35
1969	Craig Pemberton	2.59
1970	Rick Farizo	0.21
1971	Craig Pemberton	2.18
1972	Randy Wiles	1.79
1973	Pat Mook	2.71
1974	Tom Charpentier	2.50
1975	Guy Hollingsworth	1.83
1976	Paul Stefan	1.94
1977	Randy Olsen	3.37
1978	Mike Lloyd	2.13
1979	Kevin Karcher	2.36
1980	Don Schneider	1.38
1981	Mike Murdock	3.73
1982	Billy Donathan	3.40
1983	Cal Santarelli	2.74
1984	Mark Guthrie	2.00
1985	Mark Guthrie	3.39
1986	Barry Manuel	2.37

1987	Gregg Patterson	1.84
1988	Ben McDonald	2.65
1989	Curtis Leskanic	3.19
1990	John O'Donoghue	2.88
1991	Mike Sirotko	2.80
1992	Lloyd Peever	1.98
1993	Brett Laxton	1.98
1994	Bhrett McCabe	2.84
1995	Scott Schultz	3.46
1996	Eddie Yarnall	2.38
1997	Chris Demouy	3.63
1998	Doug Thompson	4.24
1999	Kurt Ainsworth	3.45
2000	Brian Tallet	3.52
2001	Lane Mestepey	3.75
2002	Lane Mestepey	2.59
2003	Justin Meier	2.83
2004	Clay Dirks	3.43
2005	Jason Determann	2.30
2006	Derik Olvey	3.50
2007	Jared Bradford	4.41
2008	Louis Coleman	1.95
2009	Louis Coleman	2.93
2010	Austin Ross	5.22
2011	Kurt McCune	2.37
2012	Kevin Gausman	3.71
2013	Aaron Nola	1.57
2014	Aaron Nola	1.47
2015	Alex Lange	1.97
2016	Jared Poche'	3.35

INNINGS PITCHED

YEAR	NAME	IP
1948	Dick Thompson	72.2
1949	Dick Thompson	58.2
1950	NA	
1951	Bud McDonald	41.2
1952	Benny McArdle	78
1953	Benny McArdle	56
1954	Roger Sigler	33
1955	Leonard Drude	72
1956	Roger Sigler	83.1
1957	Leonard Drude	47
1958	Bob Loftin	58.2
1959	Butch Mixon	69
1960	Allen Smith	70.1
1961	Allen Smith	88
1962	Allen Smith	79
1963	Steve George	68.2
1964	Steve George	69.2
1965	Van Quigley	69
1966	Van Quigley	55.2
1967	Bruce Baudier	72.2
1968	Dick Hicks	74.1
1969	Dale Burch	59.1
1970	Randy Wiles	79.1
1971	Louis Farmer	81.1
1972	Randy Wiles	90.2
1973	Pat Mook	66.1
1974	Pat Mook	56.2
1975	Pat Mook	96.2
1976	Paul Stefan	97.1
1977	Paul Stefan	94.2
1978	Jim Uremovich	76.1
1979	Mike Alvarez	84.1
1980	Mike Alvarez	70
1981	Mike Murdock	67.2
1982	Billy Donathan	65
1983	Cal Santarelli	82
1984	Robbie Smith	105
1985	Eric Hetzel	105
1986	Stan Loewer	123.2
1987	Gregg Patterson	122
1988	Russell Springer	119
1989	Ben McDonald	152.1
1990	Paul Byrd	140.2
1991	Chad Ogea	131.1
1992	Lloyd Peever	104.2
1993	Mike Sirotko	145
1994	Scott Schultz	118.2
1995	Scott Schultz	117
1996	Eddie Yarnall	124.2
1997	Patrick Coogan	125
1998	Doug Thompson	121
1999	Kurt Ainsworth	130.1
2000	Brian Tallet	143.1
2001	Lane Mestepey	139.1
2002	Lane Mestepey	142.1
2003	Nate Bumstead	110
2004	Justin Meier	100.2
2005	Greg Smith	104
2006	Clay Dirks	88
2007	Jared Bradford	96
2008	Jared Bradford	98.1
2009	Louis Coleman	129
2010	Austin Ross	88
2011	Kurt McCune	89.2



First Baseman Eddy Furniss
(1995-98)



Shortstop Jason Williams
(1993-96)



Shortstop Brandon Larson
(1997)

Batting

MOST GAMES

Season: 73 by Ryan Schimpf (2009); by Johnny Tellechea, Andy Sheets, Tookie Johnson (1991); by Wes Grisham, Tim Clark, Scott Bethea (1990)
Career: 266 by Jason Williams (1993-96)

MOST AT BATS

Game: 8 by Jim Hathorne and Duane Dewey vs. Tulane (4-5-79)
Season: 293 by Ryan Patterson (2004)
Career: 1,019 by Jason Williams (1993-96)

MOST RUNS SCORED

Game: 5 by nine players; most recently by Mikie Mahtook vs. Alcorn State (4-6-10)
Season: 95 by Nathan Dunn (1996)
Career: 270 by Jason Williams (1993-96)

- SEC RECORD

MOST HITS

Game: 5 by Randy Olson vs. So. Miss. (4-1-79); by Albert Belle vs. Louisiana College (2-18-87); by Rich Vasquez vs. McNeese State (2-22-87); by Craig Faulkner vs. Oral Roberts (3-21-87); by Wes Grisham vs. Southern (2-28-89) and vs. Miss. State (4-16-89); by Keith Osik vs. La. Tech (5-19-89); by Rich Cordani vs. Southern (3-6-90); by Ron Lim vs. Evansville (3-14-90); by Johnny Tellechea at Nevada-Las Vegas (3-9-91); by Lyle Mouton at Louisiana Tech (4-10-91); by Andy Sheets vs. Louisiana College (3-14-92); by Russ Johnson vs. Florida (4-11-93); by Jason Williams vs. Arkansas (4-23-94); by Mike Koerner at South Carolina (4-5-96); by Mike Koerner vs. Va. Commonwealth (3-1-97); by Blair Barbier vs. Southern (3-4-98); by Eddy Furniss at Auburn (3-13-98); by Eric Hendrickson vs. Ohio (3-5-99); by Blair Barbier at Georgia (5-8-99); by Brad Cresse vs. Tulane (3-1-00); by Mike Fontenot at Central Florida (3-4-00); by Blair Barbier at SE Louisiana (3-14-00); by Brad Cresse at Auburn (3-31-00); by Bryan Moore at Arizona State (3-3-01); by Bryan Moore vs. Vanderbilt (4-22-01); by Matt Heath at Tennessee (5-4-02); by Aaron Hill vs. South Carolina (4-5-03); by Jon Zeringue vs. Vanderbilt (5-15-04); by Ryan Patterson vs. Tennessee (5-14-05); by Blake Dean vs. UC Irvine (6-9-08); by Leon Landry at Mississippi State (5-16-09)

Season: 110 by Brandon Larson (1997)
Career: 352 by Eddy Furniss (1995-98)

- SEC RECORD

MOST SINGLES

Game: 5 by Craig Faulkner vs. Oral Roberts (3-21-87)
Season: 85 by Raph Rhymes (2012)
Career: 238 by Jason Williams (1993-96)

MOST DOUBLES

Game: 3 on 19 occasions; most recently by Mason Katz vs. Kentucky (4-29-11)
Season: 36 by Brad Hawpe (2000)
- SEC RECORD
Career: 87 by Eddy Furniss (1995-98)
- SEC RECORD

MOST TRIPLES

Game: 2 on 13 occasions; most recently by Jake Fraley vs. Princeton (2-28-15)
Season: 11 by Todd Walker (1993)
Career: 15 by Todd Walker (1992-94)

MOST HOME RUNS

Game: 3 by Mark Cooper vs. Ole Miss (4-9-83); by Eddy Furniss at Arkansas (4-21-95); by Eddy Furniss vs. Georgia (3-17-96); by Brandon Larson vs. Duke (2-23-97); by Brandon Larson at La. Tech (3-25-97); by Eddy Furniss at Auburn (3-13-98); by Eric Hendrickson vs. Ohio (3-5-99); by Brad Cresse vs. UL-Monroe (5-27-00); by Zeph Zinsman vs. Duquesne (2-23-01); by Quinn Stewart vs. Stetson (3-11-06); by Leon Landry at Mississippi State (5-16-09)

Season: 40 by Brandon Larson (1997)

- SEC RECORD

Career: 80 by Eddy Furniss (1995-98)

- SEC RECORD

MOST RUNS BATTED IN

Game: 9 by Eric Hendrickson vs. Ohio (3-5-99)
Season: 118 by Brandon Larson (1997)
- SEC RECORD
Career: 308 by Eddy Furniss (1995-98)
- SEC RECORD

MOST TOTAL BASES

Game: 16 by Eddy Furniss at Auburn (3-13-98)
Season: 250 by Brandon Larson (1997)
- SEC RECORD
Career: 689 by Eddy Furniss (1995-98)
- SEC RECORD

HIGHEST SLUGGING PERCENTAGE

Season: .898 by Eddy Furniss (1998)
Career: .727 by Eddy Furniss (1995-98)

MOST SACRIFICE FLIES

Game: 2 on several occasions; most recently by Alex Bregman vs. Arkansas (5-21-15)
Season: 10 by Wes Grisham (1990); by Blake Dean (2009)
Career: 27 by Blake Dean (2007-10)

MOST SACRIFICE BUNTS

Game: 2 on several occasions; most recently by Mark Laird at South Carolina (5-14-15)
Season: 15 by Tyler Hanover (2011)
Career: 37 by Tyler Hanover (2009-12)

MOST WALKS

Game: 4 on several occasions; most recently by Mikie Mahtook vs. Auburn (4-17-11)
Season: 77 by Andy Galy (1987)
Career: 191 by Eddy Furniss (1995-98)

MOST STRIKEOUTS

Game: 5 by Tim Lanier at Nicholls State (4-26-94); by Casey Cuntz vs. South Carolina (4-5-97)
Season: 73 by Gary Hymel (1991)
Career: 213 by Brad Cresse (1997-2000)

MOST STOLEN BASES

Game: 4 by Wally McMakin vs. Michigan State (3-21-75); by Jared Mitchell vs. Kentucky (3-15-09); by Leon Landry vs. William & Mary (2-28-10); by Alex Bregman vs. Northwestern State (4-8-15)
Season: 42 by Rob Hartwig (1987)
Career: 73 by Rob Hartwig (1986-87)

HIGHEST BATTING AVERAGE

(Minimum of two at bats per team game)
 Season: .431 by Raph Rhymes (2012)
 Career: .396 by Todd Walker (1992-94)

LONGEST HITTING STREAK

Season: 33 games by Todd Walker (1993)

Pitching

MOST INNINGS PITCHED

Game: 10.2 by Russell Springer vs. Kentucky (3-20-88)
 Season: 152.1 by Ben McDonald (1989)
 Career: 480 by Lane Mestepey (2001-05)

MOST APPEARANCES

Season: 41 by Barry Manuel (1986); by Rick Greene (1991)
 Career: 110 by Paul Bertuccini (2007-10)

MOST STRIKEOUTS

Game: 24 by Butch Mixon vs. Southwestern Louisiana (4-28-59) - **SEC RECORD**
 Season: 202 by Ben McDonald (1989) - **SEC RECORD**
 Career: 409 by Scott Schultz (1992-95)

MOST WALKS

Game: 11 by Eddie Olsen vs. Ole Miss (3-20-77); by John Chadwick vs. Miss. State (4-4-66)
 Season: 79 by Dan Kite (1988)
 Career: 183 by Dan Kite (1986-88)

MOST HITS ALLOWED

Game: 15 by Scott Schultz at Auburn (5-6-94)
 Season: 158 by Lane Mestepey (2001)
 Career: 535 by Lane Mestepey (2001-05)

MOST WILD PITCHES

Game: 6 by Scott Schultz vs. Alabama (4-28-95)
 Season: 20 by Kurt Ainsworth (1999)
 Career: 45 by Scott Schultz (1992-95)

MOST STARTS

Season: 22 by Ben McDonald (1988); by Mark Guthrie (1986)
 Career: 68 by Lane Mestepey (2001-05)

MOST SHUTOUTS

Season: 3 by Randy Wiles (1970); by Ben McDonald (1989); by Brian Tallet (2000); Aaron Nola (2013)
 Career: 7 by Randy Wiles (1970-73)

MOST COMPLETE GAMES

Season: 10 by Mike Sirotko (1993); by Ben McDonald (1988); by Paul Stefan (1976)
 Career: 27 by Pat Mook (1972-75)

LOWEST EARNED RUN AVERAGE

Season: 0.21 by Rick Farizo (1970) - **SEC RECORD**
 Career: 1.70 by Bruce Baudier (1966-67)

HIGHEST WON-LOST PERCENTAGE

Season: 1.000 by Lloyd Peever (14-0, 1992); by Alex Lange (12-0, 2015)

Career: .880 by Patrick Coogan (22-3, 1995-97)

MOST WINS

Season: 17 by Paul Byrd (17-6, 1990)
 Career: 38 by Scott Schultz (38-12, 1992-95)

MOST LOSSES

Season: 9 by Charlie Furbush (2007)
 Career: 20 by Lane Mestepey (2001-05)

MOST SAVES

Season: 16 by Matty Ott (2009); by Chris Cotton (2013)
 Career: 33 by Matty Ott (2009-11)

FEWEST HITS ALLOWED

(Per Nine Innings)
 Season: 4.07 by Fred Southerland (25 hits in 55.1 IP, 1962)
 Career: 5.33 by Barry Manuel (80 hits in 135 IP, 1985-87)

FEWEST WALKS ALLOWED

(Per Nine Innings)
 Season: 0.58 by Chris Cotton (3 walks in 46.2 IP, 2013)
 Career: 1.13 by Chris Cotton (16 walks in 127.1 IP, 2010-13)

MOST STRIKEOUTS

(Per Nine Innings)
 Season: 14.33 by Russell Springer (68 Ks in 42.2 IP, 1987)
 Career: 11.88 by Eddie Yarnall (260 Ks in 197 IP, 1994-96)

MOST RUNS ALLOWED

Game: 15 by Chuck Voorhies vs. Michigan State (3-22-75)
 Season: 77 by Lane Mestepey (2001)
 Career: 249 by Lane Mestepey (2001-05)

MOST EARNED RUNS ALLOWED

Game: 11 by Ben McDonald vs. Texas (6-8-89)
 Season: 68 by Brandon Bowe (1999); by Bo Pettit (2003)
 Career: 192 by Lane Mestepey (2001-05)

MOST PICKOFFS

Season: 19 by John O'Donoghue (1990)

Fielding

MOST PUT OUTS

Game: 25 by Chris Chinea at Alabama (4-2-15)
 Season: 633 by Kenny Jackson (1993)
 Career: 1598 by Eddy Furniss (1995-98)

MOST ASSISTS

Game: 10 on four occasions; most recently by Michael Hollander vs. Ole Miss (4-14-07)
 Season: 246 by Ryan Theriot (2001)
 Career: 625 by Jason Williams (1993-96); by Ryan Theriot (1999-2001)

MOST ERRORS

Game: 4 on four occasions; most recently by Michael Hollander vs. New Orleans (3-29-05)
 Season: 33 by Keith Osik (1989)
 Career: 74 by Mike Croswell (1975-78)



Pitcher Randy Wiles (1970-73)



Pitcher Scott Schultz (1992-95)



Pitcher Russ Springer (1987-89)



Pitcher Rick Farizo
(1968-71)



Head Coach Jim Smith
(1966-78)



Catcher Rob Leary
(1985-86)

Batting

MOST AT BATS

Game: 61 at Alabama (4-20-13)
Season: 2,542 (2000)

MOST RUNS SCORED

Inning: 18 vs. Georgia Tech (7th inning,
5-26-96)
Game: 29 vs. Georgia Tech (5-26-96)
Season: 673 (1997)

MOST HITS

Game: 27 vs. Evansville (3-14-90)
Season: 864 (2000)

MOST SINGLES

Game: 19 at Miss. State (5-19-95)
Season: 558 (2000)

MOST DOUBLES

Game: 10 vs. Arkansas (3-22-98)
Season: 194 (2000) - **SEC RECORD**

MOST TRIPLES

Game: 3 on 15 occasions; most recently vs.
Grambling State (2-28-12)
Season: 37 (1993)

MOST HOME RUNS

Game: 8 vs. Southern California (5-30-98)
Season: 188 (1997) - **NCAA RECORD**

MOST RUNS BATTED IN

Game: 28 vs. Georgia Tech (5-26-96)
Season: 632 (1997) - **SEC RECORD**

MOST TOTAL BASES

Game: 54 at Louisiana College (3-14-92)
Season: 1,523 (1997)

HIGHEST SLUGGING PERCENTAGE

Game: 1.073 vs. Northwestern State
(5-13-14)
Season: .607 (1997)

MOST SACRIFICE FLIES

Game: 4 on three occasions, most
recently vs. Jackson State (5-31-13)
Season: 48 (1996)

MOST SACRIFICE BUNTS

Game: 4 on nine occasions, most recently
at Alabama (4-2-15)
Season: 56 (2011)

MOST WALKS RECEIVED

Game: 16 vs. Mercer (2-18-89); vs. Mercer
(2-19-89); vs. Florida (3-2-91)
Season: 444 (1989)

MOST STRIKEOUTS

Game: 21 vs. Tulane (11 innings, 4-30-65)
Season: 585 (1997)

MOST STOLEN BASES

Game: 10 vs. Michigan St. (3-21-75)
Season: 156 (1987)

MOST LEFT ON BASE

Game: 22 vs. Tulane (14 innings, 4-5-79)
Season: 613 (2000)

BATTING AVERAGE

High: .340 (2000)
Low: .210 (1969)

HITS PER GAME

High: 12.52 (2000)
Low: 6.06 (1969)

RUNS PER GAME

High: 9.67 (1996)
Low: 2.83 (1969)

WALKS PER GAME

High: 6.17 (1989)
Low: 2.79 (1965)

STRIKEOUTS PER GAME

High: 8.37 (1998)
Low: 3.81 (1981)

Fielding

HIGHEST FIELDING PERCENTAGE

Season: .980 (2012, 2013)

MOST PUT OUTS

Game: 48 vs. South Alabama (16 innings,
4-10-72); at Alabama (16 innings,
4-20-13); at Alabama (16 innings,
4-2-15)
Season: 1,933 (2009)

MOST ASSISTS

Game: 29 at Alabama (16 innings, 4-2-15)
Season: 830 (1993)

MOST ERRORS


Game: 8 vs. Auburn (3-4-84)
Season: 125 (1993)

MOST DOUBLE PLAYS TURNED

Game: 5 vs. Georgia (4-13-02); vs.
Mississippi State (3-26-04)
Season: 73 (2002)

MOST TRIPLE PLAYS TURNED

Game: 1 vs. New Orleans (4-28-81); vs.
Oklahoma (5-23-97); vs. Ole Miss
(3-28-99)
Season: 1 (1981, 1997, 1999)



Pitcher Clay Parker (1982-85)

Pitching

MOST INNINGS PITCHED

Game: 16 vs. South Alabama (4-10-72);
16 at Alabama (4-20-13); 16 at
Alabama (4-2-15)

Season: 644.1 (2009)

MOST STRIKEOUTS PITCHED

Game: 24 vs. Southwestern La. (4-28-59)

Season: 682 (1997)

MOST WALKS ALLOWED

Game: 16 vs. Tulane (3-10-83)

Season: 292 (1988)

MOST RUNS ALLOWED

Inning: 12 vs. Miss. St. (3rd inning, 4-10-78)

Game: 28 at Alabama (5-10-97)

Season: 402 (1999)

MOST EARNED RUNS ALLOWED

Game: 22 at Alabama (5-10-97)

Season: 351 (2010)

MOST HITS ALLOWED

Game: 28 at Alabama (5-10-97)

Season: 661 (2000)

MOST WILD PITCHES

Game: 6 vs. Alabama (4-28-95)

Season: 69 (1999)

MOST APPEARANCES

Game: 11 vs. McNeese State (3-11-15)

Season: 289 (2013)

SAVES

High: 22 (2009)

Low: 0 (1976)

COMPLETE GAMES

High: 25 (1979, 1968)

Low: 1 (2010)

EARNED RUN AVERAGE

High: 6.08 (1981)

Low: 1.75 (1968)

STRIKEOUTS PITCHED PER GAME

High: 9.74 (1997)

Low: 3.78 (1978)

WALKS ALLOWED PER GAME

High: 5.22 (1982)

Low: 2.46 (2012)

HITS ALLOWED PER GAME

High: 10.4 (2007)

Low: 4.79 (1968)

RUNS ALLOWED PER GAME

High: 6.92 (1981)

Low: 1.91 (1968)

Season

GAMES PLAYED

High: 73 (1990, 1991, 2009)

Low: 19 (1965)

GAMES WON

High: 57 (1997, 2013) - **SEC RECORD**

Low: 6 (1965)

GAMES LOST

High: 34 (1978)

Low: 11 (2013)

CONSECUTIVE GAMES WON

Season: 23 (2008)

CONSECUTIVE GAMES LOST

Season: 11 (1982)

GAMES WON AT HOME

High: 39 (2013)

Low: 6 (1965)

GAMES WON AWAY FROM HOME

High: 24 (1989, 2000)

Low: 0 (1965)

CONFERENCE WINS

High: 23 (2013)

Low: 4 (1977, 1969, 1966, 1965)

CONFERENCE LOSSES

High: 18 (1978)

Low: 3 (1975)

WON-LOST PERCENTAGE

High: .838 (57-11, 2013)

Low: .282 (12-34, 1978)



Outfielder Ryan Patterson
(2003-05)



Pitcher Pat Mook
(1972-75)



Head Coach Ray Didier led
LSU to the 1961 SEC title.



Jason Determann posted a 19-5 mark and a 3.13
ERA during his LSU career (2002-05).



Louis Coleman • 2009 First-Team All-American

ALL-AMERICA

- 2016 **Kramer Robertson**, SS, Collegiate Baseball (2nd Team)
- 2015 **Alex Bregman**, SS, Collegiate Baseball, Baseball America, D1 Baseball (1st Team); NCBWA, ABCA, Perfect Game (2nd Team)
Alex Lange, RHP, Collegiate Baseball, Baseball America, NCBWA, Perfect Game (1st Team); ABCA, D1 Baseball (2nd Team)
Kade Scivicque, C, D1 Baseball (1st Team); Collegiate Baseball, Baseball America (2nd Team); NCBWA, Perfect Game (3rd Team)
Andrew Stevenson, OF, Baseball America, D1 Baseball (3rd Team)
Chris China, 1B, Collegiate Baseball, NCBWA (3rd Team)
- 2014 **Aaron Nola**, RHP, Baseball America, Collegiate Baseball, ABCA, Perfect Game, NCBWA (1st Team)
- 2013 **Alex Bregman**, SS, Baseball America, ABCA, Perfect Game (1st Team); NCBWA (2nd Team); Collegiate Baseball (3rd Team)
Mason Katz, 1B, NCBWA (1st Team); ABCA, Collegiate Baseball, Perfect Game (2nd Team)
Aaron Nola, RHP, Baseball America, Collegiate Baseball, ABCA, Perfect Game, NCBWA (1st Team)
- 2012 **Raph Rhymes**, OF, Collegiate Baseball, ABCA, NCBWA (1st Team); Baseball America (3rd Team)
Kevin Gausman, RHP, Collegiate Baseball, Perfect Game, ABCA (1st Team); Baseball America, NCBWA (2nd Team)
Austin Nola, SS, Perfect Game (2nd Team)
- 2011 **Mikie Mahtook**, OF, Baseball America (1st Team); ABCA (1st Team); Collegiate Baseball (2nd Team)
- 2010 **Micah Gibbs**, C, Baseball America (2nd Team); NCBWA (2nd Team); ABCA (3rd Team)
- 2009 **Louis Coleman**, RHP, Baseball America (1st Team); Collegiate Baseball (1st Team); NCBWA (1st Team); ABCA (1st Team)
Matty Ott, RHP, NCBWA (2nd Team); ABCA (3rd Team)
Anthony Ranaudo, RHP, NCBWA (3rd Team)
- 2008 **Blake Dean**, OF, Baseball America (1st Team)
- 2005 **Ryan Patterson**, LF, USA Today/SportsWeekly (1st Team); NCBWA (1st Team); ABCA (2nd Team); Collegiate Baseball (2nd Team); Baseball America (3rd Team)
Greg Smith, LHP, Collegiate Baseball (3rd Team)
- 2004 **Jon Zeringue**, RF, USA Today/SportsWeekly (1st Team); NCBWA (1st Team); Collegiate Baseball (2nd Team)



Kevin Gausman • 2012 First-Team All-American

- J.C. Holt**, CF, Baseball America (3rd Team)
Clay Dirks, LHP, NCBWA (3rd Team)
- 2003 **Aaron Hill**, SS, Baseball America (1st Team); Collegiate Baseball (2nd Team); ESPN/SportsWeekly (2nd Team); ABCA (2nd Team)
- 2002 **Lane Mestepey**, LHP, Collegiate Baseball (3rd Team)
- 2001 **Lane Mestepey**, LHP, Collegiate Baseball (3rd Team)
Todd Linden, OF, Baseball America (3rd Team)
- 2000 **Brad Cresse**, C, Baseball Weekly (1st Team); Collegiate Baseball (1st Team), NCBWA (1st Team), Baseball America (1st Team); ABCA (1st Team); The Sporting News (2nd Team)
Brad Hawpe, 1B, Baseball America (2nd Team); Collegiate Baseball (3rd Team)
Brian Tallet, LHP, Baseball America (2nd Team)
- 1999 **Kurt Ainsworth**, RHP, Baseball America (1st Team)
Brad Cresse, C, NCBWA (2nd Team)
Jeff Leumont, 1B, NCBWA (3rd Team)
- 1998 **Eddy Furniss**, 1B, NCBWA (1st Team); Collegiate Baseball (1st Team); Baseball America (1st Team); The Sporting News (1st Team); ABCA (1st Team); USA Today (2nd Team)
Brad Cresse, C, The Sporting News (1st Team); NCBWA (2nd Team); ABCA (3rd Team)
Trey McClure, INF, NCBWA (2nd Team); The Sporting News (3rd Team)
Doug Thompson, RHP, NCBWA (2nd Team)
- 1997 **Brandon Larson**, SS, Baseball America (1st Team); NCBWA (1st Team); The Sporting News (1st Team); ABCA (1st Team); Collegiate Baseball (3rd Team)
Patrick Coogan, RHP, NCBWA (1st Team); Collegiate Baseball (2nd Team); Baseball America (3rd Team)
Eddy Furniss, 1B, NCBWA (3rd Team)
- 1996 **Eddy Furniss**, 1B, Collegiate Baseball (1st Team); Baseball America (1st Team); ABCA (1st Team); NCBWA (1st Team)
Eddie Yarnall, LHP, Baseball America (1st Team); ABCA (1st Team); Collegiate Baseball (2nd Team); NCBWA (2nd Team)
Jason Williams, SS, NCBWA (2nd Team); ABCA (3rd Team)
Nathan Dunn, 3B, NCBWA (2nd Team); Collegiate Baseball (3rd Team)
Warren Morris, 2B, NCBWA (Honorable Mention)
Chad Cooley, OF, NCBWA (Honorable Mention)
Chris Demouy, LHP, NCBWA (Honorable Mention)



Mason Katz • 2013 First-Team All-American

- 1995 **Scott Schultz**, RHP, NCBWA (1st Team); Collegiate Baseball (3rd Team); Baseball America (3rd Team); ABCA (3rd Team)
Warren Morris, 2B, NCBWA (2nd Team)
Mike Klostermeyer, 1B, NCBWA (3rd Team)
Jason Williams, SS, NCBWA (Honorable Mention)
- 1994 **Todd Walker**, 2B, Collegiate Baseball (1st Team); Baseball America (1st Team); NCBWA (1st Team); ABCA (1st Team)
Russ Johnson, SS, NCBWA (1st Team); Collegiate Baseball (2nd Team); Baseball America (2nd Team); ABCA (2nd Team)
Scott Schultz, RHP, NCBWA (2nd Team); Collegiate Baseball (3rd Team)
- 1993 **Todd Walker**, 2B, Collegiate Baseball (1st Team); Baseball America (1st Team); ABCA (1st Team); NCBWA (1st Team)
Brett Laxton, RHP, NCBWA (1st Team); Collegiate Baseball (2nd Team); Baseball America (2nd Team); ABCA (3rd Team)
Harry Berrios, OF, ABCA (2nd Team); NCBWA (2nd Team)
- 1992 **Lloyd Peever**, RHP, Collegiate Baseball (1st Team); Baseball America (1st Team); ABCA (1st Team)
Todd Walker, 2B, Collegiate Baseball (2nd Team); Baseball America (2nd Team)
Rick Greene, RHP, Collegiate Baseball (2nd Team)
- 1991 **Chad Ogea**, RHP, Baseball America (2nd Team)
Rick Greene, RHP, Collegiate Baseball (2nd Team); ABCA (3rd Team)
Lyle Mouton, OF, Collegiate Baseball (3rd Team)
- 1990 **Wes Grisham**, OF, Baseball America (1st Team); ABCA (2nd Team); The Sporting News (2nd Team)
Paul Byrd, RHP, Baseball America (2nd Team)
- 1989 **Ben McDonald**, RHP, Baseball America (1st Team); Collegiate Baseball (1st Team); The Sporting News (1st Team); ABCA (1st Team)
- 1988 **Ben McDonald**, RHP, Baseball America (1st Team)
- 1987 **Gregg Patterson**, LHP, Baseball America (2nd Team)
- 1986 **Barry Manuel**, RHP, ABCA (3rd Team); Baseball America (2nd Team)
Albert Belle, OF, Baseball America (2nd Team)
- 1983 **Cal Santarelli**, P, ABCA (3rd Team)
- 1974 **Mike Miley**, 2B, The Sporting News (1st Team)
- 1961 **Allen Smith**, P, ABCA (1st Team)



Brad Cresse • 2000 Johnny Bench Award Recipient

FRESHMAN ALL-AMERICA

- 2016 **Antoine Duplantis**, OF, Collegiate Baseball (1st Team); NCBWA (2nd Team); Perfect Game (2nd Team); D1 Baseball (2nd Team)
- 2015 **Jesse Stallings**, RHP, Collegiate Baseball, NCBWA (1st Team)
- 2014 **Jared Poche**, LHP, Collegiate Baseball (1st Team); Baseball America, Perfect Game, NCBWA (2nd Team)
Jake Fraley, OF, NCBWA (2nd Team)
- 2013 **Alex Bregman**, SS, Collegiate Baseball, Baseball America, NCBWA, Perfect Game (1st Team)
- 2012 **Aaron Nola**, RHP, Collegiate Baseball, Perfect Game (1st Team); Baseball America (2nd Team)
- 2011 **JaCoby Jones**, 2B, Baseball America (2nd Team)
Kurt McCune, RHP, Baseball America (2nd Team)
- 2009 **Matty Ott**, RHP, Baseball America (1st Team); Collegiate Baseball (1st Team)
- 2008 **Micah Gibbs**, C, Baseball America (1st Team); Rivals.com (1st Team)
- 2007 **Blake Dean**, OF, Collegiate Baseball (1st Team)
- 2006 **J.T. Wise**, 2B, Collegiate Baseball (1st Team)
- 2004 **Clay Dirks**, LHP, Collegiate Baseball (1st Team); Baseball America (2nd Team)
- 2003 **Jason Determann**, LHP, Collegiate Baseball (Freshman 1st Team)
Justin Meier, RHP, Collegiate Baseball (Freshman 1st Team)
- 2002 **J.C. Holt**, 2B, Baseball America (2nd Team); Collegiate Baseball (Honorable Mention)
Clay Harris, RHP, Collegiate Baseball (Honorable Mention)
Jason Vargas, LHP, Collegiate Baseball (Honorable Mention)
- 2001 **Lane Mestepey**, LHP, Baseball America (1st Team); Collegiate Baseball (1st Team); Baseball Weekly (1st Team)
Aaron Hill, OF, Collegiate Baseball (Honorable Mention)
- 2000 **Mike Fontenot**, 2B, Collegiate Baseball (1st Team); Baseball America (1st Team)
Wally Pontiff, OF, Collegiate Baseball (Honorable Mention)
Bo Pettit, RHP, Collegiate Baseball (Honorable Mention)
- 1997 **Blair Barbier**, 2B; Collegiate Baseball (1st Team)
- 1995 **Eddy Furniss**, DH, Collegiate Baseball (Honorable Mention)



Micah Gibbs • 2008 Freshman All-American

- 1994 **Warren Morris**, LF, Collegiate Baseball (Honorable Mention)
- 1993 **Brett Laxton**, RHP, Collegiate Baseball (1st Team)
- 1992 **Todd Walker**, 2B, Collegiate Baseball (1st Team); Baseball America (1st Team)
Russ Johnson, 3B, Collegiate Baseball (1st Team); Baseball America (1st Team)
Scott Schultz, RHP, Baseball America (1st Team); Collegiate Baseball (Honorable Mention)
- 1989 **Paul Byrd**, RHP, Collegiate Baseball (1st Team)
- 1986 **Dan Kite**, RHP, Baseball America (1st Team)

ACADEMIC ALL-AMERICA

- 2005 **Jason Determann** (2nd Team)
- 1998 **Eddy Furniss**, 1B (2nd Team)
- 1997 **Eddy Furniss**, 1B (1st Team)
- 1996 **Eddy Furniss**, 1B (2nd Team)
Chris Demouy, P (3rd Team)
- 1995 **Warren Morris**, 2B (1st Team)
- 1994 **Tim Lanier**, C (3rd Team)

SEC SCHOLAR ATHLETE OF THE YEAR

- 2005 **Jason Determann**, LHP

SEC ACADEMIC HONOR ROLL

- 2016 **Austin Bain**, RHP (Sport Administration)
Parker Bugg, RHP (Accounting)
Greg Duchmann, 1B (Sport Administration)
Cody Ducote, OF (Sport Administration)
Cole Freeman, 2B (General Business)
Alex Lange, RHP (Finance)
Jared Poche, LHP (Kinesiology)
Jesse Stallings, RHP (Natural Resource Ecology)
Collin Strall, RHP (Sport Administration)
John Valek III, LHP (Sport Administration)
- 2015 **Kyle Bouman**, LHP (Sport Administration)
Parker Bugg, RHP (Accounting)
Hunter Devall, LHP (Agricultural Business)
Mark Laird, OF (Kinesiology)
Zac Person, LHP (Kinesiology)
Kade Scivicque, C (Management)
Andrew Stevenson, OF (Kinesiology)
Collin Strall, RHP (Sport Administration)
- 2014 **Brady Domangue**, RHP (Sport Administration)
Nate Fury, RHP (Sport Administration)
Mark Laird, OF (Agricultural Business)
Sean McMullen, OF (Kinesiology)
Zac Person, LHP (Kinesiology)
Chris Sciambra, OF (Construction Management)
Andrew Stevenson, OF (Kinesiology)
- 2013 **Kevin Berry**, RHP (Sport Administration)
Brent Bonvillain, LHP (Interdisciplinary Studies)



Chris Demouy • 1996 Academic All-American

- Joey Bourgeois**, RHP (Interdisciplinary Studies)
Chris Cotton, LHP (International Trade & Finance)
Nate Fury, RHP (Sport Administration)
Mason Katz, 1B (Sport Administration)
Will LaMarche, RHP (Sport Administration)
Kurt McCune, RHP (Sport Administration)
Sean McMullen, OF (Kinesiology)
Raph Rhymes, OF (Sport Administration)
Nick Rumbelow, RHP (Interdisciplinary Studies)
Chris Sciambra, OF (Construction Management)
Casey Yocom, INF (Sport Administration)
- 2012 **Kevin Berry**, RHP (Sport Commerce)
Grant Dozar, INF (Management)
Nick Goody, RHP (Sport Commerce)
Tyler Hanover, INF (Sport Leadership)
Mason Katz, 1B/OF (Sport Commerce)
Austin Nola, SS (Sport Commerce)
Raph Rhymes, OF (Sport Commerce)
Ty Ross, C (Sport Commerce)
Nick Rumbelow, RHP (General Studies)
Jordy Snikeris, C (Finance)
Casey Yocom, INF (Sport Leadership)
- 2011 **Ben Alsup**, RHP (Sports Administration)
Kevin Berry, RHP (Sports Administration)
Daniel Bradshaw, RHP (Finance)
Kirk Cunningham, 1B (Sports Administration)
Grant Dozar, INF (Management)
Matt Fury, INF (Chemical Engineering)
Mike Lowery, INF (Management)
Mikie Mahtook, OF (Sports Administration)
Austin Nola, SS (Sports Administration)
Raph Rhymes, DH (Sports Administration)
Jordy Snikeris, C (Finance)
- 2010 **Paul Bertuccini**, RHP (Management)
Daniel Bradshaw, RHP (Management)
Johnny Dishon, OF (Management)
Matt Fury, INF (Chemical Engineering)
Matt Gaudet, DH (Graduate School)
Mike Lowery, INF (Management)
Matty Ott, RHP (Undeclared)
Anthony Ranaudo, RHP (Sport Administration)
Austin Ross, RHP (Petroleum Engineering)
- 2009 **Paul Bertuccini**, RHP (Management)
Daniel Bradshaw, RHP (Undeclared)
Nolan Cain, RHP (General Studies)
Kevin Farnsworth, C (Biological Sciences)
Micah Gibbs, C (Undeclared)
Buzzy Haydel, INF/P (Kinesiology)
Spencer Mathews, RHP (Kinesiology)
Chris McGhee, INF/OF (Mass Communication)
Nicholas Pontiff, INF/OF (Management)
Austin Ross, RHP (Undeclared)
Ryan Schimpf, INF/OF (General Studies)



Parker Bugg • 2015 SEC Academic Honor Roll



Mikie Mahtook • 2011 First-Team All-SEC



Matty Ott • 2009 First-Team All-SEC

- 2008 **Kyle Beerbohm**, LHP (Kinesiology)
Paul Bertuccini, RHP (Management)
Jared Bradford, RHP (General Studies)
Ryan Byrd, LHP (General Studies)
Matt Clark, 1B (General Studies)
Kevin Farnsworth, C (Biology)
Matt Gaudet, 1B (General Studies)
Buzzy Haydel, INF (General Studies)
Michael Hollander, 3B (Communications)
Jason Lewis, C (General Studies)
Blake Martin, LHP (General Studies)
Nicholas Pontiff, OF (Management)
Ryan Schimpf, 2B (Undeclared)
Ryan Verdugo, LHP (General Studies)
- 2007 **Jared Bradford**, RHP (General Studies)
Steven Broschofsky, OF (Management)
Will Davis, C (Secondary Education)
Kevin Farnsworth, C (Biology)
Jeffrey Garidel, INF (General Studies)
Cade Gautreau, C (Accounting)
Michael Hollander, INF (Communication Studies)
Nicholas Pontiff, INF (Management)
- 2006 **Steven Broschofsky**, OF (Management)
Chris Cahill, RHP (General Studies)
Chase Dardar, RHP (General Studies)
Michael Hollander, SS (Undeclared)
Derik Olvey, RHP (General Studies)
Nicholas Pontiff, INF (Communication Studies)
Trey Simon, OF (Undeclared)
Bruce Sprowl, OF (Mass Communication)
Gee Victoriano, C (Kinesiology)
Steven Waguespack, INF (General Studies)
- 2005 **Brad Bass**, C (Kinesiology)
Steven Broschofsky, OF (Undeclared)
Chase Dardar, RHP (General Studies)
Will Davis, C (Secondary Education)
Jason Determann, LHP (Biology)
Jordan Faircloth, RHP (Political Science)
Bryan Harris, INF (Kinesiology)
Chris McDougall, LHP (Kinesiology)
Lane Mestepey, LHP (Kinesiology)
Brandon Nall, RHP (Horticulture)
Bruce Sprowl, OF (Mass Communication)
Nick Stavinoha, OF (Management)
- 2004 **Steven Broschofsky**, OF (Undeclared)
Jason Determann, LHP (Biological Sciences)
Bobby DiLiberto, INF (Political Science)
Jordan Faircloth, RHP (Political Science)
Bryan Harris, INF (Kinesiology)
J.C. Holt, CF (Management)
Matt Horwath, INF (Undeclared)
Chris McDougall, LHP (Kinesiology)
Lane Mestepey, LHP (Kinesiology)

- Brandon Nall**, RHP (Turfgrass Management)
Bruce Sprowl, OF (Mass Communication)
Nick Stavinoha, DH (Management)
- 2003 **Lukas Guidroz**, RHP, 3.11 (General Studies)
Weylin Guidry, RHP, 3.33 (Marketing)
Justin Hill, RHP, 3.70 (General Studies)
David Miller, RHP, 3.17 (Civil Engineering)
Wally Pontiff, 3B, 3.73 (Biology)
Rocky Scelfo, 2B, 3.16 (General Studies)
Chad Vaught, RHP, 3.31 (Biology)
- 2002 **Brad David**, LHP, 3.13 (Management)
Justin Hill, RHP, 3.49 (General Studies)
David Miller, RHP, 3.14 (Civil Engineering)
Tim Nugent, LHP, 3.16 (General Business)
Wally Pontiff, 3B, 3.25 (Biology)
Chad Vaught, RHP, 3.53 (Zoology)
- 2001 **Billy Brian**, RHP, 3.25 (Construction Management)
Brad David, LHP, 3.05 (Construction Management)
David Miller, RHP, 3.00 (General Studies)
Tim Nugent, LHP, 3.33 (General Studies)
Wally Pontiff, 3B, 3.06 (Undergraduate Studies)
Chad Vaught, 3.13 (Zoology)
- 2000 **Blair Barbier**, 3B, 3.33 (Finance)
Billy Brian, RHP, 3.25 (Construction Management)
Mike Daly, INF, 3.40 (Marketing)
Brad Hawpe, 1B, 3.01 (Finance)
Trey Hodges, RHP, 3.02 (Kinesiology)
Jeremy Loftice, RHP, 3.01 (Kinesiology)
Billy McBride, OF, 3.11 (Undergraduate Studies)
Tommy Morel, OF, 3.11 (Microbiology)
Tim Nugent, LHP, 3.44 (General Business)
Jeremy Witten, OF, 3.44 (Kinesiology)
- 1999 **Kurt Ainsworth**, RHP, 3.41 (Management Information Systems)
Christian Bourgeois, OF, 3.24 (Zoology)
Josh Dalton, SS, 3.16 (Kinesiology)
Mike Daly, INF, 3.11 (Marketing)
Tim Nugent, LHP, 3.05 (Undergraduate Studies)
Jeremy Witten, OF, 3.11 (Kinesiology)
- 1998 **Blair Barbier**, INF, 3.17 (Undergraduate Studies)
Matt Colvin, LHP, 3.38 (Management Information Systems)
Chris Demouy, LHP, 3.33 (Business Administration)
Eddy Furniss, 1B, 3.47 (Zoology)
Doug Thompson, RHP, 3.22 (Kinesiology)

- 1997 **Eric Berthelot**, LHP, 3.26 (Kinesiology)
John Blancher, INF, 3.22 (Liberal Arts)
Patrick Coogan, RHP, 3.0 (Business Administration)
Casey Cuntz, 3B, 3.62 (Mass Communications)
Brian Daugherty, RHP, 3.37 (General Studies)
Chris Demouy, LHP, 3.63 (Management)
Eddy Furniss, 1B, 3.66 (Zoology)
Jeff Harris, RHP, 3.77 (Kinesiology)
Joey Painich, RHP, 3.16 (Kinesiology)
- 1996 **Warren Morris**, 2B, 3.5 (Zoology)
Eddy Furniss, 1B, 3.7 (Pre-Medicine)
Brad Wilson, DH, 3.0 (General Studies)
Kevin Ward, C, 3.6 (Electrical Engineering)
Tim Lanier, C, 3.6 (Kinesiology)
Brian Daugherty, RHP, 3.1 (Kinesiology)
Chris Demouy, LHP, 3.8 (Management)
- 1995 **Warren Morris**, 2B, 3.73 (Zoology)
Kevin Ainsworth, OF, 3.25 (Management)
Bhrett McCabe, RHP, 3.06 (Psychology)
Kevin Ward, C, 3.34 (Electrical Engineering)
Tim Lanier, C, 3.10 (Kinesiology)
Brian Winders, RHP, 3.53 (General Studies)
Casey Cuntz, SS, 3.42 (General Studies)
- 1994 **Kevin Ainsworth**, RF, 3.07 (Business Management)
Scott Berardi, C, 3.12 (Advertising)
Tim Lanier, C, 3.25 (Kinesiology)
Bhrett McCabe, RHP, 3.11 (Zoology)
Warren Morris, LF, 3.68 (Accounting)
Kevin Ward, C, 3.40 (Accounting)
- 1993 **Mike Sirotko**, LHP, 3.15 (Psychology)
Matt Chamberlain, RHP, 3.28 (Microbiology)
Brian Winders, RHP, 3.10 (Microbiology)
- 1992 **Tim Bauer**, C, 3.50 (Marketing)
Matt Chamberlain, RHP, 3.32 (Microbiology)
David Herry, RHP, 3.10 (Business Administration)
Jared Mula, OF, 3.20 (General Studies)
Bhrett McCabe, RHP, 3.00 (General Studies)
Mike Sirotko, LHP, 3.20 (Psychology)
- 1991 **Tim Bauer**, C, 3.60 (Marketing)
Paul Byrd, RHP, 3.04 (General Studies)
Matt Chamberlain, RHP, 3.35 (Pre-Medicine)
Pat Garrity, DH, 3.03 (General Studies)
- 1988 **Daniel Edwards**, C, 3.81 (Philosophy)
- 1987 **Rob Hartwig**, OF, 3.15 (General Studies)
Mark Guthrie, LHP, 3.13 (General Studies)
Pete Bush, 1B, 3.05 (Management)
- 1986 **Joe Zimmerman**, P, 3.25 (Phys. Ed.)
Terry Belle, OF, 3.00 (Accounting)
- 1985 **Joe Zimmerman**, P, 3.57 (Physical Therapy)
- 1984 **Mark Howie**, SS, 3.25 (Business Admin.)
- 1983 **Mark Howie**, SS, 3.00 (Marketing)



Raph Rhymes • 2012 SEC Player of the Year



Aaron Nola • 2014 SEC Pitcher of the Year

- 1980 **Randy Olson**, OF, 3.00
(Education)
- 1979 **Lucien Tujague**, OF, 3.20
(Petroleum Eng.)
- 1976 **Wally McMakin**, 3B, 3.30
(Education)
Tony Toups, SS, 3.20 (Business Admin.)
- 1975 **Wally McMakin**, DH, 3.00
(Education)
Randy Aldridge, OF, 3.40
(Education)
Guy Hollingsworth, P, 3.20
(Pre-Law)
- 1974 **Randy Aldridge**, OF, 3.75
(Education)
Tom Charpentier, P, 3.00
(Business Admin.)
- 1973 **Steve Spitz**, 2B, 3.00 (Business Admin.)
- 1971 **Mike Mook**, 2B, 3.20 (Business Admin.)
Lou Farmer, P, 3.20 (Business Admin.)

SEC FRESHMAN ACADEMIC HONOR ROLL

- 2016 **Trent Forshag**, C
Caleb Gilbert, RHP
O'Neal Lochridge, INF
- 2015 **Greg Deichmann**, INF
Alex Lange, RHP
Jake Latz, LHP
Jesse Stallings, RHP
- 2014 **Parker Bugg**, RHP
- 2013 **Mark Laird**, OF
- 2012 **Chris Sciambra**, OF
- 2011 **Jackson Slaid**, C
- 2010 **Chris Cotton**, LHP
- 2009 **Grant Dozar**, INF
Austin Nola, INF
- 2008 **Daniel Bradshaw**, RHP
Austin Ross, RHP
- 2006 **Paul Bertuccini**, RHP
Chris McGhee, OF
Jason Ogata, INF
Andrew York, RHP
- 2005 **Michael Hollander**, INF

FIRST TEAM ALL-SEC

- 2016 **Kramer Robertson**, SS
Bryce Jordan, DH
- 2015 **Alex Bregman**, SS
Alex Lange, RHP

- Andrew Stevenson**, OF
Kade Scivicque, C
Conner Hale, 3B
- 2014 **Aaron Nola**, RHP
- 2013 **Mason Katz**, 1B
Christian Ibarra, 3B
Alex Bregman, SS
Raph Rhymes, OF
Aaron Nola, RHP
- 2012 **Kevin Gausman**, RHP
Raph Rhymes, OF
- 2011 **Mikie Mahtook**, OF
- 2010 **Micah Gibbs**, C
- 2009 **Louis Coleman**, RHP
Blake Dean, DH
Matty Ott, RHP
- 2006 **Quinn Stewart**, OF
- 2005 **Ryan Patterson**, LF
Greg Smith, LHP
- 2004 **J.C Holt**, CF
Jon Zeringue, RF
- 2003 **Aaron Hill**, SS
Ryan Patterson, DH
Clay Harris, 1B
- 2002 **Lane Mestepey**, LHP
- 2001 **Lane Mestepey**, LHP
Wally Pontiff, 3B
Mike Fontenot, 2B
- 2000 **Brad Cresse**, C
- 1998 **Eddy Furniss**, 1B
- 1997 **Brandon Larson**, SS
Patrick Coogan, RHP
- 1996 **Eddy Furniss**, 1B
Nathan Dunn, 3B
Eddie Yarnall, LHP
- 1995 **Scott Schultz**, RHP
- 1994 **Russ Johnson**, SS
Todd Walker, 2B
- 1993 **Todd Walker**, 2B
Brett Laxton, RHP
- 1992 **Lloyd Peever**, RHP
Todd Walker, 2B
- 1991 **Tookie Johnson**, 2B
- 1990 **Wes Grisham**, OF
Chad Ogea, RHP
Keith Osik, C
Tookie Johnson, 2B
- 1989 **Ben McDonald**, RHP
Wes Grisham, DH
- 1988 **Craig Cala**, OF
Ben McDonald, RHP
- 1987 **Albert Belle**, OF
Gregg Patterson, LHP
- 1986 **Jim Bowie**, 1B

- Mark Guthrie**, LHP
- 1985 **Marty Lanoux**, 3B
- 1984 **Mark Cooper**, C
- 1983 **Mark Cooper**, C
Cal Santarelli, P
- 1980 **Don Schneider**, P
- 1979 **Bobby Mariano**, 3B
- 1976 **Paul Stefan**, P
Tony Toups, SS
- 1975 **Steve Frank**, 1B
Wally McMakin, 3B
Pat Mook, P
- 1973 **Gerald Keigley**, UT
Pat Mook, P
- 1972 **Mike Miley**, UT
Randy Wiles, P
- 1971 **Craig Burns**, OF
- 1969 **Tom Giles**, C
- 1968 **Bob Leake**, OF
- 1967 **Tom Giles**, C
Steve Ogin, OF
- 1964 **Steve George**, P
- 1963 **Gene Achord**, OF
- 1962 **Allen Smith**, P
- 1961 **Allen Smith**, P
John Bailey, OF
- 1958 **Bob Loftin**, P
Al White, 2B
- 1953 **Jerry Marchand**, C
- 1952 **Jerry Marchand**, C
Benny McArdle, P
- 1951 **Gene Murphy**, C

SEC PLAYER OF THE YEAR

- 2012 **Raph Rhymes**, OF
- 2004 **Jon Zeringue**, RF
- 2003 **Aaron Hill**, SS
- 1996 **Eddy Furniss**, 1B
- 1994 **Russ Johnson**, SS
- 1993 **Todd Walker**, 2B

SEC PITCHER OF THE YEAR

- 2014 **Aaron Nola**, RHP
- 2013 **Aaron Nola**, RHP
- 2009 **Louis Coleman**, RHP

SEC FRESHMAN OF THE YEAR

- 2015 **Alex Lange**, RHP
- 2013 **Alex Bregman**, SS
- 2009 **Matty Ott**, RHP
- 2001 **Lane Mestepey**, LHP
- 2000 **Mike Fontenot**, 2B

SECOND-TEAM ALL-SEC

- 2015 **Chris China**, 1B
- 2014 **Alex Bregman**, SS
- 2013 **JaCoby Jones**, 2B
- 2012 **Mason Katz**, OF
- 2011 **Mason Katz**, OF
- 2010 **Austin Nola**, SS
Matt Gaudet, DH
- 2009 **Anthony Ranaudo**, RHP
Ryan Schimpf, OF
- 2007 **Jared Bradford**, RHP
- 2006 **Michael Hollander**, SS
- 2005 **Nick Stavinoha**, RF
Blake Gill, DH
Clay Dirks, LHP
- 2004 **Clay Harris**, 3B
Ryan Patterson, LF
- 2003 **Nate Bumstead**, RHP
Blake Gill, 2B
Jon Zeringue, OF
- 2002 **Wally Pontiff**, 3B
Jake Tompkins, RHP
- 2001 **Ryan Theriot**, SS
Todd Linden, OF
Bryan Moore, 1B
- 1999 **Trey McClure**, OF
Jeff Leamont, 1B
- 1998 **Trey McClure**, 3B
Brad Cresse, C
Doug Thompson, RHP
- 1997 **Blair Barbier**, 2B
Eddy Furniss, 1B
- 1996 **Chad Cooley**, OF
Justin Bowles, OF
Jason Williams, SS
- 1995 **Warren Morris**, 2B
- 1994 **Scott Schultz**, RHP
- 1993 **Harry Berrios**, RF
- 1991 **Gary Hymel**, C
Lyle Mouton, RF
Rich Cordani, LF
- 1990 **Rich Cordani**, DH
Paul Byrd, RHP
- 1989 **Craig Cala**, RF
Curtis Lesknic, RHP
- 1987 **Dave Cunningham**, SS
- 1986 **Burke Broussard**, 2B
Jeff Reboulet, SS
Albert Belle, RF
Rob Leary, C
Barry Manuel, RHP



Chris Cotton • 2013 SEC Tournament MVP



Austin Nola • 2010 SEC Tournament MVP

ALL-SEC WESTERN DIVISION (1951-85)

1985 Jeff Reboulet, SS
Marty Lanoux, 3B
Robbie Smith, P

1984 Mark Cooper, C
Tim Sossamon, OF
John Dixon, DH

1983 Mark Cooper, C
Cal Santarelli, P

1982 Dan Karp, C
Billy Donathan, P

1981 Chip Moses, 2B

1980 Don Schneider, P
Mike Alvarez, P
Randy Olson, 1B

1979 Bobby Mariano, 3B
Duane Dewey, C
Pete Almaguer, 2B
Mike Alvarez, P

1976 Paul Stefan, P
Tony Toups, SS

1975 Steve Frank, 1B
Wally McMakin, 3B
Pat Moock, P
Vaughn Meiners, OF
Tommy Saizan, C

1974 Randy Aldridge, OF
Tom Charpentier, P
Mike Miley, UT

1973 Gerald Keigley, UT
Pat Moock, P
Mike Sonderegger, OF

1972 Mike Miley, UT
Randy Wiles, P

1971 Craig Burns, OF
Lou Farmer, P

1970 Bill Bright, OF

1969 Tom Giles, C

1968 Bob Leake, OF
Ron Hunt, UT

1967 Tom Giles, C
Steve Oglin, OF

1966 Bruce Baudier, P

1964 Steve George, P
Gene Achord, OF
Harry Morel, 3B

1963 Gene Achord, OF
Wiley Dial, P

1962 Allen Smith, P
Larry Edmondson, UT
Jimmy Field, OF

1961 John Bailey, OF
Allen Smith, P
Lynn Amedee, P
Larry Edmondson, SS

1958 Bob Loftin, P
Al White, 2B

1953 Jerry Marchand, C

1952 Jerry Marchand, C
Benny McArdle, P

1951 Gene Murphy, C

SEC ALL-TOURNAMENT

2015 Jared Foster, 2B

2014 Jared Poche, LHP
Aaron Nola, RHP
Kade Scivicque, C
Tyler Moore, 1B
Conner Hale, 2B
Alex Bregman, SS
Mark Laird, OF
Sean McMullen, DH

2013 Chris Cotton, LHP
Christian Ibarra, 3B
Jared Foster, OF
Sean McMullen, DH

2012 Mason Katz, OF

2010 Ben Alsup, RHP
Blake Dean, 1B
Tyler Hanover, 2B
Austin Nola, SS
Mikie Mahtook, OF

2009 Daniel Bradshaw, RHP
Austin Nola, SS
Mikie Mahtook, OF
Blake Dean, DH

2008 Blake Martin, LHP
Matt Clark, 1B
Ryan Schimpf, 2B
Blake Dean, DH

2003 Aaron Hill, SS

2002 Matt Heath, OF

2001 Matt Heath, C
Todd Linden, OF

2000 Brian Tallet, LHP
Brad Hawpe, 1B
Blair Barbier, 3B
Wally Pontiff, OF
Cedrick Harris, OF

1998 Randy Keisler, LHP

1997 Danny Higgins, DH
Blair Barbier, 2B
Brandon Larson, SS

1996 Eddie Yarnall, LHP

1995 Warren Morris, 2B
Nathan Dunn, 3B
Chad Cooley, OF
Eddy Furniss, DH

1994 Russ Johnson, SS
Kevin Ainsworth, OF
Brad Wilson, DH

1993 Jason Williams, 3B

Russ Johnson, SS
Harry Berrios, OF
Mike Neal, OF
Will Hunt, LHP

1992 Todd Walker, 2B
Andy Sheets, SS
Chris Moock, OF
Mike Neal, DH
Lloyd Peever, RHP
Ronnie Rantz, LHP

1991 Chris Moock, OF

1990 Wes Grisham, OF
Chad Ogea, RHP
Scott Bethea, SS
Ron Lim, OF

1988 Rich Vasquez, OF

1987 Dave Cunningham, SS
Craig Faulkner, C

1986 Jeff Yurtin, 3B
Mike Papajohn, OF
Albert Belle, OF
Barry Manuel, P

1985 Jeff Reboulet, SS

1979 Bobby Mariano, 3B
Steve Bollman, UT

OUTSTANDING PLAYER SEC TOURNAMENT

2014 Tyler Moore, 1B

2013 Chris Cotton, LHP

2010 Austin Nola, SS

2009 Mikie Mahtook, OF

2008 Blake Dean, DH

2000 Wally Pontiff, OF

1994 Russ Johnson, SS

1993 Harry Berrios, OF

1992 Andy Sheets, SS

1986 Jeff Yurtin, 3B

ABCA ALL SOUTH REGION

2015 Chris China, 1B (1st Team)
Alex Bregman, SS (1st Team)
Alex Lange, RHP (1st Team)
Kade Scivicque, C (2nd Team)
Andrew Stevenson, OF (2nd Team)

2014 Aaron Nola, RHP (1st Team)

2013 Alex Bregman, SS (1st Team)
Mason Katz, 1B (1st Team)
Aaron Nola, RHP (1st Team)

2012 Raph Rhymes, OF (1st Team)
Kevin Gausman, RHP (1st Team)
Mason Katz, OF (1st Team)

2011 Mikie Mahtook, OF (1st Team)

2010 Micah Gibbs, C (1st Team)

2009 Louis Coleman, RHP (1st Team)
Anthony Ranaudo, RHP (1st Team)

Team)
Matty Ott, RHP (1st Team)
Ryan Schimpf, OF (2nd Team)

2008 Blake Dean, OF (2nd Team)
Ryan Verdugo, RHP (2nd Team)

2007 Jared Bradford, RHP (2nd Team)

2006 Quinn Stewart, RF (1st Team)

2005 Ryan Patterson, LF (1st Team)
Greg Smith, LHP (1st Team)
Nick Stavinoha, RF (2nd Team)

2004 Jon Zeringue, RF (1st Team)
Clay Harris, 3B (1st Team)
J.C. Holt, CF (2nd Team)

2003 Aaron Hill, SS (1st Team)
Nate Bumstead, RHP (2nd Team)
Ryan Patterson, DH (2nd Team)

2002 Lane Mestepey, LHP

2001 Todd Linden, OF
Bryan Moore, 1B (2nd Team)
Mike Fontenot, 2B (2nd Team)

2000 Brad Cresse, C

1998 Eddy Furniss, 1B
Brad Cresse, C
Randy Keisler, LHP (2nd team)

1997 Brandon Larson, SS
Patrick Coogan, RHP
Mike Koerner, CF (2nd Team)

1996 Eddy Furniss, 1B
Jason Williams, SS
Nathan Dunn, 3B
Justin Bowles, OF
Eddie Yarnall, LHP

1995 Scott Schultz, RHP

1994 Todd Walker, 2B
Russ Johnson, SS

1993 Todd Walker, 2B
Harry Berrios, OF
Brett Laxton, RHP

1992 Lloyd Peever, RHP
Todd Walker, 2B
Rick Greene, RHP (2nd Team)

1991 Tookie Johnson, 2B
Rick Greene, RHP

1989 Ben McDonald, RHP
Wes Grisham, DH (2nd Team)

1986 Barry Manuel, RHP
Mark Guthrie, LHP (2nd Team)
Jim Bowie, 1B (2nd Team)
Jeff Reboulet, SS (2nd Team)

1984 Mark Cooper, C

1983 Cal Santarelli, P

1976 Paul Stefan, P

1975 Pat Moock, P
Steve Frank, 1B
Wally McMakin, INF



Lyle Mouton

1990 NCAA South I Regional All-Tournament Team



Barry Manuel

1986 & 1987 NCAA Regional All-Tournament Team

NCAA REGIONAL ALL-TOURNAMENT

2016

Baton Rouge Regional

Alex Lange, RHP
Greg Deichmann, 1B
Kramer Robertson, SS
Jake Fraley, OF

2015

Baton Rouge Regional

Alex Lange, RHP
Chris China, 1B
Conner Hale, 3B
Andrew Stevenson, OF

2014

Baton Rouge Regional

Aaron Nola, RHP
Alex Bregman, SS
Sean McMullen, DH

2013

Baton Rouge Regional

Aaron Nola, RHP
Brent Bonvillain, LHP
Ty Ross, C
Mason Katz, 1B
Alex Bregman, SS
Raph Rhymes, OF

2012

Baton Rouge Regional

Kevin Gausman, RHP
Aaron Nola, RHP
Ty Ross, C
Austin Nola, SS

2010

Los Angeles Regional

Leon Landry, OF

2009

Baton Rouge Regional

Anthony Ranaudo, RHP
Louis Coleman, RHP
Micah Gibbs, C

Sean Ochinko, 1B

Austin Nola, SS
Jared Mitchell, OF

2008

Baton Rouge Regional

Paul Bertuccini, RHP
Matt Clark, 1B
Ryan Schimpf, 2B
DJ LeMahieu, SS
Leon Landry, OF
Jared Mitchell, OF
Blake Dean, DH

2005

Baton Rouge Regional

Clay Harris, 2B
Chris Jackson, 3B
Nick Stavinoha, OF
Ryan Patterson, OF

2004

Baton Rouge Regional

Nate Bumstead, RHP
Blake Gill, SS
Will Harris, 1B
J.C. Holt, CF
Matt Liuzza, C
Justin Meier, RHP
Nick Stavinoha, DH
Jon Zeringue, RF

2003

Baton Rouge Regional

Matt Liuzza, C
Blake Gill, 2B
Aaron Hill, SS
Ivan Naccarata, 3B
J.C. Holt, OF
Ryan Patterson, DH

2002

Baton Rouge Regional

Chris Phillips, C
Rocky Scelfo, 1B

J.C. Holt, 2B

Sean Barker, OF
Matt Heath, OF
David Raymer, DH
Jake Tompkins, RHP

2001

Baton Rouge Regional

Mike Fontenot, 2B
Lane Mestepey, LHP
Bryan Moore, 1B
Wally Pontiff, 3B
Zeph Zinsman, DH

2000

Baton Rouge Regional

Brad Hawpe, 1B
Mike Fontenot, 2B
Brad Cresse, C
Johnnie Thibodeaux, OF
Jeremy Witten, OF
Wally Pontiff, OF
Brian Tallet, LHP

1999

Baton Rouge Regional

Jeff Leamont, 1B
Ryan Theriot, 2B
Jeremy Witten, OF
Brad Hawpe, OF
Trey McClure, DH
Kurt Ainsworth, RHP
Ben Saxon, RHP

1998

South II Regional

Brad Cresse, C
Eddy Furniss, 1B
Trey McClure, 2B
Josh Dalton, SS
Cedrick Harris, OF
Wes Davis, DH
Doug Thompson, RHP
Brandon Bowe, RHP

1997

South I Regional

Eddy Furniss, 1B
Brandon Larson, SS
Trey McClure, 3B
Tom Bernhardt, RF
Mike Koerner, CF
Doug Thompson, RHP
Patrick Coogan, RHP

1996

South II Regional

Eddy Furniss, 1B
Warren Morris, 2B
Jason Williams, SS
Nathan Dunn, 3B
Chad Cooley, OF
Eddie Yarnall, LHP

1995

South Regional

Scott Schultz, RHP
Mike Klostermeyer, 1B

1994

South Regional

Todd Walker, 2B
Russ Johnson, SS
Chad Cooley, OF
Brett Laxton, RHP
Tim Lanier, C

1993

South Regional

Kenny Jackson, 1B
Todd Walker, 2B
Harry Berrios, OF
Armando Rios, OF
Mike Neal, DH
Mike Sirotka, LHP

1992

South I Regional

Chris Mook, OF

1991

South Regional

Tookie Johnson, 2B
Chris Mook, 3B
Rich Cordani, OF
Gary Hymel, C
Mike Sirotka, LHP

1990

South I Regional

Chad Ogea, P
Tim Clark, OF
Lyle Mouton, DH
Johnny Tellechea, 1B

1989

Central Regional

Ben McDonald, P
Curtis Leskanic, P
Wes Grisham, DH
Tookie Johnson, 2B
Matt Gruver, LF

1987

South II Regional

Dave Cunningham, SS
Craig Faulkner, C
Mike Papajohn, OF
Gregg Patterson, LHP
Barry Manuel, P

1986

South I Regional

Jim Bowie, 1B
Jeff Yurtin, 3B
Albert Belle, OF
Barry Manuel, P

1985

Central Regional

Tim Sossamon, OF

Outstanding Player

NCAA Regional Tournament

2016	Baton Rouge	Greg Deichmann , 1B
2015	Baton Rouge	Alex Lange , RHP
2013	Baton Rouge	Alex Bregman , SS
2012	Baton Rouge	Austin Nola , SS
2009	Baton Rouge	Anthony Ranaudo , RHP
2008	Baton Rouge	Blake Dean , DH
2005	Baton Rouge	Nick Stavinoha , OF
2004	Baton Rouge	Blake Gill , SS
2003	Baton Rouge	J.C. Holt , OF
2002	Baton Rouge	Jake Tompkins , RHP
2000	Baton Rouge	Brad Hawpe , 1B
1999	Baton Rouge	Kurt Ainsworth , RHP
1998	South II	Eddy Furniss , 1B
1997	South I	Trey McClure , 3B
1996	South II	Jason Williams , SS
1994	South	Todd Walker , 2B
1993	South	Mike Sirotko , LHP
1989	Central	Ben McDonald , RHP
1987	South II	Gregg Patterson , LHP
1986	South I	Albert Belle , OF

College World Series All-Tournament

2015	Kade Scivicque , C
2009	DJ LeMahieu , 2B Jared Mitchell , OF Ryan Schimpf , OF Anthony Ranaudo , RHP
2000	Mike Fontenot , 2B Blair Barbier , 3B Ryan Theriot , SS Brad Hawpe , DH Trey Hodges , RHP
1998	Cedrick Harris , OF
1997	Eddy Furniss , 1B Brandon Larson , SS Mike Koerner , CF Tom Bernhardt , RF
1996	Tim Lanier , C Justin Bowles , OF Eddie Yarnall , LHP
1994	Todd Walker , 2B
1993	Adrian Antonini , C Todd Walker , 2B Jim Greely , OF Armando Rios , OF Brett Laxton , RHP Mike Sirotko , LHP
1991	Gary Hymel , C Johnny Tellechea , 1B Lyle Mouton , OF Chad Ogea , RHP
1990	Tim Clark , OF Lyle Mouton , DH
1987	Jack Voigt , OF Gregg Patterson , LHP

College World Series

Most Outstanding Player

2009	Jared Mitchell , OF
2000	Trey Hodges , RHP
1997	Brandon Larson , SS
1993	Todd Walker , 2B
1991	Gary Hymel , C

Dick Howser Award Winner

1998	Eddy Furniss , 1B
------	--------------------------

Golden Spikes Award Winner

1989	Ben McDonald , RHP
------	---------------------------

Golden Spikes Award Finalists

2015	Alex Bregman , SS
2014	Aaron Nola , RHP
2000	Brad Cresse , C
1998	Eddy Furniss , 1B
1997	Brandon Larson , SS
1994	Todd Walker , 2B Russ Johnson , SS
1993	Todd Walker , 2B
1992	Lloyd Peever , RHP
1989	Ben McDonald , RHP

Smith Award Winner

1989	Ben McDonald , RHP
------	---------------------------

Johnny Bench Award Winner

2000	Brad Cresse , C
------	------------------------

Brooks Wallace Award Winner

2013	Alex Bregman , SS
------	--------------------------

College Baseball Foundation
National Pitcher of the Year

2014	Aaron Nola , RHP
------	-------------------------

Baseball America

National Player of the Year

1989	Ben McDonald , RHP
------	---------------------------

Collegiate Baseball

National Player of the Year

1992	Lloyd Peever , RHP
1989	Ben McDonald , RHP

Collegiate Baseball

National Freshman of the Year

2015	Alex Lange , RHP
2013	Alex Bregman , SS
2001	Lane Mestepey , LHP
2000	Mike Fontenot , 2B
1993	Brett Laxton , RHP
1992	Todd Walker , 2B

Baseball America

National Freshman of the Year

2013	Alex Bregman , SS
1993	Brett Laxton , RHP
1992	Todd Walker , 2B

Perfect Game

National Freshman of the Year

2013	Alex Bregman , SS
------	--------------------------

NCBWA National Freshman of the Year

2015	Alex Lange , RHP
2013	Alex Bregman , SS

Corbett Award Outstanding Louisiana

Amateur Athlete

2015	Alex Lange , RHP
2013	Aaron Nola , RHP
2010	Louis Coleman , RHP
2000	Brad Cresse , C
1997	Brandon Larson , SS



Blake Dean (left) earned 2009 First-Team All-SEC recognition, and he was a First-Team All-American in 2008.

1996	Warren Morris , 2B
------	---------------------------

1994	Russ Johnson , SS
------	--------------------------

1993	Todd Walker , 2B
------	-------------------------

United States Olympians

2000	Kurt Ainsworth , RHP (Gold)
------	------------------------------------

1996	Warren Morris , 2B (Bronze)
------	------------------------------------

Jason Williams, SS (Bronze)

Skip Bertman, Head Coach (Bronze)

1992	Rick Greene , RHP
------	--------------------------

1988	Ben McDonald , RHP (Gold)
------	----------------------------------

Skip Bertman, Asst. Coach (Gold)

College Baseball Hall of Fame Members

2010	Eddy Furniss , 1B
------	--------------------------

2009	Todd Walker , 2B
------	-------------------------

2008	Ben McDonald , RHP
------	---------------------------

2006	Skip Bertman , Head Coach
------	----------------------------------

ABCA Hall of Fame Members

2014	Paul Mainieri , Head Coach
------	-----------------------------------

2003	Skip Bertman , Head Coach
------	----------------------------------

Louisiana Sports Hall of Fame Members

Joe Bill Adcock, 1B

Albert Belle, OF

Skip Bertman, Head Coach

Buddy Blair, 3B

Alvin Dark, SS

Mel Didier, P

Eddy Furniss, 1B

Ben McDonald, RHP

Harry Rabenhorst, Head Coach

Connie Ryan, 2B

Todd Walker, 2B

LSU Athletic Hall of Fame Members

2013	Kurt Ainsworth , RHP
------	-----------------------------

2011	Skip Bertman , Head Coach
------	----------------------------------

Lloyd Peever, RHP

2008	Harry Rabenhorst , Head Coach
------	--------------------------------------

2007	Eddy Furniss , 1B
------	--------------------------

2006	Todd Walker , 2B
------	-------------------------

1981	Alvin Dark , SS
------	------------------------


1978	Joe Bill Adcock , 1B
------	-----------------------------

LSU Retired Jersey Numbers

2016	Eddy Furniss , 1B (#36)
------	--------------------------------

2009	Ben McDonald , RHP (#19)
------	---------------------------------

2001	Skip Bertman , Head Coach (#15)
------	--



Skip Bertman (left) was a six-time National Coach of the Year.

Collegiate Baseball National Coach of the Year

2009	Paul Mainieri
2000	Skip Bertman
1997	Skip Bertman
1996	Skip Bertman
1993	Skip Bertman
1991	Skip Bertman

ABCA National Coach of the Year

2009	Paul Mainieri
2000	Skip Bertman
1997	Skip Bertman
1996	Skip Bertman
1993	Skip Bertman
1991	Skip Bertman

The Sporting News National Coach of the Year

1986	Skip Bertman
------	--------------

Baseball America National Coach of the Year

2009	Paul Mainieri
1996	Skip Bertman
1986	Skip Bertman

NCBWA National Coach of the Year

2015	Paul Mainieri
------	---------------

College Baseball Foundation National Coach of the Year (Skip Bertman Award)

2015	Paul Mainieri
------	---------------

Rivals.com National Coach of the Year

2009	Paul Mainieri
2008	Paul Mainieri

SEC Coach of the Year

2015	Paul Mainieri
2009	Paul Mainieri
2003	Smoke Laval
1997	Skip Bertman
1996	Skip Bertman
1993	Skip Bertman
1992	Skip Bertman
1991	Skip Bertman
1990	Skip Bertman
1986	Skip Bertman
1975	Jim Smith

Louisiana Sportswriters Association Coach of the Year

2015	Paul Mainieri
2013	Paul Mainieri
2012	Paul Mainieri
2009	Paul Mainieri
2008	Paul Mainieri
2004	Smoke Laval
2003	Smoke Laval
2002	Smoke Laval
1998	Skip Bertman
1993	Skip Bertman
1992	Skip Bertman
1990	Skip Bertman
1986	Skip Bertman
1985	Skip Bertman

Skip Bertman LSU Leadership Award

2016	Jake Fraley, OF
2015	Alex Bregman, SS
2014	Aaron Nola, RHP
2013	Raph Rhymes, OF
2012	Grant Dozar, INF
2011	Mike Mahtook, OF
2010	Blake Dean, 1B
2009	Louis Coleman, RHP
2008	Jared Bradford, RHP

Wally Pontiff Jr. LSU Scholar-Athlete Award

2016	Jared Poche, LHP
2015	Chris Sciambra, OF
2014	Sean McMullen, OF
2013	Mason Katz, 1B
2012	Austin Nola, SS
2011	Daniel Bradshaw, RHP; Ben Alsup, RHP
2010	Paul Bertuccini, RHP
2009	Nicholas Pontiff, OF/INF
2008	Michael Hollander, INF



LSU defeated Oklahoma in the 2013 Super Regional

2016 NCAA Super Regional**June 11, 2016 at Baton Rouge, La.**

Coastal Carolina..... 010 014 311 - 11 12 1 (48-16)
 LSU..... 000 310 103 - 8 11 2 (45-20)
 WP-HOLMES, Bobby (5-2) Save-MORRISON, Mike(11)
 LP-Alex Lange (8-4) T-4:24 A-11516
 HR COASTAL - OWINGS, Connor (16), REMILLARD,
 Zach (19), YOUNG, G.K. (17)
 HR LSU - Greg Deichmann (11)

June 12, 2016 at Baton Rouge, La.

LSU..... 001 000 101 - 3 10 2 (45-21)
 Coastal Carolina..... 200 001 001 - 4 7 3 (49-16)
 WP-HOLMES, Bobby (6-2) LP-Hunter Newman (1-1)
 T-3:39 A-11606

2016 NCAA Regional**June 3, 2016 at Baton Rouge, La.**

Utah Valley..... 010 000 000 - 1 6 1 (37-22)
 LSU..... 211 010 20X - 7 12 1 (43-18)
 WP-Jared Poche' (8-4) LP-Beddes, Danny (9-4) T-3:03
 A-9770 HR LSU - Jake Fraley (4),
 Greg Deichmann (8)

June 5, 2016 at Baton Rouge, La.

Rice..... 000 011 000 - 2 6 0 (36-23)
 LSU..... 400 000 00X - 4 6 0 (44-18)
 WP-Alex Lange (8-3) Save-Hunter Newman(7)
 LP-Jon Duplantier (7-7) T-3:03 A-10282
 HR RICE - Grayson Lewis (4) HR LSU - Greg
 Deichmann (9)
 56 minute rain delay in the top of the 6th inning

June 6, 2016 at Baton Rouge, La.

LSU..... 000 130 020 - 6 15 0 (44-19)
 Rice..... 030 130 30X - 10 13 0 (38-23)
 WP-Glenn Otto (10-2) LP-Riley Smith (2-1) T-3:46
 A-10261
 HR LSU - Jake Fraley (5), Kramer Robertson (2)
 HR RICE - Tristan Gray (5)

June 7, 2016 at Baton Rouge, La.

LSU..... 000 000 320 - 5 6 1 (45-19)
 Rice..... 110 000 000 - 2 4 2 (38-24)
 WP-Jared Poche' (9-4) Save-Hunter Newman(8)
 LP-Willy Amador (2-2) T-2:34 A-9854
 HR LSU - Greg Deichmann (10),
 Michael Papierski (3)

2015 College World Series**June 14, 2015 at Omaha, Neb.**

TCU..... 000 240 400 - 10 9 0 (50-13)
 LSU..... 000 100 020 - 3 8 4 (53-11)
 WP-Morrison, Preston (12-3) LP-Jared Poche' (9-2)
 T-3:16 A-24506
 HR LSU - Jared Foster (10)

June 16, 2015 at Omaha, Neb.

LSU..... 004 000 100 - 5 13 0 (54-11)
 CS Fullerton..... 300 000 000 - 3 6 0 (39-25)
 WP-Alex Lange (12-0) LP-Seabold, Connor (5-4)
 T-3:06 A-18751

June 18, 2015 at Omaha, Neb.

LSU..... 102 000 001 - 4 7 0 (54-12)
 TCU..... 030 030 20X - 8 10 0 (51-14)
 WP-Teakell, Trey (3-1) LP-Austin Bain (2-3) T-3:22
 A-26803

2015 NCAA Super Regional**June 6, 2015 at Baton Rouge, La.**

UL-Lafayette..... 000 001 011 - 3 10 2 (42-22)
 LSU..... 102 000 001 - 4 5 0 (52-10)
 WP-Parker Bugg (1-2) LP-Bacon, Will (6-3) T-2:38
 A-11779 HR UL - Conrad, Brenn (1)
 HR LSU - Jake Fraley (2), Chris Sciambra (3)

June 7, 2015 at Baton Rouge, La.

LSU..... 000 000 141 - 6 7 2 (53-10)
 UL-Lafayette..... 000 000 012 - 3 7 1 (42-23)
 WP-Jared Poche' (9-1) LP-Leger, Gunner (6-5) T-2:59
 A-11795 HR LSU - Kade Scivicque (6)

2015 NCAA Regional**May 29, 2015 at Baton Rouge, La.**

Lehigh..... 000 200 100 - 3 5 1 (25-30)
 LSU..... 000 213 22X - 10 13 1 (49-10)
 WP-Hunter Newman (3-0) LP-Boswick, Kevin (3-4)
 T-2:51 A-10945 (2 hour 17 minute rain delay in the
 middle of the 1st inning)

May 30, 2015 at Baton Rouge, La.

LSU..... 000 000 101 - 2 10 0 (50-10)
 UNC Wilmington..... 000 000 000 - 0 6 3 (40-17)
 WP-Alex Lange (11-0) LP-Phillips, Evan (2-2) T-2:53
 A-11251

June 1, 2015 at Baton Rouge, La.

UNC Wilmington..... 000 000 000 - 0 6 2 (41-18)
 LSU..... 020 000 00X - 2 8 1 (51-10)
 WP-Jared Poche' (8-1) Save-Parker Bugg(3)
 LP-Crump, Justin (1-2) T-2:35 A-11301

2014 NCAA Regional**May 30, 2014 at Baton Rouge, La.**

Southeastern La..... 100 012 000 - 4 8 4 (37-24)
 LSU..... 011 000 24X - 8 14 0 (45-14-1)
 WP-Nate Fury (3-1) LP-Hills, Dylan (6-4)
 T-2:40 A-11382
 HR SLU - Godbold, Andrew (9), Roberson, Sam (4);
 HR LSU - Sean McMullen (7)
 Actual Attendance: 9,328

May 31, 2014 at Baton Rouge, La.

LSU..... 012 000 200 - 5 12 0 (46-14-1)
 Houston..... 010 000 000 - 1 5 0 (45-16)
 WP-Aaron Nola (11-1) LP-LEMOINE, Jake (6-7)
 T-2:56 A-11702
 Actual Attendance: 10,436
 5th largest actual attendance in Alex Box history

June 1, 2014 at Baton Rouge, La.

Houston..... 000 000 040 01 - 5 9 0 (47-16)
 LSU..... 010 000 300 00 - 4 10 1 (46-15-1)
 WP-WELLBROCK, Chase (5-0) LP-Joe Broussard (3-2)
 T-3:25 A-11459
 HR LSU - Kade Scivicque (7), Tyler Moore (6)
 Actual Attendance: 9,482

June 2, 2014 at Baton Rouge, La.

LSU..... 200 000 000 - 2 8 1 (46-16-1)
 Houston..... 207 000 03X - 12 12 0 (48-16)
 WP-ROBINSON, Jared (5-1) LP-Parker Bugg (2-2)
 T-3:37 A-11339... Actual Attendance: 9,032

2013 College World Series**June 16, 2013 at Omaha, Neb.**

UCLA..... 000 001 010 - 2 5 1 (45-17)
 LSU..... 000 100 000 - 1 5 2 (57-10)
 WP-Plutko, Adam (9-3) Save-Berg, David(22)
 LP-Aaron Nola (12-1) T-3:10 A-26344
 HR LSU - Mason Katz (16)

June 18, 2013 at Omaha, Neb.

N. Carolina..... 201 000 100 - 4 11 0 (58-11)
 LSU..... 000 010 100 - 2 10 0 (57-11)
 WP-Trent Thornton (12-1) Save-Chris McCue(2)
 LP-Cody Glenn (7-3) T-3:01 A-21380
 HR NC - Brian Holberton (12)
 LSU eliminated.

2013 NCAA Super Regional**June 7, 2013 at Baton Rouge, La.**


Oklahoma..... 000 000 000 - 0 2 0 (43-20)
 LSU..... 000 000 02X - 2 6 0 (56-9)
 WP-Aaron Nola (12-0) LP-Gray, J. (10-3) T-2:18
 A-12007
 Actual Attendance: 11,095



Anthony Ranaudo recorded 14 strikeouts versus Baylor in the 2009 NCAA Regional.



J.C. Holt was the 2003 NCAA Regional Most Outstanding Player.



Ryan Theriot was named to the 2000 CWS All-Tournament team.

June 8, 2013 at Baton Rouge, La.

LSU011 101 016 - 11 16 1 (57-9)
 Oklahoma100 000 000 - 1 5 4 (43-21)
 WP-Will LaMarche (3-0) LP-Overton, D. (9-3)
 T-3:33 A-12153
 HR LSU - JaCoby Jones (6)
 Actual Attendance: 11,401
 Actual Attendance - Alex Box Stadium record.
 52 minute weather delay starting at 7:31 pm in the top of the 5th inning.

2013 NCAA Regional

May 31, 2013 at Baton Rouge, La.

Jackson St.....200 000 032 - 7 12 4 (34-21)
 LSU202 402 01X - 11 11 0 (53-9)
 WP-Kurt McCune (4-1) LP-JUDAYA, (7-5) T-3:20
 A-11577
 HR JSUBASE - HAMPTON,Fred (1)
 HR LSU - Mason Katz (15), Jared Foster (2)
 25 minute rain delay starting at 2:16 pm in the top of the 1st inning
 Actual Attendance: 9,316

June 1, 2013 at Baton Rouge, La.

LSU121 000 040 - 8 11 5 (54-9)
 Sam Houston500 000 000 - 5 7 3 (38-21)
 WP-Aaron Nola (11-0) Save-Chris Cotton(16)
 LP-Scott, Alan (2-1) T-3:44 A-12085
 Actual Attendance: 10,752

June 2, 2013 at Baton Rouge, La.

LSU000 013 010 - 5 10 1 (55-9)
 UL-Lafayette000 001 000 - 1 3 1 (43-20)
 WP-Brent Bonvillain (3-0) LP-Boutte, C. (8-4)
 T-2:57 A-11838
 HR LSU - Alex Bregman (6)
 Actual Attendance: 10,191

2012 NCAA Super Regional

June 8, 2012 at Baton Rouge, La.

Stony Brook.....020 000 000 110 - 4 14 3 (50-13)
 LSU000 000 101 111 - 5 9 1 (47-16)
 WP-Kevin Gausman (12-1) LP-Vanderka, Frankie (2-3)
 T-4:11 A-11207
 HR SBU - Goldstein, Steven (4), Intagliata, Sal (2)
 HR LSU - JaCoby Jones (4), Mason Katz (12), Tyler Moore (4)
 Actual Attendance: 9,222
 Rain delay began at 3:08 pm
 Game resumed at 10:06 am on Saturday June 9.

June 9, 2012 at Baton Rouge, La.

LSU000 001 000 - 1 3 0 (47-17)
 Stony Brook.....002 010 00X - 3 6 2 (51-13)
 WP-Johnson, Tyler (12-1) LP-Kevin Gausman (12-2)
 T-2:26 A-11468
 HR SBU - Courtney, Kevin (4)
 Actual Attendance: 9,446

June 10, 2012 at Baton Rouge, La.

Stony Brook.....103 200 010 - 7 15 1 (52-13)
 LSU100 000 100 - 2 3 2 (47-18)
 WP-Vanderka, Frankie (3-3) LP-Ryan Eades (5-3)
 T-3:08 A-11976
 HR LSU - Mason Katz (13)
 Actual Attendance: 10,620

2012 NCAA Regional

June 1, 2012 at Baton Rouge, La.

UL-Monroe001 000 000 - 1 4 2 (31-29)
 LSU001 000 30X - 4 6 0 (44-16)
 WP-Aaron Nola (7-4) Save-Chris Cotton(1) LP-Zeigler, Randy (5-7) T-2:23 A-10989
 Actual Attendance: 9,902

June 2, 2012 at Baton Rouge, La.

Oregon State.....001 000 000 - 1 7 2 (39-19)
 LSU022 001 02X - 7 8 0 (45-16)
 WP-Kevin Gausman (11-1) LP-Child, Dan (6-4)
 T-3:16 A-11535
 Actual Attendance: 10,367
 Paid attendance is an LSU postseason record. Actual attendance is the largest in Alex Box Stadium history.

June 3, 2012 at Baton Rouge, La.

LSU300 000 101 1- 6 7 1 (46-16)
 Oregon State.....110 102 000 0 - 5 10 4 (40-20)
 WP-Chris Cotton (7-0) Save-Nick Goody(11) LP-Davis, Dylan (1-1) T-3:38 A-11036
 HR LSU - Raph Rhymes (4)
 Actual Attendance: 8,978

2010 NCAA Regional

June 4, 2010 at Los Angeles, Calif.

UC Irvine020 010 222 01 - 10 18 1 (37-20)
 LSU002 140 101 02 - 11 17 1 (41-20)
 WP-Ben Alsup (5-0) LP-Pettis, Eric (9-4)
 T-4:02 A-1414
 HR UCI - Larson, Francis 2 (7), Fisher, Ryan (4) HR LSU - Micah Gibbs (10), Alex Edward (2)

June 5, 2010 at Los Angeles, Calif.

UCLA011 101 101 - 6 11 2 (45-13)
 LSU000 000 003 - 3 7 0 (41-21)
 WP-Bauer, Trevor (10-3) LP-Anthony Ranaudo (5-3)
 T-3:19 A-2613
 HR UCLA - Espy, Dean (8), Regis, Cody (5), Gelalich, Jeff (1)

June 6, 2010 at Los Angeles, Calif.

LSU000 001 200 - 3 10 0 (41-22)
 UC Irvine010 201 00X - 4 7 0 (39-20)
 WP-Brock, Evan (6-4) Save-Hoover, Nick(1) LP-Ben Alsup (5-1) T-3:00 A-1015
 HR LSU - Blake Dean (12)
 HR UCI - Hillman, Drew (3)

2009 College World Series

June 13, 2009 at Omaha, Neb.

Virginia.....001 120 100 - 5 14 1 (48-14-1)
 LSU102 030 03X - 9 14 0 (52-16)
 WP-Austin Ross (6-7) LP-Matt Packer (3-5)
 T-3:40 A-24904
 HR VA - Steven Proscia (10), Franco Valdes (6)
 HR LSU - Ryan Schimpf (20), Sean Ochinko (8)

June 15, 2009 at Omaha, Neb.

LSU310 005 000 - 9 13 0 (53-16)
 Arkansas100 000 000 - 1 9 2 (40-23)
 WP-Louis Coleman (14-2) LP-Brett Eibner (5-5)
 T-3:24 A-23417
 HR LSU - Blake Dean (16), Mikie Mahtook (7), Austin Nola (3)

June 19, 2009 at Omaha, Neb.

LSU103 011 503 - 14 16 0 (54-16)
 Arkansas000 000 203 - 5 9 2 (41-24)
 WP-Anthony Ranaudo (11-3) LP-Stephen Richards (6-2) T-3:14 A-19734
 HR LSU - Ryan Schimpf (21), Blake Dean (17), Jared Mitchell (10), Tyler Hanover (5)
 HR AR - Chase Leavitt (2), Brett Eibner (12)
 Start of game delayed 2 hours and 30 minutes due to rain

June 22, 2009 at Omaha, Neb.

LSU 100 002 102 01 - 7 11 0 (55-16)
 Texas 000 302 100 00 - 6 9 1 (49-15-1)
 WP-Matty Ott (4-2) LP-Workman, B. (3-4)
 T-4:09 A-23019
 HR LSU - DJ LeMahieu (5), Ryan Schimpf (22)
 HR TX - Tucker, T. (3), Moldenhauer 2 (3), Keyes, K. (8),
 Rowe, C. (8)

June 23, 2009 at Omaha, Neb.

Texas 113 000 000 - 5 12 3 (50-15-1)
 LSU 010 000 000 - 1 5 2 (55-17)
 WP-Jungmann, T. (11-3) LP-Austin Ross (6-8)
 T-3:10 A-21871
 HR TX - Moldenhauer (4), Clark, P. (3)

June 24, 2009 at Omaha, Neb.

LSU 310 005 011 - 11 12 0 (56-17)
 Texas 002 020 000 - 4 9 1 (50-16-1)
 WP-Anthony Ranaudo (12-3) LP-Workman, B. (3-5)
 T-3:42 A-19986
 HR LSU - Sean Ochinko (9), Jared Mitchell (11)
 HR TX - Keyes, K. (9)

2009 NCAA Super Regional**June 5, 2009 at Baton Rouge, La.**

Rice 020 110 023 - 9 9 2 (43-17)
 LSU 000 162 03X - 12 12 4 (50-16)
 WP-Anthony Ranaudo (10-3) LP-Taylor Wall (7-6)
 T-3:27 A-9923
 HR RICE - Brock Holt (11), Anthony Rendon (20),
 Steven Sultzbaugh (8)
 HR LSU - Ryan Schimpf (19)
 Actual attendance: 9,375

June 6, 2009 at Baton Rouge, La.

LSU 100 121 000 - 5 10 1 (51-16)
 Rice 001 101 000 - 3 9 0 (43-18)
 WP-Louis Coleman (13-2) Save-Matty Ott(16) LP-Ryan
 Berry (7-2) T-3:00 A-10279
 HR LSU - Derek Helenihi (4)
 HR RICE - Brock Holt (12), Diego Seastrunk (7)
 Actual Attendance: 9,651

2009 NCAA Regional**May 29, 2009 at Baton Rouge, La.**

Southern 200 000 000 - 2 7 4 (30-16)
 LSU 000 001 72X - 10 14 1 (47-16)
 WP-Paul Bertuccini (2-0) LP-Chase Richard (6-4)
 T-2:42 A-9874 HR SU - Victor Franklin (11)
 Actual attendance: 8,641

May 30, 2009 at Baton Rouge, La.

LSU 010 100 000 1 - 3 9 1 (48-16)
 Baylor 000 001 010 0 - 2 3 1 (30-25)
 WP-Anthony Ranaudo (9-3) Save-Matty Ott(15)
 LP-Volz, Kendal (3-7) T-3:17 A-9936
 HR LSU - Jared Mitchell (9)
 HR BU - Glime, Gregg (3)
 Actual Attendance: 9,149

May 31, 2009 at Baton Rouge, La.

LSU 043 002 010 - 10 17 1 (49-16)
 Minnesota 000 000 102 - 3 7 1 (40-19)
 WP-Louis Coleman (12-2) LP-Allen Bechstein (0-1)
 T-2:44 A-9759
 HR LSU - Ryan Schimpf (18), Blake Dean (15)
 HR MINN - Kyle Knudson (4), Nick O'Shea (11)
 Actual attendance: 8,820
 Minnesota pitcher Tyler Oakes ejected in the bottom
 of the 6th. Minnesota pitching coach Todd Oakes
 ejected in the top of the 8th.



Brad Cresse delivered the game-winning hit in the 2000 CWS title contest versus Stanford.

2008 College World Series**June 15, 2008 at Omaha, Neb.**

LSU 110 000 020 - 4 8 1 (48-18-1)
 North Carolina 302 110 10X - 8 17 0 (52-12)
 WP-Alex White (11-3) Save-Rob Wooten(5) LP-Ryan
 Verdugo (9-4) T-2:59 A-22239
 HR LSU - Michael Hollander (6), Matt Clark (27)

June 17, 2008 at Omaha, Neb.

Rice 020 011 100 - 5 10 3 (47-15)
 LSU 000 000 114 - 6 11 0 (49-18-1)
 WP-Louis Coleman (8-0) LP-Cole St.Clair (10-3)
 T-3:02 A-19103
 HR RICE - Aaron Luna (10)

June 19, 2008 at Omaha, Neb.

North Carolina 200 010 004 - 7 9 2 (53-13)
 LSU 010 002 000 - 3 4 0 (49-19-1)
 WP-Alex White (12-3) LP-Louis Coleman (8-1)
 T-3:15 A-30422
 HR NC - Tim Federowicz (5)
 HR LSU - Matt Clark (28)

2008 NCAA Super Regional**June 7, 2008 at Baton Rouge, La.**

UC Irvine 200 013 230 - 11 13 2 (42-16)
 LSU 010 001 030 - 5 9 1 (46-17-1)
 WP-Gorgen, Scott (12-3) LP-Ryan Verdugo (9-3)
 T-3:23 A-8023
 HR UCI - Bardeen, Brock (5), Madigan, Sean (2)
 HR LSU - DJ LeMahieu (6)
 Actual attendance: 7,460

June 8, 2008 at Baton Rouge, La.

LSU 010 100 025 - 9 14 0 (47-17-1)
 UC Irvine 001 600 000 - 7 11 0 (42-17)
 WP-Louis Coleman (7-0) LP-Pettis, Eric (4-3)
 T-3:11 A-8029
 HR LSU - Jared Mitchell (6)
 HR UCI - Bardeen, Brock (6)
 Actual attendance: 6,971

June 9, 2008 at Baton Rouge, La.

UC Irvine 001 010 230 - 7 13 2 (42-18)
 LSU 612 070 32X - 21 24 1 (48-17-1)
 WP-Jordan Brown (5-0) LP-Stowell, Bryce (8-3)
 T-3:54 A-8348
 HR UCI - Deragisch, Eric (1), Bell, Dillon (5)
 HR LSU - Blake Dean (20), Micah Gibbs (2), Matt
 Clark (26), Buzzy Haydel (1), Johnny Dishon (2), Ryan
 Schimpf 2 (12)
 Actual attendance: 8,173
 Largest actual attendance in Alex Box history.



LSU is one of only three schools to win six CWS titles.

2008 NCAA Regional**May 30, 2008 at Baton Rouge, La.**

Texas Southern 000 001 000 - 1 8 3 (16-33)
 LSU 400 214 10X - 12 13 1 (44-16-1)
 WP-Jordan White (4-0) Save-Austin Ross(3)
 LP-MORENO,Ehern (2-5)
 T-2:59 A-7671
 HR TSU - RHONE,Earnest (9)
 HR LSU - Blake Dean 2 (18), Matt Clark (23)
 Actual attendance: 6,536

May 31, 2008 at Baton Rouge, La.

LSU 001 412 041 - 13 12 0 (45-16-1)
 Southern Miss 000 130 000 - 4 8 4 (41-21)
 WP-Ryan Verdugo (9-2) LP-Todd McInnis (6-3)
 T-3:10 A-8012
 HR LSU - Michael Hollander (5), Blake Dean (19), Sean
 Ochinko (4), Matt Clark 2 (25)
 Actual attendance: 7,498

June 1, 2008 at Baton Rouge, La.

Southern Miss 000 110 101 - 4 11 0 (42-22)
 LSU 120 006 20X - 11 9 1 (46-16-1)
 WP-Paul Bertuccini (2-0) Save-Jared Bradford(5)
 LP-Brian Leach (2-4)
 T-3:09 A-7870
 HR LSU - Leon Landry (5)
 Actual attendance: 7,161

2005 NCAA Regional**June 3, 2005 at Baton Rouge, La.**

Marist 400 100 000 - 5 11 3 (33-20)
 LSU 201 002 63X - 14 19 2 (39-20)
 WP-Determann (5-0) LP-Chambers (3-6)
 T-3:00 A-6861
 HR LSU - Mayer (4), Stavinoha (18), Stewart (3),
 Liuzza (3)
 Actual attendance: 4,990

June 4, 2005 at Baton Rouge, La.

LSU 000 100 060 - 7 12 3 (39-21)
 RICE 030 200 40X - 9 9 1 (43-17)
 WP-Savery (8-4) LP-Smith, G. (10-3)
 T-3:07 A-7645
 HR LSU - Patterson (20), Gill (7)
 Actual attendance: 6,631

June 6, 2005 at Baton Rouge, La.

Northwestern La..... 010 002 100 - 4 11 6 (41-20)
 LSU 010 106 40X - 12 12 1 (40-21)
 WP-Mestepey (7-8) Save-Ramirez(1)
 LP-Johnston, S (2-2)
 T-3:08 A-6742
 HR NWLA - DeRosa, Case (2)
 Game delayed 1:04 in top of fourth due to rain.
 Game suspended until Monday (June 6) in bottom of seventh. Actual attendance: 3,614.

June 6, 2005 at Baton Rouge, La.

Rice..... 020 001 101 - 5 13 0 44-17)
 LSU 004 000 000 - 4 9 0 (40-22)
 WP-Pendleton (5-3) LP-Dirks (10-4)
 T-3:15 A-6891
 HR RICE - Dodson (2), Reagan (1)
 Actual attendance: 3,765
 Rice advances to the NCAA Super Regional.

2004 College World Series

June 19, 2004 at Omaha, Neb.

LSU 320 000 000 - 5 7 0 (46-18)
 Miami..... 320 013 00X - 9 12 2 (50-11)
 WP-CARRILLO (12-0) LP-Determann (6-5)
 T-2:43 A-26530
 HR MIA - RICKS (11), BRAUN (10)

June 21, 2004 at Omaha, Neb.

South Carolina..... 100 006 062 - 15 19 1 (51-16)
 LSU 001 200 010 - 4 16 4 (46-19)
 WP-Rawl (13-4) LP-Mestepey (7-4)
 T-3:15 A-24857

2004 NCAA Super Regional

June 12, 2004 at Baton Rouge, La.

Texas A&M 500 002 100 - 8 11 1 (42-21)
 LSU 130 203 02X - 11 17 2 (45-17)
 WP-Determann (6-4) Save-Faircloth(4) LP-Ray (2-2)
 T-3:39 A-7728
 HR TXAM - Pennington (5)
 HR LSU - Holt (6), Patterson (14)

June 13, 2004 at Baton Rouge, La.

LSU 000 000 004 - 4 5 2 (46-17)
 Texas A&M 000 000 000 - 0 5 1 (42-22)
 WP-Mestepey (7-3) LP-Jackson, Z (10-7)
 T-2:36 A-7717
 HR LSU - Harris, W. (7)
 LSU advances to College World Series.

2004 NCAA Regional

June 4, 2004 at Baton Rouge, La.

Army..... 000 000 000 - 0 7 2 (37-14)
 LSU 000 300 42X - 9 15 0 (42-17)
 WP-Meier (6-2) LP-Hill, N (10-3) T-2:51 A-7601

June 5, 2004 at Baton Rouge, La.

Southern Miss..... 001 010 000 - 2 8 0 (45-18)
 LSU 000 100 41X - 6 8 1 (43-17)
 WP-Bumstead (10-3) LP-DeWitt (10-3)
 T-2:12 A-7638
 HR SMS - Maddox (15)
 HR LSU - Zeringue (12)
 Lightning delay for 15 minutes with one out in bottom of second.

June 6, 2004 at Baton Rouge, La.

LSU 102 320 003 - 11 14 0 (44-17)
 Coll. of Charleston..... 001 010 100 - 3 13 1 (47-16)
 WP-Mestepey (6-3) LP-Soale (2-1)
 T-2:47 A-7658
 HR LSU - Gill (5), Naccarata (5)
 LSU advances to the NCAA Super Regional.



LSU defeated Alabama, 13-6, to win the 1997 NCAA title.

2003 College World Series

June 13, 2003 at Omaha, Neb.

Cal St. Fullerton 004 301 000 - 8 9 3 (49-14)
 LSU 010 000 100 - 2 5 1 (45-21-1)
 WP-Windsor (11-2) LP-Bumstead (11-4)
 T-2:56 A-23135
 HR CSF - Costa (5)
 HR LSU - Patterson (16)

June 15, 2003 at Omaha, Neb.

LSU 032 410 000 - 10 12 1 (45-22-1)
 South Carolina..... 610 000 13X - 11 12 1 (45-21)
 WP-Campbell, Ma (6-4) LP-Sadler (1-2)
 T-3:00 A-24191
 HR LSU - Harris, C. (16), Stewart (7)
 HR SC - Harris (4), Melillo (12)

2003 NCAA Super Regional

June 6, 2003 at Baton Rouge, La.

Baylor..... 000 001 030 - 4 10 2 (45-21)
 LSU 000 001 000 - 1 7 0 (43-20-1)
 WP-White (9-4) Save-LaMotta(3) LP-Bumstead (11-3)
 T-2:51 A-7669

June 7, 2003 at Baton Rouge, La.

LSU 310 000 020 - 6 9 1 (44-20-1)
 Baylor..... 011 100 200 - 5 10 2 (45-22)
 WP-Determann (7-0) LP-LaMotta (7-3)
 T-3:02 A-7655
 HR LSU - Hill (9), Harris, C. (14), Naccarata (6)

June 8, 2003 at Baton Rouge, La.

LSU 040 10(11) 103 - 20 19 0 (45-20-1)
 Baylor..... 300 000 011 - 5 12 1 (45-23)
 WP-Meier (8-3) LP-McCormick (6-3)
 T-3:20 A-7739
 HR LSU - Harris, C. (15), Patterson (15), Zeringue (13)
 HR BU - Durbin (18), Saccomanno (9)

2003 NCAA Regional

May 30, 2003 at Baton Rouge, La.

Northeastern 000 100 304 - 8 13 1 (27-23)
 LSU 100 405 01X - 11 15 0 (41-19-1)
 WP-Tompkins (3-5) LP-Hedrick (7-2) T-3:02 A-7591
 HR NE - Emanuele (4)
 HR LSU - Holt 2 (5), Harris, C. (12)

May 31, 2003 at Baton Rouge, La.

LSU 021 000 505 - 13 18 1 (42-19-1)
 Tulane 011 000 201 - 5 11 2 (44-18)
 WP-Bumstead (11-2) LP-Crowel (8-1)
 T-2:59 A-7642
 HR LSU - Harris, C. (13), Gill (5), Naccarata (5)
 HR TU - Kaplan (11), Swackhamer (10), Southard (4)

June 1, 2003 at Baton Rouge, La.

UNC Wilmington..... 014 020 000 10 - 8 8 4 (40-23)
 LSU 200 311 000 11 - 9 15 1 (43-19-1)
 WP-Determann (6-0) LP-Hill (7-2) T-3:31 A-7567
 HR NCW - Wright 2 (11), Sutton (12), Simmerman (9)
 HR LSU - Patterson (14), Zeringue (12)

2002 NCAA Super Regional

June 7, 2002 at Houston, Texas

LSU 000 000 000 - 0 3 2 (44-21)
 Rice..... 006 000 00X - 6 9 0 (51-12)
 WP-Herce (13-2) LP-Mestepey (11-5)
 T-2:02 A-4615
 Game delayed at 7:38, restarted at 7:57 after 19-minute rain delay.

June 8, 2002 at Houston, Texas

Rice..... 002 000 010 - 3 11 1 (52-12)
 LSU 000 000 000 - 0 5 0 (44-22)
 WP-Crowder (10-2) LP-Wilson (10-5)
 T-2:24 A-4615
 HR RICE - Arnold (8)

2002 NCAA Regional

May 31, 2002 at Baton Rouge, La.

Southern..... 000 022 000 - 4 13 1 (45-9)
 LSU 111 000 101 - 5 15 0 (41-19)
 WP-Tompkins (6-1) LP-Day (0-1)
 T-2:53 A-7407
 HR LSU - Pontiff (6), Heath (8)

June 1, 2002 at Baton Rouge, La.

UL-Lafayette..... 000 101 111 - 5 9 0 (39-21)
 LSU 000 000 000 - 0 7 2 (41-20)
 WP-Gros (11-4) LP-Mestepey (11-4)
 T-2:18 A-7503
 HR ULL - Bourque (5), Sneed (9)

June 1, 2002 at Baton Rouge, La.

LSU 011 200 000 - 4 11 1 (42-20)
 Tulane 010 010 000 - 2 7 0 (36-27)
 WP-Pettit (9-7) LP-Kline (4-5)
 T-2:31 A-7248
 HR LSU - Hill, A. (8), Raymer (4)
 HR TU - Manzella (3)

June 2, 2002 at Baton Rouge, La.

LSU 300 011 205 - 12 13 0 (43-20)
 UL-Lafayette 001 000 001 - 2 9 0 (39-22)
 WP-Tompkins (7-1) LP-Coles (5-2)
 T-3:08 A-7500
 HR LSU - Hill, A. (8), Barker (8), Heath (9), Welch (1)
 HR ULL - Carboni (3)
 Bair and UL-Lafayette coach Tony Robichaux ejected in ninth when Bair threw at Heath ... Hill ejected in ninth for flinging bat into UL-Lafayette dugout.

June 2, 2002 at Baton Rouge, La.

UL-Lafayette 000 101 000 - 2 8 2 (39-23)
 LSU 100 412 22X - 12 17 1 (44-20)
 WP-Wilson (10-4) LP-Ardoin (2-3)
 T-2:43 A-7578
 HR LSU - Heath (10)

2001 NCAA Super Regional**June 1, 2001 at Metairie, La.**

LSU 200 000 100 000 1 - 4 13 1 (44-20-1)
 Tulane 000 003 000 000 0 - 3 14 1 (53-11)
 WP-Wilson (3-2) LP-Melius (10-2)
 T-4:30 A-11719
 HR LSU - Fontenot (14)

June 2, 2001 at Metairie, La.

Tulane 400 002 102 - 9 14 1 (54-11)
 LSU 000 000 400 - 4 8 2 (44-21-1)
 WP-Bourgeois (3-1) Save-Charron(2)
 LP-Scobie (4-3) T-3:28 A-11679
 HR TU - Kaplan (5), Cannizaro (3)
 HR LSU - Raymer (4)

June 3, 2001 at Metairie, La.

LSU 000 010 000 - 1 7 1 (44-22-1)
 Tulane 100 600 00X - 7 12 0 (55-11)
 WP-Richardson (7-2) LP-Nugent (7-3)
 T-3:07 A-11870

2001 NCAA Regional**May 25, 2001 at Baton Rouge, La.**

Minnesota 004 022 001 - 9 18 4 (39-20)
 LSU 141 010 30X - 10 11 2 (41-19-1)
 WP-Guidry (1-3) Save-Wilson(2) LP-Moen (2-1)
 T-3:34 A-7606
 HR MN - Welch (6)
 HR LSU - Zinsman (13)

May 26, 2001 at Baton Rouge, La.

Va. Commonwealth .. 000 050 310 - 9 11 2 (39-18)
 LSU 253 001 02X - 13 12 4 (42-19-1)
 WP-Corcoran (8-4) LP-Marshall, S. (9-4)
 T-3:48 A-7613
 HR LSU - Fontenot (13), Moore (7)

May 27, 2001 at Baton Rouge, La.

LSU 100 402 000 - 7 9 0 (42-20-1)
 Va. Commonwealth 205 001 02X - 10 13 1 (41-18)
 WP-Martin (7-2) Save-Baumann(5) LP-Scobie (4-2)
 T-3:07 A-7819
 HR LSU - Zinsman (14), Wright (5)
 HR VC - Arteaga 2 (9), Lopaze (3), Gillespie (2), Jones (1)

May 27, 2001 at Baton Rouge, La.

LSU 040 600 013 - 14 14 2 (43-20-1)
 Va. Commonwealth .. 001 300 401 - 9 10 4 (41-19)
 WP-Mestepey (11-3) Save-Wilson(3)
 LP-Lopaze (0-1)
 T-3:25 A-7566
 HR LSU - Linden 2 (20), Zinsman 2 (16)
 HR VC - Gillespie (3)

2000 College World Series**June 10, 2000 at Omaha, Neb.**

Texas 010 011 020 - 5 9 1 (46-20)
 LSU 410 016 10X - 13 14 1 (49-17)
 WP-Tallet (15-3) LP-Hale (12-6)
 T-3:03 A-23975
 HR TX - Anderson
 HR LSU - Fontenot, Barbier 2

June 12, 2000 at Omaha, Neb.

LSU 000 003 250 - 10 9 0 (50-17)
 S. California 000 210 100 - 4 7 4 (44-19)
 WP-Hodges (4-2) LP-Prior (10-7)
 T-3:09 A-16000
 HR LSU - Hawpe 2
 HR USC - Craig, Concepcion

June 15, 2000 at Omaha, Neb.

Florida State 000 001 020 - 3 9 0 (53-19)
 LSU 100 110 03X - 6 9 1 (51-17)
 WP-Guidry (1-2) Save-Hodges(2)
 LP-Varnes (11-4)
 T-3:09 A-19209
 HR LSU - Hawpe, Wright

June 17, 2000 at Omaha, Neb.

Stanford 000 401 000 - 5 13 0 (51-15)
 LSU 020 000 031 - 6 8 0 (52-17)
 WP-Hodges (5-2) LP-Wayne (15-4)
 T-3:42 A-24282
 HR STAN - Thompson (12)
 HR LSU - Barbier (9), Witten (7)

2000 NCAA Super Regional**June 2, 2000 at Baton Rouge, La.**

UCLA 000 000 200 - 2 2 2 (38-25)
 LSU 102 030 20X - 8 6 0 (47-17)
 WP-Tallet (14-3) LP-Henkel (6-4)
 T-3:14 A-7624
 HR UCLA - Johnson (23)
 HR LSU - Cresse (30)
 Actual crowd of 7,467 sets Alex Box Stadium record

June 3, 2000 at Baton Rouge, La.

LSU 202 601 012 - 14 15 1 (48-17)
 UCLA 000 500 210 - 8 10 4 (38-26)
 WP-Brian (6-2) Save-Guidry(7) LP-Karp (10-2) T-4:00 A-7667
 HR UCLA - Utley (22), Shelley (7)

2000 NCAA Regional**May 26, 2000 at Baton Rouge, La.**

Jackson State 000 100 000 - 1 8 4 (26-29)
 LSU 224 431 12X - 19 21 0 (44-17)
 WP-Saxon (5-0) LP-Lane (2-6)
 T-2:56 A-7230
 HR JS - Nelson (13)
 HR LSU - Cresse (26), Fontenot (16), Pontiff 2 (7), Witten (6)
 Fontenot sets LSU freshman record for home runs, formerly held by Barbier.



LSU has won 20 regionals and seven super regionals in Alex Box Stadium.

May 27, 2000 at Baton Rouge, La.

LSU 20(14) 410 000 - 21 19 1 (45-17)
 UL-Monroe 000 000 000 - 0 7 0 (40-21)
 WP-Tallet (13-3) Save-Brian(2) LP-Wombacher (7-4)
 T-2:56 A-7461
 HR LSU - Cresse 3 (29)

May 28, 2000 at Baton Rouge, La.

LSU 000 003 101 - 5 9 1 (46-17)
 UL-Monroe 000 003 000 - 3 9 0 (41-22)
 WP-Youman (3-0) Save-Guidry(6)
 LP-Durham (7-3)
 T-2:44 A-7391
 HR LSU - Hawpe 2 (9)
 LSU outscored opponents 45-4 in regional play.

1999 NCAA Super Regional**June 4, 1999 at Tuscaloosa, Ala.**

LSU 014 010 000 - 6 7 3 (41-23-1)
 Alabama 730 000 30X - 13 17 1 (50-14)
 WP-Torres (10-2) LP-Bowe (9-4)
 T-3:04 A-4107
 HR LS - Leaumont (18), Hawpe (12)
 HR UA - Smallwood (6), Brown (14), Gullledge (11)

June 5, 1999 at Tuscaloosa, Ala.

Alabama 121 200 214 - 13 21 1 (51-14)
 LSU 000 001 022 - 5 11 1 (41-24-1)
 WP-Smith (3-2) LP-Ainsworth (13-6)
 T-3:17 A-4107
 HR UA - Boyd (7), Phillips (22)
 HR LSU - Cresse (10)

1999 NCAA Regional**May 28, 1999 at Baton Rouge, La.**

NE Louisiana 210 000 001 - 4 4 2 (36-21)
 LSU 003 015 20X - 11 12 1 (38-21-1)
 WP-Ainsworth (12-5) LP-Sheets (14-1)
 T-2:59 A-7513
 HR NLU - Shelley (12)
 HR LSU - Barbier (13), McClure (16), Witten (7)



LSU's regional championships are celebrated with a victory lap around Alex Box Stadium.

May 29, 1999 at Baton Rouge, La.

LSU 301 031 002 - 10 11 1 (38-22-1)
 E. Carolina 010 332 002 - 11 15 2 (46-14)
 WP-Fulcher (4-1) LP-Gomez (4-3)
 T-2:53 A-7468
 HR LSU - Leaumont (15), Hawpe (10)
 HR EC - Delfino (12), Williamson (15)

May 29, 1999 at Baton Rouge, La.

LSU 000 202 200 - 6 7 1 (39-22-1)
 Southern 011 100 000 - 3 4 4 (29-16)
 WP-Saxon (2-0) LP-Ashford (5-5)
 T-2:16 A-6941
 HR LSU - Leaumont (16), Hawpe (11)
 HR SU - Blackburn (9), Primus (10)

May 30, 1999 at Baton Rouge, La.

E. Carolina 215 101 000 - 10 18 0 (46-15)
 LSU 020 205 03X - 12 13 1 (40-22-1)
 WP-Grace (5-2) LP-Fulcher (4-2)
 T-3:04 A-7132
 HR EC - Molinari (4)
 HR LSU - McClure (17), Leaumont (17), Witten (8)

May 31, 1999 at Baton Rouge, La.

E. Carolina 000 000 000 - 0 5 0 (46-16)
 LSU 230 110 02X - 9 7 0 (41-22-1)
 WP-Ainsworth (13-5) LP-Mandryk (2-1)
 T-2:44 A-7462
 HR LSU - McClure (18)

1998 College World Series

May 30, 1998 at Omaha, Neb.

LSU 000 113 520 - 12 14 2 (47-17)
 S. California 102 205 000 - 10 12 2 (44-17)
 WP-Thompson (12-4) LP-Lane (8-2)
 T-3:30 A-19470
 HR LSU - Higgins (14), McClure (27), Furniss (28),
 Cresse 2 (28), Earnhart (11), Davis (9), Harris (8)
 HR USC - Gorr (14), Freitas (14)

LSU sets a school and CWS record for home runs in a game with eight ...LSU also ties a CWS single-game record with 39 total bases.

June 1, 1998 at Omaha, Neb.

Miss. State 002 031 101 - 8 14 0 (42-22)
 LSU 040 220 02X - 10 11 1 (48-17)
 WP-Keisler (9-5) Save-Thompson(1)
 LP-Jackson (10-3) T-3:05 A-20738
 HR MSU - Lee (19)
 HR LSU - Higgins (15), Cresse (29), Earnhart (12),
 Davis (10), Barbier (9), Harris (9)

June 4, 1998 at Omaha, Neb.

LSU 101 000 101 - 4 7 1 (48-18)
 S. California 010 001 21X - 5 11 1 (47-17)
 WP-Etherton (13-3) Save-Krawczyk(22)
 LP-Estevés (9-3) T-3:16 A-17460
 HR LSU - Dalton (3), Harris (10)
 HR USC - Munson (16), Ensberg (20)

June 5, 1998 at Omaha, Neb.

S. California 000 031 210 - 7 11 0 (48-17)
 LSU 000 000 030 - 3 8 1 (48-19)
 WP-Penney (8-4) LP-Thompson (12-5)
 T-2:38 A-13000
 HR USC - Ensberg (21), Lane 2 (13)
 HR LSU - Leaumont (10)

1998 NCAA South II Regional

May 21, 1998 at Baton Rouge, La.

Nicholls St 000 000 103 - 4 9 2 (28-33)
 LSU 430 290 00X - 18 19 2 (43-17)
 WP-Thompson (10-4) LP-Arcement (10-4)
 T-2:42 A-6750
 HR NSU - Perret (6), Jobert (6)
 HR LSU - Higgins (11), McClure (25), Furniss (26),
 Earnhart (8), Davis(6)
 Furniss sets the SEC career hits record (342),
 formerly held by Auburn's Jay Waggoner.

May 22, 1998 at Baton Rouge, La.

LSU 003 206 400 - 15 19 3 (44-17)
 SW Louisiana 110 201 001 - 6 12 2 (39-22)
 WP-Demouy (5-2) LP-Cuellar (8-4)
 T-3:18 A-6702
 HR LSU - Higgins (12), McClure (26), Furniss (27),
 Cresse (23), Harris(6)
 HR USL - Feehan (4)

May 23, 1998 at Baton Rouge, La.

Cal St.-Fullerton 520 020 020 - 11 15 3 (46-16)
 LSU 030 402 04X - 13 17 3 (45-17)
 WP-Bowe (6-3) LP-Johnson, A. (1-4) T-3:36 A-6918
 HR CSF - Bacani (3), Fukuhara (10), Rowand (15),
 Chatham (7)
 HR LSU - Cresse (24), Earnhart (9), Barbier (8), Davis
 (7)

May 24, 1998 at Baton Rouge, La.

LSU 001 (10)30 000 - 14 12 3 (46-17)
 Cal St.-Fullerton 002 0 00 001 - 3 11 0 (47-17)
 WP-Thompson (11-4) LP-Jacobs (4-4)
 T-3:15 A-6904
 HR LSU - Higgins (13), Cresse 2 (26), Earnhart (10),
 Davis (8), Harris(7)

1997 College World Series

May 30, 1997 at Omaha, Neb.

Rice 010 002 010 - 4 8 1 (47-15)
 LSU 010 100 03X - 5 9 1 (54-13)
 WP-Demouy (6-1) LP-Anderson (10-2)
 T-2:31 A-20551
 HR LSU - Larson (38)

June 1, 1997 at Omaha, Neb.

LSU 300 220 210 - 10 12 1 (55-13)
 Stanford 000 020 030 - 5 7 0 (44-19)
 WP-Coogan (14-3) LP-Peterson (11-3)
 T-2:42 A-23867
 HR LSU - Larson 2, Furniss, Davis, Earnhart

June 4, 1997 at Omaha, Neb.

Stanford 000 040 302 - 9 16 1 (45-20)
 LSU 024 140 02X - 13 9 1 (56-13)
 WP-Berthelot (7-3) Save-Coogan(3)
 LP-Hutchinson (8-4)
 T-3:18 A-22218
 HR STAN - Hochgesang
 HR LSU - Koerner 2

June 7, 1997 at Omaha, Neb.

Alabama 002 200 020 - 6 11 3 (56-14)
 LSU 630 002 11X - 13 15 1 (57-13)
 WP-Thompson (12-3) LP-Daniel (5-1)
 T-3:15 A-24401
 HR UA - Caruso
 HR LSU - Higgins, Bernhardt

1997 NCAA South I Regional

May 22, 1997 at Baton Rouge, La.

UNC-Greensboro 000 000 000 - 0 5 2 (44-16)
 LSU 022 261 10X - 14 17 0 (49-12)
 WP-Coogan (12-3) LP-Surridge (6-6)
 T-2:35 A-6654
 HR LSU - Koerner (18), Earnhart (5)
 LSU's first post-season shutout since 8-0 win over
 Wichita State in '93 CWS final.

May 23, 1997 at Baton Rouge, La.

Oklahoma 100 200 000 - 3 6 0 (39-20)
 LSU 800 311 01X - 14 13 1 (50-12)
 WP-Thompson (10-3) Save-Guillory(1)
 LP-Smith (3-1) T-2:52 A-6573
 HR OU - Elsey (8) HR LSU - Higgins (8), Larson 2 (34),
 Bernhardt 2 (15)
 LSU now has 165 homers, breaking the NCAA single-
 season mark held by BYU with 161 in 1988.Larson
 has 105 RBI, breaking Eddy Furniss' single-season
 SEC record of 103 set in 1996.



Skip Bertman led LSU to five NCAA titles in 10 seasons (1991-2000).

May 24, 1997 at Baton Rouge, La.

LSU.....002 002 001 - 5 8 2 (50-13)
S. Alabama.....330 002 12X - 11 16 0 (43-17)
WP-Rayborn (2-1) Save-Nakamura(2)
LP-Shipp (4-1) T-3:03 A-6726
HR LSU - Barbier (15), McClure (11)
HR SA - Choron (20)

May 25, 1997 at Baton Rouge, La.

LSU.....111 000 310 07 - 14 15 1 (51-13)
Long Beach St.....001 020 400 00 - 7 10 5 (39-26)
WP-Coogan (13-3) LP-Petrosian (4-3)
T-4:55 A-6687
HR LSU - Furniss (16), McClure (12), Bernhardt (16)
HR LB - Martin (9)

May 26, 1997 at Baton Rouge, La.

S. Alabama.....100 300 000 - 4 6 0 (43-18)
LSU.....503 300 03X - 14 10 0 (52-13)
WP-Thompson (11-3) LP-Norton (9-6) T-2:21
HR SA - Choron (21), Smith (5)
HR LSU - Higgins (9), Larson (35), Koerner (19), Davis (15)

May 26, 1997 at Baton Rouge, La.

LSU.....000 (11)30 010 - 15 19 0 (53-13)
S. Alabama.....010 1 02 000 - 4 10 1 (43-19)
WP-Painich (9-2) Save-Daugherty(1)
LP-Sparks (11-1) T-2:55 A-7041
HR LSU - Higgins (10), Larson 2 (37), Koerner (20)
HR SA - Jackson (9), Stacy (15), Salvagio (5)

1996 College World Series

June 1, 1996 at Omaha, Neb.

LSU.....151 020 000 - 9 11 4
Wichita St.....001 021 121 - 8 12 1
WP-Yarnall (12-1) Save-Shipp (1) LP-Baird (7-6) T-3:54
A-22154
HR LSU - Williams (6), Lanier (5)
HR WS - Blake (22), Sorensen (4)

June 3, 1996 at Omaha, Neb.

Florida.....120 000 010 - 4 9 1
LSU.....020 200 32X - 9 11 5
WP-Laxton (8-2) Save-Shipp (2) LP-Rodriguez (4-1)
T-3:38 A-13000
HR LSU - Koerner (12), Cooley (14), Bowles (22)HR UF
- D. Eckstein (9)



Russ Johnson helped lead LSU to the 1993 CWS title.

June 6, 1996 at Omaha, Neb.

Florida.....000 010 000 - 1 7 3
LSU.....010 001 00X - 2 5 1
WP-Yarnall (11) Save-Estevés (2) LP-Kaufman (11-5)
T-3:06 A-17212

June 8, 1996 at Omaha, Neb.

Miami.....200 032 001 - 8 14 2
LSU.....003 000 222 - 9 15 2
WP-Coogan (6-0) LP-Morrison (4-2)
T-3:19 A-23905
HR LSU - Morris (1)

1996 NCAA South II Regional

May 23, 1996 at Baton Rouge, La.

Austin Peay.....000 100 002 - 3 8 3
LSU.....401 000 22X - 9 8 1
WP-Yarnall (9-1) LP-C.Smith (10-6)
T-2:53 A-6231

May 24, 1996 at Baton Rouge, La.

LSU.....000 131 200 - 7 12 2
Nevada-Las Vegas.....051 000 000 - 6 10 1
WP-Painich (3-0) Save-Demouy (2) LP-Bauder (8-4)
T-3:22 A-5070
HR LSU - Furniss (26)

May 25, 1996 at Baton Rouge, La.

LSU.....114 520 400 - 17 18 1
New Orleans.....000 000 202 - 4 9 3
WP-Shipp (5-4) LP-Kottmeyer (3-2)
T-2:56 A-5572
HR LSU - Koerner (11), Dunn 2 (20), Cooley (13), Moore (5)
HR UNO - DiSalvo (7)

May 26, 1996 at Baton Rouge, La.

Georgia Tech.....000 016 0 51 - 13 16 1
LSU.....702 100 (18)1X - 29 23 1
WP-Laxton (7-2) LP-Elder (9-5)
T-3:40 A-6539
HR LSU - Dunn (21), Moore (6), Lanier (4)

1995 NCAA South Regional

May 25, 1995 at Baton Rouge, La.

Central Michigan.....300 000 000 - 3 7 1
LSU.....013 000 10X - 5 8 1
WP-Schultz (11-4) LP-Gardner (4-3)
T-2:35 A-6178



Chris Mook and the Tigers captured LSU's first College World Series title in 1991.

May 26, 1995 at Baton Rouge, La.

LSU.....220 000 030 - 7 9 2
Rice.....010 206 33X - 15 13 1
WP-Shaddix (2-0) LP-Laxton (4-4)
T-3:49 A-6292
HR RU - Landry (11), Venghaus (3), Berkman (6), Quinn (17)

May 27, 1995 at Baton Rouge, La.

LSU.....050 400 010 - 10 14 1
Central Michigan.....001 000 103 - 5 12 3
WP-Yarnall (5-0) LP-Van Damme (4-5)
T-2:40 A-4483
HR LSU - Koerner (6), Dunn (14)

May 27, 1995 at Baton Rouge, La.

Rice.....202 601 500 - 16 19 2
LSU.....002 023 200 - 9 12 5
WP-Quinn (6-3) Save-Taylor (1)
LP-Berthelot (2-1) T-3:29 A-5129
HR LSU - Dunn (15)
HR RU - Landry 2 (14), Quinn (18)

1994 College World Series

June 3, 1994 at Omaha, Neb.

Florida State.....000 006 000 - 6 8 2
LSU.....000 200 100 - 3 7 1
WP-Wilson (13-5) LP-Schultz (12-2)
T-2:22 A-17097
HR LSU - Walker (18)

June 5, 1994 at Omaha, Neb.

LSU.....0 01 400 001 - 6 11 3
Cal State Fullerton.....(11)21 500 10X - 20 15 1
WP-Ricabal (11-1) LP-Laxton (4-5)
T-3:13 A-20682
HR CSF - Ferguson (12), Giambi (1)

1994 NCAA South Regional

May 26, 1994 at Baton Rouge, La.

SE Louisiana.....100 001 103 - 6 12 3
LSU.....001 010 17X - 10 11 2
WP-Schultz (12-1) LP-Laiche (11-3)
T-2:35 A-6707
HR LSU - Huffman (3), Lanier (8), Walker (13)
HR SLU - Ferrand (5), Langlois (6), Millican (16)



Catcher Mike Bianco launched a home run in LSU's 1989 CWS win over Miami.



The 1987 Tigers became the first SEC team to make back-to-back CWS trips.

May 27, 1994 at Baton Rouge, La.

LSU 101 103 000 - 6 9 1
 Fresno State 002 000 000 - 2 5 2
 WP-Tyson (9-3) LP-Fernandez (11-5)
 T-2:04 A-5846
 HR LSU - Huffman (3), Lanier (8), Walker (13)
 HR SLU - Ferrand (5), Langlois (6), Millican (16)

May 28, 1994 at Baton Rouge, La.

LSU 000 210 030 - 6 8 0
 S. California 000 000 020 - 2 6 3
 WP-Laxton (4-4) LP-Nieto (5-9)
 T-2:56 A-6275
 HR LSU - Cooley (9), Wilson (8)
 HR USC - Hastings (6), Jenkins (13)

May 29, 1994 at Baton Rouge, La.

S. California 101 402 020 - 10 14 3
 LSU 304 100 40X - 12 17 2
 WP-Antonini (5-2) Save-Schultz (1)
 LP-Casillas (0-1) T-3:48 A-6856
 HR LSU - Cooley 2 (11), Huffman (4), Walker 2 (17)
 HR USC - Boone (6), Jenkins (15), Jones 3 (6)

1993 College World Series

June 4, 1993 at Omaha, Neb.

LSU 000 000 322 - 7 8 1
 Long Beach State 000 001 000 - 1 3 1
 WP-Sirotko (11-5) LP-Choi (16-2)
 T-2:40 A-16963
 HR LSU - Greely 2 (5), Johnson (8)

June 6, 1993 at Omaha, Neb.

Texas A&M 000 251 000 - 8 13 5
 LSU 000 240 16X - 13 10 2
 WP-Schultz (7-3) LP-Clemons (6-2)
 T-3:43 A-18316
 HR LSU - Walker (20)

June 9, 1993 at Omaha, Neb.

LSU 020 006 000 - 8 10 1
 Long Beach State 110 030 14X - 10 14 2
 WP-Gonzalez (4-2) LP-Sirotko (11-6)
 T-3:28 A-13727HR LBS - Liefer (12), Davis (5), Curtis (12)

June 11, 1993 at Omaha, Neb.

Long Beach State 201 000 002 - 5 9 1
 LSU 010 001 103 - 6 14 5
 WP-Sirotko (12-6) LP-Gonzalez (4-3)
 T-3:12 A-12388
 HR LSU - Walker (21)
 HR LBS - Davis (6)

June 12, 1993 at Omaha, Neb.

Wichita State 000 000 000 - 0 3 0
 LSU 232 000 01X - 8 10 2
 WP-Laxton (12-1) LP-Wyckoff (5-3)
 T-2:52 A-20268
 HR LSU - Walker (22)

1993 NCAA South Regional

May 27, 1993 at Baton Rouge, La.

Western Carolina 000 200 000 - 2 7 2
 LSU 202 000 21X - 7 8 0
 WP-Siroka (9-5) LP-Grundy (4-7)
 T-2:30 A-6021
 HR LSU - Rios (9)
 HR WCU - Doherty (5)

May 28, 1993 at Baton Rouge, La.

Kent State 050 100 090 - 15 19 2
 LSU 401 213 010 - 12 15 2
 WP-Nartker (9-0) LP-Rutledge (4-2)
 T-3:17 A-4672
 HR LSU - Walker (17), Greely 2 (3)
 HR KS - Middleton (2), Fails (2)

May 29, 1993 at Baton Rouge, La.

LSU 411 202 300 - 13 14 4
 Baylor 000 200 022 - 6 6 3
 WP-Laxton (11-1) LP-Rathbun (7-5)
 T-3:29 A-4923
 HR LSU - Berrios (15), Walker (18)

May 29, 1993 at Baton Rouge, La.

LSU 032 300 210 - 11 9 0
 S. Alabama 000 300 100 - 4 12 3
 WP-Chamberlain (6-3) LP-Jaye (1-2)
 T-3:13 A-6115
 HR LSU - Berrios 2(17), Neal 2(5)

May 30, 1993 at Baton Rouge, La.

S. Alabama 200 110 000 - 4 9 1
 LSU 300 000 42X - 9 10 5
 WP-Sirotko (10-5) LP-Ybarra (8-5)
 T-2:15 A-6223
 HR LSU - Walker (19)

1992 NCAA South I Regional

May 21, 1992 at Baton Rouge, La.

Providence 000 001 000 - 1 3 2
 LSU 410 120 00X - 8 13 2
 WP-Peever (14-0) LP-Mangiafico (5-3)
 T-2:40 A-5814
 HR LSU - Sheets (7), Walker (12), Mook (7)

May 22, 1992 at Baton Rouge, La.

LSU 000 000 000 - 0 5 2
 Ohio State 021 200 00X - 5 6 1
 WP-Klingensbeck (7-7) LP-Schultz (8-3)
 T-2:15 A-4703
 HR OS - Khoury (3)

May 23, 1992 at Baton Rouge, La.

Tulane 110 000 001 - 3 9 3
 LSU 401 000 02X - 7 4 1
 WP-Rantz (7-2) Save-Hunt (1) LP-Ibieti (3-4)
 T-2:46 A-5128
 HR LSU - Mook (8)

May 23, 1992 at Baton Rouge, La.

LSU 000 000 000 - 0 4 6
 Cal State Fullerton 012 104 03X - 11 11 1
 WP-Parisi (4-1) Save-Chavez (3) LP-Chamberlain (8-2)
 T-2:36 A-5972

1991 College World Series

May 31, 1991 at Omaha, Neb.

Florida 000 100 000 - 1 8 1
 LSU 100 210 40X - 8 11 0
 WP-Ogea (13-5) LP-Burke (8-5)
 T-2:59 A-12403
 HR LSU - Mouton 2 (12), Garrity (2)

June 2, 1991 at Omaha, Neb.

LSU 030 413 004 - 15 15 1
 Fresno State 020 000 001 - 4 7 5
 WP-Sirotko (11-0) LP-Saitz (8-6)
 T-2:55 A-16329
 HR LSU - Hymel 2 (23)
 HR FS - Falco (11)

June 5, 1991 at Omaha, Neb.

LSU 300 553 003 - 19 14 0
 Florida 200 020 310 - 8 13 3
 WP-Byrd (8-3) LP-Corbitt (2-1)
 T-3:35 A-13613
 HR LSU - Hymel 2(25), Mouton (13)
 HR UF - Linares 2(14)

June 8, 1991 at Omaha, Neb.

LSU 220 200 000 - 6 8 0
 Wichita State 100 100 010 - 3 5 1
 WP-Ogea (14-5) Save-Greene (14)
 LP-Green (11-2) T-2:54 A-16612
 HR LSU - Rios (4)
 HR WS - Tilma (6)



The 1986 Tigers earned LSU's first College World Series berth.



Jeff Yurtin homered in LSU's 1986 South I Regional win over Tulane.

1991 NCAA South Regional

May 24, 1991 at Baton Rouge, La.
Northwestern State..... 000 001 001 - 2 7 6
LSU..... 150 032 02X - 13 17 0
WP-Ogea (11-5) LP-Benson (6-3)
T-2:55 A-5388
HR LSU - Hymel (20)
HR NSU - Hartsburg (3)

May 26, 1991 at Baton Rouge, La.
LSU..... 001 201 000 - 4 6 1
Oklahoma..... 000 200 001 - 3 6 2
WP-Byrd (7-3) Save-Greene (12) LP-Ruebel (7-6)
T-2:30 A-5438
HR OU - Neff (24)

May 27, 1991 at Baton Rouge, La.
Texas A&M..... 000 000 010 - 1 8 2
LSU..... 011 004 10X - 7 9 1
WP-Sirotko (10-0) LP-Wunsch (4-6)
T-2:48 A-5493
HR LSU - Cordani (11), Hymel (21)

May 28, 1991 at Baton Rouge, La.
LSU..... 100 410 200 - 8 13 1
SW Louisiana..... 200 011 001 - 5 11 0
WP-Ogea (12-5) Save-Greene (13)
LP-Walter (4-8) T-3:11 A-5307
HR USL - Ramos (8), Grossie (6)

1990 College World Series

June 2, 1990 at Omaha, Neb.
The Citadel..... 101 000 000 - 2 12 1
LSU..... 023 120 00X - 8 14 1
WP-Byrd (17-5) LP-Britt (10-2)
T-2:26 A-7000
HR LSU - Clark (11)
HR CIT - Jenkins (16)

June 4, 1990 at Omaha, Neb.
LSU..... 000 100 000 - 1 2 2
Oklahoma State..... 022 000 30X - 7 9 0
WP-Gore (5-2) LP-Ogea (14-2)
T-3:08 A-15802
HR LSU - Mouton (10)
HR OS - Daniel (22)

June 5, 1990 at Omaha, Neb.
LSU..... 000 030 030 - 6 10 1
The Citadel..... 000 000 10X - 1 8 3
WP-O'Donoghue (12-3) LP-Baker (8-3)
T-2:28 A-14614
HR LSU - Clark (12)

June 2, 1990 at Omaha, Neb.
Oklahoma State..... 020 006 303 - 14 19 1
LSU..... 210 000 000 - 3 5 3
WP-Tipton (10-1) LP-Byrd (17-6)
T-3:18 A-16094
HR OS - Daniel (23)

1990 NCAA South I Regional

May 24, 1990 at Baton Rouge, La.
Southwestern La..... 000 000 000 - 0 3 0
LSU..... 030 202 01X - 8 11 1
WP-Ogea (13-1) LP-McDonald (8-2)
T-2:50 A-5642
HR LSU - Clark (9)

May 25, 1990 at Baton Rouge, La.
LSU..... 030 213 101 - 11 13 2
Georgia Tech..... 001 110 011 - 5 13 1
WP-Byrd (16-5) LP-Creek (11-4)
T-3:43 A-3660
HR GT - Bragg (10)

May 26, 1990 at Baton Rouge, La.
S. California..... 004 000 001 - 5 11 1
LSU..... 010 210 000 - 4 9 2
WP-Nickell (7-3) LP-O'Donoghue (11-3)
T-2:57 A-4724
HR USC - Boone (10)

May 26, 1990 at Baton Rouge, La.
Houston..... 031 001 010 - 6 8 3
LSU..... 100 003 000 - 4 9 3
WP-LaRosa (6-2) Save-Greene (7)
LP-Eshelman (5-4) T-3:15 A-3512
HR LSU - Clark (10), Mouton (8)

May 27, 1990 at Baton Rouge, La.
LSU..... 001 000 400 - 5 8 1
S. California..... 000 010 201 - 4 10 3
WP-Ogea (14-1) Save-Sirotko (1)
LP-Powers (11-3) T-2:57 A-4639
HR LSU - Grisham (11)
HR USC - Boone (11), Cirillo (6)

May 28, 1990 at Baton Rouge, La.
S. California..... 300 000 300 - 6 11 0
LSU..... 010 031 20X - 7 10 0
WP-LaRosa (7-2) LP-Nickell (7-4)
T-2:57 A-5809
HR LSU - Cordani (9), Mouton (9)
HR USC - Boone (12)

1989 College World Series

June 3, 1989 at Omaha, Neb.
LSU..... 000 020 000 - 2 5 1
Miami (Fla.)..... 202 000 10X - 5 9 1
WP-Grahe (15-4) LP-McDonald (14-3)
T-2:29 A-17407
HR UM - Vespe (7), Santangelo (22)

June 5, 1989 at Omaha, Neb.
LSU..... 026 000 000 - 8 7 0
Long Beach State..... 000 202 010 - 5 11 2
WP-Leskanic (15-2) Save-Byrd (1)
LP-Abbott (15-3)
T-3:27 A-10000
HR LB - Berthel (2)

June 6, 1989 at Omaha, Neb.
Miami (Fla.)..... 000 021 000 - 3 6 1
LSU..... 010 013 10X - 6 9 1
WP-Springer (9-3) Save-McDonald (4)
LP-Vespe (4-3)
T-3:02 A-14000
HR LSU - Bianco (8)
HR UM - Noriega (5)

June 8, 1989 at Omaha, Neb.
Texas..... 421 400 001 - 12 13 2
LSU..... 003 010 300 - 7 9 4
WP-Dressendorfer (18-2) LP-McDonald (14-4)
T-3:41 A-16072
HR UT - Bethea (5)

1989 NCAA Central Regional

May 25, 1989 at College Station, Texas
Nevada-Las Vegas..... 411 000 400 - 10 12 0
LSU..... 000 360 21X - 12 15 3
WP-Leskanic (12-2) Save-LaRosa (5)
LP-Sawaia (6-3) T-3:26 A-1567
HR LSU - Cala (14), Grisham (18), Schneidewind (2)
HR UNLV - Der Manuel (2)



Skip Bertman (center) and his 1984 coaching staff laid the groundwork for the Tigers' postseason success.

May 26, 1989 at College Station, Texas

LSU.....011 002 000 - 4 9 6
 South Alabama.....001 001 40X - 6 10 0
 WP-Bray (14-3) Save-Perez (2) LP-LaRosa (4-5)
 T-3:12 A-1873
 HR LSU - Schneidewind (3)

May 27, 1989 at College Station, Texas

LSU.....104 512 000 - 13 18 1
 Nevada-Las Vegas.....000 101 015 - 8 12 3
 WP-Ogea (2-0) LP-Gledhill (4-3)
 T-2:43 A-932
 HR UNLV - Lofthus 3(26), Flowers (2)

May 27, 1989 at College Station, Texas

South Alabama.....310 001 000 - 5 7 0
 LSU.....030 002 01X - 6 7 3
 WP-Leskanic (13-2) LP-Zimmerman (12-5) T-2:53
 HR LSU - Johnson (2)
 HR USA - Gainer (8)

May 28, 1989 at College Station, Texas

Texas A&M.....012 002 000 - 5 10 1
 LSU.....020 312 41X - 13 15 1
 WP-McDonald (14-2) LP-Langston (12-1)
 T-3:24 A-5822
 HR LSU - Gruver (5), Bianco (7)
 HR A&M - Byington (15)

May 28, 1989 at College Station, Texas

LSU.....010 020 010 01 - 5 15 3
 Texas A&M.....301 000 000 00 - 4 5 1
 WP-Leskanic (14-2) Save-McDonald (3)
 LP-Centala (5-1) T-4:25 A-4177
 HR LSU - Grisham (19)

1987 College World Series

May 29, 1987 at Omaha, Neb.

LSU.....000 010 000 05 - 6 7 1
 Florida St.....000 000 001 1 - 2 8 2
 WP-Patterson (10-2) Save-Manuel (9)
 LP-R. Lewis
 HR FS - Blackwell

June 1, 1987 at Omaha, Neb.

Oklahoma St.....002 401 100 - 8 14 1
 LSU.....114 100 000 - 7 11 3
 WP-Rockman (12-0) LP-McDonald (2-2)
 T-3:15 A-10661
 HR OS - Barragan (21)

June 3, 1987 at Omaha, Neb.

Arkansas.....000 020 000 - 2 4 0
 LSU.....000 000 41X - 5 10 0
 WP-Patterson (11-2) LP-Cebuhar (11-2)
 T-2:58 A-11000
 HR LSU - Voigt (16)

June 5, 1987 at Omaha, Neb.

LSU.....001 100 000 3 - 5 7 1
 Stanford.....020 000 000 4 - 6 9 3
 WP-Chitren (8-3) LP-McDonald (2-3)
 T-3:13 A-13000
 HR SU - P. Carey (12)

1987 NCAA South II Regional

May 21, 1987 at New Orleans, La.

LSU.....001 111 100 - 5 7 1
 Tulane.....002 010 000 - 3 10 3
 WP-Patterson (8-2) LP-Amarena (10-2)
 T-2:21 A-4268
 HR LSU - Faulkner (12), Bush (3)
 HR TU - Smith (9)

May 22, 1987 at New Orleans, La.

LSU.....024 101 024 - 14 19 0
 New Orleans.....000 000 001 - 1 3 2
 WP-Kite (7-3) LP-Muller (8-4)
 T-3:03 A-4448
 HR LSU - Bush (4), Belle (8)
 HR NO - Schmitt (18)

May 23, 1987 at New Orleans, La.

New Orleans.....000 000 000 - 0 5 1
 LSU.....002 010 00X - 3 3 0
 WP-Loewer (9-5) Save-Manuel (8)
 LP-Lynch (6-5) T-2:41 A-3831

May 24, 1987 at New Orleans, La.

LSU.....000 030 130 - 7 9 3
 Cal State Fullerton.....200 001 000 - 3 5 4
 WP-Patterson (9-2) LP-L. Garcia (10-5)
 T-2:20 A-2859
 HR CSF - Mannion (10)

1986 College World Series

May 30, 1986 at Omaha, Neb.

LSU.....000 000 120 - 3 8 2
 Loyola Marymount.....030 000 01X - 4 6 0
 WP-Goettsch (9-4) LP-Manuel (10-3)
 T-3:01 A-10000

June 1, 1986 at Omaha, Neb.

LSU.....203 101 100 - 8 8 1
 Maine.....000 112 000 - 4 11 2
 WP-Loewer (14-4) Save-Patterson (1)
 LP-Plympton (8-3) T-2:36 A-9000
 HR LSU - Yurtin (10)
 HR UM - Reynolds (18)

June 5, 1986 at Omaha, Neb.

Miami (Fla.).....300 010 000 - 4 8 0
 LSU.....100 000 011 - 3 6 2
 WP-O'Brien (5-2) Save-Raether (16)
 LP-Guthrie (9-2) T-2:35 A-12832
 HR LSU - J. Belle 2 (21), Voigt (9)
 HR UM - Magno (7)

1986 NCAA South I Regional

May 22, 1986 at Baton Rouge, La.

LSU.....001 704 011 - 14 15 2
 Jackson State.....015 005 000 - 11 10 5
 WP-Kite (7-3) Save-Manuel (7) LP-Sanders (11-2)
 T-3:26 A-3957
 HR LSU - J. Belle (17)
 HR JS - Sanders 2 (17), Daniels (8)

May 23, 1986 at Baton Rouge, La.

Oklahoma.....102 000 200 - 5 8 4
 LSU.....200 320 11X - 8 8 0
 WP-Loewer (13-4) LP-Hamilton (11-2)
 T-2:27 A-4016
 HR LSU - Hartwig (2)
 HR OU - Burdick (10), Lavender (5)

May 24, 1986 at Baton Rouge, La.

Louisiana Tech.....000 030 001 - 4 6 3
 LSU.....150 010 00X - 7 8 3
 WP-Kite (8-3) Save-Manuel (8) LP-Faircloth (7-6) T-2:36 A-3048

May 26, 1986 at Baton Rouge, La.

LSU.....100 300 021 - 7 9 2
 Tulane.....201 300 000 - 6 10 3
 WP-Manuel (10-2) Save-Loewer (4) LP-Little (8-4)
 T-2:53 A-5189
 HR LSU - J. Belle 2 (19), Bowie (16), Yurtin (9)
 HR TU - Rapp (5)



Coach Jim Smith guided LSU to its first NCAA Regional appearance in 1975.

1985 NCAA Central Regional

May 23, 1985 at Austin, Texas

Houston300 102 014 - 11 16 1
 LSU.....003 000 001 - 4 8 4
 WP-Walker (12-7) LP-Guthrie (6-8)
 T-3:18

May 24, 1985 at Austin, Texas

LSU.....000 210 000 - 3 10 4
 Lamar.....000 000 112 - 4 10 0
 WP-Terrill LP-Parker

1975 NCAA South Regional

May 23, 1975 at Starkville, Miss.

Murray State.....000 001 010 - 2 7 2
 LSU.....014 000 11X - 7 7 3
 WP-Moock (10-0) LP-Oliver (9-2)
 T-2:17 A-1600

May 24, 1975 at Starkville, Miss.

LSU.....000 200 000 - 2 4 3
 Florida State.....000 010 21X - 4 7 1
 WP-Jones (15-0) Save-Rothschild
 LP-Hollingsworth (6-3) T-2:19

May 24, 1975 at Starkville, Miss.

Miami (Fla.)110 015 000 - 8 7 0
 LSU.....000 000 100 - 1 5 6
 WP-Lynch (9-3) LP-Whealy (8-3)
 T-2:23 A-1100



Wally McMakin helped lead LSU to its first regional appearance in 1975.



LSU has a 143-58 (.711) NCAA Tournament record.

NCAA Tournament Record

YEAR	W	L	PCT.
2016	3	3	.500
2015	6	2	.750
2014	2	2	.500
2013	5	2	.714
2012	4	2	.667
2010	1	2	.333
2009	10	1	.909
2008	6	3	.667
2005	2	2	.500
2004	5	2	.714
2003	5	3	.625
2002	4	3	.571
2001	4	3	.571
2000	9	0	1.000
1999	4	3	.571
1998	6	2	.750
1997	9	1	.900
1996	8	0	1.000
1995	2	2	.500
1994	4	2	.667
1993	8	2	.800
1992	2	2	.500
1991	8	0	1.000
1990	7	3	.700
1989	7	3	.700
1987	6	2	.750
1986	5	2	.714
1985	0	2	.000
1975	1	2	.333
Total	143	58	.711

(36-24 in CWS; 16-12 in Super Regionals; 89-20 in Regionals)
 At Home: 78-15 in Regionals; 15-7 in Super Regionals

College World Series Record

YEAR	W	L	FINISH
2015	1	2	5th
2013	0	2	7th
2009	5	1	1st
2008	1	2	5th
2004	0	2	7th
2003	0	2	7th
2000	4	0	1st
1998	2	2	3rd
1997	4	0	1st
1996	4	0	1st
1994	0	2	7th
1993	4	1	1st
1991	4	0	1st
1990	2	2	3rd
1989	2	2	3rd
1987	2	2	4th
1986	1	2	5th
TOTAL	36	24	.600



The Tigers greet LSU fans at the College World Series in Omaha.

Great Moments in LSU Baseball Regional/Super Regional History

June 7, 2016

First baseman Greg Deichmann unloads a two-run homer in the seventh inning to give LSU a 3-2 lead, and the Tigers capture the NCAA Baton Rouge Regional title with a 5-2 win over Rice. Left-hander Jared Poche' fires six scoreless relief innings, retiring 18 of the 19 Rice batters that he faces.

June 6, 2015

Designated hitter Chris Sciambra launches a solo walk-off home run in the bottom of the ninth inning to defeat UL-Lafayette, 4-3, in Game 1 of the NCAA Super Regional in Alex Box Stadium. The Tigers capture Game 2 of the series the following night to advance to the College World Series.

June 7, 2013

LSU right-hander Aaron Nola delivers one of the greatest pitching performances in Fighting Tiger postseason history, limiting Oklahoma to no runs on two hits with six strikeouts in nine innings, as the Tigers post a 2-0 victory in Game 1 of the NCAA Super Regional in Alex Box Stadium, Skip Bertman Field. Nola outduels OU ace Jonathan Gray, who holds the Tigers scoreless until the eighth inning when Tyler Moore delivers a run-scoring double and Mark Laird adds an RBI single. LSU goes on to advance to the College World Series the next day with an 11-1 victory over the Sooners in Game 2 of the Super Regional.

June 3, 2012

LSU erases a 5-4, ninth-inning deficit and defeats Oregon State, 6-5, in 10 innings to win the NCAA Baton Rouge Regional in Alex Box Stadium. Alex Edward's RBI double ties the contest in the ninth, and Austin Nola scores the game-winning run on a wild pitch in the 10th.

June 6, 2009

LSU starter Louis Coleman allows only three runs in eight innings, and the top-ranked Tigers complete a two-game NCAA Super Regional sweep of No. 6 Rice with a 5-3 victory in Alex Box Stadium to advance to the College World Series for the 15th time in school history. A record crowd of 9,651 is on hand to watch the Tigers advance to Omaha in their inaugural season at the new stadium. Coleman earns his fourth straight win as the SEC Pitcher of the Year allows nine hits and strikes out five. Freshman closer Matty Ott secured the victory with his 16th save of the season. Third baseman Derek Heleni leads the Tigers at the plate with two hits - including a solo homer - and two RBI.

May 30, 2009

LSU shortstop Austin Nola delivers a game-winning RBI single in the top of the 10th inning to break a 2-2 tie and lead the second-ranked Tigers past Baylor, 3-2, in the semifinal round of the NCAA Baton Rouge Regional. LSU starter Anthony Ranaudo records the victory with a magnificent performance as the right-hander limits Baylor to only three hits and one earned run in a career-high nine innings with 14 strikeouts. Right-hander Matty Ott finishes off the Bears with a perfect 10th inning to register his school-record 15th save of the season. The Tigers defeat Minnesota the next day to win the first NCAA Regional held in the New Alex Box Stadium.

June 8-9, 2008

Facing elimination in Game 2 of the Super Regional versus UC Irvine, the Tigers erupt for seven runs in their final two at-bats to rally for a 9-7 victory. Sean Ochinko's base hit provides the go-ahead run in a five-run ninth inning, and Louis Coleman fires three scoreless innings to secure the win. In Game 3 the next day -- before an Alex Box Stadium record crowd of 8,173 -- the Tigers explode for six runs in the first inning and cruise to a 21-7 triumph. LSU collects 24 hits, including seven home runs, to advance to the College World Series for the 14th time in school history.

June 13, 2004

Lane Mestepey fires a masterful five-hit shutout in Game 2 of a Super Regional series against Texas A&M. Will Harris' ninth-inning homer clinches LSU's 4-0 triumph and sends the Tigers to the College World Series for the second straight season.

June 7-8, 2003

LSU blasts Baylor 20-5, using an 11-run sixth inning highlighted by Clay Harris' grand slam to reach its 12th College World Series. The Tigers faced elimination a day earlier after Baylor captured the first contest in the best-of-three set. Harris and Ivan Naccarata belted back-to-back homers to lead off the eighth inning to lift LSU over Baylor, 6-5, to set up the rubber match.

June 1, 2003

Jon Zeringue's one-out, walk-off home run in the bottom of the 11th sends LSU to the super regional round as the Tigers defeat a pesky UNC-Wilmington club, 9-8. Despite defeat, UNC-W becomes the first opposing team to make a congratulatory lap around the field following the game.

June 2, 2002

LSU comes through the loser's bracket to defeat UL-Lafayette twice by identical 12-2 scores to win its seventh consecutive regional championship. The Tigers are the only regional winner of 2002 to come through the loser's bracket to win twice on the final day.

May 30-31, 1999

Facing a seven-run deficit and in danger of being eliminated, LSU rallies to take a 12-10 lead it would not relinquish against East Carolina to force a second championship game. Kurt Ainsworth gets an extra day of rest thanks to rain, which forces the second contest to be moved to Monday. Ainsworth blanks the Pirates, 9-0, hurling the Tigers to a super regional matchup with SEC foe Alabama.

May 28, 1999

LSU tags UL-Monroe starter and current Milwaukee Brewer star Ben Sheets, opening the Baton Rouge Regional with a convincing 11-4 victory over the Indians.

May 23, 1999

LSU falls behind Cal State Fullerton, 7-0 through two innings, but Cedrick Harris' two-run double in the eighth caps a four-run inning to complete a comeback as the Tigers earn a 13-11 victory. LSU routs the Titans 14-3 the next day to reach Omaha.



The Tigers celebrate Raph Rhymes' homer in the 2012 NCAA Regional Championship win over Oregon State.

May 25, 1997

A classic five-hour marathon comes to an end as LSU outlasts Long Beach State by scoring seven runs in the 11th inning for a 14-7 victory. One day later, the Tigers avenge their second round loss to South Alabama by sweeping the Jaguars, 14-4 and 15-4, before defending its national championship in Omaha.

May 26, 1996

In one of the largest hit outputs in school history, LSU uses 18 runs on 13 hits in the seventh inning of the South II Regional championship game to rout Georgia Tech, 29-13. The Tigers wear new gold jerseys during the regional and throughout the 1996 College World Series.

May 29, 1994

LSU holds on to a 12-10 win over Southern Cal in the South Regional final. Former Trojan and current Minnesota Twins star Jacque Jones smashes three homers in defeat.

May 28, 1990

Rich Cordani's dramatic two-run blast in the seventh inning lifts LSU to a thrilling 7-6 South Regional championship game win over Southern California.

May 28, 1989

LSU completes perhaps its most improbable journey in the program's history to reach its third College World Series. The Tigers win five of six games at the 1989 Central Regional in College Station, Texas. LSU shocks top-ranked Texas A&M with two wins on the tournament's final day -- including a 5-4, 11-inning victory in the championship game. Ben McDonald earns the win in seven innings of work in the first game and then comes back to earn a save in the clincher. All four LSU pitchers in the final game -- Russ Springer, Paul Byrd, Curtis Leskanic and Ben McDonald -- reach the Major Leagues. Texas A&M had amassed 58 wins to just five losses and was led by Chuck Knobloch. The 58 wins still stands as an Aggie record.

May 25, 1986

Albert Belle smashes a pair of two-run homers in the South I Regional championship game, leading the Tigers to their first College World Series with a 7-6 win over Tulane at Alex Box Stadium. Belle was named tournament MVP for



LSU defeated Ole Miss to win the 2008 SEC Tournament title.

2016

TOURNAMENT AT HOOVER, ALA.

5	Tennessee	4
5	Florida (14 innings)	3
6	Mississippi State	2
0	Florida	1

Won 3, Lost 1 - Finished 3rd

2015

TOURNAMENT AT HOOVER, ALA.

9	Auburn	8
10	Arkansas	5
1	Florida	2

Won 2, Lost 1 - Finished 3rd

2014

TOURNAMENT AT HOOVER, ALA.

11	Vanderbilt (7 innings)	1
7	Arkansas	2
11	Arkansas (8 innings)	1
2	Florida	0

Won 4, Lost 0 - Finished 1st

2013

TOURNAMENT AT HOOVER, ALA.

3	Alabama	0
1	Arkansas	4
3	Alabama	2
3	Arkansas	1
5	Vanderbilt (11 innings)	4

Won 4, Lost 1 - Finished 1st

2012

TOURNAMENT AT HOOVER, ALA.

2	Mississippi St.	3
11	Ole Miss	2
3	Mississippi St. (10 innings)	4

Won 1, Lost 2 - Finished 5th

2010

TOURNAMENT AT HOOVER, ALA.

10	Florida	6
7	Vanderbilt	5
8	Ole Miss (7 innings)	0
4	Alabama (11 innings)	3

Won 4, Lost 0 - Finished 1st

2009

TOURNAMENT AT HOOVER, ALA.

1	Vanderbilt	4
9	Alabama	6
4	South Carolina	1
16	Georgia (7 innings)	0
3	Georgia (7 innings)	2

6	Vanderbilt	2
---	------------	---

Won 5, Lost 1 - Finished 1st

2008

TOURNAMENT AT HOOVER, ALA.

5	South Carolina (10 innings)	4
8	Vanderbilt	2
12	Alabama	8
8	Ole Miss	2

Won 4, Lost 0 - Finished 1st

2006

TOURNAMENT AT HOOVER, ALA.

4	Alabama	3
1	Ole Miss	12
3	Alabama	8

Won 1, Lost 2 - Finished 5th

2005

TOURNAMENT AT HOOVER, ALA.

2	Miss. State	9
1	Tennessee	5

Won 0, Lost 2 - Finished 7th

2004

TOURNAMENT AT HOOVER, ALA.

4	Florida (10 innings)	5
0	Georgia	1

Won 0, Lost 2 - Finished 7th

2003

TOURNAMENT AT HOOVER, ALA.

5	Arkansas	4
7	Miss. State	2
17	Miss. State	5
3	Alabama	10

Won 3, Lost 1 - Finished 2nd

2002

TOURNAMENT AT HOOVER, ALA.

2	Auburn	1
8	South Carolina	3
8	South Carolina	10
4	South Carolina	5

Won 2, Lost 2 - Finished 3rd

2001

TOURNAMENT AT HOOVER, ALA.

10	Florida	0
13	Ole Miss	2
12	Ole Miss	6
1	Miss. State	4

Won 3, Lost 1 - Finished 2nd

2000

TOURNAMENT AT HOOVER, ALA.

11	Georgia	3
18	Alabama	12
6	Alabama	5
9	Florida	6

Won 4, Lost 0 - Finished 1st

1999

TOURNAMENT AT HOOVER, ALA.

2	Auburn	6
10	Kentucky	0
8	Arkansas	9

Won 1, Lost 2 - Finished 5th

1998

TOURNAMENT AT HOOVER, ALA.

4	Arkansas	8
6	South Carolina	0
5	Mississippi State	7

Won 1, Lost 2 - Finished 5th

1997

TOURNAMENT AT COLUMBUS, GA.

5	Auburn	2
12	Tennessee	5
12	Alabama	7
2	Alabama	12

Won 3, Lost 1 - Finished 2nd

1996

TOURNAMENT AT HOOVER, ALA.

3	Tennessee	1
2	Florida	6
11	Kentucky	12

Won 1, Lost 2 - Finished 5th

1995

WESTERN DIVISION TOURNAMENT AT STARKVILLE, MISS.

8	Alabama	9
14	Miss. State	6
7	Auburn	5
7	Arkansas	6
8	Alabama	9

Won 3, Lost 2 - Finished 2nd

1994

WESTERN DIVISION TOURNAMENT AT OXFORD, MISS.

3	Alabama	2
6	Arkansas	4
3	Auburn	2
5	Auburn	4

Won 4, Lost 0 - Finished 1st

1993

WESTERN DIVISION TOURNAMENT AT BATON ROUGE, LA.

6	Ole Miss	1
3	Miss. State	5
13	Arkansas	7
16	Auburn	5
7	Miss. State	3

Won 4, Lost 1 - Finished 1st

1992

TOURNAMENT AT NEW ORLEANS, LA.

7	Vanderbilt	2
8	Arkansas	1

1	Florida	3
5	Georgia	3
6	South Carolina	3
12	Florida	1

Won 5, Lost 1 - Finished 1st
1991
TOURNAMENT AT BATON ROUGE, LA.

8	Kentucky	7
8	Miss. State	2
1	Florida	7
9	Miss. State	4
4	Florida	8

Won 3, Lost 2 - Finished 2nd
1990
TOURNAMENT AT HOOVER, ALA.

6	Florida	4
17	Miss. State	8
13	Vanderbilt	5
1	Miss. State	3

Won 3, Lost 1 - Finished 1st (tie)

(championship game canceled due to rain; LSU and Mississippi State declared tournament co-champions)

1989
TOURNAMENT AT GAINESVILLE, FLA.

6	Georgia	3
6	Florida	8
5	Auburn	8

Won 1, Lost 2 - Finished 4th
1988
TOURNAMENT AT STARKVILLE, MISS.

7	Kentucky	9
7	Georgia	3
2	Florida	7

Won 1, Lost 2 - Finished 5th
1987
TOURNAMENT AT ATHENS, GA.

8	Auburn	9
4	Georgia	2
4	Kentucky	1
4	Auburn	2
3	Miss. State	13

Won 3, Lost 2 - Finished 2nd
1986
TOURNAMENT AT BATON ROUGE, LA.

10	Georgia	6
10	Alabama	7
8	Georgia	4

Won 3, Lost 0 - Finished 1st
1985
TOURNAMENT AT BATON ROUGE, LA.

6	Georgia	8
2	Florida	5

Won 0, Lost 2 - Finished 4th
1979
TOURNAMENT AT STARKVILLE, MISS.

5	Florida	2
5	Miss. State	12
1	Florida	5

Won 1, Lost 2 - Finished 3rd
1975

6	Georgia (H)	5
8	Georgia (A)	3

LSU won series 2-0 to claim SEC title
1968

4	Alabama (H)	6
---	-------------	---

Alabama won single-game playoff to claim West Division title
1967


2	Ole Miss (A)	6
---	--------------	---

Ole Miss won single-game playoff to claim West Division title
1961

4	Auburn (A)	3
6	Auburn (H)	5

LSU won series 2-0 to claim SEC title
SEC Postseason Record

YEAR	W	L	PCT.
2016	3	1	.750
2015	2	1	.667
2014	4	0	1.000
2013	4	1	.800
2012	1	2	.333
2010	4	0	1.000
2009	5	1	.833
2008	4	0	1.000
2006	1	2	.333
2005	0	2	.000
2004	0	2	.000
2003	3	1	.750
2002	2	2	.500
2001	3	1	.750
2000	4	0	1.000
1999	1	2	.333
1998	1	2	.333
1997	3	1	.750
1996	1	2	.333
1995	3	2	.667
1994	4	0	1.000
1993	4	1	.800
1992	5	1	.833
1991	3	2	.600
1990	3	1	.750
1989	1	2	.333
1988	1	2	.333
1987	3	2	.600
1986	3	0	1.000
1985	0	2	.000
1979	1	2	.333
1975	2	0	1.000
1968	0	1	.000
1967	0	1	1.000
1961	2	0	1.000
Total	81	42	.659
(Tournament only)	77	40	.658



All-American Wes Grisham helped the 1990 Tigers collect an SEC-record 807 hits.



Trey McClure served as team captain of LSU's 1997 SEC Championship squad.



The Tigers celebrate Bruce Baudier's perfect game in 1967 versus Alabama.

Bruce Baudier's Perfect Game

May 5, 1967 — Baton Rouge, La.
Second Game of Doubleheader

Alabama	AB	R	H	RBI	BB	SO	PO	A
Cargo, rf	3	0	0	0	0	1	1	0
Johnson, cf	3	0	0	0	0	1	0	0
Moss, 3b	2	0	0	0	0	0	0	2
Limbaugh, c	0	0	0	0	0	0	3	0
Holley, ph	1	0	0	0	0	1	0	0
McCorquodale, 1b	2	0	0	0	0	0	7	0
Trafenstedt, lf	2	0	0	0	0	1	0	0
Bailey, 2b	0	0	0	0	0	0	0	0
Fisher, 2b-ss	2	0	0	0	0	1	0	2
Ranelli, ss	1	0	0	0	0	1	0	2
Parker, lf	1	0	0	0	0	1	0	0
Harris, c	1	0	0	0	0	0	7	0
Brown, 3b	1	0	0	0	0	0	0	0
Glover, p	2	0	0	0	0	1	0	1
Totals	21	0	0	0	0	8	18	7

LSU	AB	R	H	RBI	BB	SO	PO	A
Morris, ss	3	0	0	0	1	2	0	2
Felps, 3b	3	0	1	0	0	2	1	0
Ogin, lf	3	0	0	0	0	2	2	0
Giles, c	3	1	0	0	0	0	8	0
Achord, 2b	2	1	1	0	1	1	1	2
Domingue, 1b	3	0	2	1	0	0	6	0
Abernathy, cf	1	0	0	0	0	0	1	0
Cockerham, ph	1	0	1	1	0	0	0	0
Tatum, cf	0	0	0	0	0	0	1	0
Bergman, rf	3	0	1	0	0	2	1	0
Baudier, p	2	0	0	0	0	1	0	2
Totals	24	2	6	2	2	10	21	6

Alabama 0 0 0 0 0 0 — 0 0 1
LSU 0 0 0 1 0 1 x — 2 6 0

E-Moss. LOB-Alabama 0, LSU 8. 2B-Domingue. SB-Tatum. SH-Abernathy, Baudier.

Alabama	IP	H	R	ER	BB	SO
Glover (L, 5-7)	6	6	2	1	2	10
LSU						
Baudier (W, 6-4)	7	0	0	0	0	8

WP-Glover. PB-Harris. U-Wiggins, Knight. T-1:47. A-450.
(Baudier threw perfect game using 72 pitches.)

PERFECT GAME

	OPPONENT	DATE	IP	H	BB	SO
Bruce Baudier	2-0 vs. Alabama	May 5, 1967	7	0	0	8

OTHER INDIVIDUAL NO-HIT GAMES

	OPPONENT	DATE	IP	H	BB	SO
Fred Southerland	2-0 vs. Tulane	May 4, 1962	9	0	2	14
Van Quigley	1-0 at Tulane	May 7, 1966	7	0	4	4
Randy Wiles	3-0 vs. Rice	March 3, 1972	7	0	1	11
Bobby Landry	1-0 vs. Southern Miss	March 14, 1979	7	0	3	7

INDIVIDUAL ONE-HIT GAMES

	OPPONENT	DATE	IP	H	BB	SO
Dick Hicks	4-0 vs. Nicholls State	April 11, 1968	7	1	2	12
Randy Wiles	6-0 vs. Miss. State	April 13, 1973	7	1	3	6
Paul Stefan	4-0 at Alabama	April 12, 1976	7	1	0	5
Mike Alvarez	7-0 vs. Canisius	March 13, 1980	7	1	0	9
Clay Parker	5-1 vs. Navy	March 10, 1982	7	1	4	2
Guy Rutledge	3-0 vs. Auburn	May 30, 1983	7	1	5	6
Ben McDonald	10-0 vs. Florida	March 11, 1989	9	1	4	13
Mark LaRosa	5-0 vs. Texas A&M	Feb. 23, 1991	7	1	4	6
Brett Laxton	6-1 vs. South Carolina	March 27, 1993	7	1	4	10
Brian Winders	2-1 at Ole Miss	April 15, 1995	9	1	2	9
Patrick Coogan	7-1 vs. Ole Miss	April 18, 1997	9	1	0	15
Ben Alsup	8-0 vs. Ole Miss	May 29, 2010	7	1	2	7

INDIVIDUAL TWO-HIT GAMES

Randy Wiles	0-1 vs. Ole Miss	March 22, 1973
	2-1 vs. Kansas State	March 16, 1972
	1-0 vs. Northeast Louisiana	March 26, 1970
Wally McMakin	5-1 vs. Memphis State	March 9, 1973
Tom Charpentier	2-1 vs. Ole Miss	March 29, 1975
	4-0 vs. Ole Miss	April 26, 1974
Mike Lloyd	1-0 vs. Auburn	March 25, 1978
Jim Uremovich	1-0 vs. Auburn	March 26, 1978
Chuck Voorhies	3-0 vs. Northwestern State	April 26, 1978
Mike Alvarez	4-0 vs. Southwestern Louisiana	Feb. 19, 1979
	1-0 at Ole Miss	March 11, 1979
Mike Lloyd	11-2 at Ole Miss	March 11, 1979
Jerry Powell	3-0 vs. Northeast Louisiana	March 26, 1979
Ronnie Robbins	4-3 at Southeastern Louisiana	April 20, 1983
Cal Santarelli	3-1 vs. Northeast Louisiana	April 27, 1983
Gregg Patterson	5-1 vs. Louisiana Tech	May 2, 1985
Robbie Smith	5-0 vs. Auburn	May 4, 1985
Ben McDonald	7-1 vs. UCLA	March 27, 1988
Lloyd Peever	7-0 at Tulane	March 11, 1992
	4-1 at South Carolina	March 21, 1992
Brett Laxton	4-1 at Tennessee	April 3, 1993
Brian Tallet	6-0 at Vanderbilt	March 17, 2000
Louis Coleman	5-0 at Arkansas	May 2, 2009
Aaron Nola	2-0 vs. Oklahoma	June 7, 2013


Gene Achord


Following is a list of all-time LSU Tiger Baseball varsity letter winners. The LSU Sports Information Office will appreciate your assistance in correcting any errors. Current players are listed in bold.

A

ABELL, P.T.	1905-06
ABERNATHY, S.	1965-66-67
ACHORD, Gene	1962-63-64
ACHORD, Jack	1966-67
ADAMS, Bryce	2016
ADCOCK, Joe Bill	1947
ADKINS, Ken	1949
AINSWORTH, Kevin	1994-95
AINSWORTH, Kurt	1998-99
ALBRIGHT, J.G.	1907-08-09-10
ALBRITTON, Jason	1996-97-98
ALDRIDGE, Randall J.	1974-75
ALFORD, Jeremy	2001
ALLEN, Gary	1976-77-78
ALLMEN,.....	1905
ALMAGUER, Pete	1979-80
ALSTON, F.H.	1928-29
ALSUP, Ben	2008-09-10-11
ALVAREZ, Mike	1979-80
AMEDEE, Lynn	1961-62
ANASTASIO, Charles	1939-40-41
ANDREWS, David	1976-77-78
ANTONINI, Adrian	1991-92-93-94
ARDIZONE,.....	1932
ARDOIN, Shane	2007-08
ASSEFF, A.	1932
AYCOCK, Jerry	1950-52-53

B

BABIN, L.W.	1919-20-23
BAGLEY, Wade	1994-95
BAILEY, John	1961
BAILEY, Sid	1943
BAIN, Austin	2015-16
BAIRD, A.W.	1916
BALDWIN, A.W.	1908
BALDWIN, Clyde	1947
BANKSTON,.....	1911
BARASH, Michael	2013
BARBIER, Blair	1997-98-99-2000
BARBIN,.....	1897
BARFIELD, Billy,	1958-59-60
BARHAM, G.E.	1926
BARTEET, Donald	1968
BARFIELD, T.	1954-55-56-57
BARKEMEYER, Brian	1980
BARKER, Sean	2001-02


Albert Belle

Harry Berrios

BARTEL, Darrin	1986
BARTON, Jim	1950-51-52
BASS, Brad	2004-05
BAUDIER, Bruce	1966-67
BAUDIN,.....	1929
BAUER, Tim	1991-92
BAUER, W.D.	1909
BAUMAN, J.	1929-30-31
BAZDWIN, A.	1908
BEARD, J.	1983
BECKNELL, F.J.	1942
BECNEL, Morris	1937
BEERBOHM, Kyle	2007-08
BELLE, Albert	1985-86-87
BELLE, Terry	1986-87-88
BENITEZ,.....	1913
BENNETT,.....	1899
BENNETT, Bryon	1997-98
BENOIT, R.L.	1918-19
BENSAL, Julius	1948-49
BERARDI, Scott	1992-93-94-95
BERG, Andy	1987-88
BERGERON, L.A.	1914
BERGMAN, Russell	1967-69
BERNHARDT, Tom	1994-95-96-97
BERRIOS, Harry	1991-92-93
BERRY,.....	1903
BERRY, Kevin	1989
BERRY, Kevin	2011-12-13
BERTHELOT, Eric	1994-95-97
BERTUCCINI, Paul	2007-08-09-10
BETHEA, Scott	1990
BETTS, Mike	1984
BIANCO, Mike	1988-89
BISLAND, R.B.	1923-24
BLACK, Douglas	1972-73
BLAIR, Buddy	1933-34-36
BLACK, Jack	1931
BLACKWELL, Tiger	1992
BLANCHARD, A.E.	1918-19
BLANCHARD, B.O.	1907-10
BLANCHARD, E.	1950-52-56-57
BOGANY, Jarred	2006
BOLIN, D.C.	1914
BOLLMAN, Steve	1975-76-77-79
BONADONA, M.	1981-82-83-84
BONURA, Michael	2004-06
BONVILLAIN, Brent	2012-13
BONVILLIAN, H.E.	1913
BOONE, J.R.	1922-23-24
BOOTE,.....	1913
BORDELON, S.A.	1901-02-03
BORDEN, W.	1939
BOUDREAUX, A.T.	1977


Pete Bush

Mark Cooper

BOUDREAUX, Brian	1977
BOUDREAUX, Scott	1986
BOUMAN, Kyle	2014-15
BOURGEOIS, A.	1958-59-60
BOURGEOIS, Christian	1998-99
BOURGEOIS, Joey	2010-12-13
BOWDEN, G.	1954-55
BOWDEN, Ken	1951(Manager)
BOWE, Brandon	1998-99
BOWIE, Jim	1986
BOWLES, Justin	1995-96
BOWMAN, S.S.	1930-31-32
BOX, Alex	1942
BOZEMAN, Kellen	2007
BRADFORD, Jared	2007-08
BRADSHAW, Daniel	2008-09-10-11
BRANT, Chris	1981-82
BRAUD, John	1963-64
BREAUX, Brennan	2016
BREAUX, E.	1937-38
BREGMAN, Alex	2013-14-15
BRIAN, Billy	1999-00-01-02
BRIGANTE, V.	1919-20-21-22
BRIGHT, Bill	1970
BROSCHOFSKY, Steven	2006-07
BROTHERTON, Paul	1939-40
BROUSSARD, Joe	2011-12-14
BROUSSARD, Burke	1985-86
BROUSSARD, Ed	1930
BROUSSARD, H.	1903
BROUSSARD, Marty	1940-42-44
BROUSSARD, Y.	1937
BROWN, J.E.	1931
BROWN, Jordan	2008
BROWN, L.P.	1929-31
BROWN, Lefty	1941
BROWN, R.	1933-34-35
BROWN, Thomas	1969
BROWNELL, C.R.	1909
BRUCE,.....	1905
BRUMFIELD, Victor	1999-00-01
BRYAN, A.	1937
BRYAN, Redfield	1957-58
BUGG, Parker	2014-15-16
BUMSTEAD, Nate	2003-04
BURCH, Dale	1970-71-72
BURLEIGH, C.	1938
BURLEY, C.	1939-40
BURNS, Craig	1969-70-71
BURT, Jim	1957
BUSH, Pete	1987-88-89
BUTEAU, Rhett	2002-03-04-05
BUTLER, Taylor	2013
BYRD, Grayson	2015
BYRD, Paul	1989-90-91
BYRD, Ryan	2006-07-08-09

C

CAHILL, Chris	2005-06
CAIN, Nolan	2006-07-08-09
CALA, Craig	1988-89
CALDWELL, J.B.	1910
CALHOUN, S.L.	1925-27
CALHOUN, T.C.	1932-33-34
CALENDAR, D.	1935-36-37
CARAWAY,.....	1918
CARR, A.J.	1922-24
CARRIERE, O.P.	1923-24-25-26
CARTWRIGHT, Alden	2014-15-16
CARVELLO,.....	1941
CARVILLE,.....	1897-98
CASHIO, John	1973-74-75-76

CASTANEDA, Danny	1981
CAVELL, Leo	1945
CAVETT, J.R.	1917-18-19
CERVENKA, Chris	1982-83
CERVENKA, Craig	1980-81-82-83
CHAMBERLAIN, Matt	1991-92-93
CHAMBERLAIN, W.B.	1899
CHAMPAIGN, E.	1929-30-31-32
CHARPENTIER, Tom	1974
CHATELAIN, Don	1963-64
CHILDRESS, J.	1937-38
CHINEA, Chris	2013-14-15
CHOATE, Jimmy	1952-53-54-55
CHURCHILL,.....	1924
CHURCHILL, C.S.	1915-16
CLARK, Matt	2008
CLARK, Ned	1950-52-53
CLARK, T.	1958
CLARK, Tim	1990
COATES, Ray	1947-48
COCKERHAM, Richard	1967-68-69
COHEN, Mike	1984
COLE, C.G.	1900
COLEMAN, C.	1965
COLEMAN, Louis	2006-07-08-09
COLEMAN, Pete	1966
COLEMAN, W.	1947-48-49
COLLAZO,.....	1944
COLLINS, Albin	1968
COLLINS, J.	1928
COLLINS, Steven	1970-71-72-73
COLUMBUS, Jason	2002
COLVIN, Matt	1998
COMEAX,.....	1900
COOGAN, Patrick	1995-96-97
COOK, Bill	1964-65-66
COOK, Keyaan	1991
COOLEY, Chad	1993-94-95-96
COOPER, E.	1929
COOPER, H.	1905
COOPER, Mark	1983-84
COPPONEX, Buddy	1938
CORCORAN, Roy	2001
CORDANI, Rich	1990-91
CORDARO, Emile	1978
COSTA, Billy	1940
COSTELLO, Vinnie	1984-85
COTTEN, Bobby	1963
COTTON, Chris	2010-11-12-13
COUVILLION, Ray	1944
CRAIN, Barry	1966-67
CRAFT, Carl	1981
CRESS, Walker	1938-39
CRESSE, Brad	1997-98-99-2000
CRITZER, Bob	1947
CROSWELL, M.	1975-76-77-78
CROUERE, J.	1939-40-41
CUNNINGHAM, Dave	1987
CUNNINGHAM, Kirk	2011
CUNTZ, Casey	1996-97
CUNTZ, Pat	1984-85
CUNTZ, Warren	1981-82-84

D

DABADIE,.....	1903
DABADIE, F.	1909
DAIGLE, Lester	1956
DALTON, Josh	1998-99
DALY, Mike	1998-99-2000
DANA, J.	1938-39-40
D'AQUIN, Richard	1949


Andy Galy

Varsity Lettermen

DARDAR, Chase	2005-06
DARK, Al	1943
DARSEY, J.H.	1926
DASPIIT, A.P.	1897-98-99
DASPIIT, C.	1895
DAUGHERTY, Brian	1994-95-96-97
DAVID, Brad	2000-01-02
DAVIS,.....	1909
DAVIS, Sam	1951
DAVIS, Taylor	2008
DAVIS, Wes	1997-98
DAVIS, Will	2004-05-06-07
DAWSON, O.H.	1914
DAWSON, Trey	2016
DEAN, Blake	2007-08-09-10
DEAN, Dakota	2014
DeHART, Jarret	2014
DEICHMANN, Greg	2015-16
DELAFIELD, G.	1937-38
DELATTE, Irwin	1953-54-55
DELATTE, Wet	2010
DELAUNE, Kenneth	1974
DELGER, Lawrence	1968
DEMONT, Tommy	1961-62
DEMOUY, Chris	1996-97-98
DERE, Al	1947
DETERMANN, Jason	2003-04-05
DEUTSCHMANN, Lou	1955
DEVALL, Hunter	2013-14-15-16
DEWEY, Duane	1979
DEXTON, Ames	1970
DIAL, Wiley	1961-63
DICKKEY,.....	1929
DIDIER, Beau	2010-11-12
DIDIER, Mel	1947
DILIBERTO, Bobby	2004
DIMMICK, O.	1925
DIRKS, Clay	2004-05-06-07
DISHON, Johnny	2008-10
DIXON, John	1984-85
DIXON, L.C.	1936
DOGGETT, Al	1952-53
DOIRON, Mark	1979
DOLBY,.....	1912
DOMANGUE, Brady	2014-15
DOMILISE, Jerry	1947
DOMINGUE, Johnny	1967
DONATHAN, Billy	1981-82
DONAHUE,.....	1903
DOUGHTY, Richard	1989
DOUGLAS, James	1972
DOZAR, Grant	2009-10-11-12
DREW, A.S.	1917-18
DREW, H.C.	1807
DROUILHET,.....	1902
DRUDE, Leonard	1954-55-56-57
DUCHIN, C.	1893-95
DUCOTE, Cody	2016
DUGAS, C.J.	1921-22-23-24
DUGAS, J.	1917-18
DUNCAN, Trae	2001
DUNN, Nathan	1994-95-96
DUPLANTIS, Antoine	2016
DUPLANTIS, Brad	1986
DUPONT,.....	1912
DYKSTRA, Jimmy	2011

E

EADES, Ryan	2011-12-13
EARNHART, Clint	1997-98-99
EDGE, Evan	1973
EDMONSON, Larry	1961-62
EDMONSON, E.	1932
EDWARD, Alex	2010-11-12-13
EDWARDS, Daniel	1988
ENGLISH, Eric	2005
ERDMAN, Charlie	1938-39-40
ESCOBAR, Rene	2008
ESNARD, H.	1901
ESNARD, M.	1900-01-02
ESPINOSA, Phil	1989
ESTEVEZ, Jake	1996-98
EVANS,.....	1903
EZELL, Billy	1965

F

FAIRCLOTH, Jordan	2003-04-05
FALGOUT, R.	1956 (Manager)

FALKENHEINER, F.	1958-59
FANCHER, P.D.	1917-18
FARNSWORTH, Kevin	2007-08-09
FARIZO, Richard	1968-69-70-71
FARMER, Louis	1969-70-71-72
FATHERREE, Jesse	1934-35-36
FAUCHEUX, Henri	2014
FAULKNER, Craig	1984-85-86-87
FELPS, Irwin	1967-68
FENET, A.	1930
FERRARA, Greg	1973-75
FETZER, Bobby	1950
FETZER, Ed	1950
FETZER, John	1944
FIELD, Jimmy	1962
FIELDS, Arby	2012
FIFE, Bob	1938
FITTERER, Scott	1995
FLOWERS, Bob	1958-59-60
FLOYD, J.C.	1920
FLUKER, H.V.	1914
FLYNN, A., "Bill"	1933-34
FONTENOT, Greg	1986
FONTENOT, Mike	2000-01
FONTENOT, Steve	1979-80
FORBES, Willie	1986-87
FORRER, Daniel	2006
FORREST, T.J.	2007
FORSHAG, Trent	2016
FORTIER, F.R.	1914
FOSTER, Jared	2012-13-14-15
FOURMY, J.M.	1902-03
FRALEY, Jake	2014-15-16
FRANCIONI, J.B.	1910-13
FRANK, Steve	1972-73-74-75
FREEMAN, Cole	2016
FREIDHOF, Bill	1981-82
FRENCH, Shawn	2003
FRERE, J.	1983
FREIRE,.....	1903
FURBUSH, Charlie	2007
FURNISS, Eddy	1995-96-97-98
FURY, Matt	2010-11
FURY, Nate	2013-14

G

GALE, Mark	1980
GALLIOT,....	1898
GALY, Andy	1986-87-88
GARCIA, Luis	1989-90-91
GARIDEL, Jamin	1998-99-00-01
GARIDEL, Jeff	2007
GARRETT, Forrest	2011
GARRISON, G.	1929
GARRITY, Pat	1989-90-91
GASPARD, Mitch	1984
GAUDET, Matt	2008-10
GAUSMAN, Kevin	2011-12
GAUTREAU, Cade	2007
GAYLE, F.L.	1910-11-13
GENUSA, Francis	1960-61-62
GEORGE, Steve	1962-63-64
GERMAN, Bobby	1944
GIAMBRONE, D.	1976-77-78
GIBBS, B.B.	1908
GIBBS, Micah	2008-09-10
GILBERT, Caleb	2016
GILBERT, Pete	1923-25-27
GILHULY, Ed	1981-84
GILES, Tommy	1967-68
GILL, Blake	2002-03-04-05
GLAMP, Joe	1943
GLENN, Cody	2012-13-14
GODFREY, Jake	2015
GODFREY, L.T.	1926-27-28
GOLDEN, Jack	1942-47
GOMEZ, Hunter	1999-2000
GOODWIN, Will	2006
GOODY, Nick	2012
GORINSKI, Walt	1941-42-43
GOSSEVAND, M.A.	1912-13-14
GOURRIER, Bat	1932
GOYER, C.W.	1905-06-07-08
GRACE, Bryan	1999
GRAHAM, Mike	1990-91-92
GREELY, Jim	1992-93
GREENE, Rick	1990-91-92
GREGORY, Paul	1979

GREMILLION, E.	1944-47
GREEVENBURG, J.H.	1926-28
GRISHAM, Wes	1989-90
GRUVER, Matt	1988-89
GUESSFIELD, James	1974
GUGLIEMO, Carey	1958-59-60
GUIDRO, Lukas	2002
GUIDRY, Weylin	1999-00-01-02
GUILLORY, Dan	1996-97-98
GUTHRIE, Mark	1984-85-86-87

H

HAHN, Dustin	2002
HALE, Conner	2014-15
HALL, C.C.	1908
HALL, Fred	1941-42-43
HALL, Jim	1942-43
HAMILTON, F.S.	1910-11-12
HAMILTON, J.D.	1915-19
HAMILTON, J.J.	1914-15
HAMILTON, O.B.	1903
HAMITER,.....	1918-19
HAMMETT, B.	1938-39-40
HAMPTON, Jeff	1994-95
HAMPTON, T.	1959
HANLEY, W.B.	1920-21
HANNA, Billy	1949-50-51
HANOVER, Tyler	2009-10-11-12
HANSON, E.	1923
HANSON, R.	1923
HARE, Gerald	1956
HARRELL, Jeff	1979-81
HARRIS, Bryan	2005
HARRIS, Cedrick	1998-99-2000
HARRIS, Clay	2002-03-04-05
HARRIS, Jeff	1994
HARRIS, Sulcer	1943
HARRIS, Will	2003-04-05-06
HARRISON,.....	1900
HARTWIG, Rob	1986-87
HATHORN, Jim	1977-78-79
HAWPE, Brad	1999-2000
HAYDEL, Buzzy	2006-07-08-09
HAYDELL, Dick	1963-64
HAYNIE, G.	1939-40-41
HAZLIP, S.W.	1913
HEARD, J.	1898-1900
HEARD, W.	1932-33
HEATH, J.L.	1925-26-27
HEATH, Matt	2001-02
HEBERT, A.W.	1914-15-17-18
HEBERT, C.J.	1905-06
HEBERT, Derek	2004-05
HEBERT, E.B.	1911
HEBERT, Jim	1944
HEBERT, R.A.	1942
HECKER, D.	1939
HEDGES, Lee	1949-51
HEDRICK, B.	1939
HELENIHI, Derek	2008-09
HELVESTON, O.	1934-35-36
HEMPHILL, James	1996
HENDRICKSON, Eric	1999
HENDRIX, J.	1928-29-30
HENNER, Thomas	1968-70
HERBST, Jack	1942
HERNANDEZ, Courtney	1998
HEROMAN,.....	1899
HERRING, P.S.	1922
HERRY, David	1990-91-92
HETZEL, Eric	1985
HERTZOG, M.	1915
HICKS, Richard R.	1967-68
HIGGINS, Danny	1997-98
HIGHTOWER, C.W.	1910-11
HIGHTOWER, Gerald	1942
HILBORN, W.B.	1924
HILL, Aaron	2001-02-03
HILL, D.	1959
HILL, Justin	2001-02
HILLMAN, W.A.	1906-10
HINES, L.	1938
HOAGLUND, Walter	1967-68-69
HOCHENDEL, B.F.	1905-08
HODGES, A.T.	1943
HODGES, Trey	1999-2000
HOLCOMBE, M.	1938
HOLDEN, T.D.	1929-30-31

HOLLANDER, Michael	2005-06-07-08
HOLLINGSWORTH, G.	1972-73-74-75
HOLMES,.....	1913
HOLT, J.C.	2002-03-04
HORTON, Conan	1996-97
HORWATH, Matt	2004
HOSKINS, Dick	1943-44
HOVER, Don	1956-57
HOWARD, Tommy	1950-52-53
HOWELL, R.B.	1910-11-12
HOWIE, Mark	1982-83-84
HUFFMAN, Ryan	1993-94
HUMPHREY, N.	1934-35-36
HUMPHRIES, Steve	1981
HUNDLEY, F.	1936-38-39
HUNTSICKER,.....	1935
HUNTSICKER, G.R.	1905-06
HUNT, C.	1934-35-36
HUNT, E.C.	1948 (Manager)
HUNT, Will	1992-93
HUNT, William	1968-69
HUSBAND, Frank	1952-53
HYMEL, Gary	1988-89-90-91

I

IBARRA, Christian	2013-14
IRWIN,.....	1934
IVES, C.A.	1919-20-22

J

JACKSON,.....	1924
JACKSON, Chris	2005-07
JACKSON, J.S.	1914-15
JACKSON, Kenny	1992-93
JACKSON, Matt	2007
JACOBS,...	1939
JAMES,.....	1936
JAMES, H.	1913
JENSEN, Ty	2003-04
JEWELL, Wylie	1948-49
JOHNSON, Douglas	1950-52
JOHNSON, Eric	1986
JOHNSON, Phil	1938
JOHNSON, Phillip	1966
JOHNSON, R.E.	1912
JOHNSON, Russ	1992-93-94
JOHNSON, Toookie	1988-89-90-91
JOHNSTON, Ronny	1957-58-59
JONES, C.	1942
JONES, Chad	2009
JONES, Forest	1981-82
JONES, JaCoby	2011-12-13
JONES, L.	1920-21-22
JONES, R.D.	1924-25-26
JONES, Tyler	2011
JORDAN, Beau	2015-16
JORDAN, Bryce	2015-16
JORGENSEN, Ryan	2000
JOSEPH, Gary	1981-82-83
JOVETT, M.	1929-30-31
JUDICE, Frank	1974-76-77
JUNE,.....	1916

K

KARCHER, Kevin	1979-80
KARP, Dan	1981-82
KATZ, Mason	2010-11-12-13
KAVANAUGH, K., Sr.	1938-39-40
KEIGLEY, Gerald	1971-72-73



Stan Loewer


Lyle Mouton

KEISLER, Randy	1998
KELLER, J.	1932-35
KELLER, Nolan	1963
KELLY, A.H.	1906
KENDA, J.	1936-37
KENNEDY, R.M.	1900-01-02-03
KEOWEN, Kade	2006
KING, J.D.	1928
KING, L.	1938-39
KINCAID, Steve	1984
KIRKPATRICK, H.L.	1931-32-33
KIRKWOOD, M.H.	1908
KIRKWOOD, W.H.	1907
KITCHENS, G.	1958
KITE, Dan,	1986-87-88
KIZER, R.C.	1922-23
KLOSTERMEYER, Mike	1995
KLOVEKORN, Henry	1977
KLING, Alonzo	1954-55-56
KLUG, Kenny	1976-77
KNIGHT, G. "Red"	1944-45-46-47
KOERNER, Mike	1995-96-97
KOPPENS, Paul	1973
KOUNS, Sinclair	1948-49
KOZIMINSKI, M.	1958 (Manager)
KUNDERT, R.	1931-32
KUPPER, Scott	1988

L

LACROIX,.....	1895
LAGROUE, Fred	1984
LAIRD, Mark	2013-14-15
LAMARCHE, Will	2013
LANDRY,.....	1920-22
LANDRY, H.E.	1900-02-03
LANDRY, L.L.	1934-35-36
LANDRY, Leon	2008-09-10
LANDRY, R.J.	1914
LANDRY, Robert	1978-79-80
LANDRY, Wynn	1981
LANGE, Alex	2015-16
LANIER, Tim	1993-94-95-96
LANIER, W. "Fido"	1924-28
LANOUX, Marty	1985
LARA, Robert	2006-07
LARKIN, M.	1930-31
LaROSA, Mark	1988-89-90-91
LaROSE, Randy	1986-87
LARSON, Brandon	1997
LARSEN, E.	1937
LaSUZZO, Zach	2010
LATZ, Jake	2016
LAWRIE, Joe	1935
LAXTON, Brett	1993-94-95-96
LEAKE, Robert	1966-68
LEARY, Rob	1985-86
LEAUMONT, Jeff	1998-99
LEBLANC,.....	1901
LEBLANC, Danny	1963
LEBLANC, P.O.	1909-10
LEE, Bill, Jr.	1953-54-55
LEE, Michael	1967-68-69
LEGUIN, F.G.	1919-20
LEMAHIEU, DJ	2008-09
LEMAK, Charlie	1937
LEONARDI, Antonio	1994-96-97
LESAGE,.....	1897
LESHER, L.R.	1911
LESKANIC, Curtis	1989
LESUEUR, G.B.	1897-98-99-1900


Mike Sonderegger

LEWIS, Jason	2007
LEWIS, Joe,	1987
LEWIS, Philip	1969-70
LEWIS, W.F.	1895
LIM, Ron	1989-90
LINDEN, Todd	2001
LINDSEY, Clyde	1947
LINDSEY, James	1949-50-51
LINDSEY, Ken	1976-77
LIPARI, Jeff	1998-99-00
LIUZZA, Matt	2003-04-05-06
LLOYD, Mike	1977-78-79-80
LOCHRIDGE, O'Neal	2016
LOCKBAUM, Emile	1935-36-37
LOE, S.R.	1914
LOEWER, Stan	1984-85-86-87
LOFTICE, Jeremy	1999-00
LOFTIN, R.	1958
LOFTIN, W.	1958-59
LOMAX,.....	1943
LOMBARD,.....	1903-05
LONERO, Tony	1980-81
LORIO, Dennis	1973-74
LOWERY, Mike	2011
LOWRY,.....	1921

M

MADDUX, Michael	1968-69
MADDOX, Steven	1971
MADERE, E.L.	1906
MADISON, Dave	1941-42-43
MAINIERI, Paul	1976
MAGUIRE, W.S.	1893
MAHTOOK, Mikie	2009-10-11
MAILHOS, Joseph	1956-57-58
MALEJKO, Matt	1993-94
MALL, Kyle	1990
MANGHAM, H.E.	1906-07-08
MANTRANA, Manny	1984-85
MANUEL, Barry	1986-87
MARCHAND, Jerry G.	1952-53
MARIANO, Bobby	1979-80
MARQUETTE, G.H.	1921-22-23-24
MARRERO, F.	1922-23-24-25
MARTIN, Blake	2008
MARTIN, D.A.	1909-10-11
MARTIN, J.H.	1909-13
MARY, S.E.	1905-09
MASON, C.C.	1926-27-28
MASON, F.	1919
MATHEWS, Spencer	2009
MATLOCK, O.	1937
MATTA, L.	1911-12-13
MATULIS, Chris	2009-10
MAY, Ryan	2015
MAYER, Jordan	2005-06-07
McARDLE, Benny	1951-52-53
McBRIDE, Billy	2000-01
McBRIDE, W.E.	1920-21-22
McCABE, Bhrett	1992-93-94-95
McCALL,.....	1899
McCALL, Malcolm	1951-52-53
McCALL, Malcolm, Jr.	1976
McCANN, M.G.	1925-26-27
McCLUNG, H.	1958
McCLURE, Trey	1996-97-98-99
McCOLLUM, A.M.	1909-1910
McCOLLISTER, E.P.	1914-15
McCUNE, Kurt	2011-12-13-14
McDADE,.....	1921


Cal Santarelli

McDONALD, Ben	1987-88-89
McDONALD, William	1949-50-51
McDONOUGH, Bob	1937-38
McDOWELL, Red	1940-41-42
McDUFF, C.E.	1924-25
McELROY,.....	1937
McGHEE, Chris	2006-07-08-09
McKAY, Cole	2016
McKAY, Thomas	1968
McKEOGH, Mike	1959-60
McKNIGHT, J.B.	1898
McKNIGHT, R.E.	1897-98
McKNIGHT, S.	1895-97
McMAKIN, Wally	1973-74-75-76
McMULLEN, Sean	2013-14
McMURRAY, Heath	2000
McMURRAY, J.L.	1930
McMURRAY, Dick	1952-53-54
McNEESE, O.W.	1911
McSWEENEY, "Red"	1944
MEADORS, W.F.	1915
MEEKER,.....	1901
MEIER, Justin	2003-04-05
MEINERS, Vaughn R.	1975-76
MELANCON, Joseph	1971-72
MENEFEE, J.	1932-33
MERCER, J.	1912
MESSA, R.H.	1905
MESTEPEY, Lane	2001-02-04-05
MICHAELIS, Billy	1944-47-48
MILEY, Mike	1972-73-74
MILLER, David	2002
MILLER, H.	1934-35
MIRE, G.	1948
MITCHELL, Jared	2007-08-09
MITTS, Lester	1961
MIXON, Wallace	1959-60
MONSOUR, E.	1933
MOOCK, Chris	1988-91-92
MOOCK, Gregg	1991-92
MOOCK, J.	1940-41-42
MOOCK, Joe	1964-65
MOOCK, Michael	1969-70-71
MOOCK, Pat	1972-73-74-75
MOORE, Bryan	2001
MOORE, Jeramie	1994-95-96
MOORE, Tyler	2012-13-14
MORAN, Tim	1984
MOREL, Harry	1963-64-65
MOREL, Tommy	1999-2000
MORGAN, George	1983-84
MORMANN, Mitch	2010
MORRIS, Lyndon	1966-67
MORRIS, O.L.	1915
MORRIS, Warren	1994-95-96
MORSE, John	1982-83
MOSES, Chip	1980-81
MOUTON, Lyle	1990-91
MOYSEE,.....	1905
MULA, Jared	1990-91-92
MULSHENOVICK, Ken	1982-83
MUNGER, David	1969-70-71-72
MURDOCK, Mike	1981-83-84
MURPHY, Gene	1948-49-51
MURRAY, S.	1930

N

NACCARATA, Ivan	2003-04
NAFF, Frank,	1959-60-61
NALL, Brandon	2005

NAQUIN, Greg	1987-89
NATTIN, George	1960
NAVARRO, G.B.	1900
NEAL, Mike	1991-92-93
NERONI, Kevin	1977
NEUMANN, Leonard	1965
NEWMAN, Donald	1976
NEWMAN, Hunter	2013-15-16
NICHOLSON, Jordan	2008-09
NOLA, Aaron	2012-13-14
NOLA, Austin	2009-10-11-12
NOLAN, J.	1936
NOLAN, R.	1937
NORMAN, Doug	2015-16
NUGENT, Tim	1998-99-00-01
NUNALLY, Michael	1969-71-72

O

OCHINKO, Sean	2007-08-09
O'DONOGHUE, John	1988-89-90
OGATA, Jason	2006
OGEA, Chad	1989-90-91
OGIN, Steve	1967-68
OLEXY, Keith	1974
OLIVERIO, John	1974
OLIVIER, L.A.	1899-1902
OLSEN, Eddie	1977-78-79-80
OLSON, Randy	1979-80
OLVEY, Derik	2006
O'ROCK, Don	1979
OSER, F.	1937-38
OSHESKIE, Dan	1981
OSIK, Keith	1988-89-90
OTT, Matty	2009-10-11
OWEN, Chet	1947

P

PADRON, J.P.	2005
PAINICH, Joey	1996-97
PALMER, Ed	1943
PAPAJOHN, Mike	1986-87
PAPIERSKI, Michael	2015-16
PARKER, Clay	1982-83-84-85
PARSONS,.....	1947
PATTERSON, Gregg	1985-86-87
PATTERSON, Ryan	2003-04-05
PAYER, Luther	1951
PAYNE, Bobby	1979
PEARCE, Chris	1994
PEEVER, Lloyd	1992
PEGUES, W.T.	1900-01
PEMBERTON, Craig	1969-70-71-72
PERKINS, A.M.	1913-14
PERSON, Zac	2014-15
PETERSON, Samuel	2011
PETERSON, Stuart	2008
PETIT, A.E.	1899
PETRONE, Andy,	1981-82
PETTISS, J.	1954-55
PETTIT, Bo	2000-01-02-03
PHILLIPS, Chris	2001-02
PIPES, B.N.	1907
PISTORIUS, Jerry	1952-53
PITCHER,.....	1915
PITCHER, Bill	1923-24-25
PITTMAN, J.C.	1934
PLEASANT, R.G.	1893-95
POCHE, Jared	2014-15-16
POCHE, Jim	1961-62
POERSCHKE, Fred	1953 (Manager)
POLOZOLA, Frank J.	1961-62
POLOZOLA, Keith	1996-97
PONTIFF, Nicholas	2006-07-08-09
PONTIFF, Wally	2000-01-02
PORETTO, Chuck	1940-41
POSTELL, F.K.	1915-17
POSTELL, W.D.	1916
POWELL, Evan	2012
POWELL, Jerry	1979-80
POURCIAU, Danny	1983-84
POURQUE, Conrad	1969
PRICE, V.	1925-26
PURDY, Kenneth	1956
PURVIS, Don	1959

Q

QUIGLEY, Van	1964-65-66
--------------	------------



The 1915 Tigers



The 1993 Tigers

R

RADOVICH, R.	1940
RAGGIO, Cecil	1961
RAMIREZ, Edgar	2005-06
RAMSEY,	1902-03
RANAUDO, Anthony	2008-09-10
RANTZ, Ronnie	1991-92
RAYMER, David	2001-02
RAYMOS, George	1944
REBOULET, Jeff	1985-86
REED, Michael	2010
REESE, Stan	1995
REID, Chris	2016
REYMOND, R.P.	1905-06-07
REYNOLDS, Russell	2013-15-16
RHODEN, Robert	1976-77
RHYMES, Raph	2011-12-13
RHYMES, Ray	1954-55
RICHARDSON, Roland	1969
RICHE, G.	1917
RICHOUX, Ralph	1956-57-58
RIEDIE, Shane	2009
RIOS, Armando	1991-92-93
RITTINER, Jordan	2010
ROBBINS, Ronnie	1982-83
ROBERTS,	1919
ROBERTS, C.M.	1898
ROBERTSON, H.F.	1893
ROBERTSON, Kramer	2014-15-16
ROBERTSON, R.	1893
RODNEY, W.	1899-1901
RODRIGUEZ,	1929
ROMAGOSA, M.	1936-37-38
ROMAINE, Blackie	1943
ROMERO, Jordan	2016
ROSS,	1920
ROSS, Austin	2008-09-10
ROSS, Ty	2011-12-13
ROUSSOS, George	1951
ROUSSEAU, Ron	1963-64
ROY, A.J.	1921-22
RUMBELOW, Nick	2011-12-13
RUTLEDGE, Guy	1983-84
RUTLEDGE, Trey	1993

S

SAAB, Mike	1980-81-82-83
SADLER, Billy	2003
SAIZAN, Thomas	1973-74-75
SANBOURN, E.	1932
SANTARELLI, Cal	1982-83
SAVAGE, James	1968-69-71
SANFORD, J.	1901-02-03
SARRADET, Darren	1980
SAUNDERS, Henri	1991
SAVOIE, Ronnie	1974-75
SAXON, Ben	1999-2000
SCELFO, Rocky	2002
SCHEUTZ,	1965
SCHEXNAIDER, R.	1929-30-31

SCHIMPF, Ryan	2007-08-09
SCHNEIDER, D.	1978-79-80-81
SCHNEIDER, Tim	1983-84
SCHNEIDEWIND, Scott	1988-89
SCHUEERING, R.	1932-34
SCHULTZ, Scott	1992-93-94-95
SCHWING, I.H.	1900-01
SCIAMBRA, Chris	2012-13-14-15
SCIVICQUE, Kade	2014-15
SCOBIE, Jason	2000-01
SCOTT, E.A.	1897
SCOTT, Julius	1980-81-82-83
SCREEN, Pat	1964
SEAGO, Ernest	1934
SEBASTIN, J.D.	1918-20-21-22
SEWALD, Mitch	2013
SEXTON, Ed	1970-71-72
SHAFFER, Darryl	2006
SHANK, David	2002
SHARP,	1903
SHARP, Ivoy	1941
SHEEHY, Butch	1980-81-82-83
SHEETS, Andy	1991-92
SHIPP, Kevin	1996-97
SIGLER, Roger	1954-55-56-57
SILVERBLATT, Alan	1970-71
SIMON, Antoine	1998-99
SIMS, Bill	1943
SINGLETARY,	1895-97
SIROTKA, Mike	1990-91-92-93
SLACK, J.S.	1910-11-12
SLABOTSKY, H.	1905
SLAID, Jackson	2011-12
SLAUGHTER, W.S.	1899
SLOANE, Lea	1943
SMITH,	1938
SMITH, Allen	1960-61-62
SMITH, B.	1920
SMITH, Collin	2004
SMITH, G.D.	1907-08
SMITH, Greg	2003-04-05
SMITH, Hadley	1961
SMITH, J.C.	1941-42-43
SMITH, Mike	1927-28-29
SMITH, Riley	2016
SMITH, Robbie	1984-85
SMITH, Terry	1966
SMYTH, C.R.	1905-06-07
SNIKERIS, Jordy	2011-12
SNYDER, J.E.	1895
SODERERG, Jon	1980
SON, Chucky	1999
SONDEREGGER, Mike	1970-71-72-73
SOSSAMON, Tim	1984-85
SOULE,	1920
SOUTHERLAND, Fred	1960-61-62
SPAULDING, Steven	1969
SPENCER, Fritz	1947-48
SPITZ, Steven	1973-74
SPRINGER, Russell	1987-88-89
SPROWL, Bruce	2003-05-06
STAFFORD, Red	1944-47
STALES, T.M.	1917-18-19-20
ST. AMANT, Lou	1959
STANFORD, Bert	1948
STALLINGS, Jesse	2015-16
STAPLES, C.	1917-19
STAVINOH, Nick	2004-05
STAYTON, W. "Bill"	1932
STAYTON, W.D.	1902-03-05
STEELE, J.E.	1924-25-26
STEFAN, Paul J.	1975-76-77
STELL, Jabbo	1938
STEVENS, Ed	1932
STEVENS, N.G.	1926
STEVENSON, Andrew	2013-14-15
STEWART, Bob	1964
STEWART, Quinn	2003-05-06
STOCCO, Mark	1993
STOFSKY, Wayne	1987
STOKES, Dale	1983
STONE, Cade	2014
STOVALL, D.	1955
STOVALL, H.H.	1925-26-28
STRALL, Collin	2015-16
STRANGE, Charles, "Bo"	1960
STRICKLAND, J.	1927-28-29
STRINGFIELD, Cliff	1953
STROVINK, Eric	1989
SUDDITH, Tom	1941
SUMMERS, Morris	1961-62
SWANSON, A.L.	1925
SWANSON, Art	1954
SWART, W.	1906

T

TALBOT, E.L.	1913
TALLET, Brian	1999-2000
TANDY, Joe	1949 (Manager)
TATE, A.	1915-16-17
TATUM, Willie L.	1967
TAYLOR, J.W.	1893
TAYLOR, W.T.	1940-41-42
TAYLOR, William	1972-73
TEAGUE, Sean	1994
TELLECHEA, Johnny	1990-91
TERRELL, Robbie	1961-62
TERRIS, Adam	1985, 88
THEARD, Al	1942-43
THERIOT, Bobby	1961-62-63
THERIOT, Ryan	1999-00-01
THIBODEAUX, Joey	1977-78-79-80
THIBODEAUX, Johnnie	1997-98-00-01
THOMAS, Alvin	1977
THOMAS, Johnny	1961-62-63
THOMPSON, Doug	1997-98
THOMPSON, Richard	1948-49-50-51
THOMPSON, W.H.	1908-09
TILLINGHAST, A.Y.	1931
TINSLEY, Gaynell	1935-36-37
TOMPKINS, Jake	2002-03
TOUPS, Frank A.	1974-75-76
TRENE, J.	1893
TRIMM, Sherman	1979
TRIPLETT, Bill	1963-64
TRITTICO,	1934
TROXLER, A.	1934
TUJAGUE, Lucien	1977-78-79-80
TULLIER, James	1968
TUMINELLO, Bobby	1947-49
TURNER, Bill	1941-42
TURNER, Bruce	1960-61
TYSON, Jeremy	1994-95

U

UREMOVICH, Jim	1978-79
----------------	---------

V

VACCARA, F.P.	1909
VALEK III, John	2016
VAN LOON, Bill	1981
VARGAS, Jason	2002
VASQUEZ, Rich	1987-88
VAUGHN, Jack	1964
VAUGHT, Chad	2001-02-03
VERDUGO, Ryan	2008
VERGES, Ernie	1951-52
VICTORIANO, Gerard	2005-06
VIRGETS, Tommy	1952-53-54-55
VOIGT, Jack	1986-87
VOORHIES,	1905
VOORHIES, Charles	1975-76-77-78

W

WADDILL, G.D.	1895-97
WADE, F.M.	1911-12
WADSWORTH, Tim	1978
WAGGONER, Todd	1987-88
WAGUESPACK, Steven	2006-07
WAINWRIGHT, J.A.	1911
WALDEN, H.E.	1912-13-14-15
WALET, P.H.	1912-13
WALKER, Edward	1979-80
WALKER, I.	1935-36-37
WALKER, Todd	1992-93-94
WALL, E.E.	1899
WALL, Jason	1989-90
WALLER, Red	1915-16
WALTERS, Bill	1943-47-48
WARD, Kevin	1996
WARDLOW, Spot	1915-16
WARE, Spencer	2011
WARMBROD, James	1936-37-38
WATKINS,	1924
WATKINS, E.	1930
WATKINS, O.	1926-27
WATKINS, Trey	2010-11
WATSON, Toby	1941
WATTS,	1895
WAX, Daryl	1976
WEAVER, Dustin	2003-04-05
WEBER, D.L.	1903-05-06
WEBER, S.J.	1956
WEINER, R.	1938
WELCH, Darren	2002
WEST, J.C.	1944
WESTBROOK, J.T.	1898
WHEALY, Patrik	1974-75-76-77
WHEELER, Red	1943
WHITE, Al	1957-58
WHITED, H.W.	1903
WHITTY, Daryl	1953-54-55
WIESLER, Billy	1981-82
WIETHORN, Eric	2001-02
WILBANKS, T.E.	1918
WILBERT, A.E.	1908-09
WILBERT, E.C.	1905-08
WILBERT, F.P.	1902-03
WILBERT, J.A.	1905
WILES, Randy	1970-71-72-73
WILHITE, Brian	1987-88
WILHITE, Jonathan	2006
WILKINSON, H.	1907
WILKINSON, J.P.	1912-17
WILLIAMS, Jason	1993-94-95-96
WILLIAMS, J.Q.	1921
WILSON, Brad	1993-94-95-96
WILSON, Brian	2001-02
WINDERS, Brian	1993-94-95
WINSTON, Roy	1961
WISE, J.T.	2006-07
WITTEN, Jeremy	1997-98-99-2000
WOFFORD, Brody	2016
WOMACK,	1903
WOMACK,	1917
WOMBLE,	1898-99
WOODRUFF, Marvin	1976
WOODWARD, Robert	1971-73
WRIGHT, Larry D.	1975-76-77-78
WRIGHT, Ray	2000-01

Y

YARNALL, Eddie	1994-95-96
YERGER, M.	1959
YOCOM, Casey	2012-13
YUMAN, Shane	1999-00-01
YOUNG,	1902
YOUNG, E.B.	1893
YOUNG, T.W.	1898
YURTIN, Jeff	1985-86

Z

ZARDON, Danny	2014-15
ZEIGLER, Randy	2009
ZERINGUE, Jon	2002-03-04
ZIMMERMAN, Joe	1986-87
ZIMMERMAN,	1913
ZINN, Jimmy	1947
ZINSER, P.	1954-55
ZINSMAN, Zeph	2001
ZWEIG, Ivan	1995

Year-by-Year W-L Records

RECORDS

/---OVERALL---/				/-----SEC-----/				SEC	COACH
SEASON	W	L	T	W	L	T	PCT.	FINISH	COACH
1893	1	0	0				1.000		E.B. Young
1894	(No Games)								
1895	0	3	1				.125		No Coach
1896	(No Games)								
1897	3	3	0				.500		E.A. Scott
1898	2	3	0				.400		A.W. Jeardeau
1899	5	5	1				.500		C.V. Cusachs
1900	2	3	2				.417		L.P. Piper
1901	6	3	0				.667		L.P. Piper
1902	6	6	1				.500		W.S. Borland
1903	4	5	0				.444		W.S. Borland
1904	(No Games)								
1905	4	6	0				.400		D.A. Killian
1906	10	3	0				.769		D.A. Killian
1907	11	7	0				.611		J. Phillips
1908	9	12	1				.432		E.R. Wingard
1909	7	10	0				.411		E.R. Wingard
1910	7	9	0				.438		J.W. Mayhew
1911	8	7	0				.533		J.W. Mayhew
1912	8	6	0				.571		Bob Pender
1913	7	11	0				.389		Bob Pender
1914	4	10	0				.333		Doc Stroud
1915	10	9	1				.525		Doc Stroud
1916	15	8	0				.652		Doc Stroud
1917	7	4	2				.636		Doc Stroud
1918	8	4	0				.667		Doc Stroud
1919	12	4	0				.750		Doc Stroud
1920	10	8	1				.553		Doc Stroud
1921	9	11	1				.452		Doc Stroud
1922	7	6	0				.538		Branch Bocock
1923	8	9	2				.471		Branch Bocock
1924	4	9	0				.308		Moon Ducote
1925	5	9	2				.357		M.J. Donahue
1926	10	6	1				.618		M.J. Donahue
1927	8	6	0				.571		Harry Rabenhorst
1928	7	11	0				.389		Harry Rabenhorst
1929	3	6	0				.333		Harry Rabenhorst
1930	6	8	0				.429		Harry Rabenhorst
1931	3	6	1				.350		Harry Rabenhorst
1932	4	7	1				.375		Harry Rabenhorst
1933	2	8	0	0	4	0	.000	7th	Harry Rabenhorst
1934	6	8	1	3	6	0	.333	7th	Harry Rabenhorst
1935	8	7	0	5	6	0	.400	6th	Harry Rabenhorst
1936	15	4	0	7	4	0	.636	2nd	Harry Rabenhorst
1937	12	14	0	5	10	0	.333	7th	Harry Rabenhorst
1938	7	8	1	3	6	1	.333	8th	Harry Rabenhorst
1939	22	6	0	10	2	0	.883	1st	Harry Rabenhorst
1940	16	5	0	10	4	0	.741	3rd	Harry Rabenhorst
1941	10	13	0	5	9	0	.357	9th	Harry Rabenhorst
1942	9	9	0	7	5	0	.583	4th	Harry Rabenhorst
1943	13	8	0	11	3	0	.786	1st	A.L. Swanson
1944	4	8	0	(No Games)					A.L. Swanson
1945	11	7	0	(No Games)					A.L. Swanson
1946	12	5	0	11	3	0	.786	1st	Harry Rabenhorst
1947	10	9	1	4	7	0	.364	10th	Harry Rabenhorst
1948	7	14	1	4	10	0	.286	9th	Harry Rabenhorst
1949	6	11	0	5	9	0	.357	9th	Harry Rabenhorst
1950	5	9	1	2	7	1	.250	11th	Harry Rabenhorst
1951	10	6	0	6	6	0	.500	5th	Harry Rabenhorst
1952	9	11	0	7	9	0	.438	7th	Harry Rabenhorst
1953	8	10	0	7	8	0	.476	7th	Harry Rabenhorst
1954	8	11	0	5	10	0	.333	10th	Harry Rabenhorst
1955	6	17	0	4	11	0	.267	10th	Harry Rabenhorst
1956	9	11	0	7	9	0	.438	7th	Harry Rabenhorst
1957	8	11	0	6	8	0	.428	8th	Ray Didier
1958	14	11	0	9	6	0	.650	4th	Ray Didier
1959	16	17	0	7	9	0	.469	3rd	Ray Didier

/---OVERALL---/				/-----SEC-----/				SEC	COACH
SEASON	W	L	T	W	L	T	PCT.	FINISH	COACH
1960	15	14	0	6	9	0	.400	4th	Ray Didier
1961	20	5	0	11	4*	0	.733	1st	Ray Didier
1962	15	11	1	8	7	1	.533	2nd	Ray Didier
1963	16	10	0	9	7	0	.563	2nd	Ray Didier
1964	11	11	1	5	7	0	.417	4th	Jim Waldrop
1965	6	13	0	4	11	0	.267	5th	Jim Waldrop
1966	9	14	0	3	12	0	.250	5th	Jim Smith
1967	17	13	0	9	8**	0	.529	1st	Jim Smith
1968	20	14	0	10	8***	0	.556	1st	Jim Smith
1969	11	24	0	4	13	0	.235	4th	Jim Smith
1970	16	19	0	5	11	0	.313	3rd	Jim Smith
1971	20	16	0	10	8	0	.556	2nd	Jim Smith
1972	21	21	0	5	11	0	.389	2nd	Jim Smith
1973	18	13	0	6	7	0	.462	2nd	Jim Smith
1974	18	17	0	7	10	0	.412	4th	Jim Smith
1975	40	16	0	19	3@	0	.864	1st	Jim Smith
1976	19	23	0	11	12	0	.478	3rd	Jim Smith
1977	17	27	0	3	15	0	.211	5th	Jim Smith
1978	12	34	0	6	18	0	.333	5th	Jim Smith
1979	34	20	0	13	7	0	.650	2nd	Jack Lamabe
1980	23	19	0	8	9	0	.471	4th	Jack Lamabe
1981	23	30	0	7	14	0	.333	4th	Jack Lamabe
1982	26	25	0	9	13	0	.409	4th	Jack Lamabe
1983	28	21	0	9	12	0	.429	4th	Jack Lamabe
1984	32	23	0	12	12	0	.500	3rd	Skip Bertman
1985	41	18	0	17	7	0	.708	1st	Skip Bertman
1986	55	14	0	22	5	0	.815	1st	Skip Bertman
1987	49	19	0	12	10	0	.545	5th	Skip Bertman
1988	39	21	0	16	11	0	.593	5th	Skip Bertman
1989	55	17	0	18	9	0	.666	2nd	Skip Bertman
1990	54	19	0	20	7	0	.741	1st	Skip Bertman
1991	55	18	0	19	7	0	.731	1st	Skip Bertman
1992	50	16	0	18	6	0	.750	1st	Skip Bertman
1993	53	17	1	18	8	1	.685	1st	Skip Bertman
1994	46	20	0	21	6	0	.777	2nd	Skip Bertman
1995	47	18	0	17	12	0	.586	5th	Skip Bertman
1996	52	15	0	20	10	0	.667	1st	Skip Bertman
1997	57	13	0	22	7	0	.759	1st	Skip Bertman
1998	48	19	0	21	9	0	.700	2nd	Skip Bertman
1999	41	24	1	18	11	1	.617	3rd	Skip Bertman
2000	52	17	0	19	10	0	.655	2nd	Skip Bertman
2001	44	22	1	18	12	0	.600	2nd	Skip Bertman
2002	44	22	0	19	10	0	.655	4th	Smoke Laval
2003	45	22	1	20	9	1	.683	1st	Smoke Laval
2004	46	19	0	18	12	0	.600	3rd	Smoke Laval
2005	40	22	0	18	12	0	.600	3rd	Smoke Laval
2006	35	24	0	13	17	0	.433	8th	Smoke Laval
2007	29	26	1	12	17	1	.417	10th	Paul Mainieri
2008	49	19	1	18	11	1	.617	2nd	Paul Mainieri
2009	56	17	0	20	10	0	.667	1st	Paul Mainieri
2010	41	22	0	14	16	0	.467	8th	Paul Mainieri
2011	36	20	0	13	17	0	.433	9th	Paul Mainieri
2012	47	18	0	19	11	0	.633	1st	Paul Mainieri
2013	57	11	0	23	7	0	.767	2nd	Paul Mainieri
2014	46	16	1	17	11	1	.607	3rd	Paul Mainieri
2015	54	12	0	21	8	0	.724	1st	Paul Mainieri
2016	45	21	0	19	11	0	.633	5th	Paul Mainieri
TOTALS	# 2498	1552	31	.616	# 932	745	9	.555	

* - won two-game playoff over Auburn to claim 1961 SEC title
 ** - lost to Ole Miss 6-2 in single-game playoff for 1967 SEC Western Division title
 *** - lost to Alabama 6-4 in single-game playoff for 1968 SEC Western Division title
 @ - won two-game playoff over Georgia to claim 1975 SEC title
 Note: SEC Western Division finishes are listed from 1959-1985.

All-Time Coaching Records



Harry Rabenhorst
1927-42; 1946-56



Ray Didier
1957-63



Jim Smith
1966-78



Jack Lamabe
1979-83



Skip Bertman
1984-2001



Smoke Laval
2002-2006



Paul Mainieri
2007-Present

YEARS	COACH	SEASONS	GAMES	WON	LOST	TIED	PCT.
1893	E.B. Young	1	1	1	0	0	1.000
1895	No Coach	1	4	0	3	1	.125
1897	E.A. Scott	1	6	3	3	0	.500
1898	A.W. Jeardeau	1	5	2	3	0	.400
1899	C.V. Cusachs	1	11	5	5	1	.500
1900-01	L.P. Piper	2	15	8	6	1	.567
1902-03	W.S. Borland	2	22	10	11	1	.477
1905-06	D.A. Killian	2	23	14	9	0	.609
1907	J. Phillips	1	18	11	7	0	.611
1908-09	E.R. Wingard	2	39	16	22	1	.423
1910-11	J.W. Mayhew	2	31	15	16	0	.484
1912-13	Bob Pender	2	32	15	17	0	.469
1914-21	Doc Stroud	8	138	75	58	5	.562
1922-23	Branch Bockock	2	32	15	15	2	.500
1924	Moon Ducote	1	13	4	9	0	.308
1925-26	Mike Donahue	2	33	15	15	3	.500
1927-42/46-56	Harry Rabenhorst	27	475	228	240	7	.487
1943-45	A.L. Swanson	3	51	28	23	0	.549
1957-63	Ray Didier	7	184	104	79	1	.568
1964-65	Jim Waldrop	2	42	17	24	1	.417
1966-78	Jim Smith	13	489	238	251	0	.487
1979-83	Jack Lamabe	5	249	134	115	0	.538
1984-2001	Skip Bertman	18	1,203	870	330	3	.724
2002-2006	Smoke Laval	5	320	210	109	1	.658
2007-present	Paul Mainieri	10	645	460	182	3	.716
TOTALS	25 COACHES	121	4,081	2,498	1,552	31	.616

TEAM	FIRST GAME	LAST GAME	TOTAL GAMES	W-L-T	PCT.
Air Force	2012	2012	3	3-0-0	1.000
Alabama	1906	2016	366	167-196-3	.460
Alabama-Birmingham	1982	2005	7	5-2-0	.714
Alcorn State	2010	2015	7	7-0-0	1.000
Appalachian State	2012	2012	3	1-2-0	.333
Army	1980	2004	2	2-0-0	1.000
Arkansas	1960	2016	97	67-30-0	.691
Arkansas-Little Rock	2005	2005	3	3-0-0	1.000
Arkansas State	1993	1994	6	5-1-0	.833
Arizona State	2000	2005	8	6-1-1	.813
Auburn	1907	2016	171	99-72-0	.579
Austin Peay	1996	1996	1	1-0-0	1.000
Ball State	2016	2016	3	2-1-0	.667
Baylor	1916	2015	12	9-3-0	.750
Bellarmine	1981	1981	1	1-0-0	1.000
Binghamton	2010	2010	1	1-0-0	1.000
Birmingham-Southern	2002	2002	3	3-0-0	1.000
Boston College	2015	2015	3	3-0-0	1.000
Brown	2010	2013	4	4-0-0	1.000
Bucknell	1908	1908	3	2-1-0	.667
BYU	2013	2013	2	1-1-0	.500
Cal State Fullerton	1987	2015	11	7-4-0	.636
Canisius	1980	1985	2	2-0-0	1.000
Centenary	1895	2010	42	33-8-1	.798
Central Florida	1985	2009	20	16-4-0	.800
Central Michigan	1995	1995	2	2-0-0	1.000
Chamberlain Hunt	1901	1908	5	5-0-0	1.000
Chicago White Sox	1925	1925	1	0-1-0	.000
Cincinnati	2016	2016	3	3-0-0	1.000
The Citadel	1990	1990	2	2-0-0	1.000
Cleveland State	1983	1983	1	1-0-0	1.000
Clinton Military Academy	1897	1897	3	1-2-0	.333
Coast Guard	1972	1973	3	3-0-0	1.000
Coastal Carolina	2016	2016	2	0-2-0	.000
Colgate	1975	1975	4	4-0-0	1.000
College of Charleston	2004	2004	1	1-0-0	1.000
Connecticut A&M	1908	1908	1	0-1-0	.000
Cornell	1981	1981	1	1-0-0	1.000
Cumberland	1903	1903	2	1-1-0	.500
Dartmouth	2012	2012	3	3-0-0	1.000
Dayton	1996	1996	2	1-1-0	.500
Delta State	1966	1966	2	1-1-0	.500
DePaul	1931	1961	2	2-0-0	1.000
Drake	1974	1974	5	4-1-0	.800
Duke	1997	1997	1	1-0-0	1.000
Duquesne	1996	2008	8	8-0-0	1.000
East Carolina	1999	1999	3	2-1-0	.667
Evansville	1990	1990	1	1-0-0	1.000
Florida	1971	2016	106	60-45-1	.571
Florida Southern	1955	1955	2	1-1-0	.500
Florida State	1955	2000	16	7-9-0	.438
Fordham	2016	2016	3	3-0-0	1.000
Fresno State	1991	1994	2	2-0-0	1.000
George Washington	1989	1992	3	2-1-0	.667
Georgia	1975	2015	89	64-22-3	.736
Georgia Southern	1992	1992	1	1-0-0	1.000
Georgia Tech	1990	1996	3	3-0-0	1.000
Gettysburg	1908	1908	1	0-1-0	.000
Grambling State	2009	2016	6	6-0-0	1.000
Harvard	2009	2009	2	2-0-0	1.000
Hattiesburg Normal	1921	1921	1	0-1-0	.000
Holy Cross	2011	2011	3	3-0-0	1.000
Houston	1975	2015	45	20-25-0	.444
Illinois	1915	2009	22	11-9-2	.545
Illinois-Chicago	1981	1982	6	6-0-0	1.000
Illinois State	1966	1980	13	8-5-0	.615
Illinois Wesleyan	1947	1974	5	3-2-0	.600
Indiana	1926	2008	5	3-1-1	.700
Indiana State	1993	1993	2	2-0-0	1.000
Iowa	1925	1947	7	2-3-2	.429
Jackson State	1985	2013	5	5-0-0	1.000
Jacksonville	1981	1981	3	1-2-0	.333
Jacksonville State	2004	2004	3	3-0-0	1.000
Jefferson College	1905	1921	18	15-2-1	.806
Jefferson Military Academy	1899	1909	22	11-10-1	.523
Kansas	1990	2015	12	7-5-0	.583
Kansas State	1967	2001	19	11-8-0	.579
Kent	1993	1993	1	0-1-0	.000
Kentucky	1975	2015	75	47-27-1	.633
Lafayette	1908	1908	1	0-1-0	1.000
Lamar	1984	2016	11	5-6-0	.455
Lehigh	2015	2015	1	1-0-0	1.000
Lipscomb	2007	2007	3	1-2-0	.333
Long Beach State	1989	2003	11	7-4-0	.636
Louisiana College	1914	2012	22	20-2-0	.909
Louisiana-Lafayette	1912	2016	78	54-24-0	.692
Louisiana-Monroe	1959	2012	47	39-8-0	.830
Louisiana Normal	1926	1928	4	3-1-0	.750
Louisiana Tech	1902	2016	59	41-18-0	.695
Louisville	1979	1979	1	1-0-0	1.000
Loyola (New Orleans)	1915	2003	55	32-22-1	.591
Loyola-Marymount	1986	1986	1	0-1-0	.000
LSU-Shreveport	1998	1998	1	1-0-0	1.000
Luther College	1939	1939	1	1-0-0	1.000
Maine	1986	1995	7	6-1-0	.857
MacMurray	1965	1965	1	1-0-0	1.000
McNeese State	1983	2016	39	29-10-0	.744
Marion	1907	1907	3	1-2-0	.333
Marist	2005	2005	1	1-0-0	1.000
Maryland	2013	2013	3	3-0-0	1.000
Memphis	1964	1975	11	9-2-0	.818
Mercer	1988	2002	9	9-0-0	1.000
Miami (Fla.)	1975	2004	14	5-9-0	.357
Michigan	1993	2012	5	5-0-0	1.000

GAME	FIRST GAMES	LAST W-L-T	TOTATEAM PCT.	GAME	
Michigan State	1975	2008	4	3-1-0	.750
Middle Tennessee State	1980	1980	1	0-1-0	.000
Millsaps	1915	1920	5	5-0-0	1.000
Minnesota	1931	2009	18	15-3-0	.833
Mississippi	1906	2016	320	173-147-0	.541
Mississippi College	1901	1937	38	20-17-1	.526
Mississippi State	1905	2016	383	179-203-1	.469
Mississippi Valley State	2007	2011	4	4-0-0	1.000
Missouri	1986	2016	11	11-0-0	1.000
Murray State	1975	1975	1	1-0-0	1.000
Navy	1978	1983	12	9-3-0	.750
Nebraska	2015	2015	1	1-0-0	1.000
New Mexico	1993	1993	3	3-0-0	1.000
New Orleans	1976	2016	93	59-34-0	.634
Nevada-Las Vegas	1989	1996	9	8-1-0	.889
Nicholls State	1968	2016	75	53-22-0	.707
North Carolina	1990	2013	5	2-3-0	.400
North Carolina-Greensboro	1997	1997	1	1-0-0	1.000
North Carolina State	1997	1997	1	1-0-0	1.000
North Carolina-Wilmington	2003	2015	3	3-0-0	1.000
North Florida	2006	2006	3	2-1-0	.667
North Texas	1985	1985	3	3-0-0	1.000
Northeastern	2003	2003	1	1-0-0	1.000
Northern Illinois	1939	1970	17	12-5-0	.706
Northwestern	1937	1976	10	6-3-1	.600
Northwestern State	1937	2016	67	56-11-0	.836
Notre Dame	1928	2016	7	4-3-0	.571
Ohio	1999	1999	3	3-0-0	1.000
Ohio State	1976	1992	3	1-2-0	.333
Oklahoma	1959	2013	12	8-4-0	.667
Oklahoma State	1973	1991	7	2-5-0	.286
Oral Roberts	1987	1989	3	3-0-0	1.000
Oregon State	2012	2012	2	2-0-0	1.000
Pennsylvania	1908	1908	1	0-1-0	.000
Pennsylvania Normal	1908	1908	1	1-0-0	1.000
Pensacola Naval Air	1942	1956	4	1-3-0	.250
Pepperdine	2010	2010	2	2-0-0	1.000
Princeton	1976	2015	9	7-2-0	.777
Providence	1992	1992	1	1-0-0	1.000
Purdue	1935	2014	7	7-0-0	1.000
Rice	1914	2016	28	16-12-0	.571
Rockhill College	1908	1908	1	1-0-0	1.000
Sacramento State	2016	2016	3	2-1-0	.667
Sacred Heart	2011	2014	3	3-0-0	1.000
Saint Charles College	1914	1917	4	4-0-0	1.000
Saint John's	1989	1989	2	2-0-0	1.000
Saint Louis	1982	1991	3	3-0-0	1.000
Saint Mary's	2007	2007	3	3-0-0	1.000
Saint Stanislaus	1920	1923	3	2-0-1	.700
Saint Vincent Academy	1900	1900	1	0-1-0	.000
Sam Houston State	2013	2013	1	1-0-0	1.000
South Alabama	1971	2014	39	15-24-0	.385
South Carolina	1992	2015	60	34-25-1	.575
South Florida	1995	1995	3	1-2-0	.333
Southern Methodist	1967	1967	2	2-0-0	1.000
Southeastern Louisiana	1937	2016	84	67-17-0	.798
Southern	1970	2016	53	51-2-0	.962
Southern California	1988	2000	10	7-3-0	.700
Southern Illinois	1952	1983	9	3-6-0	.333
Southern Mississippi	1970	2014	51	38-11-2	.765
Southwest Missouri St.	1984	1984	1	1-0-0	1.000
Southwestern (Texas)	1913	1913	3	2-1-0	.667
Southwestern (Tennessee)	1958	1958	1	1-0-0	1.000
Spring Hill	1920	1930	12	7-5-0	.583
Stanford	1987	2000	4	3-1-0	.750
Stephen F. Austin	1986	2015	11	11-0-0	1.000
Stetson	2006	2008	9	5-4-0	.555
Stony Brook	2012	2012	3	1-2-0	.333
Temple	2006	2006	3	3-0-0	1.000
Tennessee	1907	2016	78	56-22-0	.718
Tennessee Tech	2006	2006	3	3-0-0	1.000
Texas	1899	2009	32	10-21-1	.328
Texas A&M	1907	2016	40	19-20-1	.488
Texas-Arlington	1987	1987	2	2-0-0	1.000
Texas Christian	1967	2015	9	6-3-0	.667
Texas Southern	2008	2014	2	2-0-0	1.000
Texas State	2004	2004	3	3-0-0	1.000
Toledo	2014	2014	1	1-0-0	1.000
Tulane	1893	2016	311	180-128-3	.584
UC Irvine	2008	2010	5	3-2-0	.600
UCLA	1988	2013	5	3-2-0	.600
Utah Valley	2016	2016	1	1-0-0	1.000
Vanderbilt	1954	2016	99	57-41-0	.576
Villanova	2009	2009	3	3-0-0	1.000
Virginia	2000	2009	4	4-0-0	1.000
Virginia Commonwealth	1997	2001	6	5-1-0	.833
Virginia Tech	2014	2014	1	1-0-0	1.000
Wake Forest	2011	2011	3	3-0-0	1.000
Washington	2013	2013	3	3-0-0	1.000
West Florida	1982	1982	2	2-0-0	1.000
West Maryland	1908	1908	1	1-0-0	1.000
Western Carolina	1993	1993	1	1-0-0	1.000
Western Illinois	2005	2005	1	1-0-0	1.000
Western Kentucky	1996	1996	3	3-0-0	1.000
Wheaton	1959	1959	1	1-0-0	1.000
Wichita State	1987	1996	10	6-4-0	.600
William & Mary	2010	2010	3	3-0-0	1.000
Winthrop	2003	2003	3	3-0-0	1.000
Wisconsin	1975	1981	10	8-2-0	.800
Yale	1908	2014	4	2-2-0	.500
Others	1895	1957	95	43-50-2	.

1893 (1-0) • Coach E.B. Young

Tulane W, 10-8

1894 • No Games**1895 (0-3-1) • No Coach**

Baton Rouge Reds L, 5-14

Centenary (Jackson) L, 4-5

Centenary (Jackson) T, 11-11

Tulane L, 11-12

1896 • No Games**1897 (3-3) • Coach E.A. Scott**

Baton Rouge W, 17-11

Clinton Mil. Academy W, 7-6

Centenary (Jackson) L, 16-17

at Clinton Mil. Acad. L, 4-6

Clinton Mil. Acad. L, 4-6

Tulane W, 31-8

1898 (2-3) • Coach A. W. Jeardeau

Centenary W, 17-13

Tulane L, 15-19

Centenary (Jackson) L, 4-11

Centenary (Jackson) W, 28-9

at Tulane L, 8-13

1899 (5-5-1) • Coach C.V. Cusachs

St. Vincent Academy W, 10-0

Plaquemine Greys W, 15-4

Texas L, 6-8

at Plaquemine Greys W, 9-8

at Jefferson Mil. Acad. W, 12-1

at Jefferson Mil. Acad. W, 10-2

at Texas L, 0-3

at Texas L, 4-5

at Texas L, 1-4

Tulane T, 5-5

at Tulane L, 5-7

1900 (2-3-1) • Coach L.P. Piper

at Jefferson Mil. Acad. T, 12-12

at Jefferson Mil. Acad. L, 2-11

at Tulane W, 8-7

Tulane W, 9-5

Tulane L, 7-10

St. Vincent Academy L, 10-11

1901 (6-3) • Coach L.P. Piper

Miss. College (Clinton) L, 6-8

at Jefferson Mil. Acad. L, 1-14

Chamberlain Hunt W, 17-0

Texas W, 2-1

Texas L, 1-6

Jefferson Mil. Acad. W, 7-6

Jefferson Mil. Acad. W, 9-0

LSU Alumni W, 8-4

1902 (6-6-1) • Coach W.S. Borland

Chamberlain Hunt W, 7-2

Chamberlain Hunt W, 11-2

at Texas L, 1-20

Texas (S) L, 2-5

Texas (S) T, 1-1

Texas L, 2-5

Louisiana Tech W, 5-0

Louisiana Tech W, 24-0

Baton Rouge L, 1-5

Plaquemine Greys W, 7-3

N.O. YMCA W, 21-0

Jefferson Mil. Acad. L, 2-3

Jefferson Mil. Acad. L, 9-10

1903 (4-5) • Coach W.S. Borland

St. Louis L, 1-6

at Jefferson Mil. Acad. W, 16-13

at Jefferson Mil. Acad. W, 6-3

Jefferson Mil. Acad. W, 11-5

Jefferson Mil. Acad. L, 2-6

Texas L, 7-8

Cumberland L, 2-6

Cumberland W, 14-9

at Donaldsonville L, 1-9

1904 • No Games**1905 (4-6) • Coach D.A. Killian**

Baton Rouge L, 0-14

Baton Rouge L, 6-7

Baton Rouge L, 4-7

Jefferson Mil. Acad. W, 5-2

Jefferson Mil. Acad. L, 3-5

at Tulane L, 4-5

at Tulane L, 1-15

Miss. College W, 12-8

Jefferson College W, 7-1

Tulane W, 16-5

1906 (10-3) • Coach D.A. Killian

Alabama W, 2-0

Alabama W, 1-0

Alabama W, 3-2

Tulane L, 0-4

Tulane W, 5-1

Texas L, 0-5

Texas W, 8-3

Texas W, 7-3

at Tulane W, 9-2

at Tulane L, 4-6

at Jefferson College W, 11-1

Mississippi W, 4-2

Mississippi W, 6-1

1907 (11-8) • Coach J. Phillips

Baton Rouge Reds L, 5-9

Auburn L, 0-4

Auburn L, 3-5

Auburn W, 4-3

at Mississippi L, 0-5

at Mississippi W, 2-0

at Miss. State W, 3-1

at Miss. State W, 5-2

at Miss. State L, 4-7

at Miss. State W, 8-2

at Alabama W, 3-1

at Alabama W, 8-6

at Marion L, 0-3

at Marion L, 2-3

at Marion W, 4-0

Texas A&M W, 3-2

Tennessee W, 2-0

Tennessee W, 12-11

1908 (9-12-1) • Coach E.R. Wingard

Chamberlain Hunt W, 7-2

Chamberlain Hunt W, 5-2

at Jefferson Mil. Acad. L, 2-3

at Jefferson Mil. Acad. W, 13-2

at Jefferson Mil. Acad. L, 3-7

O'Harrigans T, 4-4

at Miss. State L, 1-2

at Miss. State L, 0-4

at Miss. State L, 4-7

at Alabama W, 3-1

at Alabama L, 1-4

at Rockhill College W, 3-2

at W. Maryland College W, 7-2

at Gettysburg L, 1-5

at Bucknell L, 1-2

at Yale L, 1-7

at Connecticut A&M L, 4-5

at Lafayette L, 0-1

at Penn L, 2-7

at Bucknell W, 3-2

at Renov W, 4-3

at Penn Normal W, 10-0

1909 (7-10) • Coach E.R. Wingard

Miss. State W, 7-4

Miss. State L, 7-10

Miss. State W, 7-3

Miss. State W, 3-0

Miss. State L, 1-4

Miss. State L, 0-1

at Jefferson Mil. Acad. L, 1-5

at Jefferson Mil. Acad. W, 2-1

at Jefferson Mil. Acad. L, 5-6

at Mississippi L, 1-7

at Mississippi Loss

at Mississippi W, 5-3

at Miss. College L, 1-4

at Miss. College L, 0-3

at Miss. College L, 2-3

Nashville U. W, 9-3

Nashville U. W, 2-0

1910 (7-9) • Coach J.W. Mayhew

Miss. College W, 5-2

Miss. College L, 3-7

Miss. College L, 2-5

at Mississippi W, 2-1

at Mississippi L, 5-8

at Mississippi W, 3-1

at Union L, 1-2

at Union W, 3-0

at Centenary W, 16-4

at Centenary W, 5-0

at Centenary L, 2-13

at Louisiana Tech L, 0-1

at Louisiana Tech L, 0-2

at Louisiana Tech W, 5-2

Texas A&M L, 0-2

Texas A&M L, 1-6

1911 (8-7) • Coach J.W. Mayhew

Tulane W, 3-2

Tulane L, 5-6

Miss. College L, 3-8

Miss. College W, 8-2

Miss. College W, 5-3

Mississippi W, 5-4

Mississippi W, 11-6

Mississippi W, 4-2

at Tulane L, 3-5

at Tulane L, 2-3

Miss. College L, 0-3

Miss. College W, 4-0

at Miss. State L, 0-1

at Miss. State W, 2-1

at Miss. State L, 0-5

1912 (8-6) • Coach Bob Pender

SW Louisiana W, 8-4

SW Louisiana W, 19-2

Miss. College L, 4-6

Miss. College W, 11-1

Cleveland (NL) L, 0-13

at Tulane L, 1-5

at Tulane W, 6-3

at Miss. College W, 5-4

at Miss. State L, 1-5

at Miss. State L, 5-6

at Miss. State L, 3-5

at Miss. State L, 0-2

Tulane W, 5-3

Tulane W, 9-6

U.S.S. Nebraska W, 2-1

1913 (7-11) • Coach Bob Pender

Jefferson College W, 7-1

Detroit (AL) L, 0-17

Detroit (AL) L, 5-13

SW Louisiana W, 4-3

SW Louisiana W, 8-4

Tulane W, 4-2

Tulane W, 12-2

at Texas L, 6-13

at Texas L, 3-10

at Southwestern (Texas) W, 9-3

at Southwestern (Texas) L, 1-10

at Texas A&M L, 9-11

Miss. State L, 2-10

Miss. State L, 4-7

Miss. State L, 7-1

at Tulane L, 0-2

Tulane L, 3-4

Southwestern (Texas) W, 8-6

1914 (4-10) • Coach Doc Stroud

SW Louisiana W, 6-5

Mississippi L, 1-3

Mississippi Loss

La. College W, 18-2

Tulane L, 0-3

Tulane L, 5-13

at Natalbany Reds L, 2-7

at Rice L, 3-5

at Rice L, 6-9

at Texas L, 2-4

at Texas L, 0-5

at SW Louisiana L, 0-10

at St. Charles College W, 5-1

Tulane W, 5-4

1915 (10-9-1) • Coach Doc Stroud

Detroit (AL) L, 3-9

Loyola W, 10-2

Loyola W, 12-1

Jefferson College W, 7-6

Jefferson College T, 3-3

SW Louisiana W, 7-1

SW Louisiana L, 4-9

Donaldsonville W, 8-3

at Millsaps W, 6-5

Tulane W, 6-5

Tulane W, 19-1

at Mississippi L, 1-3

at Mississippi W, 3-2

at Miss. State L, 1-2

at Miss. State L, 1-4

at Alabama L, 4-10

at Alabama L, 2-9

at Miss. College W, 6-4

at Tulane L, 1-2

at Tulane L, 0-7

1916 (15-8) • Coach Doc Stroud

Jefferson College L, 1-2

Jefferson College W, 7-4

Millsaps W, 18-2

Miss. College W, 3-2

Miss. College W, 13-2

New York (NL)	L, 1-4
Illinois	W, 1-0
Illinois	W, 4-3
at SW Louisiana	W, 1-0
at St. Charles College	W, 14-4
at Rice	W, 3-0
at Rice	W, 1-0
at Texas A&M	L, 0-1
at Texas A&M	L, 3-6
at Baylor	W, 4-1
at Baylor	L, 8-11
Alabama	L, 8-9
Alabama	L, 2-3
Tulane	W, 2-0
Tulane	W, 14-8
Tulane	W, 16-1
Tulane	L, 2-6
Bogalusa (Pro)	W, 6-2

1917 (7-4-2) • Coach Doc Stroud

at Jefferson College	L, 1-2
St. Charles College	W, 6-0
St. Charles College	W, 5-2
Texas A&M	T, 3-3
at Texas A&M	L, 3-6
at Jefferson College	W, 7-1
Jefferson College	W, 4-3
Illinois	W, 1-0
Illinois	W, 3-1
at Miss. State	T, 0-0
at Miss. State	L, 2-5
at Alabama	L, 2-12
at Alabama	W, 13-2

1918 (8-4) • Coach Doc Stroud

Jefferson College	W, 5-0
at Jefferson College	W, 7-0
at Jefferson College	W, 15-8
U.S.N.R. (N.O.)	L, 1-4
Miss. State	L, 1-2
Miss. State	W, 11-5
at Alabama	L, 0-2
at Alabama	W, 5-2
at Miss. State	W, 1-0
at Miss. State	W, 1-0
at Alabama	L, 2-4
at Alabama	W, 1-0

1919 (12-4) • Coach Doc Stroud

Jefferson College	W, 2-1
Jefferson College	W, 9-0
La. College	W, 9-0
La. College	W, 8-0
K. of C. (B.R.)	W, 8-1
SW Louisiana	W, 10-3
SW Louisiana	W, 12-0
Miss. College	W, 17-0
Miss. College	W, 8-2
Stanocolas (B.R.)	W, 7-3
at Tulane	L, 1-5
at Miss. College	W, 9-5
at Miss. State	L, 0-5
at Alabama	L, 1-2
at Alabama	L, 0-9
Tulane	W, 7-1

1920 (10-8-1) • Coach Doc Stroud

U.S. Marine (3rd Div.)	L, 1-8
Jefferson College	W, 5-2
Jefferson College	L, 2-5
at Millsaps	W, 9-0
at Mississippi	L, 0-2
at Mississippi	L, 4-5

Spring Hill	W, 4-1
Spring Hill	W, 5-0
Millsaps	W, 5-1
Millsaps	W, 3-2
Alabama	L, 1-6
Alabama	L, 4-5
at Miss. State	W, 4-2
at Meridian (CSL)	W, 11-4
at Alabama	L, 0-4
at Alabama	L, 1-4
La. Tech	W, 4-3
La. Tech	W, 4-0
Stanocolas (BR)	T, 2-2

1921 (9-11-1) • Coach Doc Stroud

Jefferson College	W, 10-4
Jefferson College	W, 10-1
Spring Hill	L, 15-16
Indianapolis (Pro)	L, 0-10
Mississippi	W, 5-4
Mississippi	L, 3-4
Miss. State	L, 0-1
Miss. State	L, 0-6
Miss. College	W, 4-1
Miss. College	W, 5-2
Hattiesburg Normal	L, 2-3
Alabama	L, 0-4
Alabama	W, 5-4
Miss. College	T, 3-3
Miss. College	W, 4-2
Miss. College	L, 0-1
Miss. College	L, 0-2
Spring Hill	W, 11-0
Spring Hill	L, 1-3
Stanocolas (B.R.)	W, 12-1
Stanocolas (B.R.)	L, 3-8

1922 (7-6) • Coach Branch Bocock

Miss. College	L, 1-7
Miss. State	L, 5-9
Miss. State	W, 5-4
New Orleans (S.L.)	L, 0-15
at Loyola N.O.	W, 12-5
at Loyola N.O.	L, 1-4
Mississippi	W, 8-3
Mississippi	W, 4-1
Texas	L, 3-5
Texas	W, 9-8
at Miss. College	W, 4-1
at Miss. College	L, 3-4
at Alabama	W, 8-6

1923 (8-9-2) • Coach Branch Bocock

Mississippi	L, 1-2
Mississippi	W, 3-2
at Miss. College	W, 4-3
at Miss. College	L, 3-8
at Miss. State	L, 2-8
at Miss. State	L, 1-2
Illinois	L, 3-13
Illinois	T, 6-6
Spring Hill	W, 4-1
Alabama	L, 6-9
Alabama	L, 4-5
at Tulane	W, 4-2
at Tulane	L, 3-6
at Spring Hill	L, 0-6
at Spring Hill	W, 12-6
at St. Stanislaus	W, 5-2
at St. Stanislaus	W, 13-7
Tulane	W, 6-5
Tulane	T, 6-6

1924 (4-9) • Coach Moon Ducote

at SW Louisiana	W, 11-1
at SW Louisiana	W, 9-4
Miss. State	L, 5-14
Spring Hill	W, 5-3
Spring Hill	L, 3-13
Illinois	L, 4-8
Illinois	L, 5-6
Miss. College	L, 2-3
Miss. College	L, 4-6
Tulane	L, 3-7
Tulane	W, 4-3
at Tulane	L, 4-8
at Tulane	L, 1-2

1925 (5-9-2) • Coach Mike Donahue

Stanocolas	W, 5-2
SW Louisiana	L, 4-9
Stanocolas	W, 7-2
Stanocolas	T, 9-9
Chicago (AL)	L, 7-17
Iowa	L, 3-4
Iowa	T, 4-4
at Tulane	L, 5-6
at Tulane	L, 6-7
Tulane	W, 7-4
Tulane	W, 14-7
at Miss. State	L, 4-10
at Miss. State	L, 6-17
at La. Tech	L, 3-6
at La. Tech	W, 27-6
at La. Tech	L, 2-7

1926 (10-6-1) • Coach Mike Donahue

B.R. YMCA	W, 6-0
Miss. State	L, 4-12
Indiana	W, 17-11
Indiana	T, 3-3
at SW Louisiana	W, 9-2
at Miss. State	L, 3-1
at Miss. State	W, 9-7
at Mississippi	L, 2-5
at Mississippi	L, 2-5
Tulane	W, 2-0
at Tulane	L, 2-4
at Tulane	W, 4-2
at La. Normal	W, 3-2
at La. Normal	W, 6-3
La. Tech	W, 9-3
La. Tech	L, 1-4
La. Tech	W, 1-0

1927 (8-6) • Coach Harry Rabenhorst

SW Louisiana	W, 6-0
SW Louisiana	W, 3-2
at La. Tech	W, 7-2
at Centenary	L, 2-6
at Centenary	L, 3-5
at Loyola N.O.	W, 11-4
at Loyola N.O.	L, 7-9
Loyola N.O.	W, 5-0
Loyola N.O.	W, 11-5
Alabama	L, 1-6
Alabama	L, 1-2
Stanocolas	L, 5-6
Tulane	W, 7-1
Tulane	W, 4-0

1928 (7-11) • Coach Harry Rabenhorst

Stanocolas	L, 2-3
Stanocolas	W, 6-4
Iowa	L, 1-13

Iowa	L, 0-3
Notre Dame	L, 3-5
at Tulane	L, 4-7
at Alabama	W, 1-0
at Alabama	L, 3-7
Miss. State	W, 1-0
Miss. State	L, 0-12
at Loyola N.O.	W, 12-4
at Loyola N.O.	W, 9-8
Tulane	W, 7-6
Tulane	L, 3-6
La. Normal	W, 13-0
La. Normal	L, 2-10
Louisiana Tech	L, 13-14
Louisiana Tech	L, 3-7

1929 (3-6) • Coach Harry Rabenhorst

Illinois	L, 4-7
Illinois	W, 9-6
Alabama	L, 2-9
Alabama	L, 0-1
Mississippi	L, 0-7
at Tulane	W, 8-6
at Tulane	L, 0-3
Tulane	L, 6-7
Tulane	W, 5-4

1930 (6-8) • Coach Harry Rabenhorst

Miss. S.C.	W, 6-5
Baton Rouge (CSL)	Loss
at Miss. State	L, 4-8
at Miss. State	L, 4-8
at Alabama	L, 3-18
at Alabama	L, 0-5
at Mississippi	Loss
at Mississippi	Loss
Spring Hill	L, 5-6
Spring Hill	W, 5-4
at Tulane	W, 8-4
at Tulane	W, 12-4
Tulane	W, 12-4
Tulane	W, 10-1

1931 (3-6-1) • Coach Harry Rabenhorst

Minnesota	W, 6-4
Alabama	L, 1-7
Alabama	T, 18-18
Miss. State	W, 7-3
Miss. State	L, 2-8
at Miss. State	W, 2-1
at Alabama	L, 3-13
Baton Rouge (CSL)	L, 6-9
Mississippi	L, 3-5
Mississippi	L, 5-7

1932 (4-7-1) • Coach Harry Rabenhorst

Miss. State	W, 7-6
Miss. State	L, 6-8
at Alabama	L, 0-7
at Alabama	L, 5-28
at Miss. State	L, 0-12
at Miss. State	L, 10-13
Alabama	L, 4-9
Alabama	T, 3-3
Baton Rouge (CSL)	Loss
Tulane	W, 7-1
Tulane	W, 6-2
Tulane	W, 11-10

1933 (3-7) • Coach Harry Rabenhorst

Miss. State	L, 0-3
Miss. State	L, 2-9
Louisiana Tech	L, 0-12



Louisiana Tech	W, 11-2
at Miss. State	L, 0-1
at Miss. State	L, 5-17
Baton Rouge (CSL)	L, 0-12
Baton Rouge (CSL)	W, 8-4
at Louisiana Tech	L, 8-9
at Louisiana Tech	L, 2-4

1934 (6-8-1) • Coach Harry Rabenhorst

Longview	L, 3-4
Alabama	L, 1-13
Alabama	L, 1-15
Miss. State	L, 2-11
Louisiana Tech	W, 6-0
Louisiana Tech	L, 3-4
Baton Rouge (CSL)	T, 2-2
at Miss. S.C.	W, 10-9
Miss. S.C.	L, 6-25
at Alabama	L, 7-10
at Alabama	L, 8-13
Mississippi	W, 10-6
Mississippi	W, 6-5
at Louisiana Tech	W, 5-0
at Louisiana Tech	W, 6-1

1935 (8-7) • Coach Harry Rabenhorst

Purdue	W, 4-3
Purdue	W, 11-1
Alabama	L, 0-10
Alabama	W, 3-2
at Opelousas (Pro)	L, 1-3
at Alabama	L, 0-6
at Alabama	L, 2-3
at Miss. State	L, 5-15
at Miss. State	L, 5-6
Miss. State	W, 5-2
Miss. State	L, 2-16
Mississippi	W, 1-0
Mississippi	W, 5-4
Louisiana Tech	W, 5-4
Louisiana Tech	W, 9-6

1936 (15-4) • Coach Harry Rabenhorst

Miss. College	W, 11-4
Miss. College	W, 6-5
Minnesota	W, 13-6
Minnesota	W, 12-1
Alabama	W, 6-3
Alabama	L, 5-11
Miss. State	W, 6-0
at Auburn	W, 6-4
at Auburn	W, 16-4
at Lanier H.S.	W, 23-2
at Alabama	L, 8-9
at Alabama	L, 8-10
at Miss. State	L, 3-4
at Miss. State	W, 3-2
at Louisiana Tech	W, 13-1
at Louisiana Tech	W, 6-1
at Monroe All-Stars	W, 8-0
Mississippi	W, 8-1
Mississippi	W, 28-7

1937 (12-14) • Coach Harry Rabenhorst

Southeastern La.	L, 1-10
Miss. College	W, 6-0
Miss. College	W, 7-0
Iowa	W, 5-4
Iowa	W, 6-4
Miss. State	L, 1-5
Miss. State	L, 4-10
Northwestern Ill.	L, 1-3
Northwestern Ill.	W, 6-5

Alabama	L, 2-15
Alabama	L, 3-13
at Miss. State	L, 4-5
at Miss. State	L, 2-13
at Alabama	L, 1-9
at Alabama	L, 0-15
Louisiana Tech	W, 6-1
Louisiana Tech	L, 5-9
Tulane	W, 17-13
Tulane	W, 10-5
at Mississippi	L, 0-16
Mississippi	W, 6-3
Mississippi	L, 5-11
at Tulane	W, 11-10
at Tulane	W, 7-6
at Louisiana Tech	L, 4-6
at Louisiana Tech	W, 4-2

1938 (7-8-1) • Coach Harry Rabenhorst

Minnesota	L, 5-6
Essos	L, 2-5
Alabama	L, 6-7
Northwestern Ill.	W, 7-6
Northwestern Ill.	W, 6-4
at Mississippi	T, 0-0
at Alabama	L, 4-5
at Alabama	L, 5-12
at Miss. State	L, 1-4
at Miss. State	W, 8-1
Louisiana Tech	W, 12-7
Louisiana Tech	W, 7-1
Mississippi	L, 3-4
Mississippi	W, 11-5
Tulane	L, 6-8
Tulane	W, 17-7

1939 (22-6) • Coach Harry Rabenhorst

SEC Champions	
NY Giant Yannigens	W, 20-2
Minnesota	W, 7-4
Minnesota	W, 6-3
Minnesota	W, 4-0
Minnesota	W, 6-0
at Abbeville	L, 2-18
Northwestern Ill.	W, 8-5
Northwestern Ill.	L, 2-6
Mississippi	L, 5-8
Mississippi	W, 8-0
Alabama	W, 9-2
Alabama	W, 4-3
N. Illinois Tech	W, 18-6
Miss. State	W, 8-3
Miss. State	W, 4-1
at Alabama	W, 8-7
at Alabama	L, 9-10
at Miss. State	W, 5-4
at Tulane	W, 11-3
at Tulane	W, 10-1
Tulane	W, 16-0
at Essos (Semi-pro)	W, 4-0
at Northwestern Ill.	W, 6-1
at Northwestern Ill.	W, 20-12
at Minnesota	L, 2-9
at Minnesota	L, 2-3
at Minnesota	W, 5-0
at Luther College	W, 4-3

1940 (16-5) • Coach Harry Rabenhorst

New Orleans (Pro)	W, 5-4
Northwestern Ill.	W, 10-1
Northwestern Ill.	W, 4-0
Minnesota	W, 7-4

Minnesota	W, 5-1
Illinois	L, 1-2
Illinois	W, 2-0
Alabama	L, 4-6
Alabama	L, 4-7
Miss. State	W, 7-0
Miss. State	W, 8-2
at Alabama	L, 4-7
at Miss. State	W, 21-5
at Mississippi	W, 6-3
at Mississippi	W, 4-1
Mississippi	W, 3-0
Mississippi	W, 4-0
Tulane	W, 17-1
Tulane	W, 10-1
at Tulane	L, 4-5
at Tulane	W, 9-1

1941 (10-13) • Coach Harry Rabenhorst

Minnesota	W, 2-1
Minnesota	W, 2-1
Nashville (Pro)	L, 1-5
Illinois	L, 2-7
Illinois	W, 6-5
Miss. State	L, 0-14
Miss. State	W, 10-2
Northwestern Ill.	W, 10-8
Iowa	W, 3-2
Iowa	L, 2-3
Alabama	W, 7-6
Alabama	W, 10-5
at Alabama	L, 2-3
at Alabama	L, 5-10
Miss. State	L, 1-4
Miss. State	L, 4-5
Tulane	W, 4-0
Tulane	L, 2-7
at Tulane	W, 2-1
at Tulane	L, 1-3
Ole Miss	L, 2-3
Ole Miss	L, 3-4
at Essos (Pro)	L, 3-4

1942 (9-9) • Coach Harry Rabenhorst

Nashville (Pro)	L, 3-4
at Essos (Pro)	L, 4-5
Nashville (Pro)	W, 11-3
at Pensacola Naval	L, 4-7
at Pensacola Naval	W, 9-6
Miss. State	L, 0-1
Miss. State	W, 3-2
at Essos (Pro)	L, 3-14
Alabama	L, 3-11
Alabama	L, 3-9
at Miss. State	W, 4-1
at Miss. State	L, 3-26
at Tulane	W, 5-4
at Tulane	L, 6-7
Tulane	W, 9-2
Tulane	W, 13-2
at Mississippi	W, 12-1
at Mississippi	W, 4-1

1943 (13-8) • Coach A.L. Swanson

SEC Champions	
at Camp Livingston	L, 1-4
at Camp Livingston	L, 8-10
at New Orleans Naval	L, 2-3
Miss. State	W, 6-3
Miss. State	W, 4-0
Mississippi	W, 4-1
Mississippi	W, 6-0

at Camp Shelby	W, 15-1
at Alabama	W, 2-1
at Alabama	L, 1-6
at Miss. State	W, 16-5
at Miss. State	L, 5-6
at Mississippi	W, 6-1
at Mississippi	W, 6-4
at Selman Field	W, 11-7
at Camp Livingston	L, 6-10
at Tulane	W, 7-3
at Tulane	W, 7-3
Tulane	W, 5-4
Tulane	L, 3-8
New Orleans Naval	L, 3-11

1944 (4-8) • Coach A.L. Swanson

at Camp Livingston	L, 4-5
at Camp Livingston	L, 1-10
Lake Charles Air Base	W, 4-2
at Selman Field	L, 1-4
at Selman Field	L, 3-10
SW Louisiana	L, 3-6
Hardin Field	L, 0-2
at Tulane	W, 5-3
at Tulane	L, 3-8
at SW Louisiana	W, 9-5
Tulane	W, 3-1
Tulane	L, 0-1

1945 (11-7) • Coach A.L. Swanson

Algiers Naval	W, 10-0
Alexandria Air Base	W, 2-1
Keesler Field	W, 8-4
Selman Field	W, 6-2
Tulane	W, 7-5
Tulane	L, 6-10
Tulane	W, 5-1
Tulane	W, 1-0
Alexandria Air Base	L, 2-6
Alabama	L, 5-11
Alabama	W, 16-9
Miss. State	W, 6-0
Miss. State	W, 14-0
Selman Field	L, 2-18
Camp Shelby	L, 5-6
Keesler Field	L, 3-7
BR All Stars	W, 2-0
BR All Stars	L, 3-7

1946 (12-5) • Coach Harry Rabenhorst

SEC Champions	
Trout-Goodpine	W, 3-2
Miss. State	W, 21-0
Miss. State	W, 19-1
Mississippi	L, 3-4
Mississippi	L, 5-6
Miss. State	W, 9-6
Miss. State	W, 12-1
Alabama	W, 4-3
Alabama	W, 13-2
Alabama	L, 2-5
Alabama	W, 7-2
Pensacola Naval	L, 2-3
Pensacola Naval	L, 0-7
Tulane	Win
Tulane	Win
Tulane	W, 7-4
Tulane	W, 4-2

1947 (10-9-1) • Coach Harry Rabenhorst

Southeastern La.	W, 16-5
Northwestern Ill.	L, 12-13

Louisiana Tech	W, 9-8
Louisiana Tech	W, 6-3
Iowa	T, 6-6
Iowa	L, 1-6
Miss. State	L, 5-9
Miss. State	W, 5-4
Illinois Wesleyan	W, 11-8
N. Ill. St. Teachers	W, 21-7
Alabama	L, 2-4
Miss. State	W, 13-3
Miss. State	L, 4-7
Alabama	L, 2-4
Alabama	W, 4-3
Keesler Field	W, 8-0
Tulane	W, 15-3
Tulane	L, 2-9
Tulane	L, 3-5
Tulane	L, 2-7

1948 (7-14-1) • Coach Harry Rabenhorst

Illinois	L, 0-7
Illinois	T, 3-3
Northwestern Ill.	L, 4-5
Keesler Field	W, 17-8
at Houma	W, 14-10
N. Ill. St. Teachers	W, 3-2
Miss. State	L, 3-5
Miss. State	W, 17-16
Alabama	L, 2-5
Alabama	W, 8-7
at Miss. State	L, 2-6
at Miss. State	L, 8-15
at Alabama	L, 0-13
at Alabama	L, 3-5
at Keesler Field	L, 2-6
at Mississippi	W, 6-5
at Mississippi	L, 10-17
at Tulane	L, 8-11
Tulane	L, 4-5
Tulane	L, 4-6
Tulane	W, 7-6
SW Louisiana	L, 6-10

1949 (6-11) • Coach Harry Rabenhorst

Keesler Field	L, 1-5
Illinois Wesleyan	L, 2-8
BR Red Sticks (Pro)	W, 8-7
Miss. State	L, 7-9
Miss. State	L, 7-9
at Alabama	W, 4-0
at Alabama	L, 4-5
at Miss. State	L, 2-7
at Miss. State	L, 4-16
Alabama	L, 6-8
Alabama	L, 0-8
Mississippi	W, 8-2
Mississippi	W, 5-3
Tulane	W, 15-3
Tulane	W, 2-1
at Tulane	L, 4-5
at Tulane	L, 3-4

1950 (5-9-1) • Coach Harry Rabenhorst

Keesler Field	W, 10-2
Miss. State	W, 11-2
Alabama	L, 4-5
Alabama	L, 3-5
Purdue	W, 8-4
Purdue	W, 4-1
at Alabama	L, 3-5
at Alabama	L, 11-15
at Miss. State	W, 4-3

at Miss. State	L, 2-5
at Miss. State	L, 1-7
BR Essos	L, 0-3
at BR Essos	L, 5-10
at Tulane	L, 6-8
at Tulane	T, 2-2

1951 (10-6) • Coach Harry Rabenhorst

Illinois	W, 3-2
Illinois	W, 2-1
Illinois Wesleyan	W, 18-6
Alabama	L, 5-8
Alabama	W, 5-1
Auburn	W, 5-2
Auburn	W, 3-0
BR Red Sticks	W, 11-7
at Mississippi	L, 2-8
at Mississippi	L, 1-4
at Miss. State	W, 16-2
Mississippi	W, 6-5
at Tulane	L, 6-17
at Tulane	L, 3-5
Tulane	L, 1-2
Tulane	W, 7-3

1952 (9-11) • Coach Harry Rabenhorst

Southern Illinois	L, 3-7
Crowley Millers	W, 6-5
at Alabama	L, 0-2
at Alabama	L, 2-11
at Auburn	L, 4-5
at Auburn	L, 6-7
Mississippi	W, 6-1
Mississippi	L, 2-9
BR Red Sticks	W, 10-2
at Crowley Millers	L, 8-13
Miss State	W, 4-0
Miss. State	W, 10-9
at Miss. State	W, 7-6
at Miss. State	L, 7-8
at Mississippi	W, 8-5
at Mississippi	W, 6-5
Tulane	W, 4-3
Tulane	L, 8-11
at Tulane	L, 1-3
at Tulane	L, 10-18

1953 (8-10) • Coach Harry Rabenhorst

Auburn	L, 5-6
Auburn	W, 11-7
at Loyola	W, 17-13
Loyola	L, 3-5
Mississippi	W, 10-9
Mississippi	W, 10-6
Miss. State	L, 0-13
Miss. State	L, 1-2
Alabama	W, 10-1
Alabama	W, 11-2
at Mississippi	L, 2-10
at Miss. State	L, 7-16
at Miss. State	W, 11-4
at Tulane	L, 7-8
at Tulane	L, 1-3
Ponchatoula Athletics	L, 11-12
Tulane	W, 10-4
Tulane	L, 7-8

1954 (8-11) • Coach Harry Rabenhorst

SE Louisiana	W, 6-3
Miss. State	L, 6-7
Miss. State	W, 7-4
at Loyola	W, 15-8
at Tulane	L, 0-4

at Tulane	L, 9-14
Cincinnati	L, 4-10
at Miss. State	L, 1-7
at Miss. State	L, 1-2
at Alabama	L, 8-13
at Alabama	W, 9-6
Loyola	W, 6-5
at Mississippi	L, 0-10
Vanderbilt	L, 3-5
Vanderbilt	W, 13-3
Mississippi	W, 6-3
Mississippi	W, 7-0
Tulane	L, 1-5
Tulane	L, 1-3

1955 (6-17) • Coach Harry Rabenhorst

at Shell Oilers	L, 2-5
at Florida State	L, 3-5
at Florida Southern	L, 4-6
at Florida Southern	W, 6-4
Shell Oilers	W, 11-4
Mississippi	L, 2-6
Mississippi	L, 3-16
at Miss. State	W, 9-4
at Miss. State	L, 2-3
at Alabama	L, 2-7
BR Red Sticks	L, 8-12
Loyola	L, 3-10
Alabama	L, 3-10
Alabama	L, 1-3
at Mississippi	L, 3-9
at Mississippi	L, 2-3
Miss. State	L, 0-12
Miss. State	L, 10-13
at Loyola	L, 6-8
Tulane	W, 4-3
Tulane	W, 12-6
at Tulane	L, 7-8
at Tulane	W, 5-3

1956 (9-11) • Coach Harry Rabenhorst

SE La. College	L, 7-13
Shell Oilers	W, 6-5
Alabama	W, 1-0
Alabama	L, 1-2
Alabama	L, 5-8
at Mississippi	W, 2-1
at Mississippi	L, 6-8
at Mississippi	L, 0-11
at Centenary	L, 1-2
Tulane	W, 5-4
Tulane	L, 6-8
at Vanderbilt	L, 7-10
at Vanderbilt	W, 14-2
at Vanderbilt	W, 13-4
Mississippi State	W, 3-0
Mississippi State	L, 1-10
Mississippi State	W, 5-2
Loyola	W, 10-4
at Tulane	L, 1-7
at Tulane	L, 8-10

1957 (8-11) • Coach Ray Didier

SE Louisiana	W, 11-2
Alabama	W, 3-2
Alabama	L, 0-2
Mississippi	W, 9-1
Mississippi	L, 0-4
Mississippi	L, 5-6
SE Louisiana	L, 3-11
Shell Oilers	L, 1-6
Loyola	L, 4-12

Tulane	L, 6-8
Vanderbilt	L, 7-8
Vanderbilt	W, 3-1
Vanderbilt	L, 0-2
Centenary	W, 7-5
Mississippi State	L, 1-4
Mississippi State	L, 1-4
Mississippi State	W, 2-0
Tulane	W, 4-1
Tulane	W, 1-0

1958 (14-11) • Coach Ray Didier

Southwestern La.	L, 2-8
Southern Illinois	W, 5-4
Southern Illinois	L, 4-5
Southern Illinois	W, 13-10
Mississippi State	L, 2-5
Mississippi State	W, 7-3
Alabama	L, 1-6
Alabama	W, 9-3
N. Illinois	L, 3-5
Southwestern (Memphis)	W, 8-7
Southeastern La.	L, 10-11
Tulane	W, 7-4
Tulane	W, 5-4
Mississippi	L, 1-5
Loyola	W, 6-2
Mississippi	W, 2-1
Mississippi	L, 4-5
Alabama	L, 8-11
Alabama	L, 4-6
Southwestern La.	W, 5-2
Tulane	W, 16-14
Tulane	W, 6-0
Loyola	L, 5-6
Mississippi State	W, 3-1
Mississippi State	W, 7-5

1959 (16-17) • Coach Ray Didier

Loyola	W, 14-10
Southwestern	W, 7-0
at Southwestern	L, 4-8
N. Illinois	W, 3-1
S. Illinois	L, 6-11
Northeast La.	L, 0-2
Northeast La.	L, 15-16
Northeast La.	L, 2-7
Northeast La.	W, 6-1
Miss. State (at Monroe, La.)	W, 10-0
Miss. State (at Monroe, La.)	L, 0-7
Northwestern	W, 8-3
Oklahoma	L, 3-4
Wheaton	W, 21-4
Mississippi	L, 0-7
Mississippi	W, 8-5
Mississippi State	L, 6-8
Mississippi State	W, 6-4
Alabama	W, 4-3
Alabama	L, 3-8
Mississippi State	L, 2-3
Mississippi State	L, 3-4
Loyola	W, 5-4
Alabama	W, 5-1
Alabama	W, 9-3
at Mississippi	L, 4-7
at Mississippi	L, 5-9
at Southwestern	L, 1-2
Tulane	L, 7-9
Tulane	W, 6-1
Southwestern	W, 7-5
at Tulane	W, 4-3
at Tulane	L, 2-3

1960 (15-14) • Coach Ray Didier

at Loyola	L, 9-12
Southwestern	W, 9-1
Southeastern	W, 7-5
N. Illinois	W, 11-0
N. Illinois	W, 5-1
Mississippi	W, 5-4
Mississippi	L, 3-5
Alabama	W, 5-2
at Mississippi State	L, 5-6
at Mississippi State	W, 8-7
at Mississippi	L, 0-7
at Mississippi	L, 2-13
Loyola	L, 1-5
at Southeastern	L, 1-11
Arkansas (at Monroe, La.)	W, 5-1
Miss. State (at Monroe, La.)	W, 6-4
Baylor (at Monroe, La.)	L, 0-3
at Northeast La.	W, 7-6
NW State (at Monroe, La.)	W, 3-2
at Mississippi State	L, 1-2
at Mississippi State	L, 9-10
Arkansas	L, 5-11
Tulane	W, 10-0
at Tulane	W, 10-3
at Southwestern	W, 4-3
Tulane	W, 5-0
Tulane	L, 1-2
at Alabama	L, 5-6
at Alabama	L, 1-7

1961 (20-5) • Coach Ray Didier**SEC Champions**

at Loyola	W, 4-3
Northeast La.	W, 10-4
Southwestern La.	W, 13-1
Mississippi State	W, 4-2
Mississippi State	L, 4-8
Mississippi	W, 4-3
Mississippi	W, 2-1
DePaul	W, 5-4
DePaul	W, 10-0
at Mississippi	W, 4-3
at Mississippi	L, 1-6
at Southeastern	W, 13-1
at Tulane	W, 13-3
at Tulane	L, 2-3
at Southwestern La.	W, 7-6
at Mississippi St.	W, 3-2
at Mississippi St.	W, 4-2
at Alabama	W, 16-3
at Alabama	L, 0-5
Loyola	L, 2-4
Alabama	W, 3-1
Tulane	W, 6-3
Tulane	W, 5-3

SEC PLAYOFFS

at Auburn	W, 4-3
Auburn	W, 6-5

1962 (15-11-1) • Coach Ray Didier

at Loyola	L, 2-7
at Loyola	L, 1-2
Northwestern U.	W, 5-1
Northern Illinois	W, 10-8
Northern Illinois	W, 3-0
Tulane	W, 4-0
Tulane	L, 3-8
Northeast La.	W, 5-0
Oklahoma	W, 5-4
at Mississippi	W, 3-2
at Mississippi	L, 3-7

at Alabama	L, 1-7
at Alabama	W, 4-0
Mississippi	W, 12-5
Mississippi	W, 7-1
Mississippi State	W, 4-3
Mississippi State	L, 3-5
Alabama	T, 4-4
Alabama	L, 2-3
Southeastern La.	L, 2-3
Loyola	W, 4-3
Loyola	L, 2-6
at Mississippi State	L, 2-3
at Mississippi State	L, 3-4
at Southeastern La.	W, 8-6
Tulane	W, 2-0
Tulane	W, 7-3

1963 (16-10) • Coach Ray Didier

Southeastern La.	W, 7-5
Miss. State (at New Orleans)	W, 2-1
at Loyola	W, 6-1
Illinois (at New Orleans)	W, 2-0
at Tulane	W, 2-1
at Tulane	L, 3-4
Northern Illinois	L, 3-5
Alabama	L, 3-14
Alabama	L, 6-13
Mississippi	L, 5-6
Mississippi	L, 3-7
at Mississippi State	W, 6-3
at Mississippi State	W, 4-1
Loyola	L, 1-5
Arkansas	W, 10-5
Arkansas	W, 10-2
at Mississippi	L, 4-5
at Mississippi	W, 10-3
at Alabama	W, 3-2
at Alabama	L, 3-10
at Loyola	L, 5-8
Mississippi State	W, 8-4
Mississippi State	W, 7-3
at Southeastern La.	W, 6-2
Tulane	W, 4-2
Tulane	W, 6-2

1964 (11-11-1) • Coach Jim Waldrop

Southeastern La.	W, 7-5
Memphis State	W, 4-2
at Loyola	L, 0-4
Memphis State	W, 3-2
at Loyola	L, 0-7
Tulane	L, 0-3
Tulane	L, 1-3
Northern Illinois	L, 1-7
Northern Illinois	L, 0-5
Notre Dame	W, 9-2
Notre Dame	W, 8-7
Alabama	W, 5-4
Alabama	L, 4-5
Mississippi	L, 3-4
Mississippi	L, 1-3
Mississippi State	L, 5-11
Mississippi State	W, 5-2
at Loyola	T, 5-5
at Alabama	W, 7-3
at Southeastern La.	W, 4-3
at Mississippi State	L, 2-14
at Mississippi State	W, 14-4
at Tulane	W, 7-5

1965 (6-13) • Coach Jim Waldrop

at Loyola	L, 3-4
Northern Illinois	W, 5-4
at Tulane	L, 4-6
at Tulane	L, 1-7
Loyola	L, 1-6
at Mississippi State	L, 2-5
at Alabama	L, 0-4
at Alabama	L, 2-11
Mississippi	L, 5-6
Mississippi	W, 8-5
MacMurray	W, 4-3
Mississippi State	W, 6-0
Mississippi State	L, 0-5
Alabama	L, 0-8
Alabama	L, 2-6
Tulane	W, 2-1
Tulane	W, 3-2
at Mississippi	L, 4-15
at Mississippi	L, 5-7

1966 (9-14) • Coach Jim Smith

Delta State	W, 4-2
Delta State	L, 4-6
at Loyola	L, 5-7
Tulane	L, 2-15
Tulane	L, 2-3
at Mississippi	L, 4-6
at Mississippi	L, 4-5
at Mississippi State	L, 2-9
at Mississippi State	L, 0-3
Illinois State	W, 10-3
Mississippi	W, 9-7
Mississippi	L, 2-5
Alabama	W, 2-1
Alabama	L, 0-1
Mississippi State	L, 1-9
Mississippi State	L, 0-1
Florida State	W, 3-2
Florida State	W, 1-0
Loyola	W, 7-0
at Alabama	L, 0-5
at Alabama	L, 1-6
at Tulane	W, 2-0
at Tulane	W, 1-0

1967 (17-13) • Coach Jim Smith

Kansas State	L, 0-1
Kansas State	L, 0-2
Texas Christian	L, 0-8
Texas Christian	W, 3-1
Southern Methodist	W, 5-1
Southern Methodist	W, 7-4
Northern Illinois	W, 6-4
Northern Illinois	W, 3-2
at Loyola	W, 9-0
Loyola	W, 7-0
at Mississippi State	L, 1-3
at Mississippi State	L, 1-3
at Mississippi State	W, 9-8
at Alabama	W, 3-2
at Alabama	L, 2-3
at Alabama	L, 4-7
Mississippi	L, 0-9
Mississippi	W, 6-3
Mississippi State	L, 0-2
Mississippi State	W, 6-3
Mississippi State	W, 5-3
at Tulane	L, 0-8
Tulane	W, 9-0
at Mississippi	L, 4-8
at Mississippi	W, 4-1

at Mississippi	L, 1-6
Alabama	W, 7-0
Alabama	W, 2-0
Alabama	W, 6-3
SEC WEST DIVISION PLAYOFF	
at Mississippi	L, 2-6

1968 (20-14) • Coach Jim Smith

Loyola	W, 2-0
at Loyola	L, 0-2
Kansas State	W, 1-0
Kansas State	L, 1-3
Kansas State	W, 6-1
Kansas State	L, 1-6
at Tulane	W, 8-2
at Tulane	W, 5-1
at Alabama	W, 3-1
at Alabama	L, 0-1
at Alabama	W, 10-1
Northeast La.	W, 5-1
Nicholls State	W, 4-0
USL	W, 8-0
Mississippi	L, 0-2
La. Tech	W, 4-0
at Mississippi	L, 2-5
at Mississippi	L, 2-5
at Mississippi	W, 8-5
at Mississippi State	W, 4-3
at Mississippi State	W, 4-2
at Mississippi State	L, 2-3
Mississippi	L, 0-4
Mississippi	W, 1-0
Mississippi	W, 5-1
Tulane	L, 0-1
Tulane	W, 5-2
Mississippi State	L, 3-6
Mississippi State	W, 3-0
Mississippi State	W, 4-3
Alabama	W, 4-1
Alabama	L, 0-1
Alabama	L, 0-1

SEC WEST DIVISION PLAYOFF

Alabama	L, 4-6
---------	--------

1969 (11-24) • Coach Jim Smith

Loyola	W, 2-0
Nicholls State	W, 13-6
at Southeastern La.	L, 3-4
Southern Illinois	L, 0-3
Southern Illinois	L, 1-8
Southern Illinois	L, 2-4
Southeastern La.	L, 2-11
Kansas State	L, 2-9
Kansas State	L, 1-3
Kansas State	W, 4-2
Kansas State	W, 3-2
at Loyola	W, 4-0
Southeastern La.	L, 1-4
Nicholls St. (at Southern U.)	L, 3-7
Northeast La.	L, 1-3
N. Illinois (at Southern U.)	W, 1-0
at Alabama	L, 1-10
at Alabama	L, 0-1
at Alabama	L, 6-7
Mississippi	L, 3-7
Mississippi	L, 1-4
at Mississippi State	L, 2-4
at Mississippi State	W, 6-4
at Mississippi State	L, 2-3
at Mississippi	L, 0-2
at Mississippi	W, 3-2
at Mississippi	L, 4-6

Tulane	W, 4-3
Mississippi State	L, 0-3
Mississippi State	W, 5-3
Mississippi State	L, 4-10
at Tulane	L, 2-10
Alabama	L, 0-5
Alabama	L, 1-2
Alabama	W, 12-3

1970 (16-19) • Coach Jim Smith

Nicholls State	L, 2-4
Louisiana Tech	L, 2-3
Memphis State	W, 5-4
Memphis State	W, 2-1
Memphis State	L, 7-13
at Nicholls State	L, 3-4
Northeast La.	W, 1-0
Southern	W, 2-0
Nicholls State	W, 3-2
Mississippi	L, 2-8
Northern Illinois	L, 4-12
Southwestern La.	L, 2-9
SLC	W, 7-5
Alabama	W, 4-1
Alabama	L, 3-4
Alabama	W, 1-0
SLC	W, 16-3
Loyola	W, 6-3
at Mississippi	L, 2-3
at Mississippi	L, 1-10
at Mississippi	L, 0-1
at Southern Mississippi	W, 5-2
at Mississippi State	L, 3-5
at Mississippi State	L, 1-3
at Mississippi State	L, 3-5
at Loyola	W, 8-5
Mississippi	W, 4-0
Mississippi	W, 9-0
Mississippi	L, 3-9
at Tulane	L, 3-4
Mississippi State	L, 0-5
Southern Mississippi	W, 6-2
at Alabama	W, 6-0
at Alabama	L, 5-6
at Alabama	L, 0-4

1971 (20-16) • Coach Jim Smith

at Rice	L, 1-2
at Rice	W, 3-0
at Rice	L, 9-10
Louisiana Tech	L, 0-2
Southeastern La.	W, 11-10
at Nicholls State	L, 1-2
Southern Mississippi	L, 0-8
Florida	W, 2-1
Florida	L, 0-5
Florida	W, 6-3
Nicholls State	L, 0-3
South Alabama	W, 7-4
Loyola	W, 2-1
Mississippi State	W, 2-0
Mississippi State	W, 3-1
Mississippi State	W, 9-1
at Tulane	W, 3-1
at Mississippi State	L, 1-2
at Mississippi State	L, 4-7
at Mississippi State	L, 2-11
at Loyola	L, 7-9
Mississippi	L, 1-6
Mississippi	W, 3-2
Mississippi	L, 2-6
at Southeastern La.	W, 7-6

at Mississippi	W, 10-3
at Mississippi	W, 9-4
at Mississippi	L, 2-7
Tulane	W, 8-0
at Alabama	W, 3-2
at Alabama	W, 11-1
at Alabama	W, 7-2
at Southern Mississippi	L, 0-5
Alabama	L, 5-6
Alabama	L, 2-5
Alabama	W, 5-4

1972 (21-21) • Coach Jim Smith

Rice	W, 3-0
Rice	W, 1-0
Rice	W, 4-2
Loyola	W, 4-0
Kansas State	W, 2-1
Kansas State	W, 7-2
Kansas State	L, 3-4
Kansas State	W, 5-4
Kansas State	W, 5-3
Oklahoma	W, 9-1
Oklahoma	L, 1-9
Tulane	W, 6-2
Oklahoma	W, 1-0
Oklahoma	L, 1-3
at South Alabama	L, 0-5
at South Alabama	L, 2-3
at South Alabama	L, 3-4
at USCGA	W, 11-2
at Mississippi	L, 1-2
at Mississippi	L, 2-5
at Mississippi	L, 2-3
Mississippi State	W, 4-2
Mississippi State	L, 0-1
Mississippi State	L, 3-4
South Alabama	L, 4-6
South Alabama	W, 6-4
South Alabama	L, 6-9
Alabama	W, 7-3
Alabama	W, 5-4
Alabama	L, 6-10
Southern Mississippi	W, 5-3
at Mississippi State	L, 1-4
at Mississippi State	W, 4-3
at Mississippi State	L, 1-2
at Loyola	L, 3-4
at Alabama	W, 6-2
at Alabama	L, 8-12
at Alabama	L, 4-8
at Tulane	L, 3-5
Mississippi	W, 4-3
Mississippi	L, 4-7
Mississippi	W, 7-3

1973 (18-13) • Coach Jim Smith

at Southern Mississippi	W, 2-0
at Southern Mississippi	W, 2-1
at South Alabama	L, 1-10
at South Alabama	L, 0-10
Memphis State	L, 1-7
Memphis State	W, 5-1
Memphis State	W, 2-1
at Tulane	W, 4-3
Coast Guard	W, 16-2
Coast Guard	W, 9-1
Tulane	W, 5-4
Tennessee	W, 3-0
Tennessee	W, 10-7
Tennessee	L, 7-8
Oklahoma State	L, 1-4

Oklahoma State	L, 2-5
at Mississippi State	L, 0-1
at Mississippi State	L, 5-6
at Alabama	L, 3-6
at Alabama	W, 2-1
Mississippi State	W, 6-0
Mississippi State	W, 3-2
Mississippi State	W, 3-0
Alabama	L, 0-3
Alabama	W, 3-2
Alabama	L, 3-5
South Alabama	W, 7-5
South Alabama	W, 4-3
at Mississippi	L, 8-12
at Mississippi	L, 12-15
at Mississippi	W, 8-3

1974 (18-17) • Coach Jim Smith

Vanderbilt	W, 10-5
Vanderbilt	W, 8-7
Vanderbilt	L, 3-7
Vanderbilt	L, 3-5
at South Alabama	L, 0-1
at South Alabama	L, 0-2
at Tulane	W, 2-1
Illinois State	L, 2-5
Illinois State	W, 3-1
Drake	L, 2-3
Drake	W, 4-1
Drake	W, 6-5
Drake	W, 3-2
Drake	W, 2-1
at Mississippi	W, 5-0
at Mississippi	L, 0-1
at Mississippi	L, 4-9
Mississippi State	L, 1-3
Mississippi State	W, 6-2
Mississippi State	W, 3-1
Alabama	L, 6-7
Alabama	W, 3-2
Alabama	W, 6-4
Illinois Wesleyan	W, 4-2
Illinois Wesleyan	L, 1-4
at Mississippi State	L, 0-1
at Mississippi State	L, 2-3
at Alabama	L, 2-3
at Alabama	L, 1-10
at Alabama	L, 1-9
Tulane	W, 6-3
Mississippi	W, 4-1
Mississippi	W, 4-0
Mississippi	L, 0-8
Southern Mississippi	W, 8-7

1975 (40-16) • Coach Jim Smith
SEC Champions
NCAA South Regional Participants

Houston	L, 2-12
Houston	W, 5-1
Houston	L, 3-10
Houston	L, 4-10
Vanderbilt	W, 6-4
Vanderbilt	L, 2-7
Vanderbilt	W, 10-0
Vanderbilt	W, 17-1
Memphis State	W, 4-2
Memphis State	W, 2-1
Memphis State	W, 4-3
Illinois State	L, 2-4
Illinois State	W, 5-1
Kentucky	W, 1-0
Kentucky	W, 6-1

Michigan State	W, 9-6
at Miami, Fla.	W, 3-1
Michigan State	L, 4-18
at Miami, Fla.	L, 2-9
at Miami, Fla.	L, 0-13
Colgate	W, 5-1
Colgate	W, 5-0
Colgate	W, 4-2
Colgate	W, 10-2
Mississippi	W, 5-1
Mississippi	W, 3-2
Mississippi	W, 8-1
Mississippi	W, 2-1
Wisconsin	W, 8-7
Wisconsin	L, 3-9
Wisconsin	L, 1-4
at Mississippi State	W, 11-0
at Mississippi State	W, 11-0
at Mississippi State	W, 5-4
at Mississippi State	W, 3-0
Tulane	W, 2-1
Alabama	L, 4-5
at Alabama	W, 6-5
at Alabama	L, 9-10
at Alabama	W, 4-2
at Tulane	L, 1-14
Mississippi State	W, 4-3
Mississippi State	W, 3-2
Mississippi State	W, 5-1
Mississippi State	W, 8-0
Alabama	W, 6-5
Alabama	W, 9-2
Alabama	W, 9-2
Alabama	W, 5-2
at Mississippi	L, 6-7
at Mississippi	W, 2-1

SEC PLAYOFFS

Georgia	W, 6-5
at Georgia	W, 8-3

NCAA SOUTH REGIONAL
STARKVILLE, MISS.

Murray State	W, 7-2
Florida State	L, 2-4
Miami (Fla.)	L, 1-8

1976 (19-23) • Coach Jim Smith

at Houston	L, 5-6
at Houston	W, 9-4
at Houston	L, 3-6
at Houston	L, 1-11
at South Alabama	L, 6-17
at South Alabama	W, 6-3
Nicholls State	L, 6-7
at Nicholls State	W, 3-2
Alabama	W, 4-0
Alabama	L, 2-5
Alabama	W, 11-1
Northwestern St.	W, 10-1
Northwestern St.	W, 9-4
Princeton	L, 1-4
Princeton	W, 4-2
Princeton	W, 6-2
Ohio State	W, 8-6
Ohio State	L, 3-4
Mississippi	W, 5-3
Mississippi	W, 1-0
Mississippi	L, 2-4
at Mississippi State	L, 1-2
at Mississippi State	L, 5-6
at Mississippi State	L, 9-10
New Orleans	L, 3-10
Auburn	W, 4-3

Auburn	L, 2-5
Auburn	W, 3-1
at New Orleans	L, 2-9
Tulane	L, 1-2
at Alabama	W, 3-2
at Alabama	L, 0-1
at Alabama	L, 5-8
at Tulane	L, 1-5
Mississippi State	W, 4-1
Mississippi State	L, 0-2
Mississippi State	W, 4-1
at Mississippi	L, 0-2
at Mississippi	L, 1-6
at Mississippi	W, 5-4
at Auburn	W, 2-0
at Auburn	L, 1-5

1977 (17-27) • Coach Jim Smith

Texas A&M	L, 0-15
Texas A&M	L, 1-2
Texas A&M	L, 0-2
Texas A&M	W, 4-2
at New Orleans	L, 5-6
Nicholls State	L, 9-13
Houston	L, 1-3
Nicholls State	W, 3-1
Miami, Fla.	W, 4-1
Miami, Fla.	L, 4-6
at Alabama	W, 17-10
at Alabama	L, 3-12
Illinois	W, 13-2
Illinois	W, 3-2
Illinois	W, 12-4
Mississippi	W, 7-5
Mississippi	L, 2-4
Mississippi	L, 1-4
at Auburn	L, 0-2
at Auburn	L, 2-10
at Auburn	L, 2-4
New Orleans	L, 4-6
Wisconsin	L, 3-10
Wisconsin	W, 4-1
at Tulane	L, 5-13
Illinois State	W, 2-0
Illinois State	L, 2-3
Wisconsin	W, 6-3
Wisconsin	W, 4-3
at Mississippi State	W, 11-8
at Mississippi State	L, 1-7
at Mississippi State	L, 1-7
Tulane	W, 5-2
Alabama	L, 2-3
Alabama	L, 4-7
Alabama	L, 4-10
at Mississippi	L, 1-6
at Mississippi	L, 4-5
at Mississippi	L, 4-10
Northwestern St.	W, 2-1
Auburn	W, 1-0
Auburn	L, 0-3
South Alabama	W, 5-4
South Alabama	L, 3-19

1978 (12-34) • Coach Jim Smith

Texas A&M	L, 3-4
Texas A&M	L, 4-5
Texas A&M	L, 2-6
at Houston	L, 0-4
at Houston	W, 7-3
at Houston	L, 0-1
at Houston	L, 1-5
South Alabama	L, 2-4

South Alabama	L, 1-4
Miss. State	L, 1-2
Miss. State	W, 5-2
Miss. State	L, 1-4
Alabama	W, 3-2
Alabama	L, 0-3
Alabama	L, 2-16
at New Orleans	L, 0-7
at Mississippi	L, 2-3
at Mississippi	L, 1-2
at Mississippi	L, 7-27
Illinois St.	L, 7-9
Illinois St.	L, 0-4
Navy	W, 4-3
Navy	L, 4-7
Auburn	W, 1-0
Auburn	L, 0-3
Auburn	W, 1-0
at Tulane	W, 9-6
at Nicholls State	L, 5-6
at Nicholls State	L, 4-15
Tulane	L, 4-12
at Miss. State	L, 4-12
at Miss. State	L, 6-7
at Miss. State	L, 13-26
New Orleans	W, 4-3
at Alabama	L, 4-5
at Alabama	L, 1-8
at Alabama	L, 1-2
Nicholls State	L, 4-5
Mississippi	W, 3-2
Mississippi	W, 6-5
Mississippi	L, 4-5
Northwestern State	W, 3-0
Northwestern State	W, 2-1
at Auburn	L, 5-8
at Auburn	L, 4-5
at Auburn	L, 1-14

1979 (34-20) • Coach Jack Lamabe

at Southwestern La.	W, 5-2
Southwestern La.	W, 4-0
Southeastern La.	W, 5-0
Southeastern La.	W, 8-4
Nicholls St.	W, 9-3
Nicholls St.	W, 2-0
Miss. State	L, 1-3
Miss. State	W, 2-1
Navy	W, 13-5
at Southeastern La.	L, 8-15
at Southeastern La.	L, 1-4
at Mississippi	W, 11-2
at Mississippi	W, 1-0
Navy	W, 4-3
Illinois St.	W, 12-5
Southern Miss	W, 1-0
Southern Miss	W, 2-1
Alabama	L, 0-1
Alabama	W, 8-4
Alabama	W, 11-2
Wisconsin	W, 5-4
Wisconsin	W, 8-0
Wisconsin	W, 7-4
Louisville	W, 16-13
Auburn	W, 7-4
Auburn	W, 7-1
Auburn	W, 3-2
Northwestern La.	W, 3-0
Northwestern La.	W, 5-4
Tulane	W, 10-7
at Tulane	L, 1-2
at Southern Miss.	L, 1-6

at Southern Miss.	W, 14-10
New Orleans	L, 3-4
New Orleans	L, 3-5
Tulane	L, 3-4
at Miss. State	L, 0-5
at Miss. State	L, 2-5
at South Alabama	L, 3-10
at South Alabama	L, 5-12
Mississippi	L, 2-6
Mississippi	W, 3-1
Mississippi	W, 8-3
at New Orleans	L, 4-9
at New Orleans	W, 4-2
at Alabama	W, 4-2
at Alabama	W, 7-1
at Nicholls State	L, 5-6
at Auburn	L, 4-8
at Auburn	L, 4-9
at Auburn	W, 6-2

SEC TOURNAMENT- STARKVILLE, MISS.

vs. Florida	W, 5-2
vs. Miss. State	L, 5-12
vs. Florida	L, 1-5

1980 (23-19) • Coach Jack Lamabe

Nicholls State	L, 2-6
Nicholls State	W, 5-4
Southern Miss	L, 7-11
Southern Miss	W, 4-3
Ole Miss	L, 1-3
Ole Miss	L, 1-5
Ole Miss	W, 8-2
Illinois State	W, 6-0
Illinois State	W, 9-4
Illinois State	W, 13-2
Navy	L, 3-5
Navy	W, 9-6
Canisius	W, 7-0
Canisius	W, 10-2
Army	W, 11-8
Middle Tennessee	L, 5-8
Auburn	W, 8-2
Auburn	W, 10-5
at Alabama	L, 1-9
at Alabama	L, 3-8
at Alabama	W, 2-0
Tulane	W, 4-3
at Miss. State	W, 5-2
at Miss. State	W, 2-0
at Miss. State	L, 7-9
New Orleans	L, 3-4
New Orleans	L, 0-4
Northwestern State	W, 5-3
Northwestern State	W, 5-0
at Southern Miss	W, 5-2
at Southern Miss	L, 4-5
at Auburn	L, 2-7
at Auburn	L, 2-3
at Auburn	L, 0-5
at Tulane	W, 8-7
at Tulane	L, 1-4
at Nicholls State	W, 7-4
at New Orleans	L, 1-5
at New Orleans	L, 1-3
Alabama	W, 2-1
Alabama	W, 4-3
Alabama	L, 2-4

1981 (23-30) • Coach Jack Lamabe

at Southern Miss	L, 4-5
at Southern Miss	L, 7-8
Nicholls State	W, 7-3

Nicholls State	W, 3-0
at Miss. State	L, 1-15
at Miss. State	L, 2-5
at Tulane	L, 4-8
Tulane	W, 4-3
at Nicholls State	L, 7-8
Navy	W, 3-2
Navy	L, 5-7
Navy	W, 10-9
South Alabama	W, 7-6
South Alabama	L, 15-18
Wisconsin	W, 16-4
Bellarmine	W, 8-6
Illinois-Chicago	W, 20-3
Illinois-Chicago	W, 6-1
Auburn	L, 3-4
Auburn	W, 2-1
at South Alabama	L, 4-6
at South Alabama	L, 3-6
Illinois-Chicago	W, 8-2
at Mississippi	W, 2-1
at Mississippi	L, 2-4
Tulane	W, 17-16
Cornell	W, 12-9
at Alabama	W, 5-1
at Alabama	L, 1-6
at Alabama	L, 0-8
New Orleans	L, 6-14
at New Orleans	L, 10-11
at Tulane	W, 22-9
at Jacksonville	W, 9-6
at Florida	L, 3-6
at Jacksonville	L, 1-6
at Jacksonville	L, 8-9
Miss. State	L, 1-11
Miss. State	L, 2-7
Miss. State	L, 4-12
at New Orleans	L, 1-6
Southern Miss.	L, 2-5
Southern Miss.	W, 9-5
at Auburn	L, 3-4
at Auburn	W, 3-2
at Auburn	L, 4-12
New Orleans	L, 10-13
Mississippi	L, 3-17
Mississippi	W, 11-8
Mississippi	W, 6-2
Alabama	W, 6-4
Alabama	L, 0-4
Alabama	L, 10-18

1982 (26-25) • Coach Jack Lamabe

at Southern Miss	L, 8-9
at Southern Miss	W, 10-5
Nicholls State	L, 2-4
Nicholls State	W, 12-1
Tulane	W, 13-3
Auburn	W, 4-2
Auburn	W, 11-0
St. Louis	W, 11-1
Navy	W, 5-1
Navy	W, 7-3
at Miss. State	L, 3-16
at Miss. State	W, 3-0
at Miss. State	W, 6-2
Southern Ill.	W, 13-9
Alabama-Birmingham	L, 8-14
Louisiana College	L, 5-7
Alabama	W, 4-3
Alabama	L, 1-3
Alabama	W, 10-9
Illinois-Chicago	W, 7-3

Illinois-Chicago	W, 8-2
Illinois-Chicago	W, 2-0
New Orleans	L, 1-8
at Nicholls State	L, 7-13
at Mississippi	L, 2-9
at Mississippi	L, 2-6
at Mississippi	L, 3-4
at Tulane	L, 3-8
at South Alabama	L, 5-6
at South Alabama	L, 5-19
at Auburn	L, 6-12
at Auburn	L, 12-13
at Auburn	L, 1-9
South Alabama	W, 9-4
South Alabama	W, 3-1
Miss. State	L, 1-2
Miss. State	W, 2-0
Miss. State	L, 4-6
Southern Miss	W, 4-3
at Alabama	W, 3-0
at Alabama	L, 2-7
at West Florida	W, 6-2
at West Florida	W, 9-3
at New Orleans	L, 5-6
at New Orleans	L, 2-4
Tulane	W, 6-1
at Tulane	L, 3-11
New Orleans	W, 10-4
Mississippi	W, 4-3
Mississippi	L, 0-3
Mississippi	L, 0-8

1983 (28-21) • Coach Jack Lamabe

McNeese State	W, 4-3
Nicholls State	L, 6-7
Nicholls State	W, 6-2
Northwestern State	W, 2-1
Northwestern State	L, 1-2
at Mississippi	W, 3-2
at Mississippi	W, 4-3
Navy	W, 8-4
at Tulane	L, 10-11
Miss. State	L, 4-10
Miss. State	W, 7-2
Miss. State	L, 6-13
at Nicholls State	L, 3-7
Louisiana Tech	L, 2-5
Southeastern La.	W, 7-2
at Alabama	L, 1-4
at Alabama	L, 0-17
Louisiana College	W, 6-2
Cleveland State	W, 7-1
at Auburn	L, 3-6
at Auburn	L, 4-5
at Florida State	W, 15-5
at Florida State	L, 4-10
Southern Miss.	W, 8-7
Southern Miss.	W, 9-4
at Tulane	W, 4-1
Mississippi	L, 1-5
Mississippi	W, 10-2
Mississippi	W, 11-5
Southeastern La.	W, 7-6
at New Orleans	W, 5-3
at Mississippi State	W, 5-2
at Mississippi State	L, 1-10
at Mississippi State	L, 8-16
at Southern Miss.	W, 19-8
at Southern Miss.	W, 13-1
at Southeastern La.	W, 4-3
Alabama	W, 8-7
Alabama	L, 3-10

Alabama	L, 5-10
Tulane	W, 9-8
Tulane	L, 3-7
Northeast La.	W, 3-1
Northeast La	W, 7-4
Auburn	W, 3-0
Auburn	L, 1-7
Auburn	W, 9-3
Florida State	L, 2-8
Florida State	L, 3-6

1984 (32-23) • Coach Skip Bertman

2/20 at Southern Miss.	W, 7-1
2/20 at Southern Miss	W, 8-7
2/22 McNeese State	W, 8-6
2/24 Southwestern La.	L, 9-10
2/27 Southern Miss.	W, 15-2
2/27 Southern Miss.	W, 6-1
2/28 Nicholls State	W, 5-4
3/1 Southeastern La.	W, 10-4
3/3 Auburn	L, 0-4
3/3 Auburn	W, 9-5
3/4 Auburn	W, 8-6
3/7 Northwestern State	W, 6-1
3/7 Northwestern State	W, 7-2
3/10 at Alabama	L, 1-10
3/10 at Alabama	L, 2-3
3/11 at Alabama	L, 3-11
3/13 Southern	W, 4-3
3/14 Lamar	L, 6-7
3/17 SW Missouri	W, 10-7
3/18 at Tulane	L, 5-6
3/20 New Orleans	W, 7-4
3/21 Louisiana College	W, 15-4
3/22 at McNeese State	L, 4-8
3/24 Miss. State	L, 2-4
3/24 Miss. State	W, 11-6
3/25 Miss. State	L, 4-10
3/28 at Louisiana Tech	L, 1-2
3/29 at Northeast La.	W, 6-5
3/31 at Mississippi	W, 1-0
3/31 at Mississippi	W, 7-1
4/1 at Mississippi	L, 5-6
4/4 at New Orleans	L, 5-6
4/5 New Orleans	L, 4-7
4/7 at Auburn	W, 11-4
4/7 at Auburn	L, 5-8
4/8 at Auburn	W, 6-4
4/10 at Nicholls State	W, 6-4
4/11 Tulane	L, 1-2
4/14 Alabama	L, 3-5
4/14 Alabama	W, 3-0
4/15 Alabama	W, 6-3
4/17 McNeese State	W, 2-0
4/17 McNeese State	W, 3-2
4/20 at Miami (Fla.)	L, 0-14
4/21 at Miami (Fla.)	L, 5-6
4/22 at Miami (Fla.)	W, 10-9
4/24 Centenary	W, 7-1
4/25 at New Orleans	L, 1-11
4/28 at Miss. State	L, 1-5
4/29 at Miss. State	L, 6-8
4/29 at Miss. State	L, 0-3
5/1 Southern	W, 13-9
5/5 Mississippi	W, 4-2
5/5 Mississippi	W, 7-2
5/6 Mississippi	W, 9-7

1985 (41-18) • Coach Skip Bertman

SEC Western Division Champions	
NCAA Central Regional Participants	
2/22 at Central Florida	W, 7-0
2/23 at Central Florida	L, 4-5
2/24 at Central Fla.	W, 9-8
3/2 Mississippi	W, 6-2
3/2 Mississippi	W, 14-2
3/3 Mississippi	W, 13-6
3/6 Southwestern La.	W, 9-4
3/7 Southeastern La.	W, 12-4
3/9 at Alabama	W, 9-7
3/9 at Alabama	L, 1-5
3/10 at Alabama	L, 3-8
3/12 Northwestern State	W, 13-9
3/13 New Orleans	W, 6-2
3/16 Miss. State	L, 0-7
3/16 Miss. State	W, 9-6
3/17 Miss. State	W, 7-4
3/22 Tulane	W, 10-4
3/23 New Orleans	W, 6-3
3/24 at Tulane	L, 7-8
3/26 Northeast La.	W, 10-2
3/26 Southern	W, 13-8
3/27 McNeese State	W, 11-10
3/29 Jackson State	W, 19-12
3/30 Auburn	W, 4-2
3/31 Auburn	W, 7-0
3/31 Auburn	W, 6-4
4/2 at McNeese State	L, 2-3
4/3 at Lamar	L, 2-4
4/4 at Southwestern La.	L, 5-6
4/6 at Mississippi	W, 10-8
4/6 at Mississippi	W, 6-0
4/7 at Mississippi	W, 7-2
4/8 Louisiana College	W, 12-6
4/9 at New Orleans	L, 2-4
4/10 McNeese State	W, 8-5
4/13 Alabama	W, 2-1
4/13 Alabama	W, 3-1
4/14 Alabama	W, 15-6
4/16 at Northwestern State	W, 12-3
4/17 at Centenary	W, 9-6
4/20 at Miss. State	L, 1-6
4/20 at Miss. State	L, 5-6
4/21 at Miss. State	L, 4-7
4/23 at Southeastern La.	L, 7-8
4/24 McNeese State	W, 6-5
4/26 North Texas State	W, 2-1
4/26 North Texas State	W, 6-5
4/27 North Texas State	W, 8-1
4/30 Southern	W, 7-4
5/1 Nicholls State	W, 12-2
5/1 Nicholls State	W, 10-3
5/2 Louisiana Tech	W, 5-1
5/4 at Auburn	W, 5-0
5/4 at Auburn	L, 4-5
5/5 at Auburn	W, 4-3
SEC TOURNAMENT - BATON ROUGE, LA.	
5/10 Georgia	L, 6-8
5/11 Florida	L, 2-5
NCAA CENTRAL REGIONAL - AUSTIN, TEXAS	
5/23 vs. Houston	L, 4-11
5/24 vs. Lamar	L, 3-4
1986 (55-14) • Coach Skip Bertman	
SEC Champions	
SEC Tournament Champions	
NCAA South I Regional Champions	
College World Series - 5th Place	
2/18 Louisiana College	W, 8-0
2/19 New Orleans	W, 3-2

2/22 Arkansas	W, 8-7
2/23 Arkansas	L, 6-7
2/24 Southwestern La.	W, 4-0
2/26 vs. Southeastern La.	W, 17-4
3/1 at Florida	W, 9-1
3/1 at Florida	W, 18-4
3/2 at Florida	W, 12-5
3/4 Northeast La.	W, 14-6
3/6 Tulane	W, 12-1
3/8 Kentucky	W, 8-7
3/8 Kentucky	W, 5-1
3/9 Kentucky	W, 12-10
3/11 Southeastern La.	W, 15-3
3/14 Kansas State	W, 8-4
3/15 Missouri	W, 5-1
3/16 Southern	W, 7-5
3/18 New Orleans	W, 9-8
3/19 at Southwestern La.	W, 5-4
3/22 at Alabama	W, 6-5
3/23 at Alabama	W, 8-6
3/23 at Alabama	L, 4-5
3/25 at Northeast La.	W, 13-5
3/26 at Centenary	W, 9-5
3/27 at Stephen F. Austin	W, 10-7
3/29 Tennessee	W, 3-2
3/29 Tennessee	W, 3-2
3/30 Tennessee	W, 12-5
4/2 at Nicholls State	W, 8-3
4/2 at Nicholls State	L, 1-2
4/3 Northwestern State	W, 24-0
4/5 Mississippi	W, 9-6
4/5 Mississippi	L, 3-6
4/6 Mississippi	W, 10-1
4/8 Louisiana Tech	W, 4-3
4/9 Nicholls State	W, 14-4
4/12 at Miss. State	W, 4-0
4/12 at Miss. State	W, 4-0
4/13 at Miss. State	L, 5-6
4/15 Southwestern La.	W, 5-4
4/16 at New Orleans	L, 2-8
4/19 Georgia	W, 3-1
4/19 Georgia	L, 8-11
4/20 Georgia	W, 11-8
4/23 Southern	W, 18-5
4/24 at Tulane	W, 6-5
4/26 at Vanderbilt	W, 14-4
4/26 at Vanderbilt	W, 7-5
4/27 at Vanderbilt	L, 4-6
4/29 at New Orleans	L, 1-7
4/30 Centenary	W, 12-3
5/3 Auburn	W, 7-1
5/3 Auburn	W, 12-3
5/4 Auburn	W, 4-3
SEC TOURNAMENT - BATON ROUGE, LA.	
5/9 Georgia	W, 10-6
5/10 Alabama	W, 10-7
5/11 Georgia	W, 8-4
5/17 Alabama	L, 1-5
5/17 Alabama	W, 4-2
5/18 Alabama	L, 2-8
5/19 at Florida State	L, 4-6
NCAA SOUTH I REGIONAL - BATON ROUGE, LA.	
5/22 Jackson State	W, 14-11
5/23 Oklahoma	W, 8-5
5/24 Louisiana Tech	W, 7-4
5/25 Tulane	W, 7-6
COLLEGE WORLD SERIES - OMAHA, NEB.	
5/30 vs. Loyola-Marymount	L, 3-4
6/1 vs. Maine	W, 8-4
6/5 vs. Miami, Fla.	L, 3-4

1987 (49-19) • Coach Skip Bertman**NCAA South II Regional Champions****College World Series - 4th Place**

2/17 Louisiana College	W, 11-0
2/18 Louisiana College	W, 13-0
2/20 vs. Miami (Fla.)*	L, 2-7
2/21 vs. Florida*	W, 5-2
2/22 vs. Florida State*	L, 1-2
2/28 Wichita State	W, 14-6
3/1 Wichita State	W, 12-2
3/1 Wichita State	W, 9-3
3/4 Southern	W, 15-4
3/5 Southwestern La.	W, 7-4
3/9 Florida	W, 9-1
3/9 Florida	L, 3-5
3/14 at Kentucky	L, 2-7
3/14 at Kentucky	W, 8-4
3/15 at Kentucky	W, 5-0
3/18 Texas-Arlington	W, 17-2
3/18 Texas-Arlington	W, 4-3
3/19 Missouri	W, 8-5
3/20 Oral Roberts	W, 20-5
3/21 Oral Roberts	W, 14-4
3/22 McNeese State	W, 17-7
3/24 Nicholls State	W, 10-7
3/25 New Orleans	W, 8-7
3/26 Southeastern La.	W, 11-3
3/28 Alabama	L, 0-1
3/28 Alabama	W, 4-3
3/31 Northeast La.	W, 15-0
4/1 Centenary	W, 11-3
4/7 Southern	W, 15-4
4/8 at Tulane	W, 5-4
4/11 at Ole Miss	L, 0-4
4/11 at Ole Miss	L, 5-6
4/12 at Ole Miss	W, 6-3
4/14 at Centenary	W, 10-3
4/15 at Northeast La.	W, 9-3
4/16 at Louisiana Tech	L, 4-5
4/18 Miss. State	L, 4-5
4/18 Miss. State	W, 6-4
4/19 Miss. State	W, 6-5
4/20 Nicholls State	W, 10-5
4/21 Tulane	L, 7-9
4/22 Northwestern State	W, 11-0
4/22 Northwestern State	W, 8-7
4/25 at Georgia	L, 1-7
4/25 at Georgia	W, 12-3
4/26 at Georgia	L, 10-12
4/27 Southeastern La.	W, 14-4
4/29 at New Orleans	L, 1-3
5/1 at Nicholls State	W, 10-2
5/2 Vanderbilt	W, 1-0
5/2 Vanderbilt	L, 2-4
5/3 Vanderbilt	W, 11-8
5/9 at Auburn	W, 4-0
5/9 at Auburn	W, 6-1
5/10 at Auburn	L, 1-6
SEC TOURNAMENT - ATHENS, GA.	
5/14 vs. Auburn	L, 8-9
5/15 vs. Georgia	W, 4-2
5/16 vs. Kentucky	W, 4-1
5/16 vs. Auburn	W, 4-2
5/17 vs. Miss. State	L, 3-13
NCAA SOUTH II REGIONAL - NEW ORLEANS, LA.	
5/21 vs. Tulane	W, 5-3
5/22 vs. New Orleans	W, 14-1
5/23 vs. New Orleans	W, 3-0
5/24 vs. Cal State Fullerton	W, 7-3
COLLEGE WORLD SERIES - OMAHA, NEB.	
5/29 vs. Florida State	W, 6-2
6/1 vs. Oklahoma State	L, 7-8

6/3 vs. Arkansas W, 5-2

6/5 vs. Stanford L, 5-6

* Busch Challenge I (New Orleans, La.)

1988 (39-21) • Coach Skip Bertman

2/16 Southern	W, 21-1
2/21 vs. Florida State (at Orlando)W, 9-4	
2/23 Louisiana College	W, 9-2
2/24 McNeese State	W, 2-1
2/26 Mercer	W, 15-6
2/27 Mercer	W, 8-4
2/28 Mercer	W, 6-1
3/1 Centenary	W, 7-3
3/4 Rice	W, 13-3
3/5 Tennessee	W, 2-1
3/5 Tennessee	W, 4-2
3/6 Tennessee	W, 6-5
3/12 at Florida	L, 3-4
3/12 at Florida	W, 4-0
3/13 at Florida	L, 4-5
3/17 at Southeastern La.	L, 8-9
3/19 Kentucky	W, 3-1
3/19 Kentucky	W, 2-1
3/20 Kentucky	L, 1-3
3/22 at Nicholls State	L, 7-11
3/23 New Orleans	W, 4-1
3/25 vs. Cal State-Fullerton*	L, 2-7
3/26 vs. Southern California*	W, 11-7
3/27 vs. UCLA*	W, 7-1
3/30 at Wichita State	L, 3-5
3/30 at Wichita State	L, 3-5
3/31 at Wichita State	L, 0-13
4/2 at Alabama	W, 3-1
4/2 at Alabama	W, 6-1
4/3 at Alabama	W, 7-3
4/6 Northeast La.	W, 8-7
4/7 at Tulane	W, 7-5
4/9 Ole Miss	W, 5-4
4/9 Ole Miss	W, 11-2
4/10 Ole Miss	W, 15-13
4/13 Tulane	W, 11-1
4/14 Southeastern La.	W, 14-11
4/16 at Miss. State	L, 3-4
4/16 at Miss. State	W, 4-2
4/17 at Miss. State	L, 0-1
4/19 Nicholls State	W, 9-2
4/20 at New Orleans	W, 6-2
4/21 Stephen F. Austin	W, 14-7
4/23 Georgia	W, 12-6
4/23 Georgia	L, 2-4
4/24 Georgia	W, 9-8
4/26 Northwestern La.	W, 11-2
4/26 Northwestern La.	L, 4-5
4/27 at McNeese State	L, 5-6
4/30 at Vanderbilt	L, 4-5
4/30 at Vanderbilt	L, 2-3
5/1 at Vanderbilt	W, 5-1
5/7 Auburn	L, 1-2
5/7 Auburn	L, 1-8
5/8 Auburn	L, 8-10
SEC TOURNAMENT - STARKVILLE, MISS.	
5/12 vs. Kentucky	L, 7-9
5/13 vs. Georgia	W, 7-3
5/14 vs. Florida	L, 2-7
5/19 Southern	W, 13-4
5/20 Southern	W, 10-7

* Busch Challenge II (New Orleans, La.)

1989 (55-17) • Coach Skip Bertman**NCAA Central Regional Champions****College World Series - 3rd Place**

2/11 Texas Christian	W, 8-2
2/12 Texas Christian	W, 10-5
2/14 Southern Miss	W, 10-1
2/17 Mercer	W, 7-4
2/18 Mercer	W, 8-7
2/19 Mercer	W, 12-7
2/21 Louisiana College	W, 10-3
2/24 vs. Oklahoma State*	W, 6-0
2/25 vs. Oral Roberts*	W, 10-7
2/26 vs. Oklahoma*	L, 7-9 (11)
2/28 Southern	W, 19-6
3/1 at Southern	W, 5-0
3/4 at Tennessee	W, 7-0
3/4 at Tennessee	L, 1-5
3/5 at Tennessee	W, 9-3
3/8 New Orleans	W, 7-1
3/11 Florida	W, 10-0
3/12 Florida	W, 8-7
3/12 Florida	W, 2-1
3/14 George Washington	W, 8-3
3/15 St. John's	W, 11-8
3/16 St. John's	W, 12-5
3/18 at Kentucky	W, 11-7 (11)
3/19 at Kentucky	W, 15-0
3/19 at Kentucky	L, 9-12
3/23 Northwestern State	W, 6-5
3/24 Stephen F. Austin	W, 8-3
3/25 Stephen F. Austin	W, 14-1
3/26 at Tulane	W, 4-3
3/28 at Southwestern La.	W, 4-1
3/30 Tulane	W, 4-3 (13)
4/1 Alabama	W, 13-6
4/1 Alabama	W, 14-6
4/2 Alabama	W, 12-1
4/5 Southern	W, 9-4
4/8 at Ole Miss	W, 11-5
4/8 at Ole Miss	W, 4-1
4/9 at Ole Miss	L, 1-2
4/11 Southeastern La.	W, 3-1
4/12 Nicholls State	L, 4-7
4/15 Mississippi State	L, 3-4
4/15 Mississippi State	L, 3-4 (8)
4/16 Mississippi State	W, 19-9
4/19 Southwestern La.	L, 6-9
4/20 at Northwestern St.	W, 14-6
4/22 at Georgia	W, 4-3 (10)
4/22 at Georgia	W, 7-1
4/23 at Georgia	L, 2-4
4/25 Northeast La.	W, 7-6
4/26 at New Orleans	W, 5-1
4/29 Vanderbilt	W, 8-4
4/29 Vanderbilt	W, 12-10
4/30 Vanderbilt	L, 2-9
5/6 at Auburn	L, 8-12
5/6 at Auburn	L, 0-1
5/7 at Auburn	W, 8-1
SEC TOURNAMENT - GAINESVILLE, FLA.	
5/11 vs. Georgia	W, 6-3
5/12 vs. Florida	L, 6-8
5/13 vs. Auburn	L, 5-8
COLLEGE WORLD SERIES - OMAHA, NEB.	
5/19 Louisiana Tech	W, 17-2
5/20 Louisiana Tech	W, 7-1
5/21 Louisiana Tech	W, 8-5
NCAA CENTRAL REGIONAL - COLLEGE STATION, TEXAS	
5/25 vs. UNLV	W, 12-10
5/26 vs. South Alabama	L, 4-6
5/27 vs. UNLV	W, 13-8

5/27 vs. South Alabama W, 6-5

5/28 at Texas A&M W, 13-5

5/28 at Texas A&M W, 5-4 (11)

COLLEGE WORLD SERIES - OMAHA, NEB.

6/3 vs. Miami (Fla.) L, 2-5

6/5 vs. Long Beach State W, 8-5

6/6 vs. Miami (Fla.) W, 6-3

6/8 vs. Texas L, 7-12

* Busch Challenge III (New Orleans, La.)

1990 (54-19) • Coach Skip Bertman**SEC Champions****SEC Tournament Co-Champions****NCAA South I Regional Champions****College World Series - 3rd Place**

2/9 vs. Wichita State#	L, 6-13
2/11 vs. North Carolina#	W, 8-5
2/13 Louisiana Tech	W, 15-3
2/16 vs. Mississippi State*	W, 7-6
2/17 vs. Mississippi*	W, 7-5
2/18 vs. Southern Miss*	L, 1-5
2/20 Southern	W, 17-5
2/24 at Rice	L, 11-12
2/25 at Rice	W, 13-1
2/28 at Southern Miss	W, 10-2
3/2 at Texas A&M	L, 2-4
3/3 at Texas A&M	L, 2-5
3/3 at Texas A&M	W, 5-2
3/6 Southern	W, 14-1
3/7 New Orleans	W, 10-3
3/10 Kansas	W, 10-1
3/10 Kansas	W, 9-3
3/11 Kansas	W, 8-2
3/13 St. Louis	W, 20-2
3/14 Evansville	W, 28-8
3/17 at Mississippi State	W, 6-5
3/17 at Mississippi State	L, 1-2
3/18 at Mississippi State	L, 9-10 (13)
3/20 Nicholls State	W, 4-3
3/21 at McNeese State	W, 13-1
3/24 Mississippi	W, 10-7
3/24 Mississippi	W, 10-2
3/25 Mississippi	W, 6-0
3/27 at Southeastern La.	W, 8-1
3/31 Auburn	W, 12-6
3/31 Auburn	L, 5-6
4/1 Auburn	L, 7-17
4/3 Southeastern La.	W, 16-0
4/4 at Nicholls State	W, 8-6
4/7 at Florida	W, 6-3
4/7 at Florida	L, 6-7
4/8 at Florida	W, 5-3
4/11 Stephen F. Austin	W, 4-3
4/11 Stephen F. Austin	W, 7-2
4/14 Tennessee	W, 13-2
4/14 Tennessee	W, 2-0
4/15 Tennessee	W, 9-3
4/17 McNeese State	L, 1-4
4/18 at Tulane	L, 7-14
4/19 Northwestern St.	W, 16-6
4/21 Kentucky	W, 8-1
4/21 Kentucky	W, 9-0
4/22 Kentucky	W, 9-3
4/24 Northeast La.	L, 4-5 (11)
4/25 at New Orleans	W, 6-4
4/28 at Alabama	W, 7-4
4/28 at Alabama	L, 5-12
4/29 at Alabama	W, 8-5
5/5 at Vanderbilt	W, 7-5
5/5 at Vanderbilt	L, 3-4
5/6 at Vanderbilt	W, 7-3

5/12 Georgia	W, 11-2
5/12 Georgia	W, 5-2
5/13 Georgia	W, 8-5
SEC TOURNAMENT - HOOVER, ALA.	
5/17 vs. Florida	W, 6-4
5/18 vs. Mississippi State	W, 17-8
5/19 vs. Vanderbilt	W, 13-5
5/20 vs. Mississippi State	L, 1-3
NCAA SOUTH I REGIONAL - BATON ROUGE, LA.	
5/24 Southwestern La.	W, 8-0
5/25 Georgia Tech	W, 11-5
5/26 Southern California	L, 4-5
5/26 Houston	W, 6-4
5/27 Southern California	W, 5-4
5/28 Southern California	W, 7-6
COLLEGE WORLD SERIES - OMAHA, NEB.	
6/2 vs. The Citadel	W, 8-2
6/4 vs. Oklahoma State	L, 1-7
6/5 vs. The Citadel	W, 6-1
6/7 vs. Oklahoma State	L, 3-14
# ABCA Hall of Fame Tournament (Orlando, Fla.)	
* Busch Challenge IV (New Orleans, La.)	
1991 (55-18) • Coach Skip Bertman	
SEC Champions	
NCAA South Regional Champions	
NCAA National Champions	
2/9 Mississippi State#	W, 6-4
2/10 Oklahoma State#	W, 6-0
2/12 Louisiana Tech	W, 10-3
2/15 Stephen F. Austin	W, 5-0
2/15 Stephen F. Austin	W, 14-3
2/16 Stephen F. Austin	W, 9-0
2/22 Texas A&M	L, 1-3
2/23 Texas A&M	W, 13-8
2/23 Texas A&M	W, 5-0
2/26 Southeastern La.	W, 8-3
2/27 Southern	W, 8-1
3/1 vs. Miami (Fla.)*	W, 4-3
3/2 vs. Florida*	W, 6-5
3/3 vs. Florida State*	L, 0-8
3/4 Northwestern State	L, 3-7
3/5 Tulane	L, 6-7
3/6 New Orleans	W, 7-5
3/8 at Nevada-Las Vegas	W, 14-4
3/9 at Nevada-Las Vegas	L, 1-5
3/9 at Nevada-Las Vegas	W, 9-4
3/12 Notre Dame	L, 3-6
3/13 St. Louis	W, 6-4
3/17 Mississippi State	W, 4-2
3/17 Mississippi State	W, 6-5 (8)
3/19 at Southern	W, 5-2
3/20 at Tulane	L, 1-5
3/23 at Mississippi	W, 4-0
3/23 at Mississippi	W, 3-2
3/24 at Mississippi	W, 7-3
3/26 Louisiana College	W, 2-1
3/27 Jackson State	W, 14-4
3/30 at Auburn	W, 6-2
3/30 at Auburn	W, 8-3
3/31 at Auburn	W, 13-8
4/2 McNeese State	L, 3-6
4/3 Nicholls State	W, 6-5
4/6 Florida	W, 6-5 (10)
4/6 Florida	W, 5-3
4/7 Florida	W, 12-6
4/9 at Northwestern St.	W, 7-3
4/10 at Louisiana Tech	W, 13-6
4/13 at Tennessee	L, 3-5
4/13 at Tennessee	L, 5-6

4/14 at Tennessee	W, 11-4
4/16 Centenary	W, 15-2
4/17 at New Orleans	W, 5-2
4/20 at Kentucky	L, 7-17
4/20 at Kentucky	L, 7-11
4/21 at Kentucky	L, 3-7
4/24 Northeast La.	W, 12-3
4/25 Southeastern La.	L, 2-15
4/27 Alabama	W, 15-4
4/27 Alabama	L, 6-8
4/28 Alabama	W, 11-6
5/4 Vanderbilt	W, 21-5
5/4 Vanderbilt	W, 8-5
5/5 Vanderbilt	L, 6-11
5/11 at Georgia	W, 10-4
5/11 at Georgia	W, 5-0
5/12 at Georgia	W, 16-7
SEC TOURNAMENT - BATON ROUGE, LA.	
5/16 Kentucky	W, 8-7
5/18 Mississippi State	W, 8-2
5/18 Florida	L, 1-7
5/19 Mississippi State	W, 9-4
5/19 Florida	L, 4-8
NCAA SOUTH REGIONAL - BATON ROUGE, LA.	
5/24 Northwestern St.	W, 13-2
5/26 Oklahoma	W, 4-3
5/27 Texas A&M	W, 7-1
5/28 Southwestern La.	W, 8-5
COLLEGE WORLD SERIES - OMAHA, NEB.	
5/31 vs. Florida	W, 8-1
6/2 vs. Fresno State	W, 15-3
6/5 vs. Florida	W, 19-8
6/8 vs. Wichita State	W, 6-3
# ABCA Hall of Fame Tournament (Baton Rouge, La.)	
* Busch Challenge V (New Orleans, La.)	
1992 (50-16) • Coach Skip Bertman	
SEC Champions	
SEC Tournament Champions	
NCAA South I Regional Participants	
2/14 Nevada-Las Vegas	W, 3-1
2/15 Nevada-Las Vegas	W, 12-9
2/16 Nevada-Las Vegas	W, 8-3
2/19 Northwestern St.	W, 7-6 (11)
2/21 vs. Georgia Tech*	W, 3-2
2/22 vs. Georgia*	L, 1-9
2/23 vs. Ga. Southern*	W, 20-7
2/27 Southeastern La.	W, 6-2
2/28 Maine	L, 5-12
2/29 Maine	W, 8-5
3/1 Maine	W, 10-5
3/6 Stephen F. Austin	W, 21-1
3/7 Stephen F. Austin	W, 16-2
3/7 Stephen F. Austin	W, 12-2
3/10 Centenary	W, 22-3
3/11 at Tulane	W, 7-0
3/14 at Louisiana College	W, 23-2
3/17 George Washington	W, 22-9
3/18 George Washington	L, 5-8
3/21 at South Carolina	W, 4-1
3/21 at South Carolina	W, 3-1
3/22 at South Carolina	W, 5-0
3/24 at Central Florida	W, 5-2
3/28 Tennessee	W, 3-1
3/28 Tennessee	L, 2-9
3/29 Tennessee	W, 13-7
4/1 New Orleans	W, 14-7
4/2 Southern	W, 12-3
4/4 at Florida	L, 4-5
4/4 at Florida	W, 2-0

4/5 at Florida	W, 5-3
4/7 Northeast La.	W, 6-5 (10)
4/8 Tulane	L, 2-6
4/11 Mississippi	W, 10-3
4/11 Mississippi	W, 5-3
4/12 Mississippi	L, 3-5
4/14 McNeese State	W, 14-2
4/15 at New Orleans	L, 5-9
4/18 Arkansas	W, 12-2
4/18 Arkansas	W, 12-4
4/19 Arkansas	W, 8-4
4/21 at Southeastern La.	W, 14-4
4/22 at Nicholls State	L, 1-4
4/25 at Alabama	W, 10-0
4/25 at Alabama	W, 8-7
4/26 at Alabama	L, 5-7
4/28 Louisiana College	W, 7-3
4/30 at Northeast La.	W, 10-2
5/2 at Auburn	W, 2-1
5/2 at Auburn	L, 2-4
5/3 at Auburn	L, 3-4
5/5 Nicholls State	W, 15-8
5/6 Southwestern La.	L, 0-5
5/9 Mississippi State	W, 8-3
5/9 Mississippi State	W, 5-3
5/10 Mississippi State	W, 5-3
SEC TOURNAMENT - NEW ORLEANS, LA.	
5/13 vs. Vanderbilt	W, 7-2
5/14 vs. Arkansas	W, 8-1
5/15 vs. Florida	L, 1-3
5/16 vs. Georgia	W, 5-3
5/17 vs. South Carolina	W, 6-3
5/17 vs. Florida	W, 12-1
NCAA SOUTH I REGIONAL - BATON ROUGE, LA.	
5/21 Providence	W, 8-1
5/22 Ohio State	L, 0-5
5/23 Tulane	W, 7-3
5/23 Cal State Fullerton	L, 0-11
* Busch Challenge VI (New Orleans, La.)	
1993 (53-17-1) • Coach Skip Bertman	
SEC Champions	
SEC Western Division Tournament Champions	
NCAA South Regional Champions	
NCAA National Champions	
2/22 Northwestern State	W, 8-3
2/24 Centenary	W, 19-0
2/26 vs. Mississippi State *	L, 4-7
2/27 vs. Southern Miss *	W, 8-4
2/28 vs. Ole Miss *	L, 4-6
3/3 Lamar	L, 3-9
3/6 Central Florida	W, 12-0
3/7 Central Florida	W, 14-4
3/9 at Tulane	W, 14-7
3/10 Indiana State	W, 10-0
3/11 Indiana State	W, 8-1
3/13 Michigan	W, 6-2
3/14 Michigan	W, 9-8
3/17 Nicholls State	W, 7-5
3/19 New Mexico	W, 9-3
3/21 New Mexico	W, 14-1
3/21 New Mexico	W, 8-5
3/23 at Arkansas State	W, 9-0
3/24 at Arkansas State	L, 7-10
3/27 South Carolina	W, 10-3
3/27 South Carolina	W, 6-1
3/28 South Carolina	T, 9-9 (10)
3/29 Louisiana College	W, 10-3
3/30 Southern	W, 10-8
3/31 at New Orleans	W, 13-8
4/3 at Tennessee	L, 1-8

4/3 at Tennessee	W, 4-1
4/4 at Tennessee	L, 2-6
4/6 at Northwestern State	L, 5-6
4/10 Florida	L, 1-2
4/10 Florida	W, 11-3
4/11 Florida	W, 16-2
4/12 Southeastern La.	W, 8-7
4/13 McNeese State	W, 15-11
4/17 at Ole Miss	W, 8-0
4/17 at Ole Miss	W, 2-1
4/18 at Ole Miss	W, 6-5 (10)
4/19 Southeastern La.	W, 9-1
4/20 at Southern	W, 8-7
4/21 at McNeese State	L, 3-5
4/24 at Arkansas	W, 3-0
4/24 at Arkansas	W, 4-2 (8)
4/25 at Arkansas	W, 8-2
4/26 Tulane	W, 6-3
4/27 New Orleans	W, 12-9
4/28 Southwestern La.	L, 9-10
5/2 Alabama	L, 1-3
5/4 Centenary @	W, 18-3
5/8 Auburn	W, 21-2
5/8 Auburn	L, 8-9 (8)
5/9 Auburn	L, 2-9
5/12 Arkansas State	W, 9-1
5/13 Arkansas State	W, 14-4
5/15 at Mississippi State	L, 3-4
5/15 at Mississippi State	W, 3-2 (8)
5/16 at Mississippi State	W, 13-7
SEC DIVISION TOURNAMENT - BATON ROUGE, LA.	
5/20 Ole Miss	W, 6-1
5/21 Mississippi State	L, 3-5
5/22 Arkansas	W, 13-7
5/22 Auburn	W, 16-5
5/23 Mississippi State	W, 7-3
NCAA SOUTH REGIONAL - BATON ROUGE, LA.	
5/27 Western Carolina	W, 7-2
5/28 Kent State	L, 12-15
5/29 Baylor	W, 13-6
5/29 South Alabama	W, 11-4
5/30 South Alabama	W, 9-4
COLLEGE WORLD SERIES - OMAHA, NEB.	
6/4 vs. Long Beach State	W, 7-1
6/6 vs. Texas A&M	W, 13-8
6/9 vs. Long Beach State	L, 8-10
6/11 vs. Long Beach State	W, 6-5
6/12 vs. Wichita State	W, 8-0
* Winn-Dixie Showdown (New Orleans, La.)	
@ at Fair Grounds Field (Shreveport, La.)	
1994 (46-20) • Coach Skip Bertman	
SEC Western Division Champions	
SEC Western Division Tournament Champions	
NCAA South Regional Champions	
College World Series - 7th Place	
2/18 vs. Auburn *	L, 1-3
2/19 vs. South Alabama *	L, 3-5
2/20 vs. Alabama *	W, 3-0
2/22 Northwestern State	W, 11-5
2/26 at Houston	W, 8-5
2/27 at Houston	W, 7-2
3/3 at Tulane	L, 8-10
3/4 UAB	W, 11-5
3/5 UAB	W, 6-5
3/6 UAB	W, 17-6
3/8 Southeastern La.	W, 11-10
3/11 at Texas	W, 9-6
3/12 at Texas	L, 7-9

3/13 at Texas	L, 1-7
3/15 Louisiana College	L, 5-7
3/16 New Orleans	W, 4-3
3/18 Texas Christian	W, 13-6
3/19 Texas Christian	W, 15-10
3/20 Texas Christian	W, 16-8
3/22 Arkansas State	W, 16-1
3/23 Arkansas State	W, 8-2
3/25 Vanderbilt	W, 10-4
3/26 Vanderbilt	W, 16-7
3/27 Vanderbilt	W, 4-3
3/30 at Lamar	L, 3-4
4/1 at Georgia	W, 14-11
4/2 at Georgia	W, 7-3
4/3 at Georgia	W, 12-6
4/4 Southern	W, 11-2
4/5 Nicholls State	W, 12-4
4/6 at Southwestern La.	L, 8-11
4/8 at Kentucky	L, 6-9
4/9 at Kentucky	L, 3-13
4/12 McNeese State	L, 3-4
4/13 at New Orleans	W, 9-1
4/14 Tulane	L, 2-4
4/16 Ole Miss	W, 5-4
4/16 Ole Miss	W, 5-2
4/17 Ole Miss	W, 3-2
4/19 at Southeastern La.	W, 14-8
4/20 Centenary	W, 10-4
4/23 Arkansas	W, 11-3
4/23 Arkansas	W, 16-4
4/24 Arkansas	L, 5-6
4/26 at Nicholls State	L, 2-3 (13)
4/28 Southwestern La.	L, 8-9
4/29 at Alabama	W, 13-7
4/30 at Alabama	W, 10-6
5/1 at Alabama	L, 5-7
5/3 South Alabama	W, 8-4
5/6 at Auburn	W, 13-6 (10)
5/7 at Auburn	W, 4-3
5/8 at Auburn	W, 4-3
5/13 Mississippi State	W, 3-0
5/14 Mississippi State	L, 4-7
5/15 Mississippi State	L, 1-9

SEC DIVISION TOURNAMENT -**OXFORD, MISS.**

5/19 vs. Alabama	W, 3-2
5/20 vs. Arkansas	W, 6-4
5/21 vs. Auburn	W, 3-2
5/22 vs. Auburn	W, 5-4

NCAA SOUTH REGIONAL - BATON ROUGE, LA.

5/26 Southeastern La.	W, 10-6
5/27 Fresno State	W, 6-2
5/28 Southern California	W, 6-2
5/29 Southern California	W, 12-10

COLLEGE WORLD SERIES - OMAHA, NEB.

6/3 vs. Florida State	L, 3-6
6/5 vs. Cal State Fullerton	L, 6-20

* Winn-Dixie Showdown (New Orleans, La.)

1995 (47-18) • Coach Skip Bertman**NCAA South Regional Participants**

2/17 vs. Lamar *	W, 10-6
2/18 vs. Houston *	L, 3-4
2/19 vs. Texas A&M *	W, 7-6
2/21 Northwestern St.	W, 16-5
2/22 Centenary	W, 3-0
2/25 Houston	W, 14-3
2/26 Houston	W, 13-6
3/3 vs. Florida State #	W, 6-2
3/4 vs. Michigan #	W, 11-9
3/5 at Minnesota #	W, 14-2

3/8 Tulane	W, 1-0
3/9 Southern	W, 5-1
3/10 Maine	W, 6-1
3/11 Maine	W, 12-2
3/12 Maine	W, 9-2
3/15 New Orleans	W, 3-1
3/17 South Florida	W, 6-0
3/18 South Florida	L, 4-6
3/19 South Florida	L, 5-7
3/21 at Centenary	W, 7-4
3/22 at Northwestern St.	W, 8-7 (10)
3/24 at Vanderbilt	W, 9-1
3/25 at Vanderbilt	L, 4-6
3/26 at Vanderbilt	W, 14-3
3/27 Louisiana College	W, 5-1
3/31 Georgia	W, 8-2
4/1 Georgia	W, 11-5
4/2 Georgia	W, 7-4 (12)
4/5 at SW Louisiana	W, 9-3
4/7 Kentucky	W, 11-0
4/8 Kentucky	W, 16-7
4/9 Kentucky	W, 6-5
4/11 McNeese State	W, 10-1
4/12 at Tulane	W, 3-2
4/14 at Ole Miss	L, 0-6
4/15 at Ole Miss	W, 2-1
4/16 at Ole Miss	L, 2-6
4/18 at Southern	W, 14-9
4/19 Northeast Louisiana	W, 12-11
4/21 at Arkansas	W, 10-3
4/23 at Arkansas	W, 13-7
4/23 at Arkansas	L, 3-5
4/25 Loyola-New Orleans	W, 7-1
4/26 SW Louisiana	W, 12-2
4/27 at New Orleans	L, 2-4
4/28 Alabama	L, 0-4
4/29 Alabama	L, 6-7 (11)
4/30 Alabama	W, 8-6
5/1 SE Louisiana	W, 7-3
5/2 Nicholls State	W, 9-1
5/5 Auburn	L, 7-19
5/6 Auburn	W, 11-6
5/7 Auburn	L, 11-12
5/12 at Mississippi State	L, 3-6
5/13 at Mississippi State	L, 10-12
5/14 at Mississippi State	W, 6-4

SEC DIVISION TOURNAMENT -**STARKVILLE, MISS.**

5/18 vs. Alabama	L, 8-9
5/19 vs. Mississippi St.	W, 14-6
5/20 vs. Auburn	W, 7-5
5/21 vs. Arkansas	W, 7-6
5/21 vs. Alabama	L, 8-9

NCAA SOUTH REGIONAL - BATON ROUGE, LA.

5/25 Central Michigan	W, 5-3
5/26 Rice	L, 7-15
5/27 Central Michigan	W, 10-5
5/27 Rice	L, 9-16

* Winn-Dixie Showdown (New Orleans, La.)

Hormel Foods Classic (Minneapolis, Minn.)

1996 (52-15) • Coach Skip Bertman**SEC Champions****NCAA South II Regional Champions****NCAA National Champions**

2/16 Western Kentucky	W, 9-0
2/17 Western Kentucky	W, 18-0
2/18 Western Kentucky	W, 18-1
2/20 Centenary	W, 6-1
2/23 vs. Southern Miss *	W, 7-4
2/24 vs. Ole Miss *	W, 9-7

2/25 vs. Mississippi St. *	W, 8-4
2/27 Tulane	W, 10-0
3/1 Louisiana Tech	W, 6-1
3/2 Duquesne	W, 14-7
3/3 Duquesne	W, 9-5
3/6 Loyola-New Orleans	W, 22-2
3/9 at Vanderbilt	W, 15-0
3/10 at Vanderbilt	L, 2-3 (7)
3/10 at Vanderbilt	W, 14-4 (7)
3/12 Dayton	W, 15-2
3/13 Dayton	L, 6-7
3/15 Georgia	W, 14-4
3/16 Georgia	W, 12-5
3/17 Georgia	W, 23-5
3/19 New Orleans	W, 16-8
3/20 Northeast La.	W, 10-0
3/22 at Florida	L, 6-7 (16)
3/23 at Florida	L, 5-9
3/24 at Florida	L, 1-2
3/26 Southern	W, 19-0
3/27 McNeese State	W, 16-0
3/29 Tennessee	W, 9-2
3/30 Tennessee	W, 5-3
3/31 Tennessee	W, 9-1
4/1 at Tulane	W, 3-1
4/2 Northwestern State	L, 5-10
4/3 Northwestern State	L, 5-6
4/5 at South Carolina	W, 15-2
4/7 at South Carolina	L, 0-2 (7)
4/7 at South Carolina	W, 4-2 (7)
4/9 at Southeastern La.	W, 5-2
4/10 Nicholls State	W, 14-0
4/12 at Ole Miss	W, 6-5 (13)
4/13 at Ole Miss	W, 10-1
4/14 at Ole Miss	W, 9-2
4/16 Southeastern La.	W, 7-4
4/19 Arkansas	L, 2-3
4/20 Arkansas	W, 11-4
4/21 Arkansas	W, 9-4
4/23 at New Orleans	W, 8-4
4/24 Louisiana College	W, 20-0
4/26 Alabama	W, 8-6
4/27 Alabama	L, 4-17
4/28 Alabama	L, 5-12
5/3 at Auburn	W, 14-2
5/4 at Auburn	W, 6-0
5/5 at Auburn	L, 3-7
5/10 Mississippi St.	W, 8-7 (10)
5/11 Mississippi St.	W, 17-9
5/12 Mississippi St.	L, 10-11

SEC TOURNAMENT - HOOVER, ALA.

5/16 vs. Tennessee	W, 3-1
5/17 vs. Florida	L, 2-6
5/18 vs. Kentucky	L, 11-12

NCAA SOUTH II REGIONAL - BATON ROUGE, LA.

5/23 Austin Peay	W, 9-3
5/24 UNLV	W, 7-6
5/25 New Orleans	W, 17-4
5/26 Georgia Tech	W, 29-13

COLLEGE WORLD SERIES - OMAHA, NEB.

6/1 vs. Wichita State	W, 9-8
6/3 vs. Florida	W, 9-4
6/6 vs. Florida	W, 2-1
6/8 vs. Miami (Fla.)	W, 9-8

* Winn-Dixie Showdown (New Orleans, La.)

1997 (57-13) • Coach Skip Bertman**SEC Champions****NCAA South I Regional Champions****NCAA National Champions**

2/15 Baylor	W, 13-2
2/15 Baylor	W, 11-5
2/16 Baylor	W, 8-3
2/18 Centenary	W, 9-2
2/19 Southern	W, 16-2
2/21 vs. North Carolina *	W, 11-4
2/22 vs. N.C. State *	W, 3-2
2/23 vs. Duke *	W, 9-8
2/28 VCU	W, 15-2
3/1 VCU	W, 22-0
3/2 VCU	W, 6-4 (7)
3/4 Tulane	W, 8-5
3/5 Southern	W, 12-1
3/7 Vanderbilt	W, 19-5
3/8 Vanderbilt	W, 8-7
3/9 Vanderbilt	W, 7-3
3/11 Louisiana Tech	W, 8-2
3/12 Louisiana College	W, 14-7
3/14 at Georgia	W, 6-5 (10)
3/15 at Georgia	L, 9-11
3/16 at Georgia	W, 7-3
3/18 at New Orleans	L, 4-6
3/21 Florida	W, 11-3
3/22 Florida	W, 13-10
3/23 Florida	W, 9-5
3/25 at Louisiana Tech	W, 13-1
3/26 at Northeast La.	L, 2-6
3/28 at Tennessee	W, 12-3
3/29 at Tennessee	W, 7-2
3/30 at Tennessee	W, 8-6 (11)
4/1 Nicholls State	W, 13-5
4/2 McNeese State	W, 9-6
4/4 South Carolina	W, 9-8
4/5 South Carolina	L, 7-8
4/6 South Carolina	W, 11-10 (7)
4/8 at Tulane	W, 12-2
4/9 Northeast La.	W, 12-4
4/12 at Miss. State	L, 6-9
4/12 at Miss. State	W, 20-12
4/13 at Miss. State	L, 1-4
4/15 SW Louisiana	L, 8-10
4/16 Southeastern La.	W, 11-4
4/18 Ole Miss	W, 7-1
4/19 Ole Miss	W, 6-4
4/20 Ole Miss	W, 11-4
4/22 New Orleans	L, 8-11
4/23 Northwestern St.	W, 11-5
4/25 Auburn	W, 7-1
4/26 Auburn	W, 8-0
4/29 Southern	W, 11-1
5/2 at Arkansas	W, 13-8
5/3 at Arkansas	W, 11-5
5/4 at Arkansas	L, 1-16
5/9 at Alabama	L, 4-6
5/10 at Alabama	L, 2-28
5/11 at Alabama	W, 6-4

SEC TOURNAMENT - COLUMBUS, GA.

5/15 vs. Auburn	W, 5-2
5/16 vs. Tennessee	W, 12-5
5/17 vs. Alabama	W, 12-7
5/18 vs. Alabama	L, 2-12

NCAA SOUTH I REGIONAL - BATON ROUGE, LA.

5/22 UNC-Greensboro	W, 14-0
5/23 Oklahoma	W, 14-3
5/24 South Alabama	L, 5-11
5/25 Long Beach St.	W, 14-7 (11)
5/26 South Alabama	W, 14-4
5/26 South Alabama	W, 15-4

COLLEGE WORLD SERIES - OMAHA, NEB.

5/30 vs. Rice	W, 5-4
6/1 vs. Stanford	W, 10-5
6/4 vs. Stanford	W, 13-9
6/7 vs. Alabama	W, 13-6

* Winn-Dixie Showdown (New Orleans, La.)

**1998 (48-19) • Coach Skip Bertman
SEC Western Division Champions
NCAA South II Regional Champions
College World Series - 3rd Place**

2/13 SW Louisiana	W, 11-7
2/14 SW Louisiana	W, 15-0
2/17 LSU-Shreveport	W, 16-5
2/18 SW Louisiana	L, 4-7
2/20 at Texas	L, 1-5
2/21 at Texas	W, 12-9
2/22 at Texas	L, 5-7 (8)
2/24 Northeast La.	W, 9-8 (12)
2/25 Louisiana College	W, 7-2
2/27 vs. Mississippi St. *	L, 3-11
2/28 vs. Arkansas *	L, 5-6 (10)
3/1 vs. Southern Miss *	W, 16-4 (8)
3/3 Tulane	W, 10-9
3/4 Southern	W, 26-0
3/6 Georgia	W, 4-1
3/7 Georgia	W, 14-1 (7)
3/8 Georgia	W, 14-9
3/10 Louisiana Tech	W, 8-1
3/11 McNeese State	W, 4-3
3/13 at Auburn	W, 11-8 (12)
3/14 at Auburn	L, 7-14
3/15 at Auburn	L, 8-15
3/17 New Orleans	W, 4-2
3/18 Southeastern La.	W, 13-2
3/20 Arkansas	W, 9-5
3/21 Arkansas	W, 6-3
3/22 Arkansas	W, 27-6 (7)
3/24 Northwestern State	W, 6-3
3/25 at McNeese State	W, 13-5
3/27 at Kentucky	W, 7-3
3/28 at Kentucky	W, 7-2
3/29 at Kentucky	W, 11-6
3/31 Nicholls State	W, 4-0
4/1 Nicholls State	W, 9-2
4/3 Mississippi State	W, 8-5
4/4 Mississippi State	L, 3-8
4/5 Mississippi State	W, 11-5
4/7 vs. Tulane #	L, 8-10
4/10 at Vanderbilt	W, 5-3
4/11 at Vanderbilt	W, 6-4
4/12 at Vanderbilt	L, 7-8
4/14 Loyola-New Orleans	W, 9-5
4/15 at Southeastern La.	W, 9-3
4/17 Alabama	W, 6-5
4/19 Alabama	W, 7-3 (7)
4/19 Alabama	L, 2-4 (7)
4/22 vs. New Orleans #	W, 9-5
4/24 at Florida	W, 13-5
4/25 at Florida	L, 3-4
4/26 at Florida	L, 1-3
5/1 Tennessee	W, 4-3
5/2 Tennessee	W, 15-12
5/3 Tennessee	W, 8-7
5/8 at Mississippi	W, 11-4
5/9 at Mississippi	L, 0-9
5/10 at Mississippi	L, 8-10
SEC TOURNAMENT - HOOVER, ALA.	
5/13 vs. Arkansas	L, 4-8
5/14 vs. South Carolina	W, 6-0
5/15 vs. Mississippi State	L, 5-7

NCAA SOUTH II REGIONAL - BATON ROUGE, LA.

5/21 Nicholls State	W, 18-4
5/22 SW Louisiana	W, 15-6
5/23 Cal State Fullerton	W, 13-11
5/24 Cal State Fullerton	W, 14-3
COLLEGE WORLD SERIES - OMAHA, NEB.	
5/30 vs. Southern Cal	W, 12-10
6/1 vs. Mississippi State	W, 10-8
6/4 vs. Southern Cal	L, 4-5
6/5 vs. Southern Cal	L, 3-7

* Winn-Dixie Showdown (New Orleans, La.)
at Zephyr Field (Metairie, La.)

**1999 (41-24-1) • Coach Skip Bertman
NCAA Regional Champions
NCAA Super Regional Participants**

2/12 Texas	W, 7-5
2/13 Texas	L, 4-16
2/14 Texas	L, 4-10
2/19 vs. Southern Miss *	W, 8-2
2/20 vs. SW Louisiana *	W, 13-6
2/21 vs. Mississippi *	W, 5-1
2/23 Southeastern La.	W, 17-7
2/26 Centenary	W, 21-1
2/27 Central Florida	W, 18-4
2/28 Central Florida	W, 5-2
3/2 Northwestern State	L, 6-12
3/3 Southern	W, 18-1
3/5 Ohio	W, 26-5
3/6 Ohio	W, 14-1
3/7 Ohio	W, 20-6
3/9 at SW Louisiana	W, 12-8 (10)
3/12 Florida	W, 8-3
3/14 Florida	L, 4-6 (7)
3/14 Florida	W, 7-5 (8)
3/16 SW Louisiana	L, 3-11
3/17 Nicholls State	W, 12-4
3/19 at Arkansas	L, 4-11
3/20 at Arkansas	W, 10-4
3/21 at Arkansas	L, 6-7
3/23 vs. Southern #	W, 7-6 (11)
3/24 Tulane	L, 3-5
3/26 Mississippi	L, 2-4
3/27 Mississippi	W, 8-6
3/28 Mississippi	W, 10-4
3/31 Northeast La.	L, 3-4
4/2 at Tennessee	W, 8-4
4/3 at Tennessee	L, 7-8
4/4 at Tennessee	L, 3-4
4/6 New Orleans	W, 6-3
4/9 Vanderbilt	L, 2-11
4/10 Vanderbilt	W, 10-2
4/11 Vanderbilt	W, 9-2
4/14 vs. Tulane #	L, 10-15
4/16 at Alabama	L, 3-10
4/17 at Alabama	W, 9-8
4/18 at Alabama	L, 4-9
4/20 vs. New Orleans #	W, 13-7
4/21 McNeese State	W, 7-2
4/23 at Mississippi State	W, 10-8
4/24 at Mississippi State	L, 1-7
4/25 at Mississippi State	W, 3-2
4/30 Auburn	W, 9-5
5/1 Auburn	W, 8-5
5/2 Auburn	W, 11-2
5/7 at Georgia	W, 4-3
5/8 at Georgia	W, 18-13
5/9 at Georgia	T, 11-11
5/11 at Northeast La.	L, 5-6
5/14 Kentucky	W, 7-2
5/15 Kentucky	L, 8-13

5/16 Kentucky W, 6-4

SEC TOURNAMENT - HOOVER, ALA.

5/19 vs. Auburn	L, 2-6
5/20 vs. Kentucky	W, 10-0
5/21 vs. Arkansas	L, 8-9

NCAA REGIONAL - BATON ROUGE, LA.

5/28 Northeast La.	W, 11-4
5/29 East Carolina	L, 10-11
5/29 Southern	W, 6-3
5/30 East Carolina	W, 12-10
5/31 East Carolina	W, 9-0

NCAA SUPER REGIONAL - TUSCALOOSA, ALA.

6/4 at Alabama	L, 6-13
6/5 at Alabama	L, 5-13

* Winn-Dixie Showdown (New Orleans, La.)
at Zephyr Field (Metairie, La.)

**2000 (52-17) • Coach Skip Bertman
SEC Western Division Champions
SEC Tournament Champions
NCAA Regional Champions
NCAA Super Regional Champions
NCAA National Champions**

2/12 Virginia	W, 8-0
2/12 Virginia	W, 13-2
2/13 Virginia	W, 13-4
2/15 Southeastern La.	W, 11-0
2/18 Arizona State	W, 8-4
2/19 Arizona State	W, 6-5
2/20 Arizona State	L, 2-6
2/22 McNeese State	L, 8-9 (11)
2/25 Houston	L, 2-10
2/26 Houston	L, 7-11
2/27 Houston	L, 2-10
2/29 Nicholls State	W, 8-2
3/1 Tulane	W, 12-5
3/3 at Central Florida	L, 13-14
3/4 at Central Florida	W, 11-4
3/5 at Central Florida	W, 4-1
3/7 Southern	W, 7-3
3/10 Georgia	L, 3-7
3/11 Georgia	L, 8-10 (11)
3/12 Georgia	W, 13-3
3/14 at Southeastern La.	W, 11-4
3/17 at Vanderbilt	W, 6-0
3/18 at Vanderbilt	W, 17-4
3/22 New Orleans	W, 17-2
3/24 South Carolina	W, 8-6
3/25 South Carolina	W, 7-6
3/26 South Carolina	L, 7-9
3/28 Centenary @	W, 6-3
3/31 at Auburn	W, 18-11
4/1 at Auburn	L, 1-7
4/2 at Auburn	W, 12-10
4/4 vs. New Orleans #	W, 10-2
4/5 Southern	W, 10-5
4/7 Arkansas	W, 12-3
4/8 Arkansas	W, 12-5
4/9 Arkansas	W, 17-11
4/11 UL-Lafayette	W, 8-2
4/15 at Florida	W, 10-4
4/15 at Florida	W, 9-6
4/16 at Florida	L, 5-7
4/18 UL-Monroe	W, 12-5
4/19 vs. Tulane #	W, 21-6
4/21 Miss. State	L, 13-15
4/22 Miss. State	W, 18-15
4/23 Miss. State	L, 3-10
4/25 Northwestern State	W, 13-0
4/28 at Ole Miss	W, 12-6
4/29 at Ole Miss	L, 4-6

4/30 at Ole Miss	W, 9-2
5/2 at McNeese State	L, 3-4 (11)
5/5 at Kentucky	W, 9-0
5/6 at Kentucky	W, 6-3
5/7 at Kentucky	L, 4-7
5/12 Alabama	W, 11-4
5/13 Alabama	W, 6-4
5/14 Alabama	L, 0-14

SEC TOURNAMENT - HOOVER, ALA.

5/17 vs. Georgia	W, 11-3
5/18 vs. Alabama	W, 18-12
5/20 vs. Alabama	W, 6-5
5/21 vs. Florida	W, 9-6

NCAA REGIONAL - BATON ROUGE, LA.

5/26 Jackson State	W, 19-1
5/27 UL-Monroe	W, 21-0
5/28 UL-Monroe	W, 5-3

NCAA SUPER REGIONAL - BATON ROUGE, LA.

6/2 UCLA	W, 8-2
6/3 UCLA	W, 14-8
COLLEGE WORLD SERIES - OMAHA, NEB.	
6/10 vs. Texas	W, 13-5
6/12 vs. Southern Cal	W, 10-4
6/15 vs. Florida State	W, 6-3
6/17 vs. Stanford	W, 6-5

at Zephyr Field (Metairie, La.)
@ at Fair Grounds Field (Shreveport, La.)

**2001 (44-22-1) • Coach Skip Bertman
SEC Western Division Champions
NCAA Regional Champions
NCAA Super Regional Participants**

2/10 Kansas State	L, 8-9
2/10 Kansas State	W, 4-0
2/11 Kansas State	W, 14-8
2/14 UL-Monroe	L, 6-7 (11)
2/17 Houston	W, 9-4
2/17 Houston	W, 4-1
2/18 Houston	W, 14-6
2/20 McNeese State	W, 7-3
2/23 Duquesne	W, 13-9
2/24 Duquesne	W, 24-5
2/25 Duquesne	W, 12-2
2/27 Nicholls State	W, 16-4
3/2 at Arizona State	W, 12-11
3/3 at Arizona State	W, 15-7
3/4 at Arizona State	T, 5-5 (8)
3/6 Southern	L, 6-11
3/7 Tulane	L, 3-13
3/9 at Georgia	L, 7-8 (11)
3/10 at Georgia	W, 5-3 (11)
3/11 at Georgia	L, 3-4 (11)
3/13 Southern	W, 13-6
3/16 Florida	W, 18-10
3/17 Florida	W, 4-3
3/18 Florida	W, 10-7
3/23 at Mississippi State	W, 9-1
3/24 at Mississippi State	W, 7-1
3/25 at Mississippi State	L, 0-13
3/30 Kentucky	W, 6-2
3/31 Kentucky	W, 9-5
4/1 Kentucky	L, 5-9
4/3 New Orleans	W, 7-2
4/6 at South Carolina	W, 5-3
4/7 at South Carolina	W, 12-5
4/8 at South Carolina	L, 2-4
4/10 UL-Lafayette #	W, 12-7
4/11 Tulane #	L, 6-7
4/13 Ole Miss	W, 15-2
4/14 Ole Miss	L, 10-23

4/15 Ole Miss	W, 6-3
4/17 Northwestern State	W, 9-7
4/18 at Northwestern St.	L, 8-10
4/20 Vanderbilt	L, 5-7
4/21 Vanderbilt	W, 7-2
4/22 Vanderbilt	W, 18-2 (8)
4/24 Southeastern La.	W, 7-4
4/26 at UL-Monroe	W, 16-4 (8)
4/27 at Alabama	W, 4-2
4/28 at Alabama	W, 8-7
4/29 at Alabama	W, 8-3
5/1 New Orleans #	W, 12-1 (7)
5/4 at Arkansas	L, 1-8
5/5 at Arkansas	L, 4-5
5/6 at Arkansas	L, 3-4
5/11 Auburn	W, 20-5
5/12 Auburn	L, 5-7
5/13 Auburn	L, 7-9

SEC TOURNAMENT - HOOVER, ALA.

5/16 Florida	W, 10-0 (7)
5/17 Ole Miss	W, 13-2 (7)
5/19 Ole Miss	W, 12-6

5/20 Mississippi State	L, 1-4
------------------------	--------

NCAA REGIONAL - BATON ROUGE, LA.

5/25 Minnesota	W, 10-9
5/26 VCU	W, 13-9
5/27 VCU	L, 7-10
5/27 VCU	W, 14-9

NCAA SUPER REGIONAL - METAIRIE, LA.

6/1 at Tulane	W, 4-3 (13)
6/2 at Tulane	L, 4-9
6/3 at Tulane	L, 1-7

at Zephyr Field (Metairie, La.)

2002 (44-22) • Coach Smoke Laval**NCAA Regional Champions****NCAA Super Regional Participants**

2/8 Birmingham-Southern	W, 10-9
2/9 Birmingham-Southern	W, 6-5 (13)
2/10 Birmingham-Southern	W, 11-7
2/12 Southeastern La.	L, 3-4
2/15 Mercer	W, 7-4
2/16 Mercer	W, 9-6
2/17 Mercer	W, 17-1
2/20 Centenary @	W, 7-6
2/22 at Houston	L, 3-11
2/23 at Houston	W, 8-4
2/24 at Houston	L, 11-12
3/2 Long Beach State	L, 3-8
3/2 Long Beach State	W, 10-2
3/3 Long Beach State	W, 5-4 (11)
3/5 Tulane	L, 5-6
3/8 UL-Monroe	W, 4-3
3/9 UL-Monroe	W, 7-1
3/10 UL-Monroe	W, 8-7
3/12 UL-Lafayette	L, 1-2
3/15 Vanderbilt	W, 6-0
3/16 Vanderbilt	L, 2-9
3/17 Vanderbilt	L, 7-8
3/19 at UL-Lafayette	L, 0-7
3/22 at Ole Miss	L, 3-9
3/23 at Ole Miss	W, 6-5
3/24 at Ole Miss	L, 7-10
3/26 at Southeastern La.	W, 9-7
3/29 Mississippi State	L, 4-15
3/30 Mississippi State	W, 7-3
4/2 New Orleans	W, 8-1
4/5 at Auburn	W, 9-4
4/6 at Auburn	L, 3-11
4/7 at Auburn	W, 9-5
4/10 Tulane \$	W, 9-5

4/12 Georgia	W, 8-2
4/13 Georgia	W, 14-4
4/14 Georgia	W, 13-4
4/16 Southern	W, 13-2
4/19 at South Carolina	W, 9-8
4/20 at South Carolina	L, 2-4
4/21 at South Carolina	L, 3-4
4/23 at UL-Monroe	W, 10-3
4/26 Arkansas	W, 3-0
4/27 Arkansas	W, 8-0
4/28 Arkansas	W, 13-5
4/30 New Orleans #	W, 13-0
5/4 at Tennessee	L, 1-2
5/4 at Tennessee	W, 16-4
5/5 at Tennessee	W, 6-2
5/10 at Florida	W, 5-4 (10)
5/11 at Florida	L, 3-6
5/12 at Florida	W, 8-5
5/18 Alabama	W, 3-0
5/18 Alabama	W, 6-5
5/19 Alabama	W, 5-1

SEC TOURNAMENT - HOOVER, ALA.

5/22 Auburn	W, 2-1
5/23 South Carolina	W, 8-3
5/25 South Carolina	L, 8-10
5/25 South Carolina	L, 4-5

NCAA REGIONAL - BATON ROUGE, LA.

5/31 Southern	W, 5-4
6/1 UL-Lafayette	L, 0-5
6/1 Tulane	W, 4-2
6/2 UL-Lafayette	W, 12-2
6/2 UL-Lafayette	W, 12-2

NCAA SUPER REGIONAL - HOUSTON, TEXAS

6/7 at Rice	L, 0-6
6/8 at Rice	L, 0-3

@ at Fair Grounds Field (Shreveport, La.)

\$ at Louisiana Superdome (New Orleans)

at Zephyr Field (Metairie, La.)

2003 (45-22-1) • Coach Smoke Laval**SEC Champions****NCAA Regional Champions****NCAA Super Regional Champions****College World Series - 7th place**

2/7 Northwestern State	W, 2-1
2/8 Northwestern State	W, 10-5
2/9 Northwestern State	W, 5-3
2/11 Centenary @	W, 15-0
2/14 Kansas	L, 6-9 (10)
2/16 Kansas	L, 4-6
2/16 Kansas	L, 7-9 (7)
2/18 UL-Monroe	W, 9-4
2/22 Houston	L, 2-7
2/23 Houston	W, 5-2
2/28 at Long Beach State	L, 1-12
3/1 at Long Beach State	L, 1-5
3/2 at Long Beach State	W, 7-2
3/5 Southeastern La.	W, 4-2
3/7 Winthrop	W, 10-2
3/8 Winthrop	W, 11-1
3/9 Winthrop	W, 3-2
3/11 Tulane #	L, 4-5 (11)
3/14 Florida	W, 9-0
3/15 Florida	W, 3-2
3/16 Florida	T, 8-8
3/21 at Georgia	W, 12-5
3/22 at Georgia	W, 13-6
3/23 at Georgia	W, 3-2
3/25 New Orleans #	L, 4-5
3/28 at Alabama	L, 2-4
3/29 at Alabama	W, 10-6

3/30 at Alabama	W, 11-10
4/2 Nicholls State	W, 6-2
4/4 South Carolina	W, 5-1
4/5 South Carolina	L, 5-8
4/6 South Carolina	W, 12-4
4/9 at Northwestern St.	W, 6-4
4/11 Ole Miss	L, 2-7
4/12 Ole Miss	W, 14-6
4/13 Ole Miss	W, 13-5
4/15 Tulane	W, 8-0
4/18 at Vanderbilt	L, 2-4
4/19 at Vanderbilt	L, 4-5 (10)
4/20 at Vanderbilt	W, 9-2
4/23 Southeastern La.	W, 14-8
4/25 Tennessee	W, 17-4
4/26 Tennessee	W, 10-6
4/27 Tennessee	W, 15-4
4/29 Tulane \$	L, 5-9
4/30 New Orleans	W, 7-2
5/2 at Mississippi State	L, 2-4
5/3 at Mississippi State	L, 0-5
5/4 at Mississippi State	W, 6-1
5/6 Loyola-N.O.	W, 21-6 (8)
5/9 Auburn	W, 6-5
5/10 Auburn	W, 20-3
5/11 Auburn	L, 8-14
5/16 at Arkansas	W, 11-3
5/17 at Arkansas	L, 5-6 (10)
5/18 at Arkansas	W, 6-2

SEC TOURNAMENT - HOOVER, ALA.

5/22 Arkansas	W, 5-4
5/23 Mississippi State	W, 7-2
5/24 Mississippi State	W, 17-5 (7)
5/25 Alabama	L, 3-10

NCAA REGIONAL - BATON ROUGE, LA.

5/30 Northeastern	W, 11-8
5/31 Tulane	W, 13-5
6/1 UNC-Wilmington	W, 9-8 (11)

NCAA SUPER REGIONAL - BATON ROUGE, LA.

6/6 Baylor	L, 1-4
6/7 Baylor	W, 6-5
6/8 Baylor	W, 20-5

COLLEGE WORLD SERIES - OMAHA, NEB.

6/13 Cal State Fullerton	L, 2-8
6/15 South Carolina	L, 10-11

@ at Fair Grounds Field (Shreveport, La.)

at Zephyr Field (Metairie, La.)

\$ at Louisiana Superdome (New Orleans)

2004 (46-19) • Coach Smoke Laval**NCAA Regional Champions****NCAA Super Regional Champions****College World Series - 7th place**

2/13 at UCF	W, 4-3 (10)
2/14 at UCF	W, 17-4
2/15 at UCF	L, 5-6 (10)
2/17 UL-Monroe	W, 7-1
2/20 Jacksonville State	W, 6-1
2/21 Jacksonville State	W, 14-2
2/22 Jacksonville State	W, 19-1 (7)
2/27 Texas State	W, 10-1
2/28 Texas State	W, 2-1
2/29 Texas State	W, 13-2
3/2 Tulane #	W, 6-0
3/5 Houston	W, 9-3
3/6 Houston	L, 5-10
3/7 Houston	W, 8-2
3/9 at UL-Monroe	W, 6-1
3/12 Southeastern La.	W, 7-1
3/13 Southeastern La.	W, 5-1
3/16 New Orleans	W, 14-0 (7)

3/19 at South Carolina	W, 6-3 (11)
3/20 at South Carolina	L, 5-12
3/21 at South Carolina	W, 12-7
3/23 Centenary @	W, 9-3
3/26 Mississippi State	L, 3-7
3/27 Mississippi State	W, 11-6
3/28 Mississippi State	W, 14-3
3/30 at New Orleans	W, 12-5
4/2 at Auburn	L, 6-7 (10)
4/3 at Auburn	W, 5-3
4/4 at Auburn	W, 3-2
4/6 Tulane	L, 0-1
4/9 Arkansas	L, 8-11
4/10 Arkansas	L, 10-11 (10)
4/11 Arkansas	L, 5-7
4/13 Nicholls State	W, 9-3
4/14 Southeastern La. #	W, 9-3
4/16 Georgia	W, 6-5 (10)
4/17 Georgia	W, 10-2
4/18 Georgia	L, 4-12
4/20 at Southern	W, 21-10
4/23 at Tennessee	L, 6-8
4/24 at Tennessee	W, 11-5
4/25 at Tennessee	W, 11-1
4/27 Tulane \$	W, 9-5
5/1 Alabama	L, 2-8
5/2 Alabama	W, 2-1 (8)
5/2 Alabama	W, 9-2 (7)
5/7 at Kentucky	L, 3-10
5/8 at Kentucky	W, 11-8
5/9 at Kentucky	W, 15-4
5/15 Vanderbilt	W, 3-2 (10)
5/15 Vanderbilt	W, 7-6 (11)
5/16 Vanderbilt	L, 0-8
5/19 Southeastern La.	W, 16-2 (8)
5/21 at Ole Miss	L, 6-7
5/22 at Ole Miss	W, 11-4
5/23 at Ole Miss	W, 14-6

SEC TOURNAMENT - HOOVER, ALA.

5/26 Florida	L, 4-5 (10)
5/27 Georgia	L, 0-1

NCAA REGIONAL - BATON ROUGE, LA.

6/4 Army	W, 9-0
6/5 Southern Mississippi	W, 6-2
6/6 College of Charleston	W, 11-3

NCAA SUPER REGIONAL - BATON ROUGE, LA.

6/12 Texas A&M	W, 11-8
6/13 Texas A&M	W, 4-0

COLLEGE WORLD SERIES - OMAHA, NEB.

6/19 Miami (Fla.)	L, 5-9
6/21 South Carolina	L, 4-15

at Zephyr Field (Metairie, La.)

@ at Fair Grounds Field (Shreveport, La.)

\$ at Louisiana Superdome (New Orleans)

2005 (40-22) • Coach Smoke Laval**SEC Western Division Champions****NCAA Regional Participants**

2/11 Nicholls State	W, 12-1
2/12 Nicholls State	W, 19-2
2/14 Nicholls State	W, 6-3
2/15 UL-Monroe	W, 9-6
2/18 Arkansas-Little Rock	W, 4-2
2/19 Arkansas-Little Rock	W, 11-8
2/20 Arkansas-Little Rock	W, 15-9
2/25 at Houston	L, 1-2
2/27 at Houston	W, 11-5
2/27 at Houston	W, 8-1
3/2 Centenary @	L, 1-6
3/4 Alabama-Birmingham	W, 12-6
3/5 Alabama-Birmingham	W, 7-3
3/6 Alabama-Birmingham	L, 3-4

3/8 Tulane	L, 2-6
3/11 Arizona State	W, 6-5
3/12 Western Illinois	W, 10-8
3/13 Arizona State	W, 20-3
3/18 at Georgia	W, 8-2
3/19 at Georgia	W, 5-3
3/20 at Georgia	W, 6-4
3/23 Southeastern La. #	W, 4-2
3/25 Auburn	L, 4-6
3/26 Auburn	W, 6-3
3/27 Auburn	L, 5-7
3/29 New Orleans	W, 18-10
4/1 at Alabama	L, 0-4
4/2 at Alabama	W, 11-2
4/3 at Alabama	L, 4-5 (13)
4/5 at Nicholls State	W, 3-2
4/6 Rice #	W, 8-2
4/8 South Carolina	L, 1-3
4/9 South Carolina	L, 1-5
4/10 South Carolina	L, 5-7
4/12 Northwestern State	W, 19-2
4/15 Ole Miss	L, 8-14
4/16 Ole Miss	W, 7-6
4/17 Ole Miss	W, 5-1
4/19 Tulane #	L, 8-11
4/22 at Arkansas	W, 10-7
4/23 at Arkansas	W, 7-0
4/24 at Arkansas	W, 6-0
4/30 at Vanderbilt	L, 4-9
4/30 at Vanderbilt	W, 9-3
5/1 at Vanderbilt	W, 3-0
5/3 Southern	L, 5-9
5/6 Kentucky	W, 6-5
5/7 Kentucky	L, 1-7
5/8 Kentucky	W, 8-3
5/13 Tennessee	L, 2-9
5/14 Tennessee	W, 9-3
5/15 Tennessee	W, 14-4
5/18 at New Orleans	W, 7-5 (13)
5/20 at Mississippi State	W, 7-5
5/21 at Mississippi State	L, 3-5
5/22 at Mississippi State	W, 3-2
SEC TOURNAMENT - HOOVER, ALA.	
5/25 Mississippi State	L, 2-9
5/26 Tennessee	L, 1-5
NCAA REGIONAL - BATON ROUGE, LA.	
6/3 Marist	W, 14-5
6/4 Rice	L, 7-9
6/6 Northwestern State	W, 12-4
6/6 Rice	L, 4-5
# at Zephyr Field (Metairie, La.)	
@ at Fair Grounds Field (Shreveport, La.)	
2006 (35-24) • Coach Smoke Laval	
2/10 North Florida	W, 11-1
2/11 North Florida	W, 4-0
2/12 North Florida	L, 3-4 (10)
2/14 Centenary	W, 15-3
2/17 Tennessee Tech	W, 9-6
2/18 Tennessee Tech	W, 7-2
2/19 Tennessee Tech	W, 8-3
2/21 Southeastern La.	W, 7-3
2/24 Temple	W, 4-1
2/26 Temple	W, 9-0
2/26 Temple	W, 14-4
3/1 Louisiana-Monroe	W, 8-5
3/3 Houston	L, 3-5
3/4 Houston	W, 7-0
3/5 Houston	W, 5-3
3/7 Tulane	W, 4-3
3/10 Stetson	W, 5-1
3/11 Stetson	W, 11-7

3/12 Stetson	L, 8-9
3/17 at Kentucky	L, 2-8
3/18 at Kentucky	L, 3-6
3/19 at Kentucky	W, 5-2
3/22 Southeastern La. #	W, 5-4
3/24 Mississippi State	L, 1-11
3/25 Mississippi State	W, 8-6
3/26 Mississippi State	L, 6-7 (10)
3/28 at New Orleans	W, 6-5 (11)
3/31 South Carolina	L, 2-12
4/1 South Carolina	L, 4-18
4/2 South Carolina	L, 1-2
4/4 Southern	W, 3-2
4/7 at Tennessee	W, 12-2
4/8 at Tennessee	L, 0-9
4/9 at Tennessee	W, 6-2
4/11 Northwestern St.	W, 12-0
4/14 Alabama	W, 7-6
4/15 Alabama	W, 8-6
4/16 Alabama	L, 6-17
4/18 Tulane #	L, 5-12
4/22 at Ole Miss	L, 5-10
4/22 at Ole Miss	L, 3-11
4/23 at Ole Miss	L, 8-11
4/26 New Orleans	W, 7-2
4/28 Arkansas	W, 7-6
4/29 Arkansas	L, 2-4
4/30 Arkansas	W, 7-5
5/5 at Auburn	W, 4-3
5/6 at Auburn	W, 5-3
5/7 at Auburn	W, 8-2
5/12 Vanderbilt	W, 4-3
5/13 Vanderbilt	L, 4-19
5/14 Vanderbilt	L, 4-8
5/16 Rice #	L, 3-6
5/18 at Florida	W, 7-3
5/19 at Florida	L, 7-8 (10)
5/20 at Florida	L, 5-10
SEC TOURNAMENT - HOOVER, ALA.	
5/24 Alabama	W, 4-3
5/25 Ole Miss	L, 1-12
5/26 Alabama	L, 3-8
# at Zephyr Field (Metairie, La.)	
2007 (29-26-1) • Coach Paul Mainieri	
2/9 Saint Mary's	W, 4-3
2/10 Saint Mary's	W, 7-6
2/11 Saint Mary's	W, 6-2
2/16 at Stetson	L, 1-8
2/17 at Stetson	L, 1-14
2/18 at Stetson	W, 8-4
2/21 Northwestern State	W, 6-2
2/23 Central Florida	W, 4-1
2/24 Central Florida	W, 13-6
2/25 Central Florida	L, 4-5
2/27 Tulane	L, 3-8
3/2 Lipscomb	L, 6-7
3/3 Lipscomb	L, 7-10
3/4 Lipscomb	W, 8-4
3/6 Centenary @	W, 2-1
3/9 Southern Miss	W, 2-1
3/10 Southern Miss	W, 15-8
3/11 Southern Miss	L, 3-5
3/13 McNeese State	W, 6-3
3/16 at South Carolina	L, 0-5
3/17 at South Carolina	W, 6-5
3/18 at South Carolina	L, 5-9
3/21 Southeastern La.	W, 5-3
3/23 Kentucky	L, 2-16
3/24 Kentucky	L, 5-6
3/25 Kentucky	T, 9-9 (8)

3/27 New Orleans	W, 6-3
3/30 at Alabama	W, 5-4
3/31 at Alabama	L, 2-5
4/1 at Alabama	W, 7-3
4/3 Tulane #	L, 9-16
4/6 Auburn	L, 1-6
4/7 Auburn	L, 0-7
4/8 Auburn	W, 10-1
4/11 Mississippi Valley St.	W, 4-1
4/13 Ole Miss	W, 4-3
4/14 Ole Miss	W, 8-2
4/15 Ole Miss	L, 5-16
4/18 New Orleans #	L, 4-5
4/20 at Mississippi State	L, 3-12
4/21 at Mississippi State	W, 6-5
4/22 at Mississippi State	W, 3-1
4/27 Tennessee	L, 1-7
4/28 Tennessee	W, 4-2
4/29 Tennessee	L, 9-10 (10)
5/1 Southern	W, 9-7
5/1 Nicholls State	W, 8-3
5/4 at Arkansas	W, 6-5
5/5 at Arkansas	L, 0-5
5/6 at Arkansas	W, 5-3
5/11 Florida	L, 3-19
5/12 Florida	L, 4-8
5/13 Florida	W, 9-4
5/17 at Vanderbilt	L, 1-4
5/18 at Vanderbilt	L, 2-6
5/19 at Vanderbilt	L, 2-6
# at Zephyr Field (Metairie, La.)	
@ at Fair Grounds Field (Shreveport, La.)	
2008 (49-19-1) • Coach Paul Mainieri	
SEC Western Division Champions	
SEC Tournament Champions	
NCAA Regional Champions	
NCAA Super Regional Champions	
College World Series – 5th place	
2/22 Indiana	W, 7-1
2/23 Indiana	W, 5-4
2/24 Indiana	L, 6-7
2/26 Southern	W, 6-1
2/27 Miss. Valley State	W, 9-1
2/29 Duquesne	W, 10-1
3/1 Duquesne	W, 22-11
3/2 Duquesne	W, 12-2
3/4 Michigan State	W, 5-3
3/5 Michigan State	W, 12-1
3/8 Stetson	W, 9-3
3/8 Stetson	W, 6-5
3/9 Stetson	L, 2-7
3/11 Southeastern La.	L, 3-6
3/14 at Tennessee	L, 5-6
3/16 at Tennessee	L, 3-7 (7)
3/16 at Tennessee	L, 3-7 (7)
3/19 Tulane	W, 7-5
3/21 Arkansas	W, 8-7 (11)
3/22 Arkansas	L, 13-14 (10)
3/23 Arkansas	W, 4-2
3/25 Northwestern State	W, 10-3
3/26 New Orleans	L, 6-8
3/28 at Florida	L, 5-8
3/29 at Florida	L, 1-7
3/30 at Florida	W, 6-3
4/1 at Southern	W, 8-3
4/2 Centenary	W, 6-0
4/4 Alabama	W, 3-0
4/5 Alabama	L, 5-6 (11)
4/6 Alabama	W, 9-7
4/9 at Southern Miss	W, 8-4

4/11 at Ole Miss	L, 1-2
4/12 at Ole Miss	L, 1-7
4/13 at Ole Miss	W, 8-2
4/15 Nicholls State	W, 11-2
4/16 at New Orleans	L, 5-6
4/18 Georgia	L, 3-6
4/19 Georgia	L, 8-9
4/20 Georgia	T, 10-10 (12)
4/22 at Tulane	W, 8-4
4/23 McNeese State	W, 6-0
4/25 South Carolina	W, 11-3
4/26 South Carolina	W, 11-10 (11)
4/27 South Carolina	W, 6-3
4/29 UL-Lafayette	W, 5-3
5/3 at Kentucky	W, 3-1 (10)
5/3 at Kentucky	W, 12-5
5/4 at Kentucky	W, 9-8
5/9 Mississippi State	W, 15-6
5/10 Mississippi State	W, 16-4
5/11 Mississippi State	W, 9-6
5/13 New Orleans #	W, 7-6 (15)
5/15 at Auburn	W, 6-4
5/16 at Auburn	W, 15-6
5/17 at Auburn	W, 11-7
SEC TOURNAMENT - HOOVER, ALA.	
5/21 South Carolina	W, 5-4 (10)
5/22 Vanderbilt	W, 8-2
5/24 Alabama	W, 12-8
5/25 Ole Miss	W, 8-2
NCAA REGIONAL - BATON ROUGE, LA.	
5/30 Texas Southern	W, 12-1
5/31 Southern Miss	W, 13-4
6/1 Southern Miss	W, 11-4
NCAA SUPER REGIONAL - BATON ROUGE, LA.	
6/7 UC Irvine	L, 5-11
6/8 UC Irvine	W, 9-7
6/9 UC Irvine	W, 21-7
COLLEGE WORLD SERIES - OMAHA, NEB.	
6/15 North Carolina	L, 4-8
6/17 Rice	W, 6-5
6/19 North Carolina	L, 3-7
# at Zephyr Field (Metairie, La.)	
2009 (56-17) • Coach Paul Mainieri	
SEC Champions	
SEC Tournament Champions	
NCAA Regional Champions	
NCAA Super Regional Champions	
NCAA National Champions	
2/20 Villanova	W, 12-3
2/21 Villanova	W, 11-1
2/22 Villanova	W, 6-3
2/25 Southern	W, 11-5
2/27 Central Florida	W, 13-4
2/28 Central Florida	W, 11-2
3/1 Central Florida	W, 16-0
3/3 at New Orleans	W, 19-3
3/4 Miss. Valley State	W, 10-4
3/6 Illinois	L, 1-3
3/7 Illinois	W, 22-10
3/8 Illinois	L, 2-6
3/10 at Southeastern La.	W, 16-5
3/11 UL-Lafayette	L, 9-10
3/13 Kentucky	W, 5-3
3/15 Kentucky	L, 2-5 (7)
3/15 Kentucky	W, 3-1 (7)
3/17 Northwestern State	W, 2-1
3/18 McNeese State	W, 6-3
3/20 at South Carolina	L, 3-7
3/21 at South Carolina	W, 10-3
3/22 at South Carolina	W, 11-3

3/24 Harvard	W, 4-3
3/25 Harvard	W, 10-2
3/27 Ole Miss	L, 4-7
3/28 Ole Miss	W, 6-5
3/29 Ole Miss	W, 2-1
4/1 at Tulane	L, 7-8
4/3 at Georgia	W, 8-4
4/4 at Georgia	L, 8-10
4/5 at Georgia	W, 7-5
4/8 Grambling State	W, 8-4
4/10 at Alabama	W, 8-5
4/11 at Alabama	L, 5-13
4/12 at Alabama	W, 12-7
4/14 New Orleans	W, 8-6
4/15 Nicholls State	L, 1-3
4/17 Tennessee	W, 18-3
4/18 Tennessee	L, 5-7
4/19 Tennessee	L, 4-9
4/21 Southeastern La.	W, 6-5
4/22 UL-Lafayette #	W, 10-6
4/24 Auburn	W, 7-3
4/25 Auburn	W, 7-6
4/26 Auburn	W, 7-6
4/29 Tulane	W, 13-2 (7)
5/2 at Arkansas	L, 4-11
5/2 at Arkansas	W, 5-0
5/3 at Arkansas	W, 4-3
5/8 Florida	W, 10-1
5/9 Florida	W, 4-0
5/10 Florida	L, 3-9
5/12 Centenary	W, 12-4
5/14 at Mississippi State	W, 5-4
5/15 at Mississippi State	L, 7-8
5/16 at Mississippi State	W, 15-4
SEC TOURNAMENT - HOOVER, ALA.	
5/20 Vanderbilt	L, 1-4
5/21 Alabama	W, 9-6
5/22 South Carolina	W, 4-1
5/23 Georgia	W, 16-0 (7)
5/23 Georgia	W, 3-2 (7)
5/24 Vanderbilt	W, 6-2
NCAA REGIONAL - BATON ROUGE, LA.	
5/29 Southern	W, 10-2
5/30 Baylor	W, 3-2 (10)
5/31 Minnesota	W, 10-3
NCAA SUPER REGIONAL - BATON ROUGE, LA.	
6/5 Rice	W, 12-9
6/6 Rice	W, 5-3
COLLEGE WORLD SERIES - OMAHA, NEB.	
6/13 Virginia	W, 9-5
6/15 Arkansas	W, 9-1
6/19 Arkansas	W, 14-5
6/22 Texas	W, 7-6 (11)
6/23 Texas	L, 1-5
6/24 Texas	W, 11-4

- at Zephyr Field (Metairie, La.)

2010 (41-22) • Coach Paul Mainieri**SEC Tournament Champions****NCAA Regional Participants**

2/19 Centenary	W, 5-4
2/20 Centenary	W, 25-8
2/21 Centenary	W, 4-0
2/24 McNeese State	W, 2-1
2/27 William & Mary	W, 10-9
2/28 William & Mary	W, 9-6
2/28 William & Mary	W, 7-4
3/4 Pepperdine	W, 8-1
3/5 Brown	W, 13-7
3/6 Pepperdine	W, 3-2
3/7 Brown	W, 9-2

3/9 UL-Monroe	W, 18-7
3/12 Kansas	L, 9-11
3/13 Kansas	W, 4-2
3/14 Kansas	L, 4-8
3/17 Nicholls State	W, 10-3
3/19 Arkansas	L, 3-6
3/20 Arkansas	W, 8-7
3/21 Arkansas	W, 5-1
3/24 UL-Lafayette	W, 4-3
3/26 at Tennessee	W, 6-2
3/27 at Tennessee	W, 10-6
3/27 at Tennessee	W, 8-6
3/31 Binghamton	W, 13-7
4/2 Georgia	W, 4-3
4/3 Georgia	L, 6-12
4/4 Georgia	W, 15-5
4/6 Alcorn State	W, 17-5
4/7 Southern Miss #	W, 6-5 (12)
4/9 at Auburn	W, 14-10
4/10 at Auburn	L, 7-11
4/11 at Auburn	L, 5-6
4/14 Tulane	W, 10-4
4/16 Alabama	W, 12-5
4/17 Alabama	W, 9-7
4/18 Alabama	W, 6-5 (14)
4/20 Northwestern State @	W, 14-3
4/21 Northwestern State	W, 8-6
4/24 at Ole Miss	L, 9-11
4/24 at Ole Miss	L, 8-9 (11)
4/25 at Ole Miss	L, 6-7
4/27 New Orleans	L, 4-7
4/30 at Florida	L, 5-8
5/1 at Florida	L, 3-7
5/2 at Florida	L, 6-13
5/4 Southeastern La.	W, 9-5
5/7 Vanderbilt	W, 16-15 (10)
5/8 Vanderbilt	L, 2-6
5/9 Vanderbilt	L, 3-4
5/14 at Kentucky	L, 9-11
5/15 at Kentucky	L, 4-9
5/16 at Kentucky	L, 4-6
5/18 at Tulane	L, 1-9
5/20 Mississippi State	W, 14-13
5/21 Mississippi State	W, 17-3
5/22 Mississippi State	L, 1-2
SEC TOURNAMENT - HOOVER, ALA.	
5/26 Florida	W, 10-6
5/27 Vanderbilt	W, 7-5
5/29 Ole Miss	W, 8-0 (7)
5/30 Alabama	W, 4-3 (11)
NCAA REGIONAL - LOS ANGELES, CALIF.	
6/4 UC Irvine	W, 11-10 (11)
6/5 at UCLA	L, 3-6
6/6 UC Irvine	L, 3-4

- at Zephyr Field (Metairie, La.)

@ - at Fair Grounds Field (Shreveport, La.)

2011 (36-20) • Coach Paul Mainieri

2/18 Wake Forest	W, 15-4
2/19 Wake Forest	W, 4-3
2/20 Wake Forest	W, 9-1
2/22 New Orleans	W, 13-0
2/25 Holy Cross	W, 12-3
2/26 Holy Cross	W, 14-3
2/27 Holy Cross	W, 15-4
3/1 Southeastern La.	W, 7-3
3/2 Mississippi Valley State	W, 10-8
3/4 Princeton	W, 8-2
3/5 Princeton	W, 7-2
3/6 Princeton	L, 7-8
3/9 Sacred Heart	W, 6-1

3/11 Cal State Fullerton	W, 7-6
3/12 Cal State Fullerton	W, 7-6
3/13 Cal State Fullerton	W, 10-2
3/16 at Nicholls State	W, 12-8
3/18 Florida	L, 4-5
3/19 Florida	L, 0-1
3/20 Florida	L, 3-7
3/22 Louisiana-Lafayette	L, 5-11
3/25 at Georgia	W, 7-3
3/27 at Georgia	L, 5-9 (7)
3/27 at Georgia	L, 2-3 (7)
3/30 McNeese State	W, 6-0
4/1 Ole Miss	W, 7-6
4/2 Ole Miss	L, 3-16
4/3 Ole Miss	W, 8-2
4/5 at Tulane	W, 7-5
4/8 at Arkansas	L, 0-2
4/9 at Arkansas	L, 3-4
4/10 at Arkansas	L, 4-5
4/12 Northwestern State	L, 2-5
4/13 Alcorn State	W, 7-1
4/15 Auburn	L, 7-8
4/16 Auburn	L, 1-3
4/17 Auburn	W, 3-2
4/20 Southern Miss #	W, 8-6
4/22 at Vanderbilt	L, 3-11
4/23 at Vanderbilt	L, 1-10
4/24 at Vanderbilt	L, 7-10
4/26 Nicholls State	W, 12-3
4/28 Kentucky	W, 9-5
4/29 Kentucky	W, 12-4
4/30 Kentucky	W, 8-4
5/3 Tulane	W, 6-2
5/6 at Alabama	W, 10-6
5/7 at Alabama	L, 0-4
5/8 at Alabama	L, 0-9
5/13 Tennessee	W, 9-0
5/14 Tennessee	W, 8-1
5/15 Tennessee	W, 15-5
5/17 at New Orleans	W, 5-0
5/19 at Mississippi State	W, 17-1
5/20 at Mississippi State	L, 5-6
5/21 at Mississippi State	W, 6-3

- at Zephyr Field (Metairie, La.)

2012 (47-18) • Coach Paul Mainieri**SEC Champions****NCAA Regional Champions****NCAA Super Regional Participants**

2/17 Air Force	W, 10-2
2/18 Alcorn State	W, 19-0
2/19 Air Force	W, 4-0
2/22 McNeese State	W, 11-4
2/24 Appalachian State	W, 4-0
2/25 Appalachian State	L, 0-1
2/26 Appalachian State	L, 1-11
2/28 Grambling State	W, 17-10
2/29 at McNeese State	W, 19-10
3/2 Dartmouth	W, 8-4
3/3 Dartmouth	W, 16-3
3/4 Dartmouth	W, 5-4
3/6 at Tulane	W, 5-0
3/9 Michigan	W, 6-0
3/10 Michigan	W, 6-4
3/11 Notre Dame	L, 1-7
3/14 Northwestern State	W, 13-0
3/16 Mississippi State	W, 3-2 (10)
3/17 Mississippi State	W, 4-3
3/18 Mississippi State	L, 1-7
3/20 Southern	W, 15-5
3/23 at Auburn	L, 3-4

3/24 at Auburn	L, 2-3 (10)
3/25 at Auburn	W, 4-3
3/28 UL-Lafayette	W, 5-0
3/30 Arkansas	W, 10-6
3/31 Arkansas	W, 2-1
4/1 Arkansas	W, 3-2 (11)
4/3 Louisiana College	W, 10-2
4/5 at Florida	W, 7-6
4/6 at Florida	L, 0-7
4/7 at Florida	W, 8-7
4/10 Alcorn State	W, 7-2
4/11 Southern Miss #	W, 8-3
4/13 Alabama	W, 10-2
4/14 Alabama	W, 7-1
4/15 Alabama	W, 5-1
4/18 Lamar	W, 5-4
4/20 at Kentucky	W, 5-4
4/21 at Kentucky	L, 1-8
4/22 at Kentucky	L, 6-7
4/25 Southeastern La.	W, 4-3
4/27 Georgia	W, 6-5
4/28 Georgia	W, 8-4
4/29 Georgia	L, 3-5
5/1 Tulane	W, 9-5
5/4 at Ole Miss	W, 4-3 (13)
5/5 at Ole Miss	L, 4-7
5/6 at Ole Miss	W, 12-3
5/11 Vanderbilt	W, 2-1
5/12 Vanderbilt	L, 3-6
5/13 Vanderbilt	L, 4-5 (10)
5/15 Nicholls State	W, 9-6
5/18 at South Carolina	W, 5-2
5/19 at South Carolina	L, 4-5
5/20 at South Carolina	W, 3-2 (10)

SEC TOURNAMENT - HOOVER, ALA.

5/23 Mississippi State	L, 2-3
5/24 Ole Miss	W, 11-2
5/25 Mississippi State	L, 3-4 (10)
NCAA REGIONAL - BATON ROUGE, LA.	
6/1 UL-Monroe	W, 4-1
6/2 Oregon State	W, 7-1
6/3 Oregon State	W, 6-5 (10)
NCAA SUPER REGIONAL - BATON ROUGE, LA.	
6/8 Stony Brook	W, 5-4 (12)
6/9 Stony Brook	L, 1-3
6/10 Stony Brook	L, 2-7

- at Zephyr Field (Metairie, La.)

2013 (57-11) • Coach Paul Mainieri**SEC Western Division Champions****SEC Tournament Champions****NCAA Regional Champions****NCAA Super Regional Champions****College World Series - 7th Place**

2/15 Maryland	W, 1-0
2/16 Maryland	W, 5-1
2/17 Maryland	W, 14-3
2/19 Lamar	W, 8-1
2/21 BYU	W, 6-5
2/22 Southeastern La.	W, 13-1
2/23 BYU	L, 4-9
2/26 at UL-Lafayette	W, 11-2
3/1 Brown	W, 4-3
3/2 Brown	W, 7-1
3/3 Nicholls State	W, 2-0
3/5 Stephen F. Austin	W, 9-2
3/6 Sacred Heart	W, 10-2
3/8 Washington	W, 9-4
3/9 Washington	W, 8-4
3/10 Washington	W, 7-5

3/13 Nicholls State	W, 9-3
3/15 at Miss. State	W, 6-4 (10)
3/16 at Miss. State	W, 7-3
3/17 at Miss. State	L, 2-10
3/20 Northwestern St.	W, 2-1 (13)
3/22 Auburn	W, 9-4
3/23 Auburn	W, 5-1
3/24 Auburn	W, 8-2
3/26 at Tulane	W, 14-1 (8)
3/29 at Missouri	W, 2-0
3/30 at Missouri	W, 8-0
3/31 at Missouri	W, 6-5
4/2 Alcorn State	W, 7-3
4/5 Kentucky	W, 11-1
4/6 Kentucky	W, 9-1
4/7 Kentucky	W, 11-4
4/9 Southern #	W, 11-2
4/10 Southern	W, 16-2
4/12 at Arkansas	W, 6-2
4/13 at Arkansas	L, 3-8
4/14 at Arkansas	W, 5-3 (10)
4/17 Grambling	W, 4-0
4/19 at Alabama	W, 5-0
4/20 at Alabama	W, 11-8 (16)
4/21 at Alabama	L, 3-4 (10)
4/24 Tulane	W, 4-3
4/26 South Carolina	W, 5-2
4/27 South Carolina	L, 2-4
4/28 South Carolina	L, 0-4
4/30 McNeese State	W, 7-3
5/2 Florida	W, 3-2
5/3 Florida	W, 5-0
5/4 Florida	W, 18-6
5/9 at Texas A&M	L, 1-2
5/10 at Texas A&M	W, 7-4
5/11 at Texas A&M	W, 2-1 (8)
5/14 New Orleans	W, 11-2
5/16 Ole Miss	W, 7-1
5/17 Ole Miss	W, 5-4
5/18 Ole Miss	L, 9-11
SEC TOURNAMENT - HOOVER, ALA.	
5/22 Alabama	W, 3-0
5/23 Arkansas	L, 1-4
5/24 Alabama	W, 3-2
5/25 Arkansas	W, 3-1
5/26 Vanderbilt	W, 5-4 (11)
NCAA REGIONAL - BATON ROUGE, LA.	
5/31 Jackson State	W, 11-7
6/1 Sam Houston St.	W, 8-5
6/2 UL-Lafayette	W, 5-1
NCAA SUPER REGIONAL - BATON ROUGE, LA.	
6/7 Oklahoma	W, 2-0
6/8 Oklahoma	W, 11-1
COLLEGE WORLD SERIES - OMAHA, NEB.	
6/16 UCLA	L, 1-2
6/18 North Carolina	L, 2-4

- at Zephyr Field (Metairie, La.)

2014 (46-16-1) • Coach Paul Mainieri
SEC Tournament Champions

NCAA Regional Participants

2/14 New Orleans	W, 2-0
2/15 at New Orleans	W, 7-4
2/16 Grambling	W, 6-0
2/19 at Southeastern La.	W, 7-3
2/21 Virginia Tech	W, 9-0
2/22 Toledo	W, 15-1
2/23 Texas Southern	W, 4-1
2/25 UL-Lafayette	L, 1-4 (6)
2/28 Yale	W, 19-0
3/1 Yale	W, 3-0

3/2 Yale	L, 7-8
3/5 Sacred Heart	W, 8-1
3/6 at Northwestern St.	W, 8-1
3/7 Purdue	W, 10-0
3/8 Purdue	W, 4-2
3/9 Purdue	W, 7-3
3/11 Nicholls State	W, 5-3
3/12 Southern	W, 8-0
3/14 at Vanderbilt	W, 4-2
3/15 at Vanderbilt	L, 3-5
3/15 at Vanderbilt	L, 3-9
3/19 South Alabama	W, 9-0
3/21 Georgia	W, 4-0
3/22 Georgia	W, 2-1
3/23 Georgia	T, 2-2 (13)
3/25 at Tulane	L, 2-3 (11)
3/29 at Florida	L, 1-2
3/29 at Florida	L, 2-6
3/30 at Florida	L, 7-11
4/2 McNeese State	W, 10-3
4/4 Mississippi State	W, 3-0
4/5 Mississippi State	W, 2-1
4/6 Mississippi State	W, 17-4
4/9 Lamar	W, 5-0
4/11 Arkansas	W, 5-3
4/12 Arkansas	W, 5-4
4/13 Arkansas	L, 4-10
4/15 Southern Miss #	W, 13-5
4/17 at Ole Miss	W, 4-3 (13)
4/18 at Ole Miss	L, 1-5
4/19 at Ole Miss	W, 2-0
4/22 Tulane	W, 6-0
4/25 Tennessee	W, 8-7
4/26 Tennessee	L, 3-6
4/27 Tennessee	W, 9-4
4/29 Alcorn State	W, 9-7
5/2 at Texas A&M	W, 5-4 (10)
5/3 at Texas A&M	L, 2-3
5/4 at Texas A&M	L, 3-4
5/10 Alabama	W, 2-0
5/10 Alabama	L, 1-5
5/13 Northwestern St.	W, 27-0 (6)
5/15 at Auburn	W, 10-0
5/16 at Auburn	W, 11-3
5/17 at Auburn	W, 8-1
SEC TOURNAMENT - HOOVER, ALA.	
5/21 Vanderbilt	W, 11-1 (7)
5/22 Arkansas	W, 7-2
5/24 Arkansas	W, 11-1 (8)
5/25 Florida	W, 2-0
NCAA REGIONAL - BATON ROUGE, LA.	
5/30 Southeastern La.	W, 8-4
5/31 Houston	W, 5-1
6/1 Houston	L, 4-5 (11)
6/2 Houston	L, 2-12

2015 (54-12) • Coach Paul Mainieri

SEC Champions
NCAA Regional Champions
NCAA Super Regional Champions
College World Series - 5th Place

2/13 Kansas	W, 4-1
2/14 Kansas	W, 8-5
2/15 Kansas	W, 7-4
2/18 Nicholls State	L, 3-6
2/20 Boston College	W, 8-3
2/20 Boston College	W, 7-4
2/21 Boston College	W, 16-2
2/26 Southeastern La.	W, 9-8
2/27 Princeton	W, 3-2
2/28 Princeton	W, 7-2
2/28 Princeton	W, 15-4

3/3 Stephen F. Austin	W, 8-1
3/4 Grambling	W, 7-1
3/6 Houston %	W, 4-2
3/7 Baylor %	W, 2-0
3/8 Nebraska %	W, 4-2
3/11 McNeese State	W, 7-0
3/13 Ole Miss	W, 6-4
3/14 Ole Miss	L, 3-5 (14)
3/15 Ole Miss	W, 18-6
3/17 at Southern	W, 4-2 (10)
3/19 at Arkansas	L, 1-5
3/20 at Arkansas	W, 16-3
3/21 at Arkansas	W, 7-4
3/24 at Tulane	W, 13-7
3/27 Kentucky	L, 4-5 (12)
3/28 Kentucky	W, 7-3
3/29 Kentucky	L, 10-12 (11)
3/31 UL-Lafayette #	W, 8-6
4/2 at Alabama	W, 8-5 (16)
4/3 at Alabama	W, 6-2
4/4 at Alabama	W, 6-4 (13)
4/7 New Orleans	W, 11-2
4/8 Northwestern State	W, 9-6
4/10 Auburn	W, 3-2
4/11 Auburn	L, 1-6
4/12 Auburn	W, 6-2
4/15 Lamar	W, 11-2
4/18 at Georgia	W, 4-1
4/18 at Georgia	W, 9-1
4/21 Tulane	W, 6-0
4/23 Texas A&M	W, 4-3
4/24 Texas A&M	W, 9-6
4/25 Texas A&M	L, 2-6
4/28 Alcorn State	W, 6-1
4/30 at Mississippi St.	W, 5-3 (14)
5/1 at Mississippi St.	W, 11-4
5/2 at Mississippi St.	L, 7-8 (12)
5/8 Missouri	W, 8-3
5/9 Missouri	W, 8-2
5/10 Missouri	W, 6-5 (10)
5/12 at New Orleans	W, 9-1
5/14 at South Carolina	L, 7-10
5/15 at South Carolina	W, 9-2
5/16 at South Carolina	W, 8-1

SEC TOURNAMENT - HOOVER, ALA.

5/20 Auburn	W, 9-8
5/21 Arkansas	W, 10-5
5/23 Florida	L, 1-2

NCAA REGIONAL - BATON ROUGE, LA.

5/29 Lehigh	W, 10-3
5/30 UNC-Wilmington	W, 2-0
6/1 UNC-Wilmington	W, 2-0

NCAA SUPER REGIONAL - BATON ROUGE, LA.

6/6 UL-Lafayette	W, 4-3
6/7 UL-Lafayette	W, 6-3

COLLEGE WORLD SERIES - OMAHA, NEB.

6/14 TCU	L, 3-10
6/16 Cal State Fullerton	W, 5-3
6/18 TCU	L, 4-8

% - at Minute Maid Park (Houston, Texas)
 # - at Zephyr Field (Metairie, La.)

2016 (45-21) • Coach Paul Mainieri

NCAA Regional Champions
NCAA Super Regional Participants

2/19 Cincinnati	W, 6-5 (10)
2/20 Cincinnati	W, 4-0
2/21 Cincinnati	W, 12-4
2/24 at Lamar	L, 11-12
2/26 Sacramento State	W, 6-0
2/27 Sacramento State	L, 4-5

2/28 Sacramento State	W, 11-1
3/2 at Nicholls	W, 9-4
3/4 Fordham	W, 12-1
3/5 Fordham (DH)	W, 15-1
3/5 Fordham (DH)	W, 10-7
3/8 Louisiana Tech	W, 6-3
3/11 Ball State	L, 1-7
3/12 Ball State	W, 9-3
3/13 Ball State	W, 10-6
3/16 New Orleans	W, 9-4
3/19 Alabama (DH)	L, 0-6
3/19 Alabama (DH)	L, 3-4
3/20 Alabama	W, 7-5
3/22 UL-Lafayette #	W, 8-5
3/24 at Texas A&M	L, 1-6
3/25 at Texas A&M	W, 3-2
3/26 at Texas A&M	L, 1-3
3/29 Tulane	L, 1-7
4/2 at Auburn (DH)	L, 5-8
4/2 at Auburn (DH)	W, 8-6
4/3 at Auburn	W, 10-5
4/5 Southern	W, 11-1
4/7 Vanderbilt	W, 13-4
4/8 Vanderbilt	W, 3-2
4/9 Vanderbilt	L, 7-9
4/12 McNeese State	L, 0-7
4/13 Grambling State	W, 14-11
4/15 at Missouri	W, 7-5
4/16 at Missouri	W, 9-5
4/17 at Missouri	W, 15-2
4/20 Southeastern La.	W, 11-4
4/22 Mississippi State	L, 8-12
4/23 Mississippi State	L, 1-2
4/24 Mississippi State	W, 11-8
4/26 at Tulane	L, 1-4
4/28 at Ole Miss	L, 6-7
4/29 at Ole Miss	W, 6-3
4/30 at Ole Miss	L, 2-8
5/6 Arkansas	W, 5-4
5/7 Arkansas	W, 10-9 (10)
5/8 Arkansas	W, 7-1
5/11 at Notre Dame (DH)	W, 1-0 (11)
5/11 at Notre Dame (DH)	W, 3-2 (7)
5/13 at Tennessee	W, 2-1
5/14 at Tennessee	W, 11-3
5/15 at Tennessee	W, 10-7
5/17 Northwestern State	W, 7-2
5/19 Florida	W, 7-3
5/20 Florida	W, 5-4
5/21 Florida	L, 2-6 (7)
SEC TOURNAMENT - HOOVER, ALA.	
5/24 Tennessee	W, 5-4
5/25 Florida	W, 5-3 (14)
5/26 Mississippi State	W, 6-2
5/28 Florida	L, 0-1
NCAA REGIONAL - BATON ROUGE, LA.	
6/3 Utah Valley	W, 7-1
6/5 Rice	W, 4-2
6/6 Rice	L, 6-10
6/7 Rice	W, 5-2
NCAA SUPER REGIONAL - BATON ROUGE, LA.	
6/11 Coastal Carolina	L, 8-11
6/12 Coastal Carolina	L, 3-4



LSU Board of Supervisors



Ronald Anderson
Baton Rouge, La.
Member-at-Large



Scott Angelle
Breaux Bridge, La.
District 3



Glenn Armentor
Lafayette, La.
District 3



Scott Ballard
Covington, La.
District 1
Chair-Elect



R. Blake Chatelain
Alexandria, La.
District 5



Ann Duplessis
New Orleans, La.
District 2
Past Chair



Zachary Faircloth
Baton Rouge, La.
Student Member



Stanley J. Jacobs
New Orleans, La.
District 1



Valencia Sarpy Jones
Cloutierville, La.
District 4



Lee Mallett
Iowa, La.
Member-at-Large



Rolfe McCollister
Baton Rouge, La.
District 6



Jim McCreery
Shreveport, La.
District 4



James Moore
Monroe, La.
District 5



J. Stephen Perry
New Orleans, La.
Member-at-Large



James M. Williams
Metairie, La.
District 2



Robert Yarborough
Baton Rouge, La.
District 6



Dr. F. King Alexander

President, LSU



Dr. F. King Alexander is the President of Louisiana State University, which enrolls more than 45,000 students and includes institutions across Louisiana. He began at LSU on June 24, 2013. During his tenure as president, the university has seen consecutive record-breaking graduating classes in terms of both size and diversity and enrollment growth across all campuses.

Prior to this appointment, Dr. Alexander was president of California State University, Long Beach (2005-2013) one of the nation's largest public universities.

During his more than seven-year tenure at California State University, Long Beach, Dr. Alexander was twice named the California State University Student Association (CSSA) "President of the Year," which represents all 23 California State Universities and its more than 440,000 students.

Prior to becoming president of California State University, Long Beach, Dr. Alexander was president of Murray State University in Kentucky (2001-05) and was a faculty member at the University of Illinois, Champaign-Urbana, where he was the director of the graduate higher education program.

A Kentucky native who grew up in north Florida, Dr. Alexander received his Ph.D. from the University of Wisconsin-Madison in higher education administration with a focus on finance and educational policy analysis, and a Master of Science degree in comparative educational studies from the University of Oxford in Oxford, England.

As a teacher and administrator, Dr. Alexander has received many

honors, including the University of Wisconsin-Madison School of Education Alumni Achievement Award (2002) and has research university faculty affiliations at the University of Wisconsin-Madison Center for the Study of Postsecondary Education (WISCAPE) and Cornell University Higher Education Research Institute (CHERI).

Dr. Alexander also has been asked to represent public higher education colleges and universities on numerous occasions to the United States Congress on issues of college affordability, student indebtedness, and institutional efficiency and effectiveness in efforts to address many of the growing challenges facing American higher education. He has testified before the Senate Committee on Health, Education, Labor & Pensions (HELP), the U.S. Commission on Civil Rights, and the Advisory Committee on Student Financial Assistance, to name a few. Due to his national recognition and involvement in higher education issues, Dr. Alexander has served on numerous U.S. higher education and statewide organizational leadership boards, and remains very active in policy and planning discussions.

Dr. Alexander and his wife, Shenette, have three children: Kylie, Savannah and Madison.



Dr. Bill Demastes


Faculty Athletics Representative

Dr. Bill Demastes, a professor of English at LSU, is in his fifth year as Faculty Athletics Representative. Dr. Demastes earned his Ph.D. in English in 1986 from the University of Wisconsin-Madison with a Field of Study of Drama as Genre and a specialization in 20th-Century American and British Drama. He earned his masters in English in June 1979 from the University of Georgia in Athens, where he specialized in 19th-Century American Literature.

At LSU, he served as Associate Dean of the College of Arts and Sciences from 2001-04 and Director of Undergraduate Studies for the Department of English from 1999-2001 and 2010-11. He has also served as Associate Chair of the Department

of English (1998-99); Director of the Master of Arts in Liberal Arts Program (1996-04); and Director of Graduate Studies in the Department of English (1992-94; 2005-06).

He was honored with the LSU Alumni Association Faculty Excellence Award in 2000, and in 2002 he won the LSU Distinguished Faculty Award. He was named in 2009 an LSU Rainmaker, which is given to the top 100 LSU Faculty. In 2010 and 2013 he received the Tiger Athletic Foundation Undergraduate Teaching Award, and in the summer of 2011, he was named the Harry Ransom Summer Fellowship recipient by the University of Texas.



Coach Paul Mainieri and members of LSU's senior class accept the 2015 SEC regular-season championship trophy from commissioner Greg Sankey.



The Southeastern Conference

Setting the Standard for Intercollegiate Athletics in Baseball

The Southeastern Conference, with its storied 83-year history of athletic achievements and academic excellence, has built perhaps the greatest tradition of intercollegiate competition in baseball of any league in the country since its inception in 1933.

An SEC squad has now appeared in the College World Series 31 of the last 32 years. Seven SEC teams were selected for NCAA Regional play in 2016 with five advancing to NCAA Super Regionals.

The SEC has sent 55 teams to the College World Series since 1990. That was accomplished despite no SEC teams making the field in 1992. LSU has now been to Omaha 14 times since 1990, Florida 10 times, South Carolina six times, Georgia and Mississippi State five times, Arkansas four times, while Alabama, Tennessee and Vanderbilt have been three times each. Auburn has been twice.

SEC teams have won 10 of the last 26 national championships, with LSU winning six (1991, 1993, 1996, 1997, 2000, 2009), South Carolina winning two (2010, 2011), Vanderbilt taking home the title in 2014 and Georgia claiming the 1990 title.

The SEC has finished runner up nine times in that span, 1997, 2002, 2005, 2008, 2011, 2012, 2013, 2014 and 2015.

The SEC has averaged more than eight games played per year in the College World Series since 1990. In 2015, an SEC team played in each of the 16 games of the CWS. In 2004, 12 of the 15 games played in Omaha involved a SEC team. In 1997, the SEC had a team in 13 of the 14 games played in the CWS.

Since 1990, an SEC team has played in 187 of the 393 games in the College World Series, an amazing 48 percent of games.

The SEC has played 55 games in the "Final Four" of the College World Series since 1990, an

average of over three per year. Only six times, 1992, 1994, 2003, 2006, 2007 and 2016 has the SEC failed to get a team to the "Final Four" of the CWS.

The SEC Baseball Tournament drew more than 150,000 fans in 2016, a record for the event and an average of nearly 9,000 per game. The event has become the Birmingham metro's highest attended sporting event annually, second in the state only to NASCAR races at Talladega.

Birmingham Magazine recently named it the top sporting event annually in the Birmingham area. In 2015, the entire SEC Baseball Tournament was broadcast live on national television for the first time in the history of the event.

Notes

- A record seven SEC schools were selected as NCAA Regional host sites in 2016, and four teams - also an NCAA record - earned national seeds.

- Total attendance for the 2016 SEC Tournament was 150,064, which broke the previous record by nearly 17,000. Two of the two-five highest attendance marks for a single session were set this year. Combined home attendance for all 14 SEC teams passed the two million mark for the sixth consecutive season, and the top-six national attendance leaders

- were all from the SEC (LSU, Ole Miss, Mississippi State, Arkansas, South Carolina and Texas A&M).

- Last season marked the first time that six SEC teams won 40 or more regular season games.

- A total of 14 SEC student-athletes were selected on the first day of the Major League Baseball Draft. Seven were selected in the first round/lottery round A, including two in the top-10. Tennessee's Nick Senzel was selected second overall by the Cincinnati Reds, while the

- Oakland Athletics took Florida's A.J. Puk with the sixth overall pick. The SEC's four first round picks represented three different schools. The SEC has now had a first-round MLB selection each year since 1991 and 109 total in the first round during that time.

- Among the top-two picks in each of the last two MLB Drafts, three have been from the SEC. Vanderbilt's Dansby Swanson and Arkansas' Andrew Benintendi were taken 1-2 in the 2015 draft.

- South Carolina pitcher Braden Webb was named the 2016 National Collegiate Baseball Writers Association National Pitcher of the Year. Florida's Logan Shore and Texas A&M's Boomer White were named District Players of the Year.

- Kentucky's Dustin Beggs was named to the 2016 Capital One Academic All-America Division I Baseball Team.



Enjoying the annual Baseball Alumni golf tournament are Randy Keisler, Brad Cresse, Brian Tallet and Kurt Ainsworth.



LSU All-American Ben McDonald was the keynote speaker at the 2014 LSU Baseball First Pitch Banquet.



Two-time World Series champion Ryan Theriot was the keynote speaker at the 2013 LSU Baseball First Pitch Banquet.



Tiger Baseball Alumni

LSU Alumni Games have featured several former Tigers that are active in pro baseball.

LSU Baseball Alumni are former players, coaches, trainers and equipment managers who organize functions to benefit the LSU Baseball program.

LSU acknowledges the rich tradition of values in its baseball program. LSU Baseball Alumni seek to pass along to future students and athletes the sense of community, the sense of family, the element of teamwork and the camaraderie learned as members of the LSU Baseball program, and to further commit to Louisiana State University their loyalty and appreciation.

The baseball program welcomes its former players back to the LSU campus each fall for the annual Alumni Golf Tournament.

LSU frequently holds reunions during the baseball season to recognize its past

championship teams.

Most recently, LSU in 2016 honored its 1986 club - the Tigers' first College World Series team - and celebrated the 25th anniversary of its 1991 CWS title team and the 20th anniversary of its 1996 CWS champions.

Alumni also participate as keynote speakers at the annual First Pitch Banquet, an event held each January that signals the beginning of the Tigers' baseball season.

The "L" Club

The LSU National L Club is an organization formed to support former varsity athletes, athletic trainers, equipment managers, and cheerleaders. It provides the opportunity for letter winners to maintain relationships across different sports, generations, and geographical

locations, and allows them to remain actively involved in Tiger Athletics.

LSU invites all former members of the baseball family who have not joined in to reconnect with the LSU National L Club. The L Club supports the Athletic Department, acts as a liaison between former athletes and the Athletic Department, and encourages lifelong participation with LSU Athletics for all varsity letter winners by promoting the proud tradition of being a varsity letter winner.

For more information on the L Club, contact Kristen Cain at the LSU Athletics Administration Building, Baton Rouge, La. 70803 or by calling 225-578-7147. Her email is kristencain@lsu.edu.



1961 Baseball Reunion



1991 Baseball Reunion



The LSU Baseball Coaches Committee is proud to be a part of the Tiger Baseball Program. The group is comprised of men and women who have joined together to support LSU Baseball. Coaches Committee funds have assisted the baseball program in purchasing equipment and upgrading facilities. Three different membership levels give fans an opportunity to be closely involved with the success of LSU Baseball. For information on joining the Coaches Committee, call the LSU Baseball office at (225) 578-4148.

Gold Level

Tim Toler	Howard & Rosie Chaney	Charles M. & Joanne Harvey	Wayne & Diane Leader	E. Claire Record
Orlando Acevedo	Salvadore Christina, Jr.	Stephen Hendry	Susan & Richard Lipsey	Chad Scott
Dennis & Rachel Aucoin	Joe Clements	Kenny Hodges	LUBA Worker's Comp	Jon Seger
Bayou Apparel	Douglas J. Daly	James M. Hutchison, Sr.	Florence M. Magee	Richard & Linda Sturlese
Benedict Wealth Mgt	Doyle Electric	Mark & Vesta Johnson	Ron Mahmoodian	Johnny Suchy
Barry O. Blumberg	Gerald E. Eggert	Scott Jones	Frank Maxwell	USSSA Sports Productions
Sandra Bruno, M.D.	Stephen Erwin	Phillip S. Juban	Musco Lighting	Geary & Estrid Vance
Dennis Carriere & Jan Benanti	Dane Falgout	Reuben J. Klibert Jr.	Jay Noel	
Dr. Joe Cefalu	Rodney Fox	Rodney & Jennifer Landry	Steve O'Brien	
Dr. Nick Cefalu	Jimmy & Trina Glaser	Cammie A. Lapenas	Bob Pearson	
	Billy Guitreau		Jason Ramezan	



Hall of Fame manager Tommy Lasorda served as the keynote speaker for the 2008 LSU Baseball First Pitch Banquet, a fund-raising event sponsored by the Coaches Committee. Lasorda (middle) was presented with an LSU baseball jersey by coach Paul Mainieri (right) and former coach Skip Bertman (left).

Purple Level

- Doug E. Allen
- Applied Business Concepts
- Randy Attuso
- Randy Aucoin
- Chester R. Cedars
- Janice Guitreau
- Brennan Kelsey
- James D. Nugent
- Chester Welch
- Lee Oncale
- Thompson's Alignment Ctr.

Pinstripe Level

Brent Barbier	Joseph R. Britt	Phillip A. Cancilleri, D.V.M.	Peter Davis	Lester Falgoust	Bruce Hammatt
Keith Bischoff	Kelly Broussard	Jean & Claire Chachere	Phil Dettlefs	Dan Faulk	Anita Haywood
Bryce Blades	Ivan Cabrera	O'Neal & Janet Chighizola	Doyle Electric	Robert E. Feldman, M.D.	Albert L. Hermann
Kevin & Doris Bland	Jennifer Cabrera	Colby Cook	Cliff & Lisa Dufour	Lucy Garrison	James D. Hughes
Tyrrell Bordelon	Ann and Pressley Campbell	Danny A. Daniel	Mark W. Dupree	Carlos & Bella Guidry	Richard Istre
Daniel & Molly Boyd	Harold & Jeanette Canchola	Danny A. Daniel, Jr.	Edwin A. Ellinghausen, III	Chris, Sherry & Max Guillot	Maurice & Kay Keen
Thomas Breaux	John L. Cancienne		Tony Ezernack	Buddy Hair	Mike & Kim Kirley
Wayne J. Breaux			Brian & Leslie Falgoust		Donna Kunstler

Pinstripe Level (cont.)

Henry W. Lacinak
 Hal Lancon, Jr.
 Herb Landry
 John Langlois
 June Lavergne
 Mike Lee
 Jay Little
 Angelique Litsey
 Euil (Marty) Luther
 Chris McGivaren
 Bruce McKeithen
 Andrew & Mary Messina
 Don Meltzer
 A. Thomas Montagnino, Jr.
 Leah Moore
 Wesley Moore

Dr. Robert J. Muller
 Chrystal N. Musgrove
 Carl & Jean Nayden
 Greg & Harriette Newman
 Mike Odom
 Patti Oufnac
 Robert & Valerie Parker
 Terry Passman
 Kent Peltier
 Eric Oliver Person
 Sharon Pol
 Sam M Poole
 Lionel Porta
 Loyson Porta
 Eddie Pullaro
 Frank Ragsdale

John Rahm
 Sam & Karen Raney
 Ronnie Rantz
 Rick Riener
 Gerard Ruth
 Janice & Ken Sandberg
 AC & Celeste Scott
 Jimmy T. Sessions
 Cathy Sherburne
 Joseph G. Simmons
 Dr. Denis "Chip" Simon
 Carlton Smith
 Charles D. Smith Jr.
 Sharon Smith
 Sochem Solutions, Inc.
 Dr. Marvin Stuckey

Martha Stuckey
 Julie Swanson
 Leland W. Sykes
 Winston Vass
 Malcolm Versaw
 Dominic Vidrine
 Dale & Helen Waguespack
 Jimmy Walker
 Robert E. Waltman
 Buddy & June Webre
 Robert John White
 Woody Wilson
 Susan Yeomans

Alumni Level
 Ryan Babin
 Wally McMakin
 Doug Thompson

Junior Level
 Hart Boyd
 Holden Dryden



Coaches Committee funds help the LSU Baseball program enjoy the nation's best facilities, including the indoor hitting complex at Alex Box Stadium.



ESPN analyst Kyle Peterson was the keynote speaker at the 2015 First Pitch Banquet.



ESPN interviewer and Las Vegas personality Roy Firestone performed his sports-oriented variety show as part of a fund-raiser sponsored by the Coaches Committee on December 11, 1998.



WALLY PONTIFF JR.

BASEBALL HALL OF FAME

Located on the ground level, third-base side of Alex Box Stadium, the Wally Pontiff Jr. Baseball Hall of Fame opened on January 31, 2013. The facility celebrates the glorious history of LSU Baseball and contains numerous artifacts, including the Tigers' National Championship rings and trophies, vintage uniforms and Major League memorabilia.

The facility is named in memory of Wally Pontiff Jr., a two-time all-SEC selection at LSU who died due to heart complications on July 24,

2002 at the age of 21. Pontiff was a three-year starter for the Tigers from 2000 through 2002 at third base and DH, and he helped lead LSU to the 2000 national championship. Pontiff, the MVP of the 2000 SEC Tournament, was also a two-time member of the SEC Academic Honor Roll, and he was a member of the 2002 District VI academic all-American baseball team with a 3.25 GPA in biological sciences.

The Wally Pontiff Jr. Baseball Hall of Fame is open to fans before and during LSU home baseball games in Alex Box Stadium.



Elite Student-Athletes



Nethaneel Mitchell-Blake

TRACK & FIELD

Before anchoring the Tigers to the NCAA title in the 4x100-meter relay to end the 2016 season, Nethaneel Mitchell-Blake won the SEC Commissioner's Trophy as the top individual point scorer at the SEC Outdoor Championships. Mitchell-Blake was crowned the SEC Champion in the 100 meters, 200 meters and 4x100-meter relay to become the first Tiger to sweep all three events since three-time Olympic Silver Medalist Richard Thompson in 2008.



Alex Lange

BASEBALL

Alex Lange in his first two seasons at LSU has established himself as one of the top pitchers in college baseball. The right-hander was named the 2015 National Freshman Pitcher of the Year, the SEC Freshman of the Year and a First-Team All-American after posting a 12-0 mark and a 1.97 ERA with 131 strikeouts in 114 innings. He became the first freshman in LSU history to record over 100 strikeouts in a season, and he helped lead the Tigers to the College World Series. Lange fired 125 strikeouts in 111.2 innings in 2016, and he was named to the USA Baseball Collegiate National Team. Lange will enter the 2017 season with a 20-4 LSU career record in 34 starts with 256 strikeouts in 225.2 innings.



Jordan Daigle

MEN'S TENNIS

Jordan Daigle spent his junior season exclusively on court one for the Tigers. He was named to the 2016 All-SEC Second Team, which marked the second time in his career that he earned All-SEC honors. Daigle and doubles partner Boris Arias finished the season ranked 13th in the nation after compiling a 16-11 record overall after advancing to their second-straight NCAA Round of 16. Arias and Daigle were named ITA All-Americans in their second-straight season, which marked the first time in LSU history that a pair earned honors in back-to-back years.



Jorian Baucom

SOCCER

Jorian Baucom proved to be one of the most prolific strikers in college soccer throughout the 2015 season while scoring 15 goals in 22 appearances on the season to lead the Tigers back to the NCAA Tournament for the fifth time in program history. Among her 15 goals were a team-leading five game-winning goals, including a 1-0 win over 15th-ranked and eventual NCAA runner-up Duke. Baucom's performance earned her a First-Team All-SEC selection by the league's head coaches and a First-Team All-South Region selection by the National Soccer Coaches Association of America.

47 National Team Championships

Men's Basketball (1)	1935
Boxing (1)	1949
Football (3)	1958, 2003, 2007
Men's Golf (5)	1940, 1942, 1947, 1955, 2015
Men's Indoor Track (2)	2001, 2004
Women's Indoor Track (11)	1987, 1989, 1991, 1993, 1994, 1995, 1996, 1997, 2002, 2003, 2004
Men's Outdoor Track (4)	1933, 1989, 1990, 2002
Women's Outdoor Track (14)	1987, 1988, 1989, 1990, 1991, 1992, 1993, 1994, 1995, 1996, 1997, 2000, 2003, 2008
Baseball (6)	1991, 1993, 1996, 1997, 2000, 2009

132 SEC Team Championships

Baseball (16)	1939, 1943, 1946, 1961, 1975, 1986, 1990, 1991, 1992, 1993, 1996, 1997, 2003, 2009, 2012, 2015
Men's Basketball (10)	1935, 1953, 1954, 1979, 1981, 1985, 1991, 2000, 2006, 2009
Women's Basketball (3)	2005, 2006, 2008
Boxing (4) *	1935, 1938, 1939, 1940
Football (11)	1935, 1936, 1958, 1961, 1970, 1986, 1988, 2001, 2003, 2007, 2011
Men's Golf (16)	1937, 1938, 1939, 1940, 1942, 1946, 1947, 1948, 1953, 1954, 1960, 1966, 1967, 1986, 1987, 2015
Women's Golf (1)	1992
Gymnastics (1)	1981
Men's Swimming & Diving (1)	1988
Men's Tennis (4)	1976, 1985, 1998, 1999
Men's Indoor Track (4)	1957, 1963, 1989, 1990
Women's Indoor Track (12)	1985, 1987, 1988, 1989, 1991, 1993, 1995, 1996, 1998, 1999, 2008, 2011
Men's Outdoor Track (22)	1933, 1934, 1935, 1936, 1938, 1939, 1940, 1941, 1942, 1943, 1946, 1947, 1948, 1951, 1957, 1958, 1959, 1960, 1963, 1988, 1989, 1990
Women's Outdoor Track (13)	1985, 1987, 1988, 1989, 1990, 1991, 1993, 1996, 2007, 2008, 2010, 2011, 2012
Softball (5)	1999, 2000, 2001, 2002, 2004
Volleyball (5)	1986, 1989, 1990, 1991, 2009
Wrestling (4) *	1970, 1971, 1978, 1979

* discontinued sports

Overall NCAA Championships *

1. UCLA	112
2. Stanford	109
3. USC	102
4. Kenyon	60
5. Abilene Christian	57
6. Oklahoma State	51
7. Penn State	48
8. Texas	44
Arkansas	44
10. LSU	43

Overall Women's NCAA Championships (Division I only)

1. Stanford	47
2. UCLA	39
3. North Carolina	30
4. LSU	25
5. Texas	23

* - The NCAA total does not include champions from the Division I Football Bowl Subdivision

Top 20 Director's Cup Finishes 10 of the Last 11 Years

LSU has garnered a top-20 finish in the Learfield Sports Director's Cup standings in 10 of the last 11 years.



2005-06	20th
2006-07	17th
2007-08	8th
2008-09	9th
2009-10	19th
2010-11	19th
2011-12	13th
2012-13	19th
2013-14	24th
2014-15	15th
2015-16	19th



Joe Alleva

LSU Vice Chancellor/Director of Athletics

LSU

Joe Alleva continues to bring unprecedented national recognition to LSU as Vice Chancellor and Director of Athletics. Under Alleva's leadership, LSU enjoys one of the country's premier athletics programs with success on and off the field of competition. Now in his ninth year at LSU, Alleva is dedicated to athletic and academic excellence, and he is committed to providing the opportunities and the resources necessary for student-athletes to excel in competition, in the classroom and in the community. Alleva joined the LSU family on April 4, 2008 after a highly successful tenure as director of athletics at Duke University for 10 years. He was named vice chancellor at LSU in August of 2009, marking the first time in school history that the director of athletics has also held a vice chancellor position.

Alleva completed last spring a five-year term on the prestigious NCAA Men's Basketball Committee, enhancing his reputation as one of the most respected athletic administrators in the country. He has been appointed to numerous national committees throughout his career, including the Football Bowl Certification Committee, the NCAA Division I Championships/Competition Cabinet and several Southeastern Conference and Atlantic Coast Conference committees.

Upon his arrival at LSU, Alleva unveiled a strategic master plan for the LSU athletics program -- "LSU: Defined by Excellence" -- to confirm the advancement and future of LSU Athletics as an exemplary enterprise. The central mission of the plan is to create an environment for student-athletes to reach their ultimate potential, prepare them to be champions in life and to set goals and values for the entire athletics program.

Living up to Alleva's mantra of "competition,

classroom, community," a total of 83 proud Tigers received their degrees from the university during LSU commencement ceremonies in December and May. LSU's Graduation Success Rate as reported by the NCAA remains at an all-time high for the university with a score of 84. LSU student-athletes in 2015-16 logged 5,612 hours in community service work across 21 sports through LSU's "Geaux Givers" program.

Alleva's strong commitment to academics ensures that the Cox Communications Academic Center for Student-Athletes is a first-class facility that cultivates success in the classroom and the development of life skills. And with an emphasis on community outreach programs, the implementation under Alleva's direction of the "Geaux Givers" fosters a relationship between the local citizens and LSU student-athletes. Alleva has also bolstered the L-Club program to connect with former student-athletes, and he has supervised the

thriving "Project Graduation" program in which former student-athletes return to LSU to earn their degrees.

Alleva's tenure has been distinguished by a number of significant athletic achievements, including four 10-win seasons and 78 total victories by the football team. The Tigers have played in a bowl game in each of Alleva's eight gridiron seasons and LSU has finished in the Top 20 six times in that period. LSU under Alleva's leadership has claimed the 2009 baseball national championship and three College World Series berths, the 2015 men's golf national championship, two women's basketball Sweet 16 appearances, four gymnastics Super Six berths, three softball College World Series appearances and 18 NCAA Top 5 finishes indoors and outdoors by the men's and women's track and field teams.

The Tigers in the past eight seasons have earned 37 individual NCAA championships in the sports of men and women's track and



field, gymnastics, men's golf and women's golf. LSU has captured 14 Southeastern Conference team championships, and the Tigers have won 102 individual SEC titles during Alleva's term.

LSU in 2014-15 became the first school in SEC history to play in a football bowl game, have both its men's and women's basketball teams reach the NCAA Tournament, and advance to the College World Series in baseball and softball in the same athletic year.

LSU enjoyed another banner year in 2015-16, as the school produced five Top 5 NCAA finishes and earned a No. 19 national ranking in the annual Learfield Directors' Cup, which measures the overall excellence of collegiate athletic programs. Fifteen LSU teams competed in an NCAA championship event, and the Tigers finished in the Top 10 in seven sports.

The Fighting Tiger football squad played in a bowl game for a school-record 16th straight season and finished the year ranked No. 17 in the nation after posting a dominating 56-27 win over Texas Tech in the Texas Bowl.

The gymnastics team completed the season No. 2 in the nation, the highest finish in program history, and the softball squad appeared in the Women's College World Series for the second straight year, reaching the semifinals to finish No. 3 in the country.

LSU's storied track and field program produced three Top 10 finishes in 2015-16. The men's team placed fourth at the NCAA Indoor Championships and fifth at the NCAA Outdoor meet, while the Lady Tigers placed sixth outdoors. The men's golf team advanced to match play at the NCAA Championships for a school-record third straight season and the Tigers tied for fifth overall.

LSU in 2016 became just the second baseball program in NCAA history to earn five straight NCAA Tournament National Seeds. The Tigers advanced to the NCAA Super Regionals and finished the year tied for ninth nationally.

LSU advanced to the NCAA Tournament second round in both men's and women's tennis, while also reaching NCAA postseason in women's golf, women's soccer, and men's and women's swimming and diving.

Alleva's vision keeps LSU among the nation's leaders in athletic facilities. Last year, LSU unveiled two new venues -- a magnificent Gymnastics Practice Facility and a tremendous Tennis Center featuring both indoor and outdoor courts. Construction will begin this year on a Nutrition Center within the expansive existing space at the South End of Tiger Stadium. The new facility will feature 30,000 square feet of dining and kitchen area and all of the elements necessary to ensure that the Tigers receive the absolute finest in dietary support.

In the fall of 2014, LSU opened the expansion of the South End Zone of Tiger Stadium -- a project that added premium seating, general public

seating and two state-of-the-art video boards -- continuing an effort to augment one of the most iconic venues in all of college sports. Since 2010, Alleva has directed an aggressive campaign to preserve and enhance the appearance of Tiger Stadium that has included the installation of new windows, lighting systems, gating systems, and championship plazas. The Football Operations Building is undergoing a significant renovation to maintain its status as a high-functioning workplace for coaches and players.

LSU's world-renowned track and field program in 2010 received a new running surface in Bernie Moore Stadium, and extensive renovations to the Maddox Field House in the spring of 2014 gave the Tigers a first-class indoor track and field venue. Alleva directed a major renovation to the University Club golf course that was completed in September 2010 and allows the LSU men's and women's golf teams to play on one of the most challenging courses in the country. An overhaul of the LSU soccer facility was completed in the fall of 2011, converting the stadium into fan-friendly venue.

Alleva is an innovator with bold ideas that benefit all of Greater Baton Rouge. He has been instrumental in the planning of the Bayou Country Superfest, a three-day country music concert and festival held in Tiger Stadium each spring. The event attracts over 100,000 visitors to the LSU campus and makes a tremendous economic impact upon the local community.

Alleva became director of athletics at Duke in 1998 and his impressive tenure there propelled the university into the ranks of America's top all-around collegiate programs. Among his outstanding list of accomplishments includes the greatest 10-year period in Duke Athletics, winning more ACC and NCAA championships than in any other decade in school history.

Alleva, whose hometown is Suffern, N.Y., majored in finance at Lehigh University and received his bachelor's degree in 1975. While at Lehigh, Alleva was the quarterback of the football team and team captain in 1974. Alleva also played on the Lehigh baseball team. He served as a graduate assistant football coach and earned an MBA in 1976.

While at Duke, Alleva played a key role in Durham's community sports scene. He started Little League Baseball in Durham over 20 years ago, and he also began the American Legion baseball program.

He is a member of the North Carolina American Legion Hall of Fame, the Suffern High School Hall of Fame and the Rockland County Hall of Fame.

Alleva and his wife, Annie, have three children, J.D., Jeff, and Jenny, and four grandchildren.



Verge Ausberry

Deputy Director of Athletics

A former LSU football standout, Verge Ausberry joined the athletics administrative staff in August 2001 as the Associate Athletics Director for Operations and was appointed to the position of Senior Associate Athletics Director in May 2006. He was named Deputy Director of Athletics in January of 2016.

Ausberry supervises and is responsible for football operations, football scheduling and football management. He also oversees the LSU men's and women's track and field programs, the equipment staff, the strength and conditioning staff, the Dr. Martin Broussard training room, the video department and football game management.

Ausberry, from New Iberia, La., played inside linebacker for the Tigers, lettering in 1986-89. He was part of two SEC championship teams, playing on teams that went to four bowl games.

Before joining the LSU athletic administration, he was very closely involved in the athletic program, first serving for almost seven years as a member of LSU's highly regarded Academic Center for Athletes.

After leaving the Academic Center, he moved in July 1999 to the Tiger Athletic Foundation staff as part of LSU's fundraising arm.

Ausberry received his Bachelor of Science degree in education in May of 1990, his Master of Education degree in May of 1992 and his specialist in higher education administration in 2004. He is presently a doctoral candidate in higher education administration at LSU. He is married to the former Cheri Morial of New Orleans and they have two boys, Austin (11) and Jaiden (10).



Bo Bahnsen

Senior Associate AD/Compliance and Planning

Returning in 2009 to serve the department in the Compliance Office, Bahnsen is once again proving to be a very versatile member of the athletic department.

Before moving back to Compliance, Bahnsen served the previous five years, in a valuable role as Associate Athletics Director for Internal Relations, overseeing the ticket office and all customer service operations.

Prior to December of 2003, Bahnsen's primary responsibility for the previous 14 years was to serve as LSU's NCAA compliance officer.

Bahnsen served as manager of the LSU basketball team as an undergraduate at LSU. In 1982, he became the administrative assistant for the men's basketball team, where he worked for five years.

In July 1987, he became administrative assistant to Athletics Director Joe Dean, overseeing the purchasing office and departmental travel operations until his promotion in 1989. In 1989, he was assigned his primary responsibility as NCAA compliance officer as assistant athletics director, and then was promoted to associate AD in 1996.

Bahnsen has been responsible for overseeing the successful implementation of LSU's Tradition Fund Program, a football-seating plan that requires contributions for the right to purchase approximately 45,000 seats in Tiger Stadium. In 2009, he helped organize the highly successful LSU celebration of the 100th anniversary of the Men's Basketball Program.

A native of Wharton, Texas, Bahnsen attended Wharton County Junior College for two years before transferring to LSU in 1979. He earned his Bachelor of Science degree in physical education.

Bahnsen, 57, is married to the former Karen Mayson, a former LSU golfer and current head coach of the Lady Tigers golf program. The couple has two children, Darren and Devin.



Mark Ewing

Senior Associate AD/Business

Mark Ewing, a 32-year employee of Louisiana State University, is in his 16th year with the Athletics Department, and serves as the department's Senior Associate Athletics Director for Business and the department's Chief Financial Officer.

His duties as the department's Chief Financial Officer includes oversight of the departments over \$126 million budget, management of the athletic business office, oversight of all travel, human resources, and purchasing. He also supervises the Athletic Ticket Office and serves as the liaison for concession operations. He is responsible for the department's financial forecasting and provides the financial information necessary for funding athletic construction and maintenance projects. He also serves as the department's administrator for men's and women's golf.

Ewing came to athletics from LSU's Office of Budget and Planning. He served as LSU's Budget Director overseeing the development and management of the university operating budget.

Ewing, who is a native of Pointe Coupee Parish, received a bachelor's degree in finance from LSU in 1978 and a master's degree in public administration from LSU in 1995.

Ewing is married to the former Gail Ingram of Morgan City, Louisiana and they have three daughters, Andrea, Arleen and Molly Sue. He also has three granddaughters -- Ansley Grace, Dorothy Claire and Evelyn McLain -- and one grandson, Parker Ryan.



Ronnie Haliburton

Senior Associate AD/Athletic Facility Management

Ronnie Haliburton, who served as director of facility services in the LSU Athletics Department for three years, was promoted to Associate Athletics Director for Athletic Facility Management in March 2007.

Haliburton came to the athletics department in December of 2003 from LSU's facility maintenance department, where he served as manager for five years. He was responsible for the overall management of custodial operations, special events crews, stock room inventory and equipment repair.

Haliburton played as a tight end for the LSU football team from 1986-89, and was a member of two Southeastern Conference championship teams. He later played for the Denver Broncos for three years.

He first joined LSU in an administrative capacity in 1994 as resident assistant of Broussard Hall, then the school's athletic dormitory, before moving to the weight room as a student assistant strength coach.

Haliburton became a resident manager in 1996 before being named coordinator of residence life later that year. In 1998, he became Manager of Facility Maintenance at LSU.



Eddie Nuñez

Deputy Director of Athletics

Eddie Nuñez was named Deputy Director of Athletics in January of 2016.

As a member of the Senior Management Team, Nuñez's responsibilities include assisting in the oversight of day to day operations of the athletic department and serves as the sport administrator for the men's basketball program, men's and women's tennis programs.

In his role, he also oversees the planning and management of the athletic strategic plan, the Marketing/Promotions, Athletic Communications, Social and Digital Media, Creative Services, Video and Network Broadcast Services departments and directs all capital projects for the Athletic Department.

Nuñez also serves as the Athletic Department's liaison with LSU Sports Properties and the University Licensing and Brand Management as well as the Tiger Athletic Foundation.

Under his guidance, the athletic department has experienced over \$380 million dollars in renovations and construction of athletic facility projects. He also spearheaded the renegotiations of a 10 year multi-media rights agreement with Outfront Media Sports. During his time at LSU, he has been appointed to represent the department of athletics on various University and community committees.

Nuñez joined the Athletics Department in October 2003 and was promoted to Associate Athletics Director for Operations and Project Development in June of 2007 and Senior Associate Athletic Director in 2009.

Nuñez has 16 years of experience working in intercollegiate athletics. Nuñez came to LSU after two and half years as the Director of Game and Event Management at Vanderbilt University. At Vanderbilt, along with directing the Game and Event Management department, he also assisted in construction of numerous facilities. Prior to that, Nuñez served as men's basketball administrative assistant coach at Marquette University for one year and two years as men's basketball graduate assistant for coach Billy Donovan at the University of Florida.

Nuñez, played two seasons on the University of Florida basketball team in 1996-97 and 1997-98. He transferred to Florida after playing two years and obtaining a degree from Miami-Dade Community College.

The native of Miami, Fla., received his Associate degree in arts and architecture from Miami-Dade Community College in 1995, his Bachelor's in Sports Management and Masters in Sports Administration from the University of Florida in 1998 and 2000, respectively. He is married to the former Jane Hess and the couple has two daughters, Elizabeth Kendall (7) and Anna Caldwell (5).



Miriam Segar

Senior Associate AD/Senior Woman Administrator

Former LSU women's basketball player Miriam Segar has been a part of the athletics administration since June of 1995 and is now the Senior Associate AD and the department's Senior Woman Administrator after having served as Associate Athletics Director for Student Services since April 2007. She had served as Assistant Athletics Director since 2004.

As LSU's Senior Woman Administrator, Segar's responsibilities include oversight of the highly successful Tiger Olympic Sports program. She also supervises the Tiger baseball program and the LSU cheerleaders.

Segar began her administrative career at LSU as the compliance coordinator where she served for three years. Following that, in 1998, Segar was named the director of the CHAMPS/Life Skills Program where she worked until 2001 when she became the Director of Student Services.

While working with CHAMPS/Life Skills, Segar guided the program to the Division I Athletic Directors Program of Excellence Award in 2001.

Prior to returning to her alma mater, Segar spent one year at the SEC office as the championships assistant and the officiating assistant, assisting in the management of all SEC championships and tournaments and the coordination of women's basketball officials.

Segar, the 2006 Athletic Department Female Alumna of the Year, was a three-year captain for the Lady Tigers basketball team and received four letters from 1990 to 1994. She earned the 1994 NCAA Post-graduate Scholarship and was a member of the 1994 NCAA All-Academic team.

Segar and her husband Jamie have four children -- Grant, Reid, Maggie and Hayes.



Brian Broussard

Associate AD/Ticket Sales and Operations

A 20-year veteran of the Athletics Department, including 16 years as ticket manager, Brian Broussard was promoted to Assistant Athletics Director for Ticket Operations in July 2007 and Associate AD in 2012.

Broussard is responsible for revenue in excess of \$50 million, which includes the management of ticket and parking sales and renewals for all sports, as well as Tradition Fund donations for football, men's basketball and baseball.

Broussard began at LSU in August 1996 as an assistant ticket manager responsible for men's basketball sales and the day-to-day operations of ticket office. In March 2000, he was promoted to ticket manager, becoming responsible for the ticketing in all sports.

Prior to joining the LSU staff, Broussard was the ticket manager at Northwestern State in 1996. He worked as a promotions assistant at the University of Miami in 1995 and was the gameday club manager for the New Orleans Saints in 1994.

The Gretna native earned his bachelor's degree in political science from LSU in 1993. He is married to the former Aimee Hodges of Alexandria.



Emmett David

Associate AD/Facility and Project Development

Emmett David joined the LSU Athletics Department in 2012 after serving as Director of the Office of Planning Design and Construction at LSU since June of 1996.

He assists in facility and project development for the Athletic Department including the South Stadium addition and the recently completed tennis stadium, the gymnastics practice facility and other property holding enhancements.

Among his responsibilities for the University was to serve as facility officer for Doctoral I Research Institution consisting of 11.2 million gross square feet with 250 primary buildings. He also was responsible for the 5-year Capital Outlay project planning of some \$484 million, deferred maintenance reporting and funding; and, ADA and Life Safety Code deficiency projects, budgets and tracking of expenditures of some \$200 million. He was responsible for nearly \$800,000 in physical development on campus with projects such as Choppin Annex, Residential College, Business Education Complex, Raphael Semmes Parking Garage and numerous major maintenance, repair and restoration projects.

He also coordinated and implemented master plans for such departments as Parking and Traffic, Athletics, Veterinary Medicine, Student Health Center, Union, University Recreation, South Campus and Residential Life.

David developed long range planning of future projects and the impact of associated displacement and monitored and managed space inventory and he has served as a Staff Senator.

David graduated from LSU with a Bachelor of Architecture in 1982 and his Master of Public Administration in 2006. He is a registered licensed architect by the state of Louisiana.

Emmett and his wife Maurine have two children Chloe and Gabe, who are both residents of Baton Rouge.



Neal Lamonica

Assistant AD/Fiscal Operations

Neal Lamonica, a member of the LSU Athletic Department staff since January 2000, was promoted to Assistant Athletic Director for Fiscal Operations in August 2013.

His primary duties include monitoring the Athletic Department's over \$125 million budget, and assisting coaches and administrators in formulating budgets for future years. He also serves as the liaison to the athletic department's retail sales operations and Tiger Booster Clubs.

Lamonica began his professional career at LSU in 2000 in the athletic department compliance office before moving to the business office in June 2003. He served as Coordinator of Athletic Business until December 2005, when he was named Business Manager. Lamonica was promoted to Director of Fiscal Operations in November 2009.

Lamonica received a bachelor's degree in mass communications from LSU in 1998, and he earned an LSU master's degree in business administration in 2003.

Lamonica and his wife, Blythe, are the parents of three sons -- Davis, Sam Henry and Luke.



Mathew Shanklin

Assistant AD/Marketing

Mathew Shanklin is in his fifth year at LSU serving as the Assistant Athletic Director of Marketing and as the General Business Manager for LSU Sports Properties, the multi-media rights holder for Tiger Athletics. Previously, Shanklin served 20 years as the Associate Athletic Director of Marketing and Licensing at the University of Arkansas.

Shanklin supervises all operations and client services for LSU Sports Properties, while also managing the LSU Marketing efforts. Since joining LSU, he has implemented several new initiatives including the Bengal

Brigade Street team and the new band pre-game presentation for men's basketball. He also spearheaded the partnership with Halftime Live, coordinating the unique halftime concert with Grammy winners 3 Doors Down and the LSU Marching Band at the LSU-Texas A&M game in 2015.

While at Arkansas, Shanklin was in charge of all department marketing/promotions, corporate sponsorships, advertising sales and coordinated all sales and programming for the football, basketball and baseball video boards. He was instrumental in developing the HogPen, a tailgating area for fans inside Baum Stadium, the Hog Spa hot tub area at Baum Stadium and the RBI Girls. Shanklin was instrumental in establishing the school's first baseball radio network in 1992, one of the nation's largest with more than 25 affiliates statewide as well as creating the first Hispanic radio network for the University of Arkansas. In 1998, Shanklin became the university's licensing coordinator and under his direction, licensing revenues increased every quarter.

Shanklin was assistant marketing director at East Carolina University for a year before going to Arkansas. He had served as an intern at Arkansas for five months before joining the ECU staff.

A 1984 graduate of South Mecklenburg (N.C.) High School in Charlotte, N.C., where he lettered in baseball and soccer, Shanklin earned his degree in communications from North Carolina-Wilmington in 1988.

A graduate of Ohio University's highly respected sports administration program, Shanklin earned a master's degree in that program in the fall of 1989.

An avid golfer, Shanklin married the former Missy Emmerson of Jacksonville, Texas, in 2003. She has a daughter, Jordan (21) who attends LSU, and they are also the parents of Barbara Blake (11) and Izabella Grace (9).



David Taylor

Assistant AD/Game-Event Management

David Taylor, who has been a part of LSU's game management team since September 2005, was promoted in August 2014 to Assistant Athletic Director of Game and Event Management. Taylor handles all aspects regarding game management of athletic events while overseeing a staff that helps coordinate all events within the LSU Athletic Department grounds.

Taylor, who started as game management coordinator, was promoted to Assistant Director in 2006 and Associate Director in 2008. He assumed the directorship of Game and Event Management in September 2011.

Prior to that, Taylor served as Assistant Coordinator of Athletic Facilities and Game Operations at Texas State University from 2003 to 2005.

Taylor earned his B.S. degree from Texas-El Paso in 1999 and his Masters in Sports Management in 2003 from the University of Texas.



Blair Napolitano

Assistant AD/Compliance

Blair Napolitano, who is in her 10th year with the LSU athletic department, was promoted to assistant athletic director in October 2014. She directs the day-to-day-operations of the compliance office, and her primary duties include researching and communicating with coaches, counselors and prospective student-athletes regarding prospect's initial eligibility and amateurism status.

She also serves on the liaison for student-athletes to the LSU admissions office, and she researches and provides interpretations on NCAA rules and SEC bylaws to coaches, staff and student-athletes.

Napolitano began her LSU career as a compliance coordinator in October 2005, and she was named director of compliance in October 2009.

A native of Baton Rouge, she earned her bachelor's degree in kinesiology from LSU in 2005 while serving as a student manager for the track and field team from 2003-05. She received her Master's degree in business administration from LSU in August 2010.

Napolitano and her husband, Anthony, have one son, Carter, born in May 2015.



Wendy Nall

Assistant AD/Human Resources

Wendy Nall has served in the LSU Athletics Human Resources department since 2001. She was promoted to Manager in 2003 and named an Assistant AD in November of 2015.

Nall, graduated from Southeastern Louisiana University in Hammond in May 2000 with a major in kinesiology with a sports administration concentration. She completed her Masters of Science at LSU in August 2001.

Nall is married to husband Slater and they have two daughters; Kendall and Olivia.



Michael Bonnette

Associate AD/Communications

Michael Bonnette enters his 17th year as LSU's Communications Director and 10th as Associated Athletic Director. Bonnette was originally elevated to Sports Information Director in August of 2000 and the promoted to Assistant Athletic Director in July of 2004.

As Communications Director, Bonnette serves as the chief contact for LSU's nationally-ranked football team as well as overseeing all publicity activities for the 21 sports sponsored by the Athletic Department.

The 46-year-old Bonnette, who served as an Associate Sports Information Director for seven years, is in his 23rd year with the LSU Athletic Department.

His 2012 LSU Football media guide as named "Best in the Nation" by CoSIDA, one of several awards he has received from the organization and in the Louisiana Sports Writers Association annual writing contests. His 2014 football media guide was ranked second in the nation.

The Lake Charles, La., native has been around the sports media profession his entire life as he is the son of retired McNeese State Sports Information Director Louis Bonnette, a member of the CoSIDA Hall of Fame. The field at Cowboy Stadium in Lake Charles is named "Louis Bonnette Field". His brother, Matthew, continued the family tradition at McNeese by being named Sports Information Director in July 2012, following his Dad, who held that position for 46 years.

Bonnette, who is a 1993 graduate of LSU, is past president of SIDs for the Southeastern Conference and is currently the vice-president for SIDs for the LSWA. He is married to the former Robin Arnaud of Opelousas, La and the couple has three sons: Peyton (18), Grant (17) and Max (11). Peyton recently graduated from University High and will be a freshman at LSU this fall.



MEDIA

INFORMATION

The 2017 LSU Baseball Official Yearbook is a source of information for the news media. Additional information is available upon request from the LSU Sports Information Office. News releases, photographs and video footage will be made available to accredited members of the news media. The LSU Sports Information Office is located on the fifth floor of the LSU Athletic Administration Building.

Mailing Address

LSU Sports Information
Athletic Administration Building
Baton Rouge, LA 70803

Overnight Mail Address

Room 501, LSU Athletics Admin. Bldg.
N. Stadium Dr. at Nicholson Dr.
Baton Rouge, LA 70803

Phone Directory

Press Box: 225-578-4149
Sports Information: 225-578-8226
Sports Information Fax: 225-578-1861
Baseball Office: 225-578-4148
Baseball Office Fax: 225-578-4066
Baseball Contact - Bill Franques
E-mail Address - wfranqu@lsu.edu

Credentials

All media attending LSU baseball home games must present a media pass for admission to Alex Box Stadium. Media are asked to enter the stadium on the third-base side between the Ticket Office and the Hall of Fame Room. Credentials for home games are issued for working media only and should be requested as early as possible.

- Requests for credentials should be made in advance by e-mail and directed to Senior Associate SID Bill Franques at wfranqu@lsu.edu.
- Requests are honored from sports editors of daily and weekly newspapers, editors of sports periodicals, web site administrators, and sports directors of radio and television stations who broadcast regularly-scheduled sports reports and talk shows.
- Credentials not mailed may be picked up beginning 90 minutes prior to game time at the Will Call window on the third base side of Alex Box Stadium, Skip Bertman Field.

Press Box Services

A complete NCAA box score and pertinent game facts will be distributed to members of the working media. Press packets are provided 60 minutes prior to the first pitch, or earlier upon request. Press packets include a scorecard and team rosters, updated statistics for each team, conference statistics and game notes.

Wireless Internet

Please contact Senior Associate SID Bill Franques in order to obtain login information for LSU's wireless internet services.

Parking

Because of limited space, requests for parking passes should be made with credential requests. It should not be assumed that parking passes will be provided with all media credentials.

Radio/Television

Radio and television space for broadcasting baseball games is located in the press box. LSU provides courtesy lines for radio stations wishing to broadcast a game from Alex Box Stadium, Skip Bertman Field.



Head Coach Paul Mainieri

Coach Mainieri is usually available for interviews on weekdays prior to practice sessions. Please coordinate all requests for interviews with Coach Mainieri through the Sports Information Office. Appointments and interviews may be arranged through Bill Franques at wfranqu@lsu.edu or (225) 578-2527. Coach Mainieri will meet with reporters approximately 15 minutes after home games in the Champion's Club of Alex Box Stadium.

Practice/Interviews

Media members are invited to attend LSU baseball practice sessions. Players and coaches are usually available for interviews before each practice in Alex Box Stadium, Skip Bertman Field. Contact Bill Franques at wfranqu@lsu.edu or 225.578.2527 for practice times. Postgame player interviews are conducted in front of the LSU dugout at the conclusion of a brief team meeting on the field. The LSU locker room is closed to the media.



LSU Athletics, like all 14 schools in the Southeastern Conference, built state-of-the-art control rooms and purchased HD camera equipment to provide the same quality coverage for events that viewers were used to for years on ESPN family of network events.



SEC Network

The first two years of the SEC Network have proven to be one of the most successful launches by a network in all of cable television. Plus, it has brought Southeastern Conference sports to audiences nationwide.

That was the vision when the SEC and ESPN signed a 20-year agreement through 2034 to create and operate a multiplatform network which launched on Aug. 14, 2014. The network and its accompanying digital platform carries SEC contest 24/7 including some 1,500 events each year.

The network televises 45 football games, more than 100 men's basketball games, 60 women's basketball games, 75 baseball games, and events from across the SEC's 21 sports annually.

Besides the volume of over the air events, thanks to commitment by athletic departments like LSU, all 14 schools

built state-of-the-art control rooms and purchased HD camera equipment to provide the same quality coverage for events that viewers were used to for years on ESPN family of network events.

These events were made exclusively through the WatchESPN site as part of SEC Network+ on computers, phones and tablets, allowing fans anywhere and almost anytime to watch their favorite teams play their favorite sports.

The SEC Network has also become known for its studio show "SEC Now" and its "SEC Inside" show will focus on one basketball team each week during the season.



KEVIN WAGNER
ASSISTANT ATHLETIC DIRECTOR
TELEVISION OPERATIONS

In April, 2014, Kevin Wagner was promoted to Assistant Athletic Director, Television Operations, and Wagner oversees the LSU Athletic Department's responsibilities for the SEC Television Network.

Included in those responsibilities will be the production of all live digital sports events originating at LSU for ESPN3 and the SEC Network. Wagner will also oversee and coordinate all other television production projects for the LSU Athletic Department.

For the past 26 years, Wagner served as the Executive Producer/Director for LSU's four major coaches' television shows (Inside LSU Football, Inside LSU Basketball, Inside LSU Baseball, and Inside Lady Tiger Basketball), and he coordinated video production for LSU's video scoreboards in Tiger Stadium, the Pete Maravich Assembly Center and Alex Box Stadium.

Wagner, 59, joined LSU's Television department as Assistant Coordinator in August of 1989, and was promoted to Coordinator of Electronic Media/Television in July of 1994.

A 1980 graduate of LSU in broadcast journalism, Wagner was a four-year Tiger letterman in diving (1975-79), earning All-Southeastern Conference honors in 1979 on the three-meter springboard.

A native of Houston with 36 years of television production experience, Wagner and his wife Karen have two daughters - Allyson and Jennifer - and six grandchildren: Kaleigh, Randy, Conner, Tanner, Carson, and Kyndal.



JOHN SCHIEBE
ASSISTANT DIRECTOR
TELEVISION OPERATIONS

John Schiebe begins his 22nd season in the LSU Athletics Television Department. He came to LSU in August of 1994 from the University of Mississippi where he served as post-production supervisor in the Teleproductions Center.

Schiebe served as a production assistant in Educational Television Services at Oklahoma State from 1984-87 before becoming a producer/director in Agricultural Communications at OSU from 1987-93 when he joined Ole Miss.

A 1986 graduate of Oklahoma State, he was born in Minneapolis, Minnesota and attended high school in Oxford, Mississippi

Schiebe, who has been instrumental in videoboard direction in past years, will take on a new role assisting with the role of the athletic department in association with the SEC Network.

Schiebe is married to the former Mollie Clements of Memphis, Tenn., and they have two children, Tom and Pat.



Paul Mainieri and Inside LSU Baseball host Chris Blair



Inside LSU Baseball with Paul Mainieri

Inside LSU Baseball is a weekly program featuring LSU head coach Paul Mainieri. The first installment of the 2017 season will air March 21 and the show runs through May 23. The show features game highlights, player profiles and in-depth stories on the Fighting Tiger program.

Inside LSU Baseball with Paul Mainieri is syndicated weekly during the season throughout all major markets in the state of Louisiana by LSU Sports Properties. In addition, the show can be viewed in its entirety on LSU's official athletics department web site, LSUsports.net.

2017 Inside LSU Baseball TV Affiliates

BATON ROUGE
WBTR-TV (Ch. 19)
COX CABLE (Ch. 4)

ALEXANDRIA
KLAX-TV (Ch. 31)

LAFAYETTE
KADN-TV (Ch. 15)

LAKE CHARLES
KLOC-TV (Ch. 60)

MONROE
KARD-TV (Ch. 14)

NEW ORLEANS
WUPL-TV (Cox Cable Ch. 2)

REGIONAL NETWORKS
COX Sports Television
FOX Sports Southwest



Lyn Rollins (right) and former LSU all-American Ben McDonald are joined by former Tiger pitcher Ronnie Rantz (below) on network telecasts.



Ronnie Rantz

Network Telecasts
Check www.LSUports.net for a listing of games to be televised this season.

VIDEO PRODUCTIONS



David Landry
Director of Media Productions

David Landry begins his ninth season since returning to the Television Department in 2006.

The Baton Rouge native spent 12 years in television production in the Baton Rouge area after serving as a full-time television producer for LSU Athletics from 1990-94. He was also involved in LSU Athletics television production from 1988-90 during his time as a student at the University.

Landry graduated from LSU in 1990 with a bachelor's degree in broadcast journalism. He is married to the former Kim Segura of Baton Rouge and has two sons, Patrick and John.



Lee Scioneaux
Production Manager

Lee Scioneaux is in his second year working with LSU Sports Productions, bringing his 25 years of experience in video production and marketing.

Scioneaux started his career in 1991 working at a Baton Rouge based video production facility and then in 1998 co-founded and operated his own production operation.

In 2008, Scioneaux joined the corporate world as a marketing director focusing on online media & production.

A native of LaPlace, and a 1990 graduate in broadcast journalism at LSU, Scioneaux married the former Michele Doming of Litcher and they have three children - Seth, Gabe, and Marie.



Andrew Franzella
Video Production Specialist

Andrew Franzella is in his second year with the LSU Sports Productions team where he serves as a Video Production Specialist. Franzella helps produce all six television coaches shows for LSU and creates original video content for LSU Athletics' social media platforms. He and his wife, Lauren, are high school sweethearts from Mandeville, La. They both are LSU graduates who love living near the campus with their dog, Magnolia.



Benjamin Bullock
Video Production Specialist

Benjamin Bullock joined the LSU Sports Properties team in August of 2016 as a Video Production Specialist.

Previously, Bullock spent three years at his alma mater - Delaware State University - serving as the Assistant Athletic Media Relations Director and Director of Multimedia/Social Media.

Bullock also constructed and taught the first-ever Digital Athletic Media Relations course in conjunction with the athletic department and mass communications office during the 2015-16 school year.



The Paul Mainieri Show
PRESENTED BY CAPITAL ONE BANK

Selected LSU Sports Radio Network stations will air "The Paul Mainieri Show, presented by Capital One Bank" each Monday from 7-8 p.m., beginning on March 27 and continuing through May 15. The show airs live from T.J. Ribs Restaurant on Acadian Thruway in Baton Rouge.

The show is designed to give Tiger fans a chance to visit both live and by phone with LSU coach Paul Mainieri. Fans have the opportunity to watch the show live at T.J. Ribs and ask Coach Mainieri questions in person. There is also a call-in segment that features questions from listeners on the LSU Sports Radio Network and in the Geaux Zone at LSUsports.net.



Former LSU pitcher Doug Thompson (left) and "Voice of the Tigers" Chris Blair will broadcast the Tigers' home games in 2016. Blair will be joined on road game broadcasts by baseball communications director Bill Franques.

Chris Blair - "The Voice of the Tigers"

Chris Blair, LSU's Director of Radio Broadcasting, enters his second season as the "Voice of the Tigers." Blair officially joined the LSU Athletic Department on December 7, 2015, and he broadcast his first LSU athletic event on February 19, 2016, when the baseball team took on Cincinnati in Alex Box Stadium, Skip Bertman Field.

Blair worked as the play-by-play voice for Georgia Southern athletics for 10 seasons prior to his appointment at LSU. His resume covers virtually all aspects of broadcasting, with broadcast management and marketing positions in Greenville and Columbia, S.C. Blair basically grew up inside a radio station, working at age 14 for his father, also a long-time broadcaster. His college broadcast experience includes working for the Clemson Tiger Sports Network and at Lander University.

Blair spent 10 years as play-by-play announcer for prep powerhouse Greenwood High School in South Carolina and handled the play-by-play for four state championship football games at Williams-Brice Stadium in Columbia, S.C.

Along with his play-by-play duties for Georgia Southern, Blair handled all the behind-the-scenes aspects with affiliate relations, network marketing plans and overall sound presentation of GSU Athletics on the air and on the Internet. He also hosted the weekly coaches radio shows and was the host for the weekly television show for GSU basketball.

Blair, 42, is married to the former Amber Anders and they have two children, Craffon Christopher and Rivers Elisabeth.



The LSU Sports Radio Network is scheduled to broadcast all regular-season contests in 2017 along with the Tigers' games in the SEC and NCAA Tournaments. LSU Baseball will be distributed by satellite to 15 radio stations from the broadcast studios on the fifth floor of the athletic administration building.

WDGL-FM (98.1) in Baton Rouge serves as the flagship station for the LSU Sports Network. All programming can also be heard at www.LSUsports.net, and selected games will be available on Sirius/XM Satellite Radio.

The LSU Sports Radio Network is one of the most diverse and progressive college radio networks in the country, utilizing an in-house radio studio to originate over 140 live events in football, men's and women's basketball, baseball and softball. In addition to live events, network programming also includes a weekly live coach's show for football, men's and women's basketball and baseball.

2017 LSU Baseball Network Affiliates (Projected)

CALL LETTERS	FREQUENCY	CITY
WDGL-FM	98.1	Baton Rouge (Flagship Station)
KSyl-AM	970	Alexandria
WBOX-FM	92.9	Bogalusa
KFNv-FM	107.1	Ferriday
KJNA-FM	102.7	Jena
KLWB-FM	103.7	Lafayette/Opelousas
KXZZ-AM	1580	Lake Charles
KJAE-FM	93.5	Leesville
KBZE-FM	105.9	Morgan City
KFRA-AM	1390	Morgan City
WWL-AM	870	New Orleans
KRUS-AM	1490	Ruston
KWKH-AM	1130	Shreveport
WFCG-FM	107.3	Tylertown, Miss.
KVPI-AM	1050	Ville Platte

Network Affiliates are subject to change. Visit www.LSUsports.net/radioaffiliates



Paul Mainieri joins Bill Franques for a postgame show after each home game in the Champion's Club of Alex Box Stadium.

President

(President of LSU System, 1965-present)
 James M. Smith, 1930-1939
 Paul M. Hebert, 1939-1941
 Campbell B. Hodges, 1941-1944
 William B. Hatcher, 1944-1947
 Fred C. Frey, 1947
 Harold W. Stoke, 1947-1951
 Troy H. Middleton, 1951-1962
 John A. Hunter, 1962-1972
 Martin D. Woodin, 1972-1985
 Allen A. Copping, 1985-99
 William L. Jenkins, 1999-2007; 2012-13
 John V. Lombardi, 2007-12
 F. King Alexander, 2013-

Chancellor

Cecil G. Taylor, 1965-1974
 Paul W. Murrill, 1974-1981
 James H. Wharton, 1981-1988
 E. Grady Bogue, 1988 (Dec.)-1989 (July)
 William E. Davis, 1989-96
 William L. Jenkins, 1996-99; 2008; 2012-13
 Mark A. Emmert, 1999-2004
 Sean O'Keefe, 2005-08
 Michael V. Martin, 2008-12
 F. King Alexander, 2013-

Athletics Director

T.P. Heard, 1933-55
 Jim Corbett, 1955-67
 Harry Rabenhorst, 1967-68
 Carl Maddox, 1968-78
 Paul Dietzel, 1978-82
 Bob Brodhead, 1982-86
 Joe Dean, 1987-2000
 Skip Bertman, 2001-08
 Joe Alleva, 2008-

Faculty Athletic Chairman

James F. Broussard, 1932-42
 B.F. Mitchell, 1942-43
 J.G. Lee, 1945-46
 A.R. Choppin, 1956-57
 John C. Floyd, 1957-58
 George H. Lowrey, 1958-59
 Benjamin C. Craft, 1959-60
 Lemos L. Fulmer, 1961-62
 W.R. Edwards, 1962-64
 Luther Wade, 1964-65
 Dale R. Carver, 1965-66
 George W. Fair, 1966-68
 A. Bigler Crow, 1968-69
 Maurice Vick, 1969-70
 Frank Rickey, 1970-71
 Melvin Dakin, 1971-72
 Robert May, 1972-74
 J.B. Frye, 1974-75
 L.R. Daniel, 1975-78
 Joseph Liuzzo, 1978-83
 Billy Seay, 1983-91
 Sam Hilliard, 1991-1993
 Pat Culbertson, 1994-2002
 Ken Carpenter, 2002-07
 Dydia DeLyser, 2007-11
 Bill Demastes, 2011-

Sports Information Director

Jack Fiser, 1948-49
 Jim Corbett, 1945-48; 1950-1954
 Bob Lynch, 1949-50
 Ace Higgins, 1954-66
 Bud Johnson, 1966-71

Paul Manasseh, 1971-83

Joe Yates, 1983-85
 Jamie Kimbrough, 1985-88
 Herb Vincent, 1988-2000
 Michael Bonnette, 2000-

Football Coach

L.M. "Biff" Jones, 1933-34
 Bernie Moore, 1935-47
 Gaynell Tinsley, 1948-54
 Paul Dietzel, 1955-61
 Charlie McClendon, 1962-79
 Jerry Stovall, 1980-83
 Bill Arnsperger, 1984-86
 Mike Archer, 1987-90
 Curley Hallman, 1991-94
 Gerry DiNardo, 1995-99
 Nick Saban, 2000-2004
 Les Miles, 2005-16 (Sept.)
 Ed Orgeron, (Sept.) 2016-

Men's Basketball Coach

Harry Rabenhorst, 1933-42
 Dale Morey, 1943-44
 Jess Fatherree, 1945
 A.L. "Red" Swanson, 1945
 Harry Rabenhorst, 1946-57
 Jay McCreary, 1958-65
 Frank Truitt, 1965-66
 Press Maravich, 1966-72
 Dale D. Brown, 1972-97
 John Brady, 1997-2008
 Trent Johnson, 2008-12
 Johnny Jones, 2012-

Baseball Coach

Harry Rabenhorst, 1933-42
 A.L. "Red" Swanson, 1943-45
 Harry Rabenhorst, 1946-57
 Raymond Didier, 1958-64
 Jim Waldrop, 1964-66
 Jim Smith, 1966-78
 Jack Lamabe, 1979-83
 Skip Bertman, 1984-2001
 Smoke Laval, 2002-2006
 Paul Mainieri, 2007-

Women's Basketball Coach

Jinks Coleman, 1975-79
 Barbara Swanner, 1979-82
 Sue Gunter, 1982-2004
 Pokey Chatman, 2004-07
 Van Chancellor, 2007-11
 Nikki Fargas, 2011-

Gymnastics Coach

Jackie Walker, 1974-77
 D-D Breaux, 1977-

Volleyball Coach

Gerry Owens, 1977-80
 Ruth Nelson, 1981-84
 Scott Luster, 1985-1997
 Fran Flory, 1998-

Men's Tennis Coach

Charlie Diel, 1932-46
 W.T. "Dub" Robinson, 1947-74
 Steve Carter, 1975-78
 Steve Strome, 1979-81
 Jerry Simmons, 1982-97
 Jeff Brown, 1998-

Women's Tennis Coach

Pat Newman, 1976-79
 Karen McCarter Elliott, 1980
 Betty Sue Hagerman, 1981-83
 Philip Campbell, 1984-88
 Geoff Macdonald, 1988-91
 Tony Minnis, 1992-2012
 Julia Sell, 2012- (co-head coach beginning in 2015)
 Michael Sell, 2015- (co-head coach)

Men's Golf Coach

Major J. Perry Cole, 1933-43
 Mike Donahue, 1944-45
 T.P. "Red" Heard, 1946-47
 Mike Barbato, 1948-60
 Harry Taylor & Fred Knight, 1961-62
 Harry Taylor, 1963-67
 C.D. Smith, 1968
 Tommy Martty, 1969
 Ben Freeman, 1970-71
 Bill Brogdon, 1972-76
 Dave Sigler, 1977-82
 Buddy Alexander, 1983-87
 Britt Harrison, 1987-99
 Greg Jones, 1999-2005
 Chuck Winstead, 2005-

Women's Golf Coach

Mary Rehling-Holmes, 1979-82
 Buddy Alexander, 1983
 Rickie Stukes, 1983-84
 Karen Bahnsen, 1984-

Soccer Coach

Miriam Hickey, 1995-96
 Greg Boggs, 1997-99
 George Fotopoulos, 2000-04
 Brian Lee, 2005-

Softball Coach

Carol Smith, 1979-82
 Cathy Compton, 1995-1998
 Glenn Moore, 1999-2000
 Yvette Girouard, 2001-11
 Beth Torina, 2012-

Swimming & Diving Coach

Ken Van Voorhis, 1968-69
 Layne Jorgenson, 1969-71
 Ivan Harless, 1971-72
 Ted Stickles, 1972-79
 Ivan Harless, 1979-81
 Scott Woodburn, 1981-85
 Sam Freas, 1985-88
 Rick Meador, 1988-2000
 Jeff Cavana, 2000-04
 Adam Schmitt, 2004-10
 David Geyer (Swimming), 2010-
 Doug Shaffer (Diving), 2010-

Track & Field Coach

Bernie Moore, 1933-47
 Al Moreau, 1948-63
 Joe May, 1964-76
 Bill McClure, 1976-81
 Boots Gartland, 1981-83
 Billy Maxwell, 1983-86
 Sam Seemes, 1987
 Pat Henry, 1987-2004
 Dennis Shaver, 2004-

WE WERE THERE



For 30 years, Tiger Athletic Foundation members have brought out the best in LSU student-athletes on and off the field. We were there when Warren Morris hit the walk-off homerun to win the 1996 College World Series. We were there in 2008, when funds needed to be raised to build the new Alex Box Stadium. **We are TAF, and we will always be here for Tigers.**

TAF
LSU TIGER ATHLETIC FOUNDATION

HERE FOR TIGERS

LSUTAF.ORG   

LSU SPORTS MOBILE APPS

The Official iPad, iPhone and Android Apps of LSU Athletics



PRESENTED BY

 **BASF**
We create chemistry

Official news, schedules,
scores, rosters and live stats.

Download on the
 **App Store**

GET IT ON
 **Google play**

www.LSUsports.net/apps

LSUsports.net



the exclusive marketing and multimedia rights partner of **LSU** Athletics



TEAM LSU CORPORATE PARTNERS



TIGER PARTNERS



Your Louisiana BMW Centers
BMWcenters.com



FOR MORE INFORMATION REGARDING SPONSORSHIP OPPORTUNITIES WITH LSU ATHLETICS,
PLEASE CONTACT:

LSU Sports Properties
LSU Athletic Administration Building
Baton Rouge, LA 70803

225.578.8883

INTRODUCING

LSUsports.net LIVE

FREE STREAMING AUDIO/VIDEO

LSUsports.net/connect

Connect like never before to your favorite LSU Athletics teams, coaches and departments online and on your smartphone. LSU Athletics' complete Social Media Directory including Facebook pages, Twitter accounts and Instagram are online at LSUsports.net/connect.

TEAMS

LSU Baseball	@LSUBaseball
LSU Men's Basketball	@LSUBasketball
LSU Women's Basketball	@LSUwbkb
LSU Beach Volleyball	@LSUbeachVB
LSU Football	@LSUfootball
LSU Men's Golf	@LSUMensGolf
LSU Women's Golf	@LSUWomensGolf
LSU Gymnastics	@LSUGym
LSU Soccer	@LSUSoccer
LSU Softball	@LSUSoftball
LSU Swimming & Diving	@LSUSwimDive
LSU Men's Tennis	@LSUTennis
LSU Women's Tennis	@LSUwten
LSU Track & Field	@LSUTrackField
LSU Volleyball	@LSUVolleyball

COACHES

Dave Aranda (FB)	@CoachDaveAranda
Dameyune Craig (FB)	@CoachDCraig
Steve Ensminger (FB)	@SteveEnsminger
Jeff Grimes (FB)	@CoachGrimey
Jabbar Juluke (FB)	@CoachJuluke
Ed Orgeron (FB)	@Coach_EdOrgeron
Corey Raymond (FB)	@LSUCoachRaymond
Nolan Cain (BSB)	@ncain39
Johnny Jones (MBB)	@LSUCoachJones
Charlie Leonard (MBB)	@LSUCoachL
Brendan Suhr(MBB)	@Brendansuhr
Nikki Fargas (WBB)	@NikkiCaldwell
Tasha Butts (WBB)	@TashaButts
Mickie DeMoss(WBB)	@demossnickie
Russell Brock (BVB)	@RussLSUbeach
Garrett Runion (MG)	@GRUN1
Karen Bahnsen (WG)	@kbahnse
Alexis Rather (WG)	@Alexis_Rather

Jay Clark (GYM)	@jayclark886
Brian Lee (SOC)	@LSUBrianLee
Beth Torina (SB)	@BethTorina
Howard Dobson (SB)	@HWDobson
Quinlan Duhon (SB)	@LSUQuinlanDuhon
Lindsay Leftwich (SB)	@LLefty18
Dave Geyer (SD)	@LSUCoachGeyer
Jeana Kempe (SD)	@jfooch11
Steve Mellor (SD)	@StevMello
Jeff Brown (MT)	@LSUCoachJBrown
Martin Stiegwardt (MT)	@coachstiegwardt
Julia S. Sell (WT)	@LSUJuliaSell
Michael Sell (WT)	@_sellmichaell
Dennis Shaver (TF)	@LSUCoachShaver
Bennie Brazell (TF)	@LSUCoachBrazell
Todd Lane (TF)	@LSUToddLane
Debbie Parris-Thymes (TF)	@LSUCoachDebbie
Khadevis Robinson (TF/XC)	@khadevis
Derrek Yush (TF)	@LSUCoachYush
Fran Flory (VB)	@LSUCoachFran
Jill Lytle Wilson (VB)	@JillLSUVB
Ethan Pheister (VB)	@Epehister

DEPARTMENTS

LSU Athletics	@LSUsports
LSUpix.net	@LSUpix
LSUsports.net News Feed	@LSUsportsNews
LSU Academic Center	@LSUAcademicCtr
LSU Athletic Training	@LSUAthTraining
LSU Cheerleading	@LSUCheer
LSU Compliance	@LSUCompliance
LSU Creative	@LSUcreative
LSU Event Management	@LSUEM
LSU Final Score	@LSUfinalscore
LSU Football Equipment	@LSUFBEquipment
LSU Football Video	@LSU_FB_Video

LSU Roar Corps	@LSUroarcorps
LSU Sports Properties	@LSUSP
LSU Sports Nutrition	@HealthyTigerLSU
LSU Ticket Office	@LSUtix
LSU Tiger Girls	@LSUTigerGirls
Mike The Tiger	@LSUMikeTiger
Mike's Kids Club	@LSUMKC
National L Club	@LSULclub
Tiger Athletic Foundation	@LSUTAF
Tiger Stadium	@LSUTigerStadium

UNIVERSITY

Official University	@LSU
President F. King Alexander	@LSUprez
University News	@LSUnews

ADMINISTRATION

Michael Bonnette	@LSUBonnette
Brian Broussard	@BroussardBrian
Emily Dixon	@EmilyVDixon
Jason Feirman	@jfeirman
Zach Kendrick	@zkendrick
Kent Lowe	@LSUKent
Tommy Moffitt	@TommyMoffitt
Eddie Nunez	@ENunez15
Clint Self	@clintself
Chris Parent	@ChrisJParent
Jennifer Rodrigues	@jrodtiger
Will Stafford	@WillStaffordLSU
Clyde Verdin	@CVerdin34

MAJOR LEAGUE **TIGERS**

LSU has produced 58 Major League Baseball players since 1987, including 32 pitchers and 26 position players. LSU has had at least one former player make his MLB debut in 24 of the past 26 seasons.



DJ LEMAHIEU
2016 MLB BATTING CHAMPION
2015 NATIONAL LEAGUE ALL-STAR
2014 GOLD GLOVE WINNER
LSU, 2009-09



AARON HILL
2009 AMERICAN LEAGUE RBI KING
2008 AMERICAN LEAGUE COMEBACK PLAYER OF THE YEAR
LSU, 2007-03



WILL HARRIS
2010 NATIONAL LEAGUE ALL-STAR
LSU, 2009-08



LOUIS COLEMAN
2016 WORLD SERIES CHAMPION
LSU, 2009-09



ALEX BREGMAN
LSU, 2013-16



KEVIN GAUSMAN
LSU, 2013-12



NICK GOODY
LSU, 2012



JACOBY JONES
LSU, 2012-13



MIKIE MAHTOOK
LSU, 2009-13



AARON NOLA
LSU, 2012-14



ANTHONY RANAUDO
LSU, 2009-10



RYAN SCHIMPF
LSU, 2007-08

Fourteen former LSU players appeared on 2016 Major League Baseball rosters:

Alex Bregman	INF	Houston Astros	JaCoby Jones	INF	Detroit Tigers
Louis Coleman	RHP	Los Angeles Dodgers	DJ LeMahieu	INF	Colorado Rockies
Charlie Furbush	LHP	Seattle Mariners	Mikie Mahtook	OF	Tampa Bay Rays
Kevin Gausman	RHP	Baltimore Orioles	Aaron Nola	RHP	Philadelphia Phillies
Nick Goody	RHP	New York Yankees	Anthony Ranaudo	RHP	Chicago White Sox
Will Harris	RHP	Houston Astros	Nick Rumbelow	RHP	New York Yankees
Aaron Hill	INF	Boston Red Sox	Ryan Schimpf	INF	San Diego Padres

