

2008 COLLEGE WORLD SERIES PARTICIPANT

2009 BASEBALL

INAUGURAL SEASON OF ALEX BOX STADIUM

BLAKE DEAN
2008 FIRST-TEAM
ALL-AMERICAN



Blake Dean's ninth-inning double lifted LSU to a thrilling 6-5 win over Rice at the 2008 College World Series.



LSU BASEBALL IN 2008

PAUL MAINIERI
2008 NATIONAL
COACH OF THE YEAR

COLLEGE WORLD SERIES PARTICIPANT

NCAA SUPER REGIONAL CHAMPION

NCAA REGIONAL CHAMPION

SEC TOURNAMENT CHAMPION

SEC WESTERN DIVISION CHAMPION

SEC-RECORD 23-GAME WIN STREAK

LOUIS COLEMAN
2009 PRE-SEASON ALL-AMERICAN





THE ORIGINAL
ALEX BOX STADIUM
(1938-2008)

TRADITION CONTINUED

THE NEW
ALEX BOX STADIUM
OPENING FEBRUARY 20, 2009



LSU BASEBALL LEGACY



NATIONAL 1991 • 1993 • 1996 • 1997 • 2000 CHAMPIONS

5

NCAA College World Series Championships

1991, 1993, 1996, 1997, 2000

LSU is one of only four schools to win five CWS titles. Only LSU and Southern California have won four in one decade.

14

CWS Appearances in the Past 23 Years

LSU and Miami (Fla.) are the only two schools in the country with 14 CWS berths since 1986.

31-6

Record on Championship Day in NCAA Tournament Competition

LSU is 26-6 in the final rounds of NCAA regionals and super regionals, and the Tigers are 5-0 in CWS championship games.

30

Most All-Time CWS Victories (30) and Appearances (14) Among SEC Teams.

The second-highest totals among SEC schools are 17 CWS victories and eight CWS appearances.

13

Southeastern Conference Championships

The Tigers won an unprecedented four straight league crowns from 1990-93.

22

NCAA Tournament Berths

The Tigers have appeared in an NCAA Regional in 18 of the past 20 seasons.

.718

Highest All-Time NCAA Tournament Winning Percentage

LSU has a 112-44 record and a .718 winning percentage in regional/super regional and CWS games combined.

23

23-Game Win Streak

LSU set an SEC record in 2008 by winning 23 straight games from April 22-June 1.

17

NCAA Regional Host Site for 17 of the Past 19 Seasons

LSU played host to an NCAA Regional Tournament in 16 straight seasons (1990-2005).

.612

Fifth-Highest All-Time College World Series Winning Percentage

LSU has a 30-19 record at the CWS.

9

50-Win Seasons

LSU is the only SEC school with more than four 50-win seasons in its annals.

318,798

The Nation's Best Attendance

LSU drew 318,798 fans to Alex Box Stadium in 2008 to lead the country in attendance for the 13th straight season.

LSU defeated Stanford, 6-5, to win the 2000 CWS title.



1991



1993



1996



1997



2000

Introduction

4	2009 Schedule/Road Headquarters
5	2009 Roster/Pronunciation Guide
6	Facts About LSU
7	This is LSU Baseball
18	The New Alex Box Stadium
20	Alex Box Stadium History
26	Louisiana State University
28	Academic Center
30	Academic Success
32	CHAMPS Program
34	Athletic Training
36	Strength and Conditioning Program
38	The City of Baton Rouge
39	The State of Louisiana
40	Prominent LSU Alumni
42	LSU Greats
44	Wall of Honor
46	First-Team All-Americans
48	Tigers in the Major Leagues
55	LSU in the Major League Draft
57	LSU in the Olympics

Preview

58	2009 Outlook
61	LSU Depth Chart/Pre-Season Polls
62	SEC Opponents
65	Non-Conference Opponents
68	Post-Season Tournaments

Tigers

69	Player Profiles
----	-----------------

Coaches

82	Head Coach Paul Mainieri
88	Assistant Coaches
91	Support Staff

Review

92	Notes on the 2008 Season
100	2008 Results
101	2008 Final Cumulative Statistics
102	2008 Stats in SEC Games
103	2008 Analysis Stats
104	Career Stats of Departing Players
105	2008 Individual Honors/Final Polls
106	2008 Statistical Summary
108	2008 SEC Standings/Statistics

History

110	The Early History of LSU Baseball
112	The Skip Bertman Years (1984-2001)
116	LSU Lists of Note
118	The 1991 National Champions
120	The 1993 National Champions
122	The 1996 National Champions
124	The 1997 National Champions
126	The 2000 National Champions
128	College World Series Box Scores

Records

133	NCAA and SEC Statistical Champions
134	All-Time Statistical Leaders
136	Year-by-Year Statistical Leaders
138	All-Time Individual Records
140	All-Time Team Records
142	LSU Individual Honors
147	Television Appearances
150	NCAA Tournament Results
162	SEC Postseason Results
164	Outstanding Pitching Performances
165	LSU Varsity Lettermen
169	Year-by-Year W-L Records
170	All-Time Coaching Records
171	All-Time Series Records
172	All-Time Results

LSU

187	LSU President/Board of Supervisors
188	LSU Chancellor/NCAA Faculty Rep
189	The Southeastern Conference
191	Tiger Baseball Alumni
192	Coaches Committee
194	Athletics Hall of Fame & Museum
195	Athletics Facilities
196	LSU Athletics Notebook
198	Director of Athletics Joe Alleva
199	Athletics Administration
201	Sports Information Department
202	Media Information
203	LSU Sports TV Network
204	LSU Sports Radio Network
205	Athletics Staff History
206	www.LSUports.net
207	Tiger Athletic Foundation
208	LSU Sports Properties



The 2008 Tigers claimed the SEC Tournament Championship.

CREDITS

The 2009 LSU Baseball Official Yearbook was produced by the LSU Sports Information Office on Power Macintosh G5 using QuarkXpress 6.5 and Adobe Photoshop CS3.

EDITOR:	Bill Franques
ASSISTANT EDITORS:	Jesse Delerno, Chad Vignes
LAYOUT & DESIGN:	Krystal Bennett
COVER DESIGN:	Krystal Bennett
PRODUCTION ASSISTANCE:	Kenli Langlois
PHOTOGRAPHY:	Steve Franz, Jason Feirman, Jennifer Abelson, Brad Messina, Glenn LeDoux, MLB Baseball, Jim Zietz
PRINTING:	EBSCO Media - Birmingham, Ala.



The LSU Baseball Yearbook has been rated among the top six college baseball publications in the nation in 11 of the past 16 seasons. The yearbook was named "Best in the Nation" in 1993 and in 1994 by the College Sports Information Directors of America (CoSIDA) and the National Collegiate Baseball Writers Association. The publication ranked second in 1996, 1998, 2004 and 2008; third in 2003; fourth in 1995 and 1997; fifth in 2001 and sixth in 1999. The cover of the 2003 guide was also named "Best in the Nation" by CoSIDA.



INTRO

THIS IS LSU

PREVIEW

TIGERS

COACHES

REVIEW

HISTORY

RECORDS

LSU

February

20 (Fri.)	VILLANOVA (CST)	ALEX BOX STADIUM	7 p.m.
21 (Sat.)	VILLANOVA	ALEX BOX STADIUM	2 p.m.
23 (Sun.)	VILLANOVA	ALEX BOX STADIUM	Noon
25 (Wed.)	SOUTHERN	ALEX BOX STADIUM	6:30 p.m.
27 (Fri.)	CENTRAL FLORIDA (CST)	ALEX BOX STADIUM	7 p.m.
28 (Sat.)	CENTRAL FLORIDA	ALEX BOX STADIUM	2 p.m.

March

1 (Sun.)	CENTRAL FLORIDA	ALEX BOX STADIUM	1 p.m.
3 (Tue.)	at New Orleans	New Orleans, La. (Maestri Field)	6:30 p.m.
4 (Wed.)	MISSISSIPPI VALLEY STATE	ALEX BOX STADIUM	6:30 p.m.
6 (Fri.)	ILLINOIS	ALEX BOX STADIUM	7 p.m.
7 (Sat.)	ILLINOIS	ALEX BOX STADIUM	2 p.m.
8 (Sun.)	ILLINOIS	ALEX BOX STADIUM	11 a.m.
10 (Tue.)	at Southeastern Louisiana	Hammond, La.	6 p.m.
11 (Wed.)	LOUISIANA-LAFAYETTE	ALEX BOX STADIUM	6:30 p.m.
13 (Fri.)	KENTUCKY	ALEX BOX STADIUM	7 p.m.
14 (Sat.)	KENTUCKY	ALEX BOX STADIUM	3 p.m.
15 (Sun.)	KENTUCKY	ALEX BOX STADIUM	1 p.m.
17 (Tue.)	NORTHWESTERN STATE	ALEX BOX STADIUM	6:30 p.m.
18 (Wed.)	McNEESE STATE	ALEX BOX STADIUM	6:30 p.m.
20 (Fri.)	at South Carolina	Columbia, S.C.	6 p.m.
21 (Sat.)	at South Carolina	Columbia, S.C.	3 p.m.
22 (Sun.)	at South Carolina	Columbia, S.C.	12:30 p.m.
24 (Tue.)	HARVARD (CST)	ALEX BOX STADIUM	6:30 p.m.
25 (Wed.)	HARVARD	ALEX BOX STADIUM	6:30 p.m.
27 (Fri.)	OLE MISS	ALEX BOX STADIUM	7 p.m.
28 (Sat.)	OLE MISS (FSS)	ALEX BOX STADIUM	3 p.m.
29 (Sun.)	OLE MISS	ALEX BOX STADIUM	1 p.m.
31 (Tue.)	at Tulane	New Orleans, La. (Turchin Stadium)	6 p.m.

April

3 (Fri.)	at Georgia	Athens, Ga.	6 p.m.
4 (Sat.)	at Georgia	Athens, Ga.	2 p.m.
5 (Sun.)	at Georgia	Athens, Ga.	11 a.m.
8 (Wed.)	GRAMBLING	ALEX BOX STADIUM	6:30 p.m.
10 (Fri.)	at Alabama	Tuscaloosa, Ala.	6:30 p.m.
11 (Sat.)	at Alabama	Tuscaloosa, Ala.	4 p.m.
12 (Sun.)	at Alabama	Tuscaloosa, Ala.	2 p.m.
14 (Tue.)	NEW ORLEANS (CST)	ALEX BOX STADIUM	6:30 p.m.
15 (Wed.)	NICHOLLS STATE	ALEX BOX STADIUM	6:30 p.m.
17 (Fri.)	TENNESSEE	ALEX BOX STADIUM	7 p.m.
18 (Sat.)	TENNESSEE	ALEX BOX STADIUM	3 p.m.
19 (Sun.)	TENNESSEE	ALEX BOX STADIUM	1 p.m.
21 (Tue.)	SOUTHEASTERN LOUISIANA	ALEX BOX STADIUM	6:30 p.m.
22 (Wed.)	Louisiana-Lafayette	Metairie, La. (Zephyr Field)	7 p.m.
24 (Fri.)	AUBURN	ALEX BOX STADIUM	7 p.m.
25 (Sat.)	AUBURN	ALEX BOX STADIUM	3 p.m.
26 (Sun.)	AUBURN	ALEX BOX STADIUM	1 p.m.
28 (Tue.)	TULANE (CST)	ALEX BOX STADIUM	6:30 p.m.

May

1 (Fri.)	at Arkansas (CST)	Fayetteville, Ark.	6:35 p.m.
2 (Sat.)	at Arkansas	Fayetteville, Ark.	2:05 p.m.
3 (Sun.)	at Arkansas (CST)	Fayetteville, Ark.	1:05 p.m.
8 (Fri.)	FLORIDA (CST)	ALEX BOX STADIUM	7 p.m.
9 (Sat.)	FLORIDA (FSF)	ALEX BOX STADIUM	7 p.m.
10 (Sun.)	FLORIDA (CST)	ALEX BOX STADIUM	Noon
12 (Tue.)	CENTENARY	ALEX BOX STADIUM	6:30 p.m.
14 (Thu.)	at Mississippi State	Starkville, Miss.	6:30 p.m.
15 (Fri.)	at Mississippi State	Starkville, Miss.	6:30 p.m.
16 (Sat.)	at Mississippi State	Starkville, Miss.	2 p.m.
20-24	SEC Tournament	Hoover, Ala.	
29-31	NCAA Regional Tournament	Site TBA	

June

1	NCAA Regional Tournament	Site TBA
5-7/6-8	NCAA Super Regional Series	Site TBA
13-23/24	College World Series	Omaha, Neb.

All times are Central and subject to change
 CST - Cox Sports Television
 FSS - Fox Sports South
 FSF - Fox Sports Florida

Road Headquarters

South Carolina

March 19-22
 Inn at USC
 1619 Pendleton Street
 Columbia, SC 29201
 803.779.7779

Georgia

April 2-5
 Holiday Inn Athens
 197 East Broad Street
 Athens, GA 30603
 706.548.3031

Alabama

April 9-12
 Four Points by Sheraton
 320 Paul W. Bryant Drive
 Tuscaloosa, AL 35401
 662.236.2500

Arkansas

April 30-May 3
 Courtyard by Marriott Fayetteville
 600 East Van Asche Drive
 Fayetteville, AR 72703
 479.571.4900

Mississippi State

May 13-16
 Comfort Suites
 801 Russell Street
 Starkville, MS 39759
 662.324.9595

SEC Tournament

May 19-24
 Wyndfrey Hotel
 1000 Riverchase Galleria
 Birmingham, AL 35244
 205.987.1600



Rosenblatt Stadium - Omaha, Neb.

2009 LSU Baseball Numerical Roster

NO.	NAME	POS.	B-T	HT.	WT.	CL.	EXP.	HOMETOWN (HIGH SCHOOL/PREVIOUS SCHOOL)
2	Buzzy Haydel	INF	R-R	5-II	190	Sr.	3L	Gonzales, La. (East Ascension HS)
3	Jared Mitchell	OF	L-L	6-0	192	Jr.	2L	New Iberia, La. (Westgate HS)
4	Chad Jones	OF	L-L	6-3	222	So.	Sq.	Baton Rouge, La. (Southern Lab HS)
5	Derek Helenihi	INF	R-R	6-0	170	Sr.	IL	Livermore, Calif. (Granada HS/Ohlone College)
6	Leon Landry	OF	L-R	5-II	197	So.	IL	Baton Rouge, La. (Baker HS)
7	Grant Dozar	INF	L-R	5-10	173	Fr.	HS	Morgan City, La. (Morgan City HS)
8	Mikie Mahtook	OF	R-R	6-1	195	Fr.	HS	Lafayette, La. (St. Thomas More HS)
9	Wet Delatte	INF	L-R	5-II	211	Fr.	HS	Prairieville, La. (St. Amant HS)
10	Ryan Byrd	P	R-L	6-1	173	Sr.	3L	Denham Springs, La. (Denham Springs HS)
11	Tyler Hanover	INF	R-R	5-6	163	Fr.	HS	Kernersville, N.C. (North Davidson HS)
12	Austin Ross	P	L-R	6-2	190	So.	IL	Shreveport, La. (Captain Shreve HS)
14	Sean Ochinko	C	R-R	5-II	206	Jr.	2L	Parkland, Fla. (Douglas HS)
16	Ryan Schimpf	INF	L-R	5-9	181	Jr.	2L	Covington, La. (St. Paul's HS)
17	DJ LeMahieu	INF	R-R	6-4	193	So.	IL	Bloomfield Hills, Mich. (Brother Rice HS)
18	Nicholas Pontiff	OF	R-R	5-II	179	Sr.	3L	Metairie, La. (Jesuit HS)
20	Shane Riedie	P	R-R	6-5	243	Fr.	HS	Slidell, La. (Slidell HS)
21	Johnny Dishon	OF	R-R	5-II	183	So.	IL	Beaumont, Texas (Bridge City HS)
22	Matty Ott	P	R-R	6-1	180	Fr.	HS	Metairie, La. (Holy Cross HS)
23	Anthony Ranaudo	P	R-R	6-7	231	So.	IL	Jackson, N.J. (St. Rose HS)
24	Daniel Bradshaw	P	R-R	6-1	211	So.	IL	West Monroe, La. (Ouachita Christian HS)
25	Randy Zeigler	P/INF	L-L	6-0	160	Fr.	HS	Elm Grove, La. (Calvary Baptist HS)
27	Beau Didier	INF/C	L-R	6-2	200	Fr.	HS	Federal Way, Wash. (Bellarmine Prep HS)
29	Louis Coleman	P	S-R	6-4	190	Sr.	3L	Schlater, Miss. (Pillow Academy)
30	Chris Matulis	P	L-L	6-5	215	Fr.	HS	Boynton Beach, Fla. (Park Vista HS)
32	Chris McGhee	INF	R-R	5-9	170	Sr.	3L	Alexandria, La. (Alexandria HS)
33	Micah Gibbs	C	S-R	5-II	214	So.	IL	Pflugerville, Texas (Pflugerville HS)
34	Blake Dean	OF	L-L	6-1	208	Jr.	2L	Crestview, Fla. (Crestview HS)
35	Matt Gaudet	INF	R-R	6-2	219	Sr.	IL	Metairie, La. (Rummel HS/Delgado CC)
36	Austin Nola	INF	R-R	5-II	192	Fr.	HS	Baton Rouge, La. (Catholic HS)
38	Jordan Nicholson	P	R-R	6-1	175	So.	IL	Ruston, La. (Ruston HS)
39	Nolan Cain	P	R-R	6-3	230	Sr.	3L	Cantonment, Fla. (Tate HS)
44	Paul Bertuccini	P	R-R	5-II	188	Jr.	2L	Metairie, La. (Rummel HS)
47	Ben Alsop	P	R-R	6-3	161	So.	IL	Ruston, La. (Ruston HS)
53	Kevin Farnsworth	C	R-R	6-1	204	Jr.	2L	Baton Rouge, La. (Woodlawn HS)
58	Spencer Mathews	P	R-R	5-II	182	Fr.	RS	Lake Charles, La. (Barbe HS)

Coaching Staff

- 1 Paul Mainieri, Head Coach (Florida International, 1980 -- third season at LSU)
- 40 David Grewe, Associate Head Coach (Dayton, 1998 - first season at LSU)
- 43 Javi Sanchez, Assistant Coach (Notre Dame, 2004 - second season at LSU)
- 52 Will Davis, Volunteer Assistant Coach (LSU, 2007 - second season at LSU)
- 26 Kyle Beerbohm, Undergraduate Assistant Coach
- Ross Brezovsky, Coordinator of Baseball Operations (Notre Dame, 2008 - first season at LSU)

Pronunciation Guide

Ben Alsop	ALL-sup
Kyle Beerbohm	BEER-bom
Paul Bertuccini	BERT-uh-SEE-nee
Wet Delatte	duh-LAT
Beau Didier	DID-ee-ay
Johnny Dishon	duh-SHAWN
Matt Gaudet	GO-day
David Grewe	GREW-ee
Buzzy Haydel	HIGH-dell
Derek Helenihi	HELL-uh-NEE-hee
DJ LeMahieu	Luh-MAY-hugh
Paul Mainieri	muh-NAIR-ee
Chris Matulis	muh-TOO-liss
Sean Ochinko	OH-chink-oh
Anthony Ranaudo	ruh-NAH-doh
Shane Riedie	REE-dee
Randy Zeigler	ZIG-ler



INTRO

THIS IS LSU

PREVIEW

TIGERS

COACHES

REVIEW

HISTORY

RECORDS

LSU

University Facts

Location:	Baton Rouge, La. (State Capital)
Founded:	1860
Enrollment:	28,194
Nickname:	Fighting Tigers
Colors:	Purple (PMS 267) and Gold (PMS 123)
Mascot:	Mike VI (Live Bengal Tiger)
Stadium:	Alex Box Stadium
Year Opened:	2009
Capacity:	8,786
Dimensions:	LF—330; LC—365; CF—405; RC—365; RF—330
Playing Surface:	Natural Grass
Conference:	Southeastern (Western Division)
LSU System President:	Dr. John V. Lombardi.....Pomona, 1963
Chancellor:	Dr. Michael V. Martin.....Mankato, 1969
Faculty Athletics Representative:	Dydia DeLyser.....Syracuse, 1998

Athletics Administration

Athletics Department	Phone	225.578.8001
Athletics Director:	Joe Alleva	Lehigh, 1975
Sr. Associate AD/Operations:	Verge Ausberry	LSU, 1990
Sr. Associate AD/Compliance:	Bo Bahnsen	LSU, 1982
Sr. Associate AD/Business:	Mark Ewing	LSU, 1978
Sr. Associate AD/SWA:	Judy Southard	Coker, 1970
Sr. Associate AD/External Affairs:	Herb Vincent	LSU, 1983
Associate AD/Ticket Manager:	Brian Broussard	LSU, 1993
Associate AD/Facility Services:	Ronnie Haliburton	LSU, 1990
Associate AD/Compliance:	Bo Kerin	Tennessee, 1996
Associate AD/Operations:	Eddie Nunez	Florida, 1998
Associate AD/Student Services:	Miriam Segar	LSU, 1994

Sports Information

Phone/Fax	225.578.8226.....	225.578.1861 (Fax)
Web Site/E-Mail	www.LSUports.net.....	wfranqu@lsu.edu
Sr. Associate SID/Baseball SID:	Bill Franques	LSU, 1985
Associate AD/SID:	Michael Bonnette	LSU, 1993
Sr. Associate SID:	Kent Lowe	LSU-Shreveport, 1979
Associate SID:	Matt Dunaway	UCF, 2005
Associate SID:	Bill Martin	LSU, 2007
Associate SID:	Will Stafford	LSU, 2006
Publications Director:	Jason Feirman	LSU, 2000
Graphic Design Coordinator:	Krystal Bennett	LSU, 2006
Graphic Design Coordinator:	Courtney Wilburn	LSU, 2008
Photographer:	Steve Franz	LSU, 1993
Administrative Secretary:	Pat Fredericks	

Electronic Media

Phone - TV/Radio	225.578.1797 (TV).....	225.578.1882 (Radio)
Director of Television:	Kevin Wagner	LSU, 1980
Asst. Director of Television:	John Schiebe	Oklahoma State, 1986
Television Producer	David Landry	LSU, 1990
Director of Radio Broadcasting:	Jim Hawthorne	Northwestern St., 1967
LSUsports.net Interactive Mgr.:	Todd Politz.....	LSU, 1999

Ticket Office

Phone/Toll-Free	225.578.2184.....	1-800-960-8587
Fax/E-mail	225.578.3344.....	tickets@etigers.net

Baseball Facts

Baseball Office:	225.578.4148	225.578.4066 (Fax)
Press Box:	225.578.4149	
E-Mail:	vroberr@lsu.edu	
Head Coach:	Paul Mainieri	
Alma Mater:	Florida International, 1980	
LSU Record:	78-45-2 (.632, two seasons)	
Career Record:	942-537-6 (.636, 26 seasons)	

LSU All-Time W-L-T Record:
2106-1398-23 (.600 - since 1893)

NCAA Championships:	5 (1991, 1993, 1996, 1997, 2000)
College World Series Appearances:	14 (1986, '87, '89, '90, '91, '93, '94, '96, '97, '98, 2000, '03, '04, '08)
College World Series Record:	30-19 (.612)
NCAA Tournament Record:	112-44 (.718)
NCAA Regional Titles:	17 (1986, '87, '89, '90, '91, '93, '94, '96, '97, '98, '99, 2000, '01, '02, '03, '04, '08)
NCAA Regional Appearances:	22 (1975, '85, '86, '87, '89, '90, '91, '92, '93, '94, '95, '96, '97, '98, '99, 2000, '01, '02, '03, '04, '05, '08)
NCAA Regional Record:	73-17 (.811)
NCAA Super Regional Titles:	4 (2000, '03, '04, '08)
NCAA Super Regional Appearances:	7 (1999, 2000, '01, '02, '03, '04, '08)
NCAA Super Regional Record:	9-8 (.529)
SEC Championships:	13 (1939, '43, '46, '61, '75, '86, '90, '91, '92, '93, '96, '97, 2003)
SEC Western Division Championships:	14 (1961, '75, '85, '92, '93, '94, '96, '97, '98, 2000, '01, '03, '05, '08)
SEC Record:	797-665-5 (.545)
SEC Tournament Championships:	7 (1986, '90, '92, '93, '94, 2000, '08)
SEC Tournament Record:	54-34 (.614)
2008 Record/SEC Record (finish)	49-19-1/18-11-1 (first in West, second overall)
2008 Post-Season:	fifth in NCAA College World Series
Final Ranking:	No. 6 (consensus)
Lettermen Returning/Lost:	24/9
Position Starters Returning/Lost:	7/2
Pitchers Returning/Lost:	9/6

Coaching Staff

POSITION	NAME	ALMA MATER	YEAR AT LSU
Head Coach	Paul Mainieri	Florida International, 1980	3rd
Associate Head Coach	David Grewe	Dayton, 1998	1st
Assistant Coach	Javi Sanchez	Notre Dame, 2004	2nd
Volunteer Coach	Will Davis	LSU, 2007	2nd
Coord. of Operations	Ross Brezovsky	Notre Dame, 2008	1st
Undergraduate Coach	Kyle Beerbohm		

Support Staff

Academic Counselor	Becca Hubbard
Trainer	Beau Lowery
Student Trainers	Erin Sutton, Craig Chelette
Strength Coach	Jeremy Phillips
Equipment Managers	Matthew Montgomery, Ryan Latuso, Josh Pope, A.J. Million, Matt Duet
Secretary	Virginia Robertson
Student Secretaries	Allison Norris, Bethany Hawkins



Warren Morris' 9th-inning homer defeated Miami to win the 1996 College World Series.
LSU has made 14 CWS appearances in the past 23 years, winning NCAA titles in 1991, 1993, 1996, 1997 and 2000.



Paul Mainieri and the Tigers earned LSU's 14th CWS berth.

A PROGRAM OF **EXCELLENCE**

Paul Mainieri, the 2008 National Coach of the Year, begins his third season in 2009 as the head coach of the LSU Fighting Tigers. Mainieri, who directed Notre Dame to 533 wins and nine NCAA Tournament appearances in 12 seasons (1995-2006), was named on June 28, 2006 as LSU's 25th baseball coach. He stated on that day that his goal was "to return LSU to the pinnacle position in college baseball." He and his staff took an immediate first step toward that objective by signing the nation's No. 1 recruiting class. Then, in just his second season in Baton Rouge, Mainieri guided the Tigers to the 2008 College World Series. En route to the CWS, the Tigers won SEC Western Division and SEC Tournament titles, and LSU established a conference-record 23-game win streak from April 22-June 1. Entering the 2009 season, LSU is ranked No. 1 in the *Collegiate Baseball* magazine preseason poll. Mainieri has indeed returned the Tigers to "the pinnacle position in college baseball."



PROLIFIC PLAYERS

INTRO

THIS IS LSU

PREVIEW

TIGERS

COACHES

REVIEW

HISTORY

RECORDS

LSU



Albert Belle
Major League All-Star



Ben McDonald
1989 National Player of the Year



Lloyd Peever
1992 National Player of the Year



Todd Walker
1993 & 1994 First Team All-American



Brett Laxton
1993 National Freshman of the Year



Russ Johnson
1994 SEC Player of the Year



Eddy Furniss
1998 National Player of the Year



Mike Fontenot
2000 National Freshman of the Year



Lane Mestepey
2001 National Freshman of the Year



Aaron Hill
2003 SEC Player of the Year



Jon Zeringue
2004 SEC Player of the Year

LSU Year-by-Year Team Statistics (since 1984)

Batting

YEAR	(W-L-T)	G	AB	R	H	2B	3B	HR	RBI	SB-ATT	SLG	OBP	AVG
1984	(32-23-0)	55	1606	309	443	76	20	51	263	92-139	.443	NA	.276
1985	(41-18-0)	59	1883	412	557	102	17	63	343	108-145	.468	NA	.296
1986	(55-14-0)	69	2272	542	696	135	27	83	455	153-188	.499	NA	.306
1987	(49-19-0)	68	2178	509	619	104	18	76	434	156-208	.453	.425	.284
1988	(39-21-0)	60	1823	390	490	92	19	41	331	69-104	.408	.443	.269
1989	(55-17-0)	72	2424	566	723	144	26	62	494	113-142	.456	.461	.298
1990	(54-19-0)	73	2480	587	807	156	27	63	515	95-135	.486	.470	.325
1991	(55-18-0)	73	2366	547	488	138	18	85	488	84-123	.478	.446	.297
1992	(50-16-0)	66	2261	509	681	132	17	67	438	125-159	.464	.447	.301
1993	(53-17-1)	71	2385	603	737	152	37	85	527	122-151	.511	.414	.309
1994	(46-20-0)	66	2273	504	659	124	15	87	439	116-142	.473	.394	.290
1995	(47-18-0)	65	2259	506	680	146	21	81	458	95-128	.492	.397	.301
1996	(52-15-0)	67	2384	648	759	143	18	131	585	99-120	.558	.419	.318
1997	(57-13-0)	70	2509	673	791	146	11	188	632	71-99	.607	.412	.315
1998	(48-19-0)	67	2314	583	692	132	12	157	542	64-85	.570	.409	.299
1999	(41-24-1)	66	2317	556	699	122	14	104	502	77-101	.501	.406	.302
2000	(52-17-0)	69	2542	652	864	194	16	96	598	73-94	.542	.432	.340
2001	(44-22-1)	67	2372	574	754	137	10	98	514	90-115	.508	.417	.318
2002	(44-22)	66	2333	441	705	123	20	65	410	71-90	.456	.378	.302
2003	(45-22-1)	68	2461	524	777	147	19	85	477	59-78	.495	.386	.316
2004	(46-19)	65	2376	515	791	144	15	79	472	44-57	.506	.400	.333
2005	(40-22)	62	2223	437	660	133	14	80	397	37-49	.477	.379	.297
2006	(35-24)	59	1966	342	564	107	18	61	307	40-55	.453	.368	.287
2007	(29-26-1)	56	1844	278	472	81	13	40	250	63-93	.379	.331	.256
2008	(49-19-1)	69	2485	538	761	148	28	100	488	95-120	.509	.382	.306

AMAZING ACCOLADES

United States Olympic Head Coach

Skip Bertman - 1996 Bronze Medal Team

United States Olympic Medalists

RHP Kurt Ainsworth - 2000 Gold Medal

2B Warren Morris - 1996 Bronze Medal

SS Jason Williams - 1996 Bronze Medal

RHP Ben McDonald - 1988 Gold Medal

National Coach of the Year

Skip Bertman - 1986, 1991, 1993, 1996, 1997, 2000

Paul Mainieri - 2008

National Player of the Year

RHP Ben McDonald - 1989; RHP Lloyd Peever - 1992;

IB Eddy Furniss - 1998

National Freshman of the Year

2B Todd Walker - 1992; RHP Brett Laxton - 1993

2B Mike Fontenot - 2000; LHP Lane Mestepey - 2001

Southeastern Conference Player of the Year

2B Todd Walker - 1993; SS Russ Johnson - 1994

IB Eddy Furniss - 1996; SS Aaron Hill - 2003

OF Jon Zeringue - 2004

17 First-Team All-Americans in the Past 21 Seasons

Outfielder Blake Dean received 2008 First-Team All-America recognition from *Baseball America*.

57 Major League Players

LSU has produced 43 big-leaguers since 1985, including MLB All-Stars Albert Belle, Paul Byrd and Brian Wilson.



LSU recorded a 21-7 victory over UC Irvine in Game 3 of the 2008 NCAA Baton Rouge Super Regional. The win advanced the Tigers to the College World Series, and it marked LSU's final game in 70-year-old Alex Box Stadium.

LSU Year-by-Year Team Statistics (since 1984)

Pitching

YEAR	(W-L-T)	G	IP	CG	SHO	SV	H	R	ER	BB	SO	OBA	ERA
1984	(32-23-0)	55	433.0	12	3	10	439	272	199	206	359	.259	4.13
1985	(41-18-0)	59	484.2	10	3	9	452	273	221	245	442	.247	4.11
1986	(55-14-0)	69	579.0	10	5	17	511	303	245	291	541	.236	3.81
1987	(49-19-0)	68	577.1	13	8	14	502	266	197	223	552	.235	3.07
1988	(39-21-0)	60	497.2	20	1	11	437	262	199	292	519	.236	3.60
1989	(55-17-0)	72	629.0	10	5	20	546	326	254	278	655	.231	3.63
1990	(54-19-0)	73	630.1	13	5	12	631	324	264	249	555	.258	3.77
1991	(55-18-0)	73	621.0	5	6	19	613	330	253	259	626	.255	3.67
1992	(50-16-0)	66	574.2	9	3	12	508	261	222	185	518	.238	3.48
1993	(53-17-1)	71	620.0	15	7	7	586	318	257	246	511	.249	3.73
1994	(46-20-0)	66	589.2	6	1	13	567	356	295	274	520	.253	4.50
1995	(47-18-0)	65	579.0	9	4	10	517	323	261	245	623	.239	4.06
1996	(52-15-0)	67	601.0	8	10	13	549	283	226	233	635	.241	3.38
1997	(57-13-0)	70	621.0	7	3	13	653	380	319	206	682	.266	4.62
1998	(48-19-0)	67	588.1	5	4	14	613	365	287	232	646	.265	4.39
1999	(41-24-1)	66	580.0	8	2	12	651	402	329	212	591	.281	5.11
2000	(52-17-0)	69	619.2	4	6	16	661	375	305	241	574	.272	4.43
2001	(44-22-1)	67	595.2	6	2	12	640	388	314	279	446	.274	4.74
2002	(44-22)	66	589.2	14	5	7	621	309	224	179	472	.271	3.42
2003	(45-22-1)	68	602.2	7	3	12	614	330	283	194	515	.264	4.23
2004	(46-19)	65	581.1	8	4	7	624	293	237	163	401	.274	3.67
2005	(40-22)	62	557.0	8	3	14	566	296	239	176	428	.264	3.86
2006	(35-24)	59	521.2	2	4	13	581	334	292	208	426	.282	5.04
2007	(29-26-1)	56	492.2	2	0	15	583	330	279	169	421	.294	5.10
2008	(49-19-1)	69	626.1	2	3	16	638	340	286	201	554	.266	4.11



Paul Mainieri guided the Tigers to the 2008 College World Series and earned National Coach of the Year recognition.

FIVE

NCAA Championships won by the LSU Tigers

1991, 1993, 1996, 1997, 2000

LSU is one of only four schools to win five national titles in the 62-year history of the CWS.

The other schools are Southern California (12 titles), Texas (6) and Arizona State (5).

LSU has claimed its five CWS titles in the past 18 years. Southern Cal has one national title in the past 30 years; Texas has won three CWS titles in the past 26 seasons; and Arizona State's last national championship came in 1981.

13

Southeastern Conference championships claimed by LSU, including an unprecedented four in a row from 1990-93



LSU Coach Paul Mainieri

LSU coach Paul Mainieri was named 2008 National Coach of the Year by Rivals.com and by Collegebaseballinsider.com after guiding the Tigers to the College World Series in just his second season at the helm of the program.

The Tigers finished the season ranked sixth in the nation by Collegiate Baseball, Baseball America and ESPN/USA Today. The ranking represented LSU's best finish in a poll since the 2004 squad was ranked No. 6 by ESPN/USA Today.

LSU (49-19-1), picked to finish fifth in the SEC Western Division in the preseason coaches' poll, won 26 of its final 29 games. With four weeks remaining in the regular season, LSU was 23-16-1 overall and in 11th place in the overall league standings with a 6-11-1 SEC record; However, the Tigers posted a conference-record 23-game win streak that saw LSU claim the SEC Western Division title, the SEC Tournament championship and the NCAA Baton Rouge Regional championship.

LSU's 23-game surge ended with a loss to UC Irvine in Game 1 of the NCAA Baton Rouge Super Regional, but the Tigers won the next two games over the Anteaters to advance to the College World Series for the 14th time in school history and for the first time since 2004.

LSU placed fifth in Omaha with a 1-2 record, marking the Tigers' first Top 5 CWS finish since the 2000 squad claimed the national title.

Mainieri, a Miami, Fla. native, has 942 career victories, as he directed the baseball programs at St. Thomas University (1983-88), Air Force (1989-94) and Notre Dame (1995-2006) prior to arriving at LSU in June 2006. Mainieri's overall head coaching record is 942-537-6 (.636) in 26 collegiate seasons, and he has a 78-45-2 (.632) mark in two seasons at LSU.

The Skip Bertman Era (1984-2001)

Skip Bertman is LSU's all-time winningest coach, as he compiled an 870-330-3 (.724) record in 18 seasons (1984-2001). Bertman, the National Coach of the Year in 1986, 1991, 1993, 1996, 1997 and 2000, and the 1996 United States Olympic head coach, guided the Tigers to five national championships (1991, 1993, 1996, 1997, 2000) and 11 College World Series appearances (1986, '87, '89, '90, '91, '93, '94, '96, '97, '98, '00). In a poll released by *Baseball America* in January, 1999, Bertman was voted the second-greatest college baseball coach of the 20th century, trailing only Rod Dedeaux of Southern California. Under Bertman, LSU finished no worse than seventh in the national polls in 12 of his final 16 seasons.

Bertman was a member of the inaugural class of the College Baseball Hall of Fame that was inducted in July 2006. He is one of only three coaches to have won five College World Series titles in the 62-year history of the event. Southern Cal's Dedeaux won 10 CWS crowns from 1958-78, and Augie Garrido has captured five championships with two schools (Cal State Fullerton, 1979, '84, '95; Texas, 2002, '05). Bertman has the fourth-highest CWS winning percentage (29-13, .690), and the sixth-highest total of CWS victories (29).

National Championship History

Skip Bertman directed LSU to its fifth national title in 2000, as the Tigers recorded a 52-17 mark, including a perfect 13-0 post-season record. LSU won the SEC Tournament with four straight wins, and the Tigers raced to a 9-0 mark in the NCAA Tournament. The Tigers captured the national title with a thrilling 6-5 win over Stanford in the CWS championship game, as LSU scored four runs in the last two innings to overcome a 5-2 deficit. Catcher Brad Cresse's RBI single in the bottom of the ninth inning drove home shortstop Ryan Theriot with the winning run.

The 2000 squad was Bertman's most productive offensive team, setting a school record for team batting average with a .340 mark. The Tigers also established Southeastern Conference records for hits (864) and doubles (194). For the fifth time, Bertman was voted National Coach of the Year by Collegiate Baseball magazine.

LSU claimed its fourth NCAA title in June, 1997, as the Tigers overwhelmed Alabama, 13-6, in the College World Series final. LSU became the first school to win back-to-back national championships since Stanford in 1987-88. The Tigers completed the year with a 57-13 mark, setting the Southeastern Conference record for most single-season victories. The Tigers also established the NCAA record for single-season home runs, as LSU unloaded a remarkable 188 round-trippers en route to the national championship. LSU joined Southern California (six titles in the 1970s) as the only schools to win four CWS crowns in one decade.

LSU claimed its third national championship of the 1990s in 1996 when second baseman Warren Morris belted a two-run homer in the bottom of the ninth inning to lift the Tigers to a thrilling 9-8 College World Series title game win over Miami (Fla.). The '96 Tigers were one of the most prolific offensive teams in Southeastern Conference history, establishing league records for home runs (131), runs scored (648), RBI (549) and total bases (1,331).

In 1993, LSU won its second NCAA title in three years with an 8-0 victory over Wichita State in the CWS final. The 1993 Tigers also captured the Southeastern Conference title, as LSU became the first SEC school to win the league championship in four consecutive seasons (1990-93).

The '93 squad, in the 100th anniversary season of LSU Baseball, began the year ranked No. 1 in the preseason polls. A century of baseball excellence was culminated as the Tigers claimed the CWS crown, posting a final record of 53-17-1.

In 1991, LSU captured its first national championship with a record-setting performance at the CWS. The Tigers defeated Wichita State, 6-3, in the title game and established Series marks for home runs (nine), runs per game (12), slugging percentage (.603) and fielding percentage (.993).

The '91 Tigers became the first team since Miami (Fla.) in 1982 to win the national championship without a loss in the NCAA Tournament -- LSU was undefeated in the NCAA South Regional (4-0) and in the CWS (4-0).





INTRO

THIS IS LSU

PREVIEW

TIGERS

COACHES

REVIEW

HISTORY

RECORDS

LSU



Skip Bertman (right) accepts the 1997 Louisville Slugger national championship trophy with LSU President Dr. William Jenkins.

College World Series Teams

The Tigers' 14 CWS appearances have come since 1986 -- LSU is one of only 10 schools to have made at least 14 CWS trips since the Series began in 1947. The Tigers have the fifth-highest all-time CWS winning percentage (minimum 20 games). LSU has a 30-19 (.612) CWS mark, trailing Southern California (74-26, .740), Minnesota (17-7, .708), Arizona State (59-34, .634) and Missouri (18-11, .621).

LSU has the highest all-time NCAA Tournament winning percentage (.718) with a 112-44 record. Remarkably, LSU has a 31-6 record in championship rounds of NCAA post-season play. The Tigers are 5-0 in CWS finals, 20-2 in NCAA Regional final rounds and 6-4 in NCAA Super Regional final rounds.

LSU made its first-ever CWS appearance in 1986, when the Tigers finished fifth with a 1-2 record. LSU lost its CWS debut, 4-3, to Loyola-Marymount before rebounding with its first Series win, an 8-4 triumph over Maine. The Tigers were then eliminated by defending CWS champion Miami (Fla.), 4-3.

LSU returned to Omaha in 1987, marking the first time a Southeastern Conference team made back-to-back CWS appearances. The Tigers placed fourth in '87 with a 2-2 mark, as LSU was eliminated when Stanford's Paul Carey sent a Ben McDonald pitch over the left-field wall with the bases loaded in the 10th inning to give the Cardinal a 6-5 win.

In 1989, after an incredible two-game sweep of top-ranked Texas A&M -- the Aggies entered the regional final round with a 58-5 record -- in the NCAA Central Regional at College Station, Texas, LSU joined the CWS field, placing in a tie for third with a 2-2 record.

In 1990, the Tigers again emerged from an NCAA regional tournament losers' bracket to earn a CWS berth, as LSU captured the South I Regional at Baton Rouge with two scintillating one-run wins over Southern California. LSU finished in a tie for third at the

'90 CWS, recording a 2-2 mark in the summer classic.

LSU claimed its first NCAA championship in 1991 as the Tigers decimated the CWS field, outscoring their opponents 48-15 in four games. LSU, which won the SEC regular-season title for the second straight year, became the first team since 1982 to win the national championship without a loss in the NCAA Tournament -- the Tigers won four consecutive games in both the NCAA South Regional and the College World Series. LSU's domination in Omaha was evidenced by the fact that the Tigers set CWS team records for most runs per game (12), highest fielding percentage (.993), highest slugging percentage (.603) and most home runs (nine).

LSU returned to Omaha in 1993 for another national championship crusade as the Tigers posted a 4-1 CWS mark, including an 8-0 victory over Wichita State in the final. Perhaps more memorable than the championship contest was LSU's 6-5 victory over Long Beach State in the CWS semi-finals, as the Tigers scored three runs in the bottom of the ninth inning for the win. LSU, which won the SEC for an unprecedented fourth straight year, advanced to the CWS by capturing the NCAA South Regional championship at Alex Box Stadium, which played host to a regional tournament for the fourth consecutive year.

In 1994, LSU became the first defending national champion to return to the CWS since Stanford accomplished the feat in 1988. The Tigers earned the CWS berth with four straight wins in the NCAA South Regional at Baton Rouge, including a thrilling 12-10 triumph over Southern California in the regional final. However, for the first time in its CWS history, LSU went "two-and-out" in Omaha, as the Tigers dropped consecutive decisions to Florida State and Cal State-Fullerton.

In 1996, the Tigers posted an 8-0 NCAA Tournament record to win the school's third national championship. LSU won four straight in Omaha, defeating Wichita State, Florida (twice), and Miami (Fla.). The championship game versus Miami provided the greatest finish in the history of the CWS as LSU second baseman Warren Morris launched a two-out, two-run homer in the bottom of the ninth inning to give the Tigers an electrifying 9-8 triumph.

The 1997 Tigers unloaded an NCAA-record 188 homers en route to the national title. The '97 club played host to the NCAA South I Regional, defeating North Carolina-Greensboro and Oklahoma in their first two games before suffering a third-round loss to South Alabama. The Tigers rebounded for a thrilling 14-7, 11-inning triumph over Long Beach State before posting a doubleheader sweep over South Alabama (14-4 and 15-4) to claim the regional crown. For the second straight year, the Tigers went 4-0 in the College World Series, defeating Rice (5-4), Stanford (10-5 and 13-9) and Alabama (13-6). LSU became the first team to win back-to-back national titles without losing a CWS game. The only other teams to win consecutive national championships are Stanford (1987-88), Southern California (1970-71-72-73-74) and Texas (1949-50).

The 1998 LSU squad earned the Tigers' seventh CWS berth of the '90s by capturing the NCAA South II Regional title in Baton Rouge with victories over Nicholls State (18-4), Southwestern Louisiana (15-6) and Cal State-Fullerton (13-11 and 14-3). LSU defeated Southern California (12-10) and Mississippi State (10-8) in its first two CWS games, increasing the Tigers' Series winning streak to 10 games over three years. However, LSU suffered back-

The 1997 Tigers produced an SEC-record 57 wins en route to the CWS title.

86,183

Number of fans who attended LSU baseball games in Alex Box Stadium during the 2008 season. LSU ranked first in the nation in total attendance for the 13th straight year.



INTRO
THIS IS LSU
PREVIEW
TIGERS
COACHES
REVIEW
HISTORY
RECORDS
LSU



The 1975 Tigers earned LSU's first NCAA Tournament berth.

.718

LSU has the nation's highest all-time NCAA Tournament winning percentage (.718) and the fifth-highest all-time College World Series winning percentage (.612).

188

Home runs by the Tigers in their 1997 National Championship season

The total is an NCAA record, shattering the previous mark of 161 set in 1988 by Brigham Young. LSU hit at least one home run in all 70 of its 1997 games.

to-back losses to Southern Cal (5-4 and 7-3), and the Trojans advanced to the national championship game, where they defeated Arizona State.

LSU earned its 11th CWS trip in 15 seasons in 2000, as the Tigers played host to and won both an NCAA Regional and NCAA Super Regional. The Tigers defeated Jackson State and Louisiana-Monroe (twice) in the regional before sweeping two super regional games from UCLA to claim the ticket to Omaha. LSU then posted four straight victories in the CWS, securing the national title with wins over Texas (13-5), Southern California (10-4), Florida State (6-3) and Stanford (6-5). The Tigers completed the year with a perfect 13-0 post-season mark, as LSU also won four straight games in capturing the SEC Tournament crown.

LSU's 2003 SEC Championship club earned the school's first CWS trip since 2000. The Tigers played host to an NCAA Regional for the 14th straight year, as the Tigers won the tournament with a thrilling 9-8, 11-inning victory over North Carolina-Wilmington in the final game. LSU then entertained Baylor in NCAA Super Regional play, defeating the Bears in two of three games to advance to the CWS.

For just the second time in 12 CWS appearances, LSU failed to win a game in Omaha as the Tigers were defeated by Cal State Fullerton (8-2) and South Carolina (11-10).

The 2004 Tigers advanced to the College World Series, marking LSU's first back-to-back trips since 1996, '97 and '98. The '04 squad posted a 46-19 overall record, LSU's best mark since the 2000 team finished 52-17.



Eddy Furniss claimed the 1998 Dick Howser Award as college baseball's most outstanding player.

LSU played host in 2004 to an NCAA Regional for the 15th straight season, winning the tournament with consecutive victories over Army, Southern Mississippi and College of Charleston. The Tigers then played host to an NCAA Super Regional for the third time in five years, defeating Texas A&M in a best two-of-three series to earn a berth in the CWS. LSU was eliminated from the CWS in two games, as the Tigers dropped decisions to Miami (Fla.) and South Carolina.

The 2008 Tigers' route to the CWS included an incredible, SEC-record 23-game win streak from April 22-June 1.

With four weeks remaining in the regular season, LSU was 23-16-1 overall and in 11th place in the overall league standings with a 6-11-1 SEC record; However, the win streak saw LSU claim the SEC Western Division title, the SEC Tournament championship and the NCAA Baton Rouge Regional championship.

LSU's 23-game surge ended with a loss to UC Irvine in Game 1 of the NCAA Baton Rouge Super Regional, but the Tigers won the next two games over the Anteaters to advance to the College World Series for the 14th time in school history and for the first time since 2004.

LSU placed fifth in Omaha with a 1-2 record, marking the Tigers' first Top 5 CWS finish since the 2000 squad claimed the national title. The Tigers finished with a 49-19-1 overall mark, winning 26 of their final 29 games.

NCAA Regional History

LSU has a 82-25 (.766) mark in NCAA Regional and Super Regional contests (73-17 in regionals, 9-8 in super regionals). The Tigers have advanced to the NCAA Tournament in 21 of the past 24 years.

LSU first qualified for NCAA regional play in 1975, when the Tigers posted a 1-2 mark at the South Regional in Starkville, Miss. The Tigers have played host to an NCAA Regional 18 times since 1986, including 17 of the past 19 seasons.

LSU has a 63-14 (.818) mark in NCAA Regional games at home and an 8-3 (.727) record in NCAA Super Regional home contests.

SEC History

LSU captured its 13th Southeastern Conference title when the 2003 Tigers claimed the league crown. LSU's 13 SEC titles ranks second in the league, trailing only Alabama, which has 14 conference championships. LSU won six SEC championships in the 1990s, (1990-91-92-93-96-97) including an unprecedented four in a row from 1990-93. The Tigers' other SEC titles came in 1939, '43, '46, '61, '75 and '86.

LSU has finished either first or second in the overall conference standings in 13 of the past 20 years. LSU has also won seven SEC Tournament crowns (1986, '90, '92, '93, '94, 2000, 2008).

In 1993, LSU became the only team in Southeastern Conference history to win four straight league titles. The '93 Tigers, who registered an 18-8-1 SEC mark, clinched the overall championship by winning the SEC Western Division Tournament title in Alex Box Stadium. LSU defeated Mississippi State, 7-3, in the final game after battling out of the tournament losers' bracket. In 1992, LSU became the first league team to win three straight championships since Alabama in 1940, '41 and '42. Alabama also won three straight from 1934-36 and is the only other school with three consecutive titles



since the SEC began recognizing a champion in 1933.

The Tigers have won more College World Series games (30) than any other SEC school. South Carolina is second among league schools with 17 CWS triumphs. LSU (14 CWS berths) is the only SEC squad with more than 10 CWS trips; Mississippi State and South Carolina are second with eight all-time CWS berths.

Individual Honors

Former LSU pitcher Ben McDonald, a right-hander from Denham Springs, La., capped a magnificent 1989 season by receiving the Golden Spikes Award, given by the United States Baseball Federation to the nation's most outstanding amateur player. McDonald, the consensus College Player of the Year, was the first player chosen in the free-agent amateur draft and made his major league debut with the Baltimore Orioles in September, 1989.

McDonald, who set an LSU career mark with 373 Ks, established Southeastern Conference standards for single-season strikeouts (202), innings pitched (152.1) and consecutive scoreless innings (44.2). A two-time All-American and a 1988 Olympic gold medalist, he finished his LSU career with a 29-14 record and a 3.24 ERA. He was inducted into the College Baseball Hall of Fame at Lubbock, Texas in July 2008.

Lloyd Peever, a right-handed pitcher from Stonewall, Okla., was named the 1992 National Player of the Year by *Collegiate Baseball* magazine. Peever, one of nine finalists for the 1992 Golden Spikes Award, was named first-team All-America by Collegiate Baseball, Baseball America and the American Baseball Coaches Association. He finished the season with a 14-0 record and a 1.98 ERA in 104.2 innings, and he became the first SEC pitcher to post 14 straight wins in one year. Peever signed with the expansion Colorado Rockies in 1992 after being selected in the fourth round of the major league draft.

LSU first baseman Eddy Furniss culminated a sterling four-year career by receiving the 1998 Dick Howser Trophy as college baseball's most outstanding player. Furniss, a 2007 inductee into the LSU Athletics Hall of Fame, finished his career as the SEC's all-time leader in hits (352), home runs (80), RBI (308), doubles, (87) and total bases (689). He is also No. 1 on the LSU career list for slugging percentage (.727) and walks (191). In NCAA annals, Furniss finished his career No. 3 all-time in total bases, No. 4 in home runs and doubles, and No. 5 in RBI. The Nacogdoches, Texas, native -- who posted a .371 lifetime batting average -- hit .403 in 1998 with 27 doubles, three triples, 28 homers, 85 runs and 76 RBI, earning First-Team All-America and all-SEC honors. He was also voted a second-team Academic all-American with a 3.5 gpa in zoology.

In 1997, Furniss helped lead LSU to its second straight NCAA title, earning second-team all-America and all-SEC recognition and first-team Academic all-America honors. He batted .377 with 25 doubles, 17 homers and 77 RBI.

Furniss, a 1996 consensus first-team all-American, was voted



Ben McDonald received the 1989 Golden Spikes Award as the nation's best amateur baseball player.



the '96 Southeastern Conference Player of the Year after batting .374 (89-for-238) with a school-record 26 homers and an SEC-record 103 RBI. Furniss, whose home run and RBI totals were the best in the nation, also was named a second-team Academic all-American with a 3.7 gpa in zoology. Furniss became the third LSU player in four years to be named SEC Player of the Year (Todd Walker was the '93 recipient and Russ Johnson was the '94 honoree).

Todd Walker was voted in 1996 as the second baseman on the College World Series All-Time Team by the readers of the *Omaha World-Herald*. Walker, a 2006 inductee into the LSU Athletics Hall of Fame, completed a brilliant three-year LSU career in 1994 as he became the SEC's all-time leader in hits (310), runs (234), RBI (246) and total bases (557). Walker, a native of Bossier City, La., was a 1994 finalist for the Golden Spikes Award and the Smith Award, as he batted .393 with 18 homers and 68 RBI. A consensus '94 All-American, he was also named the Most Outstanding Player of the NCAA South Regional, and he was selected to the College World Series All-Tournament team. Walker finished his career as LSU's all-time leader in hits, runs, RBI, total bases, home runs (52), doubles (61), triples (15) and batting average (.396).

In 1993, Walker led LSU to the national championship as he was named the Most Outstanding Player of the College World Series and the SEC Player of the Year. Walker batted .350 in the CWS with three homers and 12 RBI. On the year, he hit .395 with 22 homers while establishing single-season SEC records for RBI (102), total bases (214) and hitting streak (33 games). Walker, a 1993 consensus first-team All-American and a finalist for the Golden Spikes Award, also set the LSU career RBI mark with 178 in only two seasons.

Walker was named the 1992 National Freshman of the Year by *Collegiate Baseball* and by *Baseball America*. He enjoyed a phenomenal rookie season, batting .400 with 12 homers and an SEC-high 76 RBI. Walker also led the conference in runs (72) and total bases (163), and he became the first player in LSU annals to hit .400 in a single season. Along with being a first-team Freshman All-American, Walker was named second-team All-America by *Collegiate Baseball* and *Baseball America*.

Shortstop Russ Johnson was named the 1994 Southeastern Conference Player of the Year after enjoying one of the best seasons in LSU annals. Johnson, a native of Denham Springs, La., batted .410 -- the highest single-season average in school history -- with 17 homers and 74 RBI. He led the SEC in doubles (26 - an LSU record), walks (67) and on-base percentage (.532), and he completed his three-year career with a .367 lifetime batting average.

Johnson was named a 1994 first-team All-American by the National Collegiate Baseball Writers Association, and he was voted

Ray Wright's brilliant catch prevented a Stanford home run in the 2000 College World Series championship game.

NINE

LSU has nine 50-win seasons since 1986, including six in the 1990s. No other Southeastern Conference team has more than four 50-win seasons in its history.

INTRO

THIS IS LSU

PREVIEW

TIGERS

COACHES

REVIEW

HISTORY

RECORDS

LSU



Lyle Mouton (21), catcher Gary Hymel (right) and the Tigers won LSU's first NCAA championship in 1991 with a victory over Wichita State in the CWS.



31-6

LSU has a 31-6 record on championship day in NCAA post-season play (regional, super regional and CWS combined), including a 5-0 mark in CWS final games.

Warren Morris' two-out 9th-inning home run to defeat Miami in the 1996 College World Series title game was named the "Showstopper of the Year" at the ESPY Awards.

Louisiana Collegiate Player of the Year by the La. Sportswriters Association. He was also selected as the Most Outstanding Player of the SEC Western Division Tournament, and he was named to the NCAA South Regional All-Tournament team. A Freshman All-America selection in 1992, Johnson finished his career in second place on the all-time LSU lists for runs (216), RBI (181), batting average (.367), doubles (60) and total bases (445).

Pitcher Brett Laxton was named the 1993 National Freshman of the Year by *Baseball America* and the National Co-Freshman of the Year by *Collegiate Baseball*, marking the second straight season an LSU player received such an honor (Todd Walker was the 1992 recipient). Laxton posted a 12-1 record and an SEC-best 1.98 ERA with five complete games, 98 strikeouts and 47 walks in 109 innings. He pitched a three-hit shutout in the CWS title contest against Wichita State, establishing a World Series championship game record by fanning 16 Shockers. A native of Audubon, N.J., Laxton earned first-team All-America and first-team All-Southeastern Conference recognition.

Shortstop Brandon Larson in 1997 became only the fourth player in NCAA history to hit 40 home runs. The consensus all-American from San Antonio, Texas, enjoyed a phenomenal season, batting .381 with SEC-record totals of 40 homers, 118 RBI and 250 total bases. Larson was named the Most Outstanding Player of the '97 CWS, leading LSU to the national title by hitting .368 (7-for-19) with three homers, eight RBI and six runs. Larson, a first-round draft choice of the Cincinnati Reds, established the LSU mark for most hits in a season (110), and he was named the Louisiana Collegiate Player of the Year.

Catcher Brad Cresse was a 2000 first-team all-America selection, as he led the nation in home runs (30) and RBI (106). Cresse, a native of Seal Beach, Calif., was named the 2000 recipient of the Johnny Bench National Collegiate Catcher of the Year award, and he was a finalist for the 2000 Golden Spikes Award.

Cresse, the fifth-round selection by the Arizona Diamondbacks in the 2000 major league draft, helped lead LSU to the 2000 national title by hitting .388 (106-for-273) with 21 doubles, 30 homers, 106 RBI, 73 runs, 217 total bases and a .790 slugging percentage. He provided the game-winning RBI in the 2000 national championship game versus Stanford, as his single in the bottom of the ninth inning scored shortstop Ryan Theriot from second base to give LSU a 6-5 win.

Cresse completed his career in second place on the SEC all-time HR list with 78 round-trippers, trailing Eddy Furniss, who hit 80 homers for LSU from 1995-98. Cresse ranked No. 2 in LSU career RBI with 257; Furniss was No. 1 with 308 RBI.

Second baseman Mike Fontenot was named 2000 National Freshman of the Year by *The Sporting News* and by *Collegiate Baseball*. Fontenot, a Slidell, La., native, became the third LSU player to earn freshman of the year accolades, following second baseman Todd Walker (1992) and pitcher Brett Laxton (1993). Fontenot, who was also voted the Southeastern Conference Freshman of the Year by the league's coaches, helped lead LSU to the 2000 national championship, as he batted .353 (103-for-292) with 13 doubles, three triples, 17 homers, 93 runs (SEC leader) and 64 RBI. He posted a .452 on-base percentage and stole eight bases





Aaron Hill
2003 SEC Player of the Year

in nine attempts. His 17 homers set the LSU freshman HR record formerly held by Blair Barbier (15 HR in 1997).

Fontenot was LSU's leading hitter in the 2000 College World Series, as he batted .462 (6-for-13) with two doubles, one homer, two RBI, six runs and five walks, earning CWS all-tournament honors.

He was also the Tigers' top hitter in nine NCAA Tournament games, batting .432 (16-for-37) with four doubles, two homers, nine RBI, eight walks and 13 runs.

Pitcher Lane Mestepey was voted the 2001 National Co-Freshman of the Year by *Collegiate Baseball*. Mestepey, a left-hander from Zachary, La., shared the honor with Wake Forest first baseman Jamie D'Antona. Mestepey emerged as the Tigers' No. 1 pitcher during the 2001 season, posting an 11-3 record and a 3.75 ERA with 79 strikeouts and 37 walks in 139.1 innings. He was voted first-team all-SEC and SEC Freshman of the Year by the league's coaches.

Mestepey also earned third-team all-America honors from *Collegiate Baseball*, and he was voted to the NCAA Baton Rouge Regional all-tournament team.

Mestepey became the fourth LSU player to earn National Freshman of the Year recognition. The others are second baseman Todd Walker (1992), pitcher Brett Laxton (1993) and second baseman Mike Fontenot (2000).

Shortstop Aaron Hill was named 2003 SEC Player of the Year, and he earned first-team all-America recognition from *Baseball America*. Hill, a native of Visalia, Calif., was also named a second team All-American by Collegiate Baseball newspaper, the American Baseball Coaches Association and *USA Today Sports Weekly*.

Hill, who signed a contract with the Toronto Blue Jays as the club's first round selection (13th overall) in the '03 Major League Baseball draft, batted .358 on the year with nine home runs, 68 runs scored, 67 RBI and 27 doubles, the second-highest single-season total in LSU history.

Hill was also voted to the SEC all-Tournament team and to the NCAA Baton Rouge Regional all-Tournament squad.

Hill batted .335 for his three-year career with 23 home runs, 150 RBI, 141 runs scored and 208 hits. His 50 doubles ranked him seventh on the LSU career list.

Outfielder Jon Zeringue earned 2004 first-team all-America honors, and he was named the '04 SEC Co-Player of the Year (with Ole Miss IB Stephen Head). Zeringue, a Thibodaux, La., native, was voted to *USA Today/Sports Weekly*'s first-team all-America squad, as he hit .384 (98-for-255) with 19 doubles, 12 homers, 57 RBI and 56 runs. Zeringue hit a remarkable .432 in SEC regular-season games.

A second-round draft choice of the Arizona Diamondbacks, Zeringue was also named a second-team all-America by *Collegiate Baseball*. He was voted to the 2004 NCAA Regional all-Tournament team, and he was named Player of the Year in Louisiana by the state's sportswriters association.



Major Leagues

Fifty-seven former LSU players have played major league baseball, including 43 big-leaguers (23 pitchers, 20 position players) since 1987.

Twelve LSU products appeared on major league rosters in 2008, including RHP Russ Springer (Cardinals), RHP Paul Byrd (Indians, Red Sox), INF Aaron Hill (Blue Jays), INF Ryan Theriot (Cubs), LHP Brian Tallet (Blue Jays), OF Brad Hawpe (Rockies), RHP Brian Wilson (Giants), RHP Roy Corcoran (Mariners), INF Mike Fontenot (Cubs), C Ryan Jorgensen (Reds), LHP Greg Smith (Athletics) and OF Nick Stavino (Cardinals).

A total of 126 LSU players -- 65 pitchers and 61 position players -- have been selected in the Major League draft since 1984, an average of five players per season. LSU has produced nine first-round draft picks in the past 20 seasons.



LSU catcher Micah Gibbs helped lead the U.S. National Team to the gold medal at the 2008 World Championships.

41

LSU has produced 43 major leaguers over the past 24 years, including former MLB All-Stars Albert Belle, and Paul Byrd. Among the Tigers' current big leaguers are 2008 All-Star Brian Wilson of the San Francisco Giants, Aaron Hill of the Toronto Blue Jays, Ryan Theriot and Mike Fontenot of the Chicago Cubs, and Brad Hawpe of the Colorado Rockies..

Former LSU star Brad Hawpe helped lead the Colorado Rockies to the 2007 National League Pennant.

INTRO

THIS IS LSU

PREVIEW

TIGERS

COACHES

REVIEW

HISTORY

RECORDS

LSU



- INTRO
- THIS IS LSU
- PREVIEW
- TIGERS
- COACHES
- REVIEW
- HISTORY
- RECORDS
- LSU



Former LSU coach Skip Bertman conducts a special ceremony commemorating the final regular-season game in the original Alex Box Stadium on May 11, 2008.

USA

LSU has established an outstanding international reputation with representatives on U.S. Olympic squads:

- Ben McDonald - 1988
- Rick Greene - 1992
- Skip Bertman - 1988, 1996
- Warren Morris - 1996
- Jason Williams - 1996
- Kurt Ainsworth - 2000

LSU's Kurt Ainsworth pitched the United States to wins over Holland and Australia en route to the 2000 gold medal in Sydney.

International Baseball

LSU has established an outstanding international reputation with representatives on U.S. Olympic squads in 1988, 1992, 1996 and 2000. Skip Bertman served as the head coach of the United States Olympic team in 1996, directing the Americans to the bronze medal in Atlanta. As the USA Baseball head coach for two summers (1995 and '96), Bertman guided the U.S. to an incredible 71-11 record (.866 winning percentage), culminating his tenure with a victory over Nicaragua for the 1996 Olympic bronze medal.

In 1995, Bertman led the United States to an unprecedented four-game sweep of Cuba, the reigning World and Olympic champion, and the squad ended its summer tour on a 21-game win streak, the longest in the history of USA Baseball. The '96 U.S. team added to the streak by winning its first 18 games before dropping a 5-1 decision to Cuba on June 29.

In the fall of '96, USA Baseball presented Bertman with its annual Achievement Award, which is given to an individual who has



participated in amateur baseball and has gone on to excel in his professional endeavors.

LSU second baseman Warren Morris and shortstop Jason Williams were two of the '96 Olympic team's brightest stars as the starting middle infielders. Morris was the Americans' leading hitter in the Olympics, batting .409 in nine games with five homers, one double, 11 RBI and 10 runs. Williams batted .367 in the Olympics with three homers, nine RBI and 10 runs.

Bertman also served as the pitching coach of the 1988 U.S. Olympic team which captured a gold medal in Seoul. The '88 squad featured LSU pitcher Ben McDonald, who posted two Olympic victories. LSU pitcher Rick Greene was a member of the '92 Olympic team which competed in Barcelona, but fell short of earning a medal. LSU pitcher Kurt Ainsworth helped lead the U.S. to the gold medal at the 2000 Olympics in Sydney. Ainsworth pitched the Americans to wins over Holland and Australia en route to the Olympic title.

Most recently, LSU catcher Micah Gibbs was the starting catcher for the 2008 United States National Team that won a gold medal at World Championships in the Czech Republic. Gibbs hit .264 (19-for-72) for the U.S. with three doubles, two homers and 17 RBI in 23 games.

Attendance

LSU led the nation in total attendance for the 13th straight season in 2008, as the Tigers drew an NCAA-record 318,798 fans to Alex Box Stadium.

Over four million fans have seen LSU baseball over the past 25 seasons. A total of 4,550,608 patrons have experienced "Baseball at the Box" during that period.

LSU also helped to establish an NCAA single-game attendance mark, as the Tigers and Tulane played before an actual crowd of 25,101 (27,673 paid) on April 10, 2002, in the Louisiana Superdome. LSU won that contest, 9-5. The LSU-Tulane mark was surpassed in 2004, when San Diego State and Houston played before over 40,000 fans to christen Petco Park in San Diego.

LSU's single-game attendance mark at home was established in 2008 when 8,701 tickets were sold for the May 11 game versus Mississippi State. The largest actual crowd in the history of 70-year-old Alex Box Stadium gathered on June 9, 2008 when 8,173 patrons witnessed the Tigers' 21-7 win over UC Irvine in Game 3 of the NCAA Super Regional. The victory advanced LSU to the College World Series, and it was the final LSU game played in the venerable ball park, which opened in 1938.

Innovative promotional schemes, record-breaking crowds and increasing revenues characterize LSU's baseball program. In 1983, the year before Skip Bertman's arrival as head coach, LSU drew only 10,002 fans for 22 dates at Alex Box Stadium, an average of 454 per game.





Academic Excellence

The coaching staff's influence on LSU Baseball goes beyond the Tigers' achievements on the playing field. The primary ingredient in the Tigers' winning formula is a commitment to the education and emotional development of the players. The scholastic progress of the players is closely monitored by both the coaching staff and by the counselors in LSU's Academic Center for Athletes.

LSU's steadfast emphasis on academics has produced exceptional results. Student-athletes who leave the university early to play professional baseball often return at a later time to earn their degrees. For example, pitcher Clay Parker, who completed his athletic eligibility in 1984, received his LSU degree in 1995 after enjoying a lengthy major league career. Former MLB second baseman Todd Walker, who signed a pro contract in 1994, received a business degree from LSU in the fall of 1998.

Former LSU first baseman Eddy Furniss was named a 1997 first-team Academic all-American by GTE-CoSIDA, and he received second-team Academic all-America recognition in 1996 and 1998. LSU's other Academic all-America selections include pitcher Chris Demouy (third-team, 1996), second baseman Warren Morris (first-team, 1995) and catcher Tim Lanier (third-team, 1994). Third baseman Wally Pontiff was a member of the 2002 GTE/CoSIDA District VI Academic all-America team.

Left-handed pitcher Jason Determann was named the 2005 SEC Baseball Scholar-Athlete of the Year with a 3.781 GPA in biology. He was also voted to the *ESPN The Magazine* second-team Academic All-America squad. Determann received his undergraduate degree in May 2005, and he was accepted to the LSU Medical School.

Right-handed pitcher Jordan Faircloth received the 2005 SEC Community Service Post-Graduate Scholarship, and he was named to the SEC Good Works Team. Faircloth, who received his LSU degree in political science with a 3.383 GPA, was a volunteer speaker to children at local schools, served food at homeless shelters and was active in Habitat for Humanity, building homes for needy families. He was a member of the 2005 SEC Academic Honor Roll and a five-time member of the LSU Dean's List.

The 2008 LSU squad established a school record when 14 players were named to the SEC Academic Honor Roll, and the Tigers also recorded a perfect 1,000 Academic Progress Rate for the 2007-08 academic year. The '08 team posted a cumulative 2.89 grade-point average during the spring semester, the highest mark in program history. For the entire 2007-08 academic year, the team posted a 2.83 GPA, another milestone for the program.

Blair Barbier, captain of LSU's 2000 National Champions, received his degree in 2002.

14

LSU placed a school-record 14 players on the 2008 SEC Academic Honor Roll.



ALEX BOX STADIUM

INTRO

THIS IS LSU

PREVIEW

TIGERS

COACHES

REVIEW

HISTORY

RECORDS

LSU



A New Home for a Great Legacy

The Alex Box Stadium experience is a unique one, created by the greatest and most loyal fans in all of college baseball, combined with an enduring legacy of championships.

In February 2009, the LSU Baseball program moves into a new home, and all of the traditions, memories and excitement that make Tiger baseball truly special will live on in the New Alex Box Stadium.

From LSU's first SEC title team in '39, to Bruce Baudier's perfect game, to Rich Cordani's game-winning home run against Southern Cal, to the regional championship victory laps of the 1990s, Alex Box Stadium has been home to some of the greatest moments in all of college baseball history.

Now the LSU baseball legacy moves 200 yards to the south into a state-of-the-art facility, designed to provide the resources necessary to sustain LSU's tradition of excellence while also accommodating in comfort the record-setting crowds that set Tiger Baseball apart from the rest of America.

In the New Box, the Tiger baseball team enjoys 6,000 additional square-feet of locker and meeting room space, new batting cages and all the amenities necessary to field a consistent winner.

A brand new home has opened for a grand old tradition ... LSU Baseball at Alex Box Stadium.



Stadium Information

Seating Capacity	8,786
Playing Field Distances	
Foul Lines	330 ft.
Power Alleys	365 ft.
Center	405 ft.
Height of Fence	10 ft.
Playing Surface	natural grass

First Level

- ▶ National Championship Plaza
- ▶ Ticket Booth
- ▶ Arcade / Novelty Shop
- ▶ Club Lounge
- ▶ Hall of Fame
- ▶ LSU Locker Room and Squad Room
- ▶ Concession Stands
- ▶ Restrooms
- ▶ Umpires Locker Room
- ▶ Batting Cages
- ▶ Two Picnic / Play Areas

Second Level

- ▶ Concourse
- ▶ Press Box
- ▶ Suites



THE FUTURE OF COLLEGE BASEBALL

ALEX BOX STADIUM

INTRO

THIS IS LSU

PREVIEW

TIGERS

COACHES

REVIEW

HISTORY

RECORDS

LSU



Ballpark Comparisons

	Old Alex Box	New Alex Box
Seating		
Total Seats	7,760	8,786
Grandstand (under roof)	3,238	3,878
Bleachers	4,522	4,692
Amenities		
Restrooms	2,000 sq. ft.	9,274 sq. ft.
Concession stands	2,200 sq. ft.	5,000 sq. ft.
Arcade	0 sq. ft.	500 sq. ft.
Suites	0 sq. ft.	8,588 sq. ft.
Club Lounge	0 sq. ft.	1,800 sq. ft.
Team Area	3,000 sq. ft.	9,380 sq. ft.
Press Area	250 sq. ft.	2,000 sq. ft.
Hall of Fame	0 sq. ft.	1,900 sq. ft.

Enhanced ADA (Americans with Disabilities Act) accessibility and seating throughout new facility.



State-of-the-Art Amenities

With 700 more seats under roof, 7,000 additional square feet of restroom accommodations, 3,000 additional square feet of concession stands, expanded ticket booths, an arcade and novelty shop, children's playgrounds, a Hall of Fame and a Club Lounge, the New Alex Box Stadium will provides a comfortable home for the LSU Baseball faithful.



The LSU locker room has a Major League look.



THE ORIGINAL ALEX BOX STADIUM



The original Alex Box Stadium, home of the LSU Fighting Tigers from 1938-2008, has a storied history which spans several decades. Efforts to upgrade the stadium over the years made it comparable to that of many professional minor-league clubs. The 2008 season was the last for the Tigers in the 70-year-old facility, as LSU moves into the New Alex Box Stadium in 2009.

Alex Box Stadium Testimonials

"We tried to prepare our players for coming here, but I don't think you can prepare anybody for this, until you get here. This - and I mean this in a complimentary way - is a very, very special place; a very unique place ... There are lots of places where there's great baseball played and there's great support and they get behind their teams. But there is nothing like this. This is in first place and everything else is a distant second place."

-UC Irvine coach Mike Gillespie after the 2008 NCAA Super Regional in Alex Box Stadium

"I want to commend what I truly believe may be the premiere crowd in all of college baseball . . . that is a special, special crowd out there. I want to say that the way the fans have responded all weekend to just excellence and outstanding play leads me to believe that they truly do appreciate the difficulty of playing this game. I'm glad to have our players play in front of a crowd that I truly believe appreciated their performance."

- Baylor Coach Steve Smith after the 2003 NCAA Super Regional in Alex Box Stadium

Last season, the Tigers drew 318,798 fans to Alex Box Stadium as LSU finished first in the nation in total attendance for the 13th straight year.

LSU has been among the nation's attendance leaders for the past 18 seasons, finishing No. 5 in 1991, No. 6 in 1992, No. 4 in 1993, No. 3 in 1994 and 1995, and No. 1 from 1996-2008.

Over the past 25 seasons, the Tigers attracted over four million fans to Alex Box Stadium. A total of 4,550,628 patrons watched the Tigers play at "The Box" from 1984 to 2008.

The stadium was recognized both for its old-fashioned charm and for its modern renovations. Beginning in 1985, it was the site of four SEC tournaments, 18 NCAA regional tournaments, four NCAA super regional series and one ABCA Hall of Fame tournament.

Originally a 2,500-seat facility, the concrete and steel grandstand of Alex Box Stadium was completed in 1938. Funding came from the Works Progress Administration, a federally sponsored agency which constructed public athletic facilities, among other such projects.

In its first two years, Alex Box Stadium was the site of spring training for the New York Giants. Such legendary baseball figures as Mel Ott, Carl Hubbell, Bill Terry and Dick Bartell trained at "The Box."





The "Intimidator" billboard depicting LSU's NCAA titles was unveiled in the original Alex Box Stadium prior to the '97 season. It stood above the right field wall as a testament to LSU's baseball excellence.

18

LSU hosted 18 NCAA Regional Tournaments at the original Alex Box Stadium. The first was in 1986, and the stadium played host to 17 regionals in a 19-year span (1990-2008).

4

NCAA Super Regional Series at Alex Box Stadium: 2000, 2003, 2004, 2008

13

Last season, the Tigers drew 318,798 fans to Alex Box Stadium as LSU finished first in the nation in total attendance for the 13th straight year.

.787

LSU has a .787 winning percentage at home since 1984. The Tigers were 732-197-4 during that span in the original Alex Box Stadium.

LSU Record in Alex Box (1984-2008)

YEAR	GAMES	W-L-T	PCT.
1984	31	23-8	.742
1985	34	31-3	.912
1986	43	38-5	.884
1987	35	30-5	.857
1988	33	27-6	.818
1989	36	31-5	.861
1990	37	32-5	.865
1991	43	33-10	.767
1992	38	30-8	.789
1993	43	34-8-1	.802
1994	35	28-7	.800
1995	36	28-8	.777
1996	39	32-7	.821
1997	40	36-4	.900
1998	35	32-3	.914
1999	38	27-11	.711
2000	39	28-11	.718
2001	37	27-10	.730
2002	36	28-8	.778
2003	39	30-8-1	.782
2004	36	27-9	.750
2005	36	23-13	.639
2006	37	25-12	.676
2007	35	20-14-1	.586
2008	42	32-9-1	.774
Totals	933	732-197-4	.787

Attendance in Alex Box (1984-2008)

YEAR	DATES	TOTAL ATT.	AVG.
1984	24	22,021	918
1985	25	40,746	1,630
1986	34	81,075	2,385
1987	27	46,084	1,707
1988	27	46,831	1,734
1989	33	65,781	1,993
1990	30	78,616	2,621
1991	37	113,832	3,077
1992	34	114,937	3,381
1993	39	137,306	3,521
1994	33	143,595	4,351
1995	36	148,995	4,139
1996	39	226,805	5,816
1997	39	252,864	6,484
1998	35	232,597	6,645
1999	38	271,888	7,154
2000	39	286,874	7,355
2001	37	276,622	7,476
2002	36	271,179	7,532
2003	39	291,676	7,478
2004	36	284,328	7,898
2005	36	270,300	7,508
2006	37	270,341	7,306
2007	35	256,537	7,329
2008	42	318,798	7,590
Totals	867	4,550,628	5,249

2008 Attendance Leaders

(13th Straight Season at No. 1)

1. LSU	318,798
2. Arkansas	222,985
3. Florida State	186,879
4. Texas	179,282
5. Texas A&M	176,723

Tournaments Hosted

NCAA Regional Tournaments (18)

1986, 1990, 1991, 1992, 1993, 1994, 1995, 1996, 1997, 1998, 1999, 2000, 2001, 2002, 2003, 2004, 2005, 2008

NCAA Super Regional Series (4)

2000, 2003, 2004, 2008

SEC Tournaments (4)

1985, 1986, 1991, 1993

ABCA Hall of Fame Tournament (1)

1991

Top 10 Alex Box Stadium

Attendance Figures (Paid Attendance)

ATTENDANCE	OPPONENT	DATE	SCORE
1. 8,701	Mississippi St.	5/11/08	LSU, 9-6
2. 8,675	Indiana	2/22/08	LSU, 7-1
3. 8,683	Houston	3/6/04	UH, 10-5
4. 8,622	UL-Lafayette	4/11/00	LSU, 8-2
5. 8,577	Tulane	2/27/07	TU, 8-3
6. 8,548	Mississippi St.	5/9/08	LSU, 15-6
7. 8,521	Mississippi St.	3/26/04	MSU, 7-3
8. 8,512	Auburn	5/9/03	LSU, 6-5
9. 8,510	Arkansas	4/27/02	LSU, 8-0
10. 8,440	Alabama	5/19/02	LSU, 5-1

* - The largest actual attendance figure in Alex Box Stadium history was 8,173 for the NCAA Super Regional championship game versus UC Irvine on June 9, 2008.

Alex Box (1920-1943)

LSU's baseball stadium was named in 1943 for Alex Box, an outfielder for the 1942 Tiger squad. Box was killed in 1943 while fighting in North Africa during World War II.

Simeon Alexander

Box was born August 5, 1920, in Quitman, Miss., and attended George S.

Gardiner High School in Laurel, Miss. Box came to LSU in 1938 and majored in petroleum engineering. He played football and baseball, served as vice president of the junior class in engineering and was a member of several professional societies. He earned his petroleum engineering degree in 1942.

Box pursued his advanced ROTC studies in the engineering regiment. A handsome, popular figure on campus, he met and developed a close relationship with Earle Hubert, an attractive member of Delta Zeta sorority from Plaquemine, La. They had an understanding that she would complete her elementary education degree while he was serving in the military; then, they would later marry. Tragically, the terrors of warfare changed those plans.

After being commissioned in the U.S. Army, Box made short stops at camps in Florida and Pennsylvania and went on to England in August, 1942. He was posted to the First Infantry Division, called the "Big Red One" in North Africa. Lieutenant Box, a tank commander, displayed his heroism on November 9, 1942, when he risked his life in helping destroy six enemy machine gun nests and an artillery emplacement near Arcole, Algeria. His brave acts earned him the Distinguished Service Cross, the Army's second-highest decoration.

Only two months later, there was a fierce battle in Tunisia, and Box's tank was shredded by a German mine. He was killed instantly on February 19, 1943, at the age of 22. Brigadier General Theodore Roosevelt, wrote a letter of condolence to Box's mother, Mattie, saying "the deeds and death of your son have gone to make up the spiritual background that is this country."

Laurel, Miss., superintendent of schools R.H. Watkins eulogized Box as a "perfect example of an athlete, a Christian gentleman, a scholar and a soldier . . . His beautiful life may be compared to a great piece of music which ends on a high note."

On the LSU campus, there was a spontaneous movement that spring to commemorate his sacrifice in some tangible way. At its May 28, 1943 meeting, the LSU Board of Supervisors voted unanimously to named the baseball stadium for Box. That was considered such an unusual decision that the student newspaper, *The Reveille*, observed, "For the first time in the school's history, the service and memory of the military hero came to be esteemed so highly that a structure on the campus was named in his honor."

The Box family made a special presentation of Alex's personal memorabilia to LSU during the 1991 baseball season. The memorabilia, enclosed in a specially-constructed glass case, is permanently housed in the LSU Athletics Hall of Fame and Museum.



Man of Honor

LSU's baseball stadium was named for Alex Box in 1943.



GREAT MOMENTS



LSU Diamond – later named Alex Box Stadium
– was the spring training home of the New York Giants in 1938 and 1939.

*Reprinted with permission from Baseball in Baton Rouge.
Available from the publisher online at www.arcadiapublishing.com
or by calling 888-313-2665.*



Albert Belle and the 1986 Tigers captured an NCAA Regional title and advanced to LSU's first College World Series.



Slugger Eddy Furniss powered LSU to NCAA Regional titles in 1996, 1997 and 1998.

May 6, 1939

LSU defeats Tulane, 16-0, clinching its first SEC crown with a 10-2 conference record. The Tigers receive help from the Auburn Plainsmen, who defeated Florida, giving the Gators their second loss of the season, and eliminating them from title contention.

May 6, 1946

LSU completes a doubleheader sweep of Tulane to finish 11-3 in SEC play and win the league title. In the first outing, home runs by Joe Bill Adcock and Gene "Red" Knight help to erase a 4-1 deficit. Mel Didier singles in two runs in the seventh and LSU captures a 7-4 victory. In Game 2, home runs by Knight and Ray Coates highlight LSU's 4-3 win, as the Tigers clinch the SEC title.

May 12, 1961

LSU defeats Auburn 6-5 in the second game of a best-of-three series to win the SEC Championship. LSU trails 5-4 in the bottom of the 11th inning when the Tigers rally for two runs. Bobby Theriot provides the game-winning single and LSU captures the league crown. The paid attendance for the game was estimated to be around 2,500, making it the most attended LSU baseball game at the time.

May 5, 1967

LSU right-hander Bruce Baudier fires a seven-inning perfect game, blanking Alabama, 2-0, in the second game of a doubleheader. Baudier records eight strikeouts and needs only 72 pitches to defeat the Crimson Tide in front of 450 fans in Alex Box Stadium.

March 3, 1972

On Opening Day, LSU pitcher Randy Wiles pitches a no-hitter in the first game of a doubleheader against Rice, leading the Tigers to a 3-0 victory. Wiles pitches seven innings, recording 11 strikeouts and one walk. The no-hitter is nearly broken up with an infield hit, but is kept alive with an outstanding play by freshman shortstop Mike Miley.

May 14, 1975

LSU defeats Georgia 6-5 in the first game of a best-of-three series to determine the SEC champion. Randy Aldridge singles in the winning run in the bottom of the 10th. Paul Stefan earns the victory, pitching 8.2 innings of relief and striking out 13. LSU goes on to win the series and the SEC title with a 8-3 win over the Bulldogs in Athens.

March 14, 1979

Robert Landry pitches only the fourth no-hitter in LSU's history, defeating Southern Miss 1-0 at Alex Box Stadium. Landry strikes out seven and walks three in the seven-inning contest. Randy Olson, the Tigers' designated hitter, hits a solo home run for the lone score of the game.

May 25, 1986

Albert Belle smashes two, two-run homers in the South I Regional championship game, leading the Tigers to their first College World Series with a 7-6 win over Tulane at Alex Box Stadium. Belle was named tournament MVP for his efforts.

May 28, 1990

Rich Cordani's dramatic two-run blast in the seventh inning lifts LSU to a thrilling 7-6 South Regional championship game win over Southern California.

April 26, 1993

LSU defeats Tulane, 5-2, in a "Turn Back the Clock" game in Alex Box Stadium. The players wear early 20th-century replica uniforms and use wooden bats in the contest. The game celebrates the 100th anniversary of the LSU Baseball program.

May 29, 1994

LSU holds on to a 12-10 win over Southern Cal in the South Regional final. Former Trojan and current Minnesota Twins star Jacque Jones smashes three homers in defeat.

May 26, 1996

In one of the largest hit outputs in school history, LSU uses 18 runs on 13 hits in the seventh inning of the South II Regional championship game to rout Georgia Tech, 29-13. The Tigers wear new gold jerseys during the regional and throughout the 1996 College World Series.

May 25, 1997

A classic five-hour marathon comes to an end as LSU outlasts Long Beach State by scoring seven runs in the 11th inning for a 14-7 victory. One day later, the Tigers avenge their second round loss to South Alabama by sweeping the Jaguars, 14-4 and 15-4, before defending their national championship in Omaha.



Skip Bertman is ejected from the game during LSU's epic 1997 NCAA Regional win over Long Beach State. Bertman was ejected only three times in his 18 seasons as LSU's head coach.



The Tigers celebrate Bruce Baudier's perfect game in 1967 versus Alabama.

May 23, 1998

LSU falls behind Cal State Fullerton, 7-0 through two innings, but Cedrick Harris' two-run double in the eighth caps a four-run inning to complete a comeback as the Tigers earn a 13-11 victory. LSU routs the Titans 14-3 the next day to reach Omaha.

May 30-31, 1999

Facing a seven-run deficit and in danger of being eliminated, LSU rallies to take a 12-10 lead it would not relinquish against East Carolina to force a second championship game. Kurt Ainsworth gets an extra day of rest thanks to rain, which forces the second contest to be moved to Monday. Ainsworth blanks the Pirates, 9-0, hurling the Tigers to a super regional matchup with SEC foe Alabama.

June 2, 2002

LSU comes through the loser's bracket to defeat UL-Lafayette twice by identical 12-2 scores to win its seventh consecutive regional championship. The Tigers are the only regional winner of 2002 to come through the loser's bracket to win twice on the final day.

June 1, 2003

Jon Zeringue's one-out, walk-off home run in the bottom of the 11th sends LSU to the super regional round as the Tigers defeat a pesky UNC-Wilmington club, 9-8. Despite defeat, UNC-W becomes the first opposing team to make a congratulatory lap around the field following the game.

June 7-8, 2003

LSU blasts Baylor 20-5, using an 11-run sixth inning highlighted by Clay Harris' grand slam to reach its 12th College World Series. The Tigers faced elimination a day earlier after Baylor captured the first contest in the best-of-three set. Harris and Ivan Naccarata belted back-to-back homers to lead off the eighth inning to lift LSU over Baylor, 6-5, to set up the rubber match.

June 13, 2004

Lane Mestepey fires a masterful five-hit shutout in Game 2 of a Super Regional series against Texas A&M. Will Harris' ninth-inning homer clinches LSU's 4-0 triumph and sends the Tigers to the College World Series for the second straight season.

June 8-9, 2008

LSU completes its 70-year residency in Alex Box Stadium in grand fashion, overwhelming UC Irvine, 21-7, in Game 3 of the NCAA Baton Rouge Super Regional. The win vaults the Tigers into the College World Series for the 14th time since 1986. LSU explodes for six runs in the first inning on the strength of consecutive home runs by Blake Dean, Micah Gibbs and Matt Clark to roll past the Anteaters. The Tigers had faced elimination in Game 2 the day before, but LSU erupted for five runs in the ninth inning to erase a 7-4 deficit and post a 9-7 victory, setting up the Game 3 final showdown.



The Tigers defeated Baylor in the 2003 NCAA Super Regional.

Alex Box Stadium Facts

(known as LSU Diamond from 1938-43)

All-Time LSU Record in Alex Box Stadium (1723 games)
1217-509-7 (.708)

First Game
March 12, 1938
New York Giants 6, Philadelphia Phillies 5
(MLB Spring Training Game)

First LSU Game
March 21, 1938
LSU leads Minnesota, 4-2, after three innings when game is halted due to rain

First Complete LSU Game
March 24, 1938
Minnesota 6, LSU 5

First LSU Win
April 11, 1938
LSU 7, Northwestern 6

Final LSU Game
June 9, 2008
LSU 21, UC Irvine 7

Chad Ogea was the ace of the Tigers' 1991 pitching staff that propelled LSU to the 1991 NCAA South Regional title. The '91 Tigers advanced to the College World Series and claimed LSU's first national championship.



FOUNDATION ERA

(1938-83)



Gerald Keigley



Benny McArdle



Wally McMakin



Harry Morel



Roger Sigler

LSU announced in April 2008 its All-Alex Box Stadium "Foundation Era" Team, an all-star squad of former student-athletes that played for the Tigers from 1938-83.

The 29-member team was selected by a panel of media and former LSU players and coaches. The Foundation Era encompasses the opening of Alex Box Stadium in 1938 through 1983, the year prior to Skip Bertman's appointment as the Tigers' head coach.

Following are the members of LSU's Foundation Era team. The squad includes 11 pitchers, nine infielders, five outfielders and four catchers.

PITCHERS

BRUCE BAUDIER

Metairie, La. (1966-67)

WALKER CRESS

Ben Hur, Va. (1938-39)

RICK FARIZO

Harvey, La. (1968-71)

RICHARD "DICK" HICKS

Shreveport, La. (1967-68)

DAVE MADISON

Brooksville, Miss. (1941-43)

BENNY MCARDLE

Baton Rouge, La. (1951-53)

PAT MOOCK

Baton Rouge, La. (1972-75)

CAL SANTARELLI

Dunedin, Fla. (1982-83)

ALLEN SMITH

Maysville, Ky. (1960-62)

PAUL STEFAN

Nutley, N.J. (1975-76)

RANDY WILES

New Orleans, La. (1970-73)

CATCHERS

MARK COOPER

Pensacola, Fla. (1983-84)

DUANE DEWEY

Westfield, N.Y. (1979)

TOM GILES

Shreveport, La. (1967-68)

JERRY MARCHAND

Baton Rouge, La. (1952-53)

INFELDERS

JOE BILL ADCOCK

Coushatta, La. (1947)

ALVIN DARK

Comanche, Okla. (1943)

GERALD KEIGLEY

Greenville, Miss. (1971-73)

WALLY MCMAKIN

Monroe, La. (1973-76)

MIKE MILEY

Metairie, La. (1972-74)

JOE MOOCK

Baton Rouge, La. (1964-65)

HARRY MOREL

New Orleans, La. (1963-65)

CHIP MOSES

New Orleans, La. (1980-81)

CONNIE RYAN

New Orleans, La. (1941)

OUTFIELDERS

GENE ACHORD

Baton Rouge, La. (1962-64)

CRAIG BURNS

Baton Rouge, La. (1969-71)

BOB LEAKE

St. Francisville, La. (1966-68)

ROGER SIGLER

Cleves, Ohio (1954-57)

LARRY WRIGHT

Houston, Texas (1975-78)

ALL ALEX BOX STADIUM TEAMS

OMAHA ERA

(1984-present)

INTRO

THIS IS LSU

PREVIEW

TIGERS

COACHES

REVIEW

HISTORY

RECORDS

LSU

**Chad Cooley****J.C. Holt****Gary Hymel****Tim Lanier****Mike Sirotka**

The "Omaha Era" team -- announced during the LSU-Mississippi State series in May 2008 -- is composed of former Tigers who played at LSU from 1984 to the present. The selection of the squad coincided with LSU's final season in 70-year-old Alex Box Stadium.

The team was selected in online voting by fans at www.LSUsports.net. The squad includes eight outfielders, five catchers, 11 infielders and 14 pitchers.

OUTFIELDERS**LYLE MOUTON**

Lafayette, La. (1990-91)

ARMANDO RIOS

Carolina, Puerto Rico (1991-93)

ALBERT BELLE

Shreveport, La. (1985-87)

CHAD COOLEY

Lake Charles, La. (1993-96)

JEREMY WITTEN

Louisville, Ky. (1997-2000)

J.C. HOLT

Sieper, La. (2002-04)

RYAN PATTERSON

Rowlett, Texas (2003-05)

JON ZERINGUE

Thibodaux, La. (2002-04)

CATCHERS**BRAD CRESSE**

Seal Beach, Calif. (1997-2000)

TIM LANIER

Baton Rouge, La. (1993-96)

MATT LIUZZA

Metairie, La. (2003-06)

MIKE BIANCO

Seminole, Fla. (1988-89)

GARY HYMEL

Baton Rouge, La. (1988-91)

INFIELDERS**TODD WALKER**

Bossier City, La. (1992-94)

EDDY FURNISS

Nacogdoches, Texas (1995-98)

WARREN MORRIS

Alexandria, La. (1994-96)

BLAIR BARBIER

Harvey, La. (1997-2000)

WALLY PONTIFF

Metairie, La. (2000-02)

MIKE FONTENOT

Slidell, La. (2000-01)

RYAN THERIOT

Baton Rouge, La. (1999-2001)

RUSS JOHNSON

Denham Springs, La. (1992-94)

AARON HILL

Visalia, Calif. (2001-03)

BRANDON LARSON

San Antonio, Texas (1997)

BRAD HAWPE

Fort Worth, Texas (1999-2000)

PITCHERS**BEN MCDONALD**

Denham Springs, La. (1987-89)

PAUL BYRD

Louisville, Ky. (1989-91)

CHAD OGEA

Lake Charles, La. (1989-91)

KURT AINSWORTH

Baton Rouge, La. (1998-99)

BRETT LAXTON

Audubon, N.J. (1993-96)

LANE MESTEPEY

Zachary, La. (2001-05)

PATRICK COOGAN

Baton Rouge, La. (1995-97)

DOUG THOMPSON

Biloxi, Miss. (1997-98)

MIKE SIROTKA

Houston, Texas (1990-93)

EDDIE YARNALL

Coral Springs, Fla. (1994-96)

RUSS SPRINGER

Pollock, La. (1987-89)

RICK GREENE

Miami, Fla. (1990-92)

SCOTT SCHULTZ

Sterling, Va. (1992-95)

LLOYD PEEVER

Stonewall, Okla. (1992)





LSU's Memorial Tower (main photo) was one of the first structures completed on the present campus and sits east of the quadrangle (inset). It represents the University as a memorial to those who gave their lives during World War I. Although it currently houses the LSU Anglo-American Art Museum, plans are in process to return the Memorial Tower to a military museum as originally intended.

Campus LIFE



Location: Baton Rouge, La.
Founded: January 2, 1860
Enrollment: 28,194
President: Dr. John V. Lombardi
Chancellor: Dr. Michael V. Martin
Major Fields for Bachelor's Degrees: 71
Major Fields for Master's Degrees: 75
Major Fields for Doctoral Degrees: 54

U.S. News

In a summer 2008 edition of *U.S. News & World Report's* America's Best Colleges, LSU is ranked in the first tier for "Best National Universities" for the first time.



Louisiana State University and Agricultural & Mechanical College has, throughout its 149-year history, served the people of Louisiana, the region, the nation, and the world. LSU is creating a revolution, one of pervasive change and advancement. For the past five years, the focus of the LSU community has been an increased commitment to excellence. Our progress has been dramatic and shows no sign of stopping.

Having witnessed many of yesterday's possibilities become today's tangible realities, the LSU community set forth to capitalize on its success. The goal was to improve our standing as a nationally competitive flagship university. Following intense discussions among the LSU Board of Supervisors, campus administrators,

faculty, and student leaders, the objectives required to reach this status crystallized, providing the impetus for LSU's National Flagship Agenda.


Recently, Chancellor Dr. Michael Martin announced that in the summer 2008 edition of *U.S. News & World Report's* America's Best Colleges, LSU is ranked in the first tier for "Best National Universities" for the first time.

"This accomplishment means that the nation now recognizes what we have always known - that LSU is one of America's best universities," Martin said. "This ranking is proof that LSU's Flagship Agenda is working. That plan has done what it was designed to do -- improve LSU's stature on a national level."

Why LSU?

Ryan Theriot

LSU Baseball (1999-2001)
Shortstop, Chicago Cubs



"How could you put a price tag on the experience I had at LSU? You couldn't pay me enough money to take away the College World Series championship or the things I learned from (former LSU head coach) Skip Bertman to the relationships I have with guys like (former LSU teammates) Victor Brumfield and Blair Barbier. You meet all these guys and you have lifelong friends. I could go on and on about guys I still keep in close contact with."

"LSU is my home. It was a place where I made my name and a place where I was able to come here and have fun. It was the best three years of my life. While you are here, have fun and become a master of time management. You need to do what you have to do to make it. Work hard. I have been blessed. Baton Rouge is the place that helped me become who I am. I will never forget this place."



Shaquille O'Neal

LSU Basketball (1989-92)
Center, Phoenix Suns

"I had a lot of choices coming out of high school, but when I visited LSU it was different. It felt like a family with the coaches and the players. LSU was the best place for me to go. It had everything I wanted, both football and academically. The atmosphere and the coaches made me feel very comfortable around them as well as the academic people and everybody involved with the program. I was from down the road in Louisiana and could have gone anywhere to school, but I chose to stay close to home."



Jarvis Green

LSU Football (1998-01)
Defensive End, New England Patriots

"As far back as I can remember (riding bicycles, playing little league baseball), I have literally bled purple and gold. It never crossed my mind that there was anywhere else to go other than LSU. The experiences and relationships that I developed at LSU have been an integral part of my life. No other colleges existed in my mind. I am fortunate to have attended a place that I considered a dream and look forward to my association with the University until the day I die."



David Toms

LSU Golf (1986-89)
2001 PGA Champion

"I was basically an in-state guy and had always thought about going to LSU for football and to get a good education. I made a lot of visits to different schools in my selection process, but everything always pointed toward LSU. My heart and my family guided me in that direction not just for the athletics, but for the academics as well. From top to bottom LSU has good people from the coaches on down the line."



Bradie James

LSU Football (1999-2002)
Linebacker, Dallas Cowboys

Academic Majors

College of Agriculture
Agricultural Business (B.S.)
Agribusiness Finance
Agribusiness Management
International Marketing
Animal, Dairy, & Poultry Sciences (B.S.)
Animal Sciences
Dairy Foods Technology
Dairy Production
Poultry Sciences
Preveterinary Medicine-Animal
Preveterinary Medicine-Dairy
Preveterinary Medicine-Poultry
Science & Technology-Animal Science
Science & Technology-Dairy Science
Science & Technology-Poultry Science
Environmental Management Systems (B.S.)
Environmental Science
Policy Analysis
Resource Conservation
Family, Child, & Consumer Sciences (B.S.)
Consumer Science
Human Services Management
Food Science & Technology (B.S.)
Food Business/Marketing
Food Chemistry & Analysis
Food Processing & Technology
Food Safety/Applied Microbiology
Forestry (Forest Management) (B.S.F.)
Ecological Restoration
Forest Products
Forest Resource Management
Nutritional Sciences (B.S.)
Dietetics
Nutritional Sciences/Premedical
Plant & Soil Systems (B.S.)
Agricultural Pest Management-Entomology
Agricultural Pest Management-Plant
Pathology
Crop Management
Horticultural Science
Ornamentals, Olericulture, & Pomology
Soil Science
Turfgrass Management
Urban Entomology
Textiles, Apparel, & Merchandising (B.S.)
Apparel Design
Merchandising
Textile Science
Vocational Education (B.S.)
Adult, Extension, International Education
Agricultural Education

Business Education
Career Development
Home Economics Education
Human Resource Leadership and Development
Industrial Education
Training & Development
Wildlife & Fisheries (B.S.)
Aquaculture
Conservation Biology
Fisheries
Preveterinary Medicine-Wildlife & Fisheries
Wetland Science
Wildlife Ecology
Wildlife Law Enforcement

College of Art & Design
Architecture (B.Arch.)
Interior Design (B.I.D.)
Landscape Architecture (B.L.A.)
Studio Art (B.F.A.)
Ceramics
Graphic Design
Jewelry/Metalsmithing
Painting
Photography
Printmaking
Sculpture

College of Arts & Sciences
Anthropology (B.A.)
Communication Disorders (B.A.)
Communication Studies (B.A.)
Economics (B.A.)
English (B.A.)
Creative Writing
Literature
Secondary Education-English
Writing & Culture
French (B.A.)
French & Francophone Cultural Studies
French & Francophone Political Studies
International Business
International Studies
Literary Studies
Secondary Education-French
General Studies (B.G.S.)
Geography (B.A. & B.S.)
German (B.A.)
History (B.A.)
Secondary Education-History
International Studies (B.A.)

Africa & the Middle East
Asia
Europe
Global Studies
Latin America
Russia & Central Asia
Latin (B.A.)
Liberal Arts (B.A.)
African & African American Studies
Art History
Studio Art
Mathematics (B.S.)
Actuarial Science
Applied/Discrete Mathematics
Applied Mathematics/Communications
Engineering
Computer Science
Mathematics
Secondary Education-Mathematics
Philosophy (B.A.)
Religious Studies
Political Science (B.A.)
Psychology (B.A. & B.S.)
Russian Area Studies (B.A.)
Sociology (B.A.)
Applied Sociology
Criminology
Rural Sociology
Spanish (B.A.)
Secondary Education-Spanish
Women's & Gender Studies (B.A.)

College of Basic Sciences
Biochemistry (B.S.)
Biological Sciences (B.S.)
Marine Biology
Secondary Education-Biology
Chemistry (B.S.)
Biological Chemistry
Chemical Physics
Chemistry
Chemistry and a Second Discipline
Environmental Chemistry
Materials
Polymers
Preprofessional Chemistry
Secondary Education-Chemistry
Computer Science (B.S.)
Geology (B.S. Geol.)
Environmental Geology
Geology
Microbiology (B.S.)

Physics (B.S.)
Astronomy
Medical Physics
Physics
Physics and a Second Discipline
Secondary Education-Physics

E. J. Ourso College of Business
Accounting (B.S.)
Management Accounting
Economics (B.S.)
Empirical Economic Analysis
Finance (B.S.)
General Business Administration (B.S.)
Business Administration-Prelaw
Business & Public Administration
Information Systems & Decision Sciences (B.S.)
International Trade & Finance (B.S.)
Empirical Economics Analysis
Management (B.S.)
Entrepreneurship
Human Resource Management
Management
Marketing (B.S.)

College of Education
Early Childhood Education: PK-3 Teacher Certification (B.S.)
Elementary Grades Education (B.S.)
Four-Year Teacher Certification, Grades 1-6
Holmes Certification
Kinesiology (B.S.)
Athletic Training
Fitness Studies
Health & Physical Education Teacher Certification
Human Movement Science
Sports Studies
Secondary Education (B.S.)
Art

College of Engineering
Biological Engineering (B.S.B.E.)
Chemical Engineering (B.S.Che.E.)
Civil Engineering (B.S.C.E.)
Computer Engineering (B.S.E.E.)
Construction Management (B.S.C.M.)
Electrical Engineering (B.S.E.E.)
Environmental Engineering (B.S.Env.E.)
Industrial Engineering (B.S.I.E.)
Mechanical Engineering (B.S.M.E.)

Petroleum Engineering (B.S.P.E.)
Manship School of Mass Communication
Mass Communication (B.A.M.C.)
Advertising
Electronic Media
Journalism
Political Communication
Public Relations

College of Music & Dramatic Arts
Music (B.A.)
Music (B.M.)
Brass
Composition
Harp
Organ
Percussion
Piano Pedagogy
Piano Performance
String
Voice
Woodwind
Music Education (B.M.Ed.)
Instrumental
Vocal
Theatre (B.A.)
Arts Administration
Design/Technology
Literature, History, & Theory
Performance
Theatre Studies

Preprofessional Programs * (Nondegree)
Allied Health Programs
Dental Hygiene
Dental Laboratory Technology
Ophthalmic Medical Technology
Physician's Assistant
Premedical Technology
Prenursing
Preoccupational Therapy
Prephysical Therapy
Rehabilitation Counseling
Respiratory Therapy

* The final two-three years of these preprofessional programs are offered by the LSU Health Sciences Center and/or other medical schools. These are nondegree programs.





Bo Campbell Auditorium

The 1,000-seat auditorium is used throughout the year as a classroom and lecture hall. Each seat in the auditorium has space for a laptop and a modem hookup, providing each student unlimited learning opportunities.

The auditorium also contains a movie theatre size screen to aid professors with lectures and classroom activities.

COX COMMUNICATIONS

Academic Center FOR STUDENT-ATHLETES

Study Area

Included in the 54,000 square feet of the Academic Center are individual study areas as well as 14 private computer rooms for student-athletes to work one-on-one with tutors or by themselves.




The Library

The library provides a perfect setting for individual study, or with a tutor as a group.

Computer Stations

Throughout the Academic Center are more than 300 computer stations, providing student-athletes with a quiet working environment for research, writing and studying.



A \$15 million renovation to the Gym Armory in 2002 put it at the forefront of the nation's premier academic centers. Improvements to the existing center give LSU student-athletes the best opportunity for success by providing access to the latest technology, as well as an array of expanded services.

Amenities

- ▶ 54,000 square feet of working space
- ▶ Over 300 computer work stations
- ▶ 14 private computer rooms in a state-of-the-art computer lab
- ▶ Additional study rooms and classrooms for private or group study
- ▶ Electronic scheduling of tutoring sessions
- ▶ 1,000-seat auditorium for classes and lectures





Former LSU pitcher Bhrett McCabe received his Ph.D in psychology in 2003.



Academic All-American Warren Morris (right), pictured with LSU President Dr. William Jenkins, received a zoology degree in December, 1997.



Rick Greene graduated in communication studies in 2003. Greene was the top relief pitcher on LSU's first national championship team in 1991.

Critical to the development of an athlete as a student is an adequate academic facility and capable staff to further the athlete's progress. The Cox Communications Academic Center for Student-Athletes is responsible for overseeing the educational development and progress toward graduation for all student-athletes. The staff acts as a liaison between the student-athlete and the academic communities and insures that student-athletes comply with academic rules established by the University, NCAA and Southeastern Conference. The staff also coordinates academic programs designed to assist student-athletes in acquiring a quality education.

FACILITY BUILT BY THE TIGER ATHLETIC FOUNDATION



Academic SUCCESS

LSU BATS 1,000 IN APR

The LSU baseball program has undergone a reclamation project since Paul Mainieri was hired in June 2006. Besides returning the program that won five College World Series between 1991 and 2000 to national prominence on the field, the program recorded a perfect 1,000 Academic Progress Rate for the 2007-08 academic year.

"Having gone into this profession to be an educator and teacher, it is of course important for youngsters to fulfill their potential as baseball players, but it is even more important for them to earn their degrees and become contributing people in society once they finish their playing careers," Mainieri said.

Last spring, LSU baseball student-athletes posted a cumulative 2.89 grade-point average, the highest in-season mark in program history. For the entire 2007-08 academic year, the team posted a 2.83, another high-water mark for the program. Fourteen LSU baseball players - again the most in program history - were named to the 2008 Southeastern Conference Academic Honor Roll.

"I realize those numbers are modest by some people's standards, but it is a start," said Mainieri, who guided last year's squad to the CWS for the first time in four seasons behind the strength of a late-season 23-game win streak. "I feel proud. I'm hoping this will be the start of a trend, and not only will we succeed on the field, but the kids will go on to be productive citizens."

Academic Staff



Kenneth Miles
Executive Director



Dr. Mary Boudreaux
Associate Director



Tim Boyle
Associate Director



Derek Cowherd
Associate Director



Jason Fountain
Associate Director



Becca Hubbard
Associate Director
Baseball Counselor



Carole Walker
Associate Director



Dr. Tommy Karam
Director - Communications Lab



Jason Shaw
Tutorial Coordinator



Leah Saal
Learning Specialist



Jennifer Timmer
Learning Specialist



Kristin Price
Learning Specialist



Jean Jackson
Administrative Specialist



Media Training

Along with the success of the LSU baseball team comes a great deal of media attention and Dr. Tommy Karam, the Director of the Communications Lab, works with LSU student-athletes on their interactions with the media and interview skills. Karam utilizes a mock press conference setting to get the student-athletes used to handling themselves in front of both print and electronic media. He video tapes the mock interview session and reviews it with the student-athletes to help them become more comfortable in an interview setting. Karam also helps the LSU student-athletes get prepared for the MLB experience by working closely with those players on the interview process.



LSU Baseball Graduates (December 1999 through December 2008)

Kurt Ainsworth
Blair Barbier
Bryon Bennett
Tom Bernhardt
Michael Bonura
Christian Bourgeois
(Master's)
Billy Brian
Steven Broschowsky
Rhett Buteau
Chris Cahill
Matt Colvin
Patrick Coogan
Josh Dalton
Mike Daly
Chase Dardar
Brad David
Wes Davis
Will Davis
Jason Determann

Clay Dirks
Jordan Faircloth
Shawn French
Eddy Furniss
Jamin Garidel
Will Goodwin
Rick Greene
Weylin Guidry
Matt Heath
Courtney Hernandez
Danny Higgins
Justin Hill
Trey Hodges
Chris Jackson
Ty Jensen
Mike Koerner
Jeff Leaumont
Antonio Leonardi-Cattolica
(Veterinary Medicine)
Jason Lewis

Jeremy Loftice
Barry Manuel
Billy McBride
Bhrett McCabe
(Ph.D)
Trey McClure
Chris McDougall
Justin Meier
Lane Mestepey
David Miller
Tommy Morel
Brandon Nall
Mike Neal
Tim Nugent
Chad Ogea
Bo Pettit
Chris Phillips
David Raymer
Ryan Richard
Ben Saxon

Michael Serio
Kevin Shipp
Antoine Simon
Trey Simon
Collin Smith
Chucky Son
Bruce Sprowl
Nick Stavinoha
Johnnie Thibodeaux
Doug Thompson
Jake Tompkins
Chad Vaught
Gee Victoriano
Kevin Ward (MBA)
Dustin Weaver
Eric Wiethorn
Jonathan Wilhite
Jeremy Witten

The Services

- Tutoring
- Career Counseling and Development
- Time Management
- Study Skills
- Insure that student-athletes comply with academic rules established by the University, NCAA and SEC

The Goal

For each student-athlete to reach and receive the highest-quality education and degree.

The Responsibility

To oversee the educational development and progress toward graduation for all student-athletes.



School Record

14 LSU Baseball Players
Named to 2008 SEC
Academic Honor Roll

Kyle Beerbohm

Paul Bertuccini

Jared Bradford

Ryan Byrd

Matt Clark

Kevin Farnsworth

Matt Gaudet

Buzzy Haydel

Michael Hollander

Jason Lewis

Blake Martin

Nicholas Pontiff

Ryan Schimpf

Ryan Verdugo

INTRO

THIS IS LSU

PREVIEW

TIGERS

COACHES

REVIEW

HISTORY

RECORDS

LSU





Baseball

IN THE COMMUNITY

LSU baseball players frequently visit hospitals and schools as part of their commitment to community outreach.



The Wally Pontiff Jr. Foundation donated \$31,000 in November of 2006 to the LSU baseball program, as Wally Pontiff Sr. (left), father of former Tiger infielder Wally Pontiff Jr., presented a check to LSU baseball coach Paul Mainieri (center) in the athletics administration building. Assisting in the presentation was Pontiff Foundation member Gary Burke. The Wally Pontiff Jr. Foundation was established in memory of the all-SEC third baseman who died in 2002 at age 21 due to heart abnormalities. For more information about the Wally Pontiff Jr. Foundation, visit www.wallypontiffjr.org.



LSU baseball players annually make Christmas a little brighter for several families in the Baton Rouge area as they deliver presents to families at the Christmas Toy Drive party in the Cox Communications Academic Center for Student-Athletes. The Toy Drive culminates in a party where student-athletes give presents to their sponsored families. In addition, the children are treated to a visit from Santa Claus.



The LSU baseball team participates each year in the Buddy Walk, an event designed to promote awareness and inclusion of people with Down Syndrome.

Community OUTREACH

Shaquille O'Neal CHAMPS/Life Skills

"Through workshops, service projects, and social events, CHAMPS brings LSU student-athletes information that will prepare them for the biggest game of all - the game of life!"

-SHAQUILLE O'NEAL, LSU ALL-AMERICAN & 14-TIME NBA ALL-STAR

The CHAMPS (Challenging Athletes Minds for Personal Success)/Life Skills program was developed by the NCAA to help prepare student-athletes for the challenges of life beyond the playing field.

How Can CHAMPS Help?

By focusing on "real life" skills and personal development, the CHAMPS Program not only assists the student-athletes with meeting daily challenges, but also enhances student-athletes' growth in their college years and beyond.

CHAMPS at LSU

The CHAMPS/Life Skills program at LSU is operated out of the Academic Center for Student Athletes, and the focus of the program is on five commitments viewed as critical to personal growth.

LSU baseball provides an opportunity to achieve athletic success while also getting a head start on the most important game of all - the game of life.

JOB EXPERIENCE

Student-athletes at LSU take full advantage of their summers by developing skills in their field of study. They spend parts of their summers working in venues that relate to their majors, including ...

- ▶ Hospitals
- ▶ Physical therapy centers
- ▶ Public relations firms
- ▶ Building contractors
- ▶ Restaurants
- ▶ Engineering firms
- ▶ Accounting offices



Mike Mallet
Director for the
CHAMPS/Life Skills program



Jade Jenkins
Assistant Director for the
CHAMPS/Life Skills program





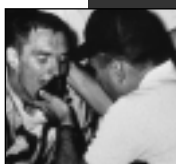
Athletic TRAINING

The Broussard Training Center (above) boasts the largest hydrotherapy pool in both collegiate and professional sports.

LSU boasts the largest and most complete athletic training facilities in all of collegiate athletics with both the Football Operations Center (right) and the Broussard Center for Athletic Training in Tiger Stadium (below). Both are furnished with the latest in technology and equipment. The Football Operations Center training room features a full view of the practice fields, two hot/cold jacuzzis and an underwater treadmill. The Broussard Center includes an on-site x-ray room, an in-house pharmacy, as well as the largest hydrotherapy pool in both collegiate and professional sports. It is one of the few collegiate training centers with a full-service pharmacy and a full-service vision center.



Broussard Athletic TRAINING CENTER



The two story, 22,000 square foot facility contains 20 treatment tables with the newest forms of modalities available, 14 taping stations, a 1,600 square foot rehabilitation area which contains the latest rehabilitation equipment including the Cybex Norm, Woodway treadmills and Body Master select rise equipment. LSU's multi-million dollar athletic training facility is named in honor of Dr. Martin J. Broussard (left), the legendary trainer whose career spanned over 40 years at LSU.



Complete Care

Rehabilitation

LSU baseball trainer Beau Lowery works with players in the Broussard Center for Athletic Training. The center boasts some of the most technologically advanced equipment to aid the recuperation and rehabilitation of LSU's student-athletes.



INTRO

THIS IS LSU

PREVIEW

TIGERS

COACHES

REVIEW

HISTORY


RECORDS

LSU



Dental Center

A fully functional dental center, staffed by Dr. John Vance, is located inside the Broussard Center for Athletic Training.



Vision Center

Dr. Don Peavy conducts eye exams for LSU's student-athletes in a convenient location in the Broussard Center for Athletic Training.



Pharmacy

The LSU Athletic Training Pharmacy is the only one of its kind in college athletics. Staffed by pharmacist Kevin Denoux, the LSU Athletic Training Pharmacy provides the Tigers with first-class service in a convenient location.



Real-Time X-Rays

A new state-of-the-art fluoroscope was added in the summer of 2008 that will provide LSU trainers the opportunity to take x-rays on site in the Football Operations Center. The machine can provide real-time images of the internal structures of a patient.





Custom Weights

Custom iron-grip dumbbells and weights and equipment made by Body Masters and Eleiko. Watch and listen to a state-of-the-art video and sound system.

- 28** multi-purpose power stations
- 36** assorted selectorized machines
- 10** dumbbell stations
- 2** sets of 5-180 pound free weights

LSU baseball players work out at the new state-of-the-art weight room located in the Football Operations Center.



Strength and conditioning coach Tommy Moffitt, who was named the 2003 College Football Strength and Conditioning Coach of the Year by the America Football Monthly, has proven to be a perfect fit in purple and gold. Since Moffitt joined the Tigers for the 2000 season, they have become one of the most fit programs in the nation.

Prior to coming to LSU, Moffitt earned the 1999 College Football Strength and Conditioning Coach of the Year honor by the Professional Football Strength and Conditioning Coaches Society.

Moffitt's LSU staff includes Jeremy Phillips (pictured on page 37), who supervises the baseball team's strength program.





Strength & CONDITIONING

Strength and conditioning can be the heart and soul of an athletic program's success, and LSU has taken great strides to improve its strength program and facilities. LSU student-athletes enjoy one of the finest strength and conditioning facilities in the nation. It features the latest in both strength training and cardiovascular training equipment.

Indoor Facility

In the offseason and during inclement weather outdoors the LSU baseball team utilizes the 100-yard climate-controlled practice field. The facility was built in 1991 and is 8,250 square feet with brand new Momentum Field Turf by SportExe similar to the Louisiana Superdome and M&T Bank Stadium in Baltimore.





The state capitol building of Louisiana, located in the heart of downtown Baton Rouge, is the tallest capitol building in the nation at 34 stories and overlooks the Mississippi River.

Baton ROUGE

Distance Chart from Baton Rouge (BASED ON 70 MPH SPEED):

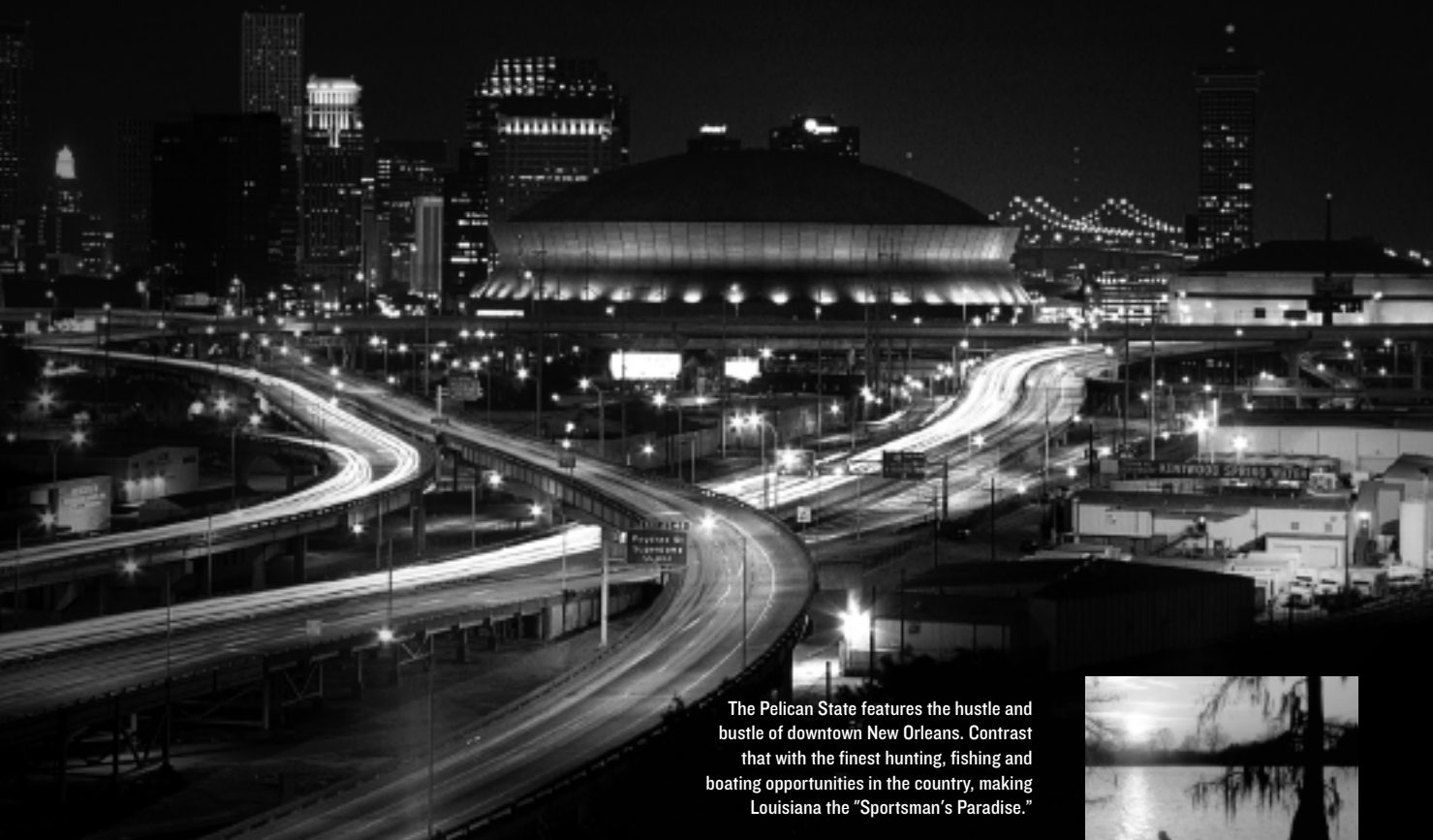
Atlanta, Ga.7 hours	Jackson, Miss.2 ¹ / ₂ hours	New Orleans, La.1 hour
Biloxi, Miss.2 hours	Jacksonville, Fla.8 ¹ / ₂ hours	Orlando, Fla.10 hours
Birmingham, Ala.6 hours	Little Rock, Ark.5 hours	Pensacola, Fla.4 hours
Dallas, Texas6 ¹ / ₂ hours	Mobile, Ala.3 hours	Shreveport, La.4 hours
Houston, Texas4 hours	Monroe, La2 ¹ / ₂ hours	

Hospitality and comfort are a Southern tradition practiced to perfection around Baton Rouge. Minutes from the city, ancient moss-draped oaks, fragrant honeysuckle, formal gardens and the finest examples of Southern architecture await. Combine this with the excitement of the mighty Mississippi River, Cajun music and a gourmet meal that is topped with freshly brewed cafe-au-lait at one of Baton Rouge's fine restaurants. So what does the future hold? Baton Rouge is now one of the fastest growing cities in the South -- a bustling Metropolis of cutting-edge technology companies, high-powered law firms and forward thinking city leaders who passionately support the arts and promote the local economy. Old Man River just got an upgrade. Yes, this is one city that's rolling on the river.


Proximity

Baton Rouge is just an hour away from the French Quarter in New Orleans and even closer to the million-acre Atchafalaya Swamp, which is called one of the biggest fishing ponds in the country.





The Pelican State features the hustle and bustle of downtown New Orleans. Contrast that with the finest hunting, fishing and boating opportunities in the country, making Louisiana the "Sportsman's Paradise."



Louisiana

THE PELICAN STATE



Louisiana, one of America's most culturally and geographically diverse states, is located in the heart of the Deep South. Adjacent to the Gulf of Mexico and dotted with hundreds of lakes and bayous, Louisiana is home to all types of terrain from swamps and marshes to lush forests and gentle hills.

◀ Unique Culture

Louisiana is home to Mardi Gras, a two-week party that includes more than 60 parades and millions of visitors from around the world. All year long, New Orleans jazz, Creole culture, stately riverboats and some of the finest cuisine in the world is mixed into the diverse and renowned culture of Louisiana.

Cuisine ▶

Foods like boiled crawfish, jambalaya, shrimp etouffee and gumbo make the cajun and creole cuisine of Louisiana the envy of the nation.





Shaquille O'Neal

Four-time NBA champion Shaquille O'Neal, the 2000 NBA MVP, joined the long list of prominent LSU alumni when he earned his degree in general studies in December 2000.



Seimone Augustus

Augustus received her degree in 2005 after just three years at LSU and while earning NCAA Women's Basketball National Player of the Year honors twice. She was the first pick of the 2006 WNBA Draft by the Minnesota Lynx and she is a 2008 Olympic gold medalist.



Prominent LSU ALUMNI



Eduardo Aguirre, Jr.

Named the first Director of U.S. Citizenship and Immigration Services (USCIS) for the Department of Homeland Security in 2003, Aguirre, Jr., was appointed the U.S. Ambassador to Spain in 2005.



Dr. James Andrews

A world-renowned orthopedic surgeon, Andrews is a 1963 graduate of LSU and a 1967 graduate of LSU Medical School. While at LSU, Andrews won the SEC indoor and outdoor titles in the pole vault as a member of the track team.



Lod Cook

Cook graduated from LSU with a bachelor's degree in mathematics in 1955 and then earned his Master's degree in petro engineering in 1955. Cook served as CEO of ARCO for nine years.



Kevin Faulk

Faulk excelled in both the classroom and on the playing field as he graduated in just three years. Faulk is currently a member of the three-time Super Bowl champion New England Patriots.



Carlos Roberto Flores

The president of Honduras from 1997-2001, Flores helped the nation recover after Hurricane Mitch devastated the country in 1998. Flores is married to the former Mary Carol Flake, also an alumnae of LSU.



Jim Flores

Flores graduated with two bachelor's of science degrees; one in corporate finance in 1981 and the second in petroleum land management in 1982. Flores is currently Chairman, President and CEO of Plains Exploration & Production Company.

LSU's enrollment is nearly 30,000 students, including more than 1,600 international students and nearly 5,000 graduate students.

Dr. Larry O. Arthur - AIDS researcher.

John Ed Bradley - Sports Illustrated writer and novelist.

John Breaux - U.S. Senator (1987-2005) and U.S. Congressman (1972-86) from Louisiana.

Wil Calhoun - Executive Producer of television sitcom "Friends."

Cassandra Chandler - One of the Federal Bureau of Investigation's highest ranking African-American women as special agent in charge of the Norfolk Field office.

"Lightning Joe" Lawton Collins - Chief of Staff for President Harry Truman.

Bill Conti - Oscar-winning composer who has written theme music for several well-known movies, including "Rocky" and its sequels.

Eric Arturo Delvalle - President of Panama (1985-1988).

A. Wright Elliott - Retired executive vice president, Chase Manhattan Bank.

Graves Erskine - U.S. Marine Corps General in WWII.

Maxime A. Faget - Designed Mercury and Gemini spacecrafts.

Mary Carol Flake Flores - Former First Lady of Honduras.

Murphy "Mike" Foster, Jr. - Former governor of Louisiana (1996-2004).

Kevin Griffin - Lead singer of the platinum-selling rock band "Better than Ezra."

Paul Groves - Award-winning tenor with the Metropolitan Opera.

Rufus William (Bill) Harp - Television set decorator for series including "L.A. Law" and "Moonlighting."

Pat Hewlett - CIO of Exxon Mobil.

Walter Hitesman - Former president, Reader's Digest.

Hubert Humphrey - U.S. vice president (1965-69).

W. Vernon Jones - Senior Scientist for Suborbital Research, NASA headquarters.

Delos "Kip" Knight - Vice president of marketing and brand management for eBay international.

Russell Long - U.S. Senator from Louisiana (1948-87).

Ray Marshall - Secretary of Labor under President Jimmy Carter.

James E. Maurin - Founding partner and CEO of Stirling Properties, a national real estate services firm.

Grover Murray - Former president of Texas Tech University.

Jake Lee Netterville - Chairman of the board of Postlethwaite and Netterville, the largest Louisiana-based public accounting firm.

Edwin Newman - Longtime NBC News journalist and author.

Carolyn Bennett Patterson - Former senior editor, National Geographic.

J. Howard Rambin - Former CEO and Chairman of the Board, Texaco.

Rex Reed - Drama critic, syndicated columnist.



Kenneth Brown

A 1995 graduate of LSU and the host of Home and Garden Television's (HGTV) show "reDesign," Brown credits much of his success to LSU's interior design program, which is ranked among the Top 10 nationally.

Maj. Gen. Thomas Rhame - Led 1st Infantry Division against Iraq during Persian Gulf War.

Thomas O. Ryder - Chairman of the Board, The Reader's Digest Association.

Frances Seghers - Senior VP of Sony Entertainment European Community Affairs, which includes Sony Music, Sony Pictures and Sony Playstation.

Dolores Spikes - Former President of the Southern University System and the University of Maryland-Eastern Shore.

Ray Strother - Author, political consultant.

David Suarez - Co-owner of Atlantic Company of America, Inc., which performed the historic restoration of the Washington Monument, the Smithsonian's Air and Space Museum and the main U.S. Treasury Building.

Rebecca Wells - Author of the novel and film "Devine Secrets of the Ya-Ya Sisterhood."



Reinosuke Hara

Hara researched at LSU in the 1950s and then later received an honorary doctorate of science degree from LSU in 1992. He is the former President and CEO of Seiko Instruments.



Mary L. Landrieu

Landrieu became the first woman from Louisiana elected to a full term in the United States Senate in 1997.



Harry J. Longwell

Longwell graduated from LSU in 1963 with a bachelor's degree in petroleum engineering and retired in 2004 as the Executive Vice President and Director of ExxonMobil.



Eddie J. Jones

The former president of the NFL's Miami Dolphins franchise, the longtime veteran of the NFL is currently a Trustee of the Bert Bell/Pete Rozelle Retirement and Disability Plan.



Marty Sixkiller

Senior Technical Director for PDI/DreamWorks movies "Antz," "Shrek," "Shrek 2," "Shrek the Third," "Madagascar" and "Over the Hedge."



James Carville

Carville received both a bachelor's degree and law degree from LSU and gained fame in the 1990s as the chief campaign strategist for Bill Clinton and Al Gore. Carville also penned a best-selling memoir titled "All's Fair: Love, War and Running for President."

INTRO

THIS IS LSU

PREVIEW

TIGERS

COACHES

REVIEW

HISTORY

RECORDS

LSU



LSU GREATS

The five individuals on this page are the only men to have their jerseys retired by LSU. Basketball has retired the No. 23 for Pete Maravich, No. 33 for Shaquille O'Neal and No. 50 for Bob Pettit. Football's only retired jersey is the No. 20 worn by Billy Cannon, while baseball retired the No. 15 in honor of longtime coach and athletics director emeritus Skip Bertman.



50

Bob Pettit


Pettit led LSU to its first NCAA Final Four in 1953 and later became the first player in NBA history to exceed the 20,000-point barrier. Pettit is a member of the NBA Hall of Fame, and in 1997, he was named one of the Top 50 players in NBA history.



20

Billy Cannon

One of the true legends of college football in the South, Cannon was the 1959 Heisman Trophy winner and helped the Tigers to the 1958 national title. Cannon's most memorable performance came in 1959 against Ole Miss when No. 1 LSU trailed No. 3 Ole Miss 3-0 in the fourth quarter. He fielded a punt, broke seven tackles and returned it 89 yards for the 7-3 victory. He went on to a successful 11-year professional career.



23

Pete Maravich

"Pistol Pete" Maravich still holds the NCAA record for career points with 3,667 and for career scoring average with 44.2 points a game. He was selected the National Player of the Year in 1970 after leading the Tigers to the NIT Final Four. He scored 50-plus points an amazing 28 times. He went on to a 10-year professional career and was selected as one of the NBA's 50 greatest players in 1997.



33

Shaquille O'Neal

O'Neal was the first pick in the 1992 NBA Draft. He was named MVP of the league in 2000 and was a three-time NBA Finals MVP after leading the Los Angeles Lakers to three World Championships. At LSU, O'Neal averaged 21.6 points and 13.6 rebounds for his career, and in 1991, he was named the World's Amateur Athlete of the Year as well as SEC Athlete of the Year and National Player of the Year. In 1997, he was named as one of the top 50 players in NBA history.



15

Skip Bertman

A legend in the college baseball ranks, Bertman created a dynasty at LSU, guiding the Tigers to five national titles in a 10-year stretch from 1991-2000. He also coached the United States to a bronze medal at the 1996 Olympics in Atlanta and was an assistant on the gold medal-winning U.S. squad in Seoul, South Korea, in 1988. Bertman retired from coaching following the 2001 season and served as LSU athletics director through June 2008. Bertman was inducted into the College Baseball Hall of Fame in 2006.

LSU's success in each of its 20 sports is evident with this outstanding list of former Tigers.

INTRO

THIS IS LSU

PREVIEW

TIGERS

COACHES

REVIEW

HISTORY


RECORDS

LSU



Seimone Augustus

Augustus was the two-time NCAA National Player of the Year, receiving the Wade Trophy, the Naismith and the Wooden Awards as a junior and a senior. Augustus helped lead the Lady Tigers to three-straight Final Fours. She was the No. 1 pick in the 2006 WNBA Draft, and she was a 2008 Olympic gold medalist.




Esther Jones

A 21-time All-American while at LSU, Jones won a gold medal as a member of the United States' 4x100-meter relay team at the 1992 Olympic Games in Barcelona.




April Burkholder

The 2006 NCAA beam co-national champion, Burkholder finished her career with 14 All-America honors and four All-SEC selections. In addition, she was named the NCAA Central Region Gymnast of the Year twice, the SEC Gymnast of the Year on two occasions, and she was also the conference's Freshman of the Year in 2003.



Muna Lee

The most decorated track and field athlete in school history, Lee won 20 All-America awards and a school record seven national titles while helping the Lady Tigers to five NCAA team championships. A two-time Olympian, Lee was the 2008 U.S. Outdoor Champion in the 100-meter dash.




Xavier Carter

Carter won a school-record-tying seven NCAA titles on the track and earned a total of 10 All-America honors. He became just the second athlete to win four titles at one national meet, joining Jesse Owens. He holds three individual school records and anchored LSU's 4x400-meter relay teams to two school records.




Ben McDonald

McDonald was named the Golden Spikes National Player of the Year in 1989, and he was later the first player chosen in the Major League Baseball Draft by the Baltimore Orioles. He was inducted into the College Baseball Hall of Fame in 2008.



Glenn Dorsey

Glenn Dorsey is the most decorated defender in the history of LSU football. The All-American defensive tackle led the Tigers to their third national championship in 2007 and was recognized as college football's top defensive player as a recipient of the Outland, Nagurski, Lombardi and Lott Awards.




Richard Thompson

An Olympic silver medalist in the 100 meters and 4x100 relay, Richard Thompson was named the 2008 NCAA Men's Outdoor Track Athlete of the Year after winning the NCAA 100-meter title. He wrapped up a brilliant career as a four-time NCAA champion and eight-time All-American for the Tigers.



Walter Davis

A two-time Olympian and World Champion, Davis helped LSU to a national title in 2002. The SEC Male Athlete of the Year in 2002, he won six NCAA titles and earned nine All-America honors in two seasons with the Tigers.



David Toms

The two-time SEC Player of the Year, Toms has gone on to a successful career on the PGA Tour. Among his PGA Tour victories was a thrilling win at the PGA Championship in August of 2001.



Sylvia Fowles

A three-time All-American, Fowles was a member of Final Four teams all four years of her career. She was the 2008 SEC Player of the Year and the league's all-time leading rebounder. Fowles was the second pick of the 2008 WNBA Draft and a 2008 Olympic gold medalist.



Todd Walker

Walker capped his LSU career as the SEC's all-time leader in hits, runs, RBIs and total bases. Walker, who is a member of the All-Time College World Series Team, led LSU to the national title in 1993. Walker went on to a successful Major League career for 11 seasons.



WALL OF HONOR



Four of the finest men to wear an LSU baseball uniform - third baseman Wally Pontiff, pitcher Robbie Smith, pitcher Ben McDonald and head coach Skip Bertman - were recognized on LSU's Wall of Honor, the center field wall of the original Alex Box Stadium. Their jersey numbers were painted on the wall as tributes to individuals who brought esteem to the university through their exploits on the field and through their accomplishments as vital citizens. Pontiff and Smith have been honored posthumously.



Ben McDonald, the 1989 Golden Spikes Award winner, still holds the LSU career strikeout mark with 373.



Robbie Smith served as team captain of the 1985 LSU squad that won the SEC Western Division title.

19 Ben McDonald

McDonald, a 6-7 right-hander from Denham Springs, La., capped a magnificent 1989 season by receiving the Golden Spikes Award, given by the United States Baseball Federation to the nation's most outstanding amateur player. McDonald, who was also named National Player of the Year by *Baseball America*, *The Sporting News* and *Collegiate Baseball*, was the first player chosen in the free-agent amateur draft and made his major league debut with the Baltimore Orioles in September, 1989.

McDonald, who set an LSU career mark with 373 Ks, established Southeastern Conference standards for single-season strikeouts (202), innings pitched (152.1) and consecutive scoreless innings (44.2). A two-time All-American and a 1988 Olympic gold medalist, he finished his LSU career with a 29-14 record and a 3.24 ERA.

McDonald, who enjoyed an excellent 10-year major league career with the Orioles and Milwaukee Brewers, also lettered as an LSU basketball player. He was a member of the 1986-87 Tiger hoops squad which advanced to the Elite Eight of the NCAA Tournament.

McDonald has volunteered his time to several philanthropic endeavors, including Special Olympics, Sojourner Truth House (prevention of domestic violence) and Child Abuse Prevention. He has also made significant financial contributions during his professional career to the LSU Scholarship Fund.

McDonald was inducted into the College Baseball Hall of Fame in July 2008.

19 Robbie Smith

Smith, a trooper for the Florida Highway Patrol, was killed in Miami in July 1997, when a man slammed his car into the back of Smith's parked police cruiser. The 34-year-old Smith, was trapped inside his car, which exploded on impact on Interstate 95.

Smith, a four-year veteran of the Florida Highway Patrol, had served with the Tri-County DUI Task Force for the 18 months prior to his death. The federally funded program allows nine state troopers from Dade, Broward and Palm Beach counties to stop drunk drivers and bring them to jail. For four years, Smith had been a member of the "One Hundred Club," a group of troopers recognized by the Florida Highway Patrol and Mothers Against Drunk Driving for having arrested more than 100 drunk drivers annually.

Smith came to the LSU baseball program in the fall of 1983 as a transfer from Miami Dade South Junior College. He pitched for head coach Skip Bertman's first two LSU teams in 1984 and 1985, serving as the '85 team captain. Smith earned 1985 all-Southeastern Conference honors, posting a 6-1 record and a 3.83 ERA in 80 innings of work. He recorded 71 strikeouts and 35 walks in helping the '85 Tigers win the SEC Western Division and advance to an NCAA regional for the first time in 10 years.

Smith pitched in the Minnesota Twins organization from 1985 to 1989, and he earned his bachelor's degree from LSU in 1989.

Smith is survived by his wife Lisa; their twins, Todd Michael and Taylor Marie; his parents David and Brenda Smith; and his brother Danny Smith, a former Florida Highway Patrol trooper. Danny Smith pitched at the University of Miami when Bertman worked as an assistant coach there.



31 Wally Pontiff

Pontiff died on July 24, 2002, in his parents' Metairie, La., home due to heart abnormalities.

A three-year letterman, the 21-year-old star was the designated hitter on LSU's 2000 NCAA championship team, and he was the Tigers' starting third baseman in 2001 and 2002. A biological sciences major with a 3.25 gpa, Pontiff was named to the 2002 District VI Academic all-America team, and he was a two-time of the Southeastern Conference Academic Honor Roll.

Pontiff was selected by the Oakland Athletics in the 21st round of the 2002 major league baseball draft. Prior to his death, he was considering a decision to either sign with the Athletics or return to LSU for his senior season.

As a freshman, Pontiff helped lead the Tigers to the 2000 national title, batting .347 with 20 doubles, seven homers and 45 RBI. He was voted the Most Outstanding Player of the 2000 SEC Tournament, and he was named an honorable mention Freshman all-American by *Collegiate Baseball* magazine.

Pontiff also hit .347 in 2001 with nine doubles, seven homers and 58 RBI. He earned first-team all-SEC recognition, and he was voted to the NCAA Baton Rouge Regional all-tournament team. The Tigers reached the NCAA Super Regional round and completed the season ranked No. 9 in the country.

He batted .339 in 2002 with 20 doubles, six homers and 46 RBI, earning second-team all-SEC honors as the Tigers advanced to an NCAA Super Regional and finished No. 11 in the nation.

Pontiff completed the 2002 season on the LSU career Top 10 lists in three offensive categories -- hits (9th, 254), doubles (tied for 7th, 49) and batting average (10th, .344).

Prior to beginning his collegiate career, he was an honor roll student and all-state baseball player at Jesuit High School in New Orleans.

Pontiff is survived by his father Wally, Sr.; his mother, Terry; a younger sister, Haley; and a younger brother, Nicholas.



Skip Bertman presents Ben McDonald with a plaque commemorating his spectacular LSU career.



Skip Bertman joins the family of the late Robbie Smith in a 1999 pre-game ceremony honoring Robbie's achievements.



The Wally Pontiff Jr. Foundation donated \$10,000 to LSU Athletics in the fall of 2005. Wally Pontiff Sr. (right) presented the check to LSU Athletics Director Skip Bertman.

15 Skip Bertman


Bertman's #15 jersey was formally retired after his final regular-season appearance in Alex Box Stadium on May 13, 2001 versus Auburn. A legend in the college baseball ranks, Bertman created a dynasty at LSU, guiding the Tigers to five national titles in a 10-year stretch from 1991-2000. He also skippered the United States to a bronze medal at the 1996 Olympics in Atlanta and was an assistant on the gold medal-winning U.S. squad in Seoul, Korea in 1988. Bertman retired from coaching following the 2001 season and served as the LSU athletic director through June 2008. For a summary of Bertman's fabulous 18-year LSU coaching career, please see Pages 112-115.



INTRO
THIS IS LSU
PREVIEW
TIGERS
COACHES
REVIEW
HISTORY
RECORDS
LSU




Allen Smith



Mike Miley



Ben McDonald



Wes Grisham



Lloyd Peever



Todd Walker



Brett Laxton



Russ Johnson



Scott Schultz

Allen Smith | LHP • Maysville, Ky.

1961 First-Team All-American
Smith's LSU Career Statistics

YEAR	W-L	ERA	IP	H	R	ER	BB	SO
1960	5-5	2.31	70.1	55	27	18	21	46
1961	10-2	1.34	88.0	53	18	13	25	75
1962	7-2	1.93	79.0	59	30	17	27	54
TOTAL	22-9	1.82	237.1	167	75	48	73	175

Mike Miley | INF • Metairie, La.

1974 First-Team All-American
Miley's LSU Career Statistics

YEAR	G	AB	R	H	AVG.	2B	3B	HR	RBI	BB	SO	SB
1972	39	120	27	40	.333	7	1	8	31	22	16	3
1973	31	99	22	27	.273	4	2	2	11	21	28	3
1974	35	102	19	28	.275	6	4	3	16	24	13	5
TOTAL	105	321	68	95	.280	17	7	13	58	67	57	11

Ben McDonald | RHP • Denham Springs, La.

1988 & 1989 First-Team All-American • 1989 Golden Spikes Award Recipient
McDonald's LSU Career Statistics

YEAR	G-GS	W-L	ERA	SV	CG	SHO	IP	H	R	ER	BB	SO
1987	14-4	2-3	4.06	1	0	0	37.2	43	19	17	4	27
1988	22-14	13-7	2.65	1	10	0	118.2	96	46	35	27	144
1989	26-21	14-4	3.49	4	8	3	152.1	124	68	59	40	202
TOTAL	62-39	29-14	3.24	6	18	3	308.2	263	133	111	71	373

Wes Grisham | OF • Norman, Okla.

1990 First-Team All-American
Grisham's LSU Career Statistics

YEAR	G	AB	R	H	AVG.	2B	3B	HR	RBI	BB	SO	SB
1989	72	291	68	106	.364	26	6	19	85	31	44	11
1990	73	278	65	100	.360	18	4	11	72	34	41	5
TOTAL	145	569	133	206	.362	44	10	30	157	65	85	16

Lloyd Peever | RHP • Stonewall, Okla.

1992 First-Team All-American • 1992 Collegiate Baseball National Player of the Year
Peever's LSU Career Statistics

YEAR	G-GS	W-L	ERA	SV	CG	SHO	IP	H	R	ER	BB	SO
1992	17-15	14-0	1.98	0	3	1	104.2	67	25	23	20	116

Todd Walker | 2B • Bossier City, La.

1993 & 1994 First-Team All-American • 1993 College World Series Most Outstanding Player
1992 National Freshman of the Year • All-Time College World Series Team

Walker's LSU Career Statistics													
YEAR	AB	R	H	RBI	AVG.	2B	3B	HR	TB	SPCT.	BB	SO	SB
1992	250	72	100	76	.400	21	3	12	163	.652	38	28	18
1993	276	85	109	102	.395	17	11	22	214	.775	49	35	14
1994	257	77	101	68	.393	23	1	18	180	.700	52	28	19
TOTAL	783	234	310	246	.396	61	15	52	557	.711	139	91	51

Brett Laxton | RHP • Audubon, N.J.

1993 First-Team All-American • 1993 National Freshman of the Year
Laxton's LSU Career Statistics

YEAR	G-GS	W-L	ERA	SV	CG	SHO	IP	H	R	ER	BB	SO
1993	19-17	12-1	1.98	0	5	1	109	67	32	24	47	98
1994	14-14	4-5	4.36	0	1	0	66	63	46	32	38	54
1995	13-13	4-4	4.37	0	0	0	68	65	44	33	42	65
1996	14-12	8-2	3.54	0	0	0	56	50	29	22	28	55
TOTAL	60-56	28-12	3.34	0	6	1	299	245	151	111	155	272

Russ Johnson | SS • Denham Springs, La.

1994 First-Team All-American • 1994 SEC Player of the Year
Johnson's LSU Career Statistics

YEAR	G	AB	R	H	AVG.	2B	3B	HR	RBI	BB	SO	SB
1992	63	240	61	81	.338	16	3	7	49	29	35	16
1993	71	259	83	92	.355	18	3	8	58	67	24	19
1994	66	234	72	96	.410	26	4	17	74	67	25	26
TOTAL	200	733	216	269	.367	60	10	32	181	163	84	61

Scott Schultz | RHP • Sterling, Va.

1995 First-Team All-American
Schultz' LSU Career Statistics

YEAR	G-GS	W-L	ERA	SV	CG	SHO	IP	H	R	ER	BB	SO
1992	21-10	8-3	2.90	0	3	1	93.1	80	32	31	29	76
1993	23-12	7-3	4.91	3	0	0	66.0	76	43	36	33	52
1994	19-17	12-2	3.26	1	4	1	118.2	112	60	43	29	131
1995	16-15	11-4	3.46	0	6	0	117.0	97	49	45	27	150
TOTAL	79-54	38-12	3.51	4	13	2	398.0	365	184	155	118	409

Eddie Yarnall | LHP • Coral Springs, Fla.

1996 First-Team All-American
Yarnall's LSU Career Statistics

YEAR	G-GS	W-L	ERA	SV	CG	SHO	IP	H	R	ER	BB	SO
1994	5-5	0-0	10.95	0	0	0	12.1	12	16	15	10	17
1995	16-10	5-0	3.45	0	1	0	60	46	29	23	36	87
1996	19-17	11-1	2.38	0	3	0	124.2	89	37	33	52	156
TOTAL	40-32	16-1	3.24	0	4	0	197	147	82	71	98	260

Eddy Furniss | IB • Nacogdoches, Texas

1996 & 1998 First-Team All-American • 1998 Dick Howser Award Recipient
1996 SEC Player of the Year

Furniss' LSU Career Statistics												
YEAR	AVG.	G	AB	R	H	2B	3B	HR	RBI	BB	SO	SB-A
1995	.326	62	215	30	70	14	1	9	52	15	44	2-2
1996	.374	66	238	69	89	21	1	26	103	46	43	1-2
1997	.378	70	259	77	98	25	0	17	77	58	56	0-3
1998	.403	67	236	85	95	27	3	28	76	72	40	0-3
TOTAL	.371	265	948	261	352	87	5	80	308	191	183	3-10





Eddie Yarnall



Eddy Furniss



Patrick Coogan



Brandon Larson



Brad Cresse




Kurt Ainsworth




Aaron Hill



Jon Zeringue



Ryan Patterson



Blake Dean

Patrick Coogan | RHP • Baton Rouge, La.

1997 First-Team All-American

Coogan's LSU Career Statistics

YEAR	G-GS	W-L	ERA	SV	CG	SHO	IP	H	R	ER	BB	SO
1995	8-2	2-0	3.72	0	0	0	19.1	15	9	8	3	27
1996	26-10	6-0	4.13	1	0	0	80.2	88	48	37	28	95
1997	25-17	14-3	4.46	3	3	0	125	114	69	62	36	144
TOTAL	59-29	22-3	4.28	4	3	0	225	217	126	107	67	266

Brandon Larson | SS • San Antonio, Texas

1997 First-Team All-American

1997 College World Series Most Outstanding Player

Larson's LSU Career Statistics

YEAR	G	AB	R	H	AVG.	2B	3B	HR	RBI	BB	SO	SB
1997	69	289	82	110	.381	16	2	40	118	21	57	9

Brad Cresse | C • Seal Beach, Calif.

1998 & 2000 First-Team All-American • 2000 Johnny Bench Award Recipient

Cresse's LSU Career Statistics

YEAR	G	AB	R	H	AVG.	2B	3B	HR	RBI	BB	SO	SB
1997	45	122	25	27	.221	4	0	9	22	9	49	0
1998	63	232	55	75	.323	13	0	29	90	32	66	0
1999	59	215	52	65	.302	11	0	10	39	26	47	2
2000	69	273	73	106	.388	21	0	30	106	39	51	1
TOTAL	236	842	205	273	.324	49	0	78	257	106	213	3

Kurt Ainsworth | RHP • Baton Rouge, La.

1999 First-Team All-American • 2000 Olympic Gold Medalist

Ainsworth's LSU Career Statistics

YEAR	G-GS	W-L	ERA	SV	CG	SHO	IP	H	R	ER	BB	SO
1998	6-0	0-0	4.50	0	0	0	8.0	10	5	4	7	14
1999	22-19	13-6	3.45	1	5	2	130.1	114	65	50	48	157
TOTAL	28-19	13-6	3.51	1	5	2	138.1	124	70	54	55	171

Aaron Hill | SS - Visalia, Calif.

2003 First-Team All-American • 2003 SEC Player of the Year

Hill's LSU Career Statistics

YEAR	G-GS	AB	R	H	AVG.	2B	3B	HR	RBI	BB	SO	SB-SBA
2001	46-34	134	27	40	.299	5	1	5	36	15	17	6-7
2002	56-54	222	46	73	.329	18	2	9	47	20	20	10-11
2003	68-68	265	68	95	.358	27	4	9	67	47	21	9-11
TOTAL	170-156	621	141	208	.335	50	7	23	150	82	58	25-29

Jon Zeringue | RF • Thibodaux, La.

2004 First-Team All-American • 2004 SEC Co-Player of the Year

Zeringue's LSU Career Statistics

YEAR	G-GS	AB	R	H	AVG.	2B	3B	HR	RBI	BB	SO	SB-SBA
2002	36-30	98	10	24	.245	5	0	2	8	6	21	1-1
2003	60-59	227	50	77	.339	15	0	13	45	21	56	6-10
2004	65-65	255	56	98	.384	19	2	12	57	26	37	3-5
TOTAL	161-154	580	116	199	.343	39	2	27	110	53	114	10-16

Ryan Patterson | OF • Rowlett, Texas

2005 First-Team All-American • 2003 & 2005 First-Team All-SEC

Patterson's LSU Career Statistics

YEAR	G-GS	AB	R	H	AVG.	2B	3B	HR	RBI	BB	SO	SB-SBA
2003	64-63	263	59	92	.350	20	1	16	51	14	39	3-7
2004	65-65	293	70	100	.341	23	2	14	67	15	46	6-7
2005	61-61	249	74	92	.369	23	2	20	56	30	28	7-8
Total	190-189	805	203	284	.353	66	5	50	174	59	113	16-22

Blake Dean | OF • Crestview, Fla.

2008 First-Team All-American • 2008 NCAA Regional Most Valuable Player

2008 SEC Tournament Most Valuable Player

Dean's LSU Career Statistics

YEAR	AVG	GP	GS	AB	R	H	2B	3B	HR	RBI	BB	SO	SB	ATT
2007	.316	56	56	206	30	65	12	3	7	46	20	25	1	2
2008	.353	67	67	269	62	95	18	3	20	73	35	46	4	6
TOTAL	.337	123	123	475	92	160	30	6	27	119	55	71	5	8



MAJOR LEAGUE TIGERS

INTRO

THIS IS LSU

PREVIEW

TIGERS

COACHES

REVIEW

HISTORY

RECORDS

LSU



Paul Byrd

Former LSU pitcher
Paul Byrd has recorded
108 career wins during
his 13 seasons in
Major League Baseball.



Fifty-seven former LSU players have reached the major leagues, including 43 Tigers since 1987. LSU has had at least one former player make his MLB debut in each of the past 18 seasons (1991-2008). Pictured on page 49 are the former LSU players that have reached the big leagues since 1987.



Randy Keisler



Todd Walker



Brad Hawpe



LSU MAJOR LEAGUERS SINCE 1987

LSU

INTRO

THIS IS LSU

PREVIEW

TIGERS

COACHES

REVIEW

HISTORY

RECORDS

LSU



Kurt Ainsworth



Sean Barker



Albert Belle



Jim Bowie



Paul Byrd



Roy Corcoran



Mike Fontenot



Rick Greene



Mark Guthrie



Brad Hawpe



Eric Hetzel



Aaron Hill




Trey Hodges



Russ Johnson



Ryan Jorgensen



Randy Keisler



Brandon Larson



Brett Laxton



Curtis Leskanic



Todd Linden



Barry Manuel



Ben McDonald



Warren Morris



Lyle Mouton




John O'Donoghue




Chad Ogea




Keith Osik



Clay Parker



Jeff Reboulet



Armando Rios



Billy Sadler



Andy Sheets



Mike Sirotka



Greg Smith



Russ Springer




Nick Stavinocha



Brian Tallet



Ryan Theriot



Jack Voigt



Todd Walker



Brian Wilson



Eddie Yarnall



Shane Youman



Tigers in the Major Leagues

Below is a complete listing of Tigers in the Major Leagues, spanning every era of LSU's 116-year baseball history.

INTRO

THIS IS LSU

PREVIEW

TIGERS

COACHES

REVIEW

HISTORY

RECORDS

LSU

Joe Bill Adcock, OF

Coushatta, La.
LSU: 1947

PLAYER

Cincinnati Reds: 1950-52
Milwaukee Braves: 1953-62
Cleveland Indians: 1963
Los Angeles/California Angels: 1964-66

MANAGER

Cleveland Indians: 1967

Kurt Ainsworth, RHP

Baton Rouge, La.
LSU: 1997-99
San Francisco Giants: 2001-03
Baltimore Orioles: 2003-04

A.W. Baird, INF

Cleburne, Texas
LSU: 1916
New York Giants: 1917, 1919

Sean Barker, OF

Bakersfield, Calif.
LSU: 2001-02
Colorado Rockies: 2007

Albert Belle, OF

Shreveport, La.
LSU: 1985-87
Cleveland Indians: 1989-96
Chicago White Sox: 1997-98
Baltimore Orioles: 1999-2000

Buddy Blair, 3B

Columbia, Miss.
LSU: 1933-34, 1936
Philadelphia Athletics: 1942

Jim Bowie, IB

Fairfield, Calif.
LSU: 1986
Oakland Athletics: 1994-95

Paul Byrd, RHP

Louisville, Ky.
LSU: 1989-91
New York Mets: 1995-96
Atlanta Braves: 1997-98
Philadelphia Phillies: 1998-2001
Kansas City Royals: 2001-02
Atlanta Braves: 2003-04
Los Angeles Angels: 2005
Cleveland Indians: 2006-08
Boston Red Sox: 2008

Roy Corcoran, RHP

Slaughter, La.
LSU: 2001
Montreal Expos: 2003-04
Washington Nationals: 2006
Seattle Mariners: 2008

Walker Cress, P

Ben Hur, Va.
LSU: 1938-39
Cincinnati Reds: 1948-49

Alvin Dark, INF/OF/P

Comanche, Okla.
LSU: 1943

PLAYER

Boston Braves: 1946, 1948-49
New York Giants: 1950-56
St. Louis Cardinals: 1956-58
Chicago Cubs: 1958-59
Philadelphia Phillies: 1960
Milwaukee Braves: 1960

MANAGER

San Francisco Giants: 1961-64
Kansas City Athletics: 1966-67
Cleveland Indians: 1968-71
Oakland Athletics: 1974-75
San Diego Padres: 1977

John Fetzer, P

Baton Rouge, La.
LSU: 1944
Boston Braves: 1948

Mike Fontenot, INF

Slidell, La.
LSU: 2000-01
Chicago Cubs: 2005, 2007-08

Mark Freeman, P

Memphis, Tenn.
LSU: 1949-51
Kansas City Athletics: 1959
New York Yankees: 1959
Chicago Cubs: 1960

Rick Greene, RHP

Miami, Fla.
LSU: 1990-92
Cincinnati Reds: 1999
Minnesota Twins: 2000

Mark Guthrie, LHP

Venice, Fla.
LSU: 1984-87
Minnesota Twins: 1989-95
Los Angeles Dodgers: 1995-98
Boston Red Sox: 1999
Chicago Cubs: 1999-2000
Tampa Bay Devil Rays: 2000
Toronto Blue Jays: 2000
Oakland Athletics: 2001
New York Mets: 2002
Chicago Cubs: 2003

Brad Hawpe, OF

Fort Worth, Texas
LSU: 1999-2000
Colorado Rockies: 2004-08

Eric Hetzel, RHP

Crowley, La.
LSU: 1985
Boston Red Sox: 1989-90
Baltimore Orioles: 1991

Aaron Hill, INF

Visalia, Calif.
LSU: 2001-03
Toronto Blue Jays: 2006-08

Trey Hodges, RHP

Spring, Texas
LSU: 1999-2000
Atlanta Braves: 2002-03

Roland B. Howell, P

Napoleonville, La.
LSU: 1910-12
St. Louis Cardinals: 1912

Russ Johnson, SS

Denham Springs, La.
LSU: 1992-94
Houston Astros: 1997-2000
Tampa Bay Devil Rays: 2000-02
New York Yankees: 2005

Ryan Jorgensen, C

Kingwood, Texas
LSU: 2000
Florida Marlins: 2005
Cincinnati Reds: 2007-08

Randy Keisler, LHP

Richards, Texas
LSU: 1998
New York Yankees: 2000-01
San Diego Padres: 2003
Cincinnati Reds: 2005
Oakland Athletics: 2006
St. Louis Cardinals: 2007

Brandon Larson, INF

San Antonio, Texas
LSU: 1997
Cincinnati Reds: 2001-04

Brett Laxton, RHP

Audubon, N.J.
LSU: 1993-96
Oakland Athletics: 1999
Kansas City Royals: 2000

Curtis Leskanic, RHP

Munhall, Pa.
LSU: 1988-89
Colorado Rockies: 1993-99
Milwaukee Brewers: 2000-03
Kansas City Royals: 2003-04
Boston Red Sox: 2004

Todd Linden, OF

Bremerton, Wash.
LSU: 2001
San Francisco Giants: 2003-07
Florida Marlins: 2007

Dave Madison, P

Brooksville, Miss.
LSU: 1941, 1943
New York Giants: 1950
St. Louis Cardinals: 1952
Detroit Tigers: 1952-53

Barry Manuel, RHP

Mamou, La.
LSU: 1985-87
Texas Rangers: 1991-93
Baltimore Orioles: 1994
Montreal Expos: 1995-96
New York Mets: 1997
Arizona Diamondbacks: 1998

Ben McDonald, RHP

Denham Springs, La.
LSU: 1987-89
Baltimore Orioles: 1989-95
Milwaukee Brewers: 1996-97

Mike Miley, SS

Metairie, La.
LSU: 1972-74
California Angels: 1975-76

Joe Moock, 3B

Plaquemine, La.
LSU: 1964
New York Mets: 1967

Warren Morris, INF

Alexandria, La.
LSU: 1993-96
Pittsburgh Pirates: 1999-2001
Minnesota Twins: 2002
Detroit Tigers: 2003

Lyle Mouton, OF

Lafayette, La.
LSU: 1990-91
Chicago White Sox: 1995-97
Baltimore Orioles: 1998
Milwaukee Brewers: 1999-2000
Florida Marlins: 2001

John O'Donoghue, LHP

Elkton, Md.
LSU: 1988-90
Baltimore Orioles: 1993-94
Los Angeles Dodgers: 1994-96

Chad Ogea, RHP

Lake Charles, La.
LSU: 1989-91
Cleveland Indians: 1994-98
Philadelphia Phillies: 1999
Tampa Devil Rays: 1999-2000

Keith Osik, C

Wading River, N.Y.
LSU: 1988-90
Pittsburgh Pirates: 1996-2002
Milwaukee Brewers: 2003
Baltimore Orioles: 2004
Washington Nationals: 2005

Clay Parker, RHP

Grayson, La.
LSU: 1982-85
Seattle Mariners: 1987
New York Yankees: 1988-89
Detroit Tigers: 1990-91
Oakland Athletics: 1991

Jeff Reboulet, INF

Kettering, Ohio
LSU: 1985-86
Minnesota Twins: 1992-96
Baltimore Orioles: 1997-99
Kansas City Royals: 2000
Los Angeles Dodgers: 2001-02
Pittsburgh Pirates: 2003

Armando Rios, OF

Carolina, Puerto Rico
LSU: 1991-93
San Francisco Giants: 1998-2001
Pittsburgh Pirates: 2001-02
Chicago White Sox: 2003

Connie Ryan, INF

New Orleans, La.
LSU: 1941
New York Giants: 1942
Boston Braves: 1943-50
Cincinnati Reds: 1950-51
Philadelphia Phillies: 1952-53
Cincinnati Reds: 1953-54

Billy Sadler, RHP

Pensacola, Fla.
LSU: 2003
San Francisco Giants: 2006

Andy Sheets, INF

St. Amant, La.
LSU: 1991-92
Seattle Mariners: 1996-97
San Diego Padres: 1998
Anaheim Angels: 1999
Boston Red Sox: 2000
Tampa Bay Devil Rays: 2001-02

Mike Sirotko, LHP

Houston, Texas
LSU: 1990-93
Chicago White Sox: 1995-2000

Greg Smith, LHP

Alexandria, La.
LSU: 2003-05
Oakland Athletics: 2008

Russ Springer, RHP

Pollock, La.
LSU: 1987-89
New York Yankees: 1992
California Angels: 1993-95
Philadelphia Phillies: 1995-96
Houston Astros: 1997
Arizona Diamondbacks: 1998
Atlanta Braves: 1998-99
Arizona Diamondbacks: 2000-01
St. Louis Cardinals: 2003
Houston Astros: 2004-06
St. Louis Cardinals: 2007-08

Nick Stavino, OF

Houston, Texas
LSU: 2004-05
St. Louis Cardinals: 2008

Art Swanson, P

Baton Rouge, La.
LSU: 1954
Pittsburgh Pirates: 1955-57

Brian Tallet, LHP

Bethany, Okla.
LSU: 1998-2000
Cleveland Indians: 2002-05
Toronto Blue Jays: 2006-08

Ryan Theriot, INF

Baton Rouge, La.
LSU: 1999-2001
Chicago Cubs: 2005-08

Jack Voigt, OF

Venice, Fla.
LSU: 1985-87
Baltimore Orioles: 1992-95
Texas Rangers: 1995-96
Milwaukee Brewers: 1997
Texas Rangers: 1998
Oakland Athletics: 1998

Todd Walker, INF

Bossier City, La.
LSU: 1992-94
Minnesota Twins: 1996-2000
Colorado Rockies: 2000-01
Cincinnati Reds: 2001-02
Boston Red Sox: 2003
Chicago Cubs: 2004-06
San Diego Padres: 2006
Oakland Athletics: 2007

Randy Wiles, LHP

New Orleans, La.
LSU: 1970-73
Chicago White Sox: 1977

Brian Wilson, RHP

Londonderry, N.H.
LSU: 2001-03
San Francisco Giants: 2006-08

Eddie Yarnall, LHP

Coral Springs, Fla.
LSU: 1994-96
New York Yankees: 1999-2000
Cincinnati Reds: 2000-01

Shane Youman, LHP

New Iberia, La.
LSU: 1998-2001
Pittsburgh Pirates: 2006-07



Walker Cress pitched for the Cincinnati Reds in 1948-49.



Curt Leisner



Russ Springer



Mark Guthrie

Kurt Ainsworth RHP

YEAR	G-GS	W-L	ERA	SV	CG	SHO	IP	H	R	ER	BB	SO
1998	6-0	0-0	4.50	0	0	0	8.0	10	5	4	7	14
1999	22-19	13-6	3.45	1	5	2	130.1	114	65	50	48	157
TOTALS	28-19	13-6	3.51	1	5	2	138.1	124	70	54	55	171

Sean Barker OF

YEAR	AVG	GP-GS	AB	R	H	2B	3B	HR	RBI	BB	SO	SB-ATT
2001	.338	38-21	80	24	27	7	1	3	16	14	14	4-5
2002	.382	66-66	267	47	102	16	0	8	62	22	42	24-28
TOTAL	.372	104-87	347	71	129	23	1	11	78	36	56	28-33

Albert Belle OF

YEAR	AB	R	H	RBI	AVG.	2B	3B	HR	TB	SPCT.	BB	SO	SB
1985	150	32	41	40	.273	9	3	7	76	.507	20	35	2
1986	243	63	86	66	.354	13	5	21	172	.708	40	55	17
1987	192	62	67	66	.349	8	3	21	144	.750	49	50	19
TOTALS	585	157	194	172	.332	32	11	49	392	.670	109	140	38

Jim Bowie 1B

YEAR	AB	R	H	RBI	AVG.	2B	3B	HR	TB	SPCT.	BB	SO	SB
1986	244	63	88	62	.361	18	2	16	158	.648	40	28	7

Paul Byrd RHP

YEAR	G-GS	W-L	ERA	SV	CG	SHO	IP	H	R	ER	BB	SO
1989	27-10	6-2	3.38	1	0	0	90.7	70	46	34	45	73
1990	29-19	17-6	3.84	1	6	1	140.7	147	74	60	52	130
1991	21-18	8-3	4.66	2	1	0	102.3	113	64	53	50	116
TOTALS	77-44	31-11	3.96	4	7	1	333.7	330	184	147	147	319

Roy Corcoran RHP

YEAR	G-GS	W-L	ERA	SV	CG	SHO	IP	H	R	ER	BB	SO
2001	28-3	8-4	5.48	0	0	0	69.0	67	47	42	31	62

Mike Fontenot 2B

YEAR	GP-GS	AB	R	H	AVG	2B	3B	HR	RBI	BB	SO	SB-ATT
2000	69-69	292	93	103	.353	13	3	17	64	41	65	8-9
2001	59-57	221	64	75	.339	13	0	14	50	40	45	7-11
TOTAL	128-126	513	157	178	.347	26	3	31	114	81	110	15-20

Rick Greene RHP

YEAR	G-GS	W-L	ERA	SV	CG	SHO	IP	H	R	ER	BB	SO
1990	34-2	1-3	4.30	7	0	0	67	81	42	32	28	38
1991	41-0	7-2	3.17	14	0	0	48.1	37	19	17	23	51
1992	28-0	5-3	3.02	8	0	0	53.2	38	19	18	25	62
TOTALS	103-2	13-8	3.57	29	0	0	169	156	80	67	76	151

Mark Guthrie LHP

YEAR	G-GS	CG	W-L	ERA	IP	H	R	ER	BB	SO	HB	WP	SHO	SV
1984	10-3	1	3-0	2.00	36	27	15	8	18	46	0	2	0	1
1985	26-8	0	6-8	3.39	77.3	72	37	29	32	76	0	4	0	3
1986	25-22	4	9-2	4.24	123.3	121	70	58	59	122	3	7	1	3
1987	21-14	1	8-4	2.61	82.7	63	38	24	28	69	5	4	0	0
TOTALS	82-47	6	26-14	3.35	319.3	283	160	119	137	313	8	17	1	7

Brad Hawpe OF

YEAR	G	AB	R	H	AVG.	2B	3B	HR	RBI	BB	SO	SB-SBA
1999	31	117	27	38	.325	8	0	12	30	8	25	0-0
2000	69	287	71	104	.362	36	1	12	84	42	44	1-1
TOTALS	100	404	98	142	.351	44	1	24	114	50	69	1-1

Eric Hetzel RHP

YEAR	A	GS	CG	W	L	ERA	IP	H	R	ER	BB	SO	HB	WP	BK	SHO	SV
1985	23	17	2	10	4	3.77	105	86	53	44	60	99	2	8	1	0	0

INTRO

THIS IS LSU

PREVIEW

TIGERS

COACHES

REVIEW

HISTORY

RECORDS

LSU



INTRO

THIS IS LSU

PREVIEW

TIGERS

COACHES

REVIEW

HISTORY

RECORDS

LSU

**Todd Linden****Keith Osik****Kurt Ainsworth****Aaron Hill SS**

YEAR	G-GS	AB	R	H	AVG.	2B	3B	HR	RBI	BB	SO	SB-SBA
2001	46-34	134	27	40	.299	5	1	5	36	15	17	6-7
2002	56-54	222	46	73	.329	18	2	9	47	20	20	10-11
2003	68-68	265	68	95	.358	27	4	9	67	47	21	9-11
TOTAL	170-156	621	141	208	.335	50	7	23	150	82	58	25-29

Trey Hodges RHP

YEAR	G-GS	W-L	ERA	SV	CG	SHO	IP	H	R	ER	BB	SO
1999	13-7	3-2	7.08	0	0	0	34.1	50	31	27	8	38
2000	20-6	5-2	5.25	2	0	0	60.0	79	42	35	23	52
TOTALS	33-13	8-4	5.92	2	0	0	94.1	129	73	62	31	90

Russ Johnson SS

YEAR	G	AB	R	H	AVG.	2B	3B	HR	RBI	BB	SO	SB
1992	63	240	61	81	.338	16	3	7	49	29	35	16
1993	71	259	83	92	.355	18	3	8	58	67	24	19
1994	66	234	72	96	.410	26	4	17	74	67	25	26
TOTALS	200	733	216	269	.367	60	10	32	181	163	84	61

Ryan Jorgensen C

YEAR	G	AB	R	H	AVG.	2B	3B	HR	RBI	BB	SO	SB-A
2000	44	116	23	35	.302	13	1	4	23	15	27	3-4

Randy Keisler LHP

YEAR	ERA	W-L	G	GS	CG	SHO	SV	IP	H	R	ER	BB	SO
1998	4.61	9-5	27	12	2	1	2	99.2	97	65	51	33	135

Brandon Larson INF

YEAR	G	AB	R	H	AVG.	2B	3B	HR	RBI	BB	SO	SB
1997	69	289	82	110	.381	16	2	40	118	21	57	9

Brett Laxton RHP

YEAR	G-GS	W-L	ERA	SV	CG	SHO	IP	H	R	ER	BB	SO
1993	19-17	12-1	1.98	0	5	1	109	67	32	24	47	98
1994	14-14	4-5	4.36	0	1	0	66	63	46	32	38	54
1995	13-13	4-4	4.37	0	0	0	68	65	44	33	42	65
1996	14-12	8-2	3.54	0	0	0	56	50	29	22	28	55
TOTALS	60-56	28-12	3.34	0	6	1	299	245	151	111	155	272

Curtis Leskanic RHP

YEAR	G-GS	W-L	ERA	SV	CG	SHO	IP	H	R	ER	BB	SO
1988	2-0	0-0	0.00	0	0	0	1.3	1	0	0	1	2
1989	29-15	15-2	3.19	3	1	0	115.7	102	54	41	51	120
TOTALS	31-15	15-2	3.15	3	1	0	117.0	103	54	41	52	122

Todd Linden OF

YEAR	G-GS	AB	R	H	AVG.	2B	3B	HR	RBI	BB	SO	SB-SBA
2001	66-65	256	65	80	.312	14	1	20	76	26	49	9-11

Barry Manuel RHP

YEAR	G-GS	W-L	ERA	SV	CG	SHO	IP	H	R	ER	BB	SO
1985	1-0	0-0	0.00	0	0	0	2.0	0	0	0	5	2
1986	41-0	10-3	2.37	9	0	0	72.7	41	23	19	46	91
1987	32-0	5-2	2.83	9	0	0	60.3	39	23	19	43	72
TOTALS	74-0	15-5	2.53	18	0	0	135.0	80	46	38	94	165

Ben McDonald RHP

YEAR	G-GS	W-L	ERA	SV	CG	SHO	IP	H	R	ER	BB	SO
1987	14-4	2-3	4.06	1	0	0	37.7	43	19	17	4	27
1988	22-14	13-7	2.65	1	10	0	118.7	96	46	35	27	144
1989	26-21	14-4	3.49	4	8	3	152.3	124	68	59	40	202
TOTALS	62-39	29-14	3.24	6	18	3	308.7	263	133	111	71	373





Eddie Yarnall



Warren Morris



Shane Youman

Warren Morris INF

YEAR	G	AB	R	H	AVG.	2B	3B	HR	RBI	BB	SO	SB
1994	64	229	58	65	.284	7	0	4	33	51	45	9
1995	64	252	70	93	.369	17	3	8	50	49	31	18
1996	28	75	24	30	.400	3	0	1	19	11	12	4
TOTALS	156	556	152	188	.338	27	3	13	102	111	88	31

Lyle Mouton OF

YEAR	AB	R	H	RBI	AVG.	2B	3B	HR	TB	SPCT.	BB	SO	SB
1990	174	44	61	41	.351	23	6	9	111	.638	33	39	5
1991	249	78	88	62	.355	17	2	13	148	.597	52	44	20
TOTALS	422	122	149	103	.353	40	8	22	259	.614	85	83	25

John O'Donoghue LHP

YEAR	G-GS	W-L	ERA	SV	CG	SHO	IP	H	R	ER	BB	SO
1988	10-2	1-0	3.78	3	0	0	16.7	12	13	7	23	21
1989	12-6	3-1	4.99	1	0	0	30.7	34	23	17	27	32
1990	20-18	12-3	2.88	0	2	1	109.3	118	46	35	27	85
TOTALS	42-26	16-4	3.39	4	2	1	156.7	164	82	59	77	138

Chad Ogea RHP

YEAR	G-GS	W-L	ERA	SV	CG	SHO	IP	H	R	ER	BB	SO
1989	16-2	2-0	2.56	0	0	0	31.7	19	11	9	15	33
1990	23-20	14-2	3.62	0	5	0	131.7	100	64	53	44	123
1991	25-20	14-5	3.08	1	1	0	131.3	117	59	45	48	140
TOTALS	64-42	30-7	3.27	1	6	0	294.7	236	134	107	107	296

Keith Osik C

YEAR	AB	R	H	RBI	AVG.	2B	3B	HR	TB	SPCT.	BB	SO	SB
1988	145	18	27	23	.186	7	1	2	42	.290	24	22	2
1989	262	58	78	37	.298	14	1	3	103	.393	39	27	4
1990	268	60	91	65	.340	23	4	8	146	.545	45	35	15
TOTALS	675	136	196	125	.290	44	6	13	291	.431	108	84	21

Clay Parker RHP

YEAR	A	GS	CG	W	L	ERA	IP	H	R	ER	BB	SO	HB	WP	BK	SHO	SV
1982	18	9	4	4	4	4.96	65.3	61	50	36	50	42	1	4	-	1	-
1983	13	8	1	0	5	8.20	45	58	48	41	35	40	3	1	-	0	-
1984	21	13	4	7	5	4.04	91.3	95	56	41	30	67	2	6	-	0	-
1985	21	15	4	8	2	4.13	94.3	99	54	43	34	98	5	9	1	1	1
TOTALS	73	45	13	19	16	4.90	296	313	208	161	149	247	11	20	1	2	1

Jeff Reboulet IF

YEAR	AB	R	H	RBI	AVG.	2B	3B	HR	TB	SPCT.	BB	SO	SB
1985	211	58	65	33	.308	11	2	5	95	.450	46	33	34
1986	254	63	74	38	.291	19	4	2	107	.421	47	29	24
TOTALS	465	121	139	71	.299	30	6	7	202	.434	93	62	58

Armando Rios OF

YEAR	G	AB	R	H	AVG.	2B	3B	HR	RBI	BB	SO	SB
1991	59	136	40	41	.301	11	0	4	20	33	21	4
1992	58	197	49	47	.239	9	1	7	40	46	41	12
1993	70	235	71	75	.319	13	4	9	61	64	33	20
TOTALS	187	568	160	63	.278	33	5	20	101	143	95	36

Billy Sadler RHP

YEAR	G-GS	W-L	ERA	SV	CG	SHO	IP	H	R	ER	BB	SO
2003	28-1	1-2	3.89	4	0	0	44.0	36	27	19	27	57

Andy Sheets SS

YEAR	AB	R	H	RBI	AVG.	2B	3B	HR	TB	SPCT.	BB	SO	SB
1991	238	48	65	42	.273	11	4	3	93	.391	39	45	9
1992	265	54	85	43	.321	17	1	7	125	.472	29	50	7
TOTALS	503	102	150	85	.298	28	5	10	218	.433	68	95	16

INTRO

THIS IS LSU

PREVIEW

TIGERS

COACHES

REVIEW

HISTORY

RECORDS

LSU



INTRO

THIS IS LSU

PREVIEW

TIGERS

COACHES

REVIEW

HISTORY

RECORDS

LSU

**Trey Hodges****Ryan Theriot****Brian Tallet****Mike Sirotko LHP**

YEAR	G-GS	W-L	ERA	SV	CG	SHO	IP	H	R	ER	BB	SO
1990	21-1	1-2	3.12	1	0	0	49.0	51	22	17	24	53
1991	31-1	11-0	2.80	1	2	1	99.7	86	41	31	43	96
1992	22-10	6-3	4.48	2	0	0	78.3	77	50	39	26	72
1993	13-16	12-6	1.99	0	10	2	145.0	121	42	32	35	105
TOTALS	97-42	30-11	2.88	4	12	3	372.0	335	155	119	128	326

Greg Smith LHP

YEAR	ERA	W	L	APP	GS	CG	SHO	SV	IP	H	R	ER	BB	SO
2003	4.01	0	2	17	0	0	0	1	33.2	39	26	15	7	30
2004	2.35	2	0	22	0	0	0	1	30.2	26	8	8	13	35
2005	2.60	10	3	17	16	3	2	0	104.0	99	40	30	25	82
TOTAL	2.83	12	5	56	16	3	2	2	168.1	164	74	53	45	147

Russ Springer RHP

YEAR	G-GS	W-L	ERA	SV	CG	SHO	IP	H	R	ER	BB	SO
1987	14-6	3-0	4.43	0	0	0	42.7	33	28	21	28	68
1988	21-15	7-7	2.95	4	4	0	119	98	48	39	73	156
1989	21-14	9-3	3.49	2	1	0	90.3	75	43	35	40	89
TOTALS	56-35	19-10	3.39	6	5	0	252	206	119	95	141	313

Nick Stavinocha OF

YEAR	AVG	GP	GS	AB	R	H	2B	3B	HR	RBI	BB	SO	SB	ATT
2004	.323	59	58	232	46	75	17	1	8	42	16	33	3	5
2005	.370	62	60	257	50	95	23	1	18	65	17	20	5	6
TOTAL	.348	121	118	489	96	170	40	2	26	107	33	53	8	11

Brian Tallet LHP

YEAR	G-GS	W-L	ERA	SV	CG	SHO	IP	H	R	ER	BB	SO
1999	19-12	3-4	5.01	0	0	0	59.1	59	41	33	30	60
2000	25-21	15-3	3.52	1	3	3	143.1	132	74	56	57	134
TOTALS	44-33	18-7	3.95	1	3	3	202.2	191	115	89	87	194

Ryan Theriot SS

YEAR	AVG	GP-GS	AB	R	H	2B	3B	HR	RBI	BB	SO	SB-ATT
1999	.322	65-65	242	55	78	11	3	2	41	52	33	13-20
2000	.305	69-69	275	68	84	14	3	2	41	57	30	7-10
2001	.353	67-67	266	67	94	18	3	1	48	48	35	17-20
TOTAL	.327	201-201	783	190	256	43	9	5	130	157	98	37-50

Jack Voigt OF

YEAR	AB	R	H	RBI	AVG.	2B	3B	HR	TB	SPCT.	BB	SO	SB
1985	8	2	2	3	.250	0	0	0	2	.250	1	3	0
1986	128	28	37	32	.289	8	0	9	72	.563	28	28	6
1987	248	63	73	61	.294	12	3	16	139	.560	42	62	12
TOTALS	384	93	112	96	.292	20	3	25	213	.555	71	93	18

Todd Walker 2B

YEAR	AB	R	H	RBI	AVG.	2B	3B	HR	TB	SPCT.	BB	SO	SB
1992	250	72	100	76	.400	21	3	12	163	.652	38	28	18
1993	276	85	109	102	.395	17	11	22	214	.775	49	35	14
1994	257	77	101	68	.393	23	1	18	180	.700	52	28	19
TOTALS	783	234	310	246	.396	61	15	52	557	.711	139	91	51

Brian Wilson RHP

YEAR	G-GS	W-L	ERA	SV	CG	SHO	IP	H	R	ER	BB	SO
2001	20-4	3-2	5.67	3	0	0	39.2	40	28	25	20	22
2002	23-10	10-5	3.54	2	2	1	94.0	112	50	37	31	71
2003	8-8	5-3	3.38	0	1	1	50.2	60	23	19	13	35
TOTAL	51-22	18-10	3.95	5	3	2	184.1	212	101	81	64	128

Eddie Yarnall LHP

YEAR	G-GS	W-L	ERA	SV	CG	SHO	IP	H	R	ER	BB	SO
1994	5-5	0-0	10.95	0	0	0	12.1	12	16	15	10	17
1995	16-10	5-0	3.45	0	1	0	60	46	29	23	36	87
1996	19-17	11-1	2.38	0	3	0	124.2	89	37	33	52	156
TOTALS	40-32	16-1	3.24	0	4	0	197	147	82	71	98	260

Shane Youman LHP

YEAR	G-GS	W-L	ERA	SV	CG	SHO	IP	H	R	ER	BB	SO
1999	4-1	0-0	3.52	0	0	0	7.2	7	5	3	8	4
2000	28-0	3-0	4.55	1	0	0	31.2	31	23	16	20	25
2001	18-10	3-2	5.17	1	0	0	54.0	67	39	31	33	33
TOTAL	50-11	6-2	4.82	2	0	0	93.1	105	67	50	61	62




YEAR	PLAYER	POSITION	ROUND	TEAM
1965	Joe Moock	SS	3rd	New York Mets
1966	Bruce Baudier	RHP	31st	Washington Senators
1967	Bruce Baudier	RHP	5th	New York Yankees
	Richard Hicks	RHP	6th	Washington Senators
1968	Richard Hicks	RHP	4th *	Houston Astros
	William Hunt	SS	7th *	Baltimore Orioles
1969	William Hunt	SS	9th *	Cleveland Indians
1970	Bill Bright	OF	2nd *	St. Louis Cardinals
1972	Joel Sexton	RHP	27th	Pittsburgh Pirates
1973	Randy Wiles	LHP	5th	St. Louis Cardinals
1974	Mike Miley	SS	1st	California Angels
1975	Guy Hollingsworth	LHP	16th	San Diego Padres
	Pat Moock	RHP	22nd	Texas Rangers
1976	Wally McMakin	RHP	23rd	Minnesota Twins
	Paul Stefan	RHP	24th	Chicago White Sox
	Frank Toups	INF	26th	Cleveland Indians
1979	Duane Dewey	C/IB	1st *	Kansas City Royals
1982	Billy Wiesler	OF	14th	California Angels
	Billy Donathon	RHP	15th	St. Louis Cardinals
1983	Cal Santarelli	RHP	3rd	Cleveland Indians
	Ronnie Robbins	RHP	14th	Toronto Blue Jays
1984	Mark Howie	SS	3rd	Oakland Athletics
	Tim Sossamon	OF	12th	St. Louis Cardinals
	Tim Schneider	3B	15th	Seattle Mariners
	Mark Cooper	C	16th	Toronto Blue Jays
	Clay Parker	RHP	21st	Minnesota Twins
1985	Eric Hetzel	RHP	1st *	Boston Red Sox
	Robbie Smith	RHP	4th	Minnesota Twins
	Marty Lanoux	3B	13th	Minnesota Twins
	Clay Parker	RHP	15th	Seattle Mariners
	Jeff Reboulet	SS	26th	Houston Astros
1986	Mark Guthrie	LHP	4th	St. Louis Cardinals
	Jeff Reboulet	SS	10th	Minnesota Twins
	Rob Leary	C	12th	Montreal Expos
	Jeff Yurtin	3B	12th	San Diego Padres
	Jim Bowie	IB	12th	Seattle Mariners
1987	Albert Belle	OF	2nd	Cleveland Indians
	Barry Manuel	RHP	2nd	Texas Rangers
	Gregg Patterson	LHP	5th	Chicago Cubs
	Mark Guthrie	LHP	7th	Minnesota Twins
	Jack Voigt	OF	9th	Baltimore Orioles
	Stan Loewer	RHP	16th	San Francisco Giants
1988	Dan Kite	RHP	4th	Boston Red Sox
1989	Ben McDonald	RHP	1st	Baltimore Orioles
	Russ Springer	RHP	7th	New York Yankees
	Curtis Leskanic	RHP	8th	Cleveland Indians
	Mike Bianco	C	40th	Detroit Tigers
1990	Tim Clark	OF	8th	Milwaukee Brewers
	Wes Grisham	OF	14th	Pittsburgh Pirates
	Keith Osik	C	23rd	Pittsburgh Pirates
	Scott Bethea	SS	28th	Boston Red Sox
1991	Chad Ogea	RHP	3rd	Cleveland Indians
	Paul Byrd	RHP	4th	Cleveland Indians
	Lyle Mouton	OF	5th	New York Yankees
	Mark LaRosa	LHP	8th	Montreal Expos
	Gary Hymel	C	14th	Montreal Expos
1992	Rick Greene	RHP	1st	Detroit Tigers
	Lloyd Peever	RHP	4th	Colorado Rockies
	Andy Sheets	SS	4th	Seattle Mariners
1993	Harry Berrios	OF	8th	Baltimore Orioles
	Matt Chamberlain	RHP	11th	Pittsburgh Pirates
	Mike Sirotko	LHP	15th	Chicago White Sox
	Mike Neal	OF	16th	Cleveland Indians
	Trey Rutledge	RHP	19th	Cincinnati Reds
	Will Hunt	LHP	31st	Detroit Tigers
1994	Todd Walker	2B	1st	Minnesota Twins
	Russ Johnson	SS	1st	Houston Astros
1995	Scott Schultz	RHP	5th	Cleveland Indians
	Mike Klostermeyer	IB	18th	Oakland Athletics
	Scott Fitterer	RHP	22nd	Toronto Blue Jays
	Brett Laxton	RHP	24th	Seattle Mariners
	Brian Winders	RHP	66th	Kansas City Royals

* selected in the secondary phase of the draft



Former Tigers Albert Belle and Ben McDonald enjoyed stellar major league careers.



Brandon Larson was the 1997 first-round pick of the Cincinnati Reds.

INTRO

THIS IS LSU

PREVIEW

TIGERS

COACHES

REVIEW

HISTORY

RECORDS

LSU



LSU in the Major League Draft

INTRO

THIS IS LSU

PREVIEW

TIGERS

COACHES

REVIEW

HISTORY

RECORDS

LSU

1996	Eddie Yarnall	LHP	3rd	New York Mets
	Nathan Dunn	3B	4th	San Diego Padres
	Warren Morris	2B	5th	Texas Rangers
	Tim Lanier	C	10th	San Diego Padres
	Justin Bowles	OF	16th	Oakland Athletics
	Jason Williams	SS	16th	Cincinnati Reds
1997	Brett Laxton	RHP	24th	Oakland Athletics
	Patrick Coogan	RHP	48th	Arizona Diamondbacks
	Brandon Larson	SS	1st	Cincinnati Reds
	Patrick Coogan	RHP	3rd	St. Louis Cardinals
	Casey Cuntz	INF	10th	Arizona Diamondbacks
	Mike Koerner	OF	11th	Oakland Athletics
1998	Eddy Furniss	IB	14th	Minnesota Twins
	Kevin Shipp	RHP	33rd	Philadelphia Phillies
	Tom Bernhardt	OF	45th	Chicago Cubs
	Randy Keisler	LHP	2nd	New York Yankees
	Eddy Furniss	IB	4th	Pittsburgh Pirates
	Jake Esteves	RHP	6th	San Francisco Giants
1999	Doug Thompson	RHP	19th	Colorado Rockies
	Chris Demouy	LHP	24th	Anaheim Angels
	Dan Guillory	RHP	40th	Cleveland Indians
	Kurt Ainsworth	RHP	1st	San Francisco Giants
	Jeff Leamont	IB	9th	New York Yankees
	Josh Dalton	SS	12th	Los Angeles Dodgers
2000	Bryan Grace	RHP	16th	New York Yankees
	Brian Tallet	LHP	19th	Pittsburgh Pirates
	Brandon Bowe	RHP	30th	Florida Marlins
	Brian Tallet	LHP	2nd	Cleveland Indians
	Brad Cresse	C	5th	Arizona Diamondbacks
	Ryan Jorgensen	C	7th	Chicago Cubs
2001	Cedrick Harris	OF	10th	Arizona Diamondbacks
	Brad Hawpe	IB	11th	Colorado Rockies
	Heath McMurray	RHP	12th	Milwaukee Brewers
	Trey Hodges	RHP	17th	Atlanta Braves
	Billy Brian	RHP	25th	Kansas City Royals
	Mike Fontenot	2B	1st	Baltimore Orioles
2002	Todd Linden	OF	1st	San Francisco Giants
	Ryan Theriot	SS	3rd	Chicago Cubs
	Jason Scobie	RHP	15th	New York Mets
	Bryan Moore	IB	22nd	St. Louis Cardinals
	Shane Youman	LHP	43rd	Pittsburgh Pirates
	Sean Barker	OF	46th	Toronto Blue Jays
2003	Billy Brian	RHP	47th	Cleveland Indians
	Sean Barker	OF	6th	Colorado Rockies
	Bo Pettit	RHP	13th	Minnesota Twins
	Brad David	LHP	17th	Atlanta Braves
	Wally Pontiff	3B	21st	Oakland Athletics
	Jake Tompkins	RHP	28th	Texas Rangers
2004	Aaron Hill	SS	1st	Toronto Blue Jays
	Billy Sadler	RHP	6th	San Francisco Giants
	Brian Wilson	RHP	24th	San Francisco Giants
	Bo Pettit	RHP	29th	Minnesota Twins
	Jake Tompkins	RHP	32nd	Philadelphia Phillies
	Jon Zeringue	OF	2nd	Arizona Diamondbacks
2005	J.C. Holt	OF	3rd	Atlanta Braves
	Nate Bumstead	RHP	32nd	Detroit Tigers
	Blake Gill	INF	37th	Cleveland Indians
	Ryan Patterson	OF	4th	Toronto Blue Jays
	Greg Smith	LHP	6th	Arizona Diamondbacks
	Nick Stavinoha	OF	7th	St. Louis Cardinals
2006	Clay Harris	INF	9th	Philadelphia Phillies
	Matt Liuzza	C	30th	Chicago Cubs
	Jason Determann	LHP	35th	Boston Red Sox
	Will Harris	RHP	9th	Colorado Rockies
	Matt Liuzza	C	19th	Toronto Blue Jays
	Edgar Ramirez	RHP	36th	New York Mets
2007	Charlie Furbush	LHP	4th	Detroit Tigers
	J.T. Wise	INF	45th	Oakland Athletics
	Ryan Verdugo	LHP	9th	San Francisco Giants
	Matt Clark	IB	12th	San Diego Padres
	Louis Coleman	RHP	14th	Washington Nationals
	Blake Martin	LHP	17th	Minnesota Twins
2008	Jared Bradford	RHP	18th	St. Louis Cardinals
	Michael Hollander	INF	20th	Texas Rangers
	Jordan Brown	RHP	39th	Chicago Cubs




Paul Byrd was named to the 1999 National League All-Star team.



Mike Fontenot was a 2001 first-round selection of the Baltimore Orioles.

USA BASEBALL

LSU OLYMPIANS



LSU's profound success in Olympic competition began in 1988, when head coach Skip Bertman and right-hander Ben McDonald helped lead the United States to the gold medal in Seoul, South Korea. Bertman served as the pitching coach of the 1988 U.S. squad, and McDonald pitched the Americans to complete-game victories over Korea and Puerto Rico. In the two wins, McDonald allowed just two earned runs in 18 innings, recording 17 strikeouts and four walks.

Reliever Rick Greene, LSU's all-time saves leader (29), continued the Tigers' Olympic tradition by pitching for the 1992 U.S. squad which competed in Barcelona, Spain. The '92 team, however, failed to advance to the medal round.

Skip Bertman served as head coach of the 1996 United States Olympic team, guiding the Americans to the bronze medal in Atlanta. LSU standouts Warren Morris (second base) and Jason Williams (shortstop) were the starting middle infielders for Team USA, which defeated Nicaragua for the bronze medal in Atlanta's Fulton County Stadium.

Morris and Williams each enjoyed a spectacular summer of 1996 which culminated in the bronze-medal triumph. Morris was Team USA's leading hitter at the Olympics, batting .409 (9-for 22) in nine games with one double, five homers, 11 RBI and 10 runs. Williams hit .367 (11-for-30) with three homers, nine RBI and 10 runs.

Team USA's '96 pre-Olympic tour was highlighted by a stop at LSU's Alex Box Stadium on June 20. The game served as a homecoming for Bertman, Morris and Williams, as the Americans defeated Australia, 11-6, before a standing-room only crowd of 6,926.

LSU right-hander Kurt Ainsworth pitched the U.S. to two wins at the 2000 Olympics in Sydney, Australia, en route to the gold medal. Ainsworth defeated Holland and Australia with a pair of dominating performances. In the victories, Ainsworth worked a total of 11.2 innings, allowing just two earned runs on 10 hits with three walks and 10 strikeouts.



Ben McDonald
1988 U.S. Olympic
Gold Medalist



Rick Greene
1992 U.S. Olympian



Skip Bertman
1996 U.S. Olympic Head Coach
Bronze Medalist



Warren Morris
1996 U.S. Olympic
Bronze Medalist



Jason Williams
1996 U.S. Olympic
Bronze Medalist



Kurt Ainsworth
2000 U.S. Olympic
Gold Medalist

INTRO

THIS IS LSU

PREVIEW

TIGERS

COACHES

REVIEW

HISTORY

RECORDS

LSU



2009

SEASON OUTLOOK

When Paul Mainieri was introduced as LSU's baseball coach on June 28, 2006, he said his goal was to return the program to the "pinnacle position in college baseball."

Just two-and-a-half years later, that goal has been realized, as LSU is the No. 1 team in the nation in the 2009 *Collegiate Baseball* magazine preseason poll.

At his introductory press conference in 2006, Mainieri said, "Make no mistake about it. The goal is to return LSU to the pinnacle position in college baseball. I have all the confidence in the world that we can do that here."

Mainieri expressed satisfaction as the '09 season approached that his vision has come to fruition.

"Certainly, winning the national championship is our ultimate goal," Mainieri said, "but I think the preseason No. 1 ranking is an indication of how far we've come as a program. We're very flattered to receive this type of recognition, and it's now our intention to affirm the belief of those who think we are the best team in the nation."

The preseason No. 1 ranking is LSU's first since the Tigers began the 1996 season at the top of the *Baseball America* magazine poll.

The Tigers were ranked as high as No. 2 last season, when they posted an SEC-record 23-game win streak and advanced to the 2008 College World Series. LSU finished No. 6 in the final national polls after posting a 49-19-1 record (18-11-1 in the SEC). The Tigers captured four titles in '08, winning the SEC Western Division, the SEC Tournament, the NCAA Baton Rouge Regional and the NCAA Baton Rouge Super Regional.

LSU returns 24 players that made significant contributions last season, including

seven everyday starters in the batting order. Sophomore catcher Micah Gibbs, junior second baseman Ryan Schimpf, sophomore shortstop DJ LeMahieu, junior outfielder Blake Dean, senior infielder Derek Hellenhi, junior outfielder Jared Mitchell and sophomore outfielder Leon Landry all played instrumental roles in the leading the Tigers to Omaha in 2008.

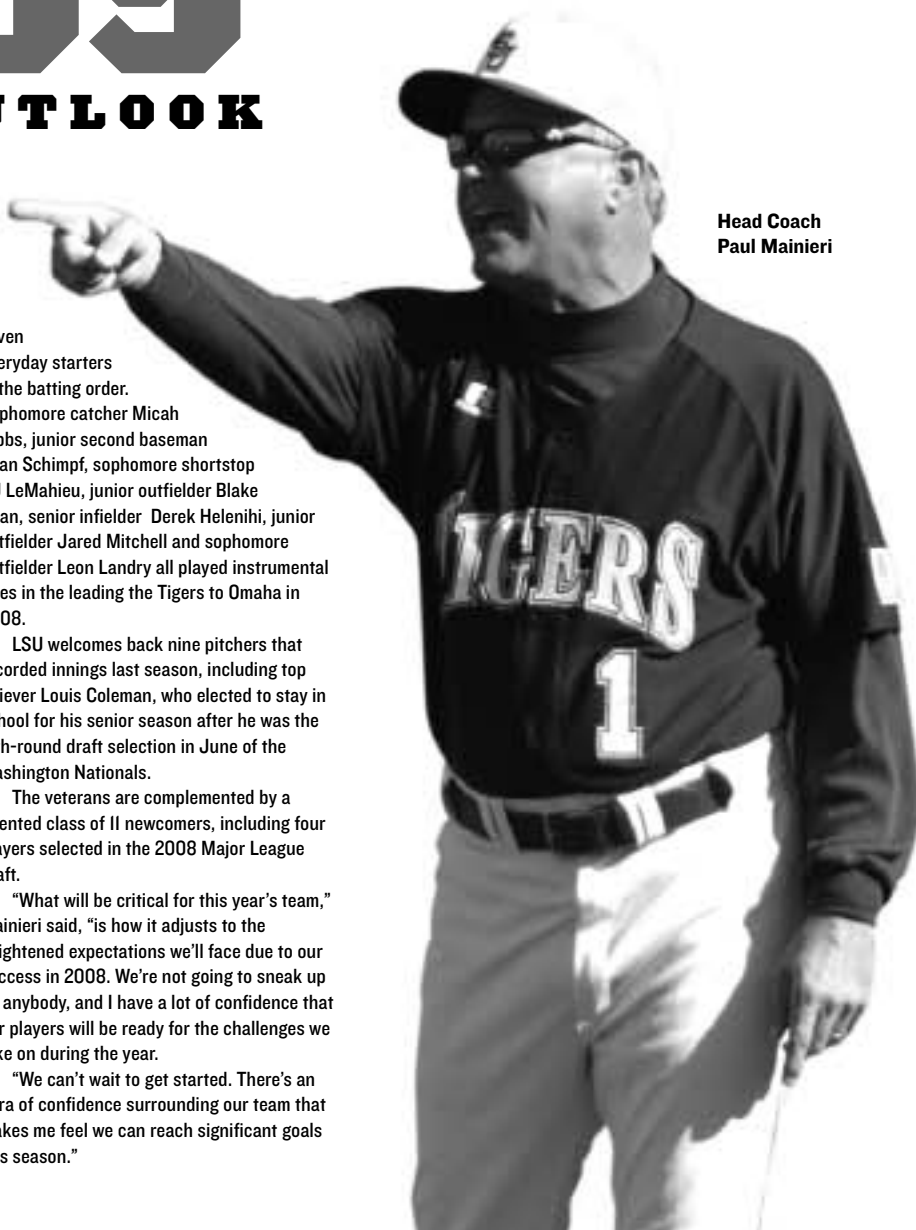
LSU welcomes back nine pitchers that recorded innings last season, including top reliever Louis Coleman, who elected to stay in school for his senior season after he was the 14th-round draft selection in June of the Washington Nationals.

The veterans are complemented by a talented class of 11 newcomers, including four players selected in the 2008 Major League draft.

"What will be critical for this year's team," Mainieri said, "is how it adjusts to the heightened expectations we'll face due to our success in 2008. We're not going to sneak up on anybody, and I have a lot of confidence that our players will be ready for the challenges we take on during the year.

"We can't wait to get started. There's an aura of confidence surrounding our team that makes me feel we can reach significant goals this season."

Head Coach
Paul Mainieri



Chris McGhee

THE 2009 TIGERS

Lettermen Returning/Lost:	24/9
Position Starters Returning/Lost:	14/3
Pitchers Returning/Lost:	9/6
Returning Redshirts:	0
Newcomers:	11 (all high school players)

Position Players

The combination of talent and experience gives the Tigers a potentially explosive batting order.

"It is rare to have seven starting position players back after playing at the College World Series the year before," Mainieri said. "In fact, we really have eight -- Sean Ochinko (IB/C) played in 47 games last season. While we did lose (IB) Matt Clark, who hit the most home runs in the nation last year with 28, we have a bunch of quality players who are very experienced."

The Tigers' returning starters are led by junior leftfielder Blake Dean, who hit a team-best .353 (95-for-269) last season with 18 doubles, three triples, 20 homers and 73 RBI, earning first-team All-America recognition. Dean was also named the Most Outstanding Player of the NCAA Baton Rouge Regional and the MVP of the SEC Tournament.

"Blake is perhaps the best hitter I have coached in my 26 years in the profession," Mainieri said. "He delivered so many clutch hits for us in our drive to the College World Series."

Dean will be joined in the outfield by junior rightfielder Jared Mitchell (.297, 6 HR, 29 RBI, 16 SB in 2008) and sophomore centerfielder Leon Landry (.271, 5 HR, 26 RBI, 12 SB).

"We have tremendous athletes like Mitchell and Landry in the outfield who will track down a

number of balls," Mainieri explained. "Both also have line drive power and can hit pitches out of the park."

Others contending for action in the outfield include senior Nicholas Pontiff, sophomore Johnny Dishon and true freshman Mikie Mahtook, the 39th-round MLB Draft selection of the Florida Marlins last summer.

Sophomore catcher Micah Gibbs, a 2008 Freshman All-American, gives the Tigers an outstanding presence behind the plate.

"Micah will be a first or second-round draft choice after his junior season (2010)," Mainieri said. "He is a great receiver, and he swings the bat from both sides of the plate. He is as good as there is in the nation."

Gibbs, a 2009 preseason All-American, batted .322 (56-for-174) last season with 16 doubles, two homers, 35 RBI and 31 runs, and he threw out 17 baserunners attempting to steal. He was the starting catcher last summer for the United States National Team that captured the gold medal at the World Championships in the Czech Republic.

The Tigers feature a superb pair of middle infielders in junior second baseman Ryan Schimpf and sophomore shortstop DJ LeMahieu, both of whom have earned preseason All-America recognition.

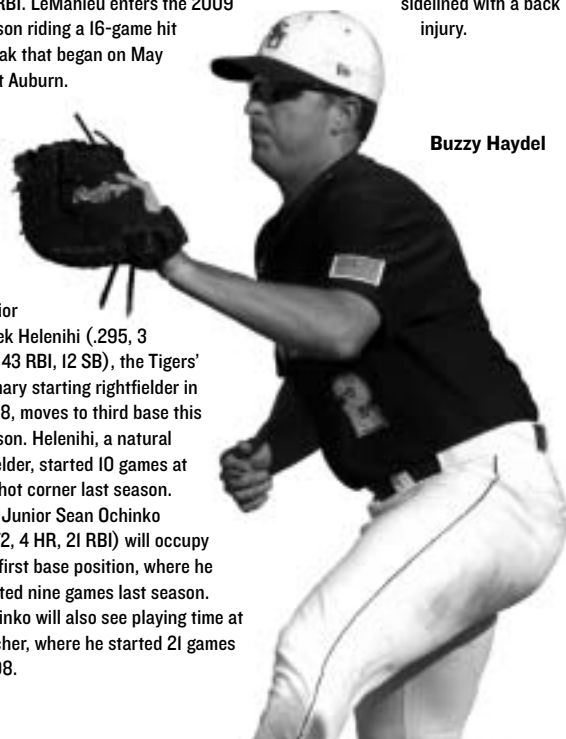
Schimpf batted .320 (80-for-250) last season with 18 doubles, an SEC-best seven triples, 12 homers

and 54 RBI. He batted a sizzling .419 (18-for-43) in LSU's 13 postseason games with seven doubles, two triples, two homers, 15 RBI and 11 runs.

LeMahieu hit .337 (87-for-258) in 2008 with 11 doubles, one triple, six homers, 44 RBI and 10 steals. He batted .347 (17-for-49) in the Tigers' postseason games with three doubles, one triple, one homer and six RBI. LeMahieu enters the 2009 season riding a 16-game hit streak that began on May 15 at Auburn.

Versatile veterans Buzzy Haydel and Chris McGhee bring valuable experience to the LSU infield, and true freshmen Tyler Hanover, Austin Nola and Wet Delatte should contend for playing time in their rookie seasons.

Candidates for the DH slot include senior Matt Gaudet, who hit .270 with 2 homers and 15 RBI last season before being sidelined with a back injury.



Buzzy Haydel

Senior Derek Heleni (i .295, 3 HR, 43 RBI, 12 SB), the Tigers' primary starting rightfielder in 2008, moves to third base this season. Heleni, a natural infielder, started 10 games at the hot corner last season.

Junior Sean Ochinko (.272, 4 HR, 21 RBI) will occupy the first base position, where he started nine games last season. Ochinko will also see playing time at catcher, where he started 21 games in '08.

Primary Returning Position Starters

PLAYER	POS.	CL.-EXP.	B/T	AVG.	HR	RBI	OTHER NOTABLE
Blake Dean	OF	Jr.-2L	L/L	.353	20	73	2008 First-Team All-American
DJ LeMahieu	SS	So.-1L	R/R	.337	6	44	No. 6 prospect in Cape Cod League
Micah Gibbs	C	So.-1L	S/R	.322	2	35	2008 Freshman All-American
Ryan Schimpf	OF	Jr.-2L	L/R	.320	12	54	No. 1 prospect in Valley League
Jared Mitchell	OF	Jr.-2L	L/L	.297	6	29	16 steals in 18 attempts
Derek Heleni	INF	Sr.-1L	R/R	.295	3	43	Played RF in '08; 3B starter in '09
Leon Landry	OF	So.-1L	L/R	.271	5	26	No. 1 prospect in Cal Ripken Sr. League
Sean Ochinko	IB/C	Jr.-2L	R/R	.272	4	21	2007 Freshman All-SEC

Top Newcomers - Position Players

PLAYER	POS.	CL.	B/T	HOMETOWN (2008 SCHOOL)
Mikie Mahtook	OF	Fr.	R/R	Lafayette, La. (St. Thomas More HS)
Tyler Hanover	INF	Fr.	R/R	Kernersville, N.C. (North Davidson HS)
Beau Didier	INF/C	Fr.	L/R	Federal Way, Wash. (Bellarmine Prep HS)
Austin Nola	INF	Fr.	R/R	Baton Rouge, La. (Catholic HS)
Wet Delatte	INF	Fr.	R/R	Prairieville, La. (St. Amant HS)

Starting Position Players Lost

PLAYER	POS.	EXP.	B/T	AVG.	HR	RBI	REASON FOR LEAVING
Matt Clark	IB	1L	L/R	.344	28	64	12th-round draft choice of San Diego Padres
Michael Hollander	3B	4L	R/R	.297	6	45	20th-round draft choice of Texas Rangers



INTRO

THIS IS LSU

PREVIEW

TIGERS

COACHES

REVIEW

HISTORY

RECORDS

LSU

Pitchers

Though LSU must replace three terrific hurlers from last season – RH Jared Bradford (10-4, 4.48 ERA), LH Ryan Verdugo (9-4, 4.12 ERA) and LH Blake Martin (5-3, 5.08 ERA) – the Tigers' pitching staff should be excellent.

The staff is anchored by senior right-hander Louis Coleman, a 2009 preseason All-American who elected to remain at LSU for his final season after being selected in the 14th round of the '08 MLB Draft by the Washington Nationals. Coleman is scheduled to start the Tigers' season opener versus Villanova before

moving into the bullpen as LSU's primary closer.

"Naturally, I'm thrilled that Louis will be with us this season, because he is an outstanding young man who will be vital to our team's success," Mainieri said. "He will continue to pursue his education and represent LSU in a first-class manner."

"At the same time, it's important that we remain committed to enhancing his opportunity to pursue a professional baseball career at the end of his senior year."

Coleman pitched brilliantly in 2008, recording an 8-1 mark and a

team-best 1.95 ERA in 55.1 innings with two saves, 10 walks and 62 strikeouts. He was dominant down the stretch of the season – from April 15 through the Tigers' final game in the College World Series, he was 7-1 with a 1.91 ERA and two saves in 16 outings (one start) with 45 strikeouts in 42.1 innings.

Sophomore right-handers Anthony Ranaudo, Austin Ross and Daniel Bradshaw are expected to form LSU's weekend starting rotation.

"We brought in several talented freshmen pitchers last season that played more of a secondary role behind junior college transfers," Mainieri said. "We needed the experience of the JUCO kids right away last year."

"While the JC guys were pitching most of the innings, Ranaudo, Ross and Bradshaw gained valuable experience as we brought them along slowly. This year, we'll be counting on those guys to step into weekend starting roles."


Ranaudo, the 11th-round choice of the Texas Rangers in the 2007 MLB Draft, consistently throws his fastball in the 92-94 mph range. Limited by tendinitis early last season, he worked 12 innings near the end of the year, allowing no earned runs with 13 strikeouts.

Ross recorded a 3-1 mark last season with a 2.58 ERA and three saves in 52.1 innings. He registered 37 strikeouts and nine walks, and he was named the Louisiana Sportswriters Association Pitcher of the Week after recording eight strikeouts in seven relief innings in a win at Southern.

Bradshaw made 26 appearances during the 2008 season, including two starts. He posted a 4-5 record and a 4.12 ERA with four saves in 54.2 innings, recording 52 strikeouts and 13 walks.

The LSU bullpen is bolstered by the experience of junior right-hander Paul Bertuccini and senior right-hander Nolan Cain. Bertuccini made a team-high 28 appearances last season, posting a 2-0 mark and a 2.63 ERA in 27.1 innings with two saves, 30 strikeouts and a .205 opponent batting average. Cain posted a 2.37 ERA in 19 appearances (19.0 innings), limiting opponents to a .156 batting average.

Three true freshmen – left-handers Chris Matulis and Randy Zeigler, and right-hander Matty Ott – should contribute significant innings this season, as will senior southpaw Ryan Byrd and sophomore right-handers Jordan Nicholson and Ben Alsop.



Anthony Ranaudo

Pitchers Returning

PLAYER	R/L	CL.-EXP.	W-L	ERA	IP	BB	SO	OTHER NOTABLE
Louis Coleman	R	Sr.-3L	8-1	1.95	55.1	10	62	14th-round selection of Nationals in '08 MLB Draft
Nolan Cain	R	Sr.-3L	0-0	2.37	19.0	11	11	54 career appearances
Ryan Byrd	L	Sr.-3L	2-1	6.82	30.1	8	17	2008 SEC Academic Honor Roll
Paul Bertuccini	R	Jr.-2L	2-0	2.63	27.1	12	30	2008 SEC Academic Honor Roll
Anthony Ranaudo	R	So.-1L	1-0	0.00	12.0	6	13	11th-round draft choice in 2007
Austin Ross	R	So.-1L	3-1	2.58	52.1	9	37	No. 2 prospect in Central Illinois Summer League
Daniel Bradshaw	R	So.-1L	4-5	4.12	54.2	13	52	Recorded 4 saves in 2008
Jordan Nicholson	R	So.-1L	0-0	4.26	12.2	2	8	
Ben Alsop	R	So.-1L	0-0	6.75	5.1	1	6	

Top Newcomers - Pitchers

PLAYER	R/L	CL.	HOMETOWN (2008 SCHOOL)
Chris Matulis	L	Fr.	Boynton Beach, Fla. (Park Vista HS)
Matty Ott	R	Fr.	Metairie, La. (Holy Cross HS)
Randy Zeigler	L	Fr.	Elm Grove, La. (Calvary Baptist HS)

Pitchers Lost

PLAYER	R/L	EXP.	W-L	ERA	SV	IP	BB	SO	REASON FOR LEAVING
Jared Bradford	R	2L	10-4	4.48	5	98.1	24	90	18th-round draft choice of St. Louis Cardinals
Ryan Verdugo	L	1L	9-4	4.12	0	96.0	37	85	9th-round draft choice of S.F. Giants
Blake Martin	L	1L	5-3	5.08	0	88.2	37	81	17th-round draft choice of Minnesota Twins
Jordan Brown	R	1L	5-0	5.40	0	66.2	28	59	retired due to injury
Kyle Beerbohm	L	2L	0-0	0.00	0	1.0	0	0	completed eligibility
Shane Ardoin	L	2L	0-0	6.75	0	6.2	3	3	transferred to UL-Monroe



Austin Ross

Depth Chart

FIRST BASE

14	Sean Ochinko	R-R	5-II	206	Jr.
33	Micah Gibbs	S-R	5-II	214	So.

SECOND BASE

16	Ryan Schimpf	L-R	5-9	181	Jr.
11	Tyler Hanover	R-R	5-6	163	Fr.
32	Chris McGhee	R-R	5-9	170	Sr.

SHORTSTOP

17	DJ LeMahieu	R-R	6-4	193	So.
36	Austin Nola	R-R	5-II	192	Fr.

THIRD BASE

5	Derek Helenihi	R-R	6-0	170	Sr.
9	Wet Delatte	L-R	5-II	211	Fr.
2	Buzzy Haydel	R-R	5-II	190	Sr.

CATCHER

33	Micah Gibbs	S-R	5-II	214	So.
14	Sean Ochinko	R-R	5-II	206	Jr.
53	Kevin Farnsworth	R-R	6-I	204	Jr.

LEFT FIELD

34	Blake Dean	L-L	6-I	208	Jr.
----	------------	-----	-----	-----	-----

CENTER FIELD

6	Leon Landry	L-R	5-II	197	So.
---	-------------	-----	------	-----	-----

RIGHT FIELD

3	Jared Mitchell	L-L	6-0	192	Jr.
---	----------------	-----	-----	-----	-----

RESERVE OUTFIELDERS (POSITIONS TBD)

18	Nicholas Pontiff	R-R	5-II	179	Sr.
21	Johnny Dishon	R-R	5-II	183	So.
8	Mikie Mahtook	R-R	6-I	195	Fr.
4	Chad Jones	L-L	6-3	222	So.

DESIGNATED HITTER

35	Matt Gaudet	R-R	6-2	219	Sr.
34	Blake Dean	L-L	6-I	208	Jr.

PROJECTED STARTING ROTATION

23	Anthony Ranaudo	RH	6-7	231	So.
12	Austin Ross	RH	6-2	190	So.
24	Daniel Bradshaw	RH	6-I	211	So.

PROJECTED RELIEVERS

29	Louis Coleman	RH	6-4	190	Sr.
44	Paul Bertuccini	RH	5-II	188	Jr.
39	Nolan Cain	RH	6-3	230	Sr.
30	Chris Matulis	LH	6-5	215	Fr.
22	Matty Ott	RH	6-I	180	Fr.
25	Randy Zeigler	LH	6-0	160	Fr.
10	Ryan Byrd	LH	6-I	173	Sr.
47	Ben Alsup	RH	6-3	161	So.
38	Jordan Nicholson	RH	6-I	175	So.

2009 Preseason Polls

Collegiate Baseball (2008 Record)

1.	LSU	(49-19-1)
2.	North Carolina	(54-14)
3.	Rice	(47-15)
4.	Georgia*	(45-25-1)
5.	Stanford	(41-24-2)
6.	Arizona State	(49-13)
7.	Florida State	(54-14)
8.	Louisville	(41-21)
9.	Texas A&M	(46-19)
10.	Texas	(39-22)
11.	Mississippi*	(39-25)
12.	Georgia Tech	(41-21)
13.	Cal State Fullerton	(41-22)
14.	Oklahoma State	(44-18)
15.	Baylor	(32-26)
16.	Fresno State	(47-31)
17.	San Diego	(44-17)
18.	Miami (Fla.)	(53-11)
19.	Kentucky*	(44-19)
20.	UC Irvine	(42-18)
21.	UCLA	(33-27)
22.	Missouri	(39-21)
23.	Pepperdine	(38-21)
24.	Southern California	(28-28)
25.	Florida*	(34-24)
26.	Clemson	(31-27-1)
27.	Notre Dame	(33-21-1)
28.	Coastal Carolina	(50-14)
29.	Michigan	(46-14)
30.	UC Santa Barbara	(35-21)

Baseball America (2008 Record)

1.	Texas A&M	(46-19)
2.	LSU	(49-19-1)
3.	North Carolina	(54-14)
4.	Texas	(39-22)
5.	Cal State Fullerton	(41-22)
6.	Ole Miss*	(39-26)
7.	Rice	(47-15)
8.	Baylor	(32-26)
9.	UC Irvine	(42-18)
10.	Missouri	(39-21)
11.	San Diego	(44-17)
12.	UCLA	(33-27)
13.	Arizona State	(49-13)
14.	Georgia*	(45-25-1)
15.	Stanford	(41-24-2)
16.	Oklahoma	(36-26)
17.	Pepperdine	(38-21)
18.	Kent State	(36-21)
19.	Clemson	(31-27-1)
20.	Georgia Tech	(41-21)
21.	Alabama*	(35-28)
22.	Arkansas*	(34-24)
23.	Louisville	(41-21)
24.	Florida State	(54-14)
25.	Oregon State	(28-24)

* - 2009 LSU opponent

[INTRO](#)
[THIS IS LSU](#)
[PREVIEW](#)
[TIGERS](#)
[COACHES](#)
[REVIEW](#)
[HISTORY](#)
[RECORDS](#)
[LSU](#)


INTRO

THIS IS LSU

PREVIEW

TIGERS

COACHES

REVIEW

HISTORY

RECORDS

LSU

ALABAMA

Friday, April 10 at Tuscaloosa – 6:30 p.m.

Saturday, April 11 at Tuscaloosa – 4 p.m.

Sunday, April 12 at Tuscaloosa – 2 p.m.

Location:	Tuscaloosa, Ala.
Enrollment:	25,580
Nickname:	Crimson Tide
Colors:	Crimson and White
Conference:	Southeastern (Western Division)
President:	Dr. Robert E. Witt (Bates College, 1962)
Athletic Director:	Director: Mal Moore (Alabama, 1963)
Home Park (Capacity):	Sewell-Thomas Stadium (6,571)
Dimensions:	LF-325; LC-365; CF: 400; RC: 365; RF: 325
Press Box Phone:	(205) 348-4927
Head Coach:	Jim Wells (Northwestern State, 1981)
Record at Alabama:	588-300 (.662/14 years)
Career Record:	782-389 (.668/19 years)
Baseball Office Phone:	(205) 348-4029
Best Time to Contact:	Weekday mornings, CT
Assistant Coaches:	Mitch Gaspard (Louisiana-Lafayette, 1988) Dax Norris (Alabama, 1996) Drew French (Concordia, 2006)
2008 Record:	35-28
SEC Record (Finish):	16-14 (2nd in West, tied for 4th overall)
Postseason:	2-2 at SEC Tournament; 1-2 at NCAA Conway Regional
Final Rankings:	Not Ranked
Lettermen Returning/Lost:	19/8
Position Starters Returning/Lost:	7/2
Pitchers Returning/Lost:	9/6
Top Returning Position Players:	So. INF Josh Rutledge (.369, 0 HR, 31 RBI) Jr. INF/OF Brandon May (.365, 9 HR, 50 RBI) So. INF Ross Wilson (.295, 15 HR, 47 RBI)
Top Returning Pitchers:	Jr. RH Austin Graham (6-2; 5.25, 4 SV) Sr. RH Austin Hyatt (5-4, 4.53) Sr. LH Miers Quigley (5-4; 5.58)
Top Newcomers:	Fr. OF Taylor Dugas Jr. LH Jonathan Smart Jr. INF/C Clay Jones
Series Record vs. LSU:	Alabama leads, 189-147-3
2008 Series:	LSU, 2-1 (3-0, 5-6, 9-7 at Baton Rouge) LSU, 1-0 (12-8 at SEC Tournament)
Paul Mainieri vs. Alabama:	6-3
Jim Wells vs. LSU:	26-37
Sports Information Contact:	Barry Allen
Email:	ballen@ia.ua.edu
Office Phone:	(205) 348-8836
Home Phone:	(205) 758-6526
Fax:	(205) 348-8840/8841

ARKANSAS

Friday, May 1 at Fayetteville – 6:30 p.m. (Cox Sports Television)

Saturday, May 2 at Fayetteville – 2 p.m.

Sunday, May 3 at Fayetteville – 1 p.m. (Cox Sports Television)

Location:	Fayetteville, Ark.
Enrollment:	19,191
Nickname:	Razorbacks
Colors:	Cardinal and White
Conference:	Southeastern (Western Division)
President:	Dr. B. Alan Sugg (Arkansas, 1960)
Athletic Director:	Jeff Long (Ohio Wesleyan, 1982)
Home Park (Capacity):	Baum Stadium at George Cole Field (10,737)
Dimensions:	LF-320; LC-375; CF-400; RC-375; RF-320
Press Box Phone:	(479) 575-4141
Head Coach:	Dave Van Horn (Arkansas, 1988)
Record at Arkansas:	235-134 (.637/6 seasons)
Career Record:	820-374 (.687/20 seasons)
Baseball Office Phone:	(479) 575-3655
Best Time to Contact:	Weekday mornings, CT
Assistant Coaches:	Dave Jorm (SE Missouri State, 1981) Todd Butler (McNeese State, 1991) Chris Curry (Arkansas Tech, 2008)
2008 Record:	34-24
SEC Record (Finish):	14-15 (4th in West, 9th Overall)
Postseason:	0-2 at NCAA Stanford Regional
Final Rankings:	Not ranked
Lettermen Returning/Lost:	16/12
Position Starters Returning/Lost:	5/4
Pitchers Returning/Lost:	8/5
Top Returning Position Players:	So. OF Brett Eibner (.298, 8 HR, 48 RBI) Sr. OF/INF Chase Leavitt (.366, 3 HR, 25 RBI) So. INF Andy Wilkins (.331, 8 HR, 38 RBI)
Top Returning Pitchers:	Jr. LH Dallas Keuchel (4-3, 4.58) Jr. LH Stephen Richards (2-4, 4.21, 3 SV) Sr. RH Justin Wells (3-2, 6.05)
Top Newcomers:	Jr. RH Bryan Bingham Fr. INF/RH Zack Cox; Jr. RH T.J. Forrest
Series Record vs. LSU:	LSU leads, 45-21-0
2008 Series:	LSU, 2-1 (8-7, 13-14, 4-2 at Baton Rouge)
Paul Mainieri vs. Arkansas:	5-2
Dave Van Horn vs. LSU:	9-15
Sports Information Contact:	Phil Pierce
Email:	ppierce@uark.edu
Office Phone:	(479) 575-7430
Cell Phone:	(479) 283-3353
Fax:	(479) 575-7481

AUBURN

Friday, April 24 at Baton Rouge – 7 p.m.

Saturday, April 25 at Baton Rouge – 3 p.m.

Sunday, April 26 at Baton Rouge – 1 p.m.

Location:	Auburn, Ala.
Enrollment:	24,137
Nickname:	Tigers
Colors:	Burnt Orange and Navy Blue
Conference:	Southeastern (Western Division)
President:	Dr. Ed Richardson
Athletic Director:	Jay Jacobs (Auburn, 1985)
Home Park (Capacity):	Samford Stadium – Hitchcock Field at Plainsman Park (4,096)
Dimensions:	LF-315; LC-335/385; CF-385; RC-360; RF-331
Press Box Phone:	(334) 844-4138
Head Coach:	John Pawlowski (Clemson, 1996)
Record at Auburn:	First Year
Career Record:	338-192-1 (.637/9 seasons)
Baseball Office Phone:	(334) 844-4975
Best Time to Contact:	Weekday mornings, CT; contact Dan Froehlich
Assistant Coaches:	Scott Foxhall (College of Charleston, 1994) Matt Heath (LSU, 2003) Jeff Duncan (Arizona State, 2000)
2008 Record:	28-28
SEC Record (Finish):	11-19 (5th in West, 11th Overall)
Postseason:	None
Final Rankings:	Not Ranked
Lettermen Returning/Lost:	22/8
Position Starters Returning/Lost:	7/2
Pitchers Returning/Lost:	8/3
Top Returning Position Players:	So. INF Hunter Morris (.351, 11 HR, 49 RBI) So. OF Brian Fletcher (.324, 10 HR, 42 RBI) Jr. INF Joseph Sanders (.348, 6 HR, 52 RBI)
Top Returning Pitchers:	So. LH Grant Dayton (7-2, 3.89) So. LH Cory Luckie (4-4, 4.38) Sr. RH Michael Hurst (3-5, 4.89)
Top Newcomers:	Fr. RH Dexter Price Fr. INF Dan Gamache Fr. INF Casey McElroy
Series Record vs. LSU:	LSU leads, 82-64-0
2008 Series:	LSU, 3-0 (6-4, 15-6, 11-7 at Auburn)
John Pawlowski vs. LSU:	0-1
Sports Information Contact:	Dan Froehlich
Email:	froehdp@auburn.edu
Office Phone:	(334) 844-9808
Cell Phone:	(334) 750-1389
Fax:	(334) 844-9807

FLORIDA

Friday, May 8 at Baton Rouge – 7 p.m. (Cox Sports Television)

Saturday, May 9 at Baton Rouge – 7 p.m. (Fox Sports Florida)

Sunday, May 10 at Baton Rouge – Noon (Cox Sports Television)

Location:	Gainesville, Fla.
Enrollment:	51,413
Nickname:	Gators
Colors:	Orange and Blue
Conference:	Southeastern (Eastern Division)
President:	Dr. J. Bernard Machen (Saint Louis, 1968)
Athletic Director:	Jeremy Foley (Hobart, 1974)
Home Park (Capacity):	Alfred A. McKethan Stadium at Perry Field (5,500)
Dimensions:	LF-329; LC-365; CF-400; RC-375; RF-325
Press Box Phone:	(352) 375-4683 (Ext. 4355, 4356)
Head Coach:	Kevin O'Sullivan (Virginia, 1991)
Record at Florida:	34-24 (.586/1 season)
Career Record:	34-24 (.586/1 season)
Baseball Office Phone:	(352) 375-4683 (Ext. 4457)
Best Time to Contact:	Weekday mornings, ET; contact John Hines
Assistant Coaches:	Craig Bell (North Florida, 1989) Brad Weitzel (Georgia, 1983) Don Norris (Georgia, 1992)
2008 Record:	34-24
SEC Record (Finish):	17-13 (2nd in East, 3rd Overall)
Postseason:	0-2 at SEC Tournament; 0-2 at NCAA Tallahassee Regional
Final Rankings:	Not Ranked
Lettermen Returning/Lost:	18/14
Position Starters Returning/Lost:	6/3
Pitchers Returning/Lost:	8/6
Top Returning Position Players:	Sr. OF/INF Avery Barnes (.360, 2 HR, 19 RBI) So. INF Josh Adams (.330, 8 HR, 51 RBI) Jr. OF Matt den Dekker (.333, 8 HR, 48 RBI)
Top Returning Pitchers:	Sr. LH Stephen Locke (5-2, 3.17) Sr. RH Patrick Keating (8-1, 4.16) Jr. RH Clint Franklin (3-3, 3.23)
Top Newcomers:	Fr. RH Justin Poovey Fr. INF Jerico Weitzel Fr. LH Nick Maronde
Series Record vs. LSU:	LSU leads, 49-31-1
2008 Series:	Florida, 2-1 (8-5, 7-1, 3-6 at Gainesville)
Paul Mainieri vs. Florida:	2-6
Kevin O'Sullivan vs. LSU:	2-1
Sports Information Contact:	John Hines
Email:	johnh@gators.uaa.ufl.edu
Office Phone:	(352) 375-4683 (Ext. 6130)
Home Phone:	(352) 317-7386
Fax:	(352) 375-4809



GEORGIA

Friday, April 3 at Athens – 6 p.m.
 Saturday, April 4 at Athens – 2 p.m.
 Sunday, April 5 at Athens – 11 a.m.

Location:	Athens, Ga.
Enrollment:	34,180
Nickname:	Bulldogs
Colors:	Red and Black
Conference:	Southeastern (Eastern Division)
President:	Dr. Michael F. Adams (Lipscomb, 1970)
Athletic Director:	Damon Evans (Georgia, 1993)
Home Park (Capacity):	Foley Field (3,291)
Dimensions:	LF-350; LC-370; CF-404; RC-365; RF-314
Press Box Phone:	(706) 542-6161/6162
Head Coach:	David Perno (Georgia, 1991)
Record at Georgia:	251-184-1 (.576/7 seasons)
Career Record:	251-184-1 (.576/7 seasons)
Baseball Office Phone:	(706) 542-7971
Best Time to Contact:	Weekday mornings, ET
Assistant Coaches:	Jason Eller (Georgia State, 1998) Brady Weiderhold (Kennesaw State, 1994) Justin Holmes (Georgia, 2005)

2008 Record:	45-25-1
SEC Record (Finish):	20-9-1 (SEC Champion)
Postseason:	0-2 at SEC Tournament; 4-1 at NCAA Athens Regional 2-1 at NCAA Athens Super Regional; 4-2 in College World Series (CWS Finalist)
Final Rankings:	2nd Baseball America, 2nd Collegiate Baseball, 2nd ESPN/USA Today, 2nd NCBWA
Lettermen Returning/Lost:	18/8
Position Starters Returning/Lost:	6/3
Pitchers Returning/Lost:	13/6
Top Returning Position Players:	Jr. INF Ryan Poythress (.374, 15 HR, 75 RBI) Sr. C/INF Bryan Massanari (.325, 11 HR, 65 RBI) Jr. OF Matt Cerione (.303, 7 HR, 33 RBI)

Top Returning Pitchers:	Jr. LH Alex McRee (7-1, 3.98) Jr. RH Dean Weaver (6-1, 4.24) Sr. RH Trevor Holder (8-4, 4.41)
Top Newcomers:	Fr. RH Michael Palazzone Fr. INF Levi Hyams Fr. OF/INF Chase Davidson

Series Record vs. LSU:	LSU leads, 51-17-2
2008 Series:	Georgia, 2-0-1 (6-3, 9-8, 10-10 at Baton Rouge)
Paul Mainieri vs. LSU:	Georgia: 1-2-1
David Perno vs. LSU:	4-8-1
Sports Information Contact:	Ben Beaty
Email:	bbeaty@sports.uga.edu
Office Phone:	(706) 542-9344
Cell Phone:	(334) 703-0637
Fax:	(706) 542-9339

KENTUCKY

Friday, March 13 at Baton Rouge – 7 p.m.
 Saturday, March 14 at Baton Rouge – 3 p.m.
 Sunday, March 15 at Baton Rouge – 1 p.m.

Location:	Lexington, Ky.
Enrollment:	27,000
Nickname:	Wildcats
Colors:	Blue and White
Conference:	Southeastern (Eastern Division)
President:	Dr. Lee T. Todd, Jr. (Kentucky, 1968)
Athletic Director:	Mitch Barnhart (Ottawa, 1981)
Home Park (Capacity):	Cliff Hagan Stadium (3,000)
Dimensions:	LF-340; LC-365; CF-390; RC-350; RF-310
Press Box Phone:	(859) 257-9011
Head Coach:	Gary Henderson (San Diego State, 1984)
Record at Kentucky:	First Year
Career Record:	First Year
Baseball Office Phone:	(859) 257-8052
Best Time to Contact:	Weekday mornings, ET
Assistant Coaches:	Brad Bohannon (Berry College, 1998) Brian Green (New Mexico State, 1995) Keith Vorhoff (Missouri Valley, 2003)

2008 Record:	44-19
SEC Record (Finish):	(3rd in East, 4th Overall)
Postseason:	1-2 at SEC Tournament; 2-2 at NCAA Ann Arbor Regional (Runner-up)
Final Rankings:	24th Baseball America, 30th Collegiate Baseball, 25th ESPN/USA Today, 23rd NCBWA
Lettermen Returning/Lost:	18/14
Position Starters Returning/Lost:	6/5
Pitchers Returning/Lost:	7/7
Top Returning Position Players:	Sr. INF Chris McClendon (.346, 3 HR, 33 RBI) Jr. OF Keenan Wiley (.327, 2 HR, 38 RBI) So. INF Chris Wade (.296, 5 HR, 51 RBI)

Top Returning Pitchers:	Jr. LH James Paxton (4-2, 2.92) Sr. LH Chris Rusin (6-3, 3.33) So. LH Mike Kaczmarek (1-0, 2.13)
Top Newcomers:	Fr. INF Andy Burns Jr. INF/OF William Campbell Fr. RH Alex Meyer

Series Record vs. LSU:	LSU leads, 37-19-1
2008 Series:	LSU, 3-0 (3-1, 12-5, 9-8 in Lexington)
Paul Mainieri vs. Kentucky:	3-3-1
Gary Henderson vs. LSU:	0-0
Sports Information Contact:	Brent Ingram
Email:	brent.ingram@uky.edu
Office Phone:	(859) 257-3838 (Ext. 8504)
Cell Phone:	(859) 608-6230
Fax:	(859) 323-4310

MISSISSIPPI STATE

Thursday, May 14 at Starkville – 6:30 p.m.
 Friday, May 15 at Starkville – 6:30 p.m.
 Saturday, May 16 at Starkville – 2 p.m.

Location:	Starkville, Miss.
Enrollment:	17,824
Nickname:	Bulldogs
Colors:	Maroon and White
Conference:	Southeastern (Western Division)
President:	Dr. Mark E. Keenum (Mississippi State, 1983)
Athletic Director:	Greg Byrne (Arizona State, 1994)
Home Park (Capacity):	Dudy Noble Field, Polk-DeMent Stadium (15,000)
Dimensions:	LF-330; LC-376; CF-390; RC-374; RF-326
Press Box Phone:	(662) 325-3776
Head Coach:	John Cohen (Mississippi State, 1990)
Record at Mississippi State:	First Year
Career Record:	321-197-1 (.619/9 seasons)
Baseball Office Phone:	(662) 325-3597
Best Time to Contact:	Weekday mornings, CT
Assistant Coaches:	Butch Thompson (Birmingham-Southern, 1992) Lane Burroughs (Mississippi College, 1995)

2008 Record:	23-33
SEC Record (Finish):	9-21 (6th in West, 12th Overall)
Postseason:	N/A
Final Rankings:	Not Ranked
Lettermen Returning/Lost:	20/10
Position Starters Returning/Lost:	8/1
Pitchers Returning/Lost:	10/4
Top Returning Position Players:	Jr. INF Connor Powers (.348, 11 HR, 38 RBI) So. OF Ryan Collins (.345, 3 HR, 23 RBI) Sr. OF Grant Hogue (.321, 13 RBI, 25 SB)

Top Returning Pitchers:	So. RH Michael Busby (1-4, 5.84) Sr. RH Lee Swindle (2-3, 6.37) Jr. RH Greg Houston (0-1, 7.36)
Top Newcomers:	Fr. RH/OF Devin Jones Fr. RH/INF Caleb Reed Fr. LH Nick Routh

Series Record vs. LSU:	Mississippi State leads, 193-162-1
2008 Series:	LSU, 3-0 (15-6, 13-4, 9-6 at Baton Rouge)
Paul Mainieri vs. Mississippi State:	8-3
John Cohen vs. LSU:	6-8-1
Sports Information Contact:	Joe Dier
Email:	JBDier@Athletics.MSState.edu
Office Phone:	(662) 325-8040
Fax:	(662) 325-3600

OLE MISS

Friday, March 27 at Baton Rouge – 7 p.m.
 Saturday, March 28 at Baton Rouge – 3 p.m. (Fox Sports South)
 Sunday, March 29 at Baton Rouge – 1 p.m.

Location:	Oxford, Miss.
Enrollment:	17,601
Nickname:	Rebels
Colors:	Cardinal Red and Navy Blue
Conference:	Southeastern (Western Division)
Chancellor:	Dr. Robert C. Khayat (Ole Miss, 1961)
Athletic Director:	Pete Boone (Ole Miss, 1972)
Home Park (Capacity):	Oxford University Stadium/Swayze Field (5,000)
Dimensions:	LF-330; LC-360; CF-390; RC-360; RF-330
Press Box Phone:	(662) 915-7858
Head Coach:	Mike Bianco (LSU, 1989)
Record at Ole Miss:	321-183-1 (.637/8 seasons)
Career Record:	421-254-1 (.624/11 seasons)
Baseball Office Phone:	(662) 915-6643
Best Time to Contact:	Weekday mornings, CT; through Bill Bunting
Assistant Coaches:	Rob Reinstette (Ohio Dominican, 1999) Carl Lafferty (Ole Miss, 2004) Matt Mossberg (Ole Miss, 2002)

2008 Record:	39-26
SEC Record (Finish):	15-15 (3rd in West, 8th Overall)
Postseason:	3-2 at SEC Tournament (Runner-up); 2-2 at NCAA Coral Gables Regional
Final Rankings:	Not Ranked
Lettermen Returning/Lost:	22/10
Position Starters Returning/Lost:	6/3
Pitchers Returning/Lost:	11/4
Top Returning Position Players:	Sr. OF Logan Power (.329, 9 HR, 51 RBI) So. INF Matt Smith (.283, 14 HR, 40 RBI) Jr. OF Jordan Henry (.292, 1 HR, 24 RBI)

Top Returning Pitchers:	Sr. RH Scott Bittle (7-1, 1.78, 8 SV) Jr. RH Rory McKean (4-1, 3.35) So. RH Jake Morgan (5-0, 3.70)
Top Newcomers:	Fr. INF Matt Snyder Fr. RH Blair Wright Fr. RH Kyle Thornton

Series Record vs. LSU:	LSU leads, 157-136-0
2008 Series:	Ole Miss, 2-1 (2-1, 7-1, 2-8 at Oxford) LSU, 1-0 (8-2 at SEC Tournament)
Paul Mainieri vs. Ole Miss:	4-4
Mike Bianco vs. LSU:	17-16
Sports Information Contact:	Bill Bunting
Email:	wbunting@olemiss.edu
Office Phone:	(662) 915-7522
Home Phone:	(662) 801-0471
Fax:	(662) 915-7006



SEC Opponents/SEC Tournament

SOUTH CAROLINA

Friday, March 20 at Columbia – 6 p.m.
Saturday, March 21 at Columbia – 3 p.m.
Sunday, March 22 at Columbia – 12:30 p.m.

Location:	Columbia, S.C.
Enrollment:	27,065
Nickname:	Gamecocks
Colors:	Garnet and Black
Conference:	Southeastern (Eastern Division)
President:	Dr. Harris Pastides
Athletic Director:	Eric Hyman
Home Park (Capacity):	New Facility; Name TBD (6,400)
Dimensions:	TBD
Press Box Phone:	(803) 777-6648
Head Coach:	Ray Tanner (North Carolina State, 1980)
Record at South Carolina:	540-243 (.690/12 seasons)
Career Record:	935-416-3 (.692/22 seasons)
Baseball Office Phone:	(803) 777-7830
Best Time to Contact:	Weekday mornings, ET
Assistant Coaches:	Chad Holbrook (North Carolina, 1994) Mark Calvi (Nova Southeastern, 1992) Sammy Esposito (North Carolina State, 2003)
2008 Record:	40-23
SEC Record (Finish):	15-15 (5th in East/7th Overall)
Postseason:	I-2 at SEC Tournament; 2-2 at NCAA Raleigh Regional
Final Rankings:	28th Collegiate Baseball; 27th NCBWA
Lettermen Returning/Lost:	16/10
Position Starters Returning/Lost:	4/5
Pitchers Returning/Lost:	12/7
Top Returning Position Players:	So. INF/OF Whit Merrifield (.326, 3 HR, 26 RBI) Sr. INF Andrew Crisp (.296, 2 HR, 23 RBI) So. C Kyle Enders (.260, 5 HR, 25 RBI); Jr. RH Blake Cooper (5-6, 3.94) So. RH Sam Dyson (8-0, 4.09) Sr. RH Curtis Johnson (1-0, 1.83)
Top Returning Pitchers:	Jr. C Justin Dalles Fr. RH Matt Price Jr. LH Grimes Medlin
Series Record vs. LSU:	LSU leads, 26-20-1
2008 Series:	LSU, 3-0 (II-3, II-10, 6-3 at Baton Rouge) LSU, I-0 (5-4 at SEC Tournament)
Paul Mainieri vs. South Carolina:	5-2
Ray Tanner vs. LSU:	19-18
Sports Information Contact:	Andrew Kitrick
Email:	kitrick@mailbox.sc.edu
Office Phone:	(803) 777-5257
Cell Phone:	(803) 240-4150
Fax:	(803) 777-2967

TENNESSEE

Friday, April 17 at Baton Rouge – 7 p.m.
Saturday, April 18 at Baton Rouge – 3 p.m.
Sunday, April 19 at Baton Rouge – 1 p.m.

Location:	Knoxville, Tenn.
Enrollment:	27,308
Nickname:	Volunteers
Colors:	Orange and White
Conference:	Southeastern (Eastern Division)
President:	Dr. John Petersen (CSU-Los Angeles, 1970)
Athletic Director:	Mike Hamilton (Clemson, 1985)
Home Park (Capacity):	Lindsey Nelson Stadium (TBA, Renovations Ongoing)
Dimensions:	LF-320; LC-360; CF-404; RC-358; RF-330
Press Box Phone:	(865) 974-3376
Head Coach:	Todd Raleigh (Western Carolina, 1991)
Record at Tennessee:	27-29 (.482/1 season)
Career Record:	284-238 (.544/9 seasons)
Baseball Office Phone:	(865) 974-2057
Best Time to Contact:	Weekday mornings, ET
Assistant Coaches:	Bradley LeCroy (Clemson, 2001) Fred Corral (Sacramento State, 1998) Nate Headley (Tennessee, 2005)
2008 Record:	27-29
SEC Record (Finish):	12-18 (6th in East/11th Overall)
Postseason:	N/A
Final Rankings:	Not Ranked
Lettermen Returning/Lost:	17/11
Position Starters Returning/Lost:	6/3
Pitchers Returning/Lost:	10/3
Top Returning Position Players:	So. OF Kentrail Davis (.330, 13 HR, 44 RBI) Jr. INF Jeff Lockwood (.299, 9 HR, 37 RBI) Sr. INF Cody Brown (.295, 9 HR, 40 RBI) Sr. RH Danny Wiltz (3-2, 2.83, 4 SV) So. LH Bryan Morgado (5-5, 4.59) Sr. RH Ty Relle Davis (2-2, 4.62)
Top Returning Pitchers:	Fr. OF Charley Thurber Fr. RH Clayton Gant Fr. LH Adam Adkins
Series Record vs. LSU:	LSU leads, 43-19-0
2008 Series:	Tennessee, 3-0 (6-5, 7-3, 7-3 at Knoxville)
Paul Mainieri vs. Tennessee:	1-5
Todd Raleigh vs. LSU:	3-0
Sports Information Contact:	Melissa Anderson
Email:	mander38@utk.edu
Office Phone:	(865) 974-4947
Cell Phone:	(314) 368-1995
Fax:	(865) 974-1269

VANDERBILT

NO REGULAR SEASON MEETINGS

Location:	Nashville, Tenn.
Enrollment:	6,584
Nickname:	Commodores
Colors:	Black and Gold
Conference:	Southeastern (Eastern Division)
Chancellor:	Nicholas S. Zeppos (Wisconsin, 1979)
Vice Chancellor (Athletics):	David Williams, II
Home Park (Capacity):	Charles Hawkins Field (3,700)
Dimensions:	LF-310; LC-375; CF-400; RC-375; RF-330
Press Box Phone:	(615) 320-0436
Head Coach:	Tim Corbin (Ohio Wesleyan, 1984)
Record at Vanderbilt:	198-108 (.647/5 seasons)
Career Record:	304-246 (.553/11 seasons)
Baseball Office Phone:	(615) 322-3716
Best Time to Contact:	Weekday Mornings, CT
Assistant Coaches:	Derek Johnson (Eastern Illinois, 1993) Erik Bakich (East Carolina, 2000) Larry Day (Connecticut, 2007)
2008 Record:	41-22
SEC Record (Finish):	14-13 (4th in East/6th Overall)
Postseason:	3-2 at SEC Tournament; I-2 at NCAA Tempe Regional
Final Rankings:	Not Ranked
Lettermen Returning/Lost:	20/11
Position Starters Returning/Lost:	3/6
Pitchers Returning/Lost:	11/3
Top Returning Position Players:	Jr. INF Andrew Giobbi (.332, 3 HR, 42 RBI) So. OF Steven Liddle (.310, 12 2B, 28 RBI) Sr. OF Jonathan White (.286, 2 HR, 11 SB) Jr. LH Mike Minor (7-3, 4.28) So. RH Russell Brewer (4-3, 3.52, 8 SV) So. RH Caleb Cotham (7-6, 4.50)
Top Returning Pitchers:	Fr. RH Jack Armstrong Fr. OF Matt Marquis Fr. INF Joe Loftus
Top Newcomers:	LSU leads, 48-30-0
Series Record vs. LSU:	No regular season meetings; LSU, I-0 (8-2 at SEC Tournament)
2008 Series:	2-3
Paul Mainieri vs. Vanderbilt:	9-7
Tim Corbin vs. LSU:	Thomas Samuel
Sports Information Contact:	Thomas.samuel@vanderbilt.edu
Email:	(615) 343-0020
Office Phone:	(615) 512-6303
Cell Phone:	(615) 343-7064
Fax:	



SOUTHEASTERN CONFERENCE MEDIA RELATIONS

2201 Richard Arrington Blvd. North
Birmingham, AL 35203-1103

Phone:	205.458.3010
Fax:	205.458.3030
Baseball Contact:	Chuck Dunlap (cdunlap@sec.org)

2009 SEC TOURNAMENT

May 20-24 • Regions Park • Hoover, Ala.

The Southeastern Conference Baseball Tournament returns for a 12th straight year to Regions Park in the south Birmingham city of Hoover, Ala. Regions Park serves as home of the Double-A Birmingham Barons (Chicago White Sox) of the Southern League. The stadium also serves as a home field to the nationally renowned Hoover Buccaneer high school football program.

The SEC Tournament will follow an eight-team double elimination tournament that is modeled after the College World Series. The tournament field includes the top teams from the SEC's Eastern and Western Divisions plus six at-large bids based on conference winning percentage. The eight teams are seeded I-8 with the two divisional champions guaranteed of the top two seeds. Last season, LSU defeated Ole Miss to claim its first SEC Tournament title since 2000.

Located eight miles south of Birmingham, Regions Park is regarded by many sports experts as one of the best of its kind in the nation. It seats 10,800 for baseball, but can accommodate over 16,000 when the patio, banquet and side grassy areas are used. The stadium also houses 12 suites and state-of-the-art dressing and training rooms. Wireless internet access was added in 2004, concourse and signage renovation was done in 2005 and a second-level press box expansion, new stadium seating and an exterior facelift in 2007 completed a \$4.5 million renovation project. A new video scoreboard was added for 2008.

The 2008 SEC Baseball Tournament drew 124,139 fans, the second-largest attendance figure in tournament history. Five times time in the last seven years the tournament has surpassed the six-digit mark in total attendance. The 2002 SEC Baseball Tournament total attendance of 124,440 was the largest total in tourney annals.

The SEC athletic directors recently decided to extend the SEC's contract to hold the baseball tournament at Regions Park. The Southeastern Conference will keep its baseball tournament in suburban Birmingham through 2011 with the newly signed deal.

LSU has played in the SEC Tournament title game in four of the past nine seasons. The Tigers have won seven tournament titles (1986, '90, '92, '93, '94, 2000 and 2008) and finished as runners-up on six occasions (1987, '91, '95, '97, 2001 and 2003).

CENTENARY

Tuesday, May 12 at Baton Rouge - 6:30 p.m.

Location:	Shreveport, La.
Enrollment:	1,014
Nickname:	Gents
Colors:	Maroon and White
Conference:	The Summit League
President:	Dr. Kenneth L. Schwab (Purdue, 1969)
Athletic Director:	Dr. Thomas G. Tallach (Centenary, 1993)
Home Park (Capacity):	Shehee Stadium (1,400)
Dimensions:	LF-342; CF-388; RF-342
Press Box Phone:	(318) 869-5095
Head Coach:	Ed McCann (Southeast Oklahoma State, 1977)
Record at Centenary:	230-327-2 (.411/10 years)
Career Record:	Same
Baseball Office Phone:	(218) 869-5095
Best Time to Contact:	Weekday mornings, CT
Assistant Coaches:	Mike Diaz Pat Holmes Jeff Poulin
2008 Record:	30-25
Summit Record:	13-16
Post Season:	0-2 Summit League Championships
Final Rankings:	None
Top Returning Position Players:	INF Tim Deering (.318, 0 HR, 20 RBI) INF Ricky Imperiali (.293, 2 HR, 41 RBI) OF Steele Lewis (.303, 2 HR, 35 RBI)
Top Returning Pitchers:	Justin Kraft (9-4, 3.42) Dakota Robinson (5-3, 5.27) Boone Whiting (2-1, 1.53) Fr. RHP Jacob Lugo Fr. C Allen Degges
Top Newcomers:	LSU leads, 29-8-1 LSU 1-0 (6-0 at Baton Rouge)
Series Record vs. LSU:	2-0
2008 Series:	1-8
Paul Mainieri vs. Centenary:	
Ed McCann vs. LSU:	
Sports Information Contact:	Tony Black
E-mail:	ablack@centenary.edu
Office Phone:	(318) 841-7260
Cell Phone:	(318) 751-3380
Fax:	(318) 869-5128

CENTRAL FLORIDA

Friday, February 27 at Baton Rouge - 7 p.m. (Cox Sports Television)

Saturday, February 28 at Baton Rouge- 2 p.m.

Sunday, March 1 at Baton Rouge - 1 p.m.

Location:	Orlando, Fla.
Enrollment:	50,000
Nickname:	Knights
Colors:	Black and Gold
Conference:	Conference USA
President:	Dr. John C. Hitt
Athletic Director:	Keith R. Tribble
Home Park (Capacity):	Jay Bergman Field (2,230)
Dimensions:	LF-320; LC-360; CF-390; RC-360; RF-320
Press Box Phone:	N/A
Head Coach:	Terry Rooney (Radford, 1996)
Record at UCF:	0-0 (First Year)
Career Record:	0-0 (First Year)
Baseball Office Phone:	(407) 823-0140
Best Time to Contact:	Through SID
Assistant Coaches:	Cliff Godwin Jeff Palumbo Aaron Smith
2008 Record:	31-27
Conference USA Record (Finish):	8-16 (7th)
Post Season:	None
Final Rankings:	Not Ranked
Lettermen Returning/Lost:	18/9
Position Starters Returning/Lost:	6/4
Pitchers Returning/Lost:	11/5
Top Returning Position Players:	Jr. INF/C Shane Brown (.367, 9 HR, 49 RBI) Sr. C Brandon Romans (.329, 2 HR, 13 RBI) Sr. OF Colin Arnold (.325, 1 HR, 37 RBI)
Top Returning Pitchers:	Sr. RH Justin Weiss (2-1, 3.41) So. RH Cody Allen (2-1, 4.58) Jr. RH Austin Hudson (3-2, 5.06)
Top Newcomers:	Fr. INF D.J. Hicks Fr. OF B.J. Zimmerman Fr. RHP Anthony Figliolia
Series Record vs. LSU:	LSU leads, 13-4
2008 Series:	None
Paul Mainieri vs. UCF:	5-2
Terry Rooney vs. LSU:	0-0
Sports Information Contact:	Brian Ormiston
E-mail:	bormiston@athletics.ucf.edu
Office Phone:	(407) 823-2409
Cell Phone:	(407) 920-1233

GRAMBLING

Wednesday, April 8 at Baton Rouge - 6:30 p.m.

Location:	Grambling, La.
Enrollment:	5,067
Nickname:	Tigers
Colors:	Black and Gold
Conference:	Southwestern Athletic Conference
President:	Dr. Horace A. Judson
Athletic Director:	Troy Mathieu
Home Park (Capacity):	Tiger Field (3,000)
Dimensions:	LF-330; CF-400; RF-335
Press Box Phone:	TBA
Head Coach:	Barrett Rey
Best Time to Contact:	Weekday mornings, CT
Assitant Coach:	Olen Parker
2008 Record:	21-27
SWAC Record (Finish):	15-9 (3rd)
Post Season:	None
Final Rankings:	Not Ranked
Series Record vs. LSU:	LSU: 0-0, First Meeting
2008 Series:	None
Paul Mainieri vs. Grambling:	0-0
Barrett Rey vs. LSU:	0-0
Sports Information Contact:	Ryan McGinty
E-mail:	mcgintyr@gram.edu
Office Phone:	(318) 274-6562
Fax:	(318) 274-2761

HARVARD

Tuesday, March 24 at Baton Rouge - 6:30 p.m. (Cox Sports Television)

Wednesday March 25 at Baton Rouge - 6:30 p.m.

Location:	Cambridge, Mass.
Enrollment:	6,704
Nickname:	Crimson
Colors:	Crimson, Black and White
Conference:	Ivy League
President:	Drew Gilpin Faust
Athletic Director:	Robert L. Scalise
Home Park (Capacity):	O'Donnell Field (2,500)
Dimensions:	LF-340; LC-370; CF-400; RC-370; RF-340
Head Coach:	Joe Walsh (Suffolk, 1976)
Record at Harvard:	296-268-2 (.518/13 years)
Career Record:	515-435-3 (.542/27 years)
Baseball Office Phone:	(617) 495-2629
Best Time to Contact:	Weekday mornings, ET
Assistant Coaches:	Tom LoRicca Gary Donovan
2008 Record:	10-30
Ivy League Record:	8-12
Post Season:	None
Final Rankings:	Not Ranked
Lettermen Returning/Lost:	18/15
Position Starters Returning/Lost:	4/4
Pitchers Returning/Lost:	11/6
Top Returning Position Players:	Sr. UT Taylor Meehan (.330, 2 HR, 13 RBI) So. OF Dillon O'Neill (.304, 1 HR, 11 RBI) So. UT Sean O'Hara (.297, 1 HR, 12 RBI)
Top Returning Pitchers:	So. RH Daniel Berardo (2-0, 4.38) So. RH Anthony Nutter (1-2, 5.86) Jr. RH Dan Zailskas (0-3, 5.97)
Series Record vs. LSU:	0-0, First Meeting
2008 Series:	None
Paul Mainieri vs. Harvard:	0-0
Joe Walsh vs. LSU:	0-0
Sports Information Contact:	Kurt Svoboda
E-mail:	ksvoboda@fas.harvard.edu
Office Phone:	(617) 495-2206
Fax:	(617) 495-2130



The LSU Bat Girls assist the umpires at each of the Tigers' home games.

INTRO

THIS IS LSU

PREVIEW

TIGERS

COACHES

REVIEW

HISTORY

RECORDS

LSU

Non-Conference Opponents

INTRO

THIS IS LSU

PREVIEW

TIGERS

COACHES

REVIEW

HISTORY

RECORDS

LSU

ILLINOIS

Friday, March 6 at Baton Rouge - 7 p.m.

Saturday, March 7 at Baton Rouge - 2 p.m.

Sunday, March 8 at Baton Rouge - 1 p.m.

Location:	Champaign, Ill.
Enrollment:	42,326
Nickname:	Fighting Illini
Colors:	Orange and Blue
Conference:	Big Ten
President:	B. Joseph White
Athletic Director:	Ron Guenther
Home Park (Capacity):	Illinois Field (1,500)
Dimensions:	LF-330; LC-370; CF-400; RC-370; RF-330
Press Box Phone:	(217) 333-1227
Head Coach:	Dan Hartleb (Southern Illinois, 1989)
Record at Illinois:	91-81 (.529/three years)
Career Record:	Same
Baseball Office Phone:	(217) 333-8605
Best Time to Contact:	Weekday mornings, CT
Assistant Coaches:	Eric Snider Ken Westray
2008 Record:	31-25
Big Ten Record (Finish):	16-15 (4th)
Post Season:	Big Ten Tournament, 1-2
Final Rankings:	Not Ranked
Lettermen Returning/Lost:	20/6
Position Starters Returning/Lost:	6/3
Pitchers Returning/Lost:	10/1
Top Returning Position Players:	Jr. SS Brandon Winkoff (.369, 1 HR, 61 RBI) Sr. 2B Joe Bonadonna (.356, 1 HR, 34 RBI) So. LF Casey McMurray (.331, 0 HR, 24 RBI)
Top Returning Pitchers:	Sr. RH Ben Reaser (3-2, 4.04) Jr. RH Mike Sterk (2-1, 4.88) Jr. RH Kevin Manson (8-2, 5.42)
Top Newcomers:	Fr. LHP Corey Kimes Jr. RHP John Anderson Fr. SS Josh Parr
Series Record vs. LSU:	LSU leads, 10-7-2
2008 Series:	None
Paul Mainieri vs. Illinois:	5-1
Dan Hartleb vs. LSU:	0-0
Sports Information Contact:	Ben Taylor
E-mail:	bktaylor@illinois.edu
Office Phone:	(217) 244-5045
Cell Phone:	(217) 714-3555
Fax:	(217) 333-5540

LOUISIANA-LAFAYETTE

Wednesday, March 11 at Baton Rouge - 6:30 p.m.

Wednesday, April 22 at Metairie, La (Zephyr Field) - 7 p.m.

Location:	Lafayette, La.
Enrollment:	15,081
Nickname:	Ragin' Cajuns
Colors:	Vermillion and White
Conference:	Sun Belt (West Division)
President:	Dr. E. Joseph Savoie
Athletic Director:	David Walker
Home Park (Capacity):	M.L. "Tigue" Moore Field (3,500)
Dimensions:	LF-330; CF-400; RF-330
Press Box Phone:	(337) 482-6331
Head Coach:	Tony Robichaux (McNeese State, 1986)
Record at ULL:	512-330 (.608/14 years)
Career Record:	756-480 (.611/21 years)
Baseball Office Phone:	(337) 482-6189
Best Time to Contact:	Weekday mornings, CT
Assistant Coaches:	Anthony Babineaux (Louisiana-Lafayette, 1995) Mike Trahan (McNeese St., 2002)
2008 Record:	30-29
Sun Belt Record (Finish):	16-14 (T-5th)
Post Season:	None
Final Rankings:	Not Ranked
Lettermen Returning/Lost:	22/12
Position Starters Returning/Lost:	6/3
Pitchers Returning/Lost:	7/5
Top Returning Position Players:	Sr. C/IB Scott Hawkins (.306, 11HR, 40 RBI) So. OF Matt Goulas (.288, 7 HR, 31 RBI) Jr. C/IB Chance Harst (.266, 9 HR, 24 RBI)
Top Returning Pitchers:	So. RH Michael Cook (5-5, 4.79) Jr. RH Justin Robichaux (3-0, 2.30)
Top Newcomers:	Jr. LHP Taylor Hubbell Fr. RHP Matthew Lackie Fr. OF Les Smith
Series Record vs. LSU:	LSU leads, 44-21
2008 Series:	LSU 1-0 (5-3 at Baton Rouge)
Paul Mainieri vs. ULL:	1-0
Tony Robichaux vs. LSU:	11-17
Sports Information Contact:	John L. Strawn
E-mail:	jstrawn@louisiana.edu
Office Phone:	(337) 482-6332
Fax:	(337) 482-6529

MCNEESE STATE

Wednesday, March 18 at Baton Rouge - 6:30 p.m.

Location:	Lake Charles, LA
Enrollment:	8,246
Nickname:	Cowboys
Colors:	Blue and Gold
Conference:	Southland
President:	Dr. Robert Hebert
Athletic Director:	Tommy McClelland
Home Park (Capacity):	Cowboy Diamond (2,000)
Dimensions:	LF-330; LC-375; CF-400; RC-375; RF-330
Press Box Phone:	(337) 475-8007
Head Coach:	Terry Burrows (McNeese, 1990)
Record at McNeese:	13-42 (.236/1 year)
Career Record:	Same
Baseball Office Phone:	(337) 475-5482
Best Time to Contact:	Weekday mornings, CT
Assistant Coaches:	Clay Van Hook (Texas, 2008) Bubbs Merrill (Arkansas, 2004)
2008 Record:	13-42
Southland Record:	7-23
Post Season:	None
Final Rankings:	Not Ranked
Lettermen Returning/Lost:	24/8
Position Starters Returning/Lost:	7/2
Pitchers Returning/Lost:	4/0
Top Returning Position Players:	Jr. C Taylor Freeman (.372, 8 HR, 52 RBI) Sr. INF Shon Landry (.299, 5HR, 35 RBI) Sr. OF Sam Merrill (.228, 0 HR, 18 RBI)
Top Returning Pitchers:	Jr. LH Taylor Davis (3-9, 5.42) Sr. RH Scott Holstein (2-7, 8.87) Sr. LH Michael Robbins (1-4, 7.14)
Top Newcomers:	Fr. INF Josh Lebert Jr. RHP Daniel Martin Jr. INF Steven Irvine
Series Record vs. LSU:	LSU leads, 21-9
2008 Series:	LSU 1-0, (6-0 at Baton Rouge)
Paul Mainieri vs. McNeese St.:	2-0
Terry Burrows vs. LSU:	0-1
Sports Information Contact:	Louis Bonnette
E-mail:	lbbonnette@mcneese.edu
Office Phone:	(337) 475-5207
Fax:	(337) 475-5202

MISSISSIPPI VALLEY STATE

Wednesday, March 4 at Baton Rouge - 6:30 p.m.

Location:	Itta Bena, Miss.
Enrollment:	3,162
Nickname:	Delta Devils
Colors:	Forest Green, White and Red
Conference:	Southwestern Athletic
Athletic Director:	Lonza Hardy, Jr.
Home Park (Capacity):	Delta Devils Baseball Field
Head Coach:	Doug Shanks
Baseball Office Phone:	(662) 254-3834
Best Time to Contact:	Through SID Office
Assistant Coach:	Aaron Stevens
2008 Record:	18-25
Southwestern Athletic Record (Finish):	13-10
Post Season:	1-2 in Southwestern Athletic Tournament
Final Rankings:	Not Ranked
Series Record vs. LSU:	LSU leads, 2-0
2008 Series:	LSU 1-0 (9-1 at Baton Rouge)
Paul Mainieri vs. MVSU:	2-0
Doug Shanks vs. LSU:	0-1
Sports Information Contact:	Roderick Mosley
E-mail:	rwmosley@yahoo.com
Office Phone:	(662) 254-3011
Fax:	(662) 254-3552



The Tigers posted a 27-8 record against non-conference opponents in 2008.

NEW ORLEANS

Tuesday, March 3 at New Orleans - 6:30 p.m.

Tuesday, April 14 at Baton Rouge - 6:30 p.m. (Cox Sports Television)

Location:	New Orleans, La.
Enrollment:	11,392
Nickname:	Privateers
Colors:	Royal Blue and Silver
Conference:	Sun Belt
President:	Dr. Timothy Ryan (UNO, 1971)
Athletic Director:	James W. "Jim" Miller (Kentucky, 1970)
Home Park (Capacity):	Maestri Field at Privateer Park (4,200)
Dimensions:	LF-330; LC-370; CF-405; RC-370; RF-330
Press Box Phone:	TBA
Head Coach:	Tom Walter (Georgetown, 1991)
Record at UNO:	131-114 (.534/4 years)
Career Record:	406-298 (.567/12 years)
Baseball Office Phone:	(504) 280-7021
Best Time to Contact:	Through Media Relations Office
Assistant Coaches:	Bruce Peddie (Mansfield, 1987) Kirk Bullinger (Southeastern Louisiana, 1992) Jason Walck (Shepherd, 2002)
2008 Record:	43-21
Sun Belt Record (Finish):	18-11 (2nd in Sun Belt)
Post Season:	4-2 in Sun Belt Tournament (2nd); 1-2 in NCAA Regional (Baton Rouge, La.) (3rd)
Final Rankings:	Not Ranked
Top Returning Position Players:	Jr. INF/OF Nick Schwaner (.339, 12 HR, 58 RBI) Jr. INF Alan Harris (.329, 3 HR, 21 RBI) Jr. OF Ryan Eden (.285, 2 HR, 28 RBI) So. RH Corey Myers (2-0, 5.56) Jr. RH Jim McGonigle (2-2, 5.52) Sr. RH David Burch (2-1, 7.18)
Top Returning Pitchers:	
Top Newcomers:	Fr. INF Kevin Berry Jr. RHP Andrew Velez Fr. OF Rodarrick Jones
Series Record vs. LSU:	LSU leads, 49-33
2008 Series:	UNO, 2-1 (8-6 at Baton Rouge, 6-5 at New Orleans, 6-7 (15) at Metairie)
Paul Mainieri vs. UNO:	5-9
Tom Walter vs. LSU:	3-6
Sports Information Contact:	Rob Broussard
E-mail:	rbroussl@uno.edu
Office Phone:	(504) 280-7027
Cell Phone:	(504) 628-3895
Fax:	(504) 280-7240

NICHOLLS STATE

Wednesday, April 15 at Baton Rouge - 6:30 p.m.

Location:	Thibodaux, La.
Enrollment:	6,814
Nickname:	Colonels
Colors:	Red and Gray
Conference:	Southland
President:	Dr. Stephen T. Hulbert (Worcester State)
Athletic Director:	Rob Bernardi (Cal-State Northridge, 1983)
Home Park (Capacity):	Raymond E. Didier Field (1,000)
Dimensions:	LF-331; LC-365; CF-401; RC-365; RF-331
Press Box Phone:	(985) 448-4834
Head Coach:	James "Chip" Durham (Arkansas-Monticello, 1994)
Record at Nicholls State:	33-129 (.213/4 years)
Career Record:	Same
Baseball Office Phone:	(985) 448-4808
Best Time to Contact:	Weekday mornings, CT
Assistant Coaches:	Seth Thibodeaux (William Carey, 2003) Chris Prothro and Ricky Newman
2008 Record:	10-44
Southland Record (Finish):	5-25
Post Season:	None
Final Rankings:	Not Ranked
Lettermen Returning/Lost:	14/25
Position Starters Returning/Lost:	1/7
Pitchers Returning/Lost:	9/11
Top Returning Position Players:	So. IB Kevin Persick (.352, 1 HR, 8 RBI) Jr. 2B Keith Kulbeth (.281, 1 HR, 23 RBI)
Top Returning Pitchers:	Sr. RH Lance Dupuis (0-4, 5.11) Sr. RH Lance Guidroz (0-3, 5.20) So. RH Seth Webster (1-6, 5.82)
Top Newcomers:	Fr. LHP Brad Delatte Jr. 3B Josh LaBiche Jr. SS Steven Gauthier
Series Record vs. LSU:	LSU leads, 44-21
2008 Series:	LSU 1-0 (11-2 at Baton Rouge)
Paul Mainieri vs. Nicholls State:	2-0
James "Chip" Durham vs. LSU:	0-6
Sports Information Contact:	Elizabeth Ballard
E-mail:	Elizabeth.ballard@nicholls.edu
Office Phone:	(985) 448-4282
Cell Phone:	(985) 859-3295
Fax:	(985) 448-4490

NORTHWESTERN STATE

Tuesday, March 17 at Baton Rouge - 6:30 p.m.

Location:	Natchitoches, La.
Enrollment:	9,111
Nickname:	Demons
Colors:	Purple and White with Orange Trim
Conference:	Southland
President:	Dr. Randall J. Webb
Athletic Director:	Greg Burke
Home Park (Capacity):	Brown-Stroud Field (1,200)
Dimensions:	LF-330; LC-375; CF-405; RC-375; RF-330
Press Box Phone:	(318) 357-4606
Head Coach:	J.P. Davis (Memphis, 1994)
Record at Northwestern State:	28-28 (.500/1 year)
Career Record:	Same
Baseball Office Phone:	(318) 357-4139
Best Time to Contact:	Weekday Mornings, CT
Assistant Coaches:	Jeff McCannon (Arizona, 1997) Bobby Barbier Kelly Spann
2008 Record:	28-28
Southland Record (Finish):	17-12 (5th)
Final Rankings:	Not Ranked
Post Season:	0-2 in SLC Tournament
Lettermen Returning/Lost:	15/15
Position Starters Returning/Lost:	4/3
Starting Pitchers Returning/Lost:	5/0
Top Returning Position Players:	Sr. INF Joe Urtusastegui (.253, 2 HR, 26 RBI) Sr. OF Justin O'Neal (.340, 4 HR, 39 RBI) Jr. INF/OF Chase Lyles (.282, 4 HR, 28 RBI)
Top Returning Pitchers:	Sr. RH Heath Hennigan (3-4, 3.98) Sr. RH Jimmy Heard (7-5, 3.82) Sr. RH Clayton Cooper (5-4, 4.25)
Top Newcomers:	Jr. OF Tyler Baisley Jr. INF Trent Grondin Fr. DH Colin Bear
Series Record vs. LSU:	LSU leads 47-10
2008 Series:	LSU, 1-0 (10-3 at Baton Rouge)
Paul Mainieri vs. Northwestern State:	2-0
J.P. Davis vs. LSU:	0-1
Sports Information Contact:	Matthew Bonnette
E-mail:	bonnettem@nsula.edu
Office Phone:	(318) 357-6467
Cell Phone:	(318) 663-5701
Fax:	(318) 357-4515

SOUTHEASTERN LOUISIANA

Tuesday, March 10 at Hammond - 6 p.m.

Tuesday, April 21 at Baton Rouge - 6:30 p.m.

Location:	Hammond, La.
Enrollment:	14,727
Nickname:	Lions
Colors:	Green and Gold
Conference:	Southland
President:	Dr. John L. Crain
Athletic Director:	Dr. Joel Erdman
Home Park (Capacity):	Pat Kenelly Diamond Alumni Field (2,500)
Dimensions:	LF-320; LC-365; CF-400; RC-365; RF-320
Press Box Phone:	(985) 549-2431
Head Coach:	Jay Artigues (Belhaven, 1992)
Record at SLU:	86-80 (.518/two years)
Career Record:	Same
Baseball Office Phone:	(985) 549-3566
Best Time to Contact:	Weekday mornings, CT
Assistant Coaches:	Justin Hill Matt Riser Jordan Rogers
2008 Record:	32-27
Southland Record (Finish):	15-15 (3rd in East)
Post Season:	None
Final Rankings:	Not Ranked
Lettermen Returning/Lost:	17/18
Position Starters Returning/Lost:	6/3
Pitchers Returning/Lost:	9/9
Top Returning Position Players:	Sr. SS Ty Summerlin (.342, 8 HR, 60 RBI) So. OF Cass Hargis (.333, 5 HR, 45 RBI) Sr. OF/DH Brandon Street (.330, 4 HR, 43 RBI)
Top Returning Pitchers:	Sr. RH Chris Cappel (1-2, 4.31) Sr. RH Ryan Collins (8-3, 3.11) So. RH Brandon Efferson (3-3, 8.10)
Top Newcomers:	Jr. IB/DH Joe Sparacino Jr. LHP Shawn Herring Jr. OF Josh Dabbs
Series Record vs. LSU:	LSU leads, 57-17
2008 Series:	SLU, 1-0 (6-3 at Baton Rouge)
Paul Mainieri vs. SLU:	1-1
Jay Artigues vs. LSU:	1-2
Sports Information Contact:	Charlie Gillingham
E-mail:	charlie.gillingham@selu.edu
Office Phone:	(985) 549-3774
Cell Phone:	(985) 507-1891
Fax:	(985) 549-3773

INTRO

THIS IS LSU

PREVIEW

TIGERS

COACHES

REVIEW

HISTORY

RECORDS

LSU



INTRO

THIS IS LSU

PREVIEW

TIGERS

COACHES

REVIEW

HISTORY

RECORDS

LSU

SOUTHERN

Wednesday, February 25 at Baton Rouge (Alex Box Stadium) - 6:30 p.m.

Location:	Baton Rouge, La.
Enrollment:	9,803
Nickname:	Jaguars
Colors:	Columbia Blue and Gold
Conference:	Southwestern Athletic
President:	Dr. Edward Jackson
Athletic Director:	Greg LaFleur
Home Park (Capacity):	Lee-Hines Field (600)
Dimensions:	LF-330; LC-375; CF-40; RC-375; RF-330
Press Box Phone:	N/A
Head Coach:	Roger Cador (Southern, 1975)
Record at Southern:	713-383-1 (.650/24 years)
Career Record:	Same
Baseball Office Phone:	(225) 771-2513
Best Time to Contact:	Weekday mornings, CT
Assistant Coaches:	Fernando Puebla (Southern, 2003) Calvin Beal (Southern, 1983) Russell Revere Jon Bolton
2008 Record:	28-18
Southwestern Athletic Record:	18-6
Final Rankings:	Not Ranked
Series Record vs. LSU:	LSU, 43-2
2008 Series:	LSU 2-0 (6-1 at Alex Box Stadium in Baton Rouge) (8-3 at Lee-Hinds Field in Baton Rouge)
Paul Mainieri vs. Southern:	3-0
Roger Cador vs. LSU:	2-41
Sports Information Contact:	Kevin Manns
E-mail:	kmans@subr.edu
Office Phone:	(225) 271-2601
Fax:	(225) 771-2896

TULANE

Tuesday, March 31 at New Orleans - 6 p.m.

Tuesday, April 28 at Baton Rouge - 6:30 p.m. (Cox Sports Television)

Location:	New Orleans, La.
Enrollment:	11,157
Nickname:	Green Wave
Colors:	Olive Green and Sky Blue
Conference:	Conference USA
President:	Dr. Scott Cowen (Connecticut, 1968)
Athletic Director:	Rick Dickson (Tulsa, 1976)
Home Park (Capacity):	Turchin Stadium (5,000)
Dimensions:	LF-325; LC-370; CF-400; RC-370; RF-325
Press Box Phone:	(504) 862-8224
Head Coach:	Rick Jones (UNC-Wilmington, 1975)
Record at Tulane:	639-306-2 (.674/16 years)
Career Record:	915-395-3 (.696/23 years)
Baseball Office Phone:	(504) 862-8239
Best Time to Contact:	Weekday mornings, CT through Colleen LeMasters
Assistant Coaches:	Chad Sutter (Tulane, 1999) Jack Cressend (Tulane, 2008) Billy Mohl (Tulane, 2007)
2008 Record:	39-22-1
C-USA Record (Finish):	13-9-1 (7th in C-USA)
Post Season:	I-2 in C-USA Tournament (5th); 3-2 in NCAA Regional (Tallahassee, Fla.) (2nd)
Final Rankings:	Not Ranked
Lettermen Returning/Lost:	24/12
Position Starters Returning/Lost:	6/3
Pitchers Returning/Lost:	11/3
Top Returning Position Players:	Sr. INF Seth Henry (.319, 7 HR, 54 RBI) Sr. C Jared Dyer (.303, 6 HR, 39 RBI) So. INF Rob Segedin (.322, 6 HR, 59 RBI) Jr. LH Matt Petition (7-1, 2.73) Sr. RH Jonathan Garrett (3-3, 5.74) Jr. RH Taylor Rogers (3-1, 4.11)
Top Returning Pitchers:	Fr. RHP Ryan Doiron Fr. RHP Ross Hardy Fr. INF Evan Mistich
Top Newcomers:	LSU leads, 160-123-3
Series Record vs. LSU:	LSU, 2-0 (7-5 at Baton Rouge, 8-4 at New Orleans)
2008 Series:	4-2
Paul Mainieri vs. Tulane:	18-19
Rick Jones vs. LSU:	Same
Sports Information Contact:	Colleen LeMasters
E-mail:	clemaste@tulane.edu
Office Phone:	(504) 314-7232
Cell Phone:	(504) 390-6772
Fax:	(504) 865-5512

VILLANOVA

Friday, February 20 at Baton Rouge - 7 p.m. (Cox Sports Television)

Saturday, February 21 at Baton Rouge - 2 p.m.

Sunday, February 22 at Baton Rouge - 12 p.m.

Location:	Villanova, Pa.
Enrollment:	6,240
Nickname:	Wildcats
Colors:	Blue and White
Conference:	Big East
President:	Rev. Peter M. Donohue O.S.A
Athletic Director:	Vince Nicastro
Home Park (Capacity):	Villanova Ballpark at Plymouth (750)
Dimensions:	LF-330; LC-370; CF-405; RC-370; RF-330
Press Box Phone:	(860) 490-6398
Head Coach:	Joe Godri (Pittsburgh, 1990; New Mexico St., 1996)
Record at Villanova:	189-176-3 (.518/seven years)
Career Record:	Same
Baseball Office Phone:	(610) 519-4122
Best Time to Contact:	Weekday mornings, ET
Assistant Coaches:	Jim Carone Rod Johnson Chris Madonna
2008 Record:	30-28
Big East Record (Finish):	12-15 (8th)
Post Season:	None
Final Rankings:	Not Ranked
Lettermen Returning/Lost:	19/15
Position Starters Returning/Lost:	4/4
Pitchers Returning/Lost:	8/7
Top Returning Position Players:	Sr. C Wesley Borden (.270, 5 HR, 22 RBI) Sr. CF Joe Cotter (.300, 5 HR, 29 RBI) So. INF Dain Hall (.292, 1 HR, 21 RBI) Sr. LH Mike Francisco (0-0, 2.70) Sr. RH Josh Eidell (4-6, 4.63) So. RH Chris Pack (4-3, 5.17)
Top Returning Pitchers:	Fr. SS Marlon Calibi Fr. INF Kevin Stephens Fr. LHP Kyle Helisek
Top Newcomers:	0-0, First Meeting
Series Record vs. LSU:	None
2008 Series:	25-5-1
Paul Mainieri vs. Villanova:	0-0
Joe Gordi vs. LSU:	0-0
Sports Information Contact:	David Berman
E-mail:	david.berman@villanova.edu
Office Phone:	(610) 519-4122
Cell Phone:	(860) 490-6398
Fax:	(610) 519-7323

**2009 NCAA TOURNAMENT**

Regional Tournaments: May 29-June 1 (sites TBA)

Super Regional Series: June 5-7/6-8 (sites TBA)

College World Series: June 13-23/24 (Rosenblatt Stadium - Omaha, Neb.)

The 2009 NCAA Tournament will feature a 64-team field for the 11th straight year, as the tournament was expanded from 48 to 64 participants in 1999. The teams selected for the tournament will be placed in 16 four-team NCAA Regional brackets at campus sites across the country May 29-June 1.

The brackets are set up like the NCAA basketball tournament, with the top eight teams in the country earning "National Seeds." The brackets will be used to determine Super Regional pairings as well as the two brackets for the College World Series.

The 16 winners of the Regionals advance to the Super Regionals, where teams will be matched up for best-of-three series at eight sites June 5-7 and June 6-8. The eight winners of the Super Regionals advance to the College World Series June 13-24 at Omaha's Rosenblatt Stadium, marking the 60th series that will take place in the venerable facility.

The eight CWS teams compete in two four-team brackets. From 1988-2002, the bracket champions met in a single game to determine the national champion; however, the bracket champions now meet in a best two-of-three playoff to determine the national champion.

LSU has made 14 CWS appearances, winning the national championship five times. LSU is one of only 10 schools to have earned at least 14 CWS berths.



Buzzy Haydel was the host of "The Buzz from Omaha," a series of reports for LSU sports.net from the 2008 CWS.



47
Ben Alsup
RH Pitcher
6-3, 161, R-R, So., IL
Ruston, La. (Ruston HS)

A highly-recruited pitching prospect from Louisiana who should see action out of the bullpen this season ... a hard-throwing athletic pitcher with a tall frame and a loose arm ... offered football scholarships from numerous colleges to play quarterback.

2008 Season

Made five relief appearances as a true freshman, posting no decisions and a 6.75 ERA in 5.1 innings ... first career collegiate appearance came on February 26 versus Southern, as he allowed one run on two hits in one inning ... fired a shutout relief inning versus Duquesne (Feb. 29) with no walks and two strikeouts ... worked another shutout inning against Duquesne on March 2 with no walk and one strikeout.

High School

A two-sport athlete at Ruston High School ... a three-year letterwinner as a pitcher, shortstop and outfielder ... a Rawlings High School All-American in 2007 ... named an all-state pitcher after compiling a 7-3 record with a 2.91 ERA ... named to the all-district first team, and was invited to the East Coast Professional Showcase ... led Ruston High School with a .416 batting average, five homers and 41 RBI in 2007... was 5-3 with a 3.51 ERA and 55 strikeouts in 54 innings in 2006 ... a 2006 first-team all-district baseball selection ... coached by Toby White ... also played quarterback for Ruston High School ... earned 2005 honorable mention all-state honors in football ... named the district I-5A offensive MVP as a quarterback.

Personal

Full name is Benjamin Pearce Alsup ... parents are Marty and Cary Alsup ... has three older brothers, Daniel, Andrew and Timothy ... brother Andrew is a former Louisiana Tech pitcher ... credits his grandfather as having the greatest influence upon his athletic career ... currently undecided on a major at LSU ... born September 9, 1988.

Alsup's LSU Career Statistics

Year	ERA	W	L	App	GS	CG	SHO	CBO	SV	IP	H	R	ER	BB	SO
2008	6.75	0	0	5	0	0	0	0	0	5.1	7	6	4	1	6

Alsup's LSU Career Highs

Innings:	2 vs. Nicholls State (4/15/08)
Strikeouts:	2 twice; last vs. Nicholls State (4/15/08)
Hits Allowed:	3 vs. Stetson (3/9/08)
Runs:	3 vs. Stetson (3/9/08)
Earned Runs:	2 vs. Stetson (3/9/08)
Walks:	1 vs. Southern (2/26/08)



44
Paul Bertuccini
RH Pitcher
5-11, 188, R-R, Jr., 2L
Metairie, La. (Rummel HS)

2008 NCAA Baton Rouge Regional All-Tournament Team

2008 SEC Academic Honor Roll

2006 SEC Freshmen Academic Honor Roll

LSU's top scholar with a 3.7 GPA in management ... talented right-handed pitcher who has emerged as one of the Tigers' top relievers, making a combined 51 appearances over the past two seasons ... redshirted as a true freshman in 2006 ... product of same high school as former LSU catcher Matt Liuzza (2003-06) ... posted a 2.76 ERA in the summer of 2008 as a reliever in the Coastal Plain League, recording three saves in 12 appearances with 16 strikeouts in 16.1 innings and a .179 opponent batting average ... pitched in the summer of 2007 in the New York Collegiate Baseball League, recording a 3-1 record with a 1.14 ERA in eight appearances (four starts); also registered 35 strikeouts and 11 walks in 31.2 innings, and opponents batted just .195 against him.

2008 Season

Rated No. 8 in the SEC with 28 appearances on the season, posting a 2-0 record and a 2.63 ERA in 27.1 innings with two saves, 12 walks and 30 strikeouts ... 1-0 with a 0.93 ERA in SEC regular-season games with two saves, three walks and 11 strikeouts in 9.2 innings (nine appearances) ... worked a combined 0.2 inning in two appearances in the College World Series, allowing no runs on two hits with one strikeout ... named to NCAA Baton Rouge Regional all-tournament team -- fired 1.1 scoreless relief innings to earn win in championship game vs. Southern Miss, striking out all four batters he faced ... fired three shutout innings vs. South Carolina (April 27), allowing one hit with one walk and four strikeouts to earn a save and clinch LSU's series sweep over the Gamecocks ... earned save on March 23 vs. Arkansas - retired the Hogs in order in the ninth with two Ks ... two shutout innings vs. UNO on March 26 - one hit, no walks, two Ks ... earned relief win vs. Alabama (April 6) -- 2.2 scoreless innings, one hit, one BB, three Ks.

2007 Season

Appeared in 23 games as a reliever, posting a 1-2 mark and four saves in 21.2 innings ... recorded a 3.32 ERA, 10 walks, 21 strikeouts and a .238 opponent batting average ... earned save May 6 at third-ranked Arkansas to clinch LSU series win; allowed no runs on one hit in one inning with no walks and one K in 5-3 LSU win ... earned save April 22 at No. 15 Mississippi State to clinch LSU series win; retired the final MSU batter with the bases loaded to preserve a 3-1 Tiger victory ... earned first career LSU victory May 1 versus Southern; worked two relief innings, allowing one earned run on three hits with two Ks ... longest outing of the season came in a 10-inning loss to Tennessee (April 29); allowed one earned run on three hits in three innings with one walk and two strikeouts.

High School

Two-year letterwinner at Rummel High School ... member of two class 5A playoff teams ... coached by David Baudry ... member of the Honor Society.

Personal

Full name is Paul Edward Bertuccini ... parents are Dean and Debbie Bertuccini ... has one older sister, Dana ... lists his mother, Debbie, as the biggest influence on his athletic career ... majoring in management at LSU ... born November 3, 1986.

Bertuccini's LSU Career Statistics

Year	ERA	W	L	App	GS	CG	SHO	CBO	SV	IP	H	R	ER	BB	SO
2007	3.32	1	2	23	0	0	0	0	4	21.2	20	12	8	10	21
2008	2.63	2	0	28	0	0	0	0	2	27.1	18	8	8	12	30
TOTAL	2.94	3	2	51	0	0	0	0	6	49.0	38	20	16	22	51

Bertuccini's LSU Career Highs

Innings:	3 three times; last vs. New Orleans (5/13/08)
Strikeouts:	4 twice; last vs. South Carolina (4/27/08)
Hits Allowed:	4 at Tulane (4/3/07)
Runs:	3 twice; last at Southern Miss (4/9/08)
Earned Runs:	3 twice; last at Southern Miss (4/9/08)
Walks:	3 vs. New Orleans (5/13/08)



24
Daniel Bradshaw
RH Pitcher
6-1, 211, R-R, So., IL
West Monroe, La. (Ouachita Christian HS)

2008 SEC Freshmen Academic Honor Roll

An outstanding pitcher who will contend for a spot in LSU's weekend rotation in 2009 after working mostly as a reliever in '08 ... fastball reaches 91 mph ... also throws a curveball and a changeup, and can throw all three pitches for strikes ... worked 26.1 innings in the Valley League last summer, recording 31 strikeouts and only four walks ... voted to the 2008 SEC Freshmen Academic Honor Roll.

2008 Season

Pitched in 26 games (two starts) for the Tigers, recording a 4-5 mark and a 4.12 ERA in 54.2 innings with 13 walks and 52 strikeouts ... second on the LSU staff with four saves, trailing only All-SEC pitcher Jared Bradford (5) ... pitched very well toward the end of the season, as he was 3-0 with a 2.49 ERA in his last eight appearances, including two starts ... he gave up seven earned runs on 20 hits in his last 25.1 innings with one walk and 22 strikeouts ... starting pitcher in LSU's SEC Tournament championship game win over Ole Miss (May 25); he allowed two runs on five hits in three innings with one strikeout ... earned relief win at Kentucky (May 4) -- 3.1 IP, one hit, no runs, no walks, four strikeouts ... also earned relief win vs. UL-Lafayette



INTRO

THIS IS LSU

PREVIEW

TIGERS

COACHES

REVIEW

HISTORY

RECORDS

LSU

(April 29), working four brilliant shutout innings – three hits, no walks, six Ks ... longest career outing (6.0 IP) in start vs. McNeese State (April 23) -- 0 runs, 1 hit, 0 BB, 6 Ks ... picked up a win and a save during one week in early March - recorded his first career LSU win on March 4 versus Michigan State, firing 1.1 shutout innings with three strikeouts.

High School

A two-time first-team all-state selection while at Ouachita Christian High School ... posted a career record of 33-11 with a 1.51 ERA... named the Louisiana High School Coaches Association Pitcher of the Year in 2007 ... posted a 9-3 record with a 1.22 ERA and 107 strikeouts in 69 innings during his senior season ... also batted .465 with nine homers and 49 RBI ... was 7-1 on the mound as a junior with a 0.80 ERA and 64 strikeouts in 44 innings ... was a member of Ouachita Christian's Class 2A state championship team in 2005 ... coached by Micah Harper ... National Honor Society student with a 4.96 GPA.

Personal

Full name is Daniel Evan Bradshaw ... parents are Charles Jr. and Wendy Bradshaw ... has one older brother, David, who is a senior catcher at Mississippi College ... interests include playing the guitar and golfing ... credits his brother David with teaching him to "always play hard" ... currently undecided on a major at LSU ... born April 11, 1988.

Bradshaw's LSU Career Statistics

Year	ERA	W	L	App	GS	CG	SHO	CBO	SV	IP	H	R	ER	BB	SO
2008	4.12	4	5	26	2	0	0	3	4	54.2	51	30	25	13	52

Bradshaw's LSU Career Highs

Innings: 6 vs. McNeese State (4/23/08)

Strikeouts: 6 twice; last vs. UL-Lafayette (4/29/08)

Hits Allowed: 7 vs. UC-Irvine (6/7/08)

Runs: 5 vs. UC-Irvine (6/7/08)

Earned Runs: 4 twice; last vs. UC-Irvine (6/7/08)

Walks: 3 at Tennessee (3/16/08)



10

Ryan Byrd

LH Pitcher

6-1, 173, R-L, Sr., 3L

Denham Springs, La. (Denham Springs HS)

2008 SEC Academic Honor Roll

Senior southpaw with great location on his pitches, including a very effective curveball ... developed into a weekend starter for the Tigers in 2007 and worked out of the bullpen in 2008 ... member of the 2008 SEC Academic Honor Roll as a general studies major ... named the 2005 Central Illinois Collegiate League Pitcher of the Year after recording a 5-1 mark and a 1.91 ERA for the Danville Dans ... came from an established high school program that produced former LSU All-Americans Ben McDonald and Russ Johnson.

2008 Season

Pitched in 13 games (six starts), posting a 2-1 mark and a 6.82 ERA in 30.1 innings with eight walks and 17 strikeouts ... turned in a brilliant relief outing at Auburn (May 16), firing six shutout innings to earn the victory; allowed only two hits with one walk and five strikeouts ... earned his first win of the season as a starter versus Michigan State (March 5), limiting the Spartans to one unearned run on four hits in five innings with no walks and two Ks.

2007 Season

Appeared in 16 games with a team-high 12 starts; finished second on the club with six victories ... completed the season with a 6-2 mark and a 4.74 ERA in 68.1 innings, recording 21 walks and 35 strikeouts ... pitched brilliantly in complete-game victory over Ole Miss (April 14), limiting the Rebels to two runs on seven hits in nine innings with no walks and three strikeouts; the complete game was the first by an LSU pitcher in an SEC contest since Clay Dirks defeated Tennessee on May 14, 2005 ... defeated Florida (May 13), allowing four runs on seven hits in five innings in a 9-4 LSU win ... posted win over Alabama (April 1), limiting the Tide to two earned runs on six hits in 5.1 innings with one walk and two Ks ... excellent outing in win over New Orleans (March 27), allowing just one earned run on three hits in seven innings with one walk and eight Ks.

2006 Season

Appeared in seven games as a reliever, working 6.2 innings with three walks and six

strikeouts ... worked a career-high 1.2 perfect innings at Tennessee (4/8) ... made collegiate debut vs. Centenary (2/14); struck out the side in one inning of relief as the Tigers won, 15-3.

High School

Four-year letterwinner at Denham Springs High School ... named all-state and all-district freshman, junior and senior years of high school ... earned 2004 Louisville Slugger All-America honors ... guided the Yellow Jackets to the 2004 Louisiana 5A state tournament, compiling a 8-2 record on the mound with 75 strikeouts and an ERA of 2.20 ... walked only 16 batters in 61.2 innings as a senior ... was a member of four playoff teams ... finished his career with 37 wins, an ERA of 1.71 and 269 strikeouts ... 2004 all-state academic honorable mention.

Personal

Full name is Ryan Keith Byrd ... parents are Keith and Rhonda Byrd ... has one younger sister, Lindsey... chose to attend LSU because "of the program's elite status" ... majoring in general studies at LSU ... born January 28, 1986.

Byrd's LSU Career Statistics

Year	ERA	W	L	App	GS	CG	SHO	CBO	SV	IP	H	R	ER	BB	SO
2006	13.50	0	0	7	0	0	0	0	0	6.2	12	10	10	3	6
2007	4.74	6	2	16	12	1	0	0	0	68.1	78	43	36	21	35
2008	6.82	2	1	13	6	0	0	0	0	30.1	46	30	23	8	17
TOTAL	5.90	8	3	36	18	1	0	0	0	105.1	136	83	69	32	58

Byrd's LSU Career Highs

Innings: 9 vs. Ole Miss (4/14/07)

Strikeouts: 8 vs. New Orleans (3/27/07)

Hits Allowed: 8 three times; last vs. Indiana (2/24/08)

Runs: 6 three times; last vs. Arkansas (3/22/08)

Earned Runs: 6 twice; last vs. Southeastern La. (3/11/08)

Walks: 4 twice; last vs. Tennessee (4/29/07)



39

Nolan Cain

RH Pitcher

6-3, 230, R-R, Sr., 3L

Cantonment, Fla. (Tate HS)

Talented hurler from Florida who has made 43 relief appearances for the Tigers over the past two seasons ... posted a team-high 24 appearances in 2007 ... redshirted in 2005 after undergoing Tommy John surgery on his right elbow ... physical presence on the mound with solid fastball and an excellent breaking pitch ... pitched effectively in the summer of 2007 in the Valley Baseball League in Virginia, registering 45 Ks in 32.2 innings (20 appearances).

2008 Season

Made 19 relief appearances, recording no decisions and a 2.37 ERA in 19 innings with 11 walks and 11 strikeouts; opponents batted just .156 against him ... longest outing came in 3.2-inning effort in an LSU win over South Carolina (April 26), as he limited the Gamecocks to one run on two hits with two walks and two strikeouts ... worked one shutout inning in SEC Tournament win over Alabama (May 24), allowing one hit with one walk and one K ... also worked one shutout inning in Game I of NCAA Super Regional versus UC-Irvine (June 7), allowing no hits with one strikeout.

2007 Season

Recorded a team-high 24 appearances, posting a 0-1 mark and 3.00 ERA with one save ... worked 24 innings, registering 12 walks and 25 strikeouts ... worked 2.1 scoreless relief innings vs. Tennessee (April 29) in his longest outing of the season; limited the Vols to no runs on three hits with no walks and three strikeouts ... pitched two scoreless innings at Centenary (March 6), allowing no hits with one BB and one K ... earned first career LSU save February 18 at Stetson, working one scoreless inning with no hits, one walk and one strikeout.

2006 Season

Appeared in 11 games as a reliever, posting a 2-0 mark and a 6.31 ERA in 25.2 innings with 11 walks and 21 strikeouts ... worked a stretch of 7.1 scoreless innings in outings vs. Stetson (3/11) and Houston (3/3) ... hurled three scoreless innings vs. Stetson (3.11) and allowed only four hits as the Tigers won 11-7 ... enjoyed his best outing of the season vs. Houston (3/3); 4.1 scoreless innings of relief with three hits, two walks and four strikeouts to pick up the win ... credited with the win in his collegiate debut vs. North Florida (2/10); worked four innings, allowing a run on five hits and struck out a career-high five batters.

High School

A three-year letterman (pitcher/first base) at Tate High School in Gonzales, Fla. ... competed at high school that produced two major league players in Travis Fryman and Jay Bell ... sat out junior year with arm trouble but regained strength towards the beginning of his senior year ... was the team leader in wins with a perfect 5-0 record as a senior ... 2004 4A all-state selection.

Personal


Full name is Nolan David Cain ... parents are David and Kim Cain ... has one younger sister, Jessica ... credits his father with giving him a love for the game of baseball ... interests include swimming ... majoring in general studies at LSU ... born January 2, 1986.

Cain's LSU Career Statistics

Year	ERA	W	L	App	GS	CG	SHO	CBO	SV	IP	H	R	ER	BB	SO
2006	6.31	2	0	11	0	0	0	0	0	25.2	40	23	18	11	21
2007	3.00	0	1	24	0	0	0	0	1	24.0	31	10	8	12	25
2008	2.37	0	0	19	0	0	0	1	0	19.0	10	8	5	11	11
TOTAL	4.06	2	1	54	0	0	0	1	1	68.2	81	41	31	34	57

Cain's LSU Career Highs

Innings:	5 at Kentucky (3/17/06)
Strikeouts:	5 vs. North Florida (2/10/06)
Hits Allowed:	8 vs. Mississippi State (3/24/06)
Runs:	5 twice; last vs. Mississippi State (3/24/06)
Earned Runs:	5 vs. Mississippi State (3/24/06)
Walks:	4 at Kentucky (3/17/06)



29
Louis Coleman
RH Pitcher
6-4, 190, S-R, Sr., 3L
Schlater, Miss. (Pillow Academy)

MLB Draft: 14th Round in 2008 (Washington)
28th Round in 2005 (Atlanta)

Polished right-hander who enjoyed an outstanding junior season in 2008, mostly as a reliever ... drafted last June in the 14th round by the Washington Nationals, but elected to come to LSU for his senior season ... will work as LSU's primary reliever in 2009, and he may also be called upon to start in selected games ... pitched in LSU's weekend rotation as a true freshman and worked as a valuable reliever as a sophomore ... good velocity, great control and a superb breaking ball ... named the No. 5 prospect in the summer of 2006 in the Central Illinois Collegiate League by Baseball America magazine ... posted a 4-0 mark and a 1.04 ERA in the CIGL in '06, recording 36 strikeouts and seven walks in 26 innings; opponents batted just .156 against him ... was the first player from Mississippi taken on the second day of the 2005 Major League Baseball Draft, a 28th-round selection of the Atlanta Braves.

2008 Season

Appeared in 23 games (three starts), recording an 8-1 mark and a team-best 1.95 ERA in 55.1 innings with two saves, 10 walks and 62 strikeouts ... pitched brilliantly down the stretch - from April 15 through the end of the season, he was 7-1 with a 1.91 ERA and two saves in 16 outings (one start) with 45 Ks in 42.1 innings; opponents batted just .217 against him during that span ... he was 3-1 with a 2.61 ERA in seven postseason appearances, recording 21 Ks and four walks in 20.2 innings ... pitched in all three LSU games of the College World Series, posted a 1-1 record with two walks and 10 strikeouts in seven innings ... earned the win in the Tigers' CWS victory over Rice (June 17), limiting the Owls to no runs on one hit in two innings with no walks and two Ks ... winning pitcher in Game 2 of Super Regional vs. UC Irvine -- three scoreless innings, one hit, no walks, one strikeout ... entered the UC-Irvine game in seventh inning with LSU trailing 7-2; Tigers rallied for 9-7 win ... winning pitcher in SEC Tournament championship game vs. Ole Miss -- six relief innings, no runs, three hits, no walks, seven Ks ... dominating outing at Auburn on May 17 to earn a save -- 3 IP, 0 R, 1 H, 0 BB, 6 K ... relief win over Miss. State (May 9) -- 3.1 IP, no runs, two hits, one walk, 3 K ... relief win at Tulane (April 22), limiting the Wave to no runs on four hits in 2.1 IP (1 BB, 2 K).

2007 Season

Made 22 appearances (four starts), posting a 2-3 mark, four saves and a 5.59 ERA in 46.2 innings ... recorded 10 walks and 49 strikeouts ... worked 4.2 innings of scoreless relief vs. Tennessee (April 27), allowing three hits with no walks and three

strikeouts ... earned victory over Saint Mary's (Feb. 10), allowing one run on six hits in six innings with one walk and seven Ks ... defeated Northwestern State (Feb. 21), limiting the Demons to one run on five hits in 6.1 innings with no walks and six Ks ... picked up first career save at Centenary (March 6), working 2.2 innings of scoreless and hitless relief with no walks and five Ks ... also recorded saves in one-inning stints versus Southern Miss (March 9), McNeese State (March 13) and Southeastern Louisiana (March 21).

2006 Season

Emerged as the Tigers' Friday night starter in SEC play with consecutive victories over Tennessee (April 7) and Alabama (April 14) ... hurled three scoreless innings of relief against No. 1 Rice (May 16); allowed three hits, walked none and struck out two ... defeated Auburn (May 6), limiting the Plainsmen to three runs on six hits in six innings with two walks and five strikeouts ... solid no-decision effort vs. Arkansas (April 29), holding the Hogs to two runs on seven hits in 7.2 innings with two walks and three strikeouts ... nearly fired a complete game vs. Alabama (April 14), hurling 8.2 gutsy innings while surrendering five earned runs on nine hits to lead LSU to a series-opening win; was touched for six runs in the first four innings but blanked the Tide over the final five frames in a 138-pitch outing, outdueling Wade LeBlanc ... earned his first career SEC win in an eight-inning outing at Tennessee (April 7); allowed just one earned run on eight hits with two walks and two strikeouts ... scattered eight hits and three runs (two earned) in a solid start vs. rival Tulane (3/7) as the Tigers completed a come-from-behind win ... qualified for the win in his first career start vs. Centenary (Feb. 14); worked 5.2 innings, issuing two runs on four hits with career-high eight strikeouts.

High School

Versatile two-way player at Pillow Academy for four seasons ... compiled a 10-1 record with a 0.51 ERA in 68 innings pitched as a senior ... also struck out 109, walked 12 batters and recorded four complete-game shutouts and one no-hitter ... showed his ability at the plate, posting a team-high .440 average with three homers and 30 RBI in the cleanup spot ... a team leader who helped his club to a 19-5 record and its first playoff appearance in years ... named to the Jackson Clarion Ledger's second-team all-state squad ... also earned letters in football, soccer, track and basketball ... all-conference selection as a quarterback.

Personal

Full name is Harold Louis Coleman III ... parents are Hal and Kathy Coleman ... has three sisters, Meredith, Lauren and Katy ... lists "helping this team win in any possible way" as his athletic goals ... majoring in agricultural business at LSU ... born April 4, 1986.

Coleman's LSU Career Statistics

Year	ERA	W	L	App	GS	CG	SHO	CBO	SV	IP	H	R	ER	BB	SO
2006	6.14	5	6	15	13	0	0	0	0	80.2	95	60	55	33	50
2007	5.59	2	3	22	4	0	0	0	4	46.2	60	33	29	10	49
2008	1.95	8	1	23	3	0	0	0	2	55.1	45	15	12	10	62
TOTAL	4.73	15	10	60	20	0	0	0	6	182.2	200	108	96	53	161

Coleman's LSU Career Highs

Innings:	8.2 vs. Alabama (4/14/06)
Strikeouts:	8 vs. Centenary (2/14/06)
Hits Allowed:	11 at Ole Miss (4/22/06)
Runs:	9 vs. Vanderbilt (5/13/06)
Earned Runs:	9 vs. Vanderbilt (5/13/06)
Walks:	5 vs. Alabama (4/14/06)



34
Blake Dean
Outfielder
6-1, 208, L-L, Jr., 2L
Crestview, Fla. (Crestview HS)

2008 Baseball America First-Team All-American

2008 NCAA Baton Rouge Regional Most Outstanding Player

2008 SEC Tournament Most Valuable Player

2008 Louisiana Hitter of the Year

2008 ABCA Second-Team All-South Region

2007 Collegiate Baseball Freshman All-American

2007 Freshman All-SEC

2007 Louisiana Freshman of the Year

SEC Freshman of the Week (May 7, 2007 and April 16, 2007)



Highly-touted, versatile athlete who earned first-team All-America recognition in 2008 as he emerged as one of the best hitters in the nation ... came to LSU as one of the top high school products in the state of Florida ... earned plenty of national experience on select teams prior to arriving at LSU ... named one of Baseball America's Top 300 High School Players of 2006.

2008 Season

Started in 67 of LSU's 69 games (39 in left field, 28 at DH), batting .353 (95-for-269) with 18 doubles, three triples, 20 homers and 73 RBI ... hit .328 (40-for-122) in SEC regular-season games with six doubles, one triple, six homers and 25 RBI ... completed the year No. 3 in the SEC in total bases (179), No. 4 in home runs (20), No. 5 in RBI (73) and No. 7 in hits (95) ... batted .407 (22-for-54) in LSU's 13 postseason games with five doubles, one triple, seven homers and 25 RBI ... launched a three-run double in the bottom of the ninth inning to lift LSU to a 6-5 win over Rice in the College World Series ... hit .500 (7-for-14) in NCAA Super Regional vs. UC Irvine with 2 2B, 1 HR, 4 RBI ... tied LSU school record with five hits in Super Regional Game 3 win over UC Irvine (two 2B, a three-run homer, two singles, 3 RBI) ... lined a game-tying single in the ninth inning of Game 2 of the Super Regional during a five-run rally that erased an 7-4 deficit and gave LSU a 9-7 win ... named Most Outstanding Player of NCAA Baton Rouge Regional -- .455 (5-for-11), 1 2B, 1 3B, 3 HR, 9 RBI ... named Most Valuable Player of the SEC Tournament -- batted .438 (7-for-16) in four games with three homers, nine RBI and five runs; launched grand slam in tournament win over Alabama (May 24) and a game-winning solo homer in the bottom of the 10th inning in tournament opener versus South Carolina (May 21) ... batted .412 (49-for-119) over LSU's final 29 games with 13 2B, one 3B, 12 HR and 41 RBI ... batted .407 (37-for-91) on the year with runners in scoring position ... launched two homers in March 22 game vs. Arkansas.

2007 Season

LSU's leading hitter, batting .316 (65-for-206) with 12 doubles, three triples, seven homers, 46 RBI and 30 runs ... hit .303 (20-for-66) with runners in scoring position ... started in all 56 of LSU's games -- 28 starts in left field, 24 at DH and four in right field ... earned Freshman All-America and Freshman All-SEC recognition and was voted the Louisiana Freshman of the Year by the state's sportswriters association ... named SEC Freshman of the Week on May 7 after leading LSU to four wins in five games ... hit .333 (7-for-21) in the five games with one homer, five RBI and four runs scored ... his solo homer in the fourth inning May 6 against Arkansas gave the Tigers a lead they would never relinquish in a 5-3 victory ... Dean was 4-for-13 in the Arkansas series with one homer, four RBI and one run ... also named SEC Freshman of the Week April 16 after leading LSU to three wins in four games; Dean batted .529 (9-for-17) on the week with two doubles, one triple, one homer, four RBI and four runs ... he hit .429 (6-for-14) in LSU's series win over Ole Miss with one double, one homer, three RBI and three runs ... posted a team-best 20-game hitting streak from March 17-April 20; Dean's streak was the longest by an LSU player since Cedrick Harris recorded a 21-game streak in 2000.

High School

Received national recognition as a four-year letterwinner at Crestview High School ... fired a one-hitter against Navarre High School in the Florida Powerade Classic on March 30, 2006 ... retired 19 batters in a row at one point in the game ... 2006 Louisville Slugger All-American ... earned second-team 5A all-state honors as a junior pitcher and received second-team 5A all-state recognition as a sophomore ... honorable mention 5A all-state selection as a freshman ... a member of the USA Baseball Youth National Team ... invited to attend the Top 100 East Coast Professional Showcase and also participated in the Tournament of Stars in Joplin, Mo. and the World Wood Bat Series throughout Florida ... coached by Tim Gillis ... named a Who's Who Among High School Students in America.

Personal

Full name is Michael Blake Dean ... parents are Mike and Georgina Dean ... has one younger sister, Tanner, and one younger brother, Dakota ... chose to attend LSU because of "being able to play in Alex Box Stadium and the upcoming new facilities" ... majoring in general studies at LSU ... born February 25, 1988 in Fort Walton Beach, Fla.

Dean's LSU Career Statistics

Year	Avg	GP	GS	AB	R	H	2B	3B	HR	RBI	TB	SLG%	BB	HBP	SO	SB	ATT
2007	.316	56	56	206	30	65	12	3	7	46	104	.505	20	1	25	1	2
2008	.353	67	67	269	62	95	18	3	20	73	179	.665	35	4	46	4	6
TOTAL	.337	123	123	475	92	160	30	6	27	119	283	.596	55	5	71	5	8

Dean's LSU Career Highs

At-Bats:	6 four times; last vs. Alabama (5/24/08)
Hits:	5 vs. UC Irvine (6/9/08)
Runs Scored:	3 five times; last vs. UC Irvine (6/9/08)
Doubles:	2 three times; last vs. Rice (6/17/08)
Triples:	1 six times; last vs. Southern Miss (6/1/08)
Home Runs:	2 twice; last vs. Texas Southern (5/30/08)
RBI:	6 vs. Alabama (5/24/08)
Stolen Bases:	1 five times; last vs. Georgia (4/18/08)



9

Wet Delatte

Infielder

5-11, 211, L-R, Fr., HS

Prairieville, La. (St. Amant HS)

Excellent prospect from the Baton Rouge area who lends depth to the LSU infield this season.

High School

Two-time First Team All-State selection ... three-time First Team All-District selection ... batted .455 in 2008 with 15 doubles, 10 homers, 50 RBI and 10 steals ... 2007 District MVP ... batted .393 in 2007 with 12 doubles, three triples, five homers and 43 RBI; also posted an 8-2 record on the mound with a 2.50 ERA ... hit .363 in 2006 with 10 doubles and 30 RBI.

Personal

Full name is William Edward Delatte Jr. ... parents are William Delatte Sr. and Angel LeBlanc ... has a younger sister, Keely ... plans to major in business at LSU ... born September 12, 1988.



27

Beau Didier

Infielder/Catcher

6-2, 200, L-R, Fr., HS

Federal Way, Wash. (Bellarmine HS)

MLB Draft: 40th round in 2008 (Pittsburgh)

Very versatile player who can play all infield positions and catcher ... has a polished left-handed swing with the ability to spray line drives all over the field ... has great power potential.

High School

Four-time All-League selection at Bellarmine Prep High in Tacoma, Wash. ... two-time All-Area selection ... varsity athlete in baseball, basketball and tennis ... ranked among the Top 200 Perfect Game prospects ... played in the Area Code games and the Perfect Game Cincinnati national showcases ... named to the Brandy Pugh Classic (top tournament in northwest U.S.) All Tournament team ... batted .430 in 2007 with two homers and 24 RBI

Personal

Full name is Beau Bradford Didie ... parents are Bob and Nancy Didie ... has four older siblings ... Bob Didie played Major League baseball as a catcher from 1969-74 for the Atlanta Braves, Detroit Tigers and Boston Red Sox ... Beau's grandfather, Mel Didie - a former LSU baseball and football player - is a renowned Major League scouting director who presently works for the Texas Rangers ... interests include duck hunting, writing and tennis ... born December 26, 1989.



21

Johnny Dishon

Outfielder

5-11, 183, R-R, So., IL

Beaumont, Texas (Bridge City HS)

Considered to be one of the most athletic players on the LSU team, along with fellow outfielder Jared Mitchell ... will utilize his outstanding speed on the base paths ... while he hit for power in high school, he is expected to be more of a line-drive hitter in college.

2008 Season

Played in 41 games (11 starts), batting .240 (12-for-50) with three doubles, two triples, two homers, 12 RBI and four steals ... started eight games in right field, three games in left field ... hit first career collegiate home run (solo shot) on April 4 in 3-0 win over Alabama ... also homered and collected two RBI in LSU's 21-7 victory over UC Irvine in Game 3 of the NCAA Super Regional (June 9) ... 2-for-4 with two

doubles, two RBI and two runs in April 6 win over Alabama ... 3-for-5 with one triple, one RBI and one run in May 17 win at Auburn.

High School

A three-sport star at Bridge City High School in Beaumont, Texas ... named a Rawlings High School All-American ... also voted one of the Top 100 players in the class of '07 by Perfect Game ... earned all-state and all-district honors ... batted .488 in 2007 with 15 homers and 23 stolen bases ... batted .400 with 14 homers and 32 RBI during his junior season ... also swiped 15 bases ... a letterwinner in football as Bridge City High School's quarterback and running back - rushed for 1,100 yards and passed for 600 in his senior season ... an all-district athlete in football and track, where he participated in sprints and the triple jump.

Personal

Full name is John Douglas Dishon Jr. ... parents are John Dishon Sr. and Michelle Ferguson ... has three siblings - brothers Cody and Cameron, and sister Shelby ... interests include reading and watching sports ... credits Jamey Knight, a Bridge City High graduate, as having the greatest influence upon his athletic career ... majoring in business at LSU ... born March 21, 1989.

Dishon's LSU Career Statistics

Year	Avg	GP	GS	AB	R	H	2B	3B	HR	RBI	TB	SLG%	BB	HBP	SO	SB	ATT
2008	.240	41	11	50	20	12	3	2	2	12	25	.500	6	1	17	4	5

Dishon's LSU Career Highs

At-Bats:	5 at Auburn (5/17/08)
Hits:	3 at Auburn (5/17/08)
Runs Scored:	2 three times; last vs. UC Irvine (6/9/08)
Doubles:	2 vs. Alabama (4/6/08)
Triples:	1 twice; last at Auburn (5/17/08)
Home Runs:	1 twice; last vs. UC Irvine (6/9/08)
RBI:	2 four times; last vs. UC Irvine (6/9/08)
Stolen Bases:	1 four times; last at Auburn (5/17/08)



7
Grant Dozar
Infielder
5-10, 173, L-R, Fr., HS
Morgan City, La. (Morgan City HS)

Outstanding student-athlete who seeks to make an impact among the LSU infielders this season.

High School

Academic All State selection in baseball ... two-time Academic All State choice in football (quarterback) ... three-time all-state selection (2006, 2007, 2008) in baseball ... four-time all-district choice in baseball and three-time all-district selection in football ... two-time district MVP in baseball ... batted .500 in 2008 at Morgan City High with eight homers, 43 RBI, eight triples, nine doubles and 16 steals ... posted a 7-3 mark on the mound in '08 with a 1.25 ERA and 89 Ks in 67.1 innings ... voted 2008 MVP of District 8-4A ... participated in the 2008 Louisiana All Star Baseball Game (West Squad) ... batted .473 in 2007 with four homers, 22 RBI and 16 steals; 6-4 record on the mound with a 2.10 ERA and 83 strikeouts ... earned 2007 Pre-Season All-America recognition.

Personal

Full name is Grant Hover Dozar ... parents are Briant and Laura Dozar ... has two older sisters, Lauren and Allison ... father played baseball at Nicholls State from 1976-80 ... plans to major in engineering at LSU ... born March 5, 1990.



53
Kevin Farnsworth
Catcher
6-1, 204, R-R, Jr., 2L
Baton Rouge, La. (Woodlawn HS)

2008 SEC Academic Honor Roll
2007 SEC Academic Honor Roll

Catcher who participated in LSU's walk-on tryouts during the fall of 2006; he was granted an invitation to join the 2007 squad and has earned a letter the past two seasons ... named to the 2008 and 2007 SEC Academic Honor Rolls as a biological sciences major ... was voted an All-Star in 2007 in the Southern Collegiate League, batting .304 (34-for-112) with 11 doubles, two homers, 15 RBI and 18 runs.

2008 Season

Played in five games as a reserve catcher ... recorded four put-outs in LSU's win over Duquesne on February 29.

2007 Season

Played in 10 games, mostly as a reserve catcher ... also started one game at designated hitter (at Stetson - Feb. 17) ... recorded one hit in 10 at-bats and drew one walk ... also recorded three put-outs behind the plate.

High School

Earned four letters in baseball and three letters in football at Woodlawn High School ... earned all-district honors in baseball (catcher) and football (tight end) and was also an academic all-state selection ... coached in baseball by Mitch Covington ... member of the National Honor Society and Beta Club.

Personal

Full name is Kevin Scott Farnsworth ... parents are Clark and Myra Farnsworth ... has two older sisters, Michelle and Pamela and one older brother, Chris ... chose to attend LSU because of his aspirations of being a doctor and to be a part of the winning tradition ... majoring in biological sciences at LSU ... born September 2, 1987.

Farnsworth's LSU Career Statistics

Year	Avg	GP	GS	AB	R	H	2B	3B	HR	RBI	TB	SLG%	BB	HBP	SO	SB	ATT
2007	.100	8	1	10	0	1	0	0	0	0	1	.100	1	0	6	0	0
2008	.000	5	0	2	0	0	0	0	0	0	0	.000	0	0	1	0	0
TOTAL	.083	13	1	12	0	1	0	0	0	0	1	.083	1	0	7	0	0



35
Matt Gaudet
Infielder
6-2, 219, R-R, Sr., IL
Metairie, La. (Rummel HS/Delgado CC)

2008 SEC Academic Honor Roll

MLB Draft: 40th round in 2005 (Tampa Bay)

A physical presence in the batter's box who was limited at the plate last season due to a back injury ... came to LSU prior to the '08 season after a record-setting tenure at Delgado Community College in New Orleans ... should see playing time as a right-handed designated hitter and first baseman ... has tremendous power to all fields ... a member of the 2008 SEC Academic Honor Roll as a general studies major.

2008 Season

Played in 21 games (17 starts), batting .270 (17-for-63) with five doubles, two homers and 15 RBI ... did not play after LSU's April 2 game versus Centenary due to a back injury ... 4-for-5 with two doubles, one homer and three RBI in LSU win over Duquesne (March 1) ... 2-for-5 with one double, one homer and three RBI on March 21 versus Arkansas; his solo shot in the bottom of the 11th inning gave LSU an 8-7 walk-off win over the Hogs.

Junior College

Starred at Delgado Community College in New Orleans for two seasons ... earned JUCO All-Region honors in 2007 ... batted .352 with nine homers and 42 RBI during the 2007 campaign ... in his freshman season, batted .370 with 17 homers and 60 RBI ... coached by Joe Scheuermann.

High School

An all-state player at baseball powerhouse Rummel High School in Metairie, La. ... earned three letters as a first baseman, outfielder and catcher ... was named to the all-district team during his high school tenure ... participated in the Louisiana High School All-Star game ... received the American Legion Award while at Rummel High School ... product of the same high school as former LSU catcher Matt Lutzza (2003-06) and current RHP Paul Bertucci ... coached by David Baudry.



Personal

Full name is Matthew Edward Gaudet ... parents are Wade Jr. and Paula Gaudet ... has one younger brother, Blake ... interests include fishing and hunting ... credits his father with having the greatest influence upon his athletic career ... majoring in general studies at LSU ... born March 23, 1987.

Gaudet's LSU Career Statistics

Year	Avg	GP	GS	AB	R	H	2B	3B	HR	RBI	TB	SLG%	BB	HBP	SO	SB	ATT
2008	.270	21	17	63	11	17	5	0	2	15	28	.444	8	0	14	0	0

Gaudet's LSU Career Highs

At-Bats:	5 three times; last vs. New Orleans (3/26/08)
Hits:	4 vs. Duquesne (3/1/08)
Runs Scored:	2 three times; last vs. Arkansas (3/21/08)
Doubles:	2 vs. Duquesne (3/1/08)
Triples:	none
Home Runs:	1 twice; last vs. Arkansas (3/21/08)
RBI:	3 twice; last vs. Arkansas (3/21/08)
Stolen Bases:	none



33

Micah Gibbs

Catcher

5-11, 214, S-R, So., IL
Pflugerville, Texas (Pflugerville HS)

2008 Baseball America First-Team Freshman All-American

2008 Rivals.com First-Team Freshman All-American

2008 Freshman All-SEC Team

A 2008 Freshman All-America performer who quickly emerged as one of the nation's top catchers last season ... starting catcher for the United States National Team that won a gold medal at the 2008 World Championships in the Czech Republic last summer; he hit .264 (19-for-72) for the U.S. with three doubles, two homers and 17 RBI in 23 games ... compared to Jason Varitek of the Boston Red Sox for his defensive play ... a switch-hitter who possesses power from both sides of the plate.

2008 Season

Played in 54 games (48 starts), taking over the starting job at catcher on March 30 at Florida ... hit .322 (56-for-174) on the year with 16 doubles, two homers and 35 RBI ... LSU's leading hitter in SEC regular-season games, batting .345 (29-for-84) vs. league opponents ... 2-for-7 in the College World Series with one double and two RBI ... batted .600 (6-for-10) in Super Regional vs. UC Irvine with 2 2B, 1 HR, 3 RBI, 5 runs ... 4-for-5 vs. UNO (May 13) with two doubles and two RBI ... 3-for-5 at Ole Miss (4/13) with one homer, four RBI and two runs. Gibbs' homer - a solo shot to lead off the sixth inning and extend LSU's lead to 4-2 - was the first dinger of his collegiate career ... hit .400 (4-for-10) in the Alabama series (April 4-6) with two doubles, three RBI and two runs scored

High School

A stellar catcher during his prep career ... transferred to Pflugerville High prior to his senior season but was ineligible to play due to Texas transfer rules ... a Rawlings High School All-American; also named to the Rawlings Pre-Season All-Region team ... earned all-state, all-county and all-district honors as a sophomore and junior catcher at Leander (Texas) High ... batted .500 with eight homers and 34 RBI as a junior at Leander ... batted .408 with 13 homers during his high school career ... participated in the Premier Baseball All-Star Game ... a National Honor Society member who earned academic all-district recognition.

Personal

Full name is Micah I. Gibbs ... parents are Ben and Rebecca Gibbs ... interests include table tennis, bowling, golf and sports trivia ... credits his father Ben, who was a catcher at Kansas State, with having the greatest influence upon his athletic career ... plans to major in business at LSU ... hopes to attend law school ... born July 27, 1988.

Gibbs' LSU Career Statistics

Year	Avg	GP	GS	AB	R	H	2B	3B	HR	RBI	TB	SLG%	BB	HBP	SO	SB	ATT
2008	.322	54	48	174	31	56	16	0	2	35	78	.448	26	4	24	2	2

Gibbs' LSU Career Highs

At-Bats:	5 several times; last vs. UC Irvine (6/9/08)
Hits:	4 vs. New Orleans (5/13/08)
Runs Scored:	2 several times; last vs. North Carolina (6/19/08)
Doubles:	2 twice; last vs. UC Irvine (6/9/08)
Triples:	none
Home Runs:	1 twice; last vs. UC Irvine (6/9/08)
RBI:	4 at Ole Miss (4/13/08)
Stolen Bases:	1 twice; last vs. McNeese State (4/23/08)



11

Tyler Hanover

Infielder

5-6, 163, R-R, Fr., HS
Kernersville, N.C. (North Davidson HS)

Projected to make a significant impact this season among the LSU infielders ... gap to gap hitter with surprising middle of the order pop due to his explosive hips and hands ... has excellent instincts and baseball savvy, and he plays with great confidence.

High School

2008 Second-Team High School All-American ... 2008 Gatorade Player of the Year for the state of North Carolina ... 2008 Piedmont Conference Player of the Year; led team to conference title ... batted .475 in 2008 for North Davidson HS with eight doubles, 12 homers, 43 RBI, 15 steals and 37 runs ... served as North Davidson HS closer in 2008, recording a 1.70 ERA and three saves in 12 innings ... earned all-conference honors in each of his four high school seasons ... received academic honor roll recognition ... batted .450 in 2007 with five homers and 28 RBI.

Personal

Full name is Tyler Wayne Hanover ... parents are Eric and Elizabeth Hanover ... has two older siblings, Brendan and Megan ... born August 25, 1989.



2

Buzzy Haydel

Infielder

5-11, 190, R-R, Sr., 3L
Gonzales, La. (East Ascension HS)

2008 SEC Academic Honor Roll

Talented performer who can play any infield position ... has started in 31 games for the Tigers over the past three seasons at second base, first base, third base and DH ... solid range with a winning attitude ... comes from a tradition-rich high school baseball program ... served as host of "The Buzz from Omaha," a series of video features on the Tigers' 2008 trip to the College World Series that appeared on www.LSUports.net ... a member of the 2008 SEC Academic Honor Roll as a kinesiology major.

2008 Season

Appeared in 26 games with three starts (two at first base, one at third base) ... batted .375 (6-for-16) with two doubles, one homer and three RBI ... launched a solo homer during LSU's 21-7 victory over UC Irvine in Game 3 of the NCAA Super Regional (June 9) ... singled and scored two runs in May 17 win at Auburn ... collected a double and an RBI versus Nicholls State (April 15) ... also doubled and drove in a run against Duquesne (March 1).

2007 Season

Played in 39 games with 25 starts, batting .234 (22-for-94) with four doubles, eight RBI and 13 runs ... singled and scored a run in LSU's series-clinching win at Arkansas May 6 ... career-best three hits at Stetson (Feb. 18) with three runs scored ... 2-for-4 with two doubles and an RBI at Tulane (April 3).

2006 Season

Played in 20 games (three starts), batting .263 (5-for-19) with one homer, two RBI and one run scored ... primarily filled a reserve role in 2006; played third base when Will Harris was called upon as a relief pitcher ... started three games: 2/12 vs. North Florida, 2/19 vs. Tennessee Tech and 5/26 in SEC Tournament vs. Alabama ...

launched his first career homer in the Tigers' SEC Tournament opener vs. top-seeded Alabama (5/24); the solo shot in the top of the ninth inning gave LSU a 4-2 lead in a game the Tigers won by a final score of 4-3 ... singled in his first career at-bat in LSU's season-opening win over North Florida (2/10).

High School

Two-time first-team all-state performer at East Ascension High School ... earned four letters in baseball (shortstop/pitcher) and three letters in football (quarterback) ... instrumental in helping the Spartans to the 2003 class 4A state title with a .416 average, five homers and 35 RBI ... as a junior, maintained a perfect 4-0 record on the mound to go along with a 2.13 ERA with seven walks and 30 strikeouts ... named district 7-4A MVP junior and senior seasons ... was a second-team all-district quarterback as a junior ... voted East Ascension Student of the Year in 2004-05.

Personal

Full name is Martin Pius Haydel Jr. ... parents are Marty and Pam Haydel ... has one older brother, Dustin and four sisters, Amber, Katie, Brigitte and Mindee ... chose to attend LSU because of "academics and the quality of the baseball program" ... lists his dad, Marty, as the biggest influence on his athletic career because "he taught me the game of baseball at a young age and continues to do so" ... majoring in kinesiology at LSU ... born April 6, 1987.

Haydel's LSU Career Statistics

Year	Avg	GP	GS	AB	R	H	2B	3B	HR	RBI	TB	SLG%	BB	HBP	SO	SB	ATT
2006	.263	20	3	19	1	5	0	0	1	2	8	.421	1	0	7	0	0
2007	.234	39	25	94	13	22	4	0	0	8	26	.277	7	0	21	2	2
2008	.375	26	3	16	5	6	2	0	1	3	11	.688	4	0	3	0	0
TOTAL	.256	85	31	129	19	33	6	0	2	13	45	.349	12	0	31	2	2

Haydel's LSU Career Highs

At-Bats: 5 twice; last vs. UCF (2/25/07)

Hits: 3 at Stetson (2/18/07)

Runs Scored: 3 at Stetson (2/18/07)

Doubles: 2 at Tulane (4/3/07)

Triples: none

Home Runs: 1 twice; last vs. UC Irvine (6/9/08)

RBI: 2 vs. Kentucky (3/25/07)



5

Derek Helenihi

Infielder

6-0, 170, R-R, Sr., IL

Livermore, Calif. (Granada HS/Ohlone College)

An excellent athlete who started in both right field and at third base in 2008 ... projected to be the Tigers' starting third baseman in 2009 ... signed as a defensive specialist with an outstanding arm - also has improved offensively since arriving at LSU in the fall of 2007 ... has the ability to drive the ball deep ... very instinctive on the base paths.

2008 Season

Played as the Tigers' primary starter in right field (41 starts); started 10 games at third base when regular 3B Michael Hollander was out with a hamstring injury (March 28-April 6) ... also started four games at DH, two in center field and one at second base ... batted .295 (71-for-241) on the year with 10 doubles, four triples, three homers and 43 RBI ... third on the squad with 12 stolen bases ... batted .293 (36-for-123) in SEC regular-season games with five doubles, two triples, two homers and 24 RBI ... 3-for-11 in the College World Series with one run scored ... launched three-run homer to lead LSU to SEC Tournament win over Vanderbilt (May 22) ... batted .384 (33-for-86) with runners in scoring position ... first career homer on April 6 vs. Alabama; solo shot in eighth inning gave LSU a two-run cushion in a 9-7 series-clinching victory ... 4-for-5 vs. Stetson on March 8 with one double and one RBI ... 3-for-4 vs. Northwestern State on March 25 with one double and two RBI.

Junior College

A speedy infielder during his two seasons at Ohlone College in Fremont, Calif. ... was named to the All-Coast Conference team and the All-Northern California team in 2007 ... led Ohlone College in batting with a .371 (59-for-159) average in 2007 ... collected 12 doubles, one triple, four homers and 36 RBI in '07 ... also stole 19 bases and scored 27 runs.

High School

An all-state performer at Granada High School in Livermore, Calif.

Personal

Majoring in general studies at LSU ... born February 24, 1987

Helenihi's LSU Career Statistics

Year	Avg	GP	GS	AB	R	H	2B	3B	HR	RBI	TB	SLG%	BB	HBP	SO	SB	ATT
2008	.295	63	58	241	42	71	10	4	3	43	98	.407	21	2	56	2	17

Helenihi's LSU Career Highs

At-Bats: 6 vs. UC Irvine (6/9/08)

Hits: 4 vs. Stetson (3/8/08)

Runs Scored: 4 vs. Duquesne (3/1/08)

Doubles: 2 vs. Arkansas (3/22/08)

Triples: 1 four times; last at Kentucky (5/3/08)

Home Runs: 1 three times; last vs. Vanderbilt (5/22/08)

RBI: 3 three times; last vs. Vanderbilt (5/22/08)



4

Chad Jones

Outfielder

6-3, 222, L-L, So., IL

Baton Rouge, La. (Southern Lab HS)

MLB Draft: 13th round in 2007 (Houston)

A tremendous athlete who lends depth to the Tigers' outfield ... plays safety for the LSU football team; in 2008, he collected 46 total tackles in 12 games with one interception, five PBU's and five QB hurries ... played in all 14 games during the '07 football season, recording 34 tackles, two sacks, four PBU's and one interception ... has the ability to play any spot in the outfield, but will see most of his time in either left or right field.

2008 Season

Played in five games (three starts), batting .154 (2-for-13) with one double and two runs ... started one game each in center field, right field and DH ... doubled and scored a run in LSU victory over Michigan State (March 5).

High School

A tremendous two-sport athlete in high school ... began his high school career at St. Augustine High School in New Orleans, but was forced to evacuate to Baton Rouge in the fall 2005 due to Hurricane Katrina ... played his senior season at Southern Lab High School in Baton Rouge ... featured a 91 mph fastball as a pitcher at Southern Lab and batted over .500 during his senior season as an outfielder ... earned all-state and all-district honors in both football and baseball ... led Southern Lab to the Class 1A football semifinals in 2006, recording 138 tackles and 12 interceptions at safety.

Personal

Full name is Chad D'Orsey Jones ... parents are Al and Patti Jones ... older brother is LSU football defensive end Rahim Alem ... born October 5, 1988.

Jones' LSU Career Statistics

Year	Avg	GP	GS	AB	R	H	2B	3B	HR	RBI	TB	SLG%	BB	HBP	SO	SB	ATT
2008	.154	5	3	13	2	2	1	0	0	0	3	.231	1	0	2	1	1

Jones' LSU Career Highs

At-Bats: 4 twice; last vs. Southern (2/26/08)

Hits: 1 twice; last vs. Michigan State (3/5/08)

Runs Scored: 1 twice; last vs. Michigan State (3/5/08)

Doubles: 1 vs. Michigan State (3/5/08)

Triples: none

Home Runs: none

RBI: none



6

Leon Landry

Outfielder

5-11, 197, L-R, So., IL

Baker, La. (Baker HS)

2008 NCAA Regional All-Tournament Team

MLB Draft: 36th round in 2007 (Cincinnati)



An extremely talented athlete who returns as the Tigers' starter in center field after an outstanding true freshman season ... has superb defensive abilities in the outfield and good power at the plate ... named the No. 1 prospect in the Cal Ripken Sr. League in the summer of 2008 by Baseball America magazine ... he earned MVP honors in the league's championship series, leading the Yousse's Maryland Orioles to the title ... for the entire summer season, he hit .304 (21-for-69) with four doubles, two triples, 16 RBI and 17 runs in 20 games.

2008 Season

Played in 63 games (57 starts) as a true freshman ... started 51 games in center field, five in right field and one in left field ... ranked No. 2 in the SEC in triples (5), trailing only LSU teammate Ryan Schimpf (7) ... batted .271 (58-for-214) on the year with 10 doubles, five triples, five homers, 26 RBI and 12 steals ... hit .294 (30-for-102) in SEC regular-season games with four doubles, one triple, three homers, 10 RBI and four steals ... magnificent defensive player who made several spectacular catches in center field, including two ESPN "Play of the Day" grabs during the super regional vs. UC Irvine ... named to NCAA Baton Rouge Regional all-tournament team - .333 (3-for-9), 1 2B, 1 HR, 3 RBI ... 4-for-14 in the SEC Tournament with two doubles, one RBI and three runs ... had five doubles, three homers, 11 RBI, three steals and 20 runs during LSU's 23-game streak from April 22-June 1 ... batted .520 (13-for-25) during a seven-game stretch (March 25-April 2) with one double, three triples, one homer, four RBI and eight runs ... launched first career collegiate homer - a solo shot -- on March 30 at Florida in 6-3 LSU win.

High School

A talented three-sport athlete from Baker High School ... a three-time first-team all-district player as a pitcher and infielder ... named one of the top high school seniors in the Southeast Region by the Perfect Game scouting service ... batted .452 with eight homers as a senior, .440 with five homers as a junior and .415 with 10 homers as a sophomore ... coached by Jackie Mullins ... also a four-year letterwinner in football as a quarterback, running back, wide receiver and defensive back ... captain of the Baker High basketball team in 2007 as a shooting guard.

Personal

Full name is Leon Renard Landry Jr. ... parents are Leon Sr. and Jacqueline Landry ... has three sisters, Litonia, Ashley and Sasha ... credits his father with having the greatest influence upon his athletic career ... plans to major in business at LSU ... born September 20, 1989.

Landry's LSU Career Statistics

Year	Avg	GP	GS	AB	R	H	2B	3B	HR	RBI	TB	SLG%	BB	HBP	SO	SB	ATT
2008	.271	63	57	214	38	58	10	5	5	26	93	.435	8	4	37	12	17

Landry's LSU Career Highs

At-Bats:	6 twice; last vs. Georgia (4/20/08)
Hits:	3 five times; last at Auburn (5/16/08)
Runs Scored:	2 several times; last at Auburn (5/16/08)
Doubles:	1 several times; last vs. Southern Miss (5/31/08)
Triples:	1 five times; last vs. Georgia (4/20/08)
Home Runs:	1 five times; last vs. Southern Miss (6/1/08)
RBI:	2 several times; last vs. UC Irvine (6/7/08)



17

DJ LeMahieu

Infielder

6-4, 193, R-R, So., IL

Bloomfield Hills, Mich. (Brother Rice HS)

2008 NCAA Regional All-Tournament Team
2008 Louisiana Freshman of the Year

MLB Draft: 41st round in 2007 (Detroit)

A prized prospect from Michigan who was the Tigers' starting shortstop as a true freshman in 2008 ... a patient, right-handed hitter who possesses an inside-out swing ... has the potential to become a serious power threat at the plate ... named the No. 6 prospect in the Cape Cod League in the summer of 2008 by Baseball America magazine ... he was the regular-season MVP for the Harwich Mariners in the Cape Cod League, batting .290 (31-for-107) with five doubles, one homer, 13 RBI and 16 runs in 28 games.

2008 Season

Played in 68 games (67 starts at shortstop), batting .337 (87-for-258) with 11 doubles, one triple, six homers, 44 RBI and 10 steals ... batted .336 (39-for-116) in SEC regular-season games with four doubles, two homers and 15 RBI ... hit .347 (17-for-49) in the Tigers' postseason games with three doubles, one triple, one homer and six RBI ... 3-for-11 in the College World Series with two RBI ... enters the 2009 season riding a 16-game hit streak that began on May 15 at Auburn ... also recorded a 12-game hit streak from April 12-29 ... hit .417 (5-for-12) in the Super Regional vs. UC Irvine with 1 HR, 4 RBI, 3 runs ... voted to NCAA Baton Rouge Regional all-tournament team as he batted 300 (3-for-10) with seven runs scored ... batted .357 (40-for-112) over LSU's final 29 games with eight 2B, one 3B, two HRs, 19 RBI ... hit .478 (11-for-23) over a seven-game stretch (March 25-April 2) with three RBI and six runs ... batted .407 (35-for-86) on the year with runners in scoring position ... launched two solo homers in March 2 win over Duquesne.

High School

A powerful hitter from Brother Rice High School in Michigan ... received All-America honors from Rawlings and Louisville Slugger ... participated in the All-American Baseball game in 2007... two-time winner of the Gatorade Player of the Year award for the state of Michigan ... also voted Louisville Slugger Player of the Year for Michigan in 2006 and 2007 ... named to Michigan's All-State Dream Team twice ... also earned first-team all-state honors as a senior ... named an AFLAC All-American during his junior season ... a four time member of the Detroit Metro Catholic All-League team ... participated in the East Coast Professional Showcase as well as the Area Code Games in Long Beach, Calif. in 2006 ... posted a career .459 batting average with 201 hits ... as a senior, batted .574 with 16 doubles, seven triples, eight homers, 32 RBI and a .1034 slugging percentage ... also scored 70 runs and stole 39 bases ... hit .436 in 2006 with 12 doubles, six triples, 42 RBI and a .736 slugging percentage ... coached by Bob Riker ... earned three letters in basketball as a guard in addition to his play on the diamond.

Personal

Full name is David John LeMahieu ... parents are Tom and Joan LeMahieu ... interests include fishing ... credits his dad with teaching him "how to play baseball the right way" ... currently undecided on a major at LSU ... born July 13, 1988 in Visalia, Calif. ... lived in California until he was seven years old, then lived in Las Vegas for one year, Madison, Wisc. for five years and Bloomfield Hills, Mich. for five years.

LeMahieu's LSU Career Statistics

Year	Avg	GP	GS	AB	R	H	2B	3B	HR	RBI	TB	SLG%	BB	HBP	SO	SB	ATT
2008	.337	68	67	258	56	87	11	1	6	44	118	.457	20	3	31	10	11

LeMahieu's LSU Career Highs

At-Bats:	7 vs. Georgia (4/20/08)
Hits:	3 four times; last at Auburn (5/15/08)
Runs Scored:	3 vs. Southern Miss (6/1/08)
Doubles:	2 at Auburn (5/15/08)
Triples:	1 vs. South Carolina (5/21/08)
Home Runs:	2 vs. Duquesne (3/2/08)
RBI:	3 three times; last at Tulane (4/22/08)



8

Mikie Mahtook

Outfielder

6-1, 195, R-R, Fr., HS

Lafayette, La. (St. Thomas More HS)

MLB Draft: 39th round in 2008 (Florida)

Outstanding prospect with power potential to all fields ... generates excellent bat speed ... superb runner that covers ground in the outfield with tremendous arm strength.

High School

Batted .450 in 2008 with 13 home runs, 45 RBI and 25 stolen bases ... 2008 First Team All-State ... three-time First Team All-Acadiana selection ... three-time First Team All-District selection ... earned All-State, All-Acadiana and All-District recognition in football as a quarterback ... helped lead St. Thomas More to three baseball district championships and two football district titles.

Personal

Full name is Michael Anthony Mahtook ... parents are Mary Ann Mahtook and the late Michael Mahtook ... has younger twin sisters, Catherine and Christina ... his dad,



Mike Mahtook, and his uncle, Robbie Mahtook, played football at LSU ... another uncle, Ronnie Mahtook, played football at UL-Lafayette ... plans to major in business at LSU ... born November 30, 1989.



58
Spencer Mathews
RH Pitcher
5-II, 182, R-R, Fr., RS
Lake Charles, La. (Barbe HS)

Talented right-hander who earned a place on the LSU roster this fall after participating in walk-on tryouts.

High School

A 2007 Louisville Slugger First-Team All-American ... named 2007 First-Team All-State in Class 5A ... All Southwest Louisiana Pitcher in 2007 ... earned 2007 first-team All-District recognition ... posted a 14-1 record with a 1.05 ERA in 2007 with 18 walks and 92 strikeouts in 86 innings ... threw a no-hitter in the first round of the 2007 state playoffs against H.L. Bourgeois High School.

Personal

Full name is Spencer Scott Mathews ... parents are Scotty and Jackie Mathews ... has as older brother, Taylor, and a younger sister, Madison ... majoring in kinesiology/human movement at LSU ... born March 6, 1989.



30
Chris Matulis
LH Pitcher
6-5, 215, L-L, Fr., HS
Boynton Beach, Fla. (Park Vista HS)

MLB Draft: 47th round in 2008 (Tampa Bay)

Excellent left-handed prospect who can run his fastball into the low 90s ... an intimidating figure with outstanding mound presence and savvy.

High School

2008 Max Preps First Team All-American ... 2008 South Florida Sun-Sentinel Player of the Year ... 2008 Palm Beach Post Player of the Year ... 2008 First Team All State and First Team All Conference ... recorded a 10-0 mark in the mound in 2008 with 0.41 ERA in 67.2 innings; fired seven shutouts while registering 96 strikeouts, 28 walks and a .140 opponent batting average ... 3-2 record in 2007 with a 1.29 ERA and 27 Ks ... 6-2 record in 2006 with a 2.25 ERA and 33 Ks ... posted a 1.09 ERA in 2005 with three saves and 34 Ks ... named to the National Society of High School Scholars.

Personal

Full name is Christopher Joseph Matulis ... parents are Michael and Judy Matulis ... has three siblings, Stephen, Alex and Matthew ... plans to major in sports medicine at LSU ... chose to attend LSU because it provided the "best environment for me to succeed academically and athletically" ... born April 9, 1990.



32
Chris McGhee
Infielder
5-9, 170, R-R, Sr., 3L
Alexandria, La. (Alexandria HS)

2006 SEC Freshmen Academic Honor Roll

Excellent all-around athlete who has made significant contributions throughout his career ... great speed, good instincts with tremendous heart ... fifth-leading hitter in the summer of 2007 in the New York Collegiate Baseball League, batting .350 (55-for-157) with eight doubles, two triples, 15 RBI, 28 runs and 15 steals ... a member of the 2006 SEC Freshman Academic Honor Roll as a mass communication major.

2008 Season

Appeared in 29 games (five starts), batting .310 (9-for-29) with three doubles, three RBI, five steals and 14 runs scored ... 2-for-3 with a double and three runs scored in 9-7 win over Alabama on April 6 ... 2-for-5 on April 15 versus Nicholls State with one double and one RBI.

2007 Season

Played in 42 games with 24 starts (16 starts at second base, seven in right field, one in left field) ... batted .226 (21-for-93) with two doubles, one triple, one homer, 11 RBI, 19 runs and 10 stolen bases ... a combined 6-for-9 with a homer, two RBI and four runs in Games 2 and 3 of the Kentucky series ... 3-for-4 with a homer, two RBI and two runs scored vs. Kentucky on March 24; 3-for-5 with two runs scored on March 25 vs. UK ... 2-for-4 with two RBI and one run scored at Alabama (April 1) ... tripled and drove in two runs versus Auburn (April 8).

2006 Season

Appeared in 27 games as LSU's primary pinch runner and a reserve outfielder ... singled in his only at-bat of the season vs. Centenary (2/14) ... scored 10 runs on the year with four stolen bases ... scored final run in a win over Tennessee (4/9) as a pinch runner on a double by Matt Luzzza.

High School

Two-sport star at Alexandria High School ... earned four letters in baseball (shortstop) and three letters in football (quarterback) ... named all-district and all-state in both sports ... as a senior, helped both teams to district championships after undergoing reconstructive ankle surgery a year earlier ... batted over .370 for his career ... coached in baseball by former LSU assistant coach Daniel Tomlin ... led ASH to back-to-back playoff appearances as a dual-threat quarterback.

Personal

Full name is Christopher Randall McGhee ... parents are Louis and Ollie McGhee ... has one older brother Nicholas, who is a former pitcher at Southern University ... enjoys motivational quotes and video games ... majoring in mass communication at LSU ... born June 10, 1987.

McGhee's LSU Career Statistics

Year	Avg	GP	GS	AB	R	H	2B	3B	HR	RBI	TB	SLG%	BB	HBP	SO	SB	ATT
2006	1.000	27	0	1	10	1	0	0	0	0	1	1.000	1	0	0	4	8
2007	.226	42	24	93	19	21	2	1	1	11	28	.301	13	2	21	10	11
2008	.310	29	5	29	14	9	3	0	0	3	12	.414	8	2	5	5	5
TOTAL	.252	98	29	123	43	31	5	1	1	14	41	.333	22	4	26	19	24

McGhee's LSU Career Highs

At-Bats:	5 five times; last vs. Nicholls State (4/15/08)
Hits:	3 twice; last vs. Kentucky (3/25/07)
Runs Scored:	3 twice; last vs. South Carolina (4/26/08)
Doubles:	1 five times; last vs. Miss. State (5/9/08)
Triples:	1 vs. Auburn (4/8/07)
Home Runs:	1 vs. Kentucky (3/24/07)
RBI:	2 four times; last vs. Auburn (4/8/07)
Stolen Bases:	3 at Alabama (4/1/07)



3
Jared Mitchell
Outfielder
6-0, 192, L-L, Jr., 2L
New Iberia, La. (Westgate HS)

2008 NCAA Regional All-Tournament Team

2008 Second-Team All-Louisiana

SEC Freshman of the Week (Feb. 26, 2007)

MLB Draft: 10th Round in 2006 (Minnesota)

One of the top-rated baseball prospects in the country who enters his third season as a starting outfielder for the Tigers ... a two-sport athlete as an outfielder on the LSU baseball team and a wide receiver on the Tigers football squad ... caught 13 passes for 143 yards during the 2007 football season as LSU captured the SEC and BCS titles ... caught seven passes for 87 yards during the 2008 football season ... turned down a significant offer from the Minnesota Twins to attend LSU after being selected by the club in the 10th round of the 2006 Major League Baseball Draft ... tabbed by Baseball America as the No. 3 high school athlete for 2006 ... the

INTRO

THIS IS LSU

PREVIEW

TIGERS

COACHES

REVIEW

HISTORY

RECORDS

LSU



INTRO

THIS IS LSU

PREVIEW

TIGERS

COACHES

REVIEW

HISTORY

RECORDS

LSU

publication also ranked him the 43rd-best overall high school baseball prospect in the nation for 2006 ... has outstanding speed and defensive tools ... quick bat and can drive the ball to all fields.

2008 Season

Played in 52 games (42 starts), batting .297 (52-for-175) with 10 doubles, one triple, six homers, 29 RBI, 44 runs and 16 steals ... started 24 games in left field, 15 games in center field and three games at DH ... batted .365 (19-for-52) in SEC regular-season games with five doubles, four homers, 13 RBI, 16 runs and four steals ... 2-for-12 at the College World Series with three runs, including the game-winning run in the Tigers' 6-5 victory over Rice (June 17 ... hit .429 (6-for-14) in Super Regional vs. UC Irvine with 1 HR, 3 RBI, 3 runs ... 4-for-14 in the NCAA Baton Rouge Regional, earning all-tournament honors as he collected one double, three RBI and three runs ... batted .336 (38-for-113) during LSU's final 29 games with nine doubles, one triple, five homers, 22 RBI, 31 runs and 11 stolen bases ... scored from second base on a Matt Clark sacrifice fly at Auburn on May 17 ... delivered an inside-the-park home run on March 8 in the first game of a doubleheader versus Stetson -- the homer, a two-run dinger, was the first inside-the-park blast by an LSU player since Cedrick Harris hit one versus Nicholls State on March 17, 1999 in Alex Box Stadium ... 3-for-4 with a homer, three RBI and three runs versus South Carolina (April 25) ... 4-for-5 with one homer, one double, three RBI and four runs versus Mississippi State (May 9) ... 3-for-5 with three RBI and two runs versus Texas Southern in NCAA Baton Rouge Regional (May 30).

2007 Season

Started 55 games for LSU in center field, batting .258 (54-for-209) with eight doubles, one triple, three homers, 41 runs, 21 RBI and 18 stolen bases ... rated No. 6 in the SEC in steals ... made a spectacular game-ending catch in center field to preserve LSU's 5-3 win at Arkansas on May 6; he leaped and caught a fly ball at the top of the wall that would have tied the game in the bottom of the ninth inning ... named SEC Freshman of the Week on Feb. 26 as he hit .462 (6-for-13) in three games with one double, one homer, three RBI and four runs to lead LSU to a series victory over Central Florida ... including the Tigers' victory over Northwestern State on Feb. 21, Mitchell batted .471 (8-for-17) in four games that week with one double, one homer, five runs and three RBI ...

High School

A prolific outfielder and wide receiver at Westgate High School ... named the Louisiana High School Gatorade Player of the Year as a senior after batting .506 with six homers and 31 RBI ... swiped 29 bases in 30 attempts ... named the MVP of the BEST World Championships in Fort Myers, Fla. ... a first-team all-state and all-district selection sophomore through senior years ... voted a 2006 Sony Playstation All-American ... selected to the all-tournament team for the Perfect Game World Wooden Bat Championship in Marietta, Ga. ... invited to the 2005 AFLAC All-American High School Baseball Classic in Aberdeen, Md. ... a five-star athlete in football who was a dual-threat quarterback ... named the 2005 Class 5A Offensive MVP after passing for 1,720 yards and 10 touchdowns and rushing for 834 yards and 12 touchdowns ... maintained a 3.3 GPA.

Personal

Full name is Jared Christopher Mitchell ... parents are Craig and Debra Mitchell ... has one brother, Derek ... says the most famous person he has met is Atlanta Braves all-star Andruw Jones ... majoring in general studies with concentrations in business administration, communication studies and sociology ... born October 13, 1988.

Mitchell's LSU Career Statistics

Year	Avg	GP	GS	AB	R	H	2B	3B	HR	RBI	TB	SLG%	BB	HBP	SO	SB	ATT
2007	.258	55	55	209	41	54	8	1	3	21	73	.349	17	9	49	18	20
2008	.297	52	42	175	44	52	10	1	6	29	82	.469	15	3	49	16	18
TOTAL	.276	107	97	384	85	106	18	2	9	50	155	.404	32	12	98	34	38

Mitchell's LSU Career Highs

At-Bats:	6 twice; last vs. Alabama (5/24/08)
Hits:	4 twice; last vs. Mississippi State (5/9/08)
Runs Scored:	4 vs. Mississippi State (5/9/08)
Doubles:	2 at Auburn (5/15/08)
Triples:	1 twice; last at Tulane (4/22/08)
Home Runs:	1 several times; last vs. UC Irvine (6/8/08)
RBI:	3 four times; last vs. Texas Southern (5/30/08)
Stolen Bases:	2 five times; last vs. Michigan State (3/5/08)



38

Jordan Nicholson

RH Pitcher
6-1, 175, R-R, So., IL
Ruston, La. (Ruston HS)

An excellent prospect from the same high school as LSU teammate Ben Alsop ... possesses superb control ... has three pitches in his repertoire and a very quick release to the plate ... will be counted on in middle relief for the Tigers in 2009.

2008 Season

Made 12 relief appearances, recording no decisions with a 4.26 ERA in 12.2 innings ... posted two walks and eight strikeouts and limited opponents to a .265 batting average ... fired two shutout innings in each of his first three relief appearances ... allowed no runs on two hits versus Indiana (Feb. 22) with one walk and two Ks ... allowed no runs on no hits in two innings versus Southern (Feb. 26) with no walks and one K ... allowed one hit while blanking Duquesne over two innings (March 2) ... also recorded two strikeouts in one-inning outings versus Southeastern Louisiana (March 11) and versus Tulane (March 19).

High School

A highly decorated pitcher from Ruston High School ... a Class 5A first-team all-state selection in 2007 ... a member of the All-Northeast Louisiana team ... earned the All-Area Pitcher of the Year honors from the Shreveport Times ... voted the district I-5A player of the year ... also named to the district I-5A first-team as a pitcher ... a member of the LHSAA All-Star team ... was Ruston High School's baseball MVP ... had a 7-6 record on the mound during his senior season with a 2.49 ERA and 81 strikeouts in 70 innings ... earned Academic all-state honors with a 3.11 GPA ... as a junior, posted an 8-3 mark and a 1.88 ERA with nine walks and 58 strikeouts ... coached by Toby White.

Personal

Full name is Jordan Alan Nicholson ... parents are Bo and Sheila Nicholson ... has one brother, Logan ... interests include ATVs and trucks ... credits his father with having the greatest influence upon his athletic career ... currently undecided on a major at LSU ... born June 23, 1989.

Nicholson's LSU Career Statistics

Year	ERA	W	L	App	GS	CG	SHO	CBO	SV	IP	H	R	ER	BB	SO
2008	4.26	0	0	12	0	0	0	1	0	12.2	13	7	6	2	8

Nicholson's LSU Career Highs

Innings:	2 three times; last vs. Duquesne (3/2/08)
Strikeouts:	2 three times; last vs. Tulane (3/19/08)
Hits Allowed:	3 twice; last vs. Alabama (4/6/08)
Runs:	3 vs. Alabama (4/6/08)
Earned Runs:	3 vs. Alabama (4/6/08)
Walks:	1 twice; last vs. New Orleans (3/26/08)



36

Austin Nola

Infielder
5-11, 192, R-R, Fr., HS
Baton Rouge, La. (Catholic HS)

MLB Draft: 48th round in 2008 (Colorado)

Outstanding prospect who will contend for playing time this season ... extremely refined defensive shortstop with a big-time arm and the ability to make great plays in the hole ... very hard worker who is always looking to improve ... patient hitter who stays inside the ball well and hits doubles in the gaps with ease.


High School

Four-time all-state and four-time all-district selection ... 2008 Gatorade State Player of the Year ... 2008 Louisville Slugger State Player of the Year ... 2008 LBCA State Player of the Year in Class 5A ... 2008 Louisville Slugger All-American ... 2008 Under Armour/Team One Pre-Season All-American ... 2008 All Metro Team and District MVP ... 2008 Academic All-State Team ... named the Baton Rouge Advocate's 2008 Star of Stars in Baseball ... batted .447 in 2008 with 48 runs, 42 RBI, 13 homers, a .895

slugging percentage and a .549 on-base percentage ... batted .368 in 2007 with 38 runs, 34 RBI and six homers.

Personal

Full name is Austin Kyle Nola ... parents are A.J. and Stacie Nola ... one younger brother, Aaron ... hobbies include bass fishing ... plans to major in business at LSU ... born December 28, 1989.



14

Sean Ochinko

Catcher

5-II, 206, R-R, Jr., 2L

Parkland, Fla. (Douglas HS)

2007 Freshman All-SEC

2007 Second-Team All-Louisiana

Excellent player and team leader who will see action at both catcher and first base this season ... earned 2007 Freshman All-SEC recognition after starting in all 56 games that year -- 32 starts at first base and 24 at catcher ... enjoyed an outstanding 2007 summer in the Cape Cod League, participating in the league's All-Star Game ... second-leading hitter for the Yarmouth-Dennis (Mass.) Red Sox in '07, batting .315 (39-for-124) with nine doubles, eight homers, 23 RBI and 24 runs ... named to Baseball America's Top 300 High School Players of 2006.

2008 Season

Played in 47 games (30 starts), batting .272 (37-for-136) with six doubles, four homers and 21 RBI ... delivered go-ahead RBI single during five-run LSU ninth inning in Game 2 of Super Regional vs. UC Irvine (June 8); Tigers entered the ninth trailing 7-4 -- Ochinko's single gave LSU an 8-7 lead in the eventual 9-7 victory ... solo HR in 7th inning vs. Arkansas (March 21) to tie game 7-7; LSU went on to win 8-7 in 11 innings ... game-winning single in the bottom of the 15th inning to defeat UNO, 7-6, on May 13 ... hit a homer and drove in two runs in win over South Carolina (April 26) ... also homered and collected two RBI in win at Kentucky (May 3).

2007 Season

Batted .277 (53-for-191) in 56 games (32 at 1B, 24 at catcher) with five doubles, seven homers, 32 RBI and 27 runs ... hit .324 (33-for-102) in SEC games with three doubles, two homers, 13 RBI and 11 runs ... batted a sizzling .342 (13-for-38) in the last 10 games of the season with one double, one homer, five RBI and four runs ... 3-for-3 vs. Ole Miss on April 13 with one RBI and one run in 4-3 LSU win ... 4-for-9 in final two games of Tennessee series (April 28-29) with one double, two RBI and two runs scored ... 2-for-5 on May 1 vs. Nicholls State with one homer, three RBI and one run ... collected four singles in four at-bats at Vanderbilt on May 19.

High School

Three-year standout at Stoneman Douglas High School ... primarily played catcher ... batted .407 with 10 doubles, four homers and 33 RBI as a junior ... a 2006 Puma Pre-season All-American ... invited to the 2005 Cape Cod National High School Classic ... hit .388 with a homer and 25 RBI as a sophomore ... led team to three district championships and a regional semifinal appearance in 2005 ... played in the 2005 Connie Mack World Series in Cincinnati, Ohio, sparking his team to Game 4 and Game II victories with two RBI doubles in each contest ... coached by Dean Florio.

Personal

Full name is Sean Peter Ochinko ... parents are Peter and Susan Ochinko ... Has two younger brothers, Tyler and Zach ... lists fishing, golfing, ping-pong and pool as his favorite hobbies ... lists his mother and father as the biggest influences on his athletic career ... majoring in general studies at LSU ... born October 21, 1987 in Silver Springs, Md.

Ochinko's LSU Career Statistics

Year	Avg	GP	GS	AB	R	H	2B	3B	HR	RBI	TB	SLG%	BB	HBP	SO	SB	ATT
2007	.277	56	56	191	27	53	5	0	7	32	79	.414	21	9	40	2	7
2008	.272	47	30	136	19	37	6	0	4	21	55	.404	3	5	25	0	1
TOTAL	.275	103	86	327	46	90	11	0	11	53	134	.410	24	14	65	2	8

Ochinko's LSU Career Highs

At-Bats: 5 several times; last at Kentucky (5/3/08)

Hits: 4 at Vanderbilt (5/19/07)

Runs Scored: 2 six times; last at Kentucky (5/3/08)

Doubles: 1 several times; last at Tennessee (March 14)

Triples: none

Home Runs: 1 several times; last vs. Southern Miss (5/31/08)

RBI: 3 four times; last vs. Florida (5/19/07)

Stolen Bases: 1 twice; last vs. Auburn (4/8/07)



22

Matty Ott

RH Pitcher

6-I, 180, R-R, Fr., HS

Metairie, La. (Holy Cross HS)

Superb prospect from the New Orleans area with outstanding academic and athletic credentials.

High School

Graduated Summa Cum Laude with a 4.02 GPA ... member of the National Honor Society ... 2008 LSWA All State First Team - Class 4A ... selected to play in 2008 LHSCA All-Star Game ... 2008 New Orleans Times Picayune All Metro Team ... 2008 MVP of District 9-4A; earned First-Team All-District honors in 2007 ... 2008 Holy Cross High Pitcher of the Year ... 2008 Ironman Award (started and played in all 38 games during the season) ... posted a 9-2 record in 2008 with a 1.97 ERA, 16 walks and 87 strikeouts in 67.2 innings ... batted .333 in 2008 with 28 RBI and four homers ... worked 78 innings in 2007, recording a 0.81 ERA, 12 walks and 101 Ks ... fired a perfect game in February 2007 versus Terrebonne High School.

Personal

Full name is Matthew Tyler Ott ... parents are Charles and Allison Ott ... has older twin brothers, Zachary and Jacob ... plans to major in business at LSU ... chose to attend LSU because "the coaches were honest with me when recruiting and made me feel wanted" ... born April 20, 1990.



18

Nicholas Pontiff

Outfielder

5-II, 179, R-R, Sr., 3L

Metairie, La. (Jesuit HS)

2008 SEC Academic Honor Roll

2007 SEC Academic Honor Roll

2006 SEC Academic Honor Roll

Talented player who will contend for significant playing time in the LSU outfield ... redshirted as a true freshman in 2005 ... a three-time member of the SEC Academic Honor Roll as a management major.

2008 Season

Played in 35 games (13 starts), batting .239 (17-for-71) with four doubles, one homer and eight RBI ... started 11 games in right field, 1 in left field and one at DH ... launched a two-run homer in the eighth inning versus South Carolina (April 26), tying the score at 9-9 in a game LSU eventually won in 11 innings (11-10) ... delivered an RBI groundout during a five-run LSU rally in the ninth inning vs. UC Irvine in Game 2 of the NCAA Super Regional; Pontiff's RBI reduced UCI's lead to 7-6; the Tigers scored three more runs in the inning en route to a 9-7 victory ... singled and scored a run in LSU's College World Series win over Rice (June 17) ... 2-for-4 with a double and three RBI versus Nicholls State (April 15).

2007 Season

Played in 30 games (21 starts), batting .313 (26-for-83) with four doubles, one homer, 14 RBI and 12 runs ... LSU's leading hitter in SEC games, batting .333 (22-for-66) in 18 games with two doubles, one homer, 13 RBI and nine runs ... hit .353 (12-for-34) in LSU's last 10 games with two doubles, four RBI and six runs ... batted .346 (9-for-26) with runners in scoring position ... first entered the starting lineup on April 11 vs. Miss. Valley State and was a fixture for the rest of the season at either 2B or DH ... drove in five runs in the Mississippi State series (April 20-22) as he delivered key hits in the Tigers' victories in Games 2 and 3 ... in the 6-5 win in Game 2, Pontiff launched a two-run homer in the sixth inning to tie the game at 5-5; in the 3-1 victory in Game 3, Pontiff delivered the game-winning hit -- a two-out, two-run single in the seventh inning to break a 1-1 tie.

2006 Season

Appeared in 39 games (14 starts), batting .189 (10-for-53) with two doubles, one homer, 10 RBI and nine runs scored ... hit safely in six of his first seven games and committed only two errors in 73 chances ... 3-for-4, two RBI and first career homer vs. Stetson (March 11) ... collected two RBI in three consecutive games - vs. Temple (Feb. 26) and vs. Stetson (March 11 and March 12).

High School

Earned two baseball letters at Jesuit High, where he helped lead his team to a state runners-up finish in 2003 ... played as the Blue Jays' starter at second base.

Personal

Full name is Nicholas E. Pontiff ... parents are Wally, Sr. and Terry Pontiff ... older sister, Haley ... older brother, the late Wally Pontiff Jr., was a three-year letterman (2000-02) at third base for LSU, earning all-SEC honors in 2001 and 2002 ... Wally Jr. passed away in July of 2002 due to heart abnormalities ... majoring in management at LSU ... born December 18, 1985.

Pontiff's LSU Career Statistics

Year	Avg	GP	GS	AB	R	H	2B	3B	HR	RBI	TB	SLG%	BB	HBP	SO	SB	ATT
2006	.189	39	14	53	9	10	2	0	1	10	15	.283	4	1	9	0	0
2007	.313	30	21	83	12	26	4	0	1	14	33	.398	3	3	13	0	1
2008	.239	35	13	71	15	17	4	0	1	8	24	.338	5	0	14	1	1
TOTAL	.256	104	48	207	36	53	10	0	3	32	72	.348	12	4	36	1	2

Pontiff's LSU Career Highs

At-Bats:	5 twice; last at Florida (3/30/08)
Hits:	3 four times; last vs. Florida (5/11/07)
Runs Scored:	2 several times; last at Auburn (5/17/08)
Doubles:	1 several times; last vs. New Orleans (5/13/08)
Triples:	none
Home Runs:	1 three times; last vs. South Carolina (4/26/08)
RBI:	3 twice; last vs. Nicholls State (4/15/08)
Stolen Bases:	1 vs. Nicholls State (4/15/08)



30
Anthony Ranaudo
RH Pitcher
6-7, 231, R-R, So., IL
Jackson, N.J. (St. Rose HS)

MLB Draft: 11th round in 2007 (Texas)

Hard-throwing right-hander with mid-90s fastball who is considered one of the best pitching prospects in the country ... projected to be one of the starters in LSU's 2009 weekend rotation ... a big, intimidating pitcher ... throws a curveball and changeup to complement his fastball ... has a tremendous feel for his pitches, especially for his height.

2008 Season

Appeared in eight games (one start), recording a 1-0 mark and a 0.00 ERA in 12 innings ... allowed three runs (none earned) on five hits with six walks and 13 strikeouts ... did not make his LSU debut until April 15 vs. Nicholls State due to tendinitis in his elbow; fired one scoreless inning in his debut ... recorded five Ks in three innings in first career start at Auburn (May 17); was charged with three runs, but none earned ... posted first career LSU win in SEC Tournament victory over Alabama (May 24) -- two scoreless innings, one hit, one walk, two strikeouts ... pitched the final inning of LSU's Game 3 NCAA Super Regional win over UC Irvine (June 9), allowing no runs on no hits with one strikeout ... worked one scoreless inning in LSU's College World Series opener versus North Carolina (June 15), allowing two hits.

High School

A stellar right-handed pitcher at St. Rose High School in Belmar, N.J. ... a 2007 Rawlings All-America selection ... 2007 all-state, all-county and all-division selection ... posted a 5-2 record on the mound in '07 with a 1.32 ERA, 65 strikeouts and 14 walks in 49 innings ... named the male athlete of the year at St. Rose High School ... selected as the Coast Star Newspaper Athlete of the Year as a junior ... recorded a 7-0 mark with a 0.96 ERA and 99 strikeouts during his junior season ... as a sophomore, pitched back-to-back no-hit games ... during the 2005 state championship game, pitched a two-hit shutout and hit a three-run homer to led St. Rose to the New Jersey state title ... posted a 21-4 career pitching record with a 1.44 ERA, 240 strikeouts and three no-hitters ... also had a .402 career batting average with 11 homers and 83 RBI ... coached by Bart McInerney ... collected over 1300 points and 800 rebounds as the captain of the basketball team ... won the Dwight D. Eisenhower Citizenship Award ... president of the student council and a member of National Honor Society.

Personal

Full name is Anthony R. Ranaudo ... parents are Angelo and Sharon Ranaudo ... has three siblings, Kerri, Rocky and Ashlee ... interests including fishing and paintball ...

credits his father with his success ... said that his father "always believed I could do whatever I dreamed" ... plans to major in education with a minor in business at LSU ... born September 9, 1989.

Ranaudo's LSU Career Statistics

Year	ERA	W	L	App	GS	CG	SHO	CBO	SV	IP	H	R	ER	BB	SO
2008	0.00	1	0	8	1	0	0	1	0	12.0	5	3	0	6	13

Ranaudo's LSU Career Highs

Innings:	3 at Auburn (5/17/08)
Strikeouts:	5 at Auburn (5/17/08)
Hits Allowed:	2 vs. North Carolina (6/15/08)
Runs:	3 at Auburn (5/17/08)
Earned Runs:	none
Walks:	3 at Auburn (5/17/08)



20
Shane Riedie
RH Pitcher
6-5, 243, R-R, Fr., HS
Slidell, La. (Slidell HS)

Talented, hard-throwing right-hander who has a chance to develop into an outstanding pitcher.

High School

2008 All Metro Pitcher of the Year ... 2008 and 2007 Class 5A LBCA All State Team ... 2008 and 2007 All Parish Team ... 2008 and 2007 First Team All-District ... posted an 8-3 record and a 1.23 ERA in 2008 with 110 strikeouts in 76 innings ... recorded a 7-4 mark in 2007 with a 1.60 ERA and 106 Ks in 77 innings.

Personal

Full name is Shane Matthew Riedie ... parents are L.J. and Denise Riedie ... has one older sibling, Lyndsey ... interests include fishing and hunting ... plans to major in either engineering or political science at LSU ... born January 5, 1990.



12
Austin Ross
RH Pitcher
6-2, 190, L-R, So., IL
Shreveport, La. (Captain Shreve HS)

2008 SEC Freshmen Academic Honor Roll

Talented hurler who will contend for a spot in the LSU weekend rotation this season ... a proven winner during his career at Captain Shreve High School ... considered one of the best pitchers in the state of Louisiana as a high school senior ... throws a two-seam fastball, a sinker and a slider ... rated the No. 2 prospect last summer in the Central Illinois Collegiate League by Baseball America magazine ... earned 2008 SEC Freshmen Academic Honor Roll recognition as a petroleum engineering major.

2008 Season

Appeared in 21 games (two starts), posting a 3-1 record and a 2.58 ERA in 52.1 innings with three saves ... recorded nine walks and 37 strikeouts ... worked nine innings in SEC regular-season games, posting a 1-0 mark and a 4.00 ERA with one walk and three Ks ... worked one shutout inning in Game 3 of NCAA Super Regional versus UC Irvine (June 9), allowing no hit with one walk ... pitched four shutout innings to earn a save in NCAA Baton Rouge Regional win over Texas Southern (May 30), allowing three hits with no walks and three strikeouts ... fired seven shutout innings in relief on April 1 to lead LSU to an 8-3 victory over Southern University; Ross earned his first career collegiate victory as he entered the game in the second inning and limited the Jaguars to no runs on four hits in seven innings with one walk and eight strikeouts ... earned win at Southern Miss (April 9) with two scoreless relief innings, allowing one hit ... recorded first career SEC win at Auburn (May 17), allowing three runs on four hits in three innings with no walks and one strikeout ... earned save vs. Northwestern State on March 25 - three innings, two runs on six hits with one walk and four Ks ... also recorded a save versus Stetson (March 8), allowing one run on five hits in three innings with one walk and two Ks.



High School

Named the 2007 Louisiana Baseball Coaches Association Class 4A Pitcher of the Year ... had a career pitching record of 24-2 with a 1.32 ERA in 148.1 innings; recorded 177 strikeouts and 20 walks ... earned first-team all-state, all-city and all-district honors as a senior ... posted a 12-0 record and a 0.92 ERA with 110 strikeouts, 10 walks and eight shutouts during his senior campaign ... was 8-1 on the mound with a 1.27 ERA and 51 strikeouts as a junior in 2006 when Captain Shreve won the Class 4A state title ... earned all-district and all-city honors as a junior ... a member of National Honor Society and an Academic All-State selection.

Personal

Full name is Austin North Ross ... parents are Alan and Gloria Ross ... has one sister, Ramsey ... nicknamed "A-Ro" by his high school coach ... interests include hunting and golfing ... credits Scott Garrelts -- a former MLB All-Star with the San Francisco Giants -- with teaching him how to pitch ... majoring in petroleum engineering at LSU ... born August 12, 1988.

Ross' LSU Career Statistics

Year	ERA	W	L	App	GS	CG	SHO	CBO	SV	IP	H	R	ER	BB	SO
2008	2.58	3	1	21	2	0	0	1	3	52.1	51	18	15	9	37

Ross' LSU Career Highs

Innings:	7 at Southern (4/1/08)
Strikeouts:	8 at Southern (4/1/08)
Hits Allowed:	6 twice; last vs. UL-Lafayette (4/29/08)
Runs:	4 at Auburn (5/17/08)
Earned Runs:	3 twice; last at Auburn (5/17/08)
Walks:	2 vs. Duquesne (3/1/08)



16
Ryan Schimpf
Infielder
5-9, 181, L-R, Jr., 2L
Covington, La. (St. Paul's HS)

2008 SEC Academic Honor Roll

2008 NCAA Regional All-Tournament Team

2008 SEC All-Tournament Team

SEC Player of the Week (May 12, 2008)

Talented, hard-working player who enjoyed an excellent season in 2008 as LSU's starting second baseman ... received 2008 SEC Academic Honor Roll recognition as a general studies major ... rated the Baseball America No. 1 prospect for 2008 in the Valley League, a summer collegiate league in Virginia ... named the MVP of the '08 Valley League Championship Series -- batted .392 during the summer season with three doubles, 11 homers and 27 RBI in 27 games ... one of the top hitters in the Central Illinois Collegiate League in the summer 2007, batting .265 (45-for-170) with 10 doubles, two triples, two homers, 26 RBI, 30 runs and six steals ... participated in the '07 CIGL All-Star Game and was named the No. 7 prospect in the league by Baseball America magazine.

2008 Season

Played in 67 games (65 starts at second base), batting .320 (80-for-250) with 18 doubles, seven triples, 12 homers and 54 RBI ... finished No. 1 in the SEC in triples with seven ... batted a sizzling .419 (18-for-43) in LSU's 13 postseason games with seven doubles, two triples, two homers, 15 RBI and 11 runs ... LSU's leading hitter in the NCAA Super Regional versus UC Irvine, batting .615 (8-for-13) with four doubles, one triple, two homers, six RBI and three runs ... 4-for-5 with two homers, two doubles and a career-best five RBI in Super Regional championship game versus UC Irvine ... named to NCAA Baton Rouge Regional all-tournament team, batting .375 (3-for-8), 1 2B, 3 RBI, 5 runs ... voted to the SEC All-Tournament Team -- batted .333 (4-for-12) with two 2B, one 3B, six RBI ... named SEC Player of the Week May 12, as he batted .545 (6-for-11) in the Miss. State series with one double, three homers, seven RBI and seven runs scored ... launched a grand slam to highlight a six-run fourth inning in win at Southern Miss (April 9) ... Schimpf, serving as the Tigers' lead-off hitter, opened the bottom of the first inning with a home run in consecutive games against Stetson (March 8 and 9).

2007 Season

Played in 42 games (31 starts), starting 23 games in left field and eight games at DH ... batted .262 (28-for-107) with two doubles, two triples, four homers, 11 RBI and 16 runs ... drew game-winning, bases-loaded walk in the bottom of the ninth inning of

LSU's 4-3 victory over Ole Miss (April 13) ... 2-for-5 with a homer and three RBI at Tulane (April 3) ... 3-for-4 at South Carolina (March 18) with one homer and one RBI.

High School

Earned three letters as a second baseman at St. Paul's High School ... enjoyed a fantastic senior season in 2006, earning Class 5A all-state honors and batting .419 with 12 homers, 37 RBI and a 1.041 slugging percentage ... named the MVP of the Greater New Orleans area, of St. Tammany Parish and of District 4-5A ... also a 2006 first-team all-district, all-parish and all-Metro selection ... invited to play in the LHSAA All-Star Game in Alexandria, La. ... 2005 first-team all-district and all-parish selection ... as a junior, batted .392 with nine homers and 43 RBI en route to first-team 5A all-state honors ... member of a squad that won the 2004 district 5-5A championship ... led the Wolves to a 5A quarterfinal appearance in 2005 after hitting .379 ... coached by Mick Nunez ... honor roll student in the classroom.

Personal

Full name is Ryan Michael Schimpf ... parents are Craig and Pam Schimpf ... has one older brother, Kevin and one younger brother, Kyle ... chose to attend LSU because he has been a lifelong Tiger fan and his father attended LSU ... majoring in general studies at LSU ... born April 11, 1988 in New Orleans, La.

Schimpf's LSU Career Statistics

Year	Avg	GP	GS	AB	R	H	2B	3B	HR	RBI	TB	SLG%	BB	HBP	SO	SB	ATT
2007	.262	42	31	107	16	28	2	2	4	11	46	.430	16	5	34	3	5
2008	.320	67	65	250	57	80	18	7	12	54	148	.592	32	11	51	16	20
TOTAL	.303	109	96	357	73	108	20	9	16	65	194	.543	48	16	85	19	25

Schimpf's LSU Career Highs

At-Bats:	7 vs. New Orleans (5/13/08)
Hits:	4 three times; last vs. UC Irvine (6/9/08)
Runs Scored:	4 vs. Mississippi State (5/10/08)
Doubles:	2 vs. UC Irvine (6/9/08)
Triples:	1 several times; last vs. UC Irvine (6/7/08)
Home Runs:	2 twice; last vs. UC Irvine (6/9/08)
RBI:	5 vs. UC Irvine (6/9/08)
Stolen Bases:	2 vs. Miss. Valley State (2/27/08)



25
Randy Zeigler
LH Pitcher/Infielder
6-0, 160, L-L, Fr., HS
Elm Grove, La. (Calvary Baptist HS)

Versatile player who could make an impact this season both on the mound and in the batting order.

High School

2008 LBCA State Player of the Year in Class 2A at Calvary Baptist High in Shreveport ... 2007 State Pitcher of the Year in Class 1A ... helped lead Calvary to consecutive state titles in 2007 and 2008 ... posted a 10-3 record on the mound in 2008 with 129 Ks; also batted .512 with 12 homers ... posted a 12-2 record on the mound in 2007 with a 1.95 ERA and 152 strikeouts in 86 innings ... batted .445 in 2007 with 11 homers and 77 RBI ... three-time All-State and All-District selection.

Personal

Full name is Randall William Zeigler ... parents are Michael and Kay Zeigler ... has younger twin sisters, Brook and Brandi ... plans to major in business at LSU ... born August 30, 1989.





HEAD COACH
PAUL Mainieri
2008 NATIONAL COACH OF THE YEAR

When Paul Mainieri was hired as LSU's baseball coach in June 2006, he expressed a clear vision for the future of the Fighting Tiger program.

"Make no mistake about it," he said. "The goal is to return LSU to the pinnacle position in college baseball. I have all the confidence in the world that we can do that here."

In just two seasons, Mainieri has guided LSU back into college baseball's limelight as the Tigers advanced to the 2008 College World Series and are ranked No. 1 in the 2009 Collegiate Baseball magazine preseason poll.

Mainieri's promise to LSU fans to attract the nation's best players was fulfilled during his staff's first recruiting

season, as *Collegiate Baseball* magazine rated the Tigers' 2007 class No. 1 in the country. The recruiting class -- which included nine players selected in the Major League Baseball Draft -- combined with LSU's returning players to form an outstanding 2008 club.

Mainieri, named 2008 National Coach of the Year by Rivals.com and by CollegeBaseballInsider.com, directed LSU to a 49-19-1 record and the Tigers' first CWS berth since 2004. LSU, which was predicted to finish fifth in the SEC Western Division in the preseason league coaches' poll, won 26 of its final 29 games during a remarkable late-season surge.

With four weeks remaining in the regular season, LSU was 23-16-1 overall and in 11th place in the overall SEC standings with a 6-11-1 record; however, the Tigers posted a conference-record 23-game win

streak that saw LSU claim the SEC Western Division title, the SEC Tournament championship and the NCAA Baton Rouge Regional championship.

LSU's 23-game surge ended with a loss to UC Irvine in Game 1 of the NCAA Baton Rouge Super Regional, but the Tigers won the next two games over the Anteaters to advance to the College World Series for the 14th time in school history and for the first time since 2004. LSU placed fifth in Omaha with a 1-2 record, marking the Tigers' first Top 5 CWS finish since the 2000 squad claimed the national title.

Mainieri's emphasis on academic achievement produced outstanding results in the classroom. Fourteen LSU baseball players - the most in the program's history - were named to the 2008 Southeastern Conference Academic Honor Roll. The previous high for the LSU squad was 12



Paul Mainieri and his sons Tommy (left) and Nick (right) at the 2008 College World Series.

"As a player he was a full-throttle guy. He was a total overachiever who did everything he could to help you win ball games. He maximized his talent to the highest level and does that as a coach as well. The Tigers will play the game the right way. He has no tolerance for lack of effort. His team will play the game the way LSU fans like to see it played."

- JIM HENDRY, CHICAGO CUBS GENERAL MANAGER

players, established in 2004 and in 2005.

Seven LSU players were selected in the 2008 Major League Baseball first-year player draft, representing the most since eight Tigers were taken in the 2001 draft.

The 2008 team's cumulative GPA for the spring semester was 2.89, the highest figure in LSU Baseball history, and the cumulative GPA for the entire 2007-08 academic year was 2.83, also the highest ever recorded by the baseball program.

In addition, the Tigers logged 345 hours of community service work, the most by any of the LSU men's sports programs during the 2007-08 academic year. Mainieri has established an active community service function within the baseball program, as the Tigers regularly visit hospitals and schools in the Baton Rouge area. The team also participates in the ALS Walk -- promoting awareness of the treatment of Lou Gehrig's Disease -- and in the Buddy Walk, which is designed to encourage acceptance and inclusion of people with Down Syndrome.

Mainieri is personally involved in several philanthropic causes in the Baton Rouge area, as he works with Cancer Services of Baton Rouge, Prevent Child Abuse and the McMains Development

Center for Children. He also speaks on a regular basis to charitable and civic organizations throughout Louisiana.

It is Mainieri's goal to finish his collegiate baseball career in the same place it began 33 years ago. He earned a letter in 1976 as a freshman outfielder at LSU, where he also met his future wife, Karen, then a Fighting Tiger cheerleader. He completed his playing career at the University of New Orleans, and, after enjoying great success as a head coach at St. Thomas (Fla.) University, the Air Force Academy and Notre Dame, Mainieri returned to Baton Rouge for the 2007 season eager to enhance the Fighting Tigers' storied tradition.

Mainieri and his staff laid the foundation for the future of the LSU program during the '07 season, as the Tigers posted a 29-26-1 overall mark. Despite its inexperience -- the Tigers often featured four true freshmen in the batting order -- LSU was in contention for an NCAA Tournament bid through the final weekend of the regular season.

The '07 Tigers won four SEC series over Top 25 teams, as LSU posted series victories over No. 3 Arkansas, No. 13 Ole Miss, No. 15 Mississippi State (a 2007

CWS participant) and No. 25 Alabama.

LSU was led by junior right-hander Jared Bradford, a second-team All-SEC selection who posted either a win or a save in 10 of the Tigers' 12 SEC victories.

Outfielder Blake Dean and catcher Sean Ochinko each received Freshman All-SEC recognition for their outstanding rookie seasons.

LSU in 2007 led the nation in total attendance for the 12th straight season -- the final attendance figure was 256,537, an average of 7,329 per game.

Mainieri's commitment to academic excellence was illustrated by the Tigers' performance in the classroom. Eight LSU players were named to the 2007 SEC Academic Honor Roll.

Mainieri established an unparalleled standard of excellence during his tenure at Notre Dame (1995-2006), leading his teams to 11 40-win seasons, nine conference titles, nine NCAA Regional appearances and a berth in the 2002 College World Series, marking the school's first CWS trip since 1957.

Mainieri led to Notre Dame to an NCAA Regional in every season from 1999-2006, making the Irish one of 10 teams to appear in every NCAA Tournament in that eight-





Paul with his father Demie Mainieri

Mainieri's Mentors

Paul Mainieri grew up around the game of baseball on a daily basis and, as the son of a Hall of Fame coach, had the good fortune to be exposed to several outstanding coaches.

Mainieri cites three primary influences in his development as a coach, headed by his father Demie Mainieri, who coached Miami-Dade North Community College to 1,018 wins and a national title in his 30-year career.

"My father laid the foundation for identifying the correct reasons to enter into the coaching profession," says Mainieri.

"Despite his success that he may have encountered, my father emphasized to me that a coach was a teacher first and foremost. Watching how he made such a positive impact on young people's lives was the greatest factor for me wanting to follow in his footsteps."

Mainieri spent his final two seasons as an infielder at the University of New Orleans, where he had the good fortune of playing for current UNO athletic director Ron Maestri. "Coach Maestri showed me how a high intensity level and work ethic can translate into success," recalls Mainieri, whose 2002 squad opened at the Ron Maestri/UNO Classic.

"He used to do the little things-like drag the field and go into the community to raise support - and his charisma resulted in the construction of a beautiful ballpark for our team," says Mainieri.

"He pushed his team hard but would do anything for his players, and his players were very loyal to him. Coach Maestri also relayed to me the importance of recruiting the best athletes - meaning shortstops - and we had six or seven high school shortstops in our everyday lineup."

During his early days in coaching, Mainieri had the chance to meet former Los Angeles Dodgers manager Tommy Lasorda and has maintained a friendship with one of the game's greatest ambassadors.

"Tommy has advised me in so many areas, it's hard to specify any areas of emphasis," says Mainieri of Lasorda, the keynote speaker at the 2008 LSU First Pitch Banquet. "I think from him I really realized how important it is to bring joy to the ballpark every day. The players definitely follow your lead as the coach and the enthusiasm you show for your job will rub off on them."

Mainieri readily credits his success to the guidance of those three Hall of Famers. "To this day, I still regularly call each of these men to ask for their advice," he says. "I think it's safe to say I've learned from the best!"

year span - the others were Miami, Texas, Rice, Cal State Fullerton, Florida State, Stanford, Clemson, Tulane and Oral Roberts. Notre Dame also joined six other schools (LSU, Miami, Rice, South Carolina, Stanford and Texas) as the only programs to reach an NCAA Regional final every season from 2000-05.

Fifty-six of Mainieri's Notre Dame players were drafted or signed free-agent contracts, and 19 were selected in the first 10 rounds of the Major League draft. His Irish players also combined for 14 All-America and 10 Academic All-America seasons.

Mainieri's Notre Dame teams combined for a 100 percent graduation rate (71 of 71) among players who completed their eligibility. Twelve players who signed professionally after their junior year returned to Notre Dame to complete their degree requirements.

Notre Dame was the only Division I baseball program to produce Academic All-Americans each year from 2000-04, with two honored every season from 2000-03. The 2006 squad combined for an impressive 3.28 team GPA during the spring semester.

Notre Dame was one of just four schools from 1998-2001 that produced two pitchers - Brad Lidge ('98, Houston Astros) and Aaron Heilman ('02, New York Mets) - who were drafted in the first round, with both players advancing to the Major Leagues. Mainieri and his staff consistently have molded players into top prospects, as Lidge was just a 42nd-round pick out of high school while Heilman was a 54th-round pick.

Three of Mainieri's former Notre Dame pitchers - Lidge, Heilman and Christian Parker (New York Yankees) - have pitched at the Major League level, and former Irish infielder Matt Macri (Minnesota Twins) made his major league debut in 2008.

Eight other recent Irish players developed into high draft picks despite going undrafted as prep players: pitchers Tim Kalita (7th round in '99), Danny Tamayo (10th round, '01), J.P. Gagne (13th round, '03) and Jeff Samardzija (5th round, '06), shortstop Alec Porzel (13th round, '01), centerfielder Steve Stanley (2nd round, '02), first baseman Craig Cooper (7th round, '06) and pitcher Kyle Weiland (3rd round, '08).

In the Mainieri era, nine of 13 Irish players who were drafted out of high school went on to be drafted in a higher round at Notre Dame while 24 who were undrafted as prep players went on to be drafted as members of the Irish program.

The 12 years of the Mainieri era at Notre Dame include 83 noteworthy players who have gone on to distinguish themselves after their Irish careers. Among that group are: three pitchers and one infielder who have



Playing Days at LSU

Mainieri began his collegiate playing career at LSU, earning a letter as a Tiger outfielder in 1976. From LSU, he transferred to Miami-Dade Junior College for a season and then played two seasons at the University of New Orleans.

Aim High

Mainieri was the first civilian baseball coach at the Air Force Academy.

The Paul Mainieri File

Pronunciation: Muh-NAIR-ee

Career Record: 942-537-6 (.636, 26 seasons)

at LSU: 78-45-2 (.632, two seasons)

at Notre Dame: 533-213-3 (.714, 12 seasons)

at Air Force: 152-158 (.490, six seasons)

at St. Thomas: 179-121-1 (.598, six seasons)

Personal

Birthdate: August 29, 1957

Hometown: Miami, Florida

Education: 1980 - B.S. in physical education from Florida International University
1982 - M.S. in sports administration from St. Thomas (Fla.) Univ.

Family: Married to the former Karen Fejes of New Orleans, La.

Children: Nicholas (25), Alexandra (24), Samantha (22) and Thomas (14)

Coaching Awards

2008 National Coach of the Year (Rivals.com, Collegebaseballinsider.com)

2008 Louisiana Sportswriters Association Coach of the Year

2001, 2002 & 2006 ABCA Midwest Region Coach of the Year

2001 Big East Coach of the Year

2000 National Coach of the Year (College Baseball Insider)



The Mainieri Family (l-r): Alex, Karen, Paul, Tommy, Sami and Nick.

reached the Major Leagues; nearly 50 other current and former pro players; nine lawyers/current law-school students; five medical/dental-school students; seven others who have received a master's degree including two MBAs); three engineers; five involved in medical sales; 11 college/high school coaches; three teachers; three commodities brokers; a sports agent; a contractor; and a town mayor - plus others who are involved in areas such as youth services, accounting, sales, athletic administration, technology, advertising, graphic design, banking and consulting.

In 12 seasons of Big East Conference play, the Irish won more league games (192-67-2, .740) than any other team in the conference. Mainieri owns the top career Big East winning percentage (.740) in the history of the league and four of his teams posted 20-plus wins in Big East play.

Mainieri was honored in 2005 with a 25-year coaching certificate at the American Baseball Coaches Association convention and was voted the ABCA's chair of the Division I Baseball Coaches, a position he held for three years. He was also a member of the ABCA executive committee.

Mainieri served on the NCAA Division I Baseball Issues Committee, and he was a member of the NCAA Academic Enhancement Working Group.

Mainieri established in 2002 the Opening Night Dinner at Notre Dame, an event that he continues to hold each year at LSU. The event, now known as the First Pitch Banquet, has featured an impressive lineup of keynote speakers: Hall of Fame manager Tommy Lasorda, Chicago Cubs GM Jim Hendry, award-winning author and lifelong baseball fan John Grisham, legendary baseball pitcher Roger Clemens

and Notre Dame football coach Charlie Weis.

A former Chicago White Sox farmhand, Mainieri was the first civilian baseball coach at Air Force and averaged 26 wins in six seasons (1989-'94) for a program that averaged just 15 wins in the six previous years. He is the only Air Force baseball coach to post six straight 20-win seasons and his 1994 squad led the nation in hitting (.360), slugging (.623) and triples (0.76 per game).

Mainieri guided the 1993 Air Force team to its first winning season in nearly a decade (28-22), with a school-record 21 wins at home. He coached three All-Americans, two Freshman All-Americans and two Academic All-Americans with the Falcons.

Mainieri coached six seasons at St. Thomas (Fla.) University where - in 1983 at the age of 24 - he took over a program



Fighting Irish

Mainieri directed Notre Dame to nine conference titles and a 2002 College World Series appearance.



Wake Up The Echoes

Mainieri's Notre Dame players recorded a 100% graduation rate.



Leading the Tigers

Mainieri was named LSU's 25th baseball coach on June 28, 2006.

INTRO

THIS IS LSU

PREVIEW

TIGERS

COACHES

REVIEW

HISTORY

RECORDS

LSU



Mainieri Proteges

Paul Mainieri's influence extends throughout the game of baseball, as several of his former assistant coaches and players presently work as coaches or administrators:



Former Assistant Coaches

David Grewe	Assoc. Head Coach, LSU
	Former Head Coach, Michigan State
Brian O'Connor	Head Coach, Virginia
Terry Rooney	Head Coach, UCF
Cory Mee	Head Coach, Toledo
Dave Schrage	Head Coach, Notre Dame
Eric Campbell	General Manager, Team USA
Al Avila	Asst. General Manager, Detroit Tigers

Former Players

Marty Smith	Head Coach, Central Florida CC
Rick Hitt	Head Coach, South Florida CC
Javi Sanchez	Asst. Coach, LSU
Will Davis	Asst. Coach, LSU
John Corbin	Asst. Coach, Bradley
J.J. Brock	Asst. Coach, Georgetown

that had yet to post a winning season. Four of Mainieri's teams at St. Thomas were ranked in the NCAA Division II Top 10 during the season. The 1984 Sunshine State Conference Coach of the Year saw his St. Thomas teams average 30 wins per season (after an average of just 18 wins in the six previous years).

Fifteen of Mainieri's St. Thomas players entered pro baseball, with Joe Klink, Dane Johnson and Dan Rohrmeier each going on to appear on Major League rosters. Klink played with the 1987 Minnesota Twins and 1989 Oakland A's World Series championship teams while also pitching with the Florida Marlins in 1994.

Mainieri's coaching career began at his alma mater, Columbus High School in Miami, where he served as assistant baseball and football coach for three years before taking over at St. Thomas in the fall

of 1982. He also spent the final three years at St. Thomas as director of athletics.

A four-year letterwinner in college, Mainieri played one season at LSU, one season for his father, legendary JUCO coach Demie Mainieri, at Miami-Dade North Community College, and two seasons at the University of New Orleans. The second baseman helped the Privateers win two Sun Belt Conference titles and advance to the 1979 NCAA Tournament during his senior season.

After completing his undergraduate degree requirements at Florida International (1980), Mainieri played two minor-league seasons before earning a master's in sports administration from St. Thomas in 1982.

Born August 29, 1957, in Morgantown, W.Va., Mainieri and wife Karen have four children: Nicholas (25), Alexandra (24), Samantha (22) and Thomas (14).

"Coach Mainieri knows the game but he knows his players even better. He knows how to manage players extremely well - knowing who he has to push harder and who he needs to give space, always getting the best out of his players. His door was always open and he was willing to listen to whatever was on your mind - all while treating everyone with the respect they deserved and caring about the person and his life, not just the player."

- AARON HEILMAN, CHICAGO CUBS RELIEVER; NOTRE DAME PITCHER (1998-2001)

Mainieri Coaching Record

YEAR	SCHOOL	RECORD	PCT.	NOTES/HONORS
1983	St. Thomas (Fla.)	19-25-1	.445	
1984	St. Thomas (Fla.)	37-14	.725	Set school record for wins, Sunshine State Conference Coach of Year
1985	St. Thomas (Fla.)	31-21	.596	
1986	St. Thomas (Fla.)	23-24	.489	
1987	St. Thomas (Fla.)	35-21	.625	Led nation with .340 team batting avg.
1988	St. Thomas (Fla.)	33-16-1	.670	
St. Thomas Totals (6 years)		179-121-1	.596	Winningest coach in St. Thomas history
1989	Air Force	27-27	.500	Set school records for Western Athletic Conference wins (13)
1990	Air Force	26-34	.433	
1991	Air Force	22-27	.449	
1992	Air Force	23-24	.489	
1993	Air Force	28-22	.560	Team led nation in triples, second-most wins in team history, best AFA record since '82
1994	Air Force	26-24	.520	Team led nation with .360 batting average
Air Force Totals (6 years)		152-158	.490	Second-winningest coach in Air Force history
1995	Notre Dame	40-21	.656	Midwestern Collegiate Conf. Western Div. champs, most wins by first-year ND coach
1996	Notre Dame	44-18	.710	Participated in NCAA South I Regional (Tuscaloosa, Ala.)
1997	Notre Dame	41-19	.683	BIG EAST National Division champions, top winning percentage (15-6) in Big East
1998	Notre Dame	41-17	.707	Notre Dame's 10th straight 40-win season; Irish finish 12th in nation for team ERA
1999	Notre Dame	43-18	.705	National Coach of the Year (CBI); BIG EAST regular-season champ (20-5); NCAA host
2000	Notre Dame	46-18	.719	Reached title game of NCAA Starkville Regional; fourth-most wins in school history
2001	Notre Dame	49-13-1	.786	Big East/Midwest Region Coach of the Year; #1 ranking; Big East champs; NCAA host
2002	Notre Dame	50-18	.735	Midwest Region Coach of the Year; Big East champs; College World Series participant
2003	Notre Dame	45-18	.714	First Big East Tournament repeat champion since 1986; NCAA Regional participant
2004	Notre Dame	51-12	.809	First team to win three straight BIG EAST Tournament titles; NCAA Regional participant; school-record win total for 3rd time in 4 years
2005	Notre Dame	38-24-1	.611	Extended unprecedented run of Big East Tournament titles to 4; NCAA Regional finalist
2006	Notre Dame	45-17-1	.722	ABCA Midwest Region Coach of the year; extended unprecedented run of Big East Tournament titles to 5; NCAA Regional participant; Big East regular-season champs; set ND record with 23-game win streak (nation's longest in '06)
UND Totals (12 Years)		533-213-3	.714	50 of Mainieri's ND players were drafted or signed professional free-agent contracts during his tenure
2007	LSU	29-26-1	.527	LSU wins four SEC series against Top 25 teams
2008	LSU	49-19-1	.717	LSU wins SEC West and SEC Tournament; advances to CWS for first time since '04; No. 6 final national ranking
LSU Totals (2 Years)		78-45-2	.632	LSU enters 2009 season ranked No. 1 in the <i>Collegiate Baseball</i> magazine poll
26-year Head Coaching Record: 942-537-6 (.636)				
20-year Division I Coaching Record: 763-416-5 (.647)				



"Paul's strong baseball pedigree is one of his most admirable and valuable traits. He has Louisiana roots. He played at LSU and at UNO. He understands our culture and he appreciates the nuances of our people."

- SKIP BERTMAN,
FORMER LSU ATHLETICS DIRECTOR
AND HALL OF FAME COACH

INTRO

THIS IS LSU

PREVIEW

TIGERS

COACHES

REVIEW

HISTORY

RECORDS

LSU

Mainieri Records vs. Opponents as an NCAA Division I Coach

TEAM	WINS	LOSSES	TIE	TEAM	WINS	LOSSES	TIE	TEAM	WINS	LOSSES	TIE
Air Force	3	0	0	Indiana Tech	4	1	0	Rice	2	0	0
Akron	1	0	0	Indianapolis	2	0	0	Rochester	1	0	0
Alabama	6	3	0	Iowa	4	1	0	Rutgers	23	14	0
Arizona	2	2	0	IPFW	3	0	0	Sacred Heart	1	0	0
Arizona State	1	2	0	Jacksonville	0	1	0	St. John's	20	11	0
Arkansas	5	2	0	James Madison	1	0	0	St. Mary's (Calif.)	3	0	0
Arkansas Little-Rock	1	0	0	Kent State	1	1	0	St. Mary's (Texas)	1	0	0
Army	8	3	0	Kentucky	3	3	1	St. Norbert's	2	0	0
Auburn	4	2	0	Lewis and Clark State	1	0	0	St. Thomas	1	2	0
Ball State	3	4	0	Lipscomb	1	2	0	Sam Houston State	1	0	0
Baylor	0	2	0	Long Beach State	1	1	0	San Diego	1	3	0
Boston College	23	7	0	Louisiana-Lafayette	1	0	0	San Diego State	2	15	0
Bowling Green	9	2	0	Louisville	2	2	0	San Francisco	2	1	0
Butler	7	0	0	Loyola (LA)	3	0	0	Seton Hall	22	9	0
BYU	4	21	0	Manchester	6	0	0	Siena Heights	2	0	0
Cal State Fullerton	0	4	0	McNeese State	2	0	0	South Alabama	1	0	0
Cameron (OK)	1	0	0	Memphis	2	5	0	South Carolina	5	2	0
Centenary	2	0	0	Merchant Marines	3	0	0	South Connecticut	1	0	0
Central Florida	5	2	0	Metro State	7	2	0	South Dakota State	0	1	0
Central Michigan	8	4	0	Miami (FL)	2	6	0	South Florida	4	1	0
Chicago	1	0	0	Miami (OH)	1	0	0	Southeastern Louisiana	1	1	0
Chicago State	11	1	0	Michigan	7	6	0	Southern	3	0	0
Christian Brothers	2	0	0	Michigan State	2	1	0	Southern California	3	2	0
Cincinnati	4	0	0	Minnesota	2	3	0	Southern Colorado	2	0	0
Cleveland State	7	1	0	Mississippi State	8	3	0	Southern Illinois	9	2	0
College of Charleston	0	1	0	Mississippi Valley State	2	0	0	Southern Miss	5	1	0
College of Southwest	4	2	0	Missouri	1	1	0	Southern Utah	1	0	0
Colorado College	19	0	0	Navy	8	2	1	Southwest Missouri State	2	0	0
Colorado Mines	2	1	0	Nebraska	1	2	0	(Southwest) Texas State	2	1	0
Colorado State	9	6	0	Nevada	1	0	0	Stanford	0	2	0
Connecticut	19	6	1	New Mexico	9	18	0	Stetson	4	4	0
Creighton	8	7	0	New Mexico Highlands	5	1	0	Tennessee	1	5	0
Dallas	1	0	0	New Mexico State	2	6	0	Texas	0	1	0
Dayton	3	2	0	New Orleans	5	9	0	Texas A&M	1	2	0
Denver	8	2	0	Newman	1	0	0	Texas Christian	0	1	0
Detroit	8	0	0	Nicholls State	2	0	0	Texas-Pan American	4	4	0
Dominican College	1	0	0	North Carolina	1	3	0	Texas-San Antonio	2	3	0
Duke	1	1	0	North Carolina State	0	1	0	Texas Southern	1	0	0
Duquesne	7	0	0	North Florida	1	1	0	Texas Tech	2	1	0
Eastern Illinois	4	0	0	Northern Colorado	10	3	0	Toledo	10	0	0
Eastern Michigan	1	1	0	Northern Illinois	4	2	0	Tulane	4	2	0
Evansville	1	1	0	Northern Iowa	7	1	0	UC Irvine	3	1	0
Fairfield	1	0	0	Northeastern	2	2	0	UC Santa Barbara	1	0	0
Florida	2	5	0	Northeastern Illinois	6	2	0	Utah	6	19	0
Florida A&M	2	0	0	Northwestern	2	4	0	Valparaiso	12	1	0
Florida Atlantic	2	0	0	Northwestern State	2	0	0	Vanderbilt	2	3	0
Florida International	1	8	0	Notre Dame	0	4	0	Villanova	25	5	1
Florida Memorial	4	0	0	Nova (FL)	1	1	0	Virginia	1	1	0
Florida State	3	1	0	Oakland (MI)	10	0	0	Virginia Tech	6	6	0
Fort Hays State	1	1	0	Ohio State	2	1	0	Wake Forest	2	0	0
Fresno State	1	0	0	Oklahoma	0	1	0	Washington	2	2	0
George Washington	1	0	0	Ole Miss	4	4	0	Washington State	1	0	0
Georgetown	30	3	0	Oral Roberts	2	1	0	West Virginia	23	10	0
Georgia	1	2	1	University of the Pacific	1	0	0	Western Michigan	8	2	0
Georgia Tech	0	2	0	Penn State	5	2	0	Western New Mexico	2	1	0
Hawaii	4	11	0	Pepperdine	1	0	0	Winthrop	1	0	0
Hillsdale	2	0	0	Pittsburgh	21	8	0	Wisconsin-Milwaukee	7	3	0
Illinois	5	1	0	Portland	1	0	0	Wright State	1	3	0
Illinois-Chicago	4	1	0	Providence	7	2	0	Wyoming	10	15	0
Indiana	5	1	0	Purdue	8	2	0	Xavier	1	0	0
IUPUI	5	0	0	Regis	2	1	0	Yale	0	1	0
Indiana State	2	1	0	Rhodes College	1	0	0	TOTAL	763	416	5



DAVID Grewe



Former Michigan State head coach David Grewe was named the Tigers' associate head coach on June 26, 2008. Grewe, a former assistant under Mainieri at Notre Dame,

serves as LSU's pitching coach and recruiting coordinator.

Grewe's hiring not only reunited him with Mainieri, but also with LSU hitting coach Javi Sanchez, who played catcher at Notre Dame under Grewe's supervision in 2003 and 2004.

"It says a lot about David that he is willing to leave a head coaching job to come to LSU," Mainieri said. "He is a very talented coach and recruiter, and our pitchers are going to love him."

During Grewe's three-year tenure at Michigan State, the Spartans compiled a 75-85 record, including a 42-53 mark in Big Ten play. The Spartan baseball program was in contention for postseason play on the final day of each of Grewe's three seasons, and the program compiled the Big Ten's top recruiting class for the 2009 season, according to *Baseball America*.

In 2008, MSU recorded victories over traditional powers Stetson and Western Carolina while also winning a game against College World Series participant Rice. In 2007, the Spartans defeated South Florida, Oklahoma and won three of four at Ohio State.

During Grewe's three seasons, seven MSU players were selected in the MLB draft. Three players were taken in the 2008 draft, topping each of the previous two years when two players were selected. The Spartans also enjoyed notable achievements in the classroom under Grewe. Thirty MSU baseball players have been named Academic All-Big Ten over the past three seasons, including 12 student-athletes in 2006.

The Grewe File

Year at LSU: First
 Birthdate: February 26, 1976
 Hometown: Royal Oak, Mich.
 Wife: Annie
 Child: Charlie (1)
 Education: Dayton, 1998 - B.S.
 in sports management

Playing Career

1996-98 Dayton

Coaching Experience

2009- LSU (assoc. head coach/pitching coach)
 2006-08 Michigan State (head coach)
 2003-05 Notre Dame (assistant coach)
 2001-02 Central Michigan (assistant coach)
 1999-2000 Univ. of Chicago (assistant coach)



David and Annie Grewe with son Charlie

Grewe arrived in East Lansing following three years at Notre Dame (2003-05) where he served as the recruiting coordinator and the hitting and catching instructor under Mainieri. During his tenure, the Irish compiled a combined record of 134-54-1 (.712), including three straight Big East Tournament championships and three-consecutive NCAA Regional appearances.

Over his three-year period with Notre Dame, Grewe helped the squad to the fourth-most wins in all of NCAA Division I.

At Notre Dame, Grewe established himself as one of the nation's top recruiters. He helped attract two top-10 recruiting classes to South Bend, Ind., including the 2004 Class (ranked No. 6 by *Baseball America*) and the 2006 Class (ranked No. 7 by Team One Baseball).

While on the Notre Dame coaching staff, Grewe also supervised the transformation of Sanchez, from starting shortstop (2002) to all-star catcher. With no catching experience prior to 2003, Sanchez emerged as a polished catcher and clutch hitter, earning 2003 Big East Tournament MVP honors and a spot on the NCAA Fullerton Regional All-Tournament team. His steady development and refined defensive skills prompted the Minnesota Twins to select Sanchez in the 14th round of the 2004 Major League Baseball Draft.

Grewe coached 13 players at Notre Dame that were drafted or played professional baseball. He also recruited five players that were drafted out of high school and continued their playing career at Notre Dame.

Grewe spent two years as an assistant coach at Central Michigan (2001-02), where he coached the infielders and catchers and served as hitting instructor under Judd Folske. He was also extremely involved with the pitchers and called pitches for CMU pitchers during the games. Grewe coached five CMU players who went on to professional baseball.

In 2001, the Chippewas set single-season records for runs scored (470) and RBI (422). The 626 hits (second), 988 total bases (second) and 69 home runs (third) all ranked among the top single-season totals in CMU history.

Grewe spent two seasons as an assistant coach at the University of Chicago (1999-2000) under Brian Baldea, serving as hitting instructor, infield coach and recruiting coordinator. In 2000, the Maroons ranked No. 19 in NCAA Division III in batting average (.347) while averaging 8.47 runs per game.

Grewe earned three letters at Dayton (1996-98) while starting games at catcher, first base and third base. He started at third base for the 1996 team that set the Dayton record for wins, including an upset victory in Alex Box Stadium over eventual national champion LSU.

The Royal Oak, Mich., native graduated from Dayton in 1998 as a sports management major, with a double minor in marketing and public relations. While coaching at Central Michigan, he served as a graduate teaching assistant while studying towards a master's degree in athletic administration.

Grewe married the former Annie Brammer, a native of South Bend, Ind., in the fall of 2006. The Grewe family welcomed Charlie David Grewe into the world on Nov. 28, 2007.



#43 | HITTING COACH

JAVI Sanchez



Javi Sanchez was promoted after one season as LSU's volunteer coach to full-time assistant coach on June 26, 2008.

Sanchez will serve as the Tigers' primary hitting coach while supervising the baserunning and working extensively with the LSU catchers.

He will also serve this season as the Tigers' third-base coach during games.

As LSU's volunteer coach last season, Sanchez helped supervise the development of Freshman All-America catcher Micah Gibbs, who played as the starting catcher for the 2008 United States National Team.

Under Sanchez's direction, the Tiger base runners swiped 95 bases in 2008, marking the most steals by an LSU squad since 1996 (99 steals).

Sanchez came to LSU as volunteer coach in July 2007 after playing four seasons of minor league baseball in the Minnesota Twins organization. He was the Twins' 14th-round draft choice in 2004 as a catcher after playing four seasons (2001-04) under Paul Mainieri at Notre Dame.

Sanchez, a Miami, Fla. native, helped lead the Irish to the 2002 College World Series as Notre Dame's starting shortstop, batting .281 with seven doubles, three triples, five homers, 29 RBI and 50 runs. A second baseman in high school, he was moved to shortstop early in the '02 season after injuries sidelined two other Irish infielders.

Sanchez played the final two seasons of his collegiate career as Notre Dame's starting catcher, earning 2003 Big East Tournament MVP honors. He was also voted to the 2003 NCAA Fullerton Regional all-tournament team.



Javi Sanchez played four seasons in the Minnesota Twins organization.

Sanchez earned third-team all-Big East honors in 2004 while also serving as one of Notre Dame's three team captains.

Sanchez, who owns a business management degree from Notre Dame, completed his pro baseball career in June 2007 with the Fort Myers Miracle, the Twins' Single-A affiliate.

The Sanchez File

Year at LSU: Second
 Birthdate: November 8, 1981
 Hometown: Miami, Fla.
 Education: Notre Dame, 2004
 B.S. in business management

Playing Career

2001-04 Notre Dame
 2004-07 Minnesota Twins affiliates

Coaching Career

2009- LSU (assistant coach)
 2008 LSU (volunteer coach)



INTRO

THIS IS LSU

PREVIEW

TIGERS

COACHES

REVIEW

HISTORY

RECORDS

LSU



will Davis



Will Davis, a four-year (2004-07) LSU letterman as a catcher, was promoted to volunteer coach last June after serving one season as coordinator of

baseball operations.

Davis, a Baton Rouge native, will coach the LSU outfielders, and he will continue to serve as director of the Paul Mainieri/LSU Baseball Camps. He will also continue to work as the staff liaison to the LSU baseball Coaches' Committee (booster club) and as the staff liaison to all former LSU baseball players.

Davis, who earned a secondary education degree from LSU in 2007, was a two-time member of the Southeastern Conference Academic Honor Roll.

Davis' father, Randy, was an LSU graduate assistant coach under Skip Bertman from 1988-90, helping lead the Tigers to College World Series appearances in 1989 and 1990. Randy Davis later served as an assistant coach at South Carolina and as head coach at Louisiana Tech.

The Davis File

Year at LSU:	Second
Birthdate:	May 29, 1984
Hometown:	Baton Rouge, La.
Education:	LSU, 2007 B.A. in secondary education

Playing Career

2004-07	LSU
---------	-----

Coaching Career

2009-	LSU (volunteer coach)
2008	LSU (coordinator of baseball operations)

ross Brezovsky

COORDINATOR OF BASEBALL OPERATIONS



Ross Brezovsky, a four-year starting infielder and outfielder at Notre Dame, was named LSU's coordinator of baseball operations on August 20, 2008.

Brezovsky handles a number of responsibilities, including team travel, budgeting and community relations.

Brezovsky, a product of Barron Collier High School in Naples, Fla., started 220 games for the Irish from 2005-08, finishing with a .289 career batting average, 39 doubles, eight triples, 11 homers, 130 RBI and 138 runs.

Brezovsky received an economics degree in May 2008 from Notre Dame.

The Brezovsky File

Year at LSU:	First
Birthdate:	August 26, 1985
Hometown:	Naples, Fla.
Education:	Notre Dame, 2008 B.S. in economics

Playing Career

2005-08	Notre Dame
---------	------------

Coaching Career

2009-	LSU (coordinator of baseball operations)
-------	--



BEAU Lowery

ASSOCIATE ATHLETIC TRAINER

The Lowery File

Appointed at LSU: June 2005

Birth Date: February 15, 1976

Wife: Misty

Hometown: Seminary, Miss.

High School: Seminary High School

College: University of Mississippi, 1998

Postgraduate: LSU, 2005

Beau Lowery is in his fourth year as an Associate Athletic Trainer and Rehabilitation Coordinator at LSU. His primary responsibilities are working with the baseball program while also overseeing men's golf and cheerleading.

Lowery is an instructor in the LSU athletic training program, and he is a faculty member in the LSU primary care sports medicine residency program. He has been selected to become a member of The American Society of Shoulder and Elbow Therapists (ASSET).

Lowery graduated from the University of Mississippi Medical Center in 1998 with a bachelor's in physical therapy. Following graduation from physical therapy school, he worked as a physical therapist at South Central Regional Medical Center in Laurel, Miss. While working in Laurel, Lowery finished his athletic training internship at Jones County Junior College and Jones County High School in June 2000. Lowery then became the outpatient physical therapy coordinator of South Central Regional Medical Center and the athletic trainer for Laurel High School.

Prior to his work at LSU, Lowery worked with the Pittsburgh Steelers for three summers. While a graduate assistant at LSU he earned his master's degree in kinesiology with an emphasis in motor behavior, and he worked with the women's soccer and gymnastics programs.

Lowery is also certified in Sports Physical Therapy through the American Physical Therapy Association.



JEREMY Phillips

ASSISTANT STRENGTH & CONDITIONING COORDINATOR

The Phillips File

Appointed at LSU: October 2006

Birth Date: April 10, 1981

Hometown: Watkinsville, Ga.

High School: Oconee County HS

College: Georgia Tech, 2004

Postgraduate: Georgia State, 2006

Jeremy Phillips is in his third season as a member of the LSU strength and conditioning staff, arriving in Baton Rouge in October 2006. He supervises the strength and conditioning regimen of the LSU baseball program, and he also works with the Fighting Tiger football squad.

Phillips, an offensive tackle at Georgia Tech from 2000-03, came to LSU from the University of Georgia, where he assisted with coordination of the football strength and conditioning program.

Prior to working at Georgia, he served as an assistant at Georgia Tech (2003-06), where he implemented the football strength and conditioning program while also serving as an assistant offensive line coach.

Phillips received a bachelor's degree in management with a minor in applied human physiology from Georgia Tech in 2004, and he earned a master's degree in exercise science from Georgia State in 2006.

He collaborated with three other authors to produce an article published in *Strength and Conditioning Research Journal* entitled "Metabolic and thermoregulatory responses to a simulated football practice in the heat."



Kyle Beerbohm

UNDERGRADUATE ASSISTANT COACH

Kyle Beerbohm, a left-handed pitcher who worked over 21 innings in two seasons at LSU (2007-08), has been appointed undergraduate assistant coach by Paul Mainieri for the 2009 season.

Beerbohm, a native of Terrytown, La., performed a valuable role over the latter portion of the 2008 season as a batting practice pitcher for LSU's left-handed hitters. The Tigers' hitters showed marked improvement down the stretch due to their workouts with Beerbohm on the mound.

Beerbohm earned 2008 SEC Academic Honor Roll recognition as a kinesiology major.

A product of Shaw High School in Marerro, La., Beerbohm pitched at Delgado Community College in New Orleans for two seasons prior to transferring to LSU. He was born on May 28, 1986.



Matthew Montgomery

EQUIPMENT MANAGER

Matthew Montgomery is in his fifth season as a student equipment manager for the LSU baseball program. A native of Springhill, La.,

Montgomery prepped at Springhill High School, where he earned four letters in baseball as a second baseman. He was a four-time all-district selection and a member of the academic honor roll. Montgomery is majoring in kinesiology at LSU. He was born on June 10, 1986.



Ryan Latuso

EQUIPMENT MANAGER

Ryan Latuso is in his third season as a student equipment manager for the LSU baseball program. A native of Baton Rouge, La., Latuso earned a degree from Catholic High School

before entering LSU.

Latuso, born on July 15, 1985, is majoring in kinesiology at LSU.



Bill Franques
PUBLICIST/STADIUM
ANNOUNCER



Virginia Robertson
SECRETARY



Allison Norris
STUDENT SECRETARY



Bethany Hawkins
STUDENT SECRETARY



Erin Sutton
STUDENT TRAINER



Craig Chelette
STUDENT TRAINER



A.J. Million
EQUIPMENT MANAGER



Josh Pope
EQUIPMENT MANAGER



Matt Duet
EQUIPMENT MANAGER



2008 Season Notebook

LSU FIGHTING TIGERS **SEC Western Division Champions** **SEC Tournament Champions** **NCAA Baton Rouge Regional Champions** **NCAA Baton Rouge Super Regional Champions** **College World Series Participants**
(49-19-1 overall record) *(18-11-1 in regular-season SEC games)* *(4-0 in tournament games)* *(3-0 in regional games)* *(2-1 series win over UC Irvine)* *(1-2 record, 5th-place finish at CWS)*

Highlights

- LSU coach Paul Mainieri was named 2008 National Coach of the Year by Rivals.com and by Collegebaseballinsider.com as the Tigers made huge strides in Mainieri's second season. LSU, picked to finish fifth in the SEC Western Division in the league coaches' preseason poll, advanced to the College World Series and won 26 of its final 29 games, including a 23-game win streak. Mainieri has directed two different schools to the College World Series, as he led Notre Dame to the 2002 CWS, when the Irish posted a 1-2 mark in Omaha. Mainieri has also guided two different squads to 23-game win streaks -- the 2006 Notre Dame team and the 2008 LSU club.
- With four weeks remaining in the regular season, LSU was 23-16-1 overall and in 11th place in the overall league standings with a 6-11-1 record; however, the Tigers posted a conference-record 23-game win streak that saw LSU claim the SEC Western Division title, the SEC Tournament championship and the NCAA Baton Rouge Regional championship.
- LSU's 23-game surge ended with a loss to UC Irvine in Game 1 of the NCAA Baton Rouge Super Regional, but the Tigers won the next two games over the Anteaters to advance to the CWS for the 14th time in school history and for the first time since 2004. LSU placed fifth in the CWS with a 1-2 record, marking the Tigers' first Top 5 CWS finish since the 2000 squad claimed the national title.
- Fourteen LSU baseball players -- the most in the program's history -- were named to the 2008 SEC Academic Honor Roll. The previous high for the LSU squad was 12 players, established in 2004 and in 2005. The 2008 team's cumulative GPA for the spring semester was 2.89, the highest figure in LSU Baseball annals. The cumulative GPA for the entire 2007-08 academic year was 2.83, also the highest ever recorded by the baseball program. The Tigers logged 345 hours of community service work during the 2007-08 academic year, the most by any of the LSU men's sports programs.
- LSU outfielder/DH Blake Dean was named to the 2008 Baseball America first-team All-America squad. Dean, a sophomore from Crestview, Fla., hit a team-best .353 (95-for-269) with 18 doubles, three triples, 20 homers and 73 RBI. He was voted the Most Outstanding Player of both the SEC Tournament and the NCAA Baton Rouge Regional. Dean is the 17th LSU player in the past 21 seasons to earn first-team All-America recognition.
- LSU first baseman Matt Clark finished the season tied for the nation's lead in home runs, as he and Georgia shortstop Gordon Beckham each launched 28 dingers. Clark is the first LSU player to lead the country in homers since catcher Brad Cresse unloaded 30 HRs in 2000. Clark hit .344 (78-for-227) in 2008 with 17 doubles, 28 homers and 64 RBI.
- Sixteen wins in the Tigers' 26-3 run to conclude the season came against SEC teams. LSU finished the regular season with 12 straight SEC wins, and the Tigers posted victories over South Carolina, Vanderbilt, Alabama and Ole Miss to win the SEC Tournament May 21-25. LSU extended its win streak to 23 games with consecutive victories over Texas Southern and Southern Mississippi (twice) to win the NCAA Baton Rouge Regional. LSU wore gold jerseys 18 times in its final 29 games, and the Tigers were 17-1 in those contests.
- LSU won 30 times during the season after facing a deficit, including nine wins in its final at-bat. The Tigers rallied to overcome a deficit in 19 of their 26 victories from April 22-June 17. The Tigers hit .323 (350-for-1082) over their final 29 games with 79 doubles, nine triples and 54 home runs, and LSU outscored its opponents, 267-146, in the final 29 contests.

The 2008 Season Week-by-Week

Week 1

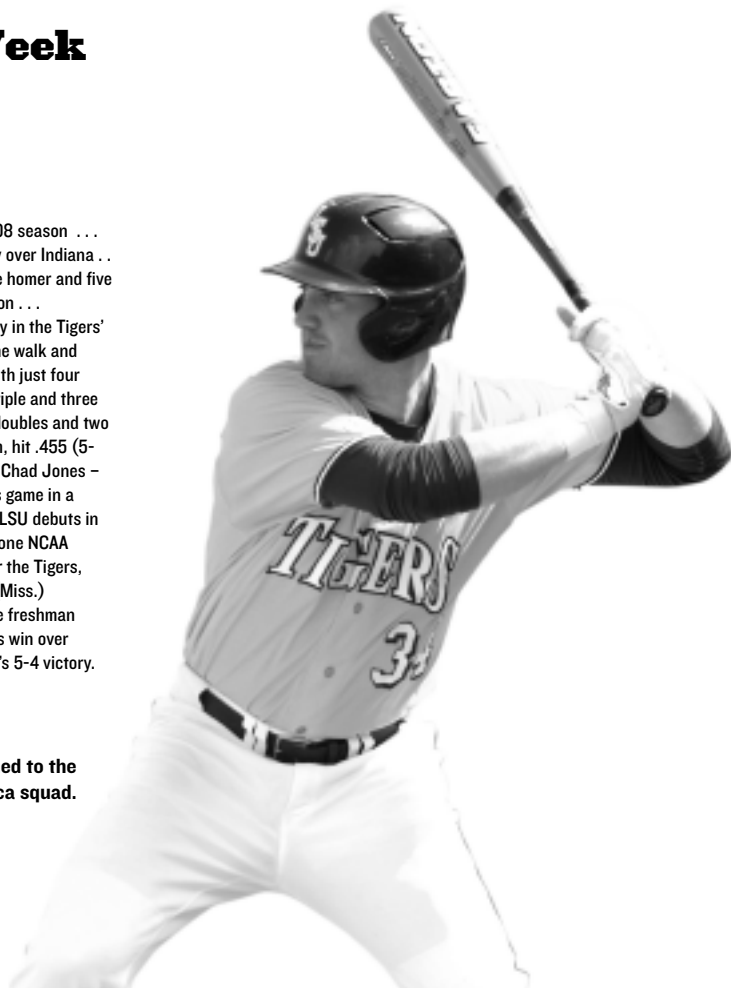
Feb. 22 -- INDIANA (W, 7-1)

Feb. 23 -- INDIANA (W, 5-4)

Feb. 24 -- INDIANA (L, 6-7)

LSU posted a 2-1 series victory over Indiana in Alex Box Stadium as the Tigers opened the 2008 season . . . sophomore outfielder Blake Dean enjoyed an exceptional weekend in the Tigers' series victory over Indiana . . . the 2007 Freshman All-American batted .500 (6-for-12) in three games with one double, one homer and five RBI . . . his three-run homer on Sunday versus Indiana was the Tigers' first dinger of the season . . . preseason All-America right-hander Jared Bradford led LSU to a 7-1 victory over Indiana Friday in the Tigers' 2008 season opener . . . Bradford worked six innings, allowing just one run on six hits with one walk and eight strikeouts . . . he threw 95 pitches in the outing and retired the side in the first inning with just four pitches . . . sophomore second baseman Ryan Schimpf hit .571 (4-for-7) in the series with a triple and three runs, and sophomore catcher/first baseman Sean Ochinko batted .462 (6-for-13) with three doubles and two RBI . . . sophomore centerfielder Jared Mitchell, also a wide receiver for the LSU football team, hit .455 (5-for-11) against Indiana with one double and one RBI . . . Mitchell and LSU freshman outfielder Chad Jones -- also a safety for the LSU football team -- threw out the ceremonial first pitch prior to Sunday's game in a tribute to the Tigers' 2007 BCS national football championship . . . Twelve players made their LSU debuts in the weekend series against Indiana, including seven true freshmen, four JUCO transfers and one NCAA Division I transfer . . . junior right-hander Jordan Brown was outstanding in his first outing for the Tigers, firing six shutout innings in Saturday's win over Indiana . . . Brown, a transfer from Meridian (Miss.) Community College, scattered five hits while recording two walks and three strikeouts . . . true freshman right-hander Daniel Bradshaw successfully converted the first save of his career in Saturday's win over Indiana . . . Bradshaw, a product of West Monroe, La., pitched a scoreless ninth inning in LSU's 5-4 victory.

Sophomore outfielder Blake Dean was named to the Baseball America first-team All-America squad.



Week 2**Feb. 26 – SOUTHERN (W, 6-1)****Feb. 27 – MISSISSIPPI VALLEY STATE (W, 9-1)****Feb. 29 – DUQUESNE (W, 10-1)****March 1 – DUQUESNE (W, 22-11)****March 2 – DUQUESNE (W, 12-2)**

LSU hit .397 (48-for-121) as a team in its three-game sweep of Duquesne, scoring 44 runs and launching 13 homers in the series . . . the Tigers' 22-11 win over Duquesne on Saturday featured a 12-run third inning that included four home runs . . . Blake Dean, Matt Clark and Matt Gaudet drilled back-to-back-to-back home runs during the frame, as the Tigers hit three consecutive homers and four in one inning for the first time since former Tigers Blake Gill, Ryan Patterson, Clay Harris and Nick Stavino hit four straight out of the park against Arizona State on March 13, 2005 . . . the 12-run inning marked LSU's highest total for a single frame since that same Arizona State game on March 13, 2005 . . . LSU tallied its most runs in a game (22) since it recorded 24 against Duquesne on Feb. 24, 2001 . . . LSU recorded its highest hits total (23) since collecting 23 hits versus Kentucky on May 9, 2004 . . . the Tigers slugged a total of five homers in Saturday's game versus Duquesne, the most by LSU since March 11, 2006 when it also hit five dingers versus Stetson . . . Junior first baseman Matt Clark enjoyed an exceptional week as he hit .474 (9-for-19) in five games with one double, five homers, 11 RBI and nine runs . . . in LSU's three-game series sweep of Duquesne, Clark batted .667 (8-for-12) with one double, five homers, nine RBI and eight runs . . . Clark homered twice in one inning on Saturday, launching two dingers during the Tigers' 12-run outburst in the third frame against Duquesne . . . Junior left-hander Ryan Verdugo earned two wins in his first two career LSU starts last week, posting victories over Southern on Tuesday and Duquesne on Sunday . . . in a total of 10 innings, he allowed just one run on three hits, recording a 0.90 ERA . . . Verdugo registered six walks and 13 strikeouts in his two appearances and limited opponents to a .097 batting average . . . in the win over Duquesne, he worked five innings, limiting the Dukes to one run on two hits with three walks and four strikeouts . . . against Southern, he pitched five shutout frames, allowing just one hit with three walks and nine strikeouts . . . Sunday's win over Duquesne marked the 900th career coaching victory for LSU coach Paul Mainieri, now in his 26th season of collegiate coaching . . . Mainieri's cumulative record is 900-519-5 (.634).

Week 3**March 4 – MICHIGAN STATE (W, 5-3)****March 5 – MICHIGAN STATE (W, 12-1)****March 8 (Game 1) – STETSON (W, 9-3)****March 8 (Game 2) – STETSON (W, 6-5)****March 9 – STETSON (L, 2-7)**

LSU recorded four wins in five games as the Tigers improved their overall record to 11-2 . . . Sunday's 7-2 loss to Stetson ended LSU's nine-game win streak, the longest streak by the Tigers since the 2006 club also won nine in a row prior to the start of Southeastern Conference play . . . senior third baseman Michael Hollander was LSU's overall hitting leader last week, batting .467 (7-for-15) with one triple, one homer, four RBI and three runs . . . Hollander's two-out, two-run single in the bottom of the eighth inning was the game-winning hit in LSU's 5-3 victory over Michigan State on March 4 . . . junior designated hitter Derek Heleni had .417 (5-for-12) last week with one double, one triple and two RBI . . . sophomore second baseman Ryan Schimpf batted .462 (6-for-13) in the three-game Stetson series with one double, two homers, two RBI and four runs . . . Schimpf, the Tigers' lead-off hitter, opened the bottom of the first inning with a home run in consecutive games (March 8 and 9) . . . freshman shortstop DJ LeMahieu batted .412 (7-for-17) last week with one double and six RBI . . . he drew two walks, had one steal and recorded a .474 on-base percentage . . . also posted a perfect 1.000 fielding percentage with 17 chances . . . LeMahieu hit .400 in the Tigers' series victory over Stetson with one double, three RBI and one run . . . sophomore centerfielder Jared Mitchell delivered an inside-the-park home run on Saturday in the first game of a doubleheader versus Stetson . . . the homer, a two-run dinger, was the first inside-the-park blast by an LSU player since Cedrick Harris hit one versus Nicholls State on March 17, 1999 in Alex Box Stadium . . . senior right-hander Jared Bradford improved his record to 3-0, defeating Stetson on Saturday . . . Bradford worked 6.2 innings, limiting the Hatters to two runs on eight hits with two walks and nine strikeouts . . . junior left-hander Ryan Byrd pitched masterfully in the March 5 win over Michigan State, holding the Spartans to one unearned run on four hits in five innings with no walks and two Ks . . . freshman right-hander Daniel Bradshaw picked up a win and a save last week – he earned a save on Saturday versus Stetson by working two scoreless innings with three strikeouts . . . Bradshaw recorded his first career LSU win on March 4 versus Michigan State, firing 1.1 shutout innings with three strikeouts . . . in 3.1 innings of work in his two appearances last week, Bradshaw allowed no runs on one hit with no walks and six strikeouts.



Senior right-hander Louis Coleman was brilliant out of the LSU bullpen, posting an 8-1 mark and a 1.95 ERA with two saves.

Week 4**March 11 – SOUTHEASTERN LOUISIANA (L, 3-6)****March 14 – at Tennessee (L, 5-6)****March 16 (Game 1) – at Tennessee (L, 3-7)****March 16 (Game 2) – at Tennessee (L, 3-7)**

Eleven LSU players appeared in an SEC game for the first time during last weekend's series at Tennessee . . . LSU outfielder/DH Derek Heleni had a productive week for the Tigers at the plate, hitting .364 (4-for-11) in the Tennessee series with one triple, two RBI and one run . . . freshman right-hander Austin Ross was excellent in two relief outings last week, pitching four shutout innings . . . in appearances against Southeastern Louisiana and Tennessee, Ross allowed no runs on one hit in four innings . . . LSU will wear throwback uniforms for its game versus Tulane on March 19 in Alex Box Stadium . . . the uniforms, which resemble the attire worn by the Tigers of the early 20th Century, are designed to commemorate LSU's final season in historic Alex Box Stadium, which opened in 1938 . . . later this month, fans will be invited to vote online to select the "Omaha Era" All-Alex Box Stadium team, which will be composed of individuals who played in the stadium from 1984 to the present . . . former LSU pitcher Ben McDonald, the 1989 Golden Spikes Award winner, has been elected for induction into the College Baseball Hall of Fame . . . he will be formally inducted into the Hall this July in Lubbock, Texas . . . McDonald, who pitched at LSU from 1987 to 1989, set an LSU career mark for strikeouts with 373 and set several Southeastern Conference records, including single-season strikeouts (202) and consecutive scoreless innings (44.2) . . . McDonald was a two-time All-American and a 1988 Olympic gold medalist, and he also lettered as an LSU basketball player . . . McDonald will become the second LSU representative in the College Baseball Hall of Fame, as former LSU coach Skip Bertman was inducted in 2006.

Week 5**March 19 – TULANE (W, 7-5)****March 21 – ARKANSAS (W, 8-7 – 11 innings)****March 22 – ARKANSAS (L, 13-14 – 10 innings)****March 23 – ARKANSAS (W, 4-2)**

LSU has won four straight series against Arkansas, beginning with a sweep in Fayetteville in 2005 . . . LSU came from behind in all three of its victories last week – the Tigers erased a 5-2 sixth-inning deficit against Tulane, a 7-6 seventh-inning deficit in Game 1 against Arkansas and a 1-0 second-inning deficit in Game 3 versus Arkansas . . . junior first baseman Matt Clark hit .500 (6-for-12) in the Arkansas series with one double, two homers, two RBI and five runs scored . . . junior third baseman Michael Hollander hit .400 (6-for-15) against the Razorbacks with two doubles and two RBI . . . sophomore left fielder Blake Dean unloaded two homers and drove in four runs over the weekend . . . LSU hit seven homers in the series, including a walk-off solo shot by designated hitter Matt Gaudet in the 11th inning of Game 1 to give the Tigers an 8-7 win . . . LSU now has 30 homers in 21 games this season – the Tigers had only 40 homers in 56 games last season . . . junior left-hander Ryan Verdugo pitched brilliantly in Sunday's 4-2 win over Arkansas, limiting the Razorbacks to one run on three hits in seven innings with four walks and five strikeouts . . . Verdugo, who improved to 4-1 on the year, turned in the longest outing by an LSU pitcher this season . . . Verdugo lowered his ERA to a team-best 2.52 . . . senior right-hander Jared Bradford recorded a win and a save during the week – he earned a save in Wednesday's victory over Tulane and posted a relief win on Friday versus Arkansas . . . Bradford worked a scoreless ninth inning versus Tulane, allowing one hit with one strikeout; he pitched three shutout innings against Arkansas, allowing three hits with no walks and two Ks . . . LSU wore throwback uniforms in its win over Tulane – the uniforms resembled the attire the Tigers wore in the early 20th Century . . . LSU wore the uniforms as a tribute to the former players that have performed in 70-year-old Alex Box Stadium, which opened in 1938.

INTRO

THIS IS LSU

PREVIEW

TIGERS

COACHES

REVIEW

HISTORY

RECORDS

LSU



Week 6

March 25 – NORTHWESTERN STATE (W, 10-3)
 March 26 – NEW ORLEANS (L, 6-8)
 March 28 – at #18 Florida (L, 5-8)
 March 29 – at #18 Florida (L, 1-7)
 March 30 – at #18 Florida (W, 6-3)

Senior right-hander Jared Bradford fired LSU's first complete game of the season in Sunday's win at No. 18 Florida, as he limited the Gators three runs on nine hits with one walk and two strikeouts . . . the outing was the first complete game by an LSU pitcher since Bradford defeated Tennessee on April 28, 2007 in Baton Rouge . . . Bradford's victory on Sunday came after he endured a rough outing in relief on Friday night, when he allowed five runs on five hits without recording an out . . . he came back on Sunday in a starting role and threw 121 pitches to lead LSU to the 6-3 triumph . . . freshman centerfielder Leon Landry enjoyed an outstanding week, batting .556 (10-for-18) in five games with one double, one triple, one homer and two RBI . . . Landry also scored four runs and recorded a stolen base . . . Landry hit .500 (6-for-12) in the Florida series, and he hit one of the Tigers' four homers in Sunday's 6-3 victory . . . freshman shortstop DJ LeMahieu hit a sizzling .600 (6-for-10) in the Florida series with two runs scored . . . junior first baseman Matt Clark batted .462 (6-for-13) against the Gators with three homers and four RBI . . . Clark homered twice – a two-run blast and a solo shot – in Sunday's victory at No. 18 Florida . . . junior right-hander Louis Coleman turned in an excellent outing in his first start of the season Tuesday against Northwestern State . . . Coleman limited the Demons to one unearned run on four hits in six innings with no walks and seven strikeouts . . . Coleman also delivered a strong relief effort on Saturday at Florida, firing 1.2 scoreless innings with no walks and two strikeouts.

Week 7

April 1 – at Southern (W, 8-3)
 April 2 – CENTENARY (W, 6-0)
 April 4 – ALABAMA (W, 3-0)
 April 5 – ALABAMA (L, 5-6 – 11 innings)
 April 6 – ALABAMA (W, 9-7)

The Tigers posted their third straight series win over Alabama and moved into a third-place tie with the Crimson Tide in the SEC Western Division . . . LSU recorded consecutive shutouts over Centenary on April 2 and over Alabama on April 4, marking the first time the Tigers posted back-to-back shutouts since April 23-24, 2005 when LSU blanked Arkansas in consecutive games . . . third baseman Derek Helleni led LSU to its series victory over Alabama, batting .462 (6-for-13) in three games with one double, one homer, three RBI and two runs . . . Helleni's homer – the first of his LSU career – was a solo shot in the bottom of the eighth inning Sunday to give the Tigers a 9-7 lead . . . for the entire week, Helleni batted .474 (9-for-19) in five games with one double, one triple, one homer, three RBI and three runs . . . a pair of true freshmen – rightfielder Johnny Dishon and catcher Micah Gibbs – also enjoyed very productive series against Alabama . . . Dishon hit .400 (4-for-10) versus the Tide with two doubles, one triple, one homer, three RBI and four runs scored . . . Dishon's homer – the first of his collegiate career – was a solo shot in Game 1 of the series that gave LSU a 2-0 advantage in the fifth inning . . . Gibbs hit .400 (4-for-10) in the series with two doubles, three RBI and two runs scored – he also threw out one Alabama base runner attempting to steal . . . junior designated hitter Chris McGhee was in the starting lineup for the first time this season on Sunday, and he responded by going 2-for-3 with one double, one steal and three runs scored in the Tigers' victory . . . senior right-hander Jared Bradford earned his sixth win this season with a relief victory over Alabama in Game 1 . . . Bradford worked 5.1 shutout innings, limiting the Tide to just three hits with no walks and one strikeout . . . sophomore right-hander Paul Bertuccini was brilliant in relief in Sunday's win over Alabama, earning a win with 2.2 shutout innings . . . Bertuccini allowed just one hit while recording one walk and three strikeouts, securing the series victory of the Tigers . . . freshman right-hander Austin Ross earned his first career win on Tuesday at Southern, firing seven shutout innings in relief . . . Ross limited the Jaguars to four hits and registered one walk and eight strikeouts.

Week 8

April 9 – at #29 Southern Miss (W, 8-4)
 April 11 – at #18 Ole Miss (L, 1-2)
 April 12 – at #18 Ole Miss (L, 1-7)
 April 13 – at #18 Ole Miss (W, 8-2)

LSU split its four road games last week against Top 30 teams Southern Mississippi and Ole Miss . . . junior left-hander Ryan Verdugo recorded the first complete game of his LSU career Sunday in the Tigers' 8-2 win at Ole Miss . . . Verdugo wasn't scheduled to start the game; however, when right-hander Jared Bradford encountered problems with a blister on his hand during pregame warm-ups, Verdugo was called into action just minutes prior to first pitch . . . he responded with an outstanding effort, limiting the Rebels to two runs on three hits in nine innings with two walks and two strikeouts . . . the complete game was the second by an LSU pitcher this season – the other was recorded by Bradford at Florida on March 30 . . . Verdugo also started Wednesday's

game at Southern Miss and pitched three shutout innings in the Tigers' victory – for the entire week, Verdugo worked 12 innings and posted a 1.50 ERA, allowing just two runs on five hits with three walks and five strikeouts . . . sophomore second baseman Ryan Schimpf drove in six runs in the Tigers' four games last week, as he hit .353 (6-for-17) with two doubles and three homers . . . his first homer of the week was a grand slam to highlight a six-run fourth inning at Southern Miss on Wednesday . . . Schimpf hit two solo homers and a double and scored three runs in the Tigers' series at Ole Miss . . . freshman catcher Micah Gibbs enjoyed the best offensive day of his LSU career Sunday at Ole Miss as he was 3-for-5 at the plate with one homer, four RBI and two runs . . . Gibbs' homer – a solo shot to lead off the sixth inning and extend LSU's lead to 4-2 – was the first dinger of his collegiate career . . . Gibbs batted .400 (4-for-10) in the Ole Miss series with one double, one homer, four RBI and three runs scored . . . junior right-hander Jordan Brown turned in his best outing of the season on Friday at Ole Miss . . . Brown, making his second career SEC start, limited the Rebels to just one run on six hits in seven innings with no walks and eight strikeouts – he was not involved in the decision of the Rebels' 2-1 win . . . LSU hit five home runs last week to increase its season total to 42; the Tigers hit just 40 home runs in 56 games in 2007.

Week 9

April 15 – NICHOLLS STATE (W, 11-2)
 April 16 – at New Orleans (L, 5-6)
 April 18 – #7 GEORGIA (L, 3-6)
 April 19 – #7 GEORGIA (L, 8-9)
 April 20 – #7 GEORGIA (T, 10-10)

True freshman catcher Micah Gibbs hit .636 (7-for-11) in the Georgia series with one double, four RBI and two runs . . . in LSU's five games last week, Gibbs batted .467 (7-for-15) with one double, four RBI and two runs . . . Gibbs also threw out three base runners attempting to steal . . . another LSU true freshman, centerfielder Leon Landry, also batted .467 (7-for-15) in the Tigers' five games last week with one triple, one homer, four RBI and two runs . . . Landry hit .455 (5-for-11) in the Georgia series with one triple, two RBI and one run . . . the Tigers collected 16 hits in Sunday's game versus Georgia, marking LSU's highest hits total in an SEC game this season . . . junior right-hander Louis Coleman did not allow an earned run in nine innings of work last week . . . in outings against Nicholls State and Georgia, he gave up just two unearned runs on seven hits with three walks and eight strikeouts . . . Coleman defeated Nicholls State in a starting role on Tuesday as he limited the Colonels to no runs on three hits with one walk and four strikeouts . . . he pitched four innings of relief Friday versus Georgia, allowing two unearned runs on four hits with two walks and four strikeouts.

Week 10

April 22 – at Tulane (W, 8-4)
 April 23 – McNEESE STATE (W, 6-0)
 April 25 – #9 SOUTH CAROLINA (W, 11-3)
 April 26 – #9 SOUTH CAROLINA (W, 11-10 – 11 innings)
 April 27 – #9 SOUTH CAROLINA (W, 6-3)

The sweep of No. 9 South Carolina was LSU's first in the SEC since 2006 when LSU won three straight at Auburn . . . the series victory over South Carolina was also the Tigers' first SEC sweep at home since LSU swept Tennessee at Alex Box Stadium in 2003 . . . LSU batted .319 (36-for-113) in the South Carolina series, scoring 28 runs and collecting eight homers, four doubles and one triple . . . sophomore designated hitter Blake Dean paced the Tigers at the plate in the series, batting .462 (6-for-13) in three games with one double, one run and two RBI . . . for the entire five-game week, Dean hit a sizzling .571 (12-for-21) with three doubles, two homers, four RBI and five runs . . . sophomore leftfielder Jared Mitchell hit .412 (7-for-17) in five games last week with one double, one triple, two homers, five RBI, five runs and two stolen bases . . . Mitchell batted .364 (4-for-11) in the South Carolina series with two homers, four RBI, four runs and one steal . . . junior left-hander Blake Martin delivered an exceptional performance on Friday to defeat ninth-ranked South Carolina, the SEC leader in home runs . . . Martin worked 8.1 innings against the Gamecocks, limiting them to two runs on seven hits with five walks and seven strikeouts . . . after allowing a run in each of the first two innings, Martin blanked the Gamecocks over the final 6.2 innings of his outing – he retired 10 consecutive batters from the end of the fourth inning until the start of the eighth inning . . . sophomore right-hander Paul Bertuccini was brilliant in relief in LSU's victory over South Carolina on Sunday, firing three scoreless innings to earn his second save this season . . . Bertuccini allowed no runs on one hit with one walk and four strikeouts to preserve the Tigers' 6-3 win and secure a sweep of the three-game series . . . LSU blanked McNeese State, 6-0, on Wednesday as freshmen pitchers Daniel Bradshaw, Austin Ross and Anthony Ranaudo combined to fire a one-hitter against the Cowboys . . . the effort marked the first one-hitter by the LSU pitching staff since April 18, 1997 when Patrick Coogan threw a one-hitter against Ole Miss in Alex Box Stadium . . . LSU was a perfect 10-for-10 in stolen base attempts in its five games last week, including 4-for-4 in the South Carolina series . . . the Tigers' opponents were just 2-for-4 in stolen base attempts last week, as freshman catcher Micah Gibbs threw out two runners attempting to steal . . . Gibbs has thrown out 10 of 29 base runners attempting to steal this season, a success rate of 35 percent.

Week 11

April 29 – LOUISIANA-LAFAYETTE (W, 5-3)
 May 3 (Game 1) – at #16 Kentucky (W, 3-1 – 10 innings)
 May 3 (Game 2) – at #16 Kentucky (W, 12-5)
 May 4 – at #16 Kentucky (W, 9-8)

LSU surged into the national rankings on the strength of a nine-game win streak, including back-to-back Southeastern Conference series sweeps. The Tigers (32-16 overall, 12-11-1 SEC) are ranked No. 22 by Baseball America magazine, No. 22 by USA Today/ESPN and No. 23 by Collegiate Baseball magazine. LSU last appeared in the Baseball America poll on March 27, 2006, when the Tigers were ranked No. 16. LSU has recorded consecutive three-game sweeps over South Carolina and Kentucky to move into first place in the SEC Western Division. The Tigers are a half-game ahead of Ole Miss and Alabama in the division race with six conference games remaining. The six straight SEC wins marked the first time LSU has recorded consecutive conference sweeps since 1998, when the Tigers swept Arkansas and Kentucky. LSU senior right-hander Jared Bradford, who pitched in all three games of LSU's sweep of No. 16 Kentucky, was named SEC Pitcher of the Week by the league office. Bradford earned a win and two saves at UK in helping the Tigers extend their win streak to nine games. Remarkably, Bradford made all three appearances within a 24-hour period as the teams played a doubleheader on Saturday and a single game on Sunday. In Game 1, Bradford entered the contest in the ninth inning with the score tied 1-1; he worked two scoreless innings to earn the win as the Tigers posted a 3-1, 10-inning victory. Bradford threw 17 pitches, allowing no hits while recording no walks and one strikeout. Bradford returned to the mound in Game 2 the same day, pitching the final four innings (46 pitches) to pick up a save in LSU's 12-5 triumph. Bradford blanked the Wildcats -- who entered the series as the SEC's top hitting team with a .325 average -- through four innings, allowing just two hits with no walks and four strikeouts. Bradford made his third appearance of the series on Sunday, working the final inning (13 pitches) to earn a save in the Tigers' 9-8 win. He pitched a scoreless frame, allowing one hit with no walks and one strikeout. Bradford's total numbers for the series included 7.0 innings pitched (76 pitches), a 0.00 ERA, one win, two saves, three hits, no runs, no walks and seven strikeouts. First baseman Matt Clark unloaded a two-out, two-run homer in the top of the ninth inning in Game 3 of the UK series to lift LSU to a 9-8 victory. Clark's homer completed a comeback for LSU, which trailed 8-3 through five innings.

Week 12

May 9 – MISSISSIPPI STATE (W, 15-6)
 May 10 – MISSISSIPPI STATE (W, 16-4)
 May 11 – MISSISSIPPI STATE (W, 9-6)

LSU recorded a three-game SEC sweep of Mississippi State last weekend, extending its win streak to 12 games overall and nine games in conference play ... the Tigers' 12-game streak is the longest by an LSU squad since the 2000 club completed its national championship season by winning its final 13 games ... the nine-game SEC win streak is LSU's longest since the Tigers won 15 straight league games in 1990-91 (four straight at the end of the '90 season, 11 in a row to start the '91 season) ... LSU enters the final weekend of SEC regular-season play with a 1.5 game lead in the Western Division over Alabama and Ole Miss ... the Tigers scored 40 runs and batted .393 (46-for-117) in the Mississippi State series with 10 doubles and eight home runs ... sophomore second baseman Ryan Schimpf led the Tigers to the three-game SEC sweep of Mississippi State last weekend, batting .545 (6-for-11) in the series with one double, three homers, seven RBI and seven runs scored ... Schimpf, who also walked four times, posted a .667 on-base percentage and a 1.455 slugging percentage ... he launched a three-run homer to highlight a seven-run second inning in LSU's 15-6 victory on Friday ... Schimpf then unloaded two homers in Saturday's 16-4 victory -- a solo blast in the fifth inning and a three-run dinger in the eighth ... freshman shortstop DJ LeMahieu enjoyed an outstanding weekend in the Tigers' sweep of Mississippi State, batting a sizzling .583 (7-for-12) with two RBI and three runs scored ... LeMahieu posted a 1.000 fielding percentage in 14 chances ... during the Tigers' current 12-game win streak ... sophomore left fielder Jared Mitchell hit .750 (6-for-8) in the series with one double, one homer, four RBI and five runs ... Mitchell, who has five home runs on the season, has homered four times in his last eight games ... freshman right-hander Daniel Bradshaw earned his fourth save of the season in Sunday's win over Mississippi State, firing 2.2 shutout innings while allowing one hit with one strikeout ... Bradshaw is 3-0 with a 0.51 ERA and one save in his last five appearances -- he has worked 17.2 innings in that span, allowing just one earned run on eight hits with no walks and 18 strikeouts ... the Tigers are hitting .323 (145-for-449) as a team during their 12-game win streak with 29 doubles, three triples and 23 home runs ... LSU has outscored its opponents, 111-53, in the past 12 games ... the Tigers' pitching staff has been superb during the streak as well, recording a 3.73 ERA in 111 innings of work.

Week 13

May 13 – vs. # 22 New Orleans (W, 7-6 in 15 innings)
 May 15 – at Auburn (W, 6-4)
 May 16 – at Auburn (W, 15-6)
 May 17 – at Auburn (W, 11-7)

LSU recorded a three-game SEC sweep of Auburn last weekend, extending its win streak to 16 games overall and 12 games in conference play ... LSU moved into the Top 10 for the first time this season, rising to No. 8 in the Collegiate Baseball poll ... the Tigers' 16-game streak is the longest by an LSU squad since the 1997 club won its first 19 games ... the 12-game SEC win streak is LSU's longest in one season -- the Tigers won 15 straight league games in 1990-91 (four straight at the end of the '90 season, 11 in a row to start the '91 season) ... the sweep over Auburn clinched the SEC Western Division title for LSU, the 14th division crown in school history and the Tigers' first since 2005 ... LSU has claimed five Western Division championships this decade -- 2000, 2001, 2003, 2005 and 2008 ... the Tigers are hitting .335 (207-for-618) as a team during their 16-game win streak with 46 doubles, five triples and 26 home runs ... LSU has outscored its opponents, 150-76, in the past 16 games ... the Tigers' pitching staff has been superb during the streak as well, recording a 3.65 ERA in 153 innings of work with 46 walks and 146 strikeouts ... LSU hit .397 (48-for-121) in the Auburn series with 13 doubles, two triples and three home runs ... meanwhile, the LSU pitchers limited Auburn to a .245 (25-for-102) batting average in the series -- Auburn entered the series with the SEC's third-best batting average in league games ... junior first baseman Matt Clark hit .545 (6-for-11) against Auburn with one double, one homer, five RBI and three runs ... during LSU's 16-game win streak, Clark is batting .396 (21-for-53) with seven doubles, six homers and 18 RBI ... sophomore leftfielder/DH Blake Dean is hitting a sizzling .415 (27-for-65) during the streak with eight doubles, five homer and 16 RBI ... Dean hit .500 (6-for-12) in the Auburn series with two doubles, one homer and three RBI ... sophomore leftfielder Jared Mitchell is batting a robust .393 (22-for-56) during the 16-0 run with six doubles, one triple, four homers and 14 RBI ... freshman shortstop DJ LeMahieu batted .556 (5-for-9) against Auburn with two doubles and two RBI ... junior right-hander Louis Coleman earned a win and a save in two relief appearances last week -- he worked the final two innings to pick up a win Tuesday versus New Orleans, limiting the Privateers to no runs on no hits with no walks and three strikeouts ... he collected the save in Saturday's win at Auburn, firing three scoreless innings and allowing one hit with no walks and six strikeouts ... junior left-hander Ryan Byrd was brilliant in relief Friday at Auburn as he made his first appearance on the mound since April 19 ... Byrd, who entered the game in the third inning with LSU trailing, 5-2, fired six scoreless innings, allowing just two hits with one walk and five strikeouts ... Byrd was credited with the win in a 15-6 LSU triumph ... LSU's 15-inning win over New Orleans on Tuesday marked the Tigers' longest game since March 22, 1996, when the Tigers lost a 16-inning affair at Florida.

Week 14: SEC Tournament at Hoover, Ala.

May 21 -- #19 South Carolina (W, 5-4 – 10 innings)
 May 22 -- #21 Vanderbilt (W, 8-2)
 May 24 -- #29 Alabama (W, 12-8)
 May 25 – Ole Miss (W, 8-2)

Designated hitter Blake Dean's two-run homer Sunday highlighted a five-run LSU fifth inning, and right-hander Louis Coleman fired six scoreless relief innings to lead the eighth-ranked Tigers to an 8-2 victory over Ole Miss in the SEC Tournament championship game at Regions Park. LSU (43-16-1) won its 20th straight game, establishing a school record. The previous mark of 19 consecutive wins was set by the 1997 club. The Tigers, who trailed 2-1 entering the bottom of the fifth inning, won for the 16th time during the 20-game streak after facing a deficit. LSU claimed its seventh SEC Tournament championship and its first since 2000. Dean was named Monday as the National Player of the Week by Collegiate Baseball magazine. Dean, a sophomore from Crestview, Fla., was voted the Most Valuable Player of the SEC Tournament, leading the Tigers to four straight victories en route to the tournament title. Dean hit .438 (7-for-16) in the tournament with three homers, nine RBI and five runs scored. Dean hit a walk-off solo homer in the 10th inning Wednesday to lift LSU to a 5-4 first-round SEC Tournament win over South Carolina. He hit a grand slam Saturday in the Tigers' semifinal victory over Alabama. Three other LSU players were named to the SEC All-Tournament team -- first baseman Matt Clark, second baseman Ryan Schimpf and pitcher Blake Martin. Clark was 4-for-15 at the plate with one double, three homers and five RBI. Schimpf hit .333 (4-for-12) in LSU's four games with two doubles, one triple and six RBI. Martin defeated Vanderbilt in LSU's second game of the tournament, working seven innings and limiting the Commodores to two runs (one earned) on four hits with three walks and one strikeout. LSU also climbed to No. 2 Monday in the Collegiate Baseball magazine poll, up from No. 8 last week. The Tigers will play host to the NCAA Baton Rouge Regional, as Alex Box Stadium will serve as a regional site for the 17th time in the past 19 seasons.

INTRO

THIS IS LSU

PREVIEW

TIGERS

COACHES

REVIEW

HISTORY

RECORDS

LSU



INTRO

THIS IS LSU

PREVIEW

TIGERS

COACHES

REVIEW

HISTORY

RECORDS

LSU



The Tigers arrive at Rosenblatt Stadium for their pre-CWS workout.

Week 15: NCAA Baton Rouge Regional

May 30 – TEXAS SOUTHERN (W, 12-1)

May 31 – SOUTHERN MISS (W, 13-4)

June 1 – SOUTHERN MISS (W, 11-4)

LSU swept its three games in the NCAA Baton Rouge Regional to advance to the Super Regional versus UC-Irvine . . . the regional title was the 17th in LSU history and the Tigers' first since 2004 . . . LSU will play in a Super Regional for the seventh time and for the first time since 2004, when the Tigers defeated Texas A&M in two games to advance to the College World Series . . . LSU's 11-4 win over Southern Miss Sunday in the NCAA Baton Rouge Regional championship game marked the Tigers' 23rd straight victory, establishing a record for the longest single-season win streak by an SEC team . . . the previous mark was established by South Carolina, which won 22 straight games in 2000 . . . the Tigers are hitting .324 (280-for-864) as a team during their 23-game win streak with 65 doubles, eight triples and 42 home runs . . . LSU has outscored its opponents, 219-101, in the past 23 games . . . the Tigers' pitching staff has been superb during the streak as well, recording a 3.53 ERA in 217 innings of work with 68 walks and 202 strikeouts . . . LSU hit .318 (34-for-107) in the NCAA Baton Rouge Regional with eight doubles, one triple and nine home runs . . . meanwhile, the LSU pitchers limited their opponents to a .267 (27-for-101) batting average in the regional while recording a 2.67 ERA (eight earned runs in 27 innings) . . . sophomore DH/OF Blake Dean was named the Most Outstanding Player of the Regional, as he hit .455 (5-for-11) in three games with one double, one triple, three homers, nine RBI and four runs . . . Dean posted a 1.545 slugging percentage and a .571 on-base percentage during the regional . . . during LSU's 23-game win streak, Dean is hitting .424 (39-for-92) with nine doubles, one triple, 11 homers, 34 RBI and 27 runs . . . junior first baseman Matt Clark was named to the regional all-tournament team, as he hit .545 (6-for-11) with two doubles, three homers, six RBI and five runs . . . Clark increased his home runs total to 25 this season, marking the most HRs by an LSU player since 2000, when catcher Brad Cresse launched 30 dingers . . . Clark is batting .392 (31-for-79) during the LSU win streak with 10 doubles, 12 homers, 29 RBI and 26 runs . . . senior third baseman Michael Hollander hit .429 (6-for-14) in the NCAA Baton Rouge Regional with one double, one homer and seven RBI . . . Hollander was 4-for-5 at the plate in the championship game win over Southern Miss with one double and four RBI . . . sophomore right-hander Paul Bertuccini earned the win in the regional title game, striking out all four Southern Miss batters he faced . . . Bertuccini entered the game in the top of the fifth with two outs, runners at first and third, and LSU clinging to a 3-2 lead – he fanned USM's Drew Carson to end the fifth and he struck out the side in the sixth . . . LSU erupted for six runs in the bottom of the sixth, and Bertuccini earned credit for the victory . . . Bertuccini has been brilliant during the Tigers' 23-game win streak, as he has worked 11 scoreless innings, allowing just four hits with six walks and 13 strikeouts . . . Bertuccini's fellow reliever, right-hander Louis Coleman, is 4-0 with a 1.54 ERA and two saves during the win streak . . . in 23.1 innings, Coleman has recorded four walks and 26 strikeouts.

Week 16: NCAA Baton Rouge Super Regional

June 7 -- #8 UC IRVINE (L, 5-11)

June 8 -- #8 UC IRVINE (W, 9-7)

June 9 -- #8 UC IRVINE (W, 21-7)

Seventy years of history at Alex Box Stadium ended on Monday night at 10:01 p.m. -- and the next era will start on Sunday in Omaha. LSU's rapid ascent back to the top of college baseball continued with an NCAA Super Regional thumping of UC Irvine, 21-7, to advance to the NCAA College World Series for the 14th time. A little over 24 hours earlier, LSU (48-17-1) was down to its final three outs and trailed the Anteaters (42-18) by three runs before staging a comeback for the ages that resulted in the Tigers setting up an NCAA Super Regional winner-take-all game. LSU carried the momentum from Sunday's thriller into Monday night and closed out the grand old ballpark by securing the program's first Omaha appearance since 2004. A stadium record 8,173 fans packed into every available space to watch the 1,723rd and final game at "The Box" as LSU improved to 31-6 on championship day in NCAA postseason play. The actual attendance shattered the previous mark of 7,607 set against Texas A&M in the second game of the 2004 NCAA Baton Rouge Super Regional. The Tigers connected for seven home runs and used a memorable six-run first inning that featured three consecutive blasts from designated hitter Blake Dean, catcher Micah Gibbs and first baseman Matt Clark. The feat represented the second time LSU had homered in three consecutive at-bats this season and the first time in NCAA postseason play since Brad Cresse, Clint Earnhardt and Wes Davis did so against Mississippi State in the second inning of a 1998 College World Series contest. LSU added three more runs over the next two frames and put the game out of reach with a seven-run uprising in the fifth. LSU tallied 21 runs – the most in an NCAA postseason game since posting 21 runs against UL-Monroe at the 2000 Baton Rouge Regional -- and the Tigers pounded a school postseason record 24 hits. Dean tied a school record with five of those hits and became the first LSU player to reach the five-hit plateau since Ryan Patterson did so against Tennessee on May 14, 2005. LSU left-hander Blake Martin, making his 17th start of the season, delivered a solid effort to aid the Tigers' cause. Martin worked into the fifth inning, allowing only two runs on five hits while striking out three and walking one.

Weeks 17-18: College World Series at Omaha, Neb.

June 15 -- #2 North Carolina (L, 4-8)

June 17 -- #4 Rice (W, 6-5)

June 19 -- #2 North Carolina (L, 3-7)

LSU finished fifth at the 2008 College World Series with a 1-2 mark; the CWS appearance marked LSU's 14th trip to Omaha and its first since 2004 . . . The highlight of the CWS came on June 17 when All-America designated hitter Blake Dean lined a three-run, walk-off double off the left field wall to lift the seventh-seeded Tigers to a dramatic 6-5 win over sixth-seeded Rice at Rosenblatt Stadium. The Tigers, who entered the bottom of the ninth trailing 5-2, registered their 30th come-from-behind win of the season and their third ninth-inning comeback in Omaha. LSU also snapped a five-game College World Series losing streak. Dean's heroics brought back memories of Armando Rios' game-tying double versus Long Beach State in the 1993 CWS, a contest LSU went on to win. Warren Morris' game-winning homer in the 1996 CWS championship game was the other time the Tigers had come from behind in the final frame at Rosenblatt.

The comeback also gave Mainieri a flashback to his previous CWS experience with Notre Dame. Six years ago to the day, his Irish team eliminated Rice with a walk-off homer in the 2002 College World Series. Right fielder Derek Helenihi started LSU's comeback versus Rice when he drove a one-out Cole St. Clair pitch up the middle for his third single of the day. Pinch hitter Sean Ochinko fell into an 0-2 hole and was then hit by a pitch to put runners at first and second with the Tigers trailing 5-2. Senior shortstop Michael Hollander followed and grounded a clutch single into centerfield to load the bases. LSU benefited on an error when shortstop Rick Hague misplayed a Jared Mitchell groundball that allowed Helenihi to score and close the gap to 5-3. With the bases loaded, Dean kept LSU's magical season alive when he ripped a 1-0 offering over left fielder Aaron Luna's head. Pinch runner Chris McGhee scored, Hollander raced home and Mitchell – on the heels of Hollander – came charging home with his hands in the air for the winning margin. LSU junior Louis Coleman (8-0) was brilliant in relief again, working two scoreless innings to pick up his eighth win of the year. Starter Jared Bradford turned in a valiant effort, allowing five runs on seven hits in 6.2 innings. He walked two and struck out a season-high 10 batters on 106 pitches.

2008 Line Scores

Feb 22, 2008 at Baton Rouge, La.

Indiana..... 000 001 000 - 1 8 1 (0-1)
 LSU..... 104 110 00X - 7 15 0 (1-0)

WP-Jared Bradford (1-0) LP-Tufts, Tyler (0-1)
 T-2:58 A-8675

Actual attendance: 5,510

Paid attendance is 2nd-largest in Alex Box history.

Feb 23, 2008 at Baton Rouge, La.

Indiana..... 000 000 040 - 4 9 4 (0-2)
 LSU..... 001 110 20X - 5 7 1 (2-0)

WP-Jordan Brown (1-0) Save-Daniel Bradshaw(1)
 LP- Matt Bashore (0-1)

T-3:15 A-8406

Actual attendance: 4,901

Feb 24, 2008 at Baton Rouge, La.

Indiana..... 100 104 001 - 7 14 1 (1-2)
 LSU..... 400 011 000 - 6 13 1 (2-1)

WP-Leiendecker, Kyle (1-0) LP-Austin Ross (0-1)
 T-3:04 A-7440

HR LSU - Blake Dean (1)

Actual attendance: 3,497

Feb 26, 2008 at Baton Rouge, La.

Southern..... 000 000 010 - 1 3 1 (0-1)
 LSU..... 320 001 00X - 6 8 0 (3-1)

WP-Ryan Verdugo (1-0) LP-Jarrett Maloy (0-1)
 T-2:38 A-7151

Feb 27, 2008 at Baton Rouge, La.

Mississippi Valley.. 000 001 000 - 1 5 4 (4-2)
 LSU..... 002 042 10X - 9 9 0 (4-1)

WP-Blake Martin (1-0) LP-REID, Scott (0-2)
 T-2:31 A-6812

Actual Attendance: 936

Feb 29, 2008 at Baton Rouge, La.

Duquesne..... 001 000 000 - 1 3 0 (0-4)
 LSU..... 100 324 00X - 10 13 3 (5-1)

WP-Jared Bradford (2-0) LP-Ryan Juran (0-2)
 T-2:35 A-7211

HR LSU - DJ LeMahieu (1), Matt Clark (1)

Actual attendance: 2,857

March 1, 2008 at Alex Box Stadium

Duquesne..... 30 0 033 02 0 - 11 14 2 (0-5)
 LSU..... 20(12) 026 00X - 22 23 1 (6-1)

WP-Jordan Brown (2-0) LP-Paul Bugajski (0-2)
 T-3:37 A-7452

HR DUQ - Chris Happ (1), Bill Torre (1)

HR LSU - Blake Dean (2), Taylor Davis (1), Matt Clark 2 (3), Matt Gaudet (1)

Actual attendance: 3,467

First time LSU has had four home runs and 12 runs in one inning since March 13, 2005 vs. Arizona State.

Most runs in a game since scoring 24 on Feb. 24, 2001 vs. Duquesne.

March 2, 2008 at Baton Rouge, La.

Duquesne..... 000 100 001 - 2 5 4 (0-6)
 LSU..... 000 340 05X - 12 12 2 (7-1)

WP-Ryan Verdugo (2-0) LP-Gary Pierpont (0-2)
 T-2:49 A-7023

HR DUQ - Aaron Janusey (1)

HR LSU - Ryan Schimpf (1), DJ LeMahieu 2 (3), Blake Dean (3), Matt Clark 2 (5)

Actual Attendance: 2,605

March 4, 2008 at Baton Rouge, La.

Michigan State..... 010 00 0110 - 3 10 2 (3-5)
 LSU..... 010 002 02X - 5 9 4 (8-1)

WP-Daniel Bradshaw (1-0) LP-Wunderlich, Kurt (1-1)
 T-3:23 A-6787

Actual Attendance: 1,341

March 5, 2008 at Baton Rouge, La.

Michigan State..... 010 000 000 - 1 5 1 (3-6)
 LSU..... 003 100 62X - 12 14 1 (9-1)

WP-Ryan Byrd (1-0) LP-Achter, A.J. (0-1)

T-3:08 A-7103

HR LSU - Blake Dean (4), Matt Clark (6)

Actual attendance: 1,955

March 8, 2008 at Baton Rouge, La.

Stetson..... 002 000 010 - 3 13 1 (6-5)
 LSU..... 103 022 10X - 9 16 0 (10-1)

WP-Jared Bradford (3-0) Save-Austin Ross(1) LP-Jake Hitchcock (1-1)

T-3:01 A-7408

HR LSU - Jared Mitchell (1), Michael Hollander (1)

Actual attendance: 2,618

Game 1 of a doubleheader.

March 8, 2008 at Baton Rouge, La.

Stetson..... 001 110 200 - 5 10 4 (6-6)
 LSU..... 400 110 00X - 6 7 0 (11-1)

WP-Ryan Verdugo (3-0) Save-Daniel Bradshaw(2) LP-Nick Pugliese (2-1)

T-3:04 A-6986

HR LSU - Ryan Schimpf (2)

Actual attendance: 1,548

Game 2 of a doubleheader.

March 9, 2008 at Baton Rouge, La.

Stetson..... 000 120 103 - 7 13 0 (7-6)
 LSU..... 101 000 000 - 2 6 4 (11-2)

WP-Robby Donovan (2-1) LP-Blake Martin (1-1)

T-3:08 A-7159

HR STET - Aaron Crittenden (4)

HR LSU - Ryan Schimpf (3)

Actual Attendance: 2,763

March 11, 2008 at Baton Rouge, La.

Southeastern La..... 001 050 000 - 6 8 2 (7-6)
 LSU..... 000 020 100 - 3 9 0 (11-3)

WP-LeBlanc, Rene' (1-1) Save-Collins, Ryan(1) LP-Ryan Byrd (1-1) T-2:32

A-7294

Actual attendance: 2,343

March 14, 2008 at Knoxville, Tenn.

LSU..... 000 010 121 - 5 8 0 (11-4)
 Tennessee..... 011 031 00X - 6 7 1 (10-4)

WP-Steve Crnkovich (4-0) Save-Aaron Everett(2) LP-Jared Bradford (3-1)

T-2:44 A-1372

HR LSU - Matt Clark (7)

HR UT - Andy Simunic (1)

March 16, 2008 at Knoxville, Tenn.

LSU..... 111 000 0 - 3 5 1 (11-5)
 Tennessee..... 230 011 X - 7 8 1 (11-4)

WP-Bryan Morgado (3-1) LP-Ryan Verdugo (3-1) T-2:13

A-DH

HR LSU - Matt Clark (8)

HR UT - Kentrail Davis (2)

March 16, 2008 at Knoxville, Tenn.

LSU..... 000 200 1 - 3 6 0 (11-6)
 Tennessee..... 000 120 4 - 7 6 2 (12-4)

WP-Jeff Lockwood (1-0) LP-Daniel Bradshaw (1-1)

T-2:14 A-1918

HR LSU - Michael Hollander (2)

HR UT - Yan Gomes 2 (2)

March 19, 2008 at Baton Rouge, La.

Tulane..... 030 011 000 - 5 10 0 (13-6)
 LSU..... 011 005 00X - 7 8 1 (12-6)

WP-Jordan Brown (3-0) Save-Jared Bradford(1) LP-Nick Pepitone (2-1)

T-3:18 A-7820

Actual attendance: 3,621

LSU By The Numbers

Overall	49-19-1
SEC	18-11-1
Home	32-9-1
Away	11-8
Neutral Sites	6-2
Day	25-9-1
Night.....	24-10
vs. Left-Handed Starter	14-5-1
vs. Right-Handed Starter	35-14
TV Games	30-3-1
Vs. SEC West	13-4
Vs. SEC East	9-7-1
Non-SEC Games	27-8-1
Vs. Louisiana opponents	10-3
Vs. Ranked opponents	16-9-1
Vs. Big 10	4-1
Vs. SWAC	4-0
Vs. Atlantic 10	3-0
Vs. Atlantic Coast	0-2
Vs. Atlantic Sun	2-1
Vs. Big West	2-1
Vs. Southland	3-1
Vs. CUSA	6-0
Vs. Sun Belt	2-2
Vs. Summit	1-0
Doubleheader Games.....	4-2
Game 1 of weekend series	10-5
Game 2 of weekend series	9-6
Game 3 of weekend series	11-3-1
Sunday	11-5-1
Monday	1-0
Tuesday	9-1
Wednesday.....	7-2
Thursday	2-0
Friday.....	8-5
Saturday	11-6
One-run games	8-7
Two-run games	8-1
Extra inning games	5-2-1
Shutouts	3-0
Number of Win Streaks	9
Longest Win Streak	23 games
Number of Losing Streaks	4
Longest Losing Streak	5 games
Games LSU scores first	26-8-1
Games opponent scores first	23-11
When LSU scores 10+	18-1-1
When LSU scores <6	7-15
When opponent scores 10+	2-2-1
When opponent scores <6	36-1
When LSU leads after 6 innings	38-4-1
When LSU trails after 6 innings	9-12
When tied after 6 innings	2-3
When LSU leads after 7 innings	39-2-1
When LSU trails after 7 innings	7-10
When tied after 7 innings	3-5
When LSU leads after 8 innings	41-1-1
When LSU trails after 8 innings	4-11
When tied after 8 innings	4-5
When LSU has 10+ hits	32-6-1
When LSU has <6 hits	2-4
When opponent has 10+ hits	21-11-1
When opponent has <6 hits	14-0
When LSU has more hits	38-4-1
When LSU has fewer hits	10-14
Equal hits	1-1
When LSU homers	33-12-1
When LSU hits 2 or more HR.....	23-2-1
When LSU hits no home runs	16-7
When opponent homers.....	28-12-1
When opponent hits 2 or more HR	9-4-1
When opponent hits no HR.....	21-7
Games won on final at-bat	9
Games lost on final at-bat.....	9
Come-from-behind wins	30
Losses when LSU held lead	11
Blown saves	4
Longest game	5:14 (5/13 vs. UNO)
Shortest game	1:59 (4/23 vs. McNeese State)

INTRO

THIS IS LSU

PREVIEW

TIGERS

COACHES

REVIEW

HISTORY

RECORDS

LSU



March 21, 2008 at Baton Rouge, La.

Arkansas.....201 002 200 00 - 7 10 3 (13-7)
LSU.....4 11 000 100 01 - 8 12 1 (13-6)

WP-Jared Bradford (4-1) LP-Stephen Richards (1-1)

T-3:52 A-7488

HR AR - Casey Coon (2)

HR LSU - Matt Gaudet (2), Matt Clark (9), Sean Ochinko (1)

Actual Attendance: 3,847

March 22, 2008 at Baton Rouge, La.

Arkansas.....000 620 2 12 1 - 14 18 1 (14-7)
LSU.....2 16 220 000 0 - 13 14 5 (13-7)

WP-Justin Wells (1-0) LP-Jared Bradford (4-2)

T-3:35 A-7874

HR AR - Tim Smalling (3)

HR LSU - Blake Dean 2 (6), Matt Clark (10), DJ LeMahieu (4)

Actual Attendance: 4,026

March 23, 2008 at Baton Rouge, La.

Arkansas.....100 000 010 - 2 3 3 (14-8)
LSU.....010 020 01X - 4 7 0 (14-7)

WP-Ryan Verdugo (4-1) Save-Paul Bertuccini(1)

LP-Dallas Keuchel (2-1)

T-2:27 A-6970

March 25, 2008 at Baton Rouge, La.

Northwestern State..100 000 110 - 3 10 2 (13-9)
LSU.....001 110 70X - 10 14 1 (15-7)

WP-Louis Coleman (1-0) Save-Austin Ross(2)

LP-Campbell, Ryan (0-3)

T-2:39 A-7253

Actual Attendance: 2,259

March 26, 2008 at Baton Rouge, La.

New Orleans.....011 110 2 02 - 8 12 1 (14-8)
LSU.....210 030 000 - 6 11 2 (15-8)

WP-Burch, David (2-0) Save-O'Shea, Ryan(5)

LP-Daniel Bradshaw (1-2)

T-3:15 A-8322

Actual attendance: 3,592

March 28, 2008 at Gainesville, Fla.

LSU.....001 200 101 - 5 13 1 (15-9)
Florida.....100 010 60X - 8 12 2 (19-5)

WP-Billy Bullock (3-2) Save-Josh Edmondson(1)

LP-Jared Bradford (4-3)

T-2:35 A-4531

HR LSU - Matt Clark (11)

HR UF - Cole Figueroa (3), Matt den Dekker (3), Buddy

Munroe (2)

March 29, 2008 at Gainesville, Fla.

LSU.....000 010 000 - 1 7 0 (15-10)
Florida.....302 000 20X - 7 14 0 (20-5)

WP-Patrick Keating (4-0) LP-Ryan Verdugo (4-2)

T-2:40 A-4015

HR UF - Matt den Dekker (4)

March 30, 2008 at Gainesville, Fla.

LSU.....030 010 011 - 6 10 1 (16-10)
Florida.....000 102 000 - 3 9 2 (20-6)

WP-Jared Bradford (5-3) LP-Tommy Toledo (4-1)

T-2:24 A-3290

HR LSU - Ryan Schimpf (4), Matt Clark 2 (13), Leon Landry (1)

HR UF - Cole Figueroa 2 (5), Dustin Bamberg (3)

April 1, 2008 at Baton Rouge, La.

LSU.....130 301 000 - 8 9 0 (17-10)
Southern.....300 000 000 - 3 8 1 (10-11)

WP-Austin Ross (1-1) LP-Sherrard Brooks (2-1)

T-2:42 A-734

April 2, 2008 at Baton Rouge, La.

Centenary.....000 000 000 - 0 5 2 (16-6)
LSU.....110 220 00X - 6 8 2 (18-10)

WP-Ryan Verdugo (5-2) LP-Matt Clark (0-1)

T-2:16 A-6634

Actual Attendance: 612

Start of Game Delayed One Hour by Rain

April 4, 2008 at Baton Rouge, La.

Alabama.....000 000 000 - 0 5 2 (16-14)
LSU.....000 120 00X - 3 5 0 (19-10)

WP-Jared Bradford (6-3) Save-Daniel Bradshaw(3)

LP-Austin Hyatt (2-3)

T-2:34 A-8187

HR LSU - Johnny Dishon (1)

Actual Attendance: 2,855

The start of the game on Friday, April 4 was delayed 15 minutes by rain.

The game was suspended in the bottom of the third inning due to rain.

The game resumed at 1 p.m. on Saturday, April 5.

April 5, 2008 at Baton Rouge, La.

Alabama.....030 002 000 01 - 6 10 0 (17-14)
LSU.....120 100 100 00 - 5 9 2 (19-11)

WP-Josh Copeland (2-1) LP-Daniel Bradshaw (1-3)

T-3:52 A-7611

Actual Attendance: 2,853

April 6, 2008 at Baton Rouge, La.

Alabama.....012 013 000 - 7 13 2 (17-15)
LSU.....030 103 11X - 9 14 0 (20-11)

WP-Paul Bertuccini (1-0) LP-Casey Kebodeaux (2-4)

T-3:23 A-7597

HR ALABAMA - Brandon May (3), Jake Smith (2)

HR LSU - Derek Helenihi (1)

Actual Attendance: 3,350

April 9, 2008 at Hattiesburg, Miss.

LSU.....000 600 110 - 8 15 0 (21-11)
Southern Miss.....000 000 400 - 4 8 1 (20-11)

WP-Austin Ross (2-1) LP-Josh Billeaud (2-2)

T-2:59 A-5658

HR LSU - Ryan Schimpf (5), Blake Dean (7)

HR USM - Trey Cuevas (2), Chris Matesich (2)

April 11, 2008 at Oxford, Miss.

LSU.....001 000 000 - 1 3 0 (21-12)
Ole Miss.....001 000 01X - 2 8 1 (23-11)

WP-Lance Lynn (5-0) Save-Scott Bittle(3)

LP-Daniel Bradshaw (1-4)

T-2:40 A-5518

HR LSU - Ryan Schimpf (6)

HR OM - Brett Basham (2)

April 12, 2008 at Oxford, Miss.

LSU.....000 000 010 - 1 4 1 (21-13)
Ole Miss.....120 004 00X - 7 9 1 (24-11)

WP-Drew Pomeranz (3-1) LP-Blake Martin (1-2)

T-2:37 A-9412

April 13, 2008 at Oxford, Miss.

LSU.....010 111 202 - 8 13 1 (22-13)
Ole Miss.....000 110 000 - 2 3 1 (24-12)

WP-Ryan Verdugo (6-2) LP-C. Satterwhite (3-2)

T-2:36 A-4902

HR LSU - Ryan Schimpf (7), Micah Gibbs (1)

HR OM - Logan Power (6)

April 15, 2008 at Baton Rouge, La.

Nicholls State.....000 002 000 - 2 5 4 (6-30)
LSU.....010 300 16X - 11 10 2 (23-13)

WP-Louis Coleman (2-0) LP-Justin Breaux (1-4)

T-2:23 A-7634

HR NICH - Shane Barksdale (2)

HR LSU - Taylor Davis (2)

Actual Attendance: 2,035

April 16, 2008 at New Orleans, La.

LSU.....010 111 001 - 5 10 1 (23-14)
New Orleans...100 011 03X - 6 8 2 (23-12)

WP-O'Shea, Ryan (1-1) LP-Daniel Bradshaw (1-5)

T-2:56 A-1162

HR LSU - Leon Landry (2)

HR UNO - Butler, Joey (10)

April 18, 2008 at Baton Rouge, La.

Georgia.....011 020 020 - 6 10 0 (26-12)
LSU.....000 000 210 - 3 8 4 (23-15)

WP-Trevor Holder (5-2) Save-Joshua Fields(11)

LP-Blake Martin (1-3)

T-3:02 A-7116

Actual Attendance: 2,243

April 19, 2008 at Baton Rouge, La.

Georgia.....100 131 111 - 9 12 1 (27-12)
LSU.....000 001 070 - 8 11 4 (23-16)

WP-Dean Weaver (3-1) LP-Jared Bradford (6-4)

T-3:06 A-7854

HR UGA - Gordon Beckham 2 (19)

Actual attendance: 3,766

April 20, 2008 at Baton Rouge, La.

Georgia.....000 012 412 000 - 10 13 0 (27-12-1)
LSU.....023 023 000 000 - 10 16 3 (23-16-1)

T-4:03 A-7209

HR UGA - Matt Olson (5), Robbie O'Bryan (1)

HR LSU - Michael Hollander (3), Blake Dean (8)

Actual attendance: 2,712

Georgia (CF) Matt Cerione was ejected in the top of the 11th inning.

SEC Record 23-Game Win Streak

(April 22-June 1)

April 22, 2008 at New Orleans, La.

LSU.....001 002 023 - 8 14 0 (24-16-1)
Tulane.....010 021 000 - 4 13 1 (27-13-1)

WP-Louis Coleman (3-0) LP-Rob Segedin (0-1)

T-3:25 A-5017

HR LSU - Blake Dean (9)

HR TLN - Rob Segedin (5)

April 23, 2008 at Baton Rouge, La.

McNeese State....000 000 000 - 0 1 2 (10-31)
LSU.....000 201 12X - 6 9 0 (25-16-1)

WP-Daniel Bradshaw (2-5) LP-Conrad, Jonathan (1-6)

T-1:59 A-7184

HR LSU - Blake Dean (10), Matt Clark 2 (15)

Actual Attendance: 1,799

First one-hitter by LSU pitching staff since April 18, 1997 when Patrick Coogan fired a one-hitter vs. Ole Miss in Alex Box Stadium.

April 25, 2008 at Baton Rouge, La.

South Carolina....110 000 001 - 3 8 0 (31-12)
LSU.....052 003 01X - 11 15 0 (26-16-1)

WP-Blake Martin (2-3) LP-Mike Cisco (5-2)

T-2:35 A-7176

HR SC - Justin Smoak (17)

HR LSU - Michael Hollander (4), Matt Clark (16), Jared

Mitchell (2)

Actual attendance: 2,930

April 26, 2008 at Baton Rouge, La.

South Carolina....410 011 110 01 - 10 17 5 (31-13)
LSU.....000 003 420 02 - 11 11 2 (27-16-1)

WP-Jared Bradford (7-4) LP-Parker Bangs (3-2)

T-3:58 A-7436

HR SC - Justin Smoak (18), Harley Lail (4), Scott Wingo (5)

HR LSU - Sean Ochinko (2), Nicholas Pontiff (1)

Actual Attendance: 2,753

Start of game delayed 30 minutes by rain.



April 27, 2008 at Baton Rouge, La.

South Carolina... 100 002 000 - 3 8 0 (31-14)
 LSU..... 010 22 0 01X - 6 10 0 (28-16-1)

WP-Ryan Verdugo (7-2) Save-Paul Bertuccini (2)
 LP-Blake Cooper (5-4)

T-2:18 A-7031

HR SC - Phil Disher (15)

HR LSU - Derek Heleni (2), DJ LeMahieu (5), Jared Mitchell (3)

Actual attendance: 2,187

Game delayed 0:50 due to weather in the top of the 6th inning.

Game delayed 1:16 due to weather in the bottom of the 8th inning.

April 29, 2008 at Baton Rouge, La.

Louisiana-Lafayette... 111 000 000 - 3 10 3 (22-23)
 LSU..... 000 050 00X - 5 6 0 (29-16-1)

WP-Daniel Bradshaw (3-5) Save-Louis Coleman (1)
 LP-Solich, Brent (1-4)

T-2:31 A-7981

Actual Attendance: 4,050

May 3, 2008 at Lexington, Ky.

LSU..... 000 00 1 000 2 - 3 8 2 (30-16-1)
 Kentucky..... 00 1 000 000 0 - 1 3 0 (34-12)

WP-Jared Bradford (8-4) LP-Scott Green (5-3)
 T-3:12 A-DH

May 3, 2008 at Lexington, Ky.

LSU..... 3 31 2 1 0 200 - 12 13 0 (31-16-1)
 Kentucky..... 003 200 000 - 5 8 4 (34-13)

WP-Blake Martin (3-3) Save-Jared Bradford (2)
 LP-Tommy Warner (3-1)

T-3:04 A-2335

HR LSU - Sean Ochinko (3), Jared Mitchell (4)

HR UK - Brian Spear (7)

May 4, 2008 at Lexington, Ky.

LSU..... 1 0 1 02 022 - 9 13 1 (32-16-1)
 Kentucky..... 200 240 000 - 8 15 2 (34-14)

WP-Daniel Bradshaw (4-5) Save-Jared Bradford (3)
 LP-Andrew Albers (6-3)

T-3:33 A-2844

HR LSU - Matt Clark (17)

HR UK - Bryan Rose (4), Keenan Wiley (2)

May 9, 2008 at Baton Rouge, La.

Mississippi State... 003 120 000 - 6 14 1 (20-30)
 LSU..... 47 1 01 1 0X - 15 21 1 (33-16-1)

WP-Louis Coleman (4-0) LP-Chad Crosswhite (2-5)
 T-3:32 A-8548

HR MSTATE - Nick Hardy (2)

HR LSU - Jared Mitchell (5), Matt Clark (18), Ryan Schimpf (8)

Actual attendance: 6,514

Paid attendance is 5th highest in Alex Box history.

May 10, 2008 at Baton Rouge, La.

Mississippi State... 100 001 020 - 4 5 1 (20-31)
 LSU..... 004 51 0 33X - 16 16 3 (34-16-1)

WP-Blake Martin (4-3) LP-Ricky Bowen (3-6)
 T-2:58 A-8312

HR MSTATE - Tyler Moore (13)

HR LSU - Blake Dean (11), Leon Landry (3), Ryan Schimpf 2 (10)

Actual attendance: 5,867

May 11, 2008 at Baton Rouge, La.

Mississippi State... 200 101 200 - 6 14 2 (20-32)
 LSU..... 012 121 20X - 9 9 0 (35-16-1)

WP-Jared Bradford (9-4) Save-Daniel Bradshaw (4)
 LP-Justin Pigott (2-3)

T-3:03 A-8701

HR MSTATE - Ryan Duffy (6)

HR LSU - Blake Dean (12)

Actual attendance: 6,556

Largest paid attendance in Alex Box history.

Mississippi State SS Ryan Powers was ejected in the 6th inning.

May 13, 2008 at Metairie, La.

New Orleans..... 201 11 0 100 000 000 - 6 11 1 (38-14)
 LSU..... 310 000 200 000 001 - 7 14 2 (36-16-1)

WP-Louis Coleman (5-0) LP-Brown, Matt (2-3)

T-5:14 A-5626

HR UNO - Baxter, T.J. (10)

May 15, 2008 at Auburn, Ala.

LSU..... 000 202 1 10 - 6 16 1 (37-16-1)
 Auburn..... 0 10 002 100 - 4 12 2 (28-26)

WP-Ryan Verdugo (8-2) Save-Jared Bradford (4)

LP-Grant Dayton (7-2)

T-3:13 A-2067

HR AU - Joseph Sanders (6)

May 16, 2008 at Auburn, Ala.

LSU..... 1 1 0 420 340 - 15 18 1 (38-16-1)
 Auburn..... 230 000 001 - 6 7 5 (28-27)

WP-Ryan Byrd (2-1) LP-Taylor Thompson (3-6)

T-3:09 A-2122

HR LSU - Blake Dean (13), Matt Clark (19), Leon Landry (4)

HR AU - Brian Fletcher 2 (10)

May 17, 2008 at Auburn, Ala.

LSU..... 12 1 100 50 1 - 11 14 3 (39-16-1)
 Auburn..... 003 103 000 - 7 6 1 (28-28)

WP-Austin Ross (3-1) Save-Louis Coleman (2)

LP-Michael Hurst (3-5)

T-3:08 A-2907

HR AU - Trent Mummy (4), Mike Bianucci (13)

May 21, 2008 at Hoover, Ala. • SEC TOURNAMENT

South Carolina... 000 102 001 0 - 4 6 0 (37-20)
 LSU..... 000 000 004 1 - 5 5 0 (40-16-1)

WP-Jared Bradford (10-4) LP-Alex Farotto (0-1)

T-3:25 A-6027

HR SC - Phil Disher (17)

HR LSU - Blake Dean (14), Matt Clark (20)

May 22, 2008 at Hoover, Ala. • SEC TOURNAMENT

LSU..... 000 043 001 - 8 9 1 (41-16-1)
 Vanderbilt..... 00 1 000 100 - 2 5 3 (38-19)

WP-Blake Martin (5-3) LP-Caleb Cotham (7-5)

T-2:46 A-6853

HR LSU - Derek Heleni (3)

HR VU - Parker Hanks (4)

May 24, 2008 at Hoover, Ala. • SEC TOURNAMENT

LSU..... 002 1 0 1 062 - 12 15 2 (42-16-1)
 Alabama..... 000 420 020 - 8 11 3 (34-26)

WP-Anthony Ranaudo (1-0) LP-Austin Graham (6-2)

T-3:33 A-12324

HR LSU - Blake Dean (15), Matt Clark (21)

May 25, 2008 at Hoover, Ala. • SEC TOURNAMENT

Ole Miss..... 1 10 000 000 - 2 8 1 (37-24)
 LSU..... 100 050 1 1 X - 8 10 0 (43-16-1)

WP-Louis Coleman (6-0) LP-Nathan Baker (3-5)

T-2:49 A-11123

HR OM - Michael Guerrero (9)

HR LSU - Blake Dean (16), Matt Clark (22)

May 30, 2008 at Baton Rouge, La. • NCAA REGIONAL

Texas Southern... 000 001 000 - 1 8 3 (16-33)
 LSU..... 400 2 14 1 0X - 12 13 1 (44-16-1)

WP-Jordan Brown (4-0) Save-Austin Ross (3)

LP-MORENO,Ehern (2-5)

T-2:59 A-7671

HR TXSOBB - Earnest Rhone (9)

HR LSU - Blake Dean 2 (18), Matt Clark (23)

Actual attendance: 6,536

May 31, 2008 at Baton Rouge, La. • NCAA REGIONAL

LSU..... 001 41 2 04 1 - 13 12 0 (45-16-1)
 Southern Miss... 000 130 000 - 4 8 4 (41-21)

WP-Ryan Verdugo (9-2) LP-Todd McInnis (6-3)

T-3:10 A-8012

HR LSU - Michael Hollander (5), Blake Dean (19), Sean

Ochinko (4), Matt Clark 2 (25)

Actual attendance: 7,498

June 1, 2008 at Baton Rouge, La. • NCAA REGIONAL

Southern Miss... 000 11 0 10 1 - 4 11 0 (42-22)
 LSU..... 1 20 006 20X - 11 9 1 (46-16-1)

WP-Paul Bertuccini (2-0) Save-Jared Bradford (5)

LP-Brian Leach (2-4)

T-3:09 A-7870

HR LSU - Leon Landry (5)

Actual attendance: 7,161

June 7, 2008 at Baton Rouge, La. • NCAA SUPER REGIONAL

UC Irvine..... 200 013 230 - 11 13 2 (42-16)
 LSU..... 0 10 001 030 - 5 9 1 (46-17-1)

WP-Gorgen, Scott (12-3) LP-Ryan Verdugo (9-3)

T-3:23 A-8023

HR UCI - Bardeen, Brock (5), Madigan, Sean (2)

HR LSU - DJ LeMahieu (6)

Actual attendance: 7,460

LSU asst. coach Javi Sanchez was ejected in the bottom of the 6th inning.

June 8, 2008 at Baton Rouge, La. • NCAA SUPER REGIONAL

LSU..... 0 10 100 025 - 9 14 0 (47-17-1)
 UC Irvine..... 001 600 000 - 7 11 0 (42-17)

WP-Louis Coleman (7-0) LP-Pettis, Eric (4-3)

T-3:11 A-8029

HR LSU - Jared Mitchell (6)

HR UCI - Bardeen, Brock (6)

Actual attendance: 6,971

June 9, 2008 at Baton Rouge, La. • NCAA SUPER REGIONAL

UC Irvine..... 001 0 10 230 - 7 13 2 (42-18)
 LSU..... 6 12 070 32X - 21 24 1 (48-17-1)

WP-Jordan Brown (5-0) LP-Stowell, Bryce (8-3)

T-3:54 A-8348

HR UCI - Deragisch, Eric (1), Bell, Dillon (5)

HR LSU - Blake Dean (20), Micah Gibbs (2), Matt Clark (26),

Buzzy Haydel (1), Johnny Dishon (2), Ryan Schimpf 2 (12)

Actual attendance: 8,173

Largest actual attendance in Alex Box history.

June 15, 2008 at Omaha, Neb. • COLLEGE WORLD SERIES

LSU..... 1 1 0 000 020 - 4 8 1 (48-18-1)
 North Carolina... 302 1 1 0 10X - 8 17 0 (52-12)

WP-Alex White (11-3) Save-Rob Wooten (5)

LP-Ryan Verdugo (9-4)

T-2:59 A-22239

HR LSU - Michael Hollander (6), Matt Clark (27)

June 17, 2008 at Omaha, Neb. • COLLEGE WORLD SERIES

Rice..... 020 0 1 1 100 - 5 10 3 (47-15)
 LSU..... 000 000 1 14 - 6 11 0 (49-18-1)

WP-Louis Coleman (8-0) LP-Cole St.Clair (10-3)

T-3:02 A-19103

HR RICE - Aaron Luna (10)

June 19, 2008 at Omaha, Neb. • COLLEGE WORLD SERIES

North Carolina... 200 0 10 004 - 7 9 2 (53-13)
 LSU..... 01 0 002 000 - 3 4 0 (49-19-1)

WP-Alex White (12-3) LP-Louis Coleman (8-1)

T-3:15 A-30422

HR NC - Tim Federowicz (5)

HR LSU - Matt Clark (28)

Game halted by rain at 6:27 p.m.; game suspended at 9:32 p.m.

Game resumed June 20 at 6:09 p.m.; lightning delay from 6:38-8:05 p.m.



2008 Results

INTRO
THIS IS LSU
PREVIEW
TIGERS
COACHES
REVIEW
HISTORY
RECORDS
LSU

GAME DATE	OPPOSING TEAM	W/L	SCORE	R-H-E	R-H-E	INNS	OVERALL	SEC	PITCHER OF RECORD	ATT.	TIME
Feb 22, 2008	INDIANA	W	7-1	7-15-0	1-8-1	9	1-0-0	0-0-0	Bradford (W 1-0)	8675	2:58
Feb 23, 2008	INDIANA	W	5-4	5-7-1	4-9-4	9	2-0-0	0-0-0	Brown (W 1-0)	8406	3:15
Feb 24, 2008	INDIANA	L	6-7	6-13-1	7-14-1	9	2-1-0	0-0-0	Ross (L 0-1)	7440	3:04
Feb 26, 2008	SOUTHERN	W	6-1	6-8-0	1-3-1	9	3-1-0	0-0-0	Verdugo (W 1-0)	7151	2:38
Feb 27, 2008	MISS. VALLEY	W	9-1	9-9-0	1-5-4	9	4-1-0	0-0-0	B. Martin (W 1-0)	6812	2:31
Feb 29, 2008	DUQUESNE	W	10-1	10-13-3	1-3-0	9	5-1-0	0-0-0	Bradford (W 2-0)	7211	2:35
Mar 01, 2008	DUQUESNE	W	22-11	22-23-1	11-14-2	9	6-1-0	0-0-0	Brown (W 2-0)	7452	3:37
Mar 02, 2008	DUQUESNE	W	12-2	12-12-2	2-5-4	9	7-1-0	0-0-0	Verdugo (W 2-0)	7023	2:49
Mar 04, 2008	MICHIGAN STATE	W	5-3	5-9-4	3-10-2	9	8-1-0	0-0-0	Bradshaw (W 1-0)	6787	3:23
Mar 05, 2008	MICHIGAN STATE	W	12-1	12-14-1	1-5-1	9	9-1-0	0-0-0	Byrd (W 1-0)	7103	3:08
Mar 08, 2008	STETSON	W	9-3	9-16-0	3-13-1	9	10-1-0	0-0-0	Bradford (W 3-0)	7408	3:01
Mar 08, 2008	STETSON	W	6-5	6-7-0	5-10-4	9	11-1-0	0-0-0	Verdugo (W 3-0)	6986	3:04
Mar 09, 2008	STETSON	L	2-7	2-6-4	7-13-0	9	11-2-0	0-0-0	B. Martin (L 1-1)	7159	3:08
Mar 11, 2008	SOUTHEASTERN LA.	L	3-6	3-9-0	6-8-2	9	11-3-0	0-0-0	Byrd (L 1-1)	7294	2:32
*Mar 14, 2008	at Tennessee	L	5-6	5-8-0	6-7-1	9	11-4-0	0-1-0	Bradford (L 3-1)	1372	2:44
*Mar 16, 2008	at Tennessee	L	3-7	3-5-1	7-8-1	7	11-5-0	0-2-0	Verdugo (L 3-1)	DH	2:13
*Mar 16, 2008	at Tennessee	L	3-7	3-6-0	7-6-2	7	11-6-0	0-3-0	Bradshaw (L 1-1)	1918	2:14
Mar 19, 2008	TULANE	W	7-5	7-8-1	5-10-0	9	12-6-0	0-3-0	Brown (W 3-0)	7820	3:18
*Mar 21, 2008	ARKANSAS	W	8-7	8-12-1	7-10-3	(11)	13-6-0	1-3-0	Bradford (W 4-1)	7488	3:52
*Mar 22, 2008	ARKANSAS	L	13-14	13-14-5	14-18-1	(10)	13-7-0	1-4-0	Bradford (L 4-2)	7874	3:35
*Mar 23, 2008	ARKANSAS	W	4-2	4-7-0	2-3-3	9	14-7-0	2-4-0	Verdugo (W 4-1)	6970	2:27
Mar 25, 2008	NORTHWESTERN ST.	W	10-3	10-14-1	3-10-2	9	15-7-0	2-4-0	Coleman (W 1-0)	7253	2:39
Mar 26, 2008	NEW ORLEANS	L	6-8	6-11-2	8-12-1	9	15-8-0	2-4-0	Bradshaw (L 1-2)	8322	3:15
*Mar 28, 2008	at Florida	L	5-8	5-13-1	8-12-2	9	15-9-0	2-5-0	Bradford (L 4-3)	4531	2:35
*Mar 29, 2008	at Florida	L	1-7	1-7-0	7-14-0	9	15-10-0	2-6-0	Verdugo (L 4-2)	4015	2:40
*Mar 30, 2008	at Florida	W	6-3	6-10-1	3-9-2	9	16-10-0	3-6-0	Bradford (W 5-3)	3290	2:24
Apr 01, 2008	at Southern	W	8-3	8-9-0	3-8-1	9	17-10-0	3-6-0	Ross (W 1-1)	734	2:42
Apr 02, 2008	CENTENARY	W	6-0	6-8-2	0-5-2	9	18-10-0	3-6-0	Verdugo (W 5-2)	6634	2:16
*Apr 04, 2008	ALABAMA	W	3-0	3-5-0	0-5-2	9	19-10-0	4-6-0	Bradford (W 6-3)	8187	2:34
*Apr 05, 2008	ALABAMA	L	5-6	5-9-2	6-10-0	(11)	19-11-0	4-7-0	Bradshaw (L 1-3)	7611	3:52
*Apr 06, 2008	ALABAMA	W	9-7	9-14-0	7-13-2	9	20-11-0	5-7-0	Bertuccini (W 1-0)	7597	3:23
Apr 09, 2008	at Southern Miss	W	8-4	8-15-0	4-8-1	9	21-11-0	5-7-0	Ross (W 2-1)	5658	2:59
*Apr 11, 2008	at Ole Miss	L	1-2	1-3-0	2-8-1	9	21-12-0	5-8-0	Bradshaw (L 1-4)	5518	2:40
*Apr 12, 2008	at Ole Miss	L	1-7	1-4-1	7-9-1	9	21-13-0	5-9-0	B. Martin (L 1-2)	9412	2:37
*Apr 13, 2008	at Ole Miss	W	8-2	8-13-1	2-3-1	9	22-13-0	6-9-0	Verdugo (W 6-2)	4902	2:36
Apr 15, 2008	NICHOLLS STATE	W	11-2	11-10-2	2-5-4	9	23-13-0	6-9-0	Coleman (W 2-0)	7634	2:23
Apr 16, 2008	at New Orleans	L	5-6	5-10-1	6-8-2	9	23-14-0	6-9-0	Bradshaw (L 1-5)	1162	2:56
*Apr 18, 2008	GEORGIA	L	3-6	3-8-4	6-10-0	9	23-15-0	6-10-0	B. Martin (L 1-3)	7116	3:02
*Apr 19, 2008	GEORGIA	L	8-9	8-11-4	9-12-1	9	23-16-0	6-11-0	Bradford (L 6-4)	7854	3:06
*Apr 20, 2008	GEORGIA	T	10-10	10-16-3	10-13-0	(12)	23-16-1	6-11-1	None	7209	4:03
Apr 22, 2008	at Tulane	W	8-4	8-14-0	4-13-1	9	24-16-1	6-11-1	Coleman (W 3-0)	5017	3:25
Apr 23, 2008	MCNEESE STATE	W	6-0	6-9-0	0-1-2	9	25-16-1	6-11-1	Bradshaw (W 2-5)	7184	1:59
*Apr 25, 2008	SOUTH CAROLINA	W	11-3	11-15-0	3-8-0	9	26-16-1	7-11-1	B. Martin (W 2-3)	7176	2:35
*Apr 26, 2008	SOUTH CAROLINA	W	11-10	11-11-2	10-17-5	(11)	27-16-1	8-11-1	Bradford (W 7-4)	7436	3:58
*Apr 27, 2008	SOUTH CAROLINA	W	6-3	6-10-0	3-8-0	9	28-16-1	9-11-1	Verdugo (W 7-2)	7031	2:18
Apr 29, 2008	UL-LAFAYETTE	W	5-3	5-6-0	3-10-3	9	29-16-1	9-11-1	Bradshaw (W 3-5)	7981	2:31
*May 03, 2008	at Kentucky	W	3-1	3-8-2	1-3-0	(10)	30-16-1	10-11-1	Bradford (W 8-4)	DH	3:12
*May 03, 2008	at Kentucky	W	12-5	12-13-0	5-8-4	9	31-16-1	11-11-1	B. Martin (W 3-3)	2335	3:04
*May 04, 2008	at Kentucky	W	9-8	9-13-1	8-15-2	9	32-16-1	12-11-1	Bradshaw (W 4-5)	2844	3:33
*May 09, 2008	MISSISSIPPI STATE	W	15-6	15-21-1	6-14-1	9	33-16-1	13-11-1	Coleman (W 4-0)	8548	3:32
*May 10, 2008	MISSISSIPPI STATE	W	16-4	16-16-3	4-5-1	9	34-16-1	14-11-1	B. Martin (W 4-3)	8312	2:58
*May 11, 2008	MISSISSIPPI STATE	W	9-6	9-9-0	6-14-2	9	35-16-1	15-11-1	Bradford (W 9-4)	8701	3:03
@ May 13, 2008	vs New Orleans	W	7-6	7-14-2	6-11-1	(15)	36-16-1	15-11-1	Coleman (W 5-0)	5626	5:14
*May 15, 2008	at Auburn	W	6-4	6-16-1	4-12-2	9	37-16-1	16-11-1	Verdugo (W 8-2)	2067	3:13
*May 16, 2008	at Auburn	W	15-6	15-18-1	6-7-5	9	38-16-1	17-11-1	Byrd (W 2-1)	2122	3:09
*May 17, 2008	at Auburn	W	11-7	11-14-3	7-6-1	9	39-16-1	18-11-1	Ross (W 3-1)	2907	3:08
\$ May 21, 2008	vs South Carolina	W	5-4	5-5-0	4-6-0	(10)	40-16-1	18-11-1	Bradford (W 10-4)	6027	3:25
\$ May 22, 2008	vs Vanderbilt	W	8-2	8-9-1	2-5-3	9	41-16-1	18-11-1	B. Martin (W 5-3)	6853	2:46
\$ May 24, 2008	vs Alabama	W	12-8	12-15-2	8-11-3	9	42-16-1	18-11-1	Ranaudo (W 1-0)	12324	3:33
\$ May 25, 2008	vs Ole Miss	W	8-2	8-10-0	2-8-1	9	43-16-1	18-11-1	Coleman (W 6-0)	11123	2:49
%May 30, 2008	TEXAS SOUTHERN	W	12-1	12-13-1	1-8-3	9	44-16-1	18-11-1	Brown (W 4-0)	7671	2:59
%May 31, 2008	SOUTHERN MISS	W	13-4	13-12-0	4-8-4	9	45-16-1	18-11-1	Verdugo (W 9-2)	8012	3:10
%Jun 01, 2008	SOUTHERN MISS	W	11-4	11-9-1	4-11-0	9	46-16-1	18-11-1	Bertuccini (W 2-0)	7870	3:09
&Jun 07, 2008	UC IRVINE	L	5-11	5-9-1	11-13-2	9	46-17-1	18-11-1	Verdugo (L 9-3)	8023	3:23
&Jun 08, 2008	UC IRVINE	W	9-7	9-14-0	7-11-0	9	47-17-1	18-11-1	Coleman (W 7-0)	8029	3:11
&Jun 09, 2008	UC IRVINE	W	21-7	21-24-1	7-13-2	9	48-17-1	18-11-1	Brown (W 5-0)	8348	3:54
^Jun 15, 2008	vs North Carolina	L	4-8	4-8-1	8-17-0	9	48-18-1	18-11-1	Verdugo (L 9-4)	22239	2:59
^Jun 17, 2008	vs Rice	W	6-5	6-11-0	5-10-3	9	49-18-1	18-11-1	Coleman (W 8-0)	19103	3:02
^Jun 19, 2008	vs North Carolina	L	3-7	L 3-4-0	7-9-2	9	49-19-1	18-11-1	Coleman (L 8-1)	30422	3:15

* = SEC Game
 % = NCAA Regional (Baton Rouge, La.)
 () = extra inning game
 @ = at Zephyr Field (Metairie, La.)
 & = NCAA Super Regional (Baton Rouge, La.)
 \$ = SEC Tournament (Hoover, Ala.)
 ^ = College World Series (Omaha, Neb.)



Nicholas Pontiff



Ryan Byrd



Kevin Farnsworth



Record: 49-19-1 Home: 32-9-1 Away: 11-8 Neutral: 6-2 SEC: 18-11-1

Batting

PLAYER	AVG	GP	GS	AB	R	H	2B	3B	HR	RBI	TB	SLG%	BB	HBP	SO	GDP	OB%	SF	SH	SB	ATT	PO	A	E	FLD%
34 Blake Dean	.353	67	67	269	62	95	18	3	20	73	179	.665	35	4	46	5	.432	2	0	4	6	70	0	1	.986
9 Matt Clark	.344	65	64	227	57	78	17	0	28	64	179	.789	40	4	61	5	.447	2	0	1	1	455	38	2	.996
17 DJ LeMahieu	.337	68	67	258	56	87	11	1	6	44	118	.457	20	3	31	2	.386	4	3	10	11	107	198	22	.933
33 Micah Gibbs	.322	54	48	174	31	56	16	0	2	35	78	.448	26	4	24	3	.417	2	1	2	2	344	47	1	.997
16 Ryan Schimpf	.320	67	65	250	57	80	18	7	12	54	148	.592	32	11	51	2	.416	3	3	16	20	136	147	3	.990
3 Jared Mitchell	.297	52	42	175	44	52	10	1	6	29	82	.469	15	3	49	0	.363	0	5	16	18	80	3	3	.965
7 Michael Hollander	.297	61	59	246	56	73	14	4	6	45	113	.459	25	6	31	2	.374	1	9	9	13	34	145	16	.918
5 Derek Heleni	.295	63	58	241	42	71	10	4	3	43	98	.407	21	2	56	4	.355	1	5	12	17	74	43	5	.959
6 Leon Landry	.271	63	57	214	38	58	10	5	5	26	93	.435	8	4	37	4	.308	1	4	12	17	113	3	4	.967
2 Buzzy Haydel	.375	26	3	16	5	6	2	0	1	3	11	.688	4	0	3	0	.476	1	2	0	0	59	8	1	.985
32 Chris McGhee	.310	29	5	29	14	9	3	0	0	3	12	.414	8	2	5	0	.487	0	2	5	5	6	13	3	.864
14 Sean Ochinko	.272	47	30	136	19	37	6	0	4	21	55	.404	3	5	25	4	.308	2	1	0	1	292	23	4	.987
35 Matt Gaudet	.270	21	17	63	11	17	5	0	2	15	28	.444	8	0	14	2	.352	0	0	0	0	15	0	0	1.000
28 Taylor Davis	.250	10	6	28	6	7	0	1	2	10	15	.536	4	0	6	0	.333	1	0	0	0	0	0	0	.000
21 Johnny Dishon	.240	41	11	50	20	12	3	2	2	12	25	.500	6	1	17	0	.333	0	1	4	5	21	0	1	.955
18 Nicholas Pontiff	.239	35	13	71	15	17	4	0	1	8	24	.338	5	0	14	1	.289	0	0	1	1	20	0	0	1.000
8 Rene Escobar	.174	7	6	23	3	4	0	0	0	3	4	.174	4	1	5	1	.321	0	0	2	2	5	0	1	.833
4 Chad Jones	.154	5	3	13	2	2	1	0	0	0	3	.231	1	0	2	0	.214	0	0	1	1	4	0	0	1.000
53 Kevin Farnsworth	.000	5	0	2	0	0	0	0	0	0	0	.000	0	0	1	0	.000	0	0	0	0	5	0	0	1.000
49 Stuart Peterson	.000	1	0	0	0	0	0	0	0	0	0	.000	0	0	0	0	.000	0	0	0	0	0	0	0	.000
Totals	.306	69	69	2485	538	761	148	28	100	488	1265	.509	265	50	478	35	.382	20	36	95	120	1879	751	74	.973
Opponents	.266	69	69	2395	340	638	121	15	58	308	963	.402	201	62	554	45	.336	22	55	64	93	1805	662	116	.955

LOB - Team (511), Opp (517). DPs turned - Team (58), Opp (44). CI - Team (1), Ochinko 1. IBB - Team (15), Dean 5, Clark 5, Schimpf 2, Landry 1, Hollander 1, Dishon 1, Opp (19).
Picked off - Landry 3, Mitchell 2, Ochinko 2, Hollander 1, Schimpf 1.

Pitching

PLAYER	ERA	W	L	APP	GS	CG	SHO	CBO	SV	IP	H	R	ER	BB	SO	2B	3B	HR	AB	B/AVG	WP	HBP	BK	SFA	SHA
11 Ryan Verdugo	4.12	9	4	20	18	1	0	1	0	96.0	95	51	44	37	85	22	1	7	360	.264	7	6	2	2	13
27 Jared Bradford	4.48	10	4	27	9	1	0	1	5	98.1	115	54	49	24	90	16	2	9	392	.293	4	8	0	2	7
37 Blake Martin	5.08	5	3	20	18	0	0	1	0	88.2	86	53	50	37	81	19	4	10	341	.252	6	10	0	3	6
30 Anthony Ranaudo	0.00	1	0	8	1	0	0	1	0	12.0	5	3	0	6	13	0	0	1	39	.128	1	0	0	0	0
25 Kyle Beerbohm	0.00	0	0	1	0	0	0	1	0	1.0	1	0	0	0	0	0	0	0	3	.333	0	0	0	0	0
29 Louis Coleman	1.95	8	1	23	3	0	0	0	2	55.1	45	15	12	10	62	8	0	2	206	.218	5	3	0	2	3
39 Nolan Cain	2.37	0	0	19	0	0	0	1	0	19.0	10	8	5	11	11	2	1	1	64	.156	0	5	0	2	2
12 Austin Ross	2.58	3	1	21	2	0	0	1	3	52.1	51	18	15	9	37	10	1	2	190	.268	1	7	0	4	9
44 Paul Bertuccini	2.63	2	0	28	0	0	0	0	2	27.1	18	8	8	12	30	3	0	4	88	.205	3	3	0	1	4
24 Daniel Bradshaw	4.12	4	5	26	2	0	0	3	4	54.2	51	30	25	13	52	8	1	8	210	.243	3	5	1	0	5
38 Jordan Nicholson	4.26	0	0	12	0	0	0	1	0	12.2	13	7	6	2	8	4	1	1	49	.265	2	1	1	1	0
13 Jordan Brown	5.40	5	0	20	10	0	0	0	0	66.2	88	51	40	28	59	20	2	6	276	.319	10	9	0	3	4
41 Shane Ardoin	6.75	0	0	12	0	0	0	0	0	6.2	7	6	5	3	3	2	0	4	24	.292	1	0	0	1	0
47 Ben Alsop	6.75	0	0	5	0	0	0	0	0	5.1	7	6	4	1	6	1	0	2	24	.292	0	1	0	0	0
10 Ryan Byrd	6.82	2	1	13	6	0	0	0	0	30.1	46	30	23	8	17	6	2	1	129	.357	2	4	0	1	2
Totals	4.11	49	19	69	69	2	3	3	16	626.1	638	340	286	201	554	121	15	58	2395	.266	45	62	4	22	55
Opponents	6.59	19	49	69	69	3	0	0	7	602.1	761	538	441	265	478	148	28	100	2485	.306	63	50	6	20	36

PB - Team (1), Gibbs 1, Opp (8). Pickoffs - Team (5), Bradford 2, Brown 1, Ochinko 1, Gibbs 1, Opp (9). SBA/ATT - Gibbs (35-52), Ochinko (28-37), Brown (12-21), B. Martin (11-13), Bradford (5-10), Verdugo (6-9), Bradshaw (7-8), Cain (7-8), Ross(5-7), Coleman (3-5), Bertuccini (3-4), Byrd (1-4), Ardoin (2-2), Farnsworth (1-1), Nicholson (1-1), Ranaudo (1-1).

Fielding

PLAYER	C	PO	A	E	FLD%	DPS	SBA	CSB	SBA%	PB	CI
18 Nicholas Pontiff	20	20	0	0	1.000	0	0	0	-	0	0
35 Matt Gaudet	15	15	0	0	1.000	0	0	0	-	0	0
13 Jordan Brown	14	5	9	0	1.000	0	12	9	.571	0	0
27 Jared Bradford	14	2	12	0	1.000	0	5	5	.500	0	0
10 Ryan Byrd	12	5	7	0	1.000	2	1	3	.250	0	0
24 Daniel Bradshaw	7	0	7	0	1.000	0	7	1	.875	0	0
53 Kevin Farnsworth	5	5	0	0	1.000	0	1	0	1.000	0	0
4 Chad Jones	4	4	0	0	1.000	0	0	0	-	0	0
39 Nolan Cain	4	3	1	0	1.000	0	7	1	.875	0	0
30 Anthony Ranaudo	2	1	1	0	1.000	0	1	0	1.000	0	0
41 Shane Ardoin	2	2	0	0	1.000	0	2	0	1.000	0	0
38 Jordan Nicholson	1	0	1	0	1.000	0	1	0	1.000	0	0
33 Micah Gibbs	392	344	47	1	.997	1	35	17	.673	1	0
9 Matt Clark	495	455	38	2	.996	37	0	0	-	0	0
16 Ryan Schimpf	286	136	147	3	.990	30	0	0	-	0	0
14 Sean Ochinko	319	292	23	4	.987	4	28	9	.757	0	1
34 Blake Dean	71	70	0	1	.986	0	0	0	-	0	0
2 Buzzy Haydel	68	59	8	1	.985	8	0	0	-	0	0
6 Leon Landry	120	113	3	4	.967	2	0	0	-	0	0
3 Jared Mitchell	86	80	3	3	.965	0	0	0	-	0	0
5 Derek Heleni	122	74	43	5	.959	2	0	0	-	0	0
11 Ryan Verdugo	24	7	16	1	.958	2	6	3	.667	0	0
21 Johnny Dishon	22	21	0	1	.955	0	0	0	-	0	0
17 DJ LeMahieu	327	107	198	22	.933	39	0	0	-	0	0
12 Austin Ross	13	5	7	1	.923	1	5	2	.714	0	0
7 Michael Hollander	195	34	145	16	.918	12	0	0	-	0	0
37 Blake Martin	17	4	11	2	.882	2	11	2	.846	0	0
44 Paul Bertuccini	8	0	7	1	.875	1	3	1	.750	0	0
32 Chris McGhee	22	6	13	3	.864	3	0	0	-	0	0
8 Rene Escobar	6	5	0	1	.833	0	0	0	-	0	0
29 Louis Coleman	11	5	4	2	.818	0	3	2	.600	0	0
25 Kyle Beerbohm	0	0	0	0	.000	0	0	0	-	0	0
28 Taylor Davis	0	0	0	0	.000	0	0	0	-	0	0
49 Stuart Peterson	0	0	0	0	.000	0	0	0	-	0	0
47 Ben Alsop	0	0	0	0	.000	0	0	0	-	0	0
Totals	2704	1879	751	74	.973	58	64	29	.688	1	1
Opponents	2583	1805	662	116	.955	44	95	25	.792	8	0



Record: 18-11-1 Home: 10-4-1 Away: 8-7

Batting

PLAYER	AVG	GP	GS	AB	R	H	2B	3B	HR	RBI	TB	SLG%	BB	HBP	SO	GDP	OB%	SF	SH	SB	ATT	PO	A	E	FLD%	
33 Micah Gibbs	.345	23	22	84	16	29	7	0	1	21	39	.464	9	2	14	3	.412	2	0	0	0	153	20	1	.994	
9 Matt Clark	.344	28	27	96	23	33	7	0	11	22	73	.760	16	1	26	3	.439	1	0	0	0	171	16	2	.989	
17 DJ LeMahieu	.336	30	29	116	21	39	4	0	2	15	49	.422	6	2	14	0	.376	1	2	1	2	54	83	11	.926	
34 Blake Dean	.328	30	30	122	22	40	6	1	6	25	66	.541	13	3	21	3	.403	1	0	2	3	43	0	1	.977	
7 Michael Hollander	.308	24	24	104	28	32	9	2	3	19	54	.519	10	2	14	0	.379	0	5	4	6	12	55	4	.944	
6 Leon Landry	.294	27	25	102	16	30	4	1	3	10	45	.441	2	1	17	1	.314	0	0	4	8	61	1	2	.969	
5 Derek Helenihi	.293	30	29	123	14	36	5	2	2	24	51	.415	8	0	26	0	.336	0	4	3	7	40	22	4	.939	
16 Ryan Schimpf	.264	30	28	110	23	29	5	3	6	22	58	.527	15	5	26	0	.374	1	2	3	6	57	60	1	.992	
14 Sean Ochinko	.212	24	15	66	8	14	1	0	3	10	24	.364	2	1	18	2	.239	2	0	0	0	143	9	3	.981	

2 Buzzy Haydel	.400	10	2	5	3	2	0	0	0	0	2	.400	3	0	2	0	.625	0	2	0	0	25	6	1	.969	
3 Jared Mitchell	.365	18	12	52	16	19	5	0	4	13	36	.692	3	1	15	0	.411	0	1	4	4	23	1	1	.960	
21 Johnny Dishon	.318	21	5	22	9	7	2	2	1	4	16	.727	2	0	10	0	.375	0	1	2	3	5	0	0	1.000	
32 Chris McGhee	.313	13	4	16	12	5	2	0	0	1	7	.438	6	2	2	0	.542	0	2	4	4	4	8	2	.857	
35 Matt Gaudet	.240	8	7	25	3	6	1	0	1	6	10	.400	4	0	4	0	.345	0	0	0	0	0	0	0	.900	
8 Rene Escobar	.200	1	1	5	0	1	0	0	0	0	1	.200	1	0	0	1	.333	0	0	0	0	0	0	0	.900	
18 Nicholas Pontiff	.194	14	7	31	5	6	0	0	1	2	9	.290	3	0	6	1	.265	0	0	0	0	6	0	0	1.000	
28 Taylor Davis	.077	3	3	13	1	1	0	1	0	3	3	.231	1	0	3	0	.143	0	0	0	0	0	0	0	.900	
Totals	.301	30	30	1092	220	329	58	12	44	197	543	.497	104	20	218	14	.370	8	19	27	43	811	320	38	.967	
Opponents	.272	30	30	1056	173	287	57	7	37	156	469	.444	92	32	228	17	.347	6	22	28	42	800	289	46	.959	

LOB - Team (221), Opp (225). DPs turned - Team (22), Opp (19). CI - Team (1), Ochinko 1. IBB - Team (6), Dean 2, Schimpf 2, Hollander 1, Dishon 1, Opp (10). Picked off - Landry 2, Ochinko 1, Hollander 1.

Pitching

PLAYER	ERA	W	L	APP	GS	CG	SHO	CBO	SV	IP	H	R	ER	BB	SO	2B	3B	HR	AB	B/AVG	WP	HBP	BK	SFA	SHA	
11 Ryan Verdugo	4.18	4	2	9	8	1	0	0	0	47.1	48	26	22	14	34	11	1	5	183	.262	4	5	0	1	4	
13 Jordan Brown	5.06	0	0	8	5	0	0	0	0	32.0	42	28	18	15	30	11	0	3	135	.311	6	6	0	1	2	
27 Jared Bradford	5.16	6	4	14	4	1	0	1	3	52.1	68	33	30	11	43	10	1	7	217	.313	1	4	0	1	3	
37 Blake Martin	6.05	3	2	11	11	0	0	1	0	55.0	50	37	37	24	53	12	3	8	209	.239	4	5	0	0	5	

10 Ryan Byrd	0.00	1	0	5	1	0	0	0	0	12.0	10	6	0	4	7	0	1	0	42	.238	0	2	0	0	1	
30 Anthony Ranaudo	0.00	0	0	2	1	0	0	0	0	4.0	2	3	0	4	8	0	0	1	14	.143	1	0	0	0	0	
44 Paul Bertuccini	0.93	1	0	9	0	0	0	0	2	9.2	7	1	1	3	11	2	0	1	32	.219	0	1	0	0	1	
29 Louis Coleman	1.84	1	0	7	0	0	0	0	1	14.2	14	5	3	3	18	2	0	1	57	.246	2	0	0	0	0	
39 Nolan Cain	3.72	0	0	8	0	0	0	0	0	9.2	7	7	4	7	5	1	1	1	36	.194	0	3	0	1	0	
12 Austin Ross	4.00	1	0	4	0	0	0	0	0	9.0	10	6	4	1	3	3	0	1	33	.303	0	3	0	1	3	
24 Daniel Bradshaw	5.31	1	3	10	0	0	0	1	2	20.1	19	14	12	6	15	3	0	5	78	.244	2	2	0	0	3	
41 Shane Ardo	6.75	0	0	7	0	0	0	0	0	4.0	5	3	3	0	1	1	0	3	14	.357	0	0	0	1	0	
38 Jordan Nicholson	81.00	0	0	3	0	0	0	0	0	0.1	5	4	3	0	0	1	0	1	6	.833	1	1	1	0	0	
Totals	4.56	18	11	30	30	2	1	1	8	270.1	287	173	137	92	228	57	7	37	1056	.272	21	32	1	6	22	
Opponents	5.89	11	18	30	30	3	0	0	4	267.1	329	220	175	104	218	58	12	44	1092	.301	25	20	2	8	19	

PB - Team (0), Opp (4). Pickoffs - Team (2), Bradford 1, Brown 1, Opp (4). SBA/ATT - Gibbs (13-21), Ochinko (15-18), Brown (7-10), B. Martin (7-9), Cain (5-6), Bradford (3-5), Verdugo (2-3), Byrd (0-3), Bradshaw (2-2), Ross (0-1), Bertuccini (1-1), Ranaudo (1-1), Coleman (0-1).

Fielding

PLAYER	C	PO	A	E	FLD%	DPS	SBA	CSB	SBA%	PB	CI
13 Jordan Brown	8	3	5	0	1.000	0	7	3	.700	0	0
27 Jared Bradford	6	1	5	0	1.000	0	3	2	.600	0	0
18 Nicholas Pontiff	6	6	0	0	1.000	0	0	0	-	0	0
24 Daniel Bradshaw	5	0	5	0	1.000	0	2	0	1.000	0	0
21 Johnny Dishon	5	5	0	0	1.000	0	0	0	-	0	0
10 Ryan Byrd	4	0	4	0	1.000	1	0	3	.000	0	0
39 Nolan Cain	3	2	1	0	1.000	0	5	1	.833	0	0
44 Paul Bertuccini	2	0	2	0	1.000	0	1	0	1.000	0	0
41 Shane Ardo	1	1	0	0	1.000	0	0	0	-	0	0
33 Micah Gibbs	174	153	20	1	.994	1	13	8	.619	0	0
16 Ryan Schimpf	118	57	60	1	.992	10	0	0	-	0	0
9 Matt Clark	189	171	16	2	.989	13	0	0	-	0	0
14 Sean Ochinko	155	143	9	3	.981	2	15	3	.833	0	1
34 Blake Dean	44	43	0	1	.977	0	0	0	-	0	0
6 Leon Landry	64	61	1	2	.969	0	0	0	-	0	0
2 Buzzy Haydel	32	25	6	1	.969	3	0	0	-	0	0
3 Jared Mitchell	25	23	1	1	.960	0	0	0	-	0	0
7 Michael Hollander	71	12	55	4	.944	3	0	0	-	0	0
5 Derek Heleni	66	40	22	4	.939	0	0	0	-	0	0
17 DJ LeMahieu	148	54	83	11	.926	15	0	0	-	0	0
11 Ryan Verdugo	13	2	10	1	.923	1	2	1	.667	0	0
37 Blake Martin	9	3	5	1	.889	0	7	2	.778	0	0
32 Chris McGhee	14	4	8	2	.857	1	0	0	-	0	0
29 Louis Coleman	5	2	1	2	.600	0	0	1	.000	0	0
12 Austin Ross	2	0	1	1	.500	0	0	1	.000	0	0
30 Anthony Ranaudo	0	0	0	0	.000	0	1	0	1.000	0	0
28 Taylor Davis	0	0	0	0	.000	0	0	0	-	0	0
38 Jordan Nicholson	0	0	0	0	.000	0	0	0	-	0	0
35 Matt Gaudet	0	0	0	0	.000	0	0	0	-	0	0
8 Rene Escobar	0	0	0	0	.000	0	0	0	-	0	0
Totals	1169	811	320	38	.967	22	28	14	.667	0	1
Opponents	1135	800	289	46	.959	19	27	16	.628	4	0



Johnny Dishon



Daniel Bradshaw



Batting Analysis

PLAYER	VS LEFT			VS RIGHT			W/RUNNERS ON			W/BASES EMPTY			W/BASES LOADED			RCH AS LEADOFF			FLY	GND	FLY/
	H	AB	AVG	H	AB	AVG	H	AB	AVG	H	AB	AVG	H	AB	AVG	RCH	OPS	PCT	OUT	OUT	GND
9 Matt Clark	25	73	.342	53	154	.344	42	122	.344	36	105	.343	1	8	.125	18	45	.400	60	25	2.4
28 Taylor Davis	3	6	.500	4	22	.182	5	14	.357	2	14	.143	1	1	1.000	4	11	.364	6	10	0.6
34 Blake Dean	32	89	.360	63	180	.350	52	136	.382	43	133	.323	4	5	.800	24	54	.444	73	51	1.4
21 Johnny Dishon	0	12	.000	12	38	.316	6	28	.214	6	22	.273	0	1	.000	4	9	.444	9	10	0.9
8 Rene Escobar	1	10	.100	3	13	.231	2	13	.154	2	10	.200	0	2	.000	0	6	.000	6	8	0.8
53 Kevin Farnsworth	0	0	-	0	2	.000	0	1	.000	0	1	.000	0	0	-	0	1	.000	1	0	99.9
35 Matt Gaudet	5	18	.278	12	45	.267	10	38	.263	7	25	.280	0	2	.000	3	10	.300	9	20	0.4
33 Micah Gibbs	17	55	.309	39	119	.328	27	81	.333	29	93	.312	1	4	.250	18	42	.429	45	47	1.0
2 Buzzy Haydel	2	4	.500	4	12	.333	2	6	.333	4	10	.400	0	0	-	2	4	.500	5	5	1.0
5 Derek Helenihi	19	71	.268	52	170	.306	44	132	.333	27	109	.248	4	9	.444	15	50	.300	50	65	0.8
7 Michael Hollander	23	77	.299	50	169	.296	40	116	.345	33	130	.254	4	9	.444	26	61	.426	71	68	1.0
4 Chad Jones	1	5	.200	1	8	.125	0	9	.000	2	4	.500	0	0	-	1	2	.500	4	4	1.0
6 Leon Landry	9	53	.170	49	161	.304	28	102	.275	30	112	.268	1	5	.200	17	47	.362	64	52	1.2
17 DJ LeMahieu	25	73	.342	62	185	.335	46	119	.387	41	139	.295	3	6	.500	22	58	.379	70	70	1.0
32 Chris McGhee	3	15	.200	6	14	.429	4	15	.267	5	14	.357	0	1	.000	5	7	.714	7	9	0.8
3 Jared Mitchell	17	56	.304	35	119	.294	32	81	.395	20	94	.213	1	2	.500	15	45	.333	27	43	0.6
14 Sean Ochinko	17	53	.321	20	83	.241	20	63	.317	17	73	.233	1	3	.333	8	33	.242	41	33	1.2
18 Nicholas Pontiff	8	26	.308	9	45	.200	10	31	.323	7	40	.175	1	2	.500	6	23	.261	16	21	0.8
16 Ryan Schimpf	19	71	.268	61	179	.341	35	107	.327	45	143	.315	3	7	.429	37	98	.378	68	53	1.3
Totals	226	767	.295	535	1718	.311	405	1214	.334	356	1271	.280	25	67	.373	225	606	.371	632	594	1.1
Opponents	235	857	.274	403	1538	.262	288	1071	.269	350	1324	.264	13	50	.260	223	627	.356	560	667	0.8

PLAYER	PINCH HITTING			WITH RUNNERS IN SCORING POS			W/RNR ON 3RD AND LT 2 OUT			2-OUT			SUCCESS ADVANCING RNRs				#RNRs		RCH	RCH	KL
	H	AB	AVG	H	AB	AVG	RBI	OPS	PCT	H	AB	AVG	RBI	ADV	OPS	PCT	W/OUT	LOB	ERR	FC	KL
9 Matt Clark	0	0	-	20	67	.299	9	20	.450	26	78	.333	25	66	139	.475	10	52	5	4	11
28 Taylor Davis	1	3	.333	4	11	.364	4	4	1.000	3	7	.429	5	10	16	.625	5	6	0	1	2
34 Blake Dean	0	0	-	37	91	.407	15	22	.682	34	91	.374	23	82	144	.569	20	36	4	9	14
21 Johnny Dishon	0	5	.000	5	24	.208	2	4	.500	4	18	.222	5	13	33	.394	2	13	3	3	9
8 Rene Escobar	0	0	-	2	11	.182	1	3	.333	1	8	.125	1	6	16	.375	0	12	0	3	0
53 Kevin Farnsworth	0	2	.000	0	1	.000	0	0	-	0	0	-	0	0	1	.000	0	0	0	0	0
35 Matt Gaudet	1	4	.250	8	21	.381	5	8	.625	7	23	.304	5	19	39	.487	5	15	3	3	4
33 Micah Gibbs	2	3	.667	21	58	.362	11	18	.611	17	59	.288	14	51	93	.548	15	32	5	5	12
2 Buzzy Haydel	1	1	1.000	1	2	.500	1	2	.500	1	3	.333	1	6	10	.600	5	2	0	0	1
5 Derek Helenihi	1	1	1.000	33	86	.384	11	20	.550	21	78	.269	19	73	144	.507	26	58	4	4	15
7 Michael Hollander	1	1	1.000	26	77	.338	14	18	.778	25	82	.305	24	71	132	.538	29	49	12	6	13
4 Chad Jones	0	1	.000	0	4	.000	0	1	.000	1	5	.200	0	1	9	.111	0	3	1	0	1
6 Leon Landry	1	4	.250	17	67	.254	3	12	.250	22	75	.293	12	45	109	.413	18	47	8	8	10
17 DJ LeMahieu	0	0	-	35	86	.407	15	22	.682	25	93	.269	18	75	135	.556	19	59	7	9	11
32 Chris McGhee	2	9	.222	2	12	.167	1	3	.333	4	8	.500	2	16	23	.696	7	1	1	0	0
3 Jared Mitchell	1	4	.250	20	53	.377	7	13	.538	15	53	.283	10	49	90	.544	9	23	9	5	20
14 Sean Ochinko	4	7	.571	11	37	.297	8	17	.471	14	43	.326	8	38	70	.543	15	20	3	6	5
18 Nicholas Pontiff	3	17	.176	5	18	.278	3	4	.750	2	19	.105	3	13	31	.419	1	13	3	4	4
16 Ryan Schimpf	0	0	-	23	66	.348	10	17	.588	26	73	.356	24	59	121	.488	14	53	4	5	22
Totals	18	62	.290	270	792	.341	120	208	.577	248	816	.304	199	693	1355	.511	200	511	72	75	154
Opponents	19	67	.284	158	667	.237	91	161	.565	205	788	.260	108	567	1218	.466	214	517	43	67	153

Pitching Analysis

PLAYER	VS LEFT			VS RIGHT			W/RUNNERS ON			W/BASES EMPTY			RCH BY LEADOFF			W/2 OUT			FLY	GND	FLY/
	H	AB	AVG	H	AB	AVG	H	AB	AVG	H	AB	AVG	RCH	OPS	PCT	H	AB	AVG	OUT	OUT	GND
47 Ben Alsop	3	5	.600	4	19	.211	5	10	.500	2	14	.143	4	6	.667	0	5	.000	8	1	8.0
41 Shane Ardoin	3	10	.300	4	14	.286	3	9	.333	4	15	.267	1	5	.200	3	11	.273	9	6	1.5
25 Kyle Beerbohm	1	1	1.000	0	2	.000	0	1	.000	1	2	.500	0	1	.000	0	0	-	1	1	1.0
44 Paul Bertuccini	5	24	.208	13	64	.203	10	49	.204	8	39	.205	9	22	.409	9	38	.237	14	30	0.5
27 Jared Bradford	52	145	.359	63	247	.255	53	178	.298	62	214	.290	35	101	.347	33	119	.277	58	132	0.4
24 Daniel Bradshaw	20	71	.282	31	139	.223	20	79	.253	31	131	.237	12	52	.231	19	77	.247	55	52	1.1
13 Jordan Brown	33	86	.384	55	190	.289	38	140	.271	50	136	.368	30	69	.435	28	94	.298	51	76	0.7
10 Ryan Byrd	13	41	.317	33	88	.375	26	56	.464	20	73	.274	14	35	.400	9	34	.265	22	44	0.5
39 Nolan Cain	6	19	.316	4	45	.089	5	32	.156	5	32	.156	6	17	.353	6	22	.273	22	21	1.0
29 Louis Coleman	16	67	.239	29	139	.209	19	87	.218	26	119	.218	13	52	.250	14	69	.203	52	47	1.1
37 Blake Martin	27	90	.300	59	251	.235	35	133	.263	51	208	.245	27	94	.287	34	115	.296	113	64	1.8
38 Jordan Nicholson	2	13	.154	11	36	.306	6	15	.400	7	34	.206	1	11	.091	4	16	.250	12	17	0.7
30 Anthony Ranaudo	2	14	.143	3	25	.120	3	15	.200	2	24	.083	4	12	.333	1	13	.077	5	16	0.3
12 Austin Ross	20	61	.328	31	129	.240	20	91	.220	31	99	.313	21	49	.429	18	65	.277	40	71	0.6
11 Ryan Verdugo	25	90	.278	70	270	.259	45	176	.256	50	184	.272	46	101	.455	27	110	.245	98	89	1.1
Totals	228	737	.309	410	1658	.247	288	1071	.269	350	1324	.264	223	627	.356	205	788	.260	560	667	0.8
Opponents	404	1267	.319	357	1218	.293	405	1214	.334	356	1271	.280	225	606	.371	248	816	.304	632	594	1.1



Career Stats of Departing Players

INTRO

THIS IS LSU

PREVIEW

TIGERS

COACHES

REVIEW

HISTORY

RECORDS

LSU

Shane Ardoyn, LHP

YEAR	ERA	W	L	APP	GS	CG	SHO	CBO	SV	IP	H	R	ER	BB	SO	2B	3B	HR	BF	B/AVG	WP	HBP	SFA	SHA	BK
2007	5.93	0	0	11	0	0	0	0	0	13.2	10	10	9	9	17	1	0	1	65	.192	1	2	0	2	0
2008	6.75	0	0	12	0	0	0	0	0	6.2	7	6	5	3	3	2	0	4	28	.292	1	0	1	0	0
TOTAL	6.20	0	0	23	0	0	0	0	0	20.1	17	16	14	12	20	3	0	5	93	.224	2	2	1	2	0

Kyle Beerbohm, LHP

YEAR	ERA	W	L	APP	GS	CG	SHO	CBO	SV	IP	H	R	ER	BB	SO	2B	3B	HR	BF	B/AVG	WP	HBP	SFA	SHA	BK
2007	9.74	1	1	13	2	0	0	0	0	20.1	36	24	22	9	15	5	2	2	103	.414	4	1	2	4	0
2008	0.00	0	0	1	0	0	0	1	0	1.0	1	0	0	0	0	0	0	0	3	.333	0	0	0	0	0
TOTAL	9.28	1	1	14	2	0	0	1	0	21.1	37	24	22	9	15	5	2	2	106	.411	4	1	2	4	0

Jared Bradford, RHP

YEAR	ERA	W	L	APP	GS	CG	SHO	CBO	SV	IP	H	R	ER	BB	SO	2B	3B	HR	BF	B/AVG	WP	HBP	SFA	SHA	BK
2007	4.41	10	4	23	11	1	0	0	5	96.0	94	50	47	16	81	13	1	5	403	.255	2	13	1	4	1
2008	4.48	10	4	27	9	1	0	1	5	98.1	115	54	49	24	90	16	2	9	433	.293	4	8	2	7	0
TOTAL	4.45	20	8	50	20	2	0	1	10	194.1	209	104	96	40	171	29	3	14	836	.275	6	21	3	11	1

Jordan Brown, RHP

YEAR	ERA	W	L	APP	GS	CG	SHO	CBO	SV	IP	H	R	ER	BB	SO	2B	3B	HR	BF	B/AVG	WP	HBP	SFA	SHA	BK
2008	5.40	5	0	20	10	0	0	0	0	66.2	88	51	40	28	59	20	2	6	320	.319	10	9	3	4	0

Matt Clark, 1B

YEAR	AVG	GP	GS	AB	R	H	2B	3B	HR	RBI	TB	SLG%	BB	HBP	SO	GDP	OB%	SF	SH	SB	ATT	PO	A	E	FLD%
2008	.344	65	64	227	57	78	17	0	28	64	179	.789	40	4	61	5	.447	2	0	1	1	455	38	2	.996

Taylor Davis, INF

YEAR	AVG	GP	GS	AB	R	H	2B	3B	HR	RBI	TB	SLG%	BB	HBP	SO	GDP	OB%	SF	SH	SB	ATT	PO	A	E	FLD%
2008	.250	10	6	28	6	7	0	1	2	10	15	.536	4	0	6	0	.333	1	0	0	0	0	0	0	.000

Rene Escobar, INF

YEAR	AVG	GP	GS	AB	R	H	2B	3B	HR	RBI	TB	SLG%	BB	HBP	SO	GDP	OB%	SF	SH	SB	ATT	PO	A	E	FLD%
2008	.174	7	6	23	3	4	0	0	0	3	4	.174	4	1	5	1	.321	0	0	2	2	5	0	1	.833

Michael Hollander, INF

YEAR	AVG	GP	GS	AB	R	H	2B	3B	HR	RBI	TB	SLG%	BB	HBP	SO	GDP	OB%	SF	SH	SB	ATT	PO	A	E	FLD%
2005	.246	44	38	130	18	32	6	0	1	14	41	.315	17	1	23	3	.336	1	4	2	2	38	119	13	.924
2006	.280	59	59	225	41	63	11	3	5	33	95	.422	37	4	37	5	.388	2	7	5	6	64	142	13	.941
2007	.279	56	56	190	30	53	10	1	5	26	80	.421	11	4	35	1	.329	2	13	7	14	78	161	18	.930
2008	.297	61	59	246	56	73	14	4	6	45	113	.459	25	6	31	2	.374	1	9	9	13	34	145	16	.918
TOTAL	.279	220	212	791	145	221	41	8	17	118	329	.416	90	15	126	11	.361	6	33	23	35	214	567	60	.929

Jason Lewis, C

YEAR	AVG	GP	GS	AB	R	H	2B	3B	HR	RBI	TB	SLG%	BB	HBP	SO	GDP	OB%	SF	SH	SB	ATT	PO	A	E	FLD%
2007	.182	25	13	55	5	10	2	0	0	5	12	.218	3	2	12	1	.246	1	0	1	1	30	0	1	.968

Blake Martin, LHP

YEAR	ERA	W	L	APP	GS	CG	SHO	CBO	SV	IP	H	R	ER	BB	SO	2B	3B	HR	BF	B/AVG	WP	HBP	SFA	SHA	BK
2008	5.08	5	3	20	18	0	0	1	0	88.2	86	53	50	37	81	19	4	10	397	.252	6	10	3	6	0

Stuart Peterson, C

YEAR	AVG	GP	GS	AB	R	H	2B	3B	HR	RBI	TB	SLG%	BB	HBP	SO	GDP	OB%	SF	SH	SB	ATT	PO	A	E	FLD%
2008	.000	1	0	0	0	0	0	0	0	0	0	.000	0	0	0	0	.000	0	0	0	0	0	0	0	.000

Ryan Verdugo, LHP

YEAR	ERA	W	L	APP	GS	CG	SHO	CBO	SV	IP	H	R	ER	BB	SO	2B	3B	HR	BF	B/AVG	WP	HBP	SFA	SHA	BK
2008	4.12	9	4	20	18	1	0	1	0	96.0	95	51	44	37	85	22	1	7	418	.264	7	6	2	13	2



Team captain Michael Hollander leads the Tigers onto the field during the NCAA Baton Rouge Regional.



Junior first baseman Matt Clark led the nation in home runs with 28 dingers on the year.

Paul Mainieri Head Coach

Rivals.com National Coach of the Year
Collegebaseballinsider.com National Coach of the Year
Louisiana Coach of the Year

Kyle Beerbohm LHP

SEC Academic Honor Roll

Paul Bertuccini RHP

NCAA Regional All-Tournament Team
SEC Academic Honor Roll

Jared Bradford RHP

SEC All-Defensive Team
SEC Academic Honor Roll
SEC Pitcher of the Week (May 5)
First-Team All-Louisiana
Louisiana Pitcher of the Week (May 5)

Daniel Bradshaw RHP

SEC Freshman Academic Honor Roll

Ryan Byrd LHP

SEC Academic Honor Roll

Matt Clark IB

NCAA Regional All-Tournament Team
SEC All-Tournament Team
SEC Academic Honor Roll
First-Team All-Louisiana
Louisiana Newcomer of the Year
Louisiana Hitter of the Week (March 4 & May 19)

Louis Coleman RHP

Second-Team All-Louisiana

Blake Dean OF

Baseball America First-Team All-American
NCAA Regional MVP
SEC Tournament MVP
Second-Team ABCA All-South Region
Louisiana Hitter of the Year
First-Team All-Louisiana
Louisiana Hitter of the Week (April 28)

Kevin Farnsworth C

SEC Academic Honor Roll

Matt Gaudet IB

SEC Academic Honor Roll

Micah Gibbs C

Baseball America Freshman All-American
Rivals.com Freshman All-American
Freshman All-SEC
Honorable Mention All-Louisiana

Buzzy Haydel INF

SEC Academic Honor Roll

Michael Hollander 3B

SEC Academic Honor Roll
SEC Community Service Team

Leon Landry CF

NCAA Regional All-Tournament Team
Honorable Mention All-Louisiana

DJ LeMahieu SS

NCAA Regional All-Tournament Team
Louisiana Freshman of the Year
Honorable Mention All-Louisiana

Jason Lewis C

SEC Academic Honor Roll

Blake Martin LHP

SEC All-Tournament Team
SEC Academic Honor Roll
Louisiana Pitcher of the Week (April 28)

Jared Mitchell LF

NCAA Regional All-Tournament Team
Second-Team All-Louisiana

Nicholas Pontiff OF

SEC Academic Honor Roll

Austin Ross RHP

SEC Freshman Academic Honor Roll
Louisiana Pitcher of the Week (April 8)

Ryan Schimpf 2B

NCAA Regional All-Tournament Team
SEC All-Tournament Team
SEC Academic Honor Roll
SEC Player of the Week (May 12)
Louisiana Hitter of the Week (May 13)

Ryan Verdugo LHP

SEC Pitcher of the Week (March 3)
SEC Academic Honor Roll
Second-Team ABCA All-South Region
Second-Team All-Louisiana



Jared Mitchell scores the winning run in the bottom of the ninth inning to complete the Tigers' thrilling 6-5 CWS victory over Rice.

2008 Final Polls

Baseball America

1. Fresno State	47-31
2. Georgia *	45-25-1
3. North Carolina *	54-15
4. Miami (Fla.)	53-11
5. Stanford	41-24-2
6. LSU	49-19-1
7. Florida State	54-14
8. Rice *	47-15
9. Arizona State	49-13
10. Cal State Fullerton	41-22
11. UC Irvine *	42-18
12. Texas A&M	46-19
13. Wichita State	48-17
14. Arizona	42-19
15. North Carolina St.	42-22
16. Coastal Carolina	50-14
17. Oklahoma State	44-18
18. San Diego	44-17
19. Missouri	39-21
20. Nebraska	41-16-1
21. Texas	39-22
22. Michigan	46-14
23. TCU	45-19
24. Kentucky *	44-19
25. Long Beach St.	38-21

LSU record vs. Baseball America Top 25: 6-5-1

Collegiate Baseball

1. Fresno State	47-31
2. Georgia *	45-25-1
3. North Carolina *	54-14
4. Stanford	41-24-2
5. Miami (Fla.)	53-11
6. LSU	49-19-1
7. Florida State	54-14
8. Rice *	47-15
9. Arizona State	49-13
10. Texas A&M	46-19
11. Cal State Fullerton	41-22
12. Wichita State	48-17
13. Arizona	42-19
14. UC Irvine *	42-18
15. North Carolina St.	42-22
16. Coastal Carolina	50-14
17. San Diego	44-17
18. Oklahoma State	44-18
19. Long Beach State	38-21
20. Michigan	46-14
21. Missouri	39-21
22. Nebraska	41-16-1
23. California	33-21-2
24. Georgia Tech	41-21
25. Texas	39-22
26. TCU	44-18
27. Vanderbilt *	41-22
28. South Carolina *	40-23
29. St. John's	42-16
30. Kentucky *	44-19

LSU record vs. Collegiate Baseball Top 30: 10-5-1

USA Today/ESPN

1. Fresno State	47-31
2. Georgia *	45-25-1
3. North Carolina *	54-14
4. Miami (Fla.)	53-11
5. Stanford	41-24-2
6. LSU	49-19-1
7. Rice *	47-15
8. Florida State	54-14
9. Arizona State	49-13
10. Cal State Fullerton	41-22
11. UC Irvine *	42-18
12. Texas A&M	46-19
13. Wichita State	48-17
14. Arizona	42-19
15. North Carolina St.	42-22
16. Coastal Carolina	50-14
17. San Diego	44-17
18. Oklahoma State	44-18
19. Missouri	39-21
20. Long Beach State	38-21
21. Texas	39-22
22. Michigan	46-14
23. Nebraska	41-16-1
24. Georgia Tech	41-21
25. Kentucky *	44-19

LSU record vs. USA Today/ESPN Top 25: 6-5-1

* - 2008 LSU opponent



Team Game Highs

Batting

At bats:	49	vs Georgia (Apr 20, 2008)
	49	vs UC Irvine (Jun 09, 2008)
Runs scored:	22	vs Duquesne (Mar 01, 2008)
Hits:	24	vs UC Irvine (Jun 09, 2008)
RBIs:	21	vs Duquesne (Mar 01, 2008)
Doubles:	6	(5 games)
Triples:	2	(4 games)
Home runs:	7	vs UC Irvine (Jun 09, 2008)
Total bases:	51	vs UC Irvine (Jun 09, 2008)
Walks:	11	vs Alabama (Apr 05, 2008)
Strikeouts:	14	vs Ole Miss (Apr 11, 2008)
Sac hits:	4	vs New Orleans (May 13, 2008)
Sac flies:	2	vs Northwestern State (Mar 25, 2008)
	2	vs New Orleans (May 13, 2008)
Stolen bases:	5	vs New Orleans (Mar 26, 2008)
Hit by pitch:	4	vs Auburn (May 17, 2008)
Caught stealing:	3	vs Alabama (Apr 04, 2008)
Runners LOB:	17	vs New Orleans (May 13, 2008)
Hit into DP:	3	vs North Carolina (Jun 19, 2008)

Fielding

Putouts:	45	vs New Orleans (May 13, 2008)
Assists:	24	vs New Orleans (May 13, 2008)
Errors:	5	vs Arkansas (Mar 22, 2008)
Passed balls:	1	vs Vanderbilt (May 22, 2008)
DPs turned:	3	vs Tulane (Mar 19, 2008)
	3	vs New Orleans (May 13, 2008)

Pitching

Innings pitched:	15.0	vs New Orleans (May 13, 2008)
Runs allowed:	14	vs Arkansas (Mar 22, 2008)
Earned runs:	11	vs Duquesne (Mar 01, 2008)
Walks allowed:	10	vs South Carolina (May 21, 2008)
Strikeouts:	13	(4 games)
Hits allowed:	18	vs Arkansas (Mar 22, 2008)
Doubles allowed:	5	(5 games)
Triples allowed:	3	vs UC Irvine (Jun 09, 2008)
Homers allowed:	3	vs Florida (Mar 28, 2008)
	3	vs Florida (Mar 30, 2008)
	3	vs South Carolina (Apr 26, 2008)
Wild pitches:	3	vs Georgia (Apr 18, 2008)
Hit batters:	3	(4 games)

Individual Game Highs

Batting

At bats:	7	DJ LeMahieu vs Georgia (Apr 20, 2008)
	7	Ryan Schimpf vs New Orleans (May 13, 2008)
Runs scored:	4	Derek Helenihi vs Duquesne (Mar 01, 2008)
	4	Jared Mitchell vs Mississippi State (May 09, 2008)
	4	Ryan Schimpf vs Mississippi State (May 10, 2008)
Hits:	5	Blake Dean vs UC Irvine (Jun 09, 2008)
RBIs:	6	Blake Dean vs Alabama (May 24, 2008)
Doubles:	2	(13 games)
Triples:	1	(28 games)
Home runs:	2	(10 games)
Total bases:	12	Ryan Schimpf vs UC Irvine (Jun 09, 2008)
Walks:	3	(6 games)
Strikeouts:	4	Jared Mitchell vs Indiana (Feb 23, 2008)
Sac hits:	2	Derek Helenihi vs Arkansas (Mar 23, 2008)
Sac flies:	1	(20 games)
Stolen bases:	2	(5 games)
Hit by pitch:	1	(50 games)
Caught stealing:	2	Leon Landry vs Florida (Mar 30, 2008)
	2	Leon Landry vs Alabama (Apr 04, 2008)
	2	Derek Helenihi vs Georgia (Apr 20, 2008)
Runners LOB:	6	Rene Escobar vs Alabama (Apr 05, 2008)

Fielding

Putouts:	15	Sean Ochinko vs Centenary (Apr 02, 2008)
	15	Matt Clark vs New Orleans (May 13, 2008)
	15	Matt Clark vs Texas Southern (May 30, 2008)
Assists:	8	DJ LeMahieu vs New Orleans (May 13, 2008)
Errors:	3	Michael Hollander vs Stetson (Mar 09, 2008)
Passed balls:	1	Micah Gibbs vs Vanderbilt (May 22, 2008)

Pitching

Innings pitched:	9.0	Jared Bradford vs Florida (Mar 30, 2008)
	9.0	Ryan Verdugo vs Ole Miss (Apr 13, 2008)
Runs allowed:	7	Blake Martin vs Ole Miss (Apr 12, 2008)
	7	Jared Bradford vs Georgia (Apr 20, 2008)
	7	Jared Bradford vs UC Irvine (Jun 08, 2008)
Earned runs:	7	Blake Martin vs Ole Miss (Apr 12, 2008)
	7	Jared Bradford vs UC Irvine (Jun 08, 2008)
Walks allowed:	5	Blake Martin vs South Carolina (Apr 25, 2008)
	5	Ryan Verdugo vs South Carolina (May 21, 2008)
Strikeouts:	10	Ryan Verdugo vs South Carolina (May 21, 2008)
	10	Jared Bradford vs Rice (Jun 17, 2008)
Hits allowed:	11	Jordan Brown vs Kentucky (May 04, 2008)
	11	Ryan Verdugo vs Mississippi State (May 09, 2008)
Doubles allowed:	4	(4 games)
Triples allowed:	1	(15 games)
Homers allowed:	3	Jared Bradford vs Florida (Mar 30, 2008)
Wild pitches:	2	(6 games)
Hit batters:	2	(11 games)

Inning-by-Inning Summary

	1	2	3	4	5	6	7	8	9	EX	Total
LSU	55	54	59	64	71	68	62	69	29	7	538
Opponents	44	28	31	37	52	49	45	31	20	3	340

Win-Loss Summary

Total	49-19-1	Opp. scores first	23-11
Conference	18-11-1	After 6 leading	38-4-1
Non-Conf	31-8	After 6 trailing	9-12
Home	32-9-1	After 6 tied	2-3
Away	11-8	After 7 leading	39-2-1
Neutral	6-2	After 7 trailing	7-10
Day	25-9-1	After 7 tied	3-5
Night	24-10	After 8 leading	41-1-1
vs Left	14-5-1	After 8 trailing	4-11
vs Right	35-14	After 8 tied	4-5
1-Run games	8-7	Hit 0 home runs	16-7
2-Run games	8-1	Hit 1 home run	10-10
5+Run games	25-4	Hit 2+ home runs	23-2-1
Extra inns	5-2-1	Opponent 0 home runs	21-7
Shutouts	3-0	Opponent 1 home run	19-8
Scoring 0-2 runs	0-4	Opponent 2+ HRs	9-4-1
Scoring 3-5 runs	7-11	Made 0 errors	22-6
Scoring 6-9 runs	24-3	Made 1 error	16-7
Scoring 10+ runs	18-1-1	Made 2+ errors	11-6-1
Opponent 0-2 runs	16-1	Opp. made 0 errors	8-5-1
Opponent 3-5 runs	20-0	Opp. made 1 error	13-8
Opponent 6-9 runs	11-16	Opp. made 2+ errors	28-6
Opponent 10+ runs	2-2-1	Out-hit opponent	38-4-1
Scored in 1st inning	19-7	Out-hit by opponent	10-14
Scores first	26-8-1	Hits are tied	1-1

Record when team scores:

Runs	0	1	2	3	4	5	6	7	8	9	10+
W-L	0-0	0-3	0-1	2-5	1-1	4-5	8-2	3-0	7-1	6-0	18-1

Record when opponent scores:

Runs	0	1	2	3	4	5	6	7	8	9	10+
W-L	3-0	7-0	6-1	8-0	8-0	4-0	4-5	5-7	2-3	0-1	2-2

Record when leading after:

Inn.	1	2	3	4	5	6	7	8
W-L	14-5	21-4	26-4	34-7	37-6	38-4	39-2	41-1

Record when trailing after:

Inn.	1	2	3	4	5	6	7	8
W-L	12-9	14-10	9-10	11-10	10-12	9-12	7-10	4-11

Record when tied after:

Inn.	1	2	3	4	5	6	7	8
W-L	23-5	14-5	14-5	4-2	2-1	2-3	3-5	4-5



Longest winning streak	23
Longest losing streak	5
Home attendance	318798 (42 dates avg = 7590)
Away attendance	173521 (26 dates avg = 6673)
Total attendance	492319 (68 dates avg = 7239)

Multiple Hit Games

	2	3	4	5+	TOT
34 Blake Dean	22	7	1	1	31
17 DJ LeMahieu	22	4	-	-	26
9 Matt Clark	15	8	-	-	23
5 Derek Helenihi	14	7	1	-	22
7 Michael Hollander	15	4	1	-	20
16 Ryan Schimpf	15	2	3	-	20
6 Leon Landry	10	5	-	-	15
3 Jared Mitchell	9	5	1	-	15
33 Micah Gibbs	10	3	1	-	14
14 Sean Ochinko	9	1	-	-	10
18 Nicholas Pontiff	4	-	-	-	4
35 Matt Gaudet	2	-	1	-	3
32 Chris McGhee	3	-	-	-	3
21 Johnny Dishon	2	1	-	-	3
28 Taylor Davis	2	-	-	-	2
TEAM	154	47	9	1	211

Multiple RBI Games

	2	3	4	5+	TOT
9 Matt Clark	8	5	4	-	17
34 Blake Dean	6	7	2	1	16
17 DJ LeMahieu	11	3	-	-	14
16 Ryan Schimpf	7	1	4	1	13
5 Derek Helenihi	9	3	-	-	12
33 Micah Gibbs	6	1	1	-	8
3 Jared Mitchell	4	3	-	-	7
6 Leon Landry	6	-	-	-	6
7 Michael Hollander	3	2	1	-	6
21 Johnny Dishon	4	-	-	-	4
14 Sean Ochinko	4	-	-	-	4
35 Matt Gaudet	1	2	-	-	3
28 Taylor Davis	2	-	1	-	3
18 Nicholas Pontiff	1	1	-	-	2
8 Rene Escobar	1	-	-	-	1
TEAM	73	28	13	2	116

Hitting Streaks

	Longest	Current
17 DJ LeMahieu	16	16
16 Ryan Schimpf	10	6
33 Micah Gibbs	10	2
7 Michael Hollander	10	-
34 Blake Dean	10	-
5 Derek Helenihi	9	-
9 Matt Clark	9	1
3 Jared Mitchell	8	-
6 Leon Landry	7	-
14 Sean Ochinko	6	-
35 Matt Gaudet	4	-
21 Johnny Dishon	4	1
18 Nicholas Pontiff	3	-
8 Rene Escobar	2	1
28 Taylor Davis	2	-
2 Buzzy Haydel	2	1
32 Chris McGhee	2	1
4 Chad Jones	1	1

Starting Lineup by Position

(Team W-L record when starter)

Pitcher

11 Ryan Verdugo	18	(14-4)
37 Blake Martin	18	(12-6)
13 Jordan Brown	10	(7-3)
27 Jared Bradford	9	(7-1)
10 Ryan Byrd	6	(2-4)
29 Louis Coleman	3	(3-0)
24 Daniel Bradshaw	2	(2-0)
12 Austin Ross	2	(1-1)
30 Anthony Ranaudo	1	(1-0)

Catcher

33 Micah Gibbs	48	(36-11)
14 Sean Ochinko	21	(13-8)

First Base

9 Matt Clark	57	(40-17)
14 Sean Ochinko	9	(6-2)
2 Buzzy Haydel	2	(2-0)
35 Matt Gaudet	1	(1-0)

Second Base

16 Ryan Schimpf	65	(46-18)
32 Chris McGhee	3	(3-0)
5 Derek Helenihi	1	(0-1)

Third Base

7 Michael Hollander	57	(40-16)
5 Derek Helenihi	10	(7-3)
9 Matt Clark	1	(1-0)
2 Buzzy Haydel	1	(1-0)

Shortstop

17 DJ LeMahieu	67	(47-19)
7 Michael Hollander	2	(2-0)

Left Field

34 Blake Dean	39	(23-15)
3 Jared Mitchell	24	(21-3)
21 Johnny Dishon	3	(2-1)
18 Nicholas Pontiff	1	(1-0)
6 Leon Landry	1	(1-0)
28 Taylor Davis	1	(1-0)

Center Field

6 Leon Landry	51	(37-13)
3 Jared Mitchell	15	(12-3)
5 Derek Helenihi	2	(0-2)
4 Chad Jones	1	(0-1)

Right Field

5 Derek Helenihi	41	(30-10)
18 Nicholas Pontiff	11	(5-6)
21 Johnny Dishon	8	(7-1)
6 Leon Landry	5	(4-1)
8 Rene Escobar	3	(2-1)
4 Chad Jones	1	(1-0)

Designated Hitter

34 Blake Dean	28	(24-4)
35 Matt Gaudet	16	(9-7)
9 Matt Clark	6	(5-1)
28 Taylor Davis	5	(1-3)
5 Derek Helenihi	4	(2-2)
8 Rene Escobar	3	(1-2)
3 Jared Mitchell	3	(3-0)
32 Chris McGhee	2	(2-0)
4 Chad Jones	1	(1-0)
18 Nicholas Pontiff	1	(1-0)

Starting Lineup by Spot

(Team W-L record when starter)

Leadoff

16 Ryan Schimpf	40	(25-15)
7 Michael Hollander	22	(19-3)
32 Chris McGhee	4	(4-0)
17 DJ LeMahieu	2	(0-1)
5 Derek Helenihi	1	(1-0)

2nd Spot

3 Jared Mitchell	24	(21-3)
7 Michael Hollander	22	(14-7)
5 Derek Helenihi	13	(5-8)
17 DJ LeMahieu	4	(3-1)
16 Ryan Schimpf	3	(3-0)
18 Nicholas Pontiff	1	(1-0)
8 Rene Escobar	1	(1-0)
34 Blake Dean	1	(1-0)

3rd Spot

34 Blake Dean	54	(35-19)
5 Derek Helenihi	13	(12-0)
3 Jared Mitchell	1	(1-0)
9 Matt Clark	1	(1-0)

Cleanup

9 Matt Clark	20	(14-6)
33 Micah Gibbs	15	(11-3)
5 Derek Helenihi	11	(7-4)
34 Blake Dean	10	(10-0)
14 Sean Ochinko	7	(3-4)
35 Matt Gaudet	5	(3-2)
16 Ryan Schimpf	1	(1-0)

5th Spot

9 Matt Clark	16	(10-6)
33 Micah Gibbs	16	(15-1)
5 Derek Helenihi	9	(8-1)
14 Sean Ochinko	7	(5-2)
35 Matt Gaudet	6	(3-3)
17 DJ LeMahieu	5	(2-3)
8 Rene Escobar	3	(2-1)
18 Nicholas Pontiff	2	(0-2)
34 Blake Dean	2	(1-0)
3 Jared Mitchell	2	(2-0)
21 Johnny Dishon	1	(1-0)

6th Spot

9 Matt Clark	25	(19-6)
6 Leon Landry	11	(9-2)
14 Sean Ochinko	10	(7-2)
17 DJ LeMahieu	8	(5-3)
35 Matt Gaudet	3	(3-0)
5 Derek Helenihi	3	(2-1)
8 Rene Escobar	2	(0-2)
28 Taylor Davis	2	(2-0)
33 Micah Gibbs	2	(1-1)
3 Jared Mitchell	2	(1-1)
18 Nicholas Pontiff	1	(0-1)

7th Spot

17 DJ LeMahieu	31	(27-4)
6 Leon Landry	11	(6-5)
3 Jared Mitchell	5	(3-2)
14 Sean Ochinko	4	(2-2)
33 Micah Gibbs	4	(2-2)
4 Chad Jones	3	(2-1)
35 Matt Gaudet	3	(1-2)
5 Derek Helenihi	3	(2-1)
16 Ryan Schimpf	2	(1-0)
9 Matt Clark	2	(2-0)
21 Johnny Dishon	1	(1-0)

8th Spot

6 Leon Landry	28	(24-4)
33 Micah Gibbs	10	(7-3)
18 Nicholas Pontiff	9	(6-3)
17 DJ LeMahieu	7	(4-3)
5 Derek Helenihi	5	(2-3)
28 Taylor Davis	4	(0-3)
14 Sean Ochinko	2	(2-0)
2 Buzzy Haydel	1	(1-0)
32 Chris McGhee	1	(1-0)
21 Johnny Dishon	1	(1-0)
3 Jared Mitchell	1	(1-0)

9th Spot

16 Ryan Schimpf	19	(16-3)
7 Michael Hollander	15	(9-6)
17 DJ LeMahieu	10	(6-4)
21 Johnny Dishon	8	(6-2)
6 Leon Landry	7	(3-3)
3 Jared Mitchell	7	(7-0)
2 Buzzy Haydel	2	(2-0)
33 Micah Gibbs	1	(0-1)

INTRO

THIS IS LSU

PREVIEW

TIGERS

COACHES

REVIEW

HISTORY

RECORDS

LSU



INTRO

THIS IS LSU

PREVIEW

TIGERS

COACHES

REVIEW

HISTORY

RECORDS

LSU

Eastern Division

	SEC			OVERALL		
	W-L	PCT.		W-L	PCT.	
#Georgia	20-9-1	.683		45-25-1	.641	
Florida	17-13	.567		34-24	.586	
Kentucky	16-14	.533		44-19	.698	
Vanderbilt	15-14	.517		41-22	.651	
South Carolina	15-15	.500		40-23	.635	
Tennessee	12-18	.400		27-29	.482	

- SEC Champion; Eastern Division Champion; College World Series Runners-up

Western Division

	SEC			OVERALL		
	W-L	PCT.		W-L	PCT.	
%LSU	18-11-1	.617		49-19-1	.717	
Alabama	16-14	.533		35-28	.556	
Ole Miss	15-15	.500		39-26	.600	
Arkansas	14-15	.483		34-24	.586	
Auburn	11-19	.367		28-28	.500	
Mississippi State	9-21	.300		23-33	.411	

% - Western Division Champion; SEC Tournament Champion;
College World Series Participant



Senior right-hander Jared Bradford posted 10 wins and five saves for the Tigers, and he was named SEC Pitcher of the Week on May 5.

Batting

Team	AVG	G	AB	R	H	2B	3B	HR	RBI	TB	SLG%	BB	HBP	SO	GDP	OB%	SF	SH	SB	ATT	PO	A	E	FLD%
Kentucky	.317	63	2159	510	685	151	13	83	461	1111	.515	283	88	469	34	.411	37	75	76	103	1687	750	66	.974
Alabama	.310	63	2245	471	695	104	15	87	422	1090	.486	222	91	475	42	.389	32	22	54	73	1663	643	97	.960
Vanderbilt	.309	63	2256	448	697	135	21	62	400	1060	.470	253	72	414	41	.392	27	32	80	108	1707	594	70	.970
Georgia	.309	71	2548	512	787	128	11	96	467	1225	.481	302	55	463	52	.391	22	28	72	102	1902	683	78	.971
LSU	.306	69	2484	538	761	148	28	100	488	1265	.509	264	52	478	35	.382	20	36	95	120	1879	749	74	.973
Florida	.304	58	1995	412	606	100	16	60	378	918	.460	230	47	402	34	.384	25	25	109	131	1525	616	83	.963
Auburn	.301	56	1949	387	586	135	15	58	345	925	.475	228	51	386	29	.383	30	30	74	106	1483	555	64	.970
South Carolina	.299	63	2190	443	655	103	7	110	419	1102	.503	297	51	420	35	.392	21	50	33	55	1696	674	56	.977
Ole Miss	.295	65	2309	426	680	124	8	74	391	1042	.451	229	69	439	46	.372	20	38	51	61	1737	592	81	.966
Arkansas	.291	58	2003	418	582	106	11	77	372	941	.470	270	59	439	30	.387	22	40	61	77	1554	654	75	.967
Mississippi St.	.289	56	1979	351	571	103	6	53	313	845	.427	252	44	448	56	.379	14	32	47	61	1481	599	76	.965
Tennessee	.284	56	1903	340	541	91	9	67	301	851	.447	230	71	372	36	.379	20	29	55	79	1480	555	85	.960

Pitching

Team	ERA	W	L	G	CG	SHO	CBO	SV	IP	H	R	ER	BB	SO	2B	3B	HR	AB	B/Avg	WP	HBP	BK	SFA	SHA
Kentucky	3.71	44	19	63	4	2	1	12	563.0	580	284	232	193	475	88	5	44	2164	.268	40	49	4	16	36
Ole Miss	4.06	39	26	65	0	1	1	11	579.0	568	332	261	232	624	106	7	66	2228	.255	36	44	6	9	31
LSU	4.11	49	19	69	2	3	3	16	626.1	638	340	286	201	554	121	15	58	2395	.266	45	62	4	22	55
South Carolina	4.35	40	23	63	2	2	2	12	565.1	562	309	273	212	499	72	8	62	2156	.261	36	66	7	16	32
Florida	4.39	34	24	58	3	2	2	10	508.1	597	319	248	189	319	84	1	54	2016	.296	43	56	11	21	36
Vanderbilt	4.68	41	22	63	3	2	2	15	569.0	577	338	296	231	587	109	15	55	2178	.265	43	65	9	19	40
Auburn	4.86	28	28	56	2	2	2	13	494.1	550	316	267	167	394	109	13	49	1949	.282	35	45	8	15	33
Arkansas	4.92	34	24	58	2	1	1	9	518.0	550	344	283	220	445	95	8	59	2002	.275	43	59	3	24	36
Georgia	5.05	45	25	71	1	2	1	19	634.0	657	406	356	251	528	105	14	82	2450	.268	56	64	3	25	36
Alabama	5.23	35	28	63	3	2	1	11	554.1	632	404	322	270	468	119	7	63	2203	.287	65	53	20	26	32
Tennessee	5.40	27	29	56	3	0	0	10	493.1	543	341	296	221	430	122	18	68	1924	.282	45	59	5	14	36
Mississippi St.	6.82	23	33	56	1	2	1	8	493.2	595	441	374	274	451	110	11	61	1971	.302	54	59	5	31	41

Fielding

Team	C	PO	A	E	FLD%	DPs	SBA	CSB	SBA%	PB	CI
South Carolina	2426	1696	674	56	.977	56	59	16	.787	8	1
Kentucky	2503	1687	750	66	.974	60	39	27	.591	11	0
LSU	2702	1879	749	74	.973	59	64	30	.681	1	1
Georgia	2663	1902	683	78	.971	53	63	24	.724	13	2
Vanderbilt	2371	1707	594	70	.970	47	54	24	.692	7	2
Auburn	2102	1483	555	64	.970	44	48	20	.706	10	2
Arkansas	2283	1554	654	75	.967	54	52	14	.788	8	4
Ole Miss	2410	1737	592	81	.966	49	76	32	.704	7	0
Mississippi St.	2156	1481	599	76	.965	44	70	19	.787	16	0
Florida	2224	1525	616	83	.963	72	48	17	.738	6	3
Tennessee	2120	1480	555	85	.960	53	44	38	.537	12	1
Alabama	2403	1663	643	97	.960	55	84	19	.816	17	1

Individual Leaders

Batting Leaders

Batting Avg.

Sawyer Carroll, UK	.419
Gordon Beckham, UG	.411
Justin Smoak, SC	.383
Ryan Wilkes, UK	.374
Rich Poythress, UG	.374

Slugging Pct.

Gordon Beckham, UG	.804
Matt Clark, LSU	.789
Sawyer Carroll, UK	.782
Justin Smoak, SC	.757
Collin Cowgill, UK	.687

On Base Pct.

Gordon Beckham, UG	.519
Chase Leavitt, AR	.518
Sawyer Carroll, UK	.514
Justin Smoak, SC	.505
Reese Havens, SC	.486

Runs Scored

Gordon Beckham, UG	97
Collin Cowgill, UK	80
Ryan Peisel, UG	78
Reese Havens, SC	76
Sawyer Carroll, UK	69

Hits

Gordon Beckham, UG	113
Ryan Peisel, UG	106
Josh Rutledge, UA	99
Rich Poythress, UG	99
Sawyer Carroll, UK	98

RBI

Sawyer Carroll, UK	83
James Darnell, SC	81
Gordon Beckham, UG	77
Rich Poythress, UG	75
Blake Dean, LSU	73

Doubles

Chris Wade, UK	24
Rich Poythress, UG	22
Andrew Giobbi, VU	22
Ryan Peisel, UG	22
Gordon Beckham, UG	22

Triples

Ryan Schimpf, LSU	7
Leon Landry, LSU	5
Dominic de la Osa, VU	4
Derek Helenihi, LSU	4
Michael Hollander, LSU	4

Home Runs

Gordon Beckham, UG	28
Matt Clark, LSU	28
Justin Smoak, SC	23
Blake Dean, LSU	20
Sawyer Carroll, UK	19

Total Bases

Gordon Beckham, UG	221
Sawyer Carroll, UK	183
Blake Dean, LSU	179
Matt Clark, LSU	179
Justin Smoak, SC	178

Walks

Reese Havens, SC	58
Justin Smoak, SC	57
Gordon Beckham, UG	54
Collin Cowgill, UK	49
Logan Forsythe, AR	46

Stolen Bases

Dominic de la Osa, VU	27
Avery Barnes, UF	26
Grant Hogue, MS	25
Collin Cowgill, UK	23
Matt den Dekker, UF	20

Pitching Leaders

ERA (min 3 games)

Anthony Ranaudo, LSU	0.00
Jesse Yano, UK	0.00
Aaron Weatherford, MS	0.85
Justin Cryer, UM	1.35
Scott Bittle, UM	1.78
Curtis Johnson, SC	1.83
Louis Coleman, LSU	1.95

Opposing Batting Avg.

Scott Bittle, UM	.145
Nick Godwin, SC	.220
Bryan Morgado, UT	.239
Austin Hyatt, UA	.250
Lance Lynn, UM	.251

Innings Pitched

Mike Minor, VU	103.0
Jared Bradford, LSU	98.1
Trevor Holder, UG	98.0
Ryan Verdugo, LSU	96.0
Stephen Dodson, UG	95.2

Batters Struck Out

Scott Bittle, UM	130
Lance Lynn, UM	110
Bryan Morgado, UT	104
Mike Minor, VU	101
Jared Bradford, LSU	90

Wins

Jared Bradford, LSU	10
Ryan Verdugo, LSU	9
Sam Dyson, SC	8
Patrick Keating, UF	8
Louis Coleman, LSU	8

Saves

Joshua Fields, UG	18
Bryan Woodall, AU	11
Scott Bittle, UM	8
Russell Brewer, VU	8
Aaron Weatherford, MS	7

Appearances

Joshua Fields, UG	36
Tony Davis, UF	34
Bryan Woodall, AU	31
Andrew Albers, UK	31
Dean Weaver, UG	31
Alex McRee, UG	31

Games Started

Ryan Verdugo, LSU	18
Blake Martin, LSU	18
Nathan Moreau, UG	17
Trevor Holder, UG	17
5 tied at 15	

2008 All-SEC Team

(as selected by the league coaches)

First Team

IB – Justin Smoak, South Carolina
2B – Josh Adams, Florida/Ryan Wilkes, Kentucky
3B – Pedro Alvarez, Vanderbilt Logan Forsythe, Arkansas
SS – Gordon Beckham, Georgia
C – Bryce Massanari, Georgia
OF – Collin Cowgill, Kentucky
OF – Sawyer Carroll, Kentucky
OF – Matt den Dekker, Florida Brandon May, Alabama David Macias, Vanderbilt
DH – Alex Avila, Alabama
P – Patrick Keating, Florida
P – Chris Rusin, Kentucky
RP – Joshua Fields, Georgia

Second Team

IB – Hunter Morris, Auburn
2B – Alex Feinberg, Vanderbilt
3B – James Darnell, South Carolina
SS – Ryan Flaherty, Vanderbilt Reese Havens, South Carolina
C – Yan Gomes, Tennessee
OF – Avery Barnes, Florida
OF – Dominic de la Osa, Vanderbilt
OF – Kentrail Davis, Tennessee
DH – Phil Disher, South Carolina
P – Lance Lynn, Ole Miss
P – Trevor Holder, Georgia Stephen Dodson, Georgia
RP – Scott Bittle, Ole Miss

Player of the Year – Gordon Beckham, Georgia

Pitcher of the Year – Joshua Fields, Georgia

Freshman of the Year – Hunter Morris, Auburn

Scholar-Athlete of the Year – Gordon Beckham, Georgia

Coach of the Year – David Perno, Georgia

2008 Freshman All-SEC Team

(as selected by the league coaches)

IB – Hunter Morris, Auburn
2B – Josh Adams, Florida
3B – David Cunningham, Auburn
SS – Josh Rutledge, Alabama
C – Micah Gibbs, LSU
OF – Kentrail Davis, Tennessee
OF – Whit Merrifield, South Carolina
OF – Brian Fletcher, Auburn
DH – P.J. Polk, Tennessee
P – Drew Pomeranz, Ole Miss
P – Grant Dayton, Auburn
RP – Russell Brewer, Vanderbilt

2008 SEC All-Tournament Team

(as selected by the media)

IB – Matt Clark, LSU/Andrew Giobbi, Vanderbilt
2B – Ryan Schimpf, LSU
3B – Chris McClendon, Kentucky
SS – Ryan Flaherty, Vanderbilt
C – Alex Avila, Alabama
DH – Blake Dean, LSU
OF – Michael Guerrero, Ole Miss
OF – Jordan Henry, Ole Miss
OF – Kent Matthes, Alabama Sawyer Carroll, Kentucky
P – Lance Lynn, Ole Miss
P – Blake Martin, LSU/Austin Hyatt, Alabama

Most Valuable Player – Blake Dean, LSU

SEC Tournament Championship Game

Final Score: LSU 8, Ole Miss 2

INTRO

THIS IS LSU

PREVIEW

TIGERS

COACHES

REVIEW

HISTORY

RECORDS

LSU



The Early Years

INTRO

THIS IS LSU

PREVIEW

TIGERS

COACHES

REVIEW

HISTORY

RECORDS

LSU



LSU's 1900 Baseball Team

Louisiana State University has a colorful 116-year (113 seasons) baseball history which began with the first team in 1893 and has continued uninterrupted since 1905.

Although baseball was played at LSU prior to 1893, no contests had been scheduled with any clubs outside of Baton Rouge. The team of 1892 won all of its games against local competition.

On May 13, 1893, in connection with a military field day, LSU was engaged in its first intercollegiate athletic contest and defeated the nine from Tulane University.

That was the only game of 1893 and captain E.B. Young, in selecting materials for uniforms to be used for the May 13 contest, chose the colors of Old Gold and Purple. The baseball squad of 1893 had the honor of first wearing the colors that later were adopted as the official University colors.

In 1904, a game was scheduled to start the year against a local professional club. That game, however, was cancelled when the Tiger captain and manager resigned upon the refusal of the university president to grant permission for the cadets to attend the contest. The team disbanded and no further contests were played that year.

In 1915 C.C. "Doc" Stroud took over as Tiger coach and eventually became the first man to lead LSU for more than two seasons. In 1919 Stroud led LSU to a 12-4 campaign, a mark that had been bettered only one time before and would not be surpassed again until 1936. In that 1919 season, the Tigers had a fine young pitcher named Tom Staples who threw a perfect game in a 9-0 win over Louisiana College. He also pitched and won both games of a doubleheader that same year.

In 1927 Harry Rabenhorst was named head coach and served in that capacity until 1956, with the exception of a three-year

period from 1943-45. During that three-year span, A.L. Swanson was the Tigers' field manager. In Swanson's first year, the Tigers lost their first three games of the season, but bounced back to win 12 of the next 16 and LSU's second SEC championship.

The first SEC title came back to LSU in 1939 under Rabenhorst. The '39 team was one of LSU's best as it posted a 22-5 record for an .815 winning percentage. The team was led by first baseman Paul Brotherton, outfielder Ken Kavanaugh, Sr. and pitcher Jesse Danna, and had a winning streak of 13 games before losing to Minnesota in a swing through the Western (Big 10) Conference.

Besides the 1939 and 1943 championships, LSU also won conference titles in 1946 - under Rabenhorst - and in 1961 under Ray Didier, but not again until 1975 under Jim Smith. During Smith's tenure, however, the Tigers won or tied for the SEC Western Division title on three occasions.



Former LSU infielder Alvin Dark managed five Major League teams.



1939 SEC Champions

The 1975 team became the first LSU squad to participate in the NCAA Tournament, as the Tigers played in the South Regional at Starkville, Miss. LSU won its first regional game over Murray State, but was eliminated from the tournament after consecutive losses to Florida State and Miami (Fla.).

LSU coaches in the early years supplemented their collegiate schedules with competition against professional opponents. This gave the Tigers excellent chances to gain experience, but rare chances for victory. Among the Tigers' most noteworthy losses was a 17-7 defeat at the hands of the Chicago White Sox in 1925. Other pro opponents included the Detroit, Cleveland, New York and St. Louis major league teams, Indianapolis of the American Association, Nashville and New Orleans of the Southern Association, plus several teams from Louisiana's celebrated Class "C" Evangeline League.

Through the early years, numerous Tigers made it into the professional ranks. A.W. Baird in 1916 was the first Tiger known to have signed a pro contract. Since then, many players from LSU made their mark in the major leagues, including Walker Cress, Cincinnati Reds; Dave Madison, Detroit Tigers; Buddy Blair, Philadelphia Athletics; Mark Freeman, New York Yankees; Connie Ryan, Boston Braves; Alvin Dark, New York Giants; Joe Bill Adcock, Milwaukee Braves; Art Swanson, Pittsburgh Pirates; Mike Miley, California Angels; and Randy Wiles, Chicago White Sox.




Joe Bill Adcock enjoyed a 17-year big league career.



1961 SEC Champions

Those and other outstanding players performed on a number of diamonds on the LSU campus. In 1929, the Tigers' home games were played on a field located on the Campanile Parade Grounds. In 1936, the playing field was located north of the football stadium and was equipped with wooden bleachers. In 1938, LSU baseball moved into what was later to be named Alex Box Stadium, the home of the Fighting Tigers for 70 years (1938-2008).



Tom Staples
(middle) fired a
perfect game in 1919
against Louisiana
College.



The Skip Bertman Years

1984-2001

INTRO

THIS IS LSU

PREVIEW

TIGERS

COACHES

REVIEW

HISTORY

RECORDS

LSU



To Skip Bertman, striving for excellence isn't just a catchy motto or slogan; it's how he has approached every task he has undertaken in his life -- from his playing days at the University of Miami, to his highly-successful 11-year stint as head baseball coach at Miami Beach High School, to his eight years as associate head coach at UM, to his remarkable 18-year tenure (1984-2001) as LSU's baseball coach.

Bertman, who just completed a seven-year term (2001-08) as LSU's athletics director, led the Tigers to five College World Series titles and a sterling 870-330-3 mark (.724) in 18 seasons, giving him the highest all-time winning percentage among SEC coaches. Bertman also had the fourth-highest percentage among active NCAA coaches at the time of his retirement, trailing only Wichita State's Gene Stephenson, Gary Ward of Oklahoma State and Florida State's Mike Martin. Bertman, USC legend Rod Dedeaux and Augie Garrido of Texas are the only coaches in NCAA history to win five national championships.

In addition to the five national championships (1991, 1993, 1996, 1997, 2000) Bertman's LSU teams also claimed seven SEC championships, nine 50-win seasons, 11 CWS



Skip Bertman guided the U.S. to the bronze medal at the 1996 Olympics in Atlanta.

berths and six SEC Tournament championships.

Bertman's jersey #15 has been retired by LSU -- the first baseball number to receive that designation from the university -- and the street in front of Alex Box Stadium was re-named Skip Bertman Drive. Bertman was inducted into the American Baseball Coaches Association Hall of Fame in January 2003 and into the College Baseball Hall of Fame in July 2006.

As much as LSU's dominance can be attributed to Bertman, the players have also had a huge part in that success. During Bertman's tenure at LSU, more than 100 players were drafted into professional baseball, with 41 Tigers reaching the major leagues. Bertman produced 11 first-team All-America performers, and more importantly, nearly 100 percent of those who played for at least four years in the Tiger program earned their LSU degrees.

Bertman came to LSU after a highly successful eight-year stint at Miami, where he was associate head coach and pitching coach under Hall of Fame coach Ron Fraser. The

Bertman-Fraser partnership produced 427 wins and five berths in the CWS, including the Hurricanes' first national championship in 1982.

Bertman's recruiting also laid much of the groundwork for Miami's second national championship in 1985, which was Bertman's second year at LSU.

Bertman was also an accomplished international coach, serving as pitching coach on the 1988 United States gold-medal squad, then leading the USA as head coach to the bronze medal at the 1996 Olympic Games in Atlanta.

Bertman has authored two books (*Coaching Youth League Baseball* and *Skip: The Man and the System*), produced a motivational video (*Motivation and Teamwork: Winning the Big One*), and has been a featured speaker and clinician at banquets, civic organizations and youth groups around the country.

Bertman's Era of Excellence as LSU's baseball coach ended in June 2001, but his service to the university continued on a more comprehensive level. On January 19, 2001, the LSU Board of Supervisors

paved the way for another Bertman era, as the panel unanimously approved LSU Chancellor Mark Emmert's selection of Bertman to be the school's seventh permanent athletics director since LSU became a charter member of the Southeastern Conference in 1933. Bertman assumed his duties as athletics director on August 6, 2001.

As athletics director, Bertman supervised a 20-sport program that has won 45 national championships in its history, more than any other SEC school. With a diverse and talented coaching staff as well as some of the best facilities in the nation, Bertman enhanced LSU's status as one of the best athletics programs in the country.



In the Hall

Skip Bertman was inducted July 4, 2006 into the College Baseball Hall of Fame in Lubbock, Texas. Bertman was one of 10 members of the Hall's first class.



Skip Bertman served as LSU's director of athletics from 2001-08.



Skip Bertman and his wife, Sandy, acknowledge the Alex Box Stadium crowd after Bertman's final regular-season home game in May 2001.



Skip Bertman was inducted July 4, 2006 into the College Baseball Hall of Fame in Lubbock, Texas.



Two of the three men to win five College World Series titles: LSU's Skip Bertman and former Southern California coach Rod Dedeaux.

LSU Superlatives Under Skip Bertman

Five NCAA College World Series Championships
1991, 1993, 1996, 1997, 2000

11 CWS Appearances
1986, 1987, 1989, 1990, 1991, 1993, 1994, 1996, 1997, 1998, 2000

16 NCAA Tournament Berths
1985, 1986, 1987, 1989, 1990, 1991, 1992, 1993, 1994, 1995, 1996, 1997, 1998, 1999, 2000, 2001

Seven Southeastern Conference Championships
1986, 1990, 1991, 1992, 1993, 1996, 1997

Six SEC Tournament Titles
1986, 1990, 1992, 1993, 1994, 2000

Nine SEC Western Division Championships
1985, 1992, 1993, 1994, 1996, 1997, 1998, 2000, 2001

Nine 50-Win Seasons
1986, 1989, 1990, 1991, 1992, 1993, 1996, 1997, 2000



- INTRO
- THIS IS LSU
- PREVIEW
- TIGERS
- COACHES
- REVIEW
- HISTORY
- RECORDS
- LSU



Skip and Sandy Bertman participated in the Alex Box Stadium Countdown on May 11, 2008, marking the final regular-season game in the stadium history.

Bertman's Big Leaguers

Below are former Skip Bertman-coached LSU Tigers who appeared on 2008 major league rosters:

PLAYER	YEARS AT LSU	MAJOR LEAGUE TEAM
Russ Springer, RHP	1987-89	St. Louis Cardinals
Paul Byrd, RHP	1989-91	Boston Red Sox
Brian Tallet, LHP	1998-00	Toronto Blue Jays
Brad Hawpe, OF	1999-00	Colorado Rockies
Ryan Theriot, INF	1999-01	Chicago Cubs
Ryan Jorgensen, C	2000	Cincinnati Reds
Mike Fontenot, INF	2000-01	Chicago Cubs
Roy Corcoran, RHP	2001	Seattle Mariners
Aaron Hill, INF	2001-03	Toronto Blue Jays
Brian Wilson, RHP	2001-03	San Francisco Giants

Bertman coached 31 other major leaguers during his LSU tenure, including All-Star outfielder Albert Belle and the No. 1 pick in the 1989 draft, pitcher Ben McDonald.

Bertman Year-by-Year

SEASON	OVERALL RECORD	SEC RECORD	NATIONAL FINISH
1984	32-23	12-12 (3rd, West)	NR
1985	41-18	17-7 (1st, West)	20th
1986	55-14	22-5 (1st)	5th
1987	49-19	12-10 (5th)	4th
1988	39-21	16-11 (5th)	NR
1989	55-17	18-9 (2nd)	3rd
1990	54-19	20-7 (1st)	3rd
1991	55-18	19-7 (1st)	1st
1992	50-16	18-6 (1st)	6th
1993	53-17-1	18-8-1 (1st)	1st
1994	46-20	21-6 (2nd)	7th
1995	47-18	17-12 (5th)	14th
1996	52-15	20-10 (1st)	1st
1997	57-13	22-7 (1st)	1st
1998	48-19	21-9 (2nd)	3rd
1999	41-24-1	18-11-1 (3rd)	14th
2000	52-17	19-10 (2nd)	1st
2001	44-22-1	18-12 (2nd)	9th
TOTALS	870-330-3 (.724)	328-159-2 (.673)	

Coach Bertman with actor Kevin Costner at the 2000 CWS.



Skip Bertman celebrates his first national title in 1991 (above) and his fifth national title in 2000 (below).



The Bertman Coaching Connection

A look at some of Skip's former players and assistants in college baseball:

NAME	YEARS UNDER BERTMAN	CURRENT POSITION/OTHER POSITIONS
Mike Bianco	LSU Player, 1988-89	Head coach at Ole Miss; former head coach at McNeese St. and asst. coach at LSU
Jim Wells	LSU Assistant, 1987-89	Head coach at Alabama; former head coach at Northwestern State
Mitch Gaspard	LSU Player, 1985	Asst. coach at Alabama; former head coach at Northwestern State
Matt Heath	LSU Player, 2001	Asst. coach at Auburn; former asst. coach at College of Charleston
Smoke Laval	LSU Assistant, 1984-93	Former head coach at LSU and Louisiana-Monroe
Dan Canevari	LSU Assistant, 1991-2001	Former head coach at Southeastern Louisiana
Randy Davis	LSU Assistant, 1988-90	Former head coach at Louisiana Tech and asst. coach at South Carolina
Jeremy Tyson	LSU Player, 1994-97	Former asst. coach at UT-San Antonio, SE Missouri State and Stetson
Blair Barbier	LSU Player, 1997-2000	Former asst. coach at LSU; former asst. coach at McNeese State
Ray Tanner	Olympic Assistant, 1996	Head coach at South Carolina; former head coach at North Carolina State
Dave Snow	Olympic Assistant, 1996	Former head coach at Long Beach State
Jerry Weinstein	Olympic Assistant, 1996	Former head coach at Sacramento City College



Year-by-Year Statistics of Bertman's LSU Teams

Batting

YEAR (W-L-T)	G	AB	R	H	2B	3B	HR	RBI	SB-ATT	SLG	OBP	AVG
1984 (32-23-0)	55	1606	309	443	76	20	51	263	92-139	.443	NA	.276
1985 (41-18-0)	59	1883	412	557	102	17	63	343	108-145	.468	NA	.296
1986 (55-14-0)	69	2272	542	696	135	27	83	455	153-188	.499	NA	.306
1987 (49-19-0)	68	2178	509	619	104	18	76	434	156-208	.453	.425	.284
1988 (39-21-0)	60	1823	390	490	92	19	41	331	69-104	.408	.443	.269
1989 (55-17-0)	72	2424	566	723	144	26	62	494	113-142	.456	.461	.298
1990 (54-19-0)	73	2480	587	807	156	27	63	515	95-135	.486	.470	.325
1991 (55-18-0)	73	2366	547	488	138	18	85	488	84-123	.478	.446	.297
1992 (50-16-0)	66	2261	509	681	132	17	67	438	125-159	.464	.447	.301
1993 (53-17-1)	71	2385	603	737	152	37	85	527	122-151	.511	.414	.309
1994 (46-20-0)	66	2273	504	659	124	15	87	439	116-142	.473	.394	.290
1995 (47-18-0)	65	2259	506	680	146	21	81	458	95-128	.492	.397	.301
1996 (52-15-0)	67	2384	648	759	143	18	131	585	99-120	.558	.419	.318
1997 (57-13-0)	70	2509	673	791	146	11	188	632	71-99	.607	.412	.315
1998 (48-19-0)	67	2314	583	692	132	12	157	542	64-85	.570	.409	.299
1999 (41-24-1)	66	2317	556	699	122	14	104	502	77-101	.501	.406	.302
2000 (52-17-0)	69	2542	652	864	194	16	96	598	73-94	.542	.432	.340
2001 (44-22-1)	67	2372	574	754	137	10	98	514	90-115	.508	.417	.318

Pitching

YEAR (W-L-T)	G	IP	CG	SHO	SV	H	R	ER	BB	SO	OBA	ERA
1984 (32-23-0)	55	433.0	12	3	10	439	272	199	206	359	.259	4.13
1985 (41-18-0)	59	484.2	10	3	9	452	273	221	245	442	.247	4.11
1986 (55-14-0)	69	579.0	10	5	17	511	303	245	291	541	.236	3.81
1987 (49-19-0)	68	577.1	13	8	14	502	266	197	223	552	.235	3.07
1988 (39-21-0)	60	497.2	20	1	11	437	262	199	292	519	.236	3.60
1989 (55-17-0)	72	629.0	10	5	20	546	326	254	278	655	.231	3.63
1990 (54-19-0)	73	630.1	13	5	12	631	324	264	249	555	.258	3.77
1991 (55-18-0)	73	621.0	5	6	19	613	330	253	259	626	.255	3.67
1992 (50-16-0)	66	574.2	9	3	12	508	261	222	185	518	.238	3.48
1993 (53-17-1)	71	620.0	15	7	7	586	318	257	246	511	.249	3.73
1994 (46-20-0)	66	589.2	6	1	13	567	356	295	274	520	.253	4.50
1995 (47-18-0)	65	579.0	9	4	10	517	323	261	245	623	.239	4.06
1996 (52-15-0)	67	601.0	8	10	13	549	283	226	233	635	.241	3.38
1997 (57-13-0)	70	621.0	7	3	13	653	380	319	206	682	.266	4.62
1998 (48-19-0)	67	588.1	5	4	14	613	365	287	232	646	.265	4.39
1999 (41-24-1)	66	580.0	8	2	12	651	402	329	212	591	.281	5.11
2000 (52-17-0)	69	619.2	4	6	16	661	375	305	241	574	.272	4.43
2001 (44-22-1)	67	595.2	6	2	12	640	388	314	279	446	.274	4.74



INTRO

THIS IS LSU

PREVIEW

TIGERS

COACHES

REVIEW

HISTORY

RECORDS

LSU



Skip Bertman recorded a .690 (29-13) winning percentage in College World Series games.



Warren Morris' ninth-inning homer lifted LSU to the 1996 CWS title.

LSU Appearances in Final National Rankings

Year	Collegiate Baseball	Baseball America	ESPN/ USA Today
1961	22		
1975	19		
1985	24	20	
1986	5	5	
1987	4	4	
1989	4	7	
1990	4	4	
1991	1	1	
1992	9	6	8
1993	1	1	1
1994	7	10	7
1995	18	15	14
1996	1	1	1
1997	1	1	1
1998	3	4	3
1999	14	16	16
2000	1	1	1
2001	10	9	9
2002	11	11	11
2003	7	5	6
2004	8	7	6
2005	19	18	18
2008	6	6	6

SEC Teams in the College World Series

TEAM	APP.	WON	LOST	PCT.	1ST	2ND
LSU	14	30	19	.612	5	0
Miss. State	8	7	16	.304	0	0
Georgia	6	10	11	.476	1	1
Alabama	5	11	10	.524	0	2
Florida	5	8	11	.421	0	1
Ole Miss	4	3	8	.273	0	0
Auburn	4	3	8	.273	0	0
Tennessee	4	8	8	.500	0	1
South Carolina	3	8	6	.571	0	1
Arkansas	1	0	2	.000	0	0
TOTALS	54	88	99	.471	6	6

*Prior to SEC Membership

South Carolina	5	9	10	.474	0	2
Arkansas	4	7	8	.467	0	1

*Note: Arkansas and South Carolina totals not counted in SEC totals prior to SEC membership

SEC Teams in the NCAA Tournament

TEAM	APP.	WON	LOST	PCT.
LSU	22	112	44	.718
Georgia	9	45	26	.634
Alabama	19	46	28	.622
South Carolina	12	42	26	.618
Tennessee	10	31	21	.596
Miss. State	28	72	53	.576
Ole Miss	14	36	28	.563
Florida	24	64	51	.557
Auburn	17	39	37	.513
Vanderbilt	7	12	14	.462
Kentucky	6	10	12	.455
Arkansas	11	18	23	.439
TOTALS	179	527	363	.592

*Prior to SEC Membership

South Carolina	12	48	27	.640
Arkansas	10	25	21	.543

*Note: Arkansas and South Carolina totals not counted in SEC totals prior to SEC membership

College World Series Titles

Southern California	12
Texas	6
LSU	5
Arizona State	5
Miami (Fla.)	4
Cal State Fullerton	4
Arizona	3
Minnesota	3
California	2
Michigan	2
Oklahoma	2
Stanford	2
Oregon State	2

NCAA Tournament Winning Percentage

LSU	.718 (112-44)
Southern California	.718 (171-67)
Arizona State	.685 (139-64)
Miami (Fla.)	.679 (169-80)
Stanford	.670 (128-63)
Texas	.669 (206-102)



LSU has made 14 CWS appearances since 1986.

CWS Winning Percentage

Southern California	74-26	.740
Minnesota	17-7	.708
Arizona State	59-34	.634
Missouri	18-11	.621
LSU	30-19	.612
Texas	78-53	.595
Wichita State	16-11	.593
Stanford	40-29	.580
Cal State Fullerton	33-25	.569
Miami (Fla.)	47-38	.553

CWS Appearances

Texas	32
Miami (Fla.)	23
Southern California	21
Arizona State	20
Oklahoma State	19
Florida State	19
Stanford	16
Arizona	15
Cal State Fullerton	15
LSU	14

Coaches' CWS Winning Percentage

Rod Dedeaux, Southern California	.789 (60-16)
Bobby Winkles, Arizona State	.762 (16-5)
Dick Siebert, Minnesota	.708 (17-7)
Skip Bertman, LSU	.690 (29-13)
Jerry Kindall, Arizona	.682 (15-7)
Augie Garrido, CS-Fullerton/Texas	.680 (34-16)
Toby Greene, Oklahoma State	.625 (15-9)
Hi Simmons, Missouri	.621 (18-11)
Jim Brock, Arizona State	.600 (36-24)
Cliff Gustafson, Texas	.595 (44-30)
Gene Stephenson, Wichita State	.593 (16-11)
Mark Marquess, Stanford	.590 (36-25)
Ron Fraser, Miami (Fla.)	.553 (26-21)
Jim Morris, Miami (Fla.)	.553 (21-17)
Bibb Falk, Texas	.541 (20-17)

Coaches' CWS Victories

Rod Dedeaux, Southern California	60
Cliff Gustafson, Texas	44
Jim Brock, Arizona State	36
Mark Marquess, Stanford	36
Augie Garrido, CS-Fullerton/Texas	34
Skip Bertman, LSU	29
Ron Fraser, Miami (Fla.)	26
Jim Morris, Miami (Fla.)	21
Bibb Falk, Texas	20
Gary Ward, Oklahoma State	19
Hi Simmons, Missouri	18
Frank Sancet, Arizona	17
Dick Siebert, Minnesota	17
Bobby Winkles, Arizona State	16
Gene Stephenson, Wichita State	16


Current Consecutive Regional Appearances

Miami (Fla.)	36 (1973-2008)
Florida State	31 (1978-2008)
Cal State Fullerton	17 (1992-2008)
Rice	14 (1995-2008)

* LSU's streak of 17 straight regional appearances (1989-2005) was ended when the Tigers did not receive a 2006 NCAA berth.

NCAA Super Regional Appearances

Miami (Fla.)	9
Florida State	8
Cal State Fullerton	8
Rice	8
Clemson	7
LSU	7
Stanford	7
South Carolina	6
Southern California	5
Texas	5
Georgia Tech	5
Nebraska	4
Arizona State	4
Georgia	4
North Carolina	4
Texas A&M	4



Todd Walker, the 1993 College World Series MVP, enjoyed an 11-year Major League career.



1991

FINAL RECORD: 55-18

PLAYERS

Dale Adams, C
 Adrian Antonini, C
 Tim Bauer, C
 Harry Berrios, OF
 Tiger Blackwell, OF
 Paul Byrd, RHP
 Matt Chamberlain, RHP
 Keyaan Cook, INF
 Rich Cordani, OF
 Luis Garcia, INF
 Pat Garrity, DH
 Mike Graham, OF
 Rick Greene, RHP
 David Herry, RHP
 Gary Hymel, C
 Tookie Johnson, 2B
 Mark LaRosa, LHP
 Bhrett McCabe, RHP
 Chris Mock, 3B
 Gregg Moock, RHP
 Lyle Mouton, RF
 Jared Mula, OF
 Jeff Naquin, RHP
 Mike Neal, INF
 Chad Ogea, RHP
 Ronnie Rantz, LHP
 Armando Rios, CF
 Henri Saunders, RHP
 Andy Sheets, SS
 Mike Sirotka, LHP
 Johnny Tellechea, IB

COACHES

Skip Bertman - Head Coach
 Smoke Laval - Asst. Coach
 Beetle Bailey - Asst. Coach
 Dan Canevari - Asst. Coach
 Gregg Patterson - Student Asst. Coach

MANAGERS

Russ Rome
 Mike Biandolillo

TRAINERS

Andy Sonnier
 Scott Newman



LSU completed a magnificent 1991 season with a 55-18 record as the Tigers captured their first baseball national title and the 19th overall national championship for the school.

Head coach Skip Bertman directed the Tigers to the 1991 NCAA title after having led his team to the College World Series in five of the past six seasons. Bertman was recognized as the National Coach of the Year by *Collegiate Baseball* magazine shortly after LSU's World Series victory.

The Tigers became the first team since Miami

(Fla.) in 1982 to win the national title without a loss in the NCAA Tournament; LSU won eight consecutive games in the tournament, including four in the South Regional and four in the College World Series.

As a team, the Tigers set a College World Series record by averaging 12 runs per game, breaking the previous mark of 11 per contest established by Notre Dame in 1957.

LSU also set a new Series mark with a team fielding percentage of .993. The Tigers committed only one error in 148 chances.

LSU equaled the College World Series mark

for most home runs with nine, tying the record set by Arizona State in 1981. Catcher Gary Hymel blasted four homers, rightfielder Lyle Mouton belted three, designated hitter Pat Garrity contributed one and centerfielder Armando Rios launched a two-run shot in the championship game win over Wichita State.

The Tigers outscored their four Series opponents, 48-15, while recording a team batting average of .329, including five doubles, four triples and nine home runs.

Hymel was named the Most Outstanding Player of the Series, as he batted



The June 9, 1991, headline of the Baton Rouge Sunday Advocate heralds LSU's CWS title.



All-American Chad Ogea pitched the Tigers to victory in the CWS final against Wichita State.

.500 with four homers and 10 RBI. Hymel finished the season with a .310 batting average and a school-record 25 home runs to go along with 79 RBI. Hymel, Mouton, pitcher Chad Ogea and first baseman Johnny Tellechea were named to the College World Series All-Tournament team.

Mouton batted .429 in the Series with three homers and 10 RBI; Ogea earned wins over Florida and Wichita State, compiling a 1.74 ERA in 10 1/3 innings; Tellechea hit .438 with two doubles, one RBI and five runs.

LSU culminated its championship year on July 9, 1991, with a trip to the White House. President George Bush recognized the Tigers in a special Rose Garden ceremony which also honored major league legends Joe DiMaggio and Ted Williams. LSU became only the third collegiate baseball team to receive an invitation to the White House.

(Right) Pitcher Paul Byrd holds the championship trophy during the celebration at Alex Box Stadium.

(Below) President George Bush saluted the Tigers in a Rose Garden ceremony which also honored baseball legends Joe DiMaggio and Ted Williams. The Tigers gave the President an LSU jersey embroidered with the No. 2, Bush's jersey number as a college baseball player at Yale.



1991 COLLEGE WORLD SERIES FACTS

CWS Records Set By LSU

Team Series

Most Runs Per Game - 12 (48 runs in four games)

Highest Slugging Percentage - .603 (88 total bases/146 at-bats)

Highest Fielding Percentage - .993 (one error in 148 chances)

Team Single Game

Most Players Used (Both Teams) - 38, LSU vs. Florida (June 5)

Team Championship Game

Most Hit Batsmen - 3, LSU vs. Wichita State (June 8)

Championship Game Attendance

16,612 - LSU vs. Wichita State (June 8)

Individual Series

Highest Slugging Percentage - 1.357 (19 total bases/14 at-bats), Gary Hymel

CWS Records Tied By LSU

Team Series

Most Home Runs - 9 (four games)

Team Championship Game

Most Sacrifice Flies - 1, LSU vs. Wichita State (June 8)

Most Sacrifice Flies (Both Teams) - 2, LSU (1) vs. Wichita St. (1)

Most Hit Batters (Both Teams) - 3, LSU (0) vs. Wichita State (3)

Individual Series

Most Home Runs - 4, Gary Hymel (four games)

Most Hit by Pitch - 3, Gary Hymel (four games)

Individual Championship Game

Most Sacrifice Flies - 1, Rich Cordani, LSU vs. Wichita State

Individual Career

Most Home Runs - 4, Gary Hymel (1990-91)

4, Lyle Mouton (1990-91)

1991 College World Series All-Tournament Team

CatcherGary Hymel, LSU
First BaseJohnny Tellechea, LSU
Second BaseMike McCafferty, Creighton
Third BaseJason Giambi, Long Beach State
ShortstopKevin Polcovich, Florida
OutfieldLyle Mouton, LSU
OutfieldJim Audley, Wichita State
OutfieldSteve Hinton, Creighton
Designated HitterMario Linares, Florida
PitcherKennie Steenstra, Wichita State
PitcherChad Ogea, LSU

Most Outstanding Player

Gary Hymel, LSU



Assistant Coach Smoke Laval meets with President Bush.



LSU outscored its four CWS opponents, 48-15.

INTRO

THIS IS LSU

PREVIEW

TIGERS

COACHES

REVIEW

HISTORY

RECORDS

LSU



INTRO

THIS IS LSU

PREVIEW

TIGERS

COACHES

REVIEW

HISTORY

RECORDS

LSU

1993

FINAL RECORD: 53-17-1

PLAYERS

Kevin Ainsworth, OF
 Adrian Antonini, C
 Wade Bagley, C
 Scott Berardi, C
 Harry Berrios, OF
 Dustin Brandon, INF
 Matt Chamberlain, RHP
 Chad Cooley, OF
 Brian Daugherty, INF
 Jim Greeley, OF
 Ryan Huffman, OF
 Will Hunt, LHP
 Kenny Jackson, IB
 Russ Johnson, SS
 Tim Lanier, C
 Brett Laxton, RHP
 Antonio Leonardi-Cattolica, RHP
 Matt Malejko, RHP
 Bhrett McCabe, RHP
 Gregg Moock, RHP
 Warren Morris, INF
 Jeff Naquin, RHP
 Mike Neal, OF
 Ronnie Rantz, LHP
 Armando Rios, OF
 Trey Rutledge, RHP
 Henri Saunders, RHP
 Scott Schultz, RHP
 Tom Schwier, INF
 Mike Sirotko, LHP
 Mark Stocco, OF
 Sean Teague, RHP
 Todd Walker, 2B
 Kevin Ward, C
 Jason Williams, 3B
 Brad Wilson, INF
 Brian Winders, RHP

COACHES

Skip Bertman - Head Coach
 Smoke Laval - Asst. Coach
 Mike Bianco - Asst. Coach
 Beetle Bailey - Admin. Assistant
 Rick Smith - Volunteer Asst. Coach

MANAGERS

Dirck Decoteau
 Jason Decoteau

TRAINERS

Jim Mensch
 Stacy LeCompte



A century of baseball excellence was culminated in June, 1993, as LSU captured its second NCAA title in three years with an 8-0 victory over Wichita State in the College World Series final. In the 100th anniversary season of the Fighting Tiger program, head coach Skip Bertman and his players reinforced LSU's status as the nation's premier baseball power.

The Tigers began the 1993 campaign as the nation's No. 1 team in all three of the college baseball polls. The Tigers' pre-conference scheduled featured a 12-game winning streak which extended

through the month of March as LSU prepared to defend its SEC title. The Tigers' drive to win their fourth straight league crown was spearheaded by Todd Walker, who established an SEC single-season record with a 33-game hitting streak. The regular-season also featured a "Turn Back the Clock" game against Tulane in Alex Box Stadium, as players from both teams wore old-fashioned uniforms and used wooden bats. The Tigers defeated the Green Wave 6-3 in a game which commemorated LSU's 100-year baseball history.

LSU went on to become the first team in league annals to win four straight

SEC championships and, after a 9-4 win over South Alabama in the NCAA South Regional final at Alex Box Stadium, the Tigers advanced to the College World Series for the sixth time in eight seasons.

The Tigers returned to Omaha's Rosenblatt Stadium for another National Championship crusade. The fifth-seeded Tigers disposed of fourth-seeded Long Beach State to open the Series as left fielder Jim Greeley launched two home runs and collected a personal-best five RBI. Left-hander Mike Sirotko handcuffed the 49ers with a three-hit, nine strikeout performance.



The June 13, 1993, headline of the Baton Rouge Advocate heralds LSU's second CWS title.



Team captain Mike Neal proclaims LSU No. 1 after the Tigers' 8-0 victory over Wichita St.



(left) The 1993 National Champions were honored with a celebration in Tiger Stadium the morning after the CWS triumph.

(below) Todd Walker (left), Brett Laxton (center) and Skip Bertman met with CBS reporter Lesley Visser after the CWS title game.



Mike Sirotka recorded two complete-game victories in the 1993 CWS.

LSU posted a furious rally against top-seeded Texas A&M in the next round, overcoming a 7-2 deficit and grabbing a 9-8 lead on an eighth inning single by Armando Rios. Then, with the bases loaded, Todd Walker provided one of the series' most scintillating moments, unloading his third grand slam of the season to cap the 13-8 triumph.

The momentum generated by the win over the Aggies was vanquished three days later as Long Beach State rallied for an improbable 10-8 victory, striking for four runs in their final at-bat.

Now LSU faced a third meeting with Long Beach, with the winner advancing to the World Series championship game. The Tigers, on the strength of a two-run double by Rios, tied the game 5-5 in the bottom of the ninth before Walker delivered the game-winning single for a thrilling 6-5

victory. LSU was one victory away from fulfilling a season-long dream.

LSU faced Wichita State in the national championship game for the second time in three years, and unlike the first meeting in 1991, this game offered little suspense. Todd Walker's two-run homer in the first inning began LSU's surge to another World Series title. LSU added three runs in the second inning as Armando Rios sandwiched a sacrifice fly between RBI singles by Walker and by Jason Williams.

While the Tigers bolted to the big lead, freshman right-hander Brett Laxton was in the process of making College World Series history. Relying primarily on an exploding fastball with an occasional paralyzing slider, Laxton set a CWS championship game record with 16 staggering strikeouts. Laxton limited Wichita State to a mere three hits while retiring 16 of the final 20 Shocker batters, including Wichita State's last hope, outfielder Carl Hall, who flied weakly to Harry Berrios in right field to conclude the Tigers' 8-0 triumph. For the second time in three years, an unquenchable desire for victory was LSU's most prominent characteristic as it catapulted the Tigers to college baseball's summit.

Todd Walker was named the Most Outstanding Player of the Series and was joined on the All-Tournament team by Mike Sirotko, Brett Laxton, Adrian Antonini, Jim Greely and Armando Rios. Walker, the 1993 SEC Player of the Year, recorded a conference-record 102 RBI on the season and surpassed Albert Belle as LSU's all-time RBI leader with 175.

Mike Sirotko ended a fantastic four-year career as LSU's career leader in innings pitched with 372. He tied Ben McDonald's school record with 10 complete games, including eight in his final nine starts. Laxton's dazzling performance in the national title game capped a phenomenal season as the National Freshman of the Year was 12-1 with an SEC-best 1.98 ERA.

The 1993 team was expertly guided by Skip Bertman, who for the third time in his 10-year career was named National Coach of the Year. The Tigers completed the year with a 53-17-1 record, marking LSU's fifth-straight 50-win season, a feat unmatched by any other school.

1993 COLLEGE WORLD SERIES FACTS

CWS Records Set By LSU

Individual Championship Game

Most Strikeouts - 16, Brett Laxton, LSU vs. Wichita State

Most Sacrifice Flies - 2, Armando Rios, LSU vs. Wichita State

CWS Records Tied By LSU

Team Championship Game

Most Sacrifice Flies - 2, LSU vs. Wichita State

Most Strikeouts (Both Teams) - 22, LSU vs. Wichita State

Individual Championship Game

Fewest Hits Allowed - 3, Brett Laxton, LSU vs. Wichita State

Most Putouts - 16, Adrian Antonini, LSU vs. Wichita State

1993 College World Series All-Tournament Team

Catcher	Adrian Antonini, LSU
First Base	Hunter Triplett, Oklahoma State
Second Base	Todd Walker, LSU
Third Base	Casey Blake, Wichita State
Shortstop	Jason Adams, Wichita State
Outfield	Jim Greely, LSU
Outfield	Jason Heath, Oklahoma State
Outfield	Armando Rios, LSU
Designated Hitter	Jeff Liefer, Long Beach State
Pitcher	Brett Laxton, LSU
Pitcher	Mike Sirotko, LSU

Most Outstanding Player

Todd Walker, LSU



The Tigers won their second NCAA title in the 100th anniversary season of LSU Baseball.



1996

FINAL RECORD: 52-15

PLAYERS

Jason Albritton, RHP
 T.J. Arnett, RHP
 Tom Bernhardt, OF
 Eric Berthelot, LHP
 John Blancher, INF
 Justin Bowles, RF
 Matt Colvin, LHP
 Patrick Coogan, RHP
 Chad Cooley, LF
 Casey Cuntz, INF
 Brian Daugherty, RHP
 Chris Demouy, LHP
 Nathan Dunn, 3B
 Jake Esteves, RHP
 Eddy Furniss, IB
 Dan Guillory, RHP
 Jeff Harris, RHP
 James Hemphill, OF
 Conan Horton, C
 Sonny Knoll, RHP
 Mike Koerner, CF
 Tim Lanier, C
 Brett Laxton, RHP
 Antonio Leonardi-Cattolica, RHP
 Trey McClure, INF
 Jeramie Moore, IB
 Warren Morris, 2B
 Joey Painich, RHP
 Keith Polozola, INF
 Kevin Shipp, RHP
 Jeremy Tyson, RHP
 Kevin Ward, C
 Jason Williams, SS
 Brad Wilson, DH
 Jeremy Witten, OF
 Eddie Yarnall, LHP

COACHES

Skip Bertman - Head Coach
 Jim Schwanke - Assistant Coach
 Mike Bianco - Assistant Coach
 Dan Canevari - Admin. Assistant
 Daniel Tomlin - Volunteer Asst. Coach

MANAGERS

Mike Boniol
 Jimmy Goins
 Wes Penn

TRAINERS

Jim Mensch
 Lara McNeely



Second baseman Warren Morris launched a two-out, two-run homer in the bottom of the ninth inning to lift LSU to a pulsating 9-8 victory over Miami (Fla.) in the 1996 College World Series final. The blast marked the first time in the 50-year history of the CWS that a team had won the national championship with a homer in the bottom of the ninth.

As the ball cleared the right-field fence and landed in the third row of the bleachers, Morris raised his arms into the air triumphantly as he rounded first base. Upon reaching home plate, he was mobbed by his jubilant teammates

and cheered by 23,905 fans who had just witnessed the greatest finish in CWS annals.

The LSU Tigers, for the third time in six seasons, were the champions of collegiate baseball.

Fittingly, it was the only home run of the season for Morris, as the Alexandria, La., native had missed 39 games due to a broken hamate bone in his right hand. He returned to the LSU lineup for the NCAA South II Regional, and he led the Tigers to eight straight victories, with the final win giving his team the national title.

LSU became just the seventh school to win three

or more CWS titles in the 50-year history of the event, and Skip Bertman became only the sixth coach to win three or more baseball national championships. LSU also became only the third school to win three national titles in one decade (1991, 1993, 1996).

The CWS championship capped a long list of achievements for the 1996 Tigers, including establishing an SEC record with 131 home runs on the season. The Tigers posted a 52-15 record, marking LSU's sixth 50-win season in eight years and the seventh in school history. LSU recorded a 20-10 SEC mark, sharing the conference title with



The June 9, 1996, headline of the Baton Rouge Sunday Advocate heralds LSU's CWS title.



All-American Eddie Yarnall earned CWS victories over Wichita State and Florida.



Seniors Chad Cooley (left) and Tim Lanier display the gold jersey LSU wore during its national title drive. The jerseys were later auctioned by the Tiger Athletic Foundation, raising \$38,000 for LSU Baseball.



Warren Morris presents his CWS home run bat to LSU athletic director Joe Dean as head coach Skip Bertman looks on. The presentation was made in Alex Box Stadium prior to Team USA's summer tour game versus Australia on June 20, 1996.



Justin Bowles was named to the CWS-All Tournament team.

Florida and Alabama.

Shortstop Jason Williams became the SEC career leader in runs scored (270), and he became LSU's all-time hits leader with 327. First baseman Eddy Furniss, a first-team all-America selection, set the SEC single-season mark for RBI (103) and the LSU single-season home run record (26). Pitcher Eddie Yarnall was also a first-team all-America choice, as he posted an 11-1 record, including two victories in the College World Series.

Furniss and pitcher Chris Demouy were named Academic all-Americans; Furniss had a 3.7 gpa in pre-medicine and Demouy a 3.8 gpa in management. Seven Tigers earned Academic all-SEC recognition, including Furniss, Demouy, Morris (3.5 gpa in zoology), catcher Tim Lanier (3.6 in kinesiology), designated hitter Brad Wilson (3.0 in general studies), catcher Kevin Ward (3.6 in electrical engineering) and pitcher Brian Daugherty (3.1 in kinesiology).

For the third time in six seasons, Bertman was named National Coach of the Year, an honor he received from *Collegiate Baseball*, *Baseball America* and the American Baseball Coaches Association.

LSU was No. 1 in the grandstand as well, as the Tigers led the nation in attendance by drawing a school-record 226,805 fans to Alex Box Stadium.

It was a remarkable season, culminated by arguably the greatest moment in LSU athletic history, a decisive swing of the bat by Warren Morris, who magnificently added his name to the list of Tiger legends.

1996 COLLEGE WORLD SERIES FACTS

CWS Records Set By LSU

Attendance

Session -- 23,905, LSU vs. Miami (Fla.)

Hits

Both Teams, Championship Game -- 29, LSU vs. Miami (Fla.)

Sacrifice Flies

Both Teams, Championship Game -- 5, LSU vs. Miami (Fla.)

Game Time

Championship Game (9-inning game) -- 3:19, LSU vs. Miami (Fla.)

CWS Records Tied By LSU

Saves

Series -- 3, LSU

Doubles

Both Teams, Championship Game -- 6, LSU vs. Miami (Fla.)

1996 College World Series All-Tournament Team

CatcherTim Lanier, LSU
First BaseChris Moller, Alabama
Second BaseRudy Gomez, Miami (Fla.)
Third BasePat Burrell, Miami (Fla.)
ShortstopAlex Cora, Miami (Fla.)
OutfieldJustin Bowles, LSU
OutfieldMichael DeCelle, Miami (Fla.)
OutfieldBrad Wilkerson, Florida
Designated HitterChuck Hazzard, Florida
PitcherJ.D. Arteaga, Miami (Fla.)
PitcherEddie Yarnall, LSU

Most Outstanding Player

Pat Burrell, Miami (Fla.)

INTRO

THIS IS LSU

PREVIEW

TIGERS

COACHES

REVIEW

HISTORY

RECORDS

LSU



1997

FINAL RECORD: 57-13

PLAYERS

Kurt Ainsworth, RHP
 Jason Albritton, RHP
 Blair Barbier, 2B
 Bryon Bennett, OF
 Tom Bernhardt, OF
 Eric Berthelot, LHP
 John Blancher, INF
 Christian Bourgeois, IB
 Matt Colvin, LHP
 Patrick Coogan, RHP
 Brad Cresse, C
 Casey Cuntz, 3B
 Mike Daly, INF
 Brian Daugherty, RHP
 Wes Davis, OF
 Chris Demouy, LHP
 Clint Earnhart, C
 Eddy Furniss, IB
 Jamin Garidel, C
 Dan Guillory, RHP
 Cedrick Harris, OF
 Jeff Harris, RHP
 Cody Hartshorn, RHP
 Courtney Hernandez, C
 Danny Higgins, INF
 Conan Horton, C
 David Hughes, LHP
 Sonny Knoll, RHP
 Mike Koerner, CF
 Brandon Larson, SS
 Antonio Leonardi-Cattolica, RHP
 Jeff Lipari, IB
 Trey McClure, 3B
 Joey Painich, RHP
 Keith Polozola, INF
 Kevin Shipp, RHP
 Antoine Simon, OF
 Johnnie Thibodeaux, INF
 Doug Thompson, RHP
 Drew Topham, INF
 Jeremy Tyson, RHP
 Jeremy Witten, OF

COACHES

Skip Bertman - Head Coach
 Jim Schwanke - Assistant Coach
 Mike Bianco - Assistant Coach
 Daniel Tomlin - Assistant Coach
 Kurt Hester - Strength Coach
 Dan Canevari - Admin. Assistant

MANAGERS

Mike Boniol
 Wes Penn

TRAINERS

Shawn Eddy
 Mike Eisen



On June 7, 1997, the LSU Fighting Tigers justified the pre-season status bestowed upon them by *Baseball America* magazine as college baseball's "Team of the '90s" by defeating Southeastern Conference rival Alabama, 13-6, in the championship game of the College World Series. The game was witnessed by a record crowd of 24,401 in Omaha's Rosenblatt Stadium.

LSU won its fourth NCAA championship of the 1990s (1991, 1993, 1996, 1997), and the Tigers became the first team to win back-to-back titles

since Stanford accomplished the feat in 1987-88. Head coach Skip Bertman joined Rod Dedeaux of Southern California as the only coaches to win four College World Series championships. Bertman was named the 1997 National Coach of the Year, receiving that designation for the fifth time in his storied 14-year career.

Ironically, a month before the title match, the Crimson Tide humiliated the Tigers, 28-2, the worst loss in LSU's 104-year baseball history. But in the CWS championship contest, the Tigers

exploded to a 9-0 lead after two innings and never looked back. LSU won its eighth straight CWS game over two seasons, and the Tigers improved their mark in NCAA (regional and CWS) tournament championship games to a phenomenal 16-0.

Prior to the win over Alabama, the Tigers posted CWS victories over Rice (5-4) and Stanford (10-5 and 13-9). LSU batted .328 (45-for-137) in the Series with seven doubles and 10 home runs. The Tigers averaged better than 10 runs per game in the CWS, outscoring their opponents, 41-24.



The June 13, 1997, headline of the Baton Rouge Advocate heralds LSU's fourth CWS title.



Junior right-hander Patrick Coogan was the ace of the '97 staff as he posted a 14-3 record and a 4.46 ERA with 144 strikeouts in 125 innings.



Senior pitcher Brian Daugherty lifts the 1997 NCAA championship trophy at a special ceremony in the Pete Maravich Assembly Center. Nearly 8,000 fans welcomed the Tigers home the day after their triumph in Omaha, Neb.

The championship game completed a 57-13 campaign for Skip Bertman and his club, as the Tigers established the Southeastern Conference record for most victories in a season. LSU, which returned only two starting position players from its 1996 national championship club, also claimed the '97 SEC championship, the school's sixth conference crown of the 1990s.

LSU roared to a blistering 19-0 start, establishing the SEC mark for most consecutive victories. The Tigers, who began the season ranked No. 8 (*Collegiate Baseball*) and No. 13 (*Baseball America*) in the pre-season polls, ascended to No. 1 by March 10, holding that position for 10 consecutive weeks.

After claiming the SEC title, LSU played host to the NCAA South I Regional, where the Tigers, after suffering a third-round loss to South Alabama, battled back to claim their ninth CWS berth in 12 seasons. LSU posted a thrilling 14-7, 11-inning victory over Long Beach State in an elimination game to force a rematch with South Alabama in the regional championship round. Needing two victories over USA, the Tigers launched eight homers in a doubleheader sweep en route to the regional title. LSU hit .339 (82-for-242) in its six regional games, outscoring the opposition 76-29 while unloading 20 home runs. Third baseman Trey McClure was named the regional's Most Outstanding Player, as he hit .435 (10-for-23) with five doubles, two homers and 10 RBI.

LSU completed the year with an NCAA-record 188 home runs,



Junior right-hander Doug Thompson was the winning pitcher in the 1997 national championship game, working the final 4.2 innings in the 13-6 win over Alabama.



Senior rightfielder Tom Bernhardt led LSU with a .615 batting average in the CWS.

breaking the previous mark of 161 homers set by Brigham Young in 1988. The Tigers homered at least once in all 70 of their games.

All-American junior shortstop Brandon Larson enjoyed a remarkable season, batting .381 on the year with 40 homers and 118 RBI. He established SEC single-season records for homers, RBI and total bases (250), and he became just the fourth player in NCAA history to collect 40 or more homers in a season.

Patrick Coogan (14-3, 4.63 ERA, 144 K), a junior right-hander, earned first-team all-America honors, while first baseman Eddy Furniss (.378, 17 HR, 77 RBI) was a third-team all-America selection. Second baseman Blair Barbier (.353, 15 HR, 57 RBI) earned Freshman all-America recognition.

Also enjoying outstanding campaigns were junior center fielder Mike Koerner (.353, 22 HR, 69 RBI), senior right fielder Tom Bernhardt (.322, 17 HR, 49 RBI) and Doug Thompson (12-3, 4.63 ERA, 158 K), a junior right-hander who earned the victory in the national championship game.

The '97 Tigers magnificently maintained LSU's reign as the "Team of the '90s." Not since Southern California won five straight national titles in the 1970s was one school so dominant in the college baseball landscape.

1997 COLLEGE WORLD SERIES FACTS

CWS Records Set By LSU

Most At-Bats (9-inn. game)

Both Teams, Championship Game -- 79, LSU vs. Alabama

Most Runs

Both Teams, Championship Game -- 19, LSU vs. Alabama

Most RBI

Both Teams, Championship Game -- 19, LSU vs. Alabama

Most Strikeouts (9-inn. game)

Both Teams, Championship Game -- 25, LSU vs. Alabama

CWS Records Tied By LSU

Most Home Runs

Team, Game -- 5, LSU vs. Stanford

Most Pitchers Used

Team, Game -- 7, LSU vs. Stanford

Most Hit Batters

Both Teams, Game -- 4, LSU vs. Stanford

Most At-Bats (9-inn. game)

Individual, Championship Game --

6, Brandon Larson, LSU vs. Alabama

6, Mike Koerner, LSU vs. Alabama

Most Wild Pitches

Individual, Game -- 3, Patrick Coogan, LSU vs. Alabama

Team, Game -- 4, LSU vs. Alabama

Most Runs

Team, Championship Game -- 13, LSU vs. Alabama

Most RBIs

Team, Championship Game -- 13, LSU vs. Alabama

Most Doubles

Both Teams, Championship Game -- 6, LSU vs. Alabama

1997 College World Series All-Tournament Team

CatcherMatt Frick, Alabama
First BaseEddy Furniss, LSU
Second BaseJoe Caruso, Alabama
Third BaseAndy Phillips, Alabama
ShortstopBrandon Larson, LSU
OutfieldMike Koerner, LSU
OutfieldTom Bernhardt, LSU
OutfieldG.W. Keller, Alabama
Designated HitterMark Peer, Alabama
PitcherJeff Austin, Stanford
PitcherJarrod Kingrey, Alabama

Most Outstanding Player

Brandon Larson, LSU



INTRO

THIS IS LSU

PREVIEW

TIGERS

COACHES

REVIEW

HISTORY

RECORDS

LSU

2000

FINAL RECORD: 52-17

PLAYERS

Jeremy Alford, OF
 Blair Barbier, 3B
 Christian Bourgeois, OF
 Billy Brian, P
 Victor Brumfield, INF
 Brad Cresce, C
 Mike Daly, INF
 Brad David, P
 Thomas Evans, INF
 Mike Fontenot, 2B
 Jamin Garidel, C
 Hunter Gomez, P
 Weylin Guidry, P
 Cedrick Harris, OF
 Brad Hawpe, IB
 Trey Hodges, P
 Ryan Jorgensen, C
 Jeff Lipari, IB
 Jeremy Loftice, P
 Billy McBride, OF
 Heath McMurray, P
 Nathan Meiners, C
 David Miller, P
 Tommy Morel, OF
 Tim Nugent, P
 Bo Pettit, P
 Wally Pontiff, OF
 David Raymer, OF
 Ryan Richard, P
 Ben Saxon, P
 Jason Scobie, P
 David Shank, P
 Antoine Simon, OF
 Chucky Son, P
 Brian Tallet, P
 Sam Taulli, P
 Ryan Theriot, SS
 Johnnie Thibodeaux, OF
 Chad Vaught, P
 Jeremy Witten, OF
 Ray Wright, OF
 Shane Youman, P

COACHES

Skip Bertman - Head Coach
 Dan Canevari - Assistant Coach
 Turtle Thomas - Assistant Coach
 Bill Dailey - Assistant Coach
 Curtis Tsuruda - Strength Coach
 Bill Franques - Admin. Assistant

MANAGERS

Jody Autery
 Mike Boniol
 Johnny Collins
 Wes Penn
 Joey Quilio

TRAINERS

Shawn Eddy
 Shaun Duhe



Trailing Stanford 5-2 with one out in the bottom of the eighth inning of the 2000 national championship game, the LSU Tigers appeared to have little hope, especially with Cardinal ace Justin Wayne on the mound. Wayne had subdued LSU's bats, allowing no hits while recording seven strikeouts in 3.1 relief innings. In fact, Wayne and Stanford starter Jason Young had combined to hold the Tigers hitless since the second inning, when left field Jeremy Witten singled during a two-run LSU rally.

LSU's only highlight after the second inning had come on defense, when right fielder Ray Wright robbed Stanford's Edmund Muth of a third-inning, two-run homer by leaping above the wall to make a sensational catch.

Thus, when LSU team captain Blair Barbier stepped to the plate with one out in the eighth, everything pointed toward a Stanford victory celebration. After all, the Cardinal were just five outs away from a national championship with arguably the best pitcher in the country on the mound.

Barbier, undaunted, envisioned a much different scenario. Prior to the inning, he had gathered his teammates in the dugout, imploring them to remain focused, asking them, "DO YOU BELIEVE?" He hoped his words would spark a positive reaction, yet he knew they would be meaningless should he fail in this at-bat, likely the final at-bat of the senior third baseman's brilliant college career.

So, Barbier stood in against Wayne and battled for his team's survival. He stubbornly fouled off several two-strike offerings, before finally



The June 18, 2000, headline of the Baton Rouge Sunday Advocate heralds LSU's CWS title.



Pitcher Trey Hodges was voted the Most Outstanding Player of the 2000 CWS.



ripping a line drive over the left field wall of Rosenblatt Stadium. Barbier's solo shot was his third homer of the College World Series, and the Tigers had life, now down by two runs.

Wally Pontiff then drew a walk from Wayne, but the Stanford right-hander retired center fielder Cedrick Harris on a fly ball to right field for the second out. Witten, who was hitting just .200 (3-for-15) in the CWS, would be Wayne's next challenge.

In his only other at-bat against Wayne, Witten, a fifth-year senior, fanned on just three pitches. And, in this at-bat, Witten again quickly fell behind in the count. Knowing that this was perhaps the final at-bat of his college career, indeed the final at-bat of his entire baseball career, Witten would not succumb to Wayne's darting slider. Instead, he launched a soaring liner into the left-center field seats, just out of the reach of Cardinal left fielder Andy Topham.

The Rosenblatt Stadium crowd of over 24,000 erupted as Witten triumphantly rounded the bases, celebrating just his seventh homer of the season. LSU 5, Stanford 5 . . . and the drama was just beginning.

Wayne retired Wright on a liner to left to end the eighth inning, but Stanford could not recover its lost momentum. LSU right-hander Trey Hodges, who had kept the Tigers in the game with three scoreless relief innings, easily retired the Cardinal in the top of the ninth, setting the stage for the game's final act.

LSU shortstop Ryan Theriot grounded Wayne's first pitch of the ninth into left field to place the winning run on first base. Head coach Skip Bertman, electing not to bunt Theriot down to second base, allowed second baseman Mike Fontenot to swing away. Fontenot skillfully drew a full-count walk from Wayne, placing the Tigers' destiny in the potent bat of catcher Brad Cresse.

Cresse, like Barbier and Witten before him, was standing at the plate for the final time in an LSU uniform. The nation's leader in home runs (30) and RBI (105), the senior was just 1-for-12 in the College World Series. He had struck out in his two previous at-bats against Wayne, who desperately needed a double play to work his way out of the jam.

As he had in his first two encounters with Cresse, Wayne opened with his devastating slider. Strike one. Wayne fired the slider again, but this time Cresse smashed it, sending the ball sharply into left field. Theriot raced around third base as Topham picked up the ball and heaved it toward home plate. But, the throw was up the line and Theriot slid safely across the plate as his teammates burst from the third-base dugout to embrace him. The wave of jubilant Tigers then moved to the infield, engulfing Cresse at first base.

LSU 6, Stanford 5. The Tigers had secured the school's fifth NCAA title since 1991 with a courageous effort, scoring four runs in their final two at-bats to erase a three-run deficit. Blair Barbier's eighth-inning challenge to his teammates was answered in resounding fashion. The 2000 LSU Tigers, without question, did believe.



The Tigers posted a 52-17 record, including a 13-0 post-season mark.



Team captain Blair Barbier displays the NCAA Championship trophy to the throng of fans that welcomed home the Tigers.

2000 COLLEGE WORLD SERIES FACTS

CWS Records Set or Tied by LSU

Records Broken

Hit Batters, Game, Both Teams - 6, Stanford (4) vs. LSU (2), June 17
Balks, Series, Team - 3, LSU

Records Tied

Hit by Pitch, Series, Individual - 3, Blair Barbier, LSU
Balks, Series, Individual - 2, Trey Hodges, LSU

2000 College World Series All-Tournament Team

Catcher	Beau Craig, Southern California
First Base	Craig Thompson, Stanford
Second Base	Mike Fontenot, LSU
Third Base	Blair Barbier, LSU
Shortstop	Ryan Theriot, LSU
Outfield	Steven Feehan, Louisiana-Lafayette
Outfield	Edmund Muth, Stanford
Outfield	Joe Borchard, Stanford
Designated Hitter	Brad Hawpe, LSU
Pitcher	Trey Hodges, LSU
Pitcher	Jon McDonald, Florida State

Most Outstanding Player

Trey Hodges, LSU

INTRO

THIS IS LSU

PREVIEW

TIGERS

COACHES

REVIEW

HISTORY

RECORDS

LSU



INTRO

THIS IS LSU

PREVIEW

TIGERS

COACHES

REVIEW

HISTORY

RECORDS

LSU

LSU 8, Florida 1 - May 31, 1991

ROSENBLATT STADIUM - OMAHA, NEB.

FLORIDA	AB	R	H	RBI	LSU	AB	R	H	RBI
Majeski, lf	5	0	2	0	Johnson, 2b	3	2	1	0
Polcovich, ss	2	0	1	0	Rios, cf	5	1	1	0
Killen, lb	4	0	0	0	Mouton, rf	4	3	3	5
Perry, 3b	4	1	0	0	Cordani, lf	4	0	1	1
Purvis, rf	4	0	1	0	Hymel, c	2	0	1	1
Linares, c	3	0	0	0	Garrity, dh	3	1	1	1
Duva, cf	3	0	0	0	Tellechea, lb	3	0	2	0
Bell, ph	1	0	1	0	C. Moock, 3b	4	0	1	0
Camposano, dh	4	0	0	0	Sheets, ss	3	1	0	0
Rich, 2b	4	0	1	0	Johnson, 2b	2	0	1	0
TOTALS	34	1	8	0	TOTALS	31	8	11	8
Florida	0	0	0	1	0	0	0	0	1
LSU	1	0	0	2	1	0	4	0	8

E-Rich, DP-Florida 4, LSU 1. LOB-Florida 9, LSU 6. 2B-Perry (2). 1B-Majeski (3). HR-Mouton 2 (12), Garrity (2). SB-Majeski (24). SF-Hymel.

FLORIDA	IP	H	R	ER	BB	SO
Burke (L, 8-5)	4.0	6	3	3	1	3
Scott	2.0*	3	4	4	2	1
Pricher	1.0	2	1	1	1	0
Bonanno	1.0	0	0	0	0	0
LSU	IP	H	R	ER	BB	SO
Byrd	4.2	4	1	1	3	2
Ogea (W, 13-5)	2.1	1	0	0	0	4
LaRosa	1.0	2	0	0	0	2
Greene	1.0	1	0	0	0	1

* Scott faced three batters in seventh.

HBP-Johnson by Scott, Hymel by Pricher. WP-Burke. PB-Linares. U-Yeast, Patch, Lopina, Hagler. T-2:59. A-12,403.

LSU 15, Fresno State 3 - June 2, 1991

ROSENBLATT STADIUM - OMAHA, NEB.

LSU	AB	R	H	RBI	FRESNO STATE	AB	R	H	RBI
Tk Johnson, 2b	3	0	0	1	Noel, cf	5	0	1	0
Neal, 2b	1	0	0	1	Romero, 2b	4	0	0	0
Rios, cf	5	0	0	0	Wood, ss	4	0	3	0
Mula, ph-cf	0	0	0	0	Td Johnson, c	4	0	1	0
Mouton, rf	3	1	1	1	Togher, lb	4	0	0	0
Berrios, ph-rf	2	0	0	0	Judice, rf	2	1	0	0
Cordani, lf	5	1	2	0	Champlin, dh	2	0	0	0
Hymel, c	4	2	2	3	Bonifazio, ph	1	0	0	0
Antonini, ph-c	2	0	0	0	E. Greene, ph	0	1	0	0
Garrity, dh	3	3	1	0	Falco, 3b	4	1	2	2
Cook, ph	1	1	1	0	Spearman, lf	3	0	0	0
Tellechea, lb	5	3	3	1	Brown, ph	1	0	0	1
C. Moock, 3b	3	1	3	3					
Garcia, 3b	0	1	0	0					
Sheets, ss	4	2	2	4					
TOTALS	41	15	15	14	TOTALS	34	3	7	3
LSU	0	3	0	4	1	3	0	0	4
Fresno State	0	2	0	0	0	0	0	1	3

E-Tk Johnson, Spearman, Td Johnson, Judice, Togher, Patterson. DP-LSU 1, FSU 1. LOB-LSU 8, FSU 7. 2B-Tellechea 2 (23), C. Moock (7), Wood (17). 3B-C. Moock (3), Cook (1), Sheets (4). HR-Hymel 2 (23), Falco (11). CS-Mouton. SH-Sheets. SF-Tk Johnson.

LSU	IP	H	R	ER	BB	SO
Sirotko (W, 11-0)	6.0	5	2	2	2	2
LaRosa	2.0	1	0	0	0	0
R. Greene	1.0	1	1	1	1	1
FRESNO STATE	IP	H	R	ER	BB	SO
Saitz (L, 8-6)	3.1	6	7	5	2	2
Salazar	2.1	5	4	4	2	1
Greenlee	0.1*	1	0	0	1	0
Minor	2.0*	3	4	3	1	0
Patterson	1.0	0	0	0	1	2

* Greenlee pitcher to two batters in seventh.

Minor pitched to four batters in ninth. WP-Saitz, R. Greene. U-Rosenberry, Yeast, Pedersen, Lopina. T-2:55. A-16,329.

LSU 19, Florida 8 - June 5, 1991

ROSENBLATT STADIUM - OMAHA, NEB.

LSU	AB	R	H	RBI	FLORIDA	AB	H	R	RBI
Johnson, 2b	5	4	3	2	Majeski, lf	5	0	1	0
Rios, cf	3	3	0	1	Polcovich, ss	4	2	3	0
Mula, ph-cf	1	0	0	0	MacDonald, ss	0	0	0	0
Mouton, rf	3	2	2	4	Killen, lb	4	2	2	1
Berrios, ph-rf	1	1	0	0	Knight, lb	0	0	0	0
Cordani, lf	3	1	0	1	Perry, 3b	4	1	3	1
Hymel, c	5	3	3	6	Russo, 3b	1	0	0	0
Garrity, dh	4	1	0	0	Purvis, rf	5	1	1	0
Cook, ph	1	0	0	0	Linares, c	4	2	3	6
Tellechea, lb	5	2	2	0	Valdes, 2b	1	0	0	0
C. Moock, 3b	5	2	2	2	Duva, cf	4	0	0	0
Garcia, ph-3b	1	0	1	0	Camposano, dh	4	0	0	0
Sheets, ss	5	0	0	0	Rich, 2b	3	0	0	0
Neal, ph-ss	1	0	1	0	Bell, c	1	0	0	0
TOTALS	43	19	14	16	TOTALS	40	8	13	8
LSU	3	0	0	5	5	3	0	3	19
Florida	2	0	0	0	2	0	3	1	8

E-Polcovich, Purvis, Valdes. LOB-LSU 10, Florida 8. 2B-C. Moock (8), Killen (15). HR-Hymel 2 (25), Linares 2 (14), Mouton (13). SB-Rios (4), Polcovich (20), Perry (9). SF-Cordani.

LSU	IP	H	R	ER	BB	SO
Byrd (W, 8-3)	5.0	9	4	4	2	5
Ogea	1.0	0	0	0	0	0
LaRosa	1.0	3	3	3	0	1
Herry	1.0	1	1	1	1	2
Greene	1.0	0	0	0	0	2
FLORIDA	IP	H	R	ER	BB	SO
Corbitt (L, 2-1)	3.1	6	8	8	4	1
Bonanno	0.2*	1	2	2	1	0
Pricher	4.0	4	6	3	3	3
Brennan	0.0*	1	3	2	1	0
McClellan	1.0	2	0	0	1	2

* Bonanno pitched to two batters in fifth. Brennan pitched to three batters in ninth.

HBP-Mouton and Hymel by Bonanno. WP-Herry, McClellan. PB-Hymel. U-Patch, Lopina, Rosenberry, Yeast. T-3:35. A-13,613.

LSU 6, Wichita State 3 - June 8, 1991

ROSENBLATT STADIUM - OMAHA, NEB.

LSU	AB	R	H	RBI	WICHITA STATE	AB	R	H	RBI
Johnson, 2b	4	1	1	0	Hall, 2b	3	1	2	0
Rios, cf	3	3	2	2	Wimmer, ss	4	0	1	0
Mouton, rf	4	2	0	0	Audley, cf	3	1	0	1
Cordani, lf	4	0	1	3	Mirabelli, c	3	0	0	0
Hymel, c	3	0	1	0	T. Dreifort, rf	3	0	1	1
Garrity, dh	4	0	2	1	Jones, 3b	3	0	0	0
Tellechea, lb	3	0	0	0	McClighn, dh	1	0	0	0
C. Moock, 3b	3	0	0	0	D. Dreifort, dh	3	0	0	0
Sheets, ss	3	0	1	0	White, lb	4	0	0	0
					Tilma, lf	3	1	1	1
TOTALS	31	6	8	6	TOTALS	30	3	5	3
LSU	2	2	0	2	0	0	0	0	6
Wichita State	1	0	0	1	0	0	0	1	3

E-Green. DP-LSU 1, WSU 3. LOB-LSU 7, WSU 5. 2B-Rios (11). 3B-Cordani (3). HR-Rios (4), Tilma (6). SB-Hall 3 (59), Wimmer (54). SF-Cordani, T. Dreifort.

LSU	IP	H	R	ER	BB	SO
Ogea (W, 14-5)	7.0*	4	3	2	4	3
Greene (S, 14)	2.0	1	0	0	0	2
WICHITA STATE	IP	H	R	ER	BB	SO
Green (L, 11-2)	3.0*	5	4	4	3	3
D. Dreifort	4.1	3	2	2	2	1
Bluma	1.2	0	0	0	0	2

* Ogea pitched to two batters in eighth. Green pitched to one batter in fourth.

HBP-Hymel by Green. Rios and C. Moock by D. Dreifort. PB-Hymel. U-Hagler, Patch, Rosenberry, Pedersen, Lopina, Yeast. T-2:54. A-16,612.

LSU 7, Long Beach State 1 - June 4, 1993

ROSENBLATT STADIUM - OMAHA, NEB.

LSU	AB	R	H	RBI	LONG BEACH ST.	AB	R	H	RBI
Williams, 3b	3	0	1	0	Cradle, cf	4	0	1	0
Rios, cf	4	1	0	0	Martins, 2b	3	0	1	0
Johnson, ss	5	1	3	2	Swanson, lb	3	0	0	0
Walker, 2b	4	0	0	0	Davis, ph	1	0	0	0
Berrios, rf	4	0	1	0	Curtis, rf	3	0	0	0
Neal, dh	4	1	1	0	Smith, dh	3	0	0	0
Antonini, c	2	1	0	0	Rodriguez, ss	3	0	0	0
Huffman, pr	0	1	0	0	Davisson, lf	3	0	0	0
Berardi, c	0	0	0	0	Whatley, c	3	1	1	0
Greely, lf	4	2	2	5	Falsken, 3b	3	0	0	0
Jackson, lb	4	0	0	0					
TOTALS	34	7	8	7	TOTALS	29	1	3	0
LSU	0	0	0	0	0	0	3	2	2
Long Beach St.	0	0	0	0	0	1	0	0	1

E-Falsken, Sirotko. DP-LSU 1, LBS 2. LOB-LSU 6, LBS 2. 2B-Cradle (13), Whatley (8), Neal (19). HR-Greely 2 (5), Johnson (8). SB-Williams (12). CS-Martins.

LSU	IP	H	R	ER	BB	SO
Sirotko (W, 11-5)	9.0	3	1	0	0	9

LONG BEACH STATE	IP	H	R	ER	BB	SO
Choi (L, 16-2)	7.1	5	5	5	4	3
Gonzalez	0.2	1	0	0	0	0
Goldstein	0.1	1	2	2	2	1
Wise	0.2	1	0	0	0	0

WP-Choi, Gonzalez. U-Jenkins, Thompson, Garman, L'Heureux. T-2:40. A-16,963.

LSU 13, Texas A&M 8 - June 6, 1993

ROSENBLATT STADIUM - OMAHA, NEB.

TEXAS A&M	AB	R	H	RBI	LSU	AB	R	H	RBI
Harlan, lf	4	2	2	1	Williams, 3b	5	2	0	0
Harris, ss	5	1	1	1	Rios, cf	4	3	2	2
Thomas, cf	5	1	2	1	Johnson, ss	3	2	1	0
Curl, lb	5	2	1	0	Walker, 2b	4	3	1	6
Lewis, c	5	1	1	1	Berrios, rf	5	0	1	2
Trimble, dh	1	1	1	0	Neal, dh	3	1	1	1
Minor, ph-dh	3	1	1	1	Greely, lf	3	0	2	0
Gonzalez, 2b	4	0	1	0	Cooley, pr-lf	0	0	0	0
Fedora, 3b	3	1	3	3	Antonini, c	3	1	1	0
Claybrook, rf	2	0	0	0	Jackson, lb	4	1	1	1
Smith, ph-rf	2	0	0	0					
TOTALS	39	8	13	8	TOTALS	34	13	10	12
Texas A&M	0	0	0	2	5	1	0	0	0
LSU	0	0	0	2	4	0	1	6	x

E-Harris 2, Curl, Lewis, Greely, Moore, Walker. DP-A&M 2. LOB-A&M 14, LSU 4. 2B-Trimble (10), Harris (9), Jackson (17). HR-Walker (20). SB-Thomas (21). SF-Neal, Fedora.

TEXAS A&M	IP	H	R	ER	BB	SO
Moore	6.2	5	7	3	5	6
Clemons (L, 6-2)	1.1	5	6	6	1	0

LSU	IP	H	R	ER	BB	SO
Laxton	4+	7	4	4	3	4
Hunt	1.0	2	3	3	3	0
Malejko	1+	2	1	0	0	1
Schultz (W, 7-3)	2+	2	0	0	1	4
Rutledge	1.0	0	0	0	0	0

Laxton pitched to two batters in fifth. Malejko pitched to one batter in seventh. Schultz pitched to one batter in ninth.
HBP-Curl by Hunt, Harlan by Malejko. WP-Moore 2, Laxton, Schultz. U-Graham, Jenkins, January, Garman. T-3:43. A-18,316.

Long Beach State 10, LSU 8 - June 9, 1993

ROSENBLATT STADIUM - OMAHA, NEB.

LSU	AB	R	H	RBI	LONG BEACH ST.	AB	R	H	RBI
Williams, 3b	4	0	0	0	Cradle, cf	5	0	1	0
Rios, cf	4	1	2	1	Martins, 2b	3	2	0	0
Johnson, ss	4	1	1	0	Swanson, lf	3	2	2	1
Walker, 2b	3	1	0	0	Davis, ph-lf	1	1	1	2
Berrios, rf	5	1	1	0	Curtis, rf	4	2	2	2
Neal, dh	4	2	1	0	Liefer, dh	4	2	3	3
Greely, lf	4	1	3	2	Rodriguez, ss	5	0	1	1
Antonini, c	3	0	1	1	Smith, lb	3	1	2	1
Jackson, lb	4	1	1	0	Whatley, c	3	0	1	0
					Falsken, 3b	2	0	1	1

TOTALS	35	8	10	4	TOTALS	33	10	14	10
LSU	0	2	0	0	0	6	0	0	8
Long Beach St.	1	1	0	0	3	0	1	x	10

E-Johnson, Martins 2. DP-LSU 2, LBS 1. LOB-LSU 8, LBS 9. 2B-Berrios (22), Greely (9), Smith (8). 3B-Greely (1). HR-Liefer (12), Davis (5), Curtis (12). SB-Rios 2 (20), Liefer (8). CS-Rios, Smith 2, Antonini. SH-Whatley. SF-Smith.

LSU	IP	H	R	ER	BB	SO
Chamberlain	4.1	6	5	4	4	2
Hunt	2.2+	4	2	2	2	1
Sirotko (L, 11-6)	1.0	4	3	3	0	0

LONG BEACH STATE	IP	H	R	ER	BB	SO
Fontes	2.0	2	2	2	2	1
Goldstein	3.2	7	5	3	4	5
Gonzalez (W, 4-2)	3.1	1	1	0	2	4

Hunt pitched to one batter in eighth.

HBP-Falsken by Chamberlain, Liefer by Hunt. WP-Goldstein. U-Graham, January, Jenkins, Garman. T-3:28. A-13,727.

LSU 6, Long Beach State 5 - June 11, 1993

ROSENBLATT STADIUM - OMAHA, NEB.

LONG BEACH ST.	AB	R	H	RBI	LSU	AB	R	H	RBI
Cradle, cf	2	1	0	0	Williams, 3b	4	2	2	0
Martins, 2b	4	1	1	0	Rios, cf	5	2	3	3
Davis, lf	5	1	1	2	Johnson, ss	3	0	1	0
Curtis, rf	4	0	1	0	Walker, 2b	5	1	4	3
Smith, lb	4	0	2	0	Berrios, rf	4	0	1	0
Richardson, ph	1	1	0	0	Neal, dh	4	0	2	0
Swanson, lb	0	0	0	0	Greely, lf	4	0	0	0
Liefer, dh	4	1	2	0	Antonini, c	4	0	1	0
Whatley, c	3	0	1	0	Huffman, pr	0	1	0	0
Rodriguez, ss	3	0	0	0	Jackson, lb	3	0	0	0
Falsken, 3b	5	0	1	1	Stocco, ph	1	0	0	0
TOTALS	35	5	9	3	TOTALS	37	6	14	6
Long Beach St.	2	0	1	0	0	0	0	2	5
LSU	0	1	0	0	0	1	1	0	3

One out when winning run scored.

E-Rios, Johnson, Sirotko, Whatley, Williams 2. DP-LBS 2. LOB-LBS 13, LSU 9. 2B-Smith 2 (10), Rios 2 (13). HR-Davis (6), Walker (21). SB-Curtis (5). CS-Cradle. SH-Whatley 2, Rodriguez 2.

LONG BEACH STATE	IP	H	R	ER	BB	SO
Fontana	6.2	10	3	3	1	3
Gonzalez (L, 4-3)	1.2	4	3	3	2	1

LSU	IP	H	R	ER	BB	SO
Sirotko (W, 12-6)	9.0	9	5	2	6	8

WP-Gonzalez. U-January, L'Heureux, Graham, Thompson. T-3:12. A-12,388.

LSU 8, Wichita State 0 - June 12, 1993

ROSENBLATT STADIUM - OMAHA, NEB.

WICHITA STATE	AB	R	H	RBI	LSU	AB	R	H	RBI
Hall, rf	5	0	0	0	Williams, 3b	3	1	1	1
Adams, ss	4	0	1	0	Rios, cf	3	0	1	4
Taylor, cf	2	0	0	0	Johnson, ss	3	1	1	0
Smith, lb	4	0	0	0	Walker, 2b	4	1	2	3
Dreifort, dh-p	3	0	1	0	Berrios, rf	4	0	2	0
J. Jackson, 2b	4	0	0	0	Neal, dh	4	1	1	0
Blake, 3b	3	0	0	0	Greely, lf	2	2	1	0
Tilma, lf	3	0	1	0	Huffman, lf	0	0	0	0
McCollough, c	2	0	0	0	Antonini, c	2	1	0	0
Lewallen, ph	1	0	0	0	K. Jackson, lb	3	1	1	0
Wheeler, c	0	0	0	0					
Mills, ph	1	0	0	0					
TOTALS	32	0	3	0	TOTALS	28	8	10	8
Wichita St.	0	0	0	0	0	0	0	0	3
LSU	2	3	2	0	0	0	1	x	8

E-Greely, K. Jackson. DP-WSU 2. LOB-WSU 10, LSU 7. 2B-K. Jackson (18). HR-Walker (22). SB-Greely (3), Johnson (19). SH-K. Jackson, Williams. SF-Rios 2.

WICHITA STATE	IP	H	R	ER	BB	SO
Wyckoff (L, 5-3)	1.1	3	5	5	3	0
Dreifort	1.2	4	2	2	2	2
Baird	5.0	3	1	1	1	4

LSU	IP	H	R	ER	BB	SO
Laxton (W, 12-1)	9.0	3	0	0	5	16

HBP-Antonini by Dreifort. U-Garman, January, Graham, Jenkins, Thompson, L'Heureux. T-2:52. A-20,268.



LSU 9, Wichita State 8 - June 1, 1996

ROSENBLATT STADIUM - OMAHA, NEB.

LSU	AB	R	H	RBI	WICHITA STATE	AB	R	H	RBI			
Williams, ss	4	1	1	1	Young, cf	4	2	1	0			
Koerner, cf	5	0	2	0	Wyckoff, lf/p	3	2	0	0			
Dunn, 3b	5	1	1	0	Blake, 3b	6	1	1	0			
Furniss, lb	4	1	0	0	McCullough, lb	4	0	1	1			
Moore, lb	0	0	0	0	Ryan, dh/lf	4	0	1	1			
Cooley, lf	4	1	2	0	Looper, p	0	0	0	0			
Wilson, dh	5	1	1	1	Thomas, ph	1	0	0	0			
Bowles, rf	2	3	1	0	Stine, rf	3	1	1	1			
Lanier, c	4	1	2	5	Reese, c	5	0	0	0			
Morris, 2b	3	0	1	2	Sorensen, ss	4	1	2	2			
					Hooper, 2b	4	0	2	0			
TOTALS	36	9	11	9	TOTALS	39	8	12	8			
LSU	1	1	5	0	2	0	0	9	11	4		
Wichita State	0	0	1	0	2	1	1	2	1	8	12	1

E-Williams, Dunn, Esteves, McCullough. DP-LSU 1, Wichita State 1. LOB-LSU 8, Wichita State 15. 2B-Morris (2), McCullough (18), Stine (22). HR-Williams (6), Lanier (5), Blake (22), Sorensen (4). SB-Cooley (16), Bowles 2(12), Young 2(68), Ryan (3). CS-Young, SF-Morris, Stine

LSU	IP	H	R	ER	BB	SO
Yarnall (W, 12-1)	5.2	9	4	3	5	5
Esteves	0.2	0	1	0	1	0
Demouy	0.2+	2	2	2	1	1
Coogan	1.0+	1	1	1	2	2
Shipp (S, 1)	1.0	0	0	0	1	1

WICHITA STATE	IP	H	R	ER	BB	SO
Baird (L, 7-6)	2.2	5	6	2	3	3
Bauer	3.0	5	3	3	2	2
Wyckoff	3.0	1	0	0	2	6
Looper	0.1	0	0	0	0	1

Demouy pitched to two batters in the 8th. Coogan pitched to two batters in the 9th. WP-Shipp. PB-Reese. U-Christal, McKinney, Graham, Thompson. T-3:54. A-22,154.

LSU 9, Florida 4 - June 3, 1996

ROSENBLATT STADIUM - OMAHA, NEB.

FLORIDA	AB	R	H	RBI	LSU	AB	R	H	RBI
D. Eckstein, 2b	5	1	2	1	Williams, ss	3	1	0	0
Ellis, 3b	3	0	0	0	Koerner, cf	3	1	1	3
Rigdon, p	0	0	0	0	Dunn, 3b	5	1	1	1
Medina, ph	1	0	0	1	Furniss, lb	3	0	1	0
Roll, p	0	0	0	0	Moore, lb	0	0	0	0
Wilkerson, rf/p	4	0	1	0	Cooley, lf	5	1	2	2
Hazzard, dh/lb	4	0	2	0	Wilson, dh	4	0	0	0
Tamargo, ss	5	0	0	0	Bowles, rf	3	2	2	1
Castaldo, c	4	0	0	0	Lanier, c	3	2	2	1
Duncan, lb	2	1	1	0	Morris, 2b	4	1	2	1
Walsh, rf	1	0	0	0					
R. Eckstein, 3b	2	1	1	0					
Chism, cf	4	1	2	0					
Ogle, lf	2	0	0	0					
TOTALS	37	4	9	2	TOTALS	33	9	11	9
Florida	1	2	0	0	0	0	0	4	9
LSU	0	2	0	2	0	0	3	2	x - 9 11 5

E-Ellis, Williams, Dunn, Furniss, Laxton 2. DP-Florida 1, LSU 1. LOB-Florida 12, LSU 8. 2B-Lanier. 3B-Lanier. HR-D. Eckstein (9), Koerner (12), Cooley (14), Bowles (22). SB-Wilkerson (14), Chism (13), Williams (7), Morris (4). CS-Williams. S-Ogle. SF-Koerner.

FLORIDA	IP	H	R	ER	BB	SO
Rodriguez (L, 4-1)	3.0+	7	4	4	1	0
Wilkerson	3.2	3	3	3	3	3
Rigdon	0.1	0	0	0	1	0
Roll	1.0	1	2	2	2	0
LSU	IP	H	R	ER	BB	SO
Laxton (W, 8-2)	5.1	6	3	1	4	4
Shipp (S, 2)	3.2	3	1	0	1	4

Rodriguez pitched to two batters in the fourth. WP-Roll, Wilkerson. U-Christal, McKinney, Jones, Gillmore. T-3:38. A-13,000.

LSU 2, Florida 1 - June 6, 1996

ROSENBLATT STADIUM - OMAHA, NEB.

FLORIDA	AB	R	H	RBI	LSU	AB	R	H	RBI		
D. Eckstein, 2b	5	0	1	1	Williams, ss	4	0	0	0		
Ellis, 3b	3	0	1	0	Koerner, cf	4	0	1	0		
Wilkerson, rf	4	0	2	0	Dunn, 3b	4	1	1	0		
Hazzard, dh	4	0	1	0	Furniss, lb	4	1	1	0		
Tamargo, ss	4	0	1	0	Moore, lb	0	0	0	0		
Castaldo, c	3	0	1	0	Cooley, lf	3	0	1	0		
Duncan, lb	2	1	0	0	Wilson, dh	3	0	0	1		
Haught, lf	2	0	0	0	Bowles, rf	4	0	1	1		
Ogle, lf	1	0	0	0	Lanier, c	3	0	0	0		
Chism, cf	3	0	0	0	Morris, 2b	2	0	0	0		
Walsh, ph	1	0	0	0							
TOTALS	32	1	7	1	TOTALS	31	2	5	2		
Florida	0	0	0	0	1	0	-	1	7	3	
LSU	0	1	0	0	0	1	x	-	2	5	1

E-Wilkerson, Duncan, Haught, Yarnall. LOB-Florida 9, LSU 9. 2B-Castaldo, Koerner. CS-Hazzard, Duncan.

FLORIDA	IP	H	R	ER	BB	SO
Kaufman (L, 11-5)	5.1	4	2	1	1	6
Rigdon	2.2	1	0	0	1	1
LSU	IP	H	R	ER	BB	SO
Yarnall (W, 11-1)	7.2	7	1	1	5	8
Coogan	0.1	0	0	0	0	0
Demouy	0.1	0	0	0	0	0
Esteves (S, 2)	0.2	0	0	0	0	0

HBP-Morris by Kaufman, Wilson by Kaufman. U-Gillmore, Graham, McKinney, Thompson. T-3:06. A-17,212.

LSU 9, Miami 8 - June 8, 1996

ROSENBLATT STADIUM - OMAHA, NEB.

MIAMI	AB	R	H	RBI	LSU	AB	R	H	RBI
Grimmett, cf	3	2	0	0	Williams, ss	4	0	1	0
Gomez, 2b	5	1	3	0	Koerner, cf	4	1	2	2
Burrell, 3b	4	1	1	1	Dunn, 3b	4	1	2	2
Rivero, rf/lf	3	1	1	1	Furniss, lb	4	0	2	1
DeCelle, lf	4	0	2	3	Cooley, lf	5	0	1	0
Moore, rf	0	0	0	0	Wilson, dh	5	1	1	0
Marcinczyk, lb	5	2	2	0	Bowles, rf	5	0	2	0
Cora, ss	5	0	3	3	Lanier, c	3	2	1	0
Saggese, dh	5	0	2	0	Morris, 2b	4	4	3	2
Gargiulo, c	3	1	0	0					
TOTALS	37	8	14	8	TOTALS	38	9	15	7

Miami	2	0	0	0	3	2	0	0	1	-	8	14	2
LSU	0	0	3	0	0	0	2	2	2	-	9	15	2

Two outs, 1 runner on when game ended.

E-Burrell, Rivero, Dunn, Furniss. LOB-Miami 9, LSU 10. 2B-Marcinczyk, Cora, Saggese, Wilson, Bowles, Morris. 3B-Cora. HR-Morris (1). SB-Gomez (28), Koerner (24), Lanier (2). CS-Koerner. S-Grimmett, Morris. SF-Burrell, Rivero, DeCelle, Koerner, Dunn.

MIAMI	IP	H	R	ER	BB	SO
Arteaga	6.2	10	5	3	2	7
Morrison (L, 4-2)	2.0	5	4	4	2	2
LSU	IP	H	R	ER	BB	SO
Shipp	5.2	11	7	5	3	3
Coogan (W, 6-0)	3.1	3	1	1	0	1

WP-Morrison. U-Graham, Christal, McKinney, Thompson, Gillmore, Jones. T-3:19. A-23,905.

LSU 5, Rice 4 - May 30, 1997

ROSENBLATT STADIUM - OMAHA, NEB.

RICE (47-15)	AB	R	H	RBI	LSU (54-13)	AB	R	H	RBI
Richards, 2b	4	0	1	0	Higgins, dh	3	0	0	0
Cathey, ss	5	0	0	0	Barbier, 2b	2	1	1	0
Berkman, lb	4	1	1	0	Larson, ss	4	1	1	2
Crosby, cf	4	1	0	0	Furniss, lb	3	2	2	0
Ford, rf	3	1	1	1	Koerner, cf	4	1	1	1
McLaughlin, c	4	1	2	0	McClure, 3b	3	0	1	0
Berg, dh	3	0	1	1	Bernhardt, rf	3	0	3	1
Baker, 3b	3	0	2	2	Witten, pr/rf	0	0	0	1
Savarino, lf	3	0	0	0	Davis, lf	3	0	0	0
Mathews, ph	1	0	0	0	Horton, c	3	0	0	0
TOTALS	34	4	8	4	TOTALS	28	5	9	5

Rice	0	1	0	0	0	2	0	1	0	-	4	8	1
LSU	0	1	0	1	0	0	0	3	x	-	5	9	1

E—Richards, Larson. DP—Rice 4, LSU 1. LOB—Rice 7, LSU 5. 2B—Furniss. 3B—Berkman. HR—Larson (38). SB—Ford 2 (12), Higgins (7). S—Ford. SF—Witten.

RICE	IP	H	R	ER	BB	SO
Nichols	6	7	2	2	3	0
Anderson (L, 10-2)	2	2	3	2	2	2

LSU	IP	H	R	ER	BB	SO
Thompson	6	6	3	3	2	9
Demouy (W, 6-1)	3	2	1	0	0	2

Nichols faced one batter in the 7th.

WP—Nichols, Anderson, Thompson. PB—Horton 2. HBP—Baker by Thompson. U—Hernandez, Rodriguez, Davis, Magnusson. T—2:31. A—20,551.

LSU 10, Stanford 5 - June 1, 1997

ROSENBLATT STADIUM - OMAHA, NEB.

LSU (55-13)	AB	R	H	RBI	STANFORD (44-19)	AB	R	H	RBI
Higgins, dh	3	1	1	0	Kilburg, lf	3	1	0	0
Polozola, ph	1	0	0	0	Muth, rf	4	0	1	1
Barbier, 2b	4	0	0	0	Hochgesang, 3b	4	0	0	0
Larson, ss	5	3	3	3	Schaeffer, c	4	0	1	2
Furniss, lb	4	3	2	2	Gall, dh	3	1	1	0
Koerner, cf	5	0	2	1	Gerut, cf	4	1	1	0
McClure, 3b	4	0	0	1	Quaccia, lb	4	0	1	1
Bernhardt, rf	4	0	1	0	Schrager, 2b	2	1	1	1
Witten, rf	0	0	0	0	Clark, ph	1	0	0	0
Davis, lf	4	2	1	1	Pecci, ss	3	1	1	0
Earnhart, c	3	1	2	2					
Cresse, ph/c	1	0	0	0					
TOTALS	38	10	12	10	TOTALS	32	5	7	5

LSU	3	0	0	2	2	0	2	1	0	-	10	12	1
Stanford	0	0	0	0	2	0	0	3	0	-	5	7	0

E—Larson. DP—LSU 1. LOB—LSU 4, Stanford 3. 2B—Koerner 2, Bernhardt, Gerut. HR—Larson 2 (40), Furniss (17), Davis (16), Earnhart (6). SB—Larson (9), Koerner (16). CS—Kilburg. SF—Schrager.

LSU	IP	H	R	ER	BB	SO
Coogan (W, 14-3)	7.1	6	5	3	1	6
Daugherty	1.2	1	0	0	0	0

STANFORD	IP	H	R	ER	BB	SO
Peterson (L, 11-3)	5	9	7	7	1	4
Cogan	3	3	3	3	1	2
Koons	1	0	0	0	0	1

WP—Coogan. HBP—Barbier by Peterson, Kilburg by Coogan. U—Davis, Mascorro, Hernandez, Garman. T—2:42. A—23,867.

LSU 13, Stanford 9 - June 4, 1997

ROSENBLATT STADIUM - OMAHA, NEB.

STANFORD (45-20)	AB	R	H	RBI	LSU (56-13)	AB	R	H	RBI
Kilburg, lf/rf	3	2	1	1	Higgins, dh	3	2	0	0
Muth, rf	4	2	3	0	Barbier, 2b	3	2	2	2
Clark, ph/lf	1	0	0	0	Larson, ss	4	1	1	0
Salter, ph	1	0	0	0	Furniss, lb	3	2	1	2
Hochgesang, 3b	5	1	3	5	Koerner, cf	3	3	2	5
Quaccia, lb	5	0	1	0	McClure, 3b	3	0	0	1
Gall, dh	4	0	1	0	Cuntz, ph/3b	2	0	0	0
Gerut, cf	5	1	2	0	Bernhardt, rf	2	2	1	1
Schaeffer, c	4	1	0	0	Witten, rf	1	0	0	0
Schrager, 2b	4	0	1	1	Davis, lf	3	1	1	0
Pecci, ss	5	2	4	1	Earnhart, c	4	0	1	1
TOTALS	41	9	16	8	TOTALS	31	13	9	12

Stanford	0	0	0	0	4	0	3	0	2	-	9	16	1
LSU	0	2	4	1	4	0	0	2	x	-	13	9	1

E—Hutchinson, Larson. DP—LSU 2. LOB—Stanford 11, LSU 6. 2B—Gall, Schrager, Davis. HR—Hochgesang (17), Koerner 2 (22). SB—Barbier (4), Koerner (17), Davis (12), Earnhart (7). SF—Koerner, Bernhardt.

STANFORD	IP	H	R	ER	BB	SO
Hutchinson (L, 8-4)	2	2	6	5	4	4
Cogan	2	3	2	2	1	1
Peterson	4	4	5	5	2	7

LSU	IP	H	R	ER	BB	SO
Thompson	4.1	8	4	4	1	3
Demouy	2	5	3	2	0	0
Shipp	0.2	0	0	0	2	1
Painich	0.1	0	0	0	1	0
Berthelot (W, 7-3)	1.1	1	1	1	0	3
Daugherty	0	2	1	1	0	0
Coogan (S, 3)	0.1	0	0	0	1	1

Cogan faced one batter in the 5th. Shipp faced one batter in the 8th. Daugherty faced three batters in the 9th.

WP—Demouy. HBP—Bernhardt by Hutchinson, Larson by Hutchinson, Higgins by Cogan, Schaeffer by Daugherty. U—Rodriguez, Mascorro, Hernandez, Garman. T—3:18. A—22,218.

LSU 13, Alabama 6 - June 7, 1997

ROSENBLATT STADIUM - OMAHA, NEB.

ALABAMA (56-14)	AB	R	H	RBI	LSU (57-13)	AB	R	H	RBI
Tidwell, cf	3	2	2	0	Higgins, dh	4	1	2	3
Caruso, 2b	4	1	3	4	Barbier, 2b	5	1	1	0
Phillips, 3b	5	0	1	0	Larson, ss	6	1	2	3
Mohr, rf	4	0	1	0	Furniss, lb	5	1	3	0
Keller, lf	4	1	0	0	Koerner, cf	6	2	1	0
Frick, c	5	1	1	0	McClure, 3b	3	1	0	0
Tucker, lb	4	0	1	2	Bernhardt, rf	4	3	3	3
Peer, dh	4	1	1	0	Witten, rf	0	0	0	0
Duncan, ss	4	0	1	0	Davis, lf	4	1	1	3
					Earnhart, c	2	0	0	0
					Horton, c	1	2	1	0
TOTALS	39	6	11	6	TOTALS	40	13	15	13

Alabama	0	0	2	2	0	0	0	2	0	-	6	11	3
LSU	6	3	0	0	0	2	1	1	x	-	13	15	1

E—Caruso, Duncan, Henderson, McClure. DP—Alabama 1, LSU 1. LOB—Alabama 9, LSU 13. 2B—Caruso, Phillips, Tucker, Peer, Bernhardt, Davis. HR—Caruso (15), Higgins (11), Bernhardt (17). SB—Caruso (13).

ALABAMA	IP	H	R	ER	BB	SO
Daniel (L, 5-1)	0.2	5	5	4	0	0
Kingrey	3.2	5	4	0	6	4
Henderson	2.1	4	3	2	1	4
Hurst	1.1	1	1	1	2	2

LSU	IP	H	R	ER	BB	SO
Coogan	4.1	6	4	4	1	8
Thompson (W, 12-3)	4.2	5	2	2	1	7

WP—Coogan 3, Thompson. PB—Earnhart, Horton. HBP—Keller by Coogan, McClure by Henderson. U—Davis, Garman, Magnusson, Hernandez, Mascorro, Rodriguez. T—3:15. A—24,401.



INTRO

THIS IS LSU

PREVIEW

TIGERS

COACHES

REVIEW

HISTORY

RECORDS

LSU

LSU 13, Texas 5 - June 10, 2000

ROSENBLATT STADIUM, OMAHA, NEB.

TEXAS 5 (46-20)	AB	R	H	RBI	LSU 13 (49-17)	AB	R	H	RBI
West, ss	4	1	0	0	Theriot, ss	5	2	2	0
Nicholson, 2b	4	2	2	1	Fontenot, 2b	4	2	3	2
Emond, cf	4	0	1	1	Cresse, c	3	1	0	1
Anderson, c	3	1	1	2	Jorgensen, c	0	0	0	0
Hubele, dh	3	0	0	0	Hawpe, lb	4	2	1	1
France, ph	1	0	0	0	Barbier, 3b	4	3	3	4
Ontiveros, lb	4	1	2	0	Pontiff, dh	3	1	2	1
Brooks, 3b	3	0	1	0	Harris, cf	5	1	2	2
Houser, ph	1	0	0	0	Witten, lf	5	0	1	2
Pumo, lf	3	0	1	0	Wright, rf	4	1	0	0
Carmichael, ph	1	0	1	0					
TOTALS	35	5	9	5	TOTALS	37	13	14	13
Texas	0	1	0	0	1	1	0	2	0
LSU	4	1	0	0	1	6	1	0	x

E—West (10), Jorgensen (5). DP-LSU 1. LOB-Texas 5, LSU 7. 2B-Emond (11), Ontiveros (22), Theriot (14), Fontenot (12), Hawpe (36), Barbier (14), Witten (15). HR-Anderson (1), Fontenot (17), Barbier 2 (8). SB-West (23), Theriot (7). SF-Anderson (5), Cresse (5).

TEXAS	IP	H	R	ER	BB	SO
Hale (L, 12-6)	5.2	10	8	7	3	4
Tomlinson	0	0	3	3	3	0
Clark	2.1	4	2	2	0	2
LSU	IP	H	R	ER	BB	SO
Tallet (W, 15-3)	7.1	8	5	5	1	2
Gomez	1.2	1	0	0	0	2

Tomlinson faced three batters in the 6th

WP—Tallet (12). Umpires - Al Davis, David Wiley, Scott Graham, Joe Burleson. Start: 6:07 p.m. Time: 3:03 Att.-23975

LSU 10, Southern California 4 - June 12, 2000

ROSENBLATT STADIUM, OMAHA, NEB.

LSU 10 (50-17)	AB	R	H	RBI	USC 4 (44-19)	AB	R	H	RBI
Theriot, ss	5	3	3	3	Davidson, ss	4	0	1	1
Fontenot, 2b	4	2	1	0	Garibaldi, rf	3	0	1	0
Cresse, c	3	0	0	0	Gemoll, 3b	4	1	1	0
Hawpe, lb	5	2	3	6	Craig, c	4	1	1	2
Barbier, 3b	3	0	0	1	Lunetta, 2b	4	0	0	0
Pontiff, dh	4	0	0	0	Persell, dh	4	0	2	0
Harris, cf	5	1	1	0	Concepcion, lb	4	1	1	1
Witten, lf	5	1	1	0	Barre, cf	2	1	0	0
Wright, rf	2	1	0	0	Peavey, ph	0	0	0	0
Thibodeaux, ph	0	0	0	0	Montanez, lf	3	0	0	0
McBride, rf	0	0	0	0					
TOTALS	36	10	9	10	TOTALS	32	4	7	4
LSU	0	0	0	0	0	3	2	5	0
USC	0	0	0	2	1	0	1	0	-

E—Gemoll (9), Lunetta (13), Prior 2 (1). DP-USC 1. LOB-LSU 7, USC 5. HR-Hawpe 2 (11), Craig (18), Concepcion (8). SH Thibodeaux (1), Montanez (4).

LSU	IP	H	R	ER	BB	SO
Saxon	3	3	2	2	1	4
Hodges (W, 4-2)	6	4	2	2	1	3
USC	IP	H	R	ER	BB	SO
Prior (L, 10-7)	6.2	4	5	5	3	7
Flores	0.2	3	2	2	1	0
Petke	0	1	1	1	0	0
Todd	0	0	1	1	1	0
Montrenes	0.2	1	1	1	0	2
Bannister	1	0	0	0	0	0

Saxon faced two batters in the 4th. Petke faced one batter in the 8th. Todd faced one batter in the 8th.

BK-Hodges. HBP-by Prior (Barbier), by Prior (Pontiff), by Hodges (Peavey). Umpires - Scott Graham, Al Davis, David Wiley, Dan Mascorro. Start - 2:08 p.m. Time - 3:09 Att. - 16000

LSU 6, Florida State 3 - June 15, 2000

ROSENBLATT STADIUM, OMAHA, NEB.

FLA. ST. 3 (53-19)	AB	R	H	RBI	LSU 6 (51-17)	AB	R	H	RBI
Smith, rf	5	1	2	0	Theriot, ss	4	0	1	0
Griffin, lf	4	0	2	2	Fontenot, 2b	2	2	1	0
McDougall, 2b	4	0	2	0	Cresse, c	4	1	1	0
Barthelemy, lb	5	0	1	0	Hawpe, lb	3	2	2	2
Jernigan, cf	2	1	0	0	Barbier, 3b	3	0	1	1
Balet, 3b	4	0	1	0	Pontiff, dh	4	0	0	0
Halliday, dh	3	0	0	0	Harris, cf	4	0	1	2
Futrell, ph	1	0	0	0	Witten, lf	3	0	0	0
Boyd, ph	1	0	0	0	Wright, rf	3	1	2	1
Groves, ss	3	0	1	1					
McCaleb, c	1	1	0	0					
TOTALS	33	3	9	3	TOTALS	30	6	9	6
Florida State	0	0	0	0	0	1	0	2	0
LSU	1	0	0	1	1	0	0	3	x

E—Barbier (17). DP-FSU 1, LSU 2. LOB-FSU 13, LSU 4. 2B-Smith (28), McDougall (23), Cresse (21). HR-Hawpe (12), Wright (4). SB-Jernigan (14), Fontenot (8). CS-Barbier (3), Wright (3).

FLORIDA STATE	IP	H	R	ER	BB	SO
Varnes (L, 11-4)	7.1	8	6	6	3	2
Lynch	0.1	1	0	0	0	1
Whidden	0.1	0	0	0	0	0
LSU	IP	H	R	ER	BB	SO
Gomez	5.1	6	1	1	4	3
Brian	0.2	0	0	0	1	0
Youman	1.2	3	2	2	1	1
Guidry (W, 1-2)	0.2	0	0	0	2	0
Hodges (S, 2)	0.2	0	0	0	0	1

WP—Youman (4). PB-Cresse (4). BK-Gomez (2). HBP-by Gomez (Jernigan), by Youman (Jernigan), by Varnes (Barbier). Umpires - Tony Maners, Joe Burleson, Al Davis, David Wiley. Start - 6:22 p.m. Time - 3:09 Att. - 19209

LSU 6, Stanford 5 - June 17, 2000

ROSENBLATT STADIUM, OMAHA, NEB.

STANFORD 5 (50-16)	AB	R	H	RBI	LSU 6 (52-17)	AB	R	H	RBI
Thompson, lb	5	1	3	4	Theriot, ss	5	1	1	1
Bruntlett, ss	4	0	1	0	Fontenot, 2b	3	0	1	0
Muth, cf	4	0	0	0	Cresse, c	3	0	1	1
Gall, 3b	5	0	2	1	Hawpe, lb	3	0	0	0
Borchard, rf	4	0	0	0	Barbier, 3b	3	1	1	1
O'Riordan, 2b	5	1	2	0	Pontiff, dh	3	2	1	0
Topham, lf	5	1	2	0	Harris, cf	4	1	1	1
VanZandt, dh	4	0	1	0	Witten, lf	3	1	2	2
Alvarado, c	3	2	2	0	Wright, rf	3	0	0	0
TOTALS	39	5	13	5	TOTALS	30	6	8	6
Stanford	0	0	0	4	0	1	0	0	-
LSU	0	2	0	0	0	0	0	3	1

DP-Stanford 1. LOB-Stanford 11, LSU 9. 2B-Thompson (21), VanZandt (6), Fontenot (13), Pontiff (20). HR-Thompson (12), Barbier (9), Witten (7). SB-Bruntlett (11). CS-O'Riordan (1). SH-Wright (2).

STANFORD	IP	H	R	ER	BB	SO
Young	4	4	2	2	1	2
Wayne (L, 15-4)	4	4	4	4	3	7
LSU	IP	H	R	ER	BB	SO
Tallet	5	11	5	5	1	4
Hodges (W, 5-2)	4	2	0	0	1	4

BK-Hodges (4). HBP-by Young (Cresse), by Tallet (Alvarado), by Young (Witten), by Hodges (Borchard), by Wayne (Barbier), by Wayne (Fontenot). Umpires - Scott Graham, Al Davis, Joe Burleson, Dan Mascorro, Tony Maners, David Wiley. Start - 1:40 p.m. Time - 3:42 Att. - 24282

LSU's NCAA Individual Leaders

HOME RUNS

1996	Eddy Furniss	26
2000	Brad Cresse	30
2008	Matt Clark	28

RBI

1993	Todd Walker	102
1996	Eddy Furniss	103
2000	Brad Cresse	106

LSU's SEC Individual Leaders

HOME RUNS

1964	Bob Stewart	7
1987	Albert Belle	21
1988	Craig Cala	15
1991	Gary Hymel	25
1993	Todd Walker	22
1996	Eddy Furniss	26
1997	Brandon Larson	*40
1998	Brad Cresse	29
2000	Brad Cresse	30
2006	Quinn Stewart	23
2008	Matt Clark	28

RBI

1987	Craig Faulkner	69
1988	Craig Cala	75
1989	Wes Grisham	85
1991	Gary Hymel	79
1992	Todd Walker	76
1993	Todd Walker	102
1996	Eddy Furniss	106
1997	Brandon Larson	*118
1998	Brad Cresse	90
2000	Brad Cresse	106
2001	Todd Linden	76

TRIPLES

1981	Chip Moses	5
1983	Mark Howie	7
1989	Wes Grisham	6
1990	Rich Cordani	6
1995	Mike Klostermeyer	6
2008	Ryan Schimpf	7

DOUBLES

1986	Jeff Yurtin	24
1994	Russ Johnson	26
2000	Brad Hawpe	#36
2003	Aaron Hill	27

STOLEN BASES

1972	Mike Sonderegger	19
1975	Larry Wright	25
1987	Rob Hartwig	42

HITS

1961	John Bailey	32
1989	Wes Grisham	106
1990	Wes Grisham	100
1992	Todd Walker	100
1993	Todd Walker	109
1997	Brandon Larson	110

RUNS SCORED

1991	Lyle Mouton	78
1992	Todd Walker	72
1993	Todd Walker	85
1994	Todd Walker	77
1996	Nathan Dunn	95
2000	Mike Fontenot	93
2003	Aaron Hill	68

PITCHING WINS

1961	Allen Smith	10
1972	Randy Wiles	8
1975	Pat Moock	10
1976	Paul Stefan	10
1986	Stan Loewer	14

DOUBLES

2000	Brad Hawpe	# 36
------	------------	------

TOTAL BASES

1993	Todd Walker	214
------	-------------	-----

WALKS

1987	Andy Galy	77
------	-----------	----

SAVES

1991	Rick Greene	14
------	-------------	----

1989	Curtis Leskanic	15
1990	Paul Byrd	17
1991	Chad Ogea	14
1992	Lloyd Peever	14
1996	Eddie Yarnall	11
1999	Kurt Ainsworth	13
2001	Lane Mestepey	11
2008	Jared Bradford	10

ERA

1961	Allen Smith	1.34
1966	Bruce Baudier	0.88
1970	Rick Farizo	* 0.21
1980	Don Schneider	1.38
1986	Barry Manuel	2.37
1993	Brett Laxton	1.98
2002	Lane Mestepey	2.59

STRIKEOUTS PITCHED

1972	Randy Wiles	116
1975	Paul Stefan	73
1976	Paul Stefan	83
1983	Cal Santarelli	91
1986	Mark Guthrie	22
1988	Russ Springer	156
1989	Ben McDonald	* 202
1991	Chad Ogea	40
1995	Scott Schultz	150
1999	Kurt Ainsworth	157

LSU's SEC Team Leaders

BATTING AVERAGE

1990	LSU	.325
1996	LSU	.318
2000	LSU	.340
2001	LSU	.318
2004	LSU	.333

HOME RUNS

1993	LSU	85
1995	LSU	81
1996	LSU	131
1997	LSU	#188
1998	LSU	157
2003	LSU	85

RBI

1987	LSU	434
1990	LSU	515
1991	LSU	488
1993	LSU	527
1995	LSU	457
1996	LSU	583
1997	LSU	* 632
2000	LSU	598
2001	LSU	514
2003	LSU	477
2004	LSU	473
2008	LSU	488

TRIPLES

1987	LSU	18
1988	LSU	19
1989	LSU	26
1990	LSU	27
1993	LSU	37
2008	LSU	28

LSU's NCAA Team Leaders

HITS

1990	LSU	807
------	-----	-----

RUNS SCORED

1993	LSU	603
------	-----	-----

HOME RUNS

1997	LSU	# 188
1998	LSU	157

DOUBLES

1990	LSU	156
1991	LSU	138
1993	LSU	152
2000	LSU	*194
2003	LSU	147

STOLEN BASES

1987	LSU	156
------	-----	-----

HITS

1986	LSU	696
1990	LSU	807
1993	LSU	737
2000	LSU	864
2001	LSU	754
2003	LSU	777
2004	LSU	791

RUNS SCORED

1986	LSU	542
1987	LSU	509
1990	LSU	587
1991	LSU	547
1993	LSU	603
1996	LSU	648
2000	LSU	652
2001	LSU	574
2003	LSU	524
2004	LSU	515
2008	LSU	538

ERA

1987	LSU	3.07
1989	LSU	3.50
1996	LSU	3.38
1998	LSU	4.38
2002	LSU	3.42

STRIKEOUTS PITCHED

1985	LSU	442
1987	LSU	552
1988	LSU	519
1989	LSU	621
1990	LSU	555
1991	LSU	626
1996	LSU	633
1997	LSU	681
1998	LSU	646
2000	LSU	574
2003	LSU	515

FIELDING PERCENTAGE

1995	LSU	.970
------	-----	------

SLUGGING PERCENTAGE

1990	LSU	.486
1993	LSU	.511
1995	LSU	.491
1996	LSU	.558
2000	LSU	.542
2001	LSU	.508
2004	LSU	.506

* - SEC Record | # - NCAA Record

INTRO

THIS IS LSU

PREVIEW

TIGERS

COACHES

REVIEW

HISTORY

RECORDS

LSU



INTRO

THIS IS LSU

PREVIEW

TIGERS

COACHES

REVIEW

HISTORY

RECORDS

LSU

Bold Letters Indicate SEC Records

HITS

Season

1.	110	Brandon Larson (289 AB) 1997
2.	109	Todd Walker (276 AB) 1993
3.	106	Wes Grisham (291 AB) 1989
	106	Brad Cresse (273 AB) 2000
	106	J.C. Holt (270 AB) 2004
6.	104	Brad Hawpe (287 AB) 2000
7.	103	Mike Fontenot (292 AB) 2000
8.	102	Sean Barker (267 AB) 2002
9.	101	Todd Walker (257 AB) 1994
10.	100	Wes Grisham (278 AB) 1990
		Todd Walker (250 AB) 1992
		Ryan Patterson (293 AB) 2004

Career

1.	352	Eddy Furniss (948 AB) 1995-98
2.	327	Jason Williams (1019 AB) 1993-96
3.	310	Todd Walker (783 AB) 1992-94
4.	307	Blair Barbier (1000 AB) 1997-2000
5.	284	Ryan Patterson (805 AB) 2003-05
6.	279	Blake Gill (883 AB) 2002-05
7.	278	Tookie Johnson (900 AB) 1988-91
8.	273	Brad Cresse (842 AB) 1997-2000
9.	269	Russ Johnson (733 AB) 1992-94
10.	255	Ryan Theriot (783 AB) 1999-2001

RUNS

Season

1.	95	Nathan Dunn (257 AB) 1996
2.	93	Mike Fontenot (292 AB) 2000
3.	85	Todd Walker (276 AB) 1993
		Eddy Furniss (236 AB) 1998
5.	83	Russ Johnson (259 AB) 1993
6.	82	Brandon Larson (289 AB) 1997
		Blair Barbier (252 AB) 1997
8.	79	Jason Williams (268 AB) 1996
9.	78	Lyle Mouton (248 AB) 1991
10.	77	Todd Walker (257 AB) 1994
		Eddy Furniss (259 AB) 1997

Career

1.	270	Jason Williams (1019 AB) 1993-96
2.	261	Eddy Furniss (948 AB) 1995-98
3.	260	Blair Barbier (1000 AB) 1997-2000
4.	234	Todd Walker (783 AB) 1992-94
5.	216	Russ Johnson (733 AB) 1992-94
6.	211	Tookie Johnson (900 AB) 1988-91
7.	206	Armando Rios (568 AB) 1991-93
8.	205	Brad Cresse (842 AB) 1997-2000
9.	203	Ryan Patterson (805 AB) 2003-05
10.	200	Trey McClure (778 AB) 1996-99

RUNS BATTED IN

Season

1.	118	Brandon Larson (289 AB) 1997
2.	106	Brad Cresse (273 AB) 2000
3.	103	Eddy Furniss (238 AB) 1996
4.	102	Todd Walker (276 AB) 1993
5.	90	Brad Cresse (232 AB) 1998
6.	85	Wes Grisham (291 AB) 1989
7.	84	Trey McClure (240 AB) 1998
	84	Brad Hawpe (287 AB) 2000
9.	82	Jeff Leaumont (257 AB) 1999
10.	81	Nathan Dunn (257 AB) 1996

Career

1.	308	Eddy Furniss (948 AB) 1995-98
2.	257	Brad Cresse (842 AB) 1997-2000
3.	246	Todd Walker (783 AB) 1992-94
4.	202	Trey McClure (778 AB) 1996-99
5.	199	Blair Barbier (1000 AB) 1997-2000
6.	185	Clay Harris (771 AB) 2002-05
7.	182	Chad Cooley (824 AB) 1993-96
8.	181	Russ Johnson (733 AB) 1992-94
9.	174	Ryan Patterson (805 AB) 2003-05
10.	172	Albert Belle (585 AB) 1985-87

BATTING AVERAGE

(Min. 2 at bats per team game)

Season

1.	.410	Russ Johnson (96-for-234) 1994
2.	.403	Eddy Furniss (95-for-236) 1998
3.	.400	Todd Walker (100-for-250) 1992
4.	.395	Todd Walker (109-for-276) 1993
		Mike Nunnally (32-for-81) 1971
6.	.393	Todd Walker (101-for-257) 1994
		J.C. Holt (106-for-270) 2004
8.	.390	Gene Murphy (23-for-59) 1951
9.	.388	Al White (38-for-98) 1958
		Brad Cresse (106-for-273) 2000

Career

1.	.396	Todd Walker (310-for-783) 1992-94
2.	.372	Sean Barker (129-for-347) 2001-02
3.	.371	Eddy Furniss (352-for-948) 1995-98
4.	.367	Russ Johnson (269-for-733) 1992-94
5.	.362	Wes Grisham (206-for-569) 1989-90
6.	.353	Mark Cooper (101-for-286) 1983-84
		Lyle Mouton (149-for-422) 1990-91
		Ryan Patterson (284-for-805) 2003-05
9.	.351	Brad Hawpe (142-for-404) 1999-00
10.	.350	Jeff Yurtin (138-for-394) 1985-86
		J.C. Holt (240-for-686) 2002-04

DOUBLES

Season

1.	36	# Brad Hawpe (287 AB) 2000
2.	27	Eddy Furniss (236 AB) 1998
		Aaron Hill (265 AB) 2003
4.	26	Russ Johnson (234 AB) 1994
		Wes Grisham (291 AB) 1989
6.	25	Eddy Furniss (259 AB) 1997
		Bryan Moore (241 AB) 2001
8.	24	Chad Cooley (260 AB) 1995
		Jeff Yurtin (216 AB) 1986
10.	23	Craig Cala (264 AB) 1989
		Wes Grisham (278 AB) 1990
		Keith Osik (268 AB) 1990
		Rich Cordani (273 AB) 1990
		Johnny Tellechea (262 AB) 1991
		Todd Walker (257 AB) 1994
		Blair Barbier (252 AB) 1997
		Ryan Patterson (293 AB) 2004
		Nick Stavinocha (257 AB) 2005
		Ryan Patterson (249 AB) 2005

- also NCAA Record

Career

1.	87	Eddy Furniss (948 AB) 1995-1998
2.	66	Ryan Patterson (805 AB) 2003-05
3.	62	Blair Barbier (1000 AB) 1997-2000
4.	61	Todd Walker (783 AB) 1992-94
5.	60	Russ Johnson (733 AB) 1992-94
		Chad Cooley (824 AB) 1993-96
7.	59	Jason Williams (1019 AB) 1993-96
8.	52	Clay Harris (771 AB) 2002-05
9.	50	Aaron Hill (621 AB) 2001-03
10.	49	Brad Cresse (842 AB) 1997-2000
		Wally Pontiff (738 AB) 2000-02



Infielder Tookie Johnson
(1988-91)

TRIPLES

Season

1.	11	Todd Walker (276 AB) 1993
2.	8	Roger Sigler (59 AB) 1954
3.	7	Mark Howie (162 AB) 1983
		Ryan Schimpf (250 AB) 2008
5.	6	John Morse (189 AB) 1983
		Manny Mantrana (172 AB) 1984
		Wes Grisham (291 AB) 1989
		Rich Cordani (273 AB) 1990
		Mike Neal (213 AB) 1993
		Mike Klostermeyer (235 AB) 1995
		J.C. Holt (192 AB) 2002

Career

1.	15	Todd Walker (783 AB) 1992-94
2.	11	Tony Toups (372 AB) 1973-76
		John Morse (369 AB) 1982-83
		Mark Howie (419 AB) 1982-84
		Albert Belle (585 AB) 1985-87
		J.C. Holt (686 AB) 2002-04
7.	10	Mike Saab (518 AB) 1980-83
		Wes Grisham (569 AB) 1989-90
		Russ Johnson (733 AB) 1992-94
		Blake Gill (883 AB) 2002-05
		Bruce Sprowl (612 AB) 2003-06

HOME RUNS

Season

1.	40	Brandon Larson (289 AB) 1997
2.	30	Brad Cresse (273 AB) 2000
3.	29	Brad Cresse (232 AB) 1998
4.	28	Eddy Furniss (236 AB) 1998
		Matt Clark (227 AB) 2008
6.	27	Trey McClure (240 AB) 1998
7.	26	Eddy Furniss (238 AB) 1996
8.	25	Gary Hymel (245 AB) 1991
9.	23	Quinn Stewart (223 AB) 2006
10.	22	Todd Walker (276 AB) 1993
		Justin Bowles (232 AB) 1996
		Mike Koerner (273 AB) 1997

Career

1.	80	Eddy Furniss (948 AB) 1995-98
2.	78	Brad Cresse (842 AB) 1997-2000
3.	59	Trey McClure (778 AB) 1996-99
4.	52	Todd Walker (783 AB) 1992-94
5.	50	Ryan Patterson (805 AB) 2003-05
6.	49	Albert Belle (585 AB) 1985-87
7.	46	Blair Barbier (1000 AB) 1997-2000
8.	40	Mike Koerner (671 AB) 1995-97
		Brandon Larson (289 AB) 1997
10.	36	Nathan Dunn (481 AB) 1994-96



TOTAL BASES

Season

1.	250	Brandon Larson (289 AB) 1997
2.	217	Brad Cresse (273 AB) 2000
3.	214	Todd Walker (276 AB) 1993
4.	212	Eddy Furniss (236 AB) 1998
5.	201	Wes Grisham (291 AB) 1989
6.	190	Eddy Furniss (238 AB) 1996
7.	184	Mike Koerner (273 AB) 1997
8.	182	Nathan Dunn (257 AB) 1996
9.	181	Russ Johnson (234 AB) 1994
10.	180	Todd Walker (257 AB) 1994

Career

1.	689	Eddy Furniss (948 AB) 1995-98
2.	557	Todd Walker (783 AB) 1992-94
3.	556	Brad Cresse (842 AB) 1997-2000
4.	517	Blair Barbier (1000 AB) 1997-2000
5.	510	Ryan Patterson (805 AB) 2003-05
6.	470	Jason Williams (1019 AB) 1993-96
7.	461	Trey McClure (778 AB) 1996-99
8.	445	Russ Johnson (733 AB) 1992-94
9.	419	Chad Cooley (824 AB) 1993-96
10.	412	Clay Harris (771 AB) 2002-05

STOLEN BASES

Season

1.	42	Rob Hartwig (67 games) 1987
2.	34	Jeff Reboulet (56 games) 1985
3.	33	Ron Lim (66 games) 1989
4.	31	Rob Hartwig (54 games) 1986
5.	28	Josh Dalton (67 games) 1998
6.	26	Russ Johnson (66 games) 1994
7.	25	Larry Wright (48 games) 1975
8.	24	Jeff Reboulet (69 games) 1986
		Burke Broussard (66 games) 1986
		Ron Lim (66 games) 1990
		Scott Bethea (73 games) 1990
		Mike Koerner (65 games) 1996
		Josh Dalton (65 games) 1999
		Sean Barker (66 games) 2002

Career

1.	73	Rob Hartwig (121 games) 1986-87
2.	67	Larry Wright (174 games) 1975-78
3.	61	Russ Johnson (200 games) 1992-94
4.	58	Jeff Reboulet (125 games) 1985-86
5.	57	Ron Lim (132 games) 1989-90
6.	53	Chad Cooley (235 games) 1993-96
7.	52	Josh Dalton (132 games) 1998-99
8.	51	Andy Galy (217 games) 1985-88
		Todd Walker (203 games) 1992-94
10.	50	Mike Sonderegger (137 games) 1970-73

WALKS RECEIVED

Season

1.	77	Andy Galy (221 AB) 1987
2.	72	Eddy Furniss (236 AB) 1998
3.	67	Russ Johnson (234 AB) 1994
		Russ Johnson (259 AB) 1993
5.	64	Armando Rios (235 AB) 1993
6.	62	Mike Bianco (249 AB) 1989
7.	60	Craig Cala (264 AB) 1989
8.	58	Eddy Furniss (259 AB) 1997
9.	57	Trey McClure (229 AB) 1999
		Ryan Theriot (275 AB) 2000

Career

1.	191	Eddy Furniss (948 AB) 1995-98
2.	164	Jason Williams (1019 AB) 1993-96
3.	163	Russ Johnson (733 AB) 1992-94
		Trey McClure (778 AB) 1996-99
5.	157	Blair Barbier (1000 AB) 1997-2000
		Ryan Theriot (783 AB) 1999-2001
7.	145	Andy Galy (491 AB) 1985-88
8.	144	Steve Bollman (554 AB) 1975-79
9.	143	Armando Rios (568 AB) 1991-93
10.	139	Todd Walker (783 AB) 1992-94

PITCHING VICTORIES

Season

1.	17	Paul Byrd (29 App) 1990
2.	15	Curtis Leskanic (29 App) 1989
		Brian Tallet (25 App) 2000
4.	14	Patrick Coogan (25 App) 1997
		Lloyd Peever (17 App) 1992
		Ben McDonald (26 App) 1989
		Stan Loewer (28 App) 1986
		Chad Ogea (23 App) 1990
		Chad Ogea (25 App) 1991
10.	13	Ben McDonald (22 App) 1988
		Kurt Ainsworth (22 App) 1999

Career

1.	38	Scott Schultz (1992-95)
2.	36	Lane Mestepey (2001-05)
3.	33	Stan Loewer (1984-87)
4.	31	Paul Byrd (1989-91)
5.	30	Pat Moock (1972-75)
		Chad Ogea (1989-91)
		Mike Sirotko (1990-93)
8.	29	Ben McDonald (1987-89)
9.	28	Brett Laxton (1993-96)
10.	27	Bo Pettit (2000-03)

EARNED RUN AVERAGE

Season

1.	0.21	Rick Farizo (1 ER, 41.2 IP) 1970
2.	1.10	Bruce Baudier (6 ER, 49 IP) 1966
3.	1.33	Tom Barfield (4 ER, 27 IP) 1954
4.	1.34	Mike Tullier (9 ER, 60.1 IP) 1968
5.	1.35	Allen Smith (12 ER, 80 IP) 1961
6.	1.38	Don Schneider (8 ER, 52.1 IP) 1980
7.	1.44	Rick Farizo (8 ER, 50 IP) 1968
8.	1.59	Randy Wiles (14 ER, 79.1 IP) 1970
9.	1.70	Dick Hicks (14 ER, 74.1 IP) 1968
10.	1.74	Roger Sigler (16 ER, 83.1 IP) 1965

Career

1.	1.70	Bruce Baudier (23 ER, 121.1 IP) 1966-67
2.	1.82	Allen Smith (48 ER, 237.1 IP) 1960-62
3.	2.05	Dick Hicks (30 ER, 131.2 IP) 1967-68
4.	2.09	Rick Farizo (27 ER, 116.1 IP) 1968-71
5.	2.17	Paul Stefan (87 ER, 277.1 IP) 1975-77
6.	2.36	Steve George (41 ER, 156.1 IP) 1962-64
7.	2.41	Randy Wiles (77 ER, 287 IP) 1970-73
8.	2.47	Fred Southerland (38 ER, 138.2 IP) 1960-62
9.	2.53	Barry Manuel (38 ER, 135 IP) 1985-87
		Pat Moock (80 ER, 284.2 IP) 1972-75

STRIKEOUTS

Season

1.	202	Ben McDonald (152.1 IP) 1989
2.	158	Doug Thompson (124.1 IP) 1997
3.	157	Kurt Ainsworth (130.1 IP) 1999
4.	156	Eddie Yarnall (124.2 IP) 1996
		Russell Springer (119 IP) 1988
6.	150	Scott Schultz (117 IP) 1995
7.	144	Patrick Coogan (125 IP) 1997
		Ben McDonald (118.2 IP) 1988
9.	140	Chad Ogea (131.1 IP) 1991
10.	135	Randy Keisler (99.2 IP) 1998



**Pitcher Lane Mestepey
(2001-05)**

Career

1.	409	Scott Schultz (398 IP) 1992-95
2.	373	Ben McDonald (308.2 IP) 1987-89
3.	326	Mike Sirotko (372 IP) 1990-93
4.	319	Paul Byrd (333.2 IP) 1989-91
5.	317	Stan Loewer (344 IP) 1984-87
6.	313	Mark Guthrie (319.1 IP) 1984-87
		Russell Springer (252 IP) 1987-89
8.	310	Randy Wiles (287 IP) 1970-73
9.	300	Bo Pettit (300.2 IP) 2000-03
10.	296	Chad Ogea (294.2 IP) 1989-91

STRIKEOUTS PER NINE INNINGS

Season

1.	14.33	Russell Springer (68 SO, 42.2 IP) 1987
2.	13.05	Eddie Yarnall (87 SO, 60 IP) 1995
3.	12.18	Randy Keisler (135 SO, 99.2 IP) 1998
4.	11.91	Ben McDonald (202 SO, 152.2 IP) 1989
5.	11.80	Russell Springer (156 SO, 119 IP) 1988
6.	11.66	Billy Sadler (57 SO, 44 IP) 2003
7.	11.54	Scott Schultz (150 SO, 117 IP) 1995
8.	11.51	Randy Wiles (116 SO, 90.2 IP) 1972
9.	11.44	Doug Thompson (158 SO, 124.1 IP) 1997
10.	11.38	Randy Wiles (59 SO, 46.2 IP) 1973

Career

1.	11.88	Eddie Yarnall (260 SO, 197 IP) 1994-96
2.	11.18	Russell Springer (313 SO, 252 IP) 1987-89
3.	11.13	Kurt Ainsworth (171 SO, 138.1 IP) 1998-99
4.	11.00	Barry Manuel (165 SO, 135 IP) 1985-87
5.	10.87	Ben McDonald (373 SO, 308.2 IP) 1987-89
6.	10.64	Patrick Coogan (266 SO, 225 IP) 1995-97
7.	10.35	Doug Thompson (282 SO, 245.1 IP) 1997-98
8.	10.07	Jake Tompkins (171 SO, 152.2 IP) 2002-03
9.	10.01	Weylin Guidry (99 SO, 89 IP) 1999-2002
10.	9.72	Randy Wiles (310 SO, 287 IP) 1970-73

Bold Letters Indicate SEC Records



Year-by-Year Statistical Leaders

INTRO

THIS IS LSU

PREVIEW

TIGERS

COACHES

REVIEW

HISTORY

RECORDS

LSU

Bold Letters Indicate SEC Leaders

AT BATS

YEAR	NAME, POS.	AT BATS
1948	Bill Michaelis, lf	96
1949	Lee Hedges, ss-of	66
1950	Luther Payer, 3b	65
1951	Bob Meador, lf	66
1952	Al Doggett, lf	75
	Jim Barton, cf	75
1953	Darryl Whitty, of	78
1954	Paul Zinser, 3b	74
1955	Darryl Whitty, cf-3b	99
1956	Ralph Richoux, c	81
1957	Redfield Bryan, ss	71
1958	Al White, 2b	98
	Redfield Bryan, lb	98
1959	Carey Guglielmo, ss	125
1960	Francis Genusa, ss	107
1961	John Bailey, cf	101
1962	Bobby Theriot, rf	101
1963	Bobby Cotton, rf	105
1964	Joe Moock, ss	94
1965	Harry Morel, 3b	80
1966	Jack Achord, 2b	81
1967	Irwin Felps, 3b	99
1968	Ron Hunt, ss	116
1969	Phil Lewis, 3b	126
1970	Mike Sonderregger, lf	136
1971	Mike Moock, 2b	141
1972	Steve Frank, of-lb	131
	Gerald Keigley, ss	131
1973	Mike Miley, ss	99
1974	Tony Touns, 3b	120
1975	Steve Frank, lb	184
1976	Larry Wright, cf	151
1977	Larry Wright, cf	155
1978	Mike Crosswell, ss-3b	154
1979	Duane Dewey, c	206
1980	Pete Almaguer, 2b-3b	146
1981	Chip Moses, 2b	198
1982	Chris Brant, ss	181
	Billy Wiesler, cf	181
1983	John Morse, lf	189
1984	Mark Howie, ss	189
1985	Marty Lanoux, 3b	216
1986	Jeff Reboulet, ss	254
1987	Jack Voigt, of	248
1988	Rich Vasquez, cf	214
1989	Wes Grisham, dh	291
1990	Wes Grisham, lf	278
1991	Tookie Johnson, 2b	283
1992	Andy Sheets, ss	265
1993	Todd Walker, 2b	276
1994	Todd Walker, 2b	257
1995	Jason Williams, ss	267
1996	Jason Williams, ss	268
1997	Brandon Larson, ss	289
1998	Blair Barbier, 2b	251
1999	Blair Barbier, 3b	263
2000	Mike Fontenot, 2b	292
2001	Wally Pontiff, 3b	268
2002	Sean Barker, rf	267
2003	Aaron Hill, ss	265
2004	Ryan Patterson, rf	293
2005	Nick Stavino, hf	257
2006	Michael Hollander, ss	225
2007	Jared Mitchell, cf	209
2008	Blake Dean, of/dh	269

RUNS

YEAR	NAME, POS.	RUNS
1948	Buddy Coleman, lf	19
1949	Bob Meador, of	14
1950	Sinclair Kouns, lb	11
1951	Billy Hanna, ss	14
1952	Al Doggett, lf	17
	Jerry Marchand, c	17
1953	Irvin DeLatte, lf	18
1954	Paul Zinser, 3b	15
1955	Tommy Virgetts, 2b	17
	Darryl Whitty, cf-3b	17
1956	Don Hover, of	15
1957	Al White, 2b	11
1958	Al White, 2b	28
1959	Ronnie Johnston, cf	33
1960	George Nattin, lf	20
1961	John Bailey, cf	21
1962	Tommy Demont, 3b	17
1963	Gene Achord, cf	23
1964	Pat Screen, lf	16
1965	Sterling Abernathy, cf	8
1966	Lyndon Morris, lb-2b	12
1967	Steve Oglin, lb-lf, p	19
1968	Ron Hunt, ss	17
1969	Craig Burns, cf	13

1970	Mike Moock, 2b	22
1971	Mike Sonderregger, lf	23
1972	Mike Miley, ss	27
1973	Mike Miley, ss	22
1974	Mike Miley, ss	19
1975	Steve Frank, lb	41
1976	Larry Wright, cf	27
	Tony Touns, ss	27
	Steve Bollman, 2b	27
1977	Steve Bollman, 2b	24
1978	Larry Wright, cf	23
1979	Bobby Mariano, 3b	39
1980	Chip Moses, ss	29
1981	Jeff Harrell, lf-lb	48
1982	Ken Mulshenock, dh	41
1983	John Morse, lf	38
	Mike Saab, rf	38
1984	Tim Schneider, 3b	43
1985	Jeff Reboulet, ss	58
1986	Jeff Reboulet, ss	63
	Albert Belle, of	63
	Jim Bowie, lb	63
1987	Jack Voigt, of	63
1988	Andy Galy, 2b	58
1989	Craig Cala, rf	71
1990	Tim Clark, rf	70
1991	Lyle Mouton, rf	78
1992	Todd Walker, 2b	72
1993	Todd Walker, 2b	85
1994	Todd Walker, 2b	77
1995	Warren Morris, 2b	70
1996	Nathan Dunn, 3b	95
1997	Brandon Larson, ss	82
	Eddy Furniss, lb	82
1998	Eddy Furniss, lb	85
1999	Blair Barbier, 3b	66
2000	Mike Fontenot, 2b	93
2001	Ryan Theriot, ss	67
2002	Matt Heath, lf	57
2003	Aaron Hill, ss	68
2004	J.C. Holt, cf	71
2005	Ryan Patterson, lf	74
2006	Quinn Stewart, rf	50
2007	Jared Mitchell, cf	41
2008	Blake Dean, of/dh	62

HITS

YEAR	NAME, POS.	HITS
1948	Bill Michaelis, lf	30
1949	Lee Hedges, ss-of	20
1950	Luther Payer, 3b	20
1951	Billy Hanna, ss	24
1952	Al Doggett, lf	22
1953	Jerry Marchand, c	26
1954	Roger Sigler, p-lf	21
1955	Roger Sigler, p-of	24
1956	Ralph Richoux, c	23
1957	Redfield Bryan, ss	17
1958	Al White, 2b	38
1959	Andy Bourgeois, 3b	35
1960	Frank Naff, lb	29
1961	John Bailey, cf	32
1962	Bobby Theriot, rf	30
1963	Bobby Cotton, rf	30
1964	Bob Stewart, lb	26
	Joe Moock, ss	26
1965	Harry Morel, 3b	22
1966	Bob Leake, ss-3b	22
	Jack Achord, 2b	22
	Tom Giles, c	28
1968	Ron Hunt, ss	34
1969	Phil Lewis, 3b	30
1970	Mike Moock, 2b	40
1971	Craig Burns, cf	42
1972	Mike Miley, ss	40
1973	Gerald Keigley, 3b	27
	Mike Miley, ss	27
1974	Randy Aldridge, lf	32
1975	Steve Frank, lb	62
1976	Larry Wright, cf	47
1977	Kenny Klug, 3b	38
1978	Tim Wadsworth, c-lb-dh	38
1979	Duane Dewey, c	64
1980	Chip Moses, ss	46
	Tony Lonero, c	46
1981	Chip Moses, 2b	70
1982	Ken Mulshenock, dh	37
	Chris Brandt, ss	37
1983	John Morse, lf	67
1984	Tim Sossamon, rf	58
1985	Marty Lanoux, 3b	76
1986	Jim Bowie, lb	88
1987	Craig Faulkner, c	82
1988	Rich Vasquez, cf	68
1989	Wes Grisham, dh	106
1990	Wes Grisham, lf	100

1991	Lyle Mouton, rf	88
1992	Todd Walker, 2b	100
1993	Todd Walker, 2b	109
1994	Todd Walker, 2b	101
1995	Warren Morris, 2b	93
1996	Nathan Dunn, 3b	92
1997	Brandon Larson, ss	110
1998	Eddy Furniss, lb	95
1999	Jeff Leumont, lb	88
2000	Brad Cresce, c	106
2001	Ryan Theriot, ss	94
2002	Sean Barker, rf	102
2003	Aaron Hill, ss	95
2004	J.C. Holt, cf	106
2005	Nick Stavino, hf	95
2006	J.T. Wise, 2b	66
2007	Blake Dean, of	65
2008	Blake Dean, of/dh	95

DOUBLES

YEAR	NAME, POS.	DOUBLES
1948	Gene Murphy, c	2
	Jim Lindsey, lb	2
1949	Lee Hedges, ss-of	2
1950	Bob Meador, of	2
1951	Gene Murphy, c	7
1952	Al Doggett, lf	3
1953	Al Doggett, of	4
1954	Irv Delatte, lb	4
1955	Irv Delatte, lb	4
1956	Don Hover, of	4
	Al White, 2b	4
1958	Ronnie Johnston, cf	5
1959	Ronnie Johnston, cf	6
1960	Billy Barfield, cf	7
1961	Hadley Smith, lf	5
1962	Bobby Theriot, fr	5
1963	Gene Achord, cf	6
	Bobby Cotton, rf	6
1964	Harry Morel, 3b	5
1965	Six Players	2
1966	Lyndon Morris, lf-2b	6
1967	Steve Oglin, lb-lf-p	9
1968	Bob Leake, rf	8
1969	Tom Giles, c	6
1970	Bill Bright, rf	7
1971	Craig Burns, cf	7
	Mike Sonderregger, lf	7
1972	Gerald Keigley, ss	9
1973	Steve Frank, of-lb	7
1974	Mike Miley, ss	6
1975	Wally McMakin, 3b	10
1976	Larry Wright, cf	10
	Tony Touns, ss	10
1977	Larry Wright, cf	7
	Kevin Neromi, rf	7
1978	Tim Wadsworth, c-lb-dh	8
1979	Pete Almaguer, 2b	14
1980	Tommy Mariano, 3b	12
1981	Andy Petrone, 3b	12
1982	Chris Brant, ss	13
	Tony Lonero, c	12
1983	John Morse, lf	14
1984	Tim Schneider, 3b	17
1985	Tim Sossamon	15
1986	Jeff Yurtin, 3b	24
1987	Craig Faulkner, c	19
1988	Craig Cala, rf	14
	Adam Terris, lb	14
1989	Wes Grisham, dh	26
1990	Rich Cordani, 3b	23
	Keith Osik, c	23
1991	Johnny Tellechea, lb	23
1992	Todd Walker, 2b	21
1993	Harry Berrios, rf	22
1994	Russ Johnson, ss	26
1995	Chad Cooley, lf	24
1996	Eddy Furniss, lb	21
1997	Eddy Furniss, lb	25
1998	Eddy Furniss, lb	27
1999	Jeremy Witten, of	18
2000	Brad Hawpe, lb	36 #
2001	Bryan Moore, lb	25
2002	Wally Pontiff, 3b	20
2003	Aaron Hill, ss	27
2004	Ryan Patterson, lf	23
2005	Nick Stavino, hf	23
	Ryan Patterson, lf	23
2006	Will Harris, 3b	18
2007	Blake Dean, of	12
2008	Blake Dean, of/dh	18
	Ryan Schimpf, 2b	18

- NCAA record

TRIPLES

YEAR	NAME, POS.	TRIPLES
1948	NA	
1949	Bob Meador, of	2
	Jim Lindsey, lb	2
1950	NA	
1951	Bob Meador, lf	3
1952	Jim Barton, cf	4
1953	Jerry Marchand, c-of	5
1954	Roger Sigler, p-lf	8
1955	Leonard Drude, p-rf	2
	John Pettis, c	2
	Dan Stovall, lf-if	2
1956	Ralph Richoux, c	2
	Gerald Hare, 2b	2
	Don Hover, of	2
1957	Ralph Richoux, c	2
	Ronnie Johnston, lb	2
1958	Bob Loftin, p-of	5
1959	Frank Naff, rf	3
1960	Carey Guglielmo, rf	3
1961	John Bailey, cf	3
1962	Lynn Amedee, p-lf	2
	Tommy Demont, 3b	2
1963	Harry Morel, 3b	1
	Bobby Cotton, rf	1
	Gene Achord, cf	1
	Don Chatelain, lf	1
1964	Bobby Morel, 3b	1
	Bill Tripplett, rf	1
1965	Harry Morel, 3b	3
	Billy Ezell, lf	3
1966	Six Players	1
1967	Tom Giles, c	3
1968	Tom Henner, lb	1
	Don Barteet, cf	1
1969	Mike Moock, 2b	3
1970	Bill Bright, rf	5
1971	Steve Collins, lb	3
1972	Mike Sonderregger, lf	3
1973	Mike Miley, ss	2
	Robert Woodward, of-p	2
1974	Randy Aldridge, lf	4
	Steve Spitz, 2b	4
	Mike Miley, ss	4
1975	Wally McMakin, 3b	4
	Tony Touns, ss	4
1976	Tony Touns, ss	4
	Four Players	1
1978	Five Players	1
1979	Jeff Harrell	5
1980	Mike Saab, rf	4
1981	Chip Moses, 2b	5
1982	John Morse, lf	5
1983	Mark Howie, ss	7
1984	Manny Mantrana, 2b	6
1985	Tim Sossamon, rf	3
	Albert Belle, cf	3
1986	Jeff Yurtin, 3b	5
	Albert Belle, of	5
1987	Albert Belle, of	3
	Rich Vasquez, 3b	3
	Jack Voigt, of	3
1988	Craig Cala, rf	3
	Tookie Johnson, 3b	3
1989	Wes Grisham, dh	6
1990	Rich Cordani, 3b	6
1991	Andy Sheets, ss	4
1992	Three players	3
1993	Todd Walker, 2b	11
1994	Russ Johnson, ss	4
1995	Mike Klostermeyer, lb	6
1996	Nathan Dunn, 3b	4
1997	Trey McClure, 3b	3
1998	Eddy Furniss, lb	3
1999	Jeff Leumont, lb	3
	Jeremy Witten, of	3
	Ryan Theriot, 2b	3
2000	Mike Fontenot, 2b	3
	Ryan Theriot, ss	3
	Ray Wright, rf	3
2001	Ryan Theriot, ss	3
2002	J.C. Holt, 2b	6
2003	Ivan Naccarata, 3b	5
2004	Blake Gill, ss	4
2005	Ryan Patterson, lf	2
	Derek Hebert, ss	2
	Bruce Sprowl, cf	2
2006	Bruce Sprowl, lf	5
2007	Blake Dean, of	3
	J.T. Wise, inf	3
2008	Ryan Schimpf, 2b	7

HOME RUNS

YEAR	NAME, POS.	HR
1948	NA	
1949	Lee Hedges, ss-of	1
	Bill Michaelis, 3b	1
1950	NA	
1951	Bob Meador, lf	1
	Jim Lindsey, lb	1
	Jim Barton, lb	1
1952	Al Doggett, lf	2
	Jim Barton, cf	2
1953	Tommy Howard, 3b	3
1954	Irv Delatte, lb	1
	Paul Zinser, 3b	1
1955	Roger Sigler, of-p	3
1956	Roger Sigler, p-lb	1
1957	Ralph Richoux, c	1
	Roger Sigler, p-rf	1
	Ronnie Johnston, lb	1
1958	Al White, 2b	3
1959	Andy Bourgeois, 3b	4
	Bill Loftin, c	4
1960	Charles Strange, cf	3
1961	John Bailey, cf	3
1962	Gene Achord, cf	5
1963	Gene Achord, cf	5
1964	Bob Stewart, lb	7
1965	Joe Moock, ss	3
	Pete Coleman, rf	3
1966	Jack Achord, 2b	2
1967	Tom Giles, c	3
	Steve Ogin, lb-lf-p	3
1968	Bob Leake, rf	2
	Steve Ogin, lf	2
	Tom Henner, lb	2
	Tom McKay, 2b	2
1969	Craig Burns, cf	4
1970	Bill Bright, rf	4
	Phil Lewis, ss	4
1971	Craig Burns, cf	5
	Steve Collins, lb	5
1972	Mike Miley, ss	8
1973	Gerald Keigley, 3b	8
1974	Tommy Szaian, c	4
1975	Vaughn Meiners, of	5
1976	Vaughn Meiners, lb	4
1977	Joey Thibodeaux, c	3
1978	Tim Wadsworth, c-lb-dh	7
1979	Bobby Mariano, 3b	5
1980	Randy Olson, lf-lb	4
1981	Bill Friedhof, lb	9
1982	Ken Mulshenock, dh	8
1983	Mark Cooper, c	10
1984	Tim Schneider, 3b	10
1985	Tim Sossamon, rf	12
1986	Albert Belle, of	21
1987	Albert Belle, of	21
1988	Craig Cala, rf	15
1989	Wes Grisham, dh	19
1990	Tim Clark, rf	12
1991	Gary Hymel, c	25
1992	Todd Walker, 2b	12
1993	Todd Walker, 2b	22
1994	Todd Walker, 2b	18
1995	Nathan Dunn, 3b	15
1996	Eddy Furniss, lb	26
1997	Brandon Larson, ss	40
1998	Brad Cresce, c	29
1999	Trey McClure, of	18
	Jeff Leaumont, lb	18
2000	Brad Cresce, c	30 *
2001	Todd Lenden, of	20
2002	Matt Heath, lf	10
2003	Ryan Patterson, dh	16
	Clay Harris, lb	16
2004	Ryan Patterson, lf	14
2005	Ryan Patterson, lf	20
2006	Quinn Stewart, rf	23
2007	Blake Dean, of	7
	Sean Ochinko, c	7
2008	Matt Clark, lb	28 *
* = NCAA Leader		

RUNS BATTED IN		
YEAR	NAME, POS.	RBI
1948	Bill Michaelis, lf	21
1949	Lee Hedges, ss-of	13
1950	NA	
1951	NA	
1952	Jerry Marchand, c	15
1953	Tommy Howard, 3b	21
1954	Irv Delatte, lb	17
1955	Roger Sigler, of-p	23
1956	Roger Sigler, p-of	12
	Gerald Hare, 2b	19

1957	Roger Sigler, p-rf	7
1958	Andy Bourgeois, 3b	21
1959	Andy Bourgeois, 3b	28
1960	Bruce Turner, 2b	16
1961	Hadley Smith, lf	17
1962	Gene Achord, cf	23
1963	Gene Achord, cf	24
1964	Bob Stewart, lb	16
1965	Joe Moock, ss	14
	Ralph Richoux, c	14
1966	Bob Leake, ss-3b	11
	Jack Achord, 2b	11
1967	Tom Giles, c	23
1968	Bob Leake, rf	21
1969	Craig Burns, cf	18
1970	Bill Bright, rf	25
1971	Craig Burns, cf	28
1972	Mike Miley, ss	31
1973	Gerald Keigley, 3b	24
1974	Randy Aldridge, lf	22
1975	Steve Frank, lb	39
1976	Vaughan Meiners, lb	24
1977	Joey Thibodeaux, c	23
1978	Tim Wadsworth, c-lb-dh	27
1979	Pete Almaguer, 2b	38
1980	Randy Olsen, lf-lb	23
1981	Bill Freidhof, lb	43
1982	Bill Freidhof, lb	43
1983	Mark Cooper, c	46
1984	John Dixon, lb	39
1985	Tim Sossamon, rf	50
1986	Albert Belle, of	66
1987	Craig Faulkner, c	69
1988	Craig Cala, rf	75
1989	Wes Grisham, dh	85
1990	Wes Grisham, lf	72
1991	Gary Hymel, c	79
1992	Todd Walker, 2b	76
1993	Todd Walker, 2b	102 *
1994	Russ Johnson, ss	74
1995	Mike Klostermeyer, lb	62
1996	Eddy Furniss, lb	103 *
1997	Brandon Larson, ss	118
1998	Brad Cresce, c	90
1999	Jeff Leaumont, lb	82
2000	Brad Cresce, c	106 *
2001	Todd Linden, of	76
2002	Sean Barker, rf	62
2003	Aaron Hill, ss	67
2004	Ryan Patterson, lf	67
2005	Nick Stavinocha, rf	65
2006	Quinn Stewart, rf	56
2007	Blake Dean, of	46
2008	Blake Dean, of/dh	73

* — NCAA Leader

BATTING AVERAGE

YEAR	NAME, POS.	AVG.
1948	NA	
1949	Lee Hedges, ss-of	.303
1950	Sinclair Kouns, lb	.366
1951	Gene Murphy, c	.390
1952	Jerry Marchand, c	.313
1953	Jerry Marchand, c-of	.371
1954	Roger Sigler, p-lf	.356
1955	Roger Sigler, p-of	.270
1956	Roger Sigler, p-lb	.318
1957	Ralph Richoux, c	.308
1958	Al White, 2b	.388
1959	Andy Bourgeois, 3b	.310
1960	Carey Guglielmo, rf	.295
1961	Hadley Smith, lf	.333
1962	Jimmy Field, lf	.356
1963	Harry Morel, 3b	.308
1964	Bob Stewart, lb	.302
1965	Harry Morel, 3b	.275
1966	Terry Smith, lb	.305
1967	Tom Giles, c	.329
1968	Bob Leake, rf	.323
1969	Phil Lewis, 3b	.238
1970	Bill Bright, rf	.303
1971	Mike Nunally, rf	.395
1972	Mike Miley, ss	.333
1973	Gerald Keigley, 3b	.325
1974	Randy Aldridge, lf	.308
1975	Steve Frank, lb	.337
1976	Tony Touns, ss	.324
1977	Kenny Klug, 3b	.311
1978	Tim Wadsworth, c-lb-dh	.250
1979	Bobby Mariano, 3b	.368
1980	Chip Moses, ss	.326
1981	Andy Petrone, 3b	.362
1982	Ken Mulshenock, dh	.325
1983	Mark Cooper, c	.377

1984	Mark Cooper, c	.326
1985	Marty Lanoux, 3b	.352
1986	Jeff Yurtin, 3b	.361
	Jim Bowie, lb	.361
1987	Albert Belle, of	.349
1988	Craig Cala, rf	.323
1989	Wes Grisham, dh	.364
1990	Wes Grisham, lf	.360
1991	Lyle Mouton, rf	.355
1992	Todd Walker, 2b	.400
1993	Todd Walker, 2b	.395
1994	Russ Johnson, ss	.410
1995	Warren Morris, 2b	.369
1996	Eddy Furniss, lb	.374
1997	Brandon Larson, ss	.381
1998	Eddy Furniss, lb	.403
1999	Jeff Leaumont, lb	.342
2000	Brad Cresce, c	.388
2001	Bryan Moore, lb	.373
2002	Sean Barker, rf	.382
2003	Aaron Hill, ss	.358
2004	J.C. Holt, cf	.393
2005	Nick Stavinocha, rf	.370
2006	Steven Waguespack, lb	.321
2007	Blake Dean, of	.316
2008	Blake Dean, of/dh	.353

STOLEN BASES

YEAR	NAME, POS.	SB
1948	NA	
1949	Bob Meador, of	9
1950	NA	
1951	NA	
1952	NA	
1953	Irvin Delatte, lb	4
1954	Dick McMurray, rf	3
	Paul Zinser, 3b	3
1955	Roger Sigler, p-of	4
1956	Ed Blanchard, ss	4
1957	Redfield Bryan, ss	4
1958	Redfield Bryan, lb	19
1959	Ronnie Johnston, cf	10
1960	Carey Guglielmo, rf	13
1961	Larry Edmonson, 2b	8
1962	Larry Edmonson, 2b	5
1963	Bobby Cotten, rf	7
	Bobby Theriot, lb	7
1964	Pat Screen, lf	6
1965	NA	
1966	Lyndon Morris, lf-2b	8
1967	Lyndon Morris, ss-lf	4
1968	Steve Oglin, lf	5
1969	Craig Burns, cf	8
1970	Mike Sonderregger, lf	9
1971	Craig Burns, cf	14
1972	Mike Sonderregger, lf	19
1973	Mike Sonderregger, of	11
1974	Tony Touns, 3b	11
1975	Larry Wright, of	25
1976	Larry Wright, of	20
1977	Larry Wright, cf	14
1978	Larry Wright, cf	8
1979	Sherman Trimm, cf	20
1980	Chip Moses, ss	12
1981	Chip Moses, 2b	15
1982	John Morse, lf	13
1983	Mike Saab, rf	19
1984	Manny Mantrana, 2b	17
1985	Jeff Reboulet, ss	34
1986	Rob Hartwig, of	31
1987	Rob Hartwig, of	42
1988	Andy Galy, 2b	15
1989	Ron Lim, cf	33
1990	Ron Lim, cf	24
	Scott Bethea, ss	24
1991	Lyle Mouton, rf	20
1992	Harry Berrios, rf	22
1993	Harry Berrios, rf	21
1994	Russ Johnson, ss	26
1995	Warren Morris, 2b	18
1996	Mike Koerner, cf	24
1997	Mike Koerner, cf	17
1998	Josh Dalton, ss	28
1999	Josh Dalton, ss	24
2000	Jeremy Witten, lf	24
2001	Ryan Theriot, ss	17
2002	Sean Barker, rf	24
2003	J.C. Holt, cf	16
2004	J.C. Holt, cf	21
2005	Blake Gill, dh	8
2006	Bruce Sprowl, lf	9
2007	Jared Mitchell, cf	18
2008	Jared Mitchell, lf	16
	Ryan Schimpf, 2b	16

STRIKEOUTS PITCHED

YEAR	NAME	SO
1948	Dick Thompson	53
1949	Dick Thompson	53
1950	NA	
1951	NA	
1952	Benny McArdle	64
1953	Bill Lee Jr.	44
1954	Bill Lee Jr.	24
1955	Bill Lee Jr.	42
1956	Roger Sigler	44
1957	Roger Sigler	28
1958	Bob Loftin	32
1959	Butch Mixon	87
1960	Butch Mixon	61
1961	Allen Smith	75
1962	Fred Southerland	64
1963	Steve George	50
1964	Steve George	56
1965	Van Quigley	54
1966	Roger Baudier	53
1967	Bruce Baudier	65
1968	Dick Hicks	62
1969	Mike Lee	35
	Al Hoaglund	35
1970	Randy Wiles	70
1971	Randy Wiles	65
1972	Randy Wiles	116
1973	Randy Wiles	59
1974	Tom Charpentier	40
1975	Paul Stefan	79
1976	Paul Stefan	83
1977	Paul Stefan	51
1978	Mike Lloyd	32
1979	Mike Alvarez	43
1980	Don Schneider	48
1981	Billy Donathan	38
1982	Billy Donathan	64
1983	Cal Santarelli	91
1984	Robbie Smith	87
1985	Eric Hetzel	99
1986	Mark Guthrie	122
1987	Gregg Patterson	109
1988	Russ Springer	156
1989	Ben McDonald	202
1990	Paul Byrd	130
1991	Chad Ogea	140
1992	Lloyd Peever	116
1993	Mike Sirotko	105
1994	Scott Schultz	131
1995	Scott Schultz	150
1996	Eddie Yarnall	156
1997	Doug Thompson	158
1998	Randy Keisler	135
1999	Kurt Ainsworth	157
2000	Brian Tallet	134
2001	Lane Mestepey	79
2002	Bo Pettit	121
2003	Bo Pettit	99
2004	Justin Meier	75
2005	Greg Smith	82
2006	Clay Dirks	84
2007	Charlie Furbush	88
2008	Jared Bradford	90

EARNED RUN AVERAGE

YEAR	NAME	ERA
1952	Benny McArdle	2.31
1953	Benny McArdle	2.89
1954	Tom Barfield	1.33
1955	Leonard Drude	4.25
1956	Roger Sigler	1.74
1957	Jim Burt	2.33
1958	Fred Falkenheimer	2.40
1959	Bob Flowers	3.00
1960	Bob Flowers	1.90
1961	Allen Smith	1.34
1962	Allen Smith	1.93
1963	Wiley Dial	2.23
1964	Steve George	2.32
1965	Van Quigley	3.52
1966	Bruce Baudier	1.10
1967	Bruce Baudier	2.11
1968	Mike Tullier	1.35
1969	Craig Pemberton	2.59
1970	Rick Farizo	0.21
1971	Craig Pemberton	2.18
1972	Randy Wiles	1.79
1973	Pat Moock	2.71
1974	Tom Charpentier	2.50
1975	Guy Hollingsworth	1.83
1976	Paul Stefan	1.94
1977	Randy Olsen	3.37

1978	Mike Lloyd	2.13
1979	Kevin Karcher	2.36
1980	Don Schneider	1.38
1981	Mike Murdock	3.73
1982	Billy Donathan	3.40
1983	Cal Santarelli	2.74
1984	Mark Guthrie	2.00
1985	Mark Guthrie	3.39
1986	Barry Manuel	2.37
1987	Gregg Patterson	1.84
1988	Ben McDonald	2.65
1989	Curtis Leskanic	3.19
1990	John O'Donoghue	2.88
1991	Mike Sirotko	2.80
1992	Lloyd Peever	1.98
1993	Brett Laxton	1.98
1994	Bhrett McCabe	2.84
1995	Scott Schultz	3.46
1996	Eddie Yarnall	2.38
1997	Chris Demouy	3.63
1998	Doug Thompson	4.24
1999	Kurt Ainsworth	3.45
2000	Brian Tallet	3.52
2001	Lane Mestepey	3.75
2002	Lane Mestepey	2.59
2003	Justin Meier	2.83
2004	Clay Dirks	3.43
2005	Jason Determann	2.30
2006	Derik Olvey	3.50
2007	Jared Bradford	4.41
2008	Louis Coleman	1.95

INNINGS PITCHED

YEAR	NAME	IP
1948	Dick Thompson	72.2
1949	Dick Thompson	58.2
1950	NA	
1951	Bud McDonald	41.2
1952	Benny McArdle	78
1953	Benny McArdle	56
1954	Roger Sigler	33
1955	Leonard Drude	72
1956	Roger Sigler	83.1
1957	Leonard Drude	47
1958	Bob Loftin	58.2
1959	Butch Mixon	69
1960	Allen Smith	70.1
1961	Allen Smith	88
1962	Allen Smith	79
1963	Steve George	68.2
1964	Steve George	69.2
1965	Van Quigley	69
1966	Van Quigley	55.2
1967	Bruce Baudier	72.2
1968	Dick Hicks	74.1
1969	Dale Burch	59.1
1970	Randy Wiles	79.1
1971	Louis Farmer	81.1
1972	Randy Wiles	90.2
1973	Pat Moock	66.1
1974	Pat Moock	56.2
1975	Pat Moock	96.2
1976	Paul Stefan	97.1
1977	Paul Stefan	94.2
1978	Jim Uremovich	76.1
1979	Mike Alvarez	84.1
1980	Mike Alvarez	70
1981	Mike Murdock	67.2
1982	Billy Donathan	65
1983	Cal Santarelli	82
1984	Robbie Smith	105
1985	Eric Hetzel	105
1986	Stan Loewer	123.2
1987	Gregg Patterson	122
1988	Russell Springer	119
1989	Ben McDonald	152.1
1990	Paul Byrd	140.2
1991	Chad Ogea	131.1
1992	Lloyd Peever	104.2
1993	Mike Sirotko	145
1994	Scott Schultz	118.2
1995	Scott Schultz	117
1996	Eddie Yarnall	124.2
1997	Patrick Coogan	125
1998	Doug Thompson	121
1999	Kurt Ainsworth	130.1
2000	Brian Tallet	143.1
2001	Lane Mestepey	139.1
2002	Lane Mestepey	142.1
2003	Nate Bumstead	110
2004	Justin Meier	100.2
2005	Greg Smith	104
2006	Clay Dirks	88
2007	Jared Bradford	96
2008	Jared Bradford	98.1

PITCHING VICTORIES

YEAR	NAME	WINS
1948	Dick Thompson	2
	Julius Benschel	2
1949	Bud McDonald	2
	Dick Thompson	2
1950	NA	
1951	Benny McArdle	3
	Bud McDonald	3
1952	Benny McArdle	7
1953	Benny McArdle	4
1954	Bill Lee, Jr	2
	Al King	2
	Roger Sigler	2
1955	Leonard Drude	2
	Bill Lee, Jr.	2
1956	Roger Sigler	6
1957	Roger Sigler	
1958	Bob Loffin	
1959	Butch Mixon	6
1960	Butch Mixon	5
	Allen Smith	5
1961	Allen Smith	10
1962	Allen Smith	7
1963	Wiley Dial	6
1964	Steve George	6
1965	Van Quigley	4
1966	Bruce Baudier	3
	Ken Schuetz	3
	Van Quigley	3
1967	Bruce Baudier	3
1968	Dick Hicks	6
1969	Dale Burch	3
1970	Randy Wiles	5
1971	Louis Farmer	7
1972	Randy Wiles	7
1973	Pat Moock	8
1974	Tom Charpentier	6
1975	Pat Moock	10
1976	Paul Stefan	10
1977	Paul Stefan	3
1978	Mike Lloyd	3
	Jim Uremovich	3
	Don Schneider	3
1979	Mike Alvarez	9
1980	Don Schneider	8
1981	Bill Van Loon	8
1982	Billy Donathann	8
1983	Cal Santarelli	9
1984	Robbie Smith	7
	Clay Parker	7
1985	Eric Hetzel	10
1986	Stan Loewer	14
1987	Gregg Patterson	1
1988	Ben McDonald	13
1989	Curtis Leskanic	17
1990	Paul Byrd	17
1991	Chad Ogea	14
1992	Lloyd Peever	14
1993	Mike Sirotko	12
	Brett Laxton	12
1994	Scott Schultz	12
1995	Scott Schultz	11
1996	Eddie Yarnall	1
1997	Patrick Coogan	14
1998	Doug Thompson	12
1999	Kurt Ainsworth	13
2000	Brian Talbot	15
2001	Lane Mestepey	1
2002	Lane Mestepey	1
2003	Nate Bumstead	10
2004	Nate Bumstead	10
2005	Clay Dirks	10
	Greg Smith	10
2006	Derik Olvey	6
	Chase Dardar	6
2007	Jared Bradford	10
2008	Jared Bradford	10

INTRO

THIS IS LSU

PREVIEW

TIGERS

COACHES

REVIEW

HISTORY

RECORDS

LSU



**First Baseman Eddy Furniss
(1995-98)**



**Shortstop Jason Williams
(1993-96)**



**Shortstop Brandon Larson
(1997)**

Batting

MOST GAMES

Season: 73 by Johnny Tellechea, Andy Sheets, Tookie Johnson (1991); by Wes Grisham, Tim Clark, Scott Bethea (1990)

Career: 266 by Jason Williams (1993-96)

MOST AT BATS

Game: 8 by Jim Hathorne and Duane Dewey vs. Tulane (4-5-79)

Season: 293 by Ryan Patterson (2004)

Career: 1019 by Jason Williams (1993-96)

MOST RUNS SCORED

Game: 5 by eight players; most recently by Brad Cresse vs. UL-Monroe (5-27-00)

Season: 95 by Nathan Dunn (1996)

Career: 270 by Jason Williams (1993-96)

MOST HITS

Game: 5 by Randy Olson vs. So. Miss. (4-1-79); by Albert Belle vs. Louisiana College (2-18-87); by Rich Vasquez vs. McNeese State (2-22-87); by Craig Faulkner vs. Oral Roberts (3-21-87); by Wes Grisham vs. Southern (2-28-89) and vs. Miss. State (4-16-89); by Keith Osik vs. La. Tech (5-19-89); by Rich Cordani vs. Southern (3-6-90); by Ron Lim vs. Evansville (3-14-90); by Johnny Tellechea at Nevada-Las Vegas (3-9-91); by Lyle Mouton at Louisiana Tech (4-10-91); by Andy Sheets vs. Louisiana College (3-14-92); by Russ Johnson vs. Florida (4-11-93); by Jason Williams vs. Arkansas (4-23-94); by Mike Koerner at South Carolina (4-5-96); by Mike Koerner vs. Va. Commonwealth (3-1-97); by Blair Barbier vs. Southern (3-4-98); by Eddy Furniss at Auburn (3-13-98); by Eric Hendrickson vs. Ohio (3-5-99); by Blair Barbier at Georgia (5-8-99); by Brad Cresse vs. Tulane (3-1-00); by Mike Fontenot at Central Florida (3-4-00); by Blair Barbier at SE Louisiana (3-14-00); by Brad Cresse at Auburn (3-31-00); by Bryan Moore at Arizona State (3-3-01); by Bryan Moore vs. Vanderbilt (4-22-01); by Matt Heath at Tennessee (5-4-02); by Aaron Hill vs. South Carolina (4-5-03); by Jon Zeringue vs. Vanderbilt (5-15-04); by Ryan Patterson vs. Tennessee (5-14-05); by Blake Dean vs. UC Irvine (6-9-08)

Season: 110 by Brandon Larson (1997)

Career: 352 by Eddy Furniss (1995-98)

MOST SINGLES

Game: 5 by Craig Faulkner vs. Oral Roberts (3-21-87)

Season: 78 by Sean Barker (2002); by J.C. Holt (2004)

Career: 238 by Jason Williams (1993-96)

MOST DOUBLES

Game: 3 on 18 occasions; most recently by Nick Stavinoha vs. Southern Miss (6-5-04)

Season: 36 by Brad Hawpe (2000)

Career: 87 by Eddy Furniss (1995-98)

MOST TRIPLES

Game: 2 by nine players; most recently by Jeff Leamont vs. Kentucky (5-16-99)

Season: 11 by Todd Walker (1993)

Career: 15 by Todd Walker (1992-94)

MOST HOME RUNS

Game: 3 by Mark Cooper vs. Ole Miss (4-9-83); by Eddy Furniss at Arkansas (4-21-95); by Eddy Furniss vs. Georgia (3-17-96); by Brandon Larson vs. Duke (2-23-97); by Brandon Larson at La. Tech (3-25-97); by Eddy Furniss at Auburn (3-13-98); by Eric Hendrickson vs. Ohio (3-5-99); by Brad Cresse vs. UL-Monroe (5-27-00); by Zeph Zinsman vs. Duquesne (2-23-01); by Quinn Stewart vs. Stetson (3-11-06)

Season: 40 by Brandon Larson (1997)

Career: 80 by Eddy Furniss (1995-98)

MOST RUNS BATTED IN

Game: 9 by Eric Hendrickson vs. Ohio (3-5-99)

Season: 118 by Brandon Larson (1997)

Career: 308 by Eddy Furniss (1995-98)

MOST TOTAL BASES

Game: 16 by Eddy Furniss at Auburn (3-13-98)

Season: 250 by Brandon Larson (1997)

Career: 689 by Eddy Furniss (1995-98)

HIGHEST SLUGGING PERCENTAGE

Season: .898 by Eddy Furniss (1998)

Career: .727 by Eddy Furniss (1995-98)

MOST SACRIFICE FLIES

Game: 2 on several occasions; most recently by Blake Gill vs. UAB (3-4-05)

Season: 10 by Wes Grisham (1990)

Career: 18 by Blair Barbier (1997-2000); by Wally Pontiff (2000-02)

MOST SACRIFICE BUNTS

Game: 2 on several occasions; most recently by Derek Helenihi vs. Arkansas (3-23-08)

Season: 13 by Michael Hollander (2007)

Career: 33 by Michael Hollander (2005-08)

MOST WALKS

Game: 4 on several occasions; most recently by Matt Heath vs. South Carolina (5-23-02)

Season: 77 by Andy Galy (1987)

Career: 191 by Eddy Furniss (1995-98)

MOST STRIKEOUTS

Game: 5 by Tim Lanier at Nicholls State (4-26-94); by Casey Cuntz vs. South Carolina (4-5-97)

Season: 73 by Gary Hymel (1991)

Career: 213 by Brad Cresse (1997-2000)

MOST STOLEN BASES

Game: 4 by Wally McMakin vs. Michigan State (3-21-75)

Season: 42 by Rob Hartwig (1987)

Career: 73 by Rob Hartwig (1986-87)

HIGHEST BATTING AVERAGE

(Minimum of two at bats per team game)

Season: .410 by Russ Johnson (1994)

Career: .396 by Todd Walker (1992-94)



Pitching

MOST INNINGS PITCHED

Game:	10.2 by Russell Springer vs. Kentucky (3-20-88)
Season:	152.1 by Ben McDonald (1989)
Career:	480 by Lane Mestepey (2001-05)

MOST APPEARANCES

Season:	41 by Barry Manuel (1986); by Rick Greene (1991)
Career:	108 by Mark LaRosa (1988-91)

MOST STRIKEOUTS

Game:	17 by Scott Schultz vs. Maine (3-10-95) *
Season:	202 by Ben McDonald (1989)
Career:	409 by Scott Schultz (1992-95)

MOST WALKS

Game:	11 by Eddie Olsen vs. Ole Miss (3-20-77); by John Chadwick vs. Miss. State (4-4-66)
Season:	79 by Dan Kite (1988)
Career:	183 by Dan Kite (1986-88)

MOST HITS ALLOWED

Game:	15 by Scott Schultz at Auburn (5-6-94)
Season:	158 by Lane Mestepey (2001)
Career:	535 by Lane Mestepey (2001-05)

MOST WILD PITCHES

Game:	6 by Scott Schultz vs. Alabama (4-28-95)
Season:	20 by Kurt Ainsworth (1999)
Career:	45 by Scott Schultz (1992-95)

MOST STARTS

Season:	22 by Ben McDonald (1988); by Mark Guthrie (1986)
Career:	68 by Lane Mestepey (2001-05)

MOST SHUTOUTS

Season:	3 by Randy Wiles (1970); by Ben McDonald (1989); by Brian Tallet (2000)
Career:	7 by Randy Wiles (1970-73)

MOST COMPLETE GAMES

Season:	10 by Mike Sirotko (1993); by Ben McDonald (1988); by Paul Stefan (1976)
Career:	27 by Pat Mook (1972-75)

LOWEST EARNED RUN AVERAGE

Season:	0.21 by Rick Farizo (1970)
Career:	1.70 by Bruce Baudier (1966-67)

HIGHEST WON-LOST PERCENTAGE

Season:	1.000 by Lloyd Peever (14-0, 1992)
Career:	.880 by Patrick Coogan (22-3, 1995-97)

MOST WINS

Season:	17 by Paul Byrd (17-6, 1990)
Career:	38 by Scott Schultz (38-12, 1992-95)

MOST LOSSES

Season:	9 by Charlie Furbush (2007)
Career:	20 by Lane Mestepey (2001-05)

MOST SAVES

Season:	14 by Rick Greene (1991)
Career:	29 by Rick Greene (1990-92)

FEWEST HITS ALLOWED

(Per Nine Innings)	
Season:	4.07 by Fred Southerland (25 hits in 55.1 IP, 1962)
Career:	5.33 by Barry Manuel (80 hits in 135 IP, 1985-87)

FEWEST WALKS ALLOWED

(Per Nine Innings)	
Season:	1.08 by Lane Mestepey (17 walks in 142.1 IP, 2002)
Career:	1.69 by Jason Determann (40 walks in 213 IP, 2002-05)

MOST STRIKEOUTS

(Per Nine Innings)	
Season:	14.33 by Russell Springer (68 Ks in 42.2 IP, 1987)
Career:	11.88 by Eddie Yarnall (260 Ks in 197 IP, 1994-96)

MOST RUNS ALLOWED

Game:	15 by Chuck Voorhies vs. Michigan St. (3-22-75)
Season:	77 by Lane Mestepey (2001)
Career:	249 by Lane Mestepey (2001-05)

MOST EARNED RUNS ALLOWED

Game:	11 by Ben McDonald vs. Texas (6-8-89)
Season:	68 by Brandon Bowe (1999); by Bo Pettit (2003)
Career:	192 by Lane Mestepey (2001-05)

MOST PICKOFFS

Season:	19 by John O'Donoghue (1990)
---------	------------------------------

Fielding

MOST PUT OUTS

Game:	21 by Tim Lanier at Florida (3-22-96)
Season:	633 by Kenny Jackson (1993)
Career:	1598 by Eddy Furniss (1995-98)

MOST ASSISTS

Game:	10 on four occasions; most recently by Michael Hollander vs. Ole Miss (4-14-07)
Season:	246 by Ryan Theriot (2001)
Career:	625 by Jason Williams (1993-96); by Ryan Theriot (1999-2001)


MOST ERRORS

Game:	4 on four occasions; most recently by Michael Hollander vs. New Orleans (3-29-05)
Season:	33 by Keith Osik (1989)
Career:	74 by Mike Croswell (1975-78)


* - Schultz' strikeout mark is the "modern-day" LSU record. LSU's Butch Mixon recorded 24 strikeouts versus SW Louisiana on April 28, 1959.



Pitcher Randy Wiles
(1970-73)



Pitcher Scott Schultz
(1992-95)



Pitcher Russ Springer
(1987-89)



INTRO

THIS IS LSU

PREVIEW

TIGERS

COACHES

REVIEW

HISTORY

RECORDS

LSU



Pitcher Rick Farizo
(1968-71)



Head Coach Jim Smith
(1966-1978)



Catcher Rob Leary
(1985-86)

Batting

MOST AT BATS

Game: 58 at Florida (3-22-96)
Season: 2,542 (2000)

MOST RUNS SCORED

Inning: 18 vs. Georgia Tech (7th inning, 5-26-96)
Game: 29 vs. Georgia Tech (5-26-96)
Season: 673 (1997)

MOST HITS

Game: 27 vs. Evansville (3-14-90)
Season: 864 (2000)

MOST SINGLES

Game: 19 at Miss. State (5-19-95)
Season: 558 (2000)

MOST DOUBLES

Game: 10 vs. Arkansas (3-22-98)
Season: 194 (2000)

MOST TRIPLES

Game: 3 on 13 occasions; most
recently vs Tennessee Tech (2-17-06)
Season: 37 (1993)

MOST HOME RUNS

Game: 8 vs. Southern California (5-30-98)
Season: 188 (1997)

MOST RUNS BATTED IN

Game: 28 vs. Georgia Tech (5-26-96)
Season: 632 (1997)

MOST TOTAL BASES

Game: 54 at Louisiana College (3-14-92)
Season: 1,523 (1997)

HIGHEST SLUGGING PERCENTAGE

Game: 1.058 at Louisiana College (3-14-92)
Season: .607 (1997)

MOST SACRIFICE FLIES

Game: 4 on two occasions, most
recently at Southern (4-20-04)
Season: 48 (1996)

MOST SACRIFICE BUNTS

Game: 4 on four occasions, most recently vs.
New Orleans (5-13-08)
Season: 43 (2006)

MOST WALKS

Game: 16 vs. Mercer (2-18-89); vs. Mercer (2-19-89); vs. Florida (3-2-91)
Season: 444 (1989)

MOST STRIKEOUTS

Game: 21 vs. Tulane (11 innings, 4-30-65)
Season: 585 (1997)

MOST STOLEN BASES

Game: 10 vs. Michigan St. (3-21-75)
Season: 156 (1987)

MOST LEFT ON BASE

Game: 22 vs. Tulane (14 innings, 4-5-79)
Season: 613 (2000)

BATTING AVERAGE

High: .340 (2000)
Low: .210 (1969)

HITS PER GAME

High: 12.52 (2000)
Low: 6.06 (1969)

RUNS PER GAME

High: 9.67 (1996)
Low: 2.83 (1969)

WALKS PER GAME

High: 6.17 (1989)
Low: 2.79 (1965)

STRIKEOUTS PER GAME

High: 8.37 (1998)
Low: 3.81 (1981)

Fielding

MOST PUT OUTS

Game: 48 vs. South Alabama (16 innings, 4-10-72)
Season: 1,891 (1990)

MOST ASSISTS

Game: 24 vs. New Orleans (15 innings, 5-13-08)
Season: 830 (1993)

MOST ERRORS

Game: 8 vs. Auburn (3-4-84)
Season: 125 (1993)

MOST DOUBLE PLAYS

Game: 5 vs. Georgia (4-13-02); vs.
Mississippi State (3-26-04)
Season: 73 (2002)

MOST TRIPLE PLAYS

Game: 1 vs. New Orleans (4-28-81); vs.
Oklahoma (5-23-97); vs. Ole Miss
(3-28-99)
Season: 1 (1981, 1997, 1999)



Pitcher Clay Parker
(1982-85)

Pitching

MOST INNINGS PITCHED

Game: 16 vs. South Alabama (4-10-72)
Season: 630.1 (1990)

MOST STRIKEOUTS

Game: 20 at Florida (16 innings, 3-22-96)
Season: 682 (1997)

MOST WALKS

Game: 16 vs. Tulane (3-10-83)
Season: 292 (1988)

MOST RUNS ALLOWED

Inning: 12 vs. Miss. St. (3rd inning, 4-10-78)
Game: 28 at Alabama (5-10-97)
Season: 402 (1999)

MOST EARNED RUNS ALLOWED

Game: 22 at Alabama (5-10-97)
Season: 329 (1999)

MOST HITS ALLOWED

Game: 28 at Alabama (5-10-97)
Season: 661 (2000)

MOST WILD PITCHES

Game: 6 vs. Alabama (4-28-95)
Season: 69 (1999)

MOST APPEARANCES

Game: 8 vs. TCU (3-19-94); vs. Ole Miss (4-14-01);
vs. Tulane (3-19-08)
Season: 255 (2008)

SAVES

High: 20 (1989)
Low: 0 (1976)

COMPLETE GAMES

High: 25 (1979, 1968)
Low: 2 (2006, 2007, 2008)

EARNED RUN AVERAGE

High: 6.08 (1981)
Low: 1.75 (1968)

STRIKEOUTS PER GAME

High: 9.74 (1997)
Low: 3.78 (1978)

WALKS PER GAME

High: 5.22 (1982)
Low: 2.51 (2004)

HITS ALLOWED PER GAME

High: 10.4 (2007)
Low: 4.79 (1968)

RUNS ALLOWED PER GAME

High: 6.92 (1981)
Low: 1.91 (1968)

Season

GAMES PLAYED

High: 73 (1990, 1991)
Low: 19 (1965)

GAMES WON

High: 57 (1997)
Low: 6 (1965)

GAMES LOST

High: 34 (1978)
Low: 13 (1997, 1973, 1967, 1965)

CONSECUTIVE GAMES WON

Season: 23 (2008 - SEC record)

CONSECUTIVE GAMES LOST

Season: 11 (1982)

GAMES WON AT HOME

High: 38 (1986)
Low: 6 (1965)

GAMES WON ON ROAD

High: 24 (1989, 2000)
Low: 0 (1965)

CONFERENCE WINS


High: 22 (1997, 1986)
Low: 4 (1977, 1969, 1966, 1965)

CONFERENCE LOSSES


High: 18 (1978)
Low: 3 (1975)

WON-LOST PERCENTAGE

High: .814 (57-13, 1997)
Low: .282 (12-34, 1978)



Outfielder Ryan Patterson
(2003-05)



Pitcher Pat Mooock
(1972-75)



Head Coach Ray Didier led
LSU to the 1961 SEC title.



Jason Determann posted a 19-5 mark and a
3.13 ERA during his LSU career (2002-05).

INTRO

THIS IS LSU

PREVIEW

TIGERS

COACHES

REVIEW

HISTORY

RECORDS

LSU



All-America

- 2008 **Blake Dean**, OF, *Baseball America* (1st Team)
- 2005 **Ryan Patterson**, LF, *USA Today/SportsWeekly* (1st Team); *NCBWA* (1st Team); *ABCA* (2nd Team); *Collegiate Baseball* (2nd Team); *Baseball America* (3rd Team)
- Greg Smith**, LHP, *Collegiate Baseball* (3rd Team)
- 2004 **Jon Zeringue**, RF, *USA Today/SportsWeekly* (1st Team); *NCBWA* (1st Team); *Collegiate Baseball* (2nd Team)
- J.C. Holt**, CF, *Baseball America* (3rd Team)
- Clay Dirks**, LHP, *NCBWA* (3rd Team)
- 2003 **Aaron Hill**, SS, *Baseball America* (1st Team); *Collegiate Baseball* (2nd Team); *ESPN/SportsWeekly* (2nd Team); *ABCA* (2nd Team)
- 2002 **Lane Mestepey**, LHP, *Collegiate Baseball* (3rd Team)
- 2001 **Lane Mestepey**, LHP, *Collegiate Baseball* (3rd Team)
- Todd Linden**, OF, *Baseball America* (3rd Team)
- 2000 **Brad Cresse**, C, *Baseball Weekly* (1st Team); *Collegiate Baseball* (1st Team); *NCBWA* (1st Team); *Baseball America* (1st Team); *ABCA* (1st Team); *The Sporting News* (2nd Team)
- Brad Hawpe**, IB, *Baseball America* (2nd Team); *Collegiate Baseball* (3rd Team)
- Brian Tallet**, LHP, *Baseball America* (2nd Team)
- 1999 **Kurt Ainsworth**, RHP, *Baseball America* (1st Team)
- Brad Cresse**, C, *NCBWA* (2nd Team)
- Jeff Leamont**, IB, *NCBWA* (3rd Team)
- 1998 **Eddy Furniss**, IB, *NCBWA* (1st Team); *Collegiate Baseball* (1st Team); *Baseball America* (1st Team); *The Sporting News* (1st Team); *ABCA* (1st Team); *USA Today* (2nd Team)
- Brad Cresse**, C, *The Sporting News* (1st Team); *NCBWA* (2nd Team); *ABCA* (3rd Team)
- Trey McClure**, INF, *NCBWA* (2nd Team); *The Sporting News* (3rd Team)
- Doug Thompson**, RHP, *NCBWA* (2nd Team)
- 1997 **Brandon Larson**, SS, *Baseball America* (1st Team); *NCBWA* (1st Team); *The Sporting News* (1st Team); *ABCA* (1st Team); *Collegiate Baseball* (3rd Team)
- Patrick Coogan**, RHP, *NCBWA* (1st Team); *Collegiate Baseball* (2nd Team); *Baseball America* (3rd Team)
- Eddy Furniss**, IB, *NCBWA* (3rd Team)
- 1996 **Eddy Furniss**, IB, *Collegiate Baseball* (1st Team); *Baseball America* (1st Team); *ABCA* (1st Team); *NCBWA* (1st Team)
- Eddie Yarnall**, LHP, *Baseball America* (1st Team); *ABCA* (1st Team); *Collegiate Baseball* (2nd Team); *NCBWA* (2nd Team)
- Jason Williams**, SS, *NCBWA* (2nd Team); *ABCA* (3rd Team)
- Nathan Dunn**, 3B, *NCBWA* (2nd Team); *Collegiate Baseball* (3rd Team)
- Warren Morris**, 2B, *NCBWA* (Honorable Mention)
- Chad Cooley**, OF, *NCBWA* (Honorable Mention)
- Chris Demouy**, LHP, *NCBWA* (Honorable Mention)
- 1995 **Scott Schultz**, RHP, *NCBWA* (1st Team); *Collegiate Baseball* (3rd Team); *Baseball America* (3rd Team); *ABCA* (3rd Team)
- Warren Morris**, 2B, *NCBWA* (2nd Team)
- Mike Klostermeyer**, IB, *NCBWA* (3rd Team)
- Jason Williams**, SS, *NCBWA* (Honorable Mention)
- 1994 **Todd Walker**, 2B, *Collegiate Baseball* (1st Team); *Baseball America* (1st Team); *NCBWA* (1st Team); *ABCA* (1st Team)
- Russ Johnson**, SS, *NCBWA* (1st Team); *Collegiate Baseball* (2nd Team); *Baseball America* (2nd Team); *ABCA* (2nd Team)
- Scott Schultz**, RHP, *NCBWA* (2nd Team); *Collegiate Baseball* (3rd Team)
- 1993 **Todd Walker**, 2B, *Collegiate Baseball* (1st Team); *Baseball America* (1st Team); *ABCA* (1st Team); *NCBWA* (1st Team)
- Brett Laxton**, RHP, *NCBWA* (1st Team); *Collegiate Baseball* (2nd Team); *Baseball America* (2nd Team); *ABCA* (3rd Team)
- Harry Berrios**, OF, *ABCA* (2nd Team); *NCBWA* (2nd Team)
- 1992 **Lloyd Peever**, RHP, *Collegiate Baseball* (1st Team);

- Baseball America* (1st Team); *ABCA* (1st Team)
- Todd Walker**, 2B, *Collegiate Baseball* (2nd Team); *Baseball America* (2nd Team)
- Rick Greene**, RHP, *Collegiate Baseball* (2nd Team)
- 1991 **Chad Ogea**, RHP, *Baseball America* (2nd Team)
- Rick Greene**, RHP, *Collegiate Baseball* (2nd Team); *ABCA* (3rd Team)
- Lyle Mouton**, OF, *Collegiate Baseball* (3rd Team)
- 1990 **Wes Grisham**, OF, *Baseball America* (1st Team); *ABCA* (2nd Team); *The Sporting News* (2nd Team)
- Paul Byrd**, RHP, *Baseball America* (2nd Team)
- 1989 **Ben McDonald**, RHP, *Baseball America* (1st Team); *Collegiate Baseball* (1st Team); *The Sporting News* (1st Team); *ABCA* (1st Team)
- 1988 **Ben McDonald**, RHP, *Baseball America* (1st Team)
- 1987 **Gregg Patterson**, LHP, *Baseball America* (2nd Team)
- 1986 **Barry Manuel**, RHP, *ABCA* (3rd Team); *Baseball America* (2nd Team)
- Albert Belle**, OF, *Baseball America* (2nd Team)
- 1983 **Cal Santarelli**, P, *ABCA* (3rd Team)
- 1974 **Mike Miley**, 2B, *The Sporting News* (1st Team)
- 1961 **Allen Smith**, P, *ABCA* (1st Team)

Freshman All-America

- 2008 **Micah Gibbs**, C, *Baseball America* (1st Team); *Rivals.com* (1st Team)
- 2007 **Blake Dean**, OF, *Collegiate Baseball* (1st Team)
- 2006 **J.T. Wise**, 2B, *Collegiate Baseball* (1st Team)
- 2004 **Clay Dirks**, LHP, *Collegiate Baseball* (1st Team); *Baseball America* (2nd Team)
- 2003 **Jason Determann**, LHP, *Collegiate Baseball* (Freshman 1st Team)
- Justin Meier**, RHP, *Collegiate Baseball* (Freshman 1st Team)
- 2002 **J.C. Holt**, 2B, *Baseball America* (2nd Team); *Collegiate Baseball* (Honorable Mention)
- Clay Harris**, RHP, *Collegiate Baseball* (Honorable Mention)
- Jason Vargas**, LHP, *Collegiate Baseball* (Honorable Mention)
- 2001 **Lane Mestepey**, LHP, *Baseball America* (1st Team); *Collegiate Baseball* (1st Team); *Baseball Weekly* (1st Team)
- Aaron Hill**, OF, *Collegiate Baseball* (Honorable Mention)
- 2000 **Mike Fontenot**, 2B, *Collegiate Baseball* (1st Team); *Baseball America* (1st Team)
- Wally Pontiff**, OF, *Collegiate Baseball* (Honorable Mention)
- Bo Pettit**, RHP, *Collegiate Baseball* (Honorable Mention)
- 1997 **Blair Barbier**, 2B, *Collegiate Baseball* (1st Team)
- 1995 **Eddy Furniss**, DH, *Collegiate Baseball* (Honorable Mention)
- 1994 **Warren Morris**, LF, *Collegiate Baseball* (Honorable Mention)
- 1993 **Brett Laxton**, RHP, *Collegiate Baseball* (1st Team)
- 1992 **Todd Walker**, 2B, *Collegiate Baseball* (1st Team); *Baseball America* (1st Team)
- Russ Johnson**, 3B, *Collegiate Baseball* (1st Team); *Baseball America* (1st Team)
- Scott Schultz**, RHP, *Baseball America* (1st Team); *Collegiate Baseball* (Honorable Mention)
- 1989 **Paul Byrd**, RHP, *Collegiate Baseball* (1st Team)
- 1986 **Dan Kite**, RHP, *Baseball America* (1st Team)

Academic All-America

- 2005 **Jason Determann** (2nd Team)
- 1998 **Eddy Furniss**, IB (2nd Team)
- 1997 **Eddy Furniss**, IB (1st Team)
- 1996 **Eddy Furniss**, IB (2nd Team)
- Chris Demouy**, P (3rd Team)
- 1995 **Warren Morris**, 2B (1st Team)
- 1994 **Tim Lanier**, C (3rd Team)

SEC Scholar Athlete of the Year

- 2005 **Jason Determann**, LHP

SEC Academic Honor Roll

- 2008 **Kyle Beerbohm**, LHP (Kinesiology)
- Paul Bertuccini**, RHP (Management)
- Jared Bradford**, RHP (General Studies)



Blair Barbier
1997 All-SEC

- Ryan Byrd, LHP (General Studies)
- Matt Clark, IB (General Studies)
- Kevin Farnsworth, C (Biology)
- Matt Gaudet, IB (General Studies)
- Buzzy Haydel, INF (General Studies)
- Michael Hollander, 3B (Communications)
- Jason Lewis, C (General Studies)
- Blake Martin, LHP (General Studies)
- Nicholas Pontiff, OF (Management)
- Ryan Schimpf, 2B (Undeclared)
- Ryan Verdugo, LHP (General Studies)
- 2007 **Jared Bradford**, RHP (General Studies)
- Steven Broschovsky**, OF (Management)
- Will Davis**, C (Secondary Education)
- Kevin Farnsworth, C (Biology)
- Jeffrey Garidel, INF (General Studies)
- Cade Gautreau, C (Accounting)
- Michael Hollander, INF (Communication Studies)
- Nicholas Pontiff, INF (Management)
- 2006 **Steven Broschovsky**, OF (Management)
- Chris Cahill**, RHP (General Studies)
- Chase Dardar**, RHP (General Studies)
- Michael Hollander, SS (Undeclared)
- Derik Olvey**, RHP (General Studies)
- Nicholas Pontiff, INF (Communication Studies)
- Trey Simon, OF (Undeclared)
- Bruce Sprowl**, OF (Mass Communication)
- Gee Victoriano**, C (Kinesiology)
- Steven Waguespack**, INF (General Studies)
- 2005 **Brad Bass**, C (Kinesiology)
- Steven Broschovsky**, OF (Undeclared)
- Chase Dardar**, RHP (General Studies)
- Will Davis**, C (Secondary Education)
- Jason Determann**, LHP (Biology)
- Jordan Faircloth**, RHP (Political Science)
- Bryan Harris**, INF (Kinesiology)
- Chris McDougall**, LHP (Kinesiology)
- Lane Mestepey**, LHP (Kinesiology)
- Brandon Nall**, RHP (Horticulture)
- Bruce Sprowl**, OF (Mass Communication)
- Nick Stavinoha**, OF (Management)
- 2004 **Steven Broschovsky**, OF (Undeclared)
- Jason Determann**, LHP (Biological Sciences)
- Bobby DiLiberto**, INF (Political Science)
- Jordan Faircloth**, RHP (Political Science)
- Bryan Harris**, INF (Kinesiology)
- J.C. Holt**, CF (Management)
- Matt Horwath**, INF (Undeclared)
- Chris McDougall**, LHP (Kinesiology)
- Lane Mestepey**, LHP (Kinesiology)
- Brandon Nall**, RHP (Turfgrass Management)
- Bruce Sprowl**, OF (Mass Communication)
- Nick Stavinoha**, DH (Management)
- 2003 **Lukas Guidroz**, RHP, 3.11 (General Studies)
- Weylin Guidry**, RHP, 3.33 (Marketing)
- Justin Hill**, RHP, 3.70 (General Studies)
- David Miller**, RHP, 3.17 (Civil Engineering)
- Wally Pontiff**, 3B, 3.73 (Biology)



Brad Hawpe
2000 NCAA Regional Most Outstanding Player

	Rocky Scelfo, 2B, 3.16 (General Studies)
	Chad Vaught, RHP, 3.31 (Biology)
2002	Brad David, LHP, 3.13 (Management)
	Justin Hill, RHP, 3.49 (General Studies)
	David Miller, RHP, 3.14 (Civil Engineering)
	Tim Nugent, LHP, 3.16 (General Business)
	Wally Pontiff, 3B, 3.25 (Biology)
	Chad Vaught, RHP, 3.53 (Zoology)
2001	Billy Brian, RHP, 3.25 (Construction Management)
	Brad David, LHP, 3.05 (Construction Management)
	David Miller, RHP, 3.00 (General Studies)
	Tim Nugent, LHP, 3.33 (General Studies)
	Wally Pontiff, 3B, 3.06 (Undergraduate Studies)
	Chad Vaught, 3.13 (Zoology)
2000	Blair Barbier, 3B, 3.33 (Finance)
	Billy Brian, RHP, 3.25 (Construction Management)
	Mike Daly, INF, 3.40 (Marketing)
	Brad Hawpe, IB, 3.01 (Finance)
	Trey Hodges, RHP, 3.02 (Kinesiology)
	Jeremy Loftice, RHP, 3.01 (Kinesiology)
	Billy McBride, OF, 3.11 (Undergraduate Studies)
	Tommy Morel, OF, 3.11 (Microbiology)
	Tim Nugent, LHP, 3.44 (General Business)
	Jeremy Witten, OF, 3.44 (Kinesiology)
1999	Kurt Ainsworth, RHP, 3.41 (Management Information Systems)
	Christian Bourgeois, OF, 3.24 (Zoology)
	Josh Dalton, SS, 3.16 (Kinesiology)
	Mike Daly, INF, 3.11 (Marketing)
	Tim Nugent, LHP, 3.05 (Undergraduate Studies)
	Jeremy Witten, OF, 3.11 (Kinesiology)
1998	Blair Barbier, INF, 3.17 (Undergraduate Studies)
	Matt Colvin, LHP, 3.38 (Management Information Systems)
	Chris Demouy, LHP, 3.33 (Business Administration)
	Eddy Furniss, IB, 3.47 (Zoology)
	Doug Thompson, RHP, 3.22 (Kinesiology)
1997	Eric Berthelot, LHP, 3.26 (Kinesiology)
	John Blancher, INF, 3.22 (Liberal Arts)
	Patrick Coogan, RHP, 3.0 (Business Administration)
	Casey Cuntz, 3B, 3.62 (Mass Communications)
	Brian Daugherty, RHP, 3.37 (General Studies)
	Chris Demouy, LHP, 3.63 (Management)
	Eddy Furniss, IB, 3.66 (Zoology)
	Jeff Harris, RHP, 3.77 (Kinesiology)
	Joey Painich, RHP, 3.16 (Kinesiology)
1996	Warren Morris, 2B, 3.5 (Zoology)
	Eddy Furniss, IB, 3.7 (Pre-Medicine)
	Brad Wilson, DH, 3.0 (General Studies)
	Kevin Ward, C, 3.6 (Electrical Engineering)
	Tim Lanier, C, 3.6 (Kinesiology)
	Brian Daugherty, RHP, 3.1 (Kinesiology)

	Chris Demouy, LHP, 3.8 (Management)
1995	Warren Morris, 2B, 3.73 (Zoology)
	Kevin Ainsworth, OF, 3.25 (Management)
	Bhrett McCabe, RHP, 3.06 (Psychology)
	Kevin Ward, C, 3.34, (Electrical Engineering)
	Tim Lanier, C, 3.10 (Kinesiology)
	Brian Winders, RHP, 3.53 (General Studies)
	Casey Cuntz, SS, 3.42 (General Studies)
1994	Kevin Ainsworth, RF, 3.07 (Business Management)
	Scott Berardi, C, 3.12 (Advertising)
	Tim Lanier, C, 3.25 (Kinesiology)
	Bhrett McCabe, RHP, 3.11 (Zoology)
	Warren Morris, LF, 3.68 (Accounting)
	Kevin Ward, C, 3.40 (Accounting)
1993	Mike Sirotko, LHP, 3.15 (Psychology)
	Matt Chamberlain, RHP, 3.28 (Microbiology)
	Brian Winders, RHP, 3.10 (Microbiology)
1992	Tim Bauer, C, 3.50 (Marketing)
	Matt Chamberlain, RHP, 3.32 (Microbiology)
	David Herry, RHP, 3.10 (Business Administration)
	Jared Mula, OF, 3.20 (General Studies)
	Bhrett McCabe, RHP, 3.00 (General Studies)
	Mike Sirotko, LHP, 3.20 (Psychology)
1991	Tim Bauer, C, 3.60 (Marketing)
	Paul Byrd, RHP, 3.04 (General Studies)
	Matt Chamberlain, RHP, 3.35 (Pre-Medicine)
	Pat Garrity, DH, 3.03 (General Studies)
1988	Daniel Edwards, C, 3.81 (Philosophy)
1987	Rob Hartwig, OF, 3.15 (General Studies)
	Mark Guthrie, LHP, 3.13 (General Studies)
	Pete Bush, IB, 3.05 (Management)
1986	Joe Zimmerman, P, 3.25 (Phys. Ed.)
	Terry Belle, OF, 3.00 (Accounting)
1985	Joe Zimmerman, P, 3.57 (Physical Therapy)
1984	Mark Howie, SS, 3.25 (Business Admin.)
1983	Mark Howie, SS, 3.00 (Marketing)
1980	Randy Olson, OF, 3.00 (Education)
1979	Lucien Tujague, OF, 3.20 (Petroleum Eng.)
1976	Wally McMakin, 3B, 3.30 (Education)
	Tony Touns, SS, 3.20 (Business Admin.)
1975	Wally McMakin, DH, 3.00 (Education)
	Randy Aldridge, OF, 3.40 (Education)
	Guy Hollingsworth, P, 3.20 (Pre-Law)
1974	Randy Aldridge, OF, 3.75 (Education)
	Tom Charpentier, P, 3.00 (Business Admin.)
1973	Steve Spitz, 2B, 3.00 (Business Admin.)
1971	Mike Moock, 2B, 3.20 (Business Admin.)
	Lou Farmer, P, 3.20 (Business Admin.)

First-Team All-SEC

2006	Quinn Stewart, OF
2005	Ryan Patterson, LF
	Greg Smith, LHP
2004	J.C Holt, CF
	Jon Zeringue, RF
2003	Aaron Hill, SS
	Ryan Patterson, DH
	Clay Harris, IB
2002	Lane Mestepey, LHP
2001	Lane Mestepey, LHP
	Wally Pontiff, 3B
	Mike Fontenot, 2B
2000	Brad Cresse, C
1998	Eddy Furniss, IB
1997	Brandon Larson, SS
	Patrick Coogan, RHP
1996	Eddy Furniss, IB
	Nathan Dunn, 3B
	Eddie Yarnall, LHP
1995	Scott Schultz, RHP
1994	Russ Johnson, SS
	Todd Walker, 2B
1993	Todd Walker, 2B
	Brett Laxton, RHP
1992	Lloyd Peever, RHP
	Todd Walker, 2B
1991	Tookie Johnson, 2B
1990	Wes Grisham, OF
	Chad Ogea, RHP
	Keith Osik, C
	Tookie Johnson, 2B

1989	Ben McDonald, P
	Wes Grisham, DH
1988	Craig Cala, OF
	Ben McDonald, RHP
1987	Albert Belle, OF
	Gregg Patterson, LHP
1986	Jim Bowie, IB
	Mark Guthrie, LHP
1985	Marty Lanoux, 3B
1984	Mark Cooper, C
1983	Mark Cooper, C
	Cal Santarelli, P
1980	Don Schneider, P
1979	Bobby Mariano, 3B
1976	Paul Stefan, P
	Tony Touns, SS
1975	Steve Frank, IB
	Wally McMakin, 3B
	Pat Moock, P
1973	Gerald Keigley, UT
	Pat Moock, P
1972	Mike Miley, UT
	Randy Wiles, P
1971	Craig Burns, OF
1969	Tom Giles, C
1968	Bob Leake, OF
1967	Tom Giles, C
	Steve Ogin, OF
1964	Steve George, P
1963	Gene Achord, OF
1962	Allen Smith, P
1961	Allen Smith, P
	John Bailey, OF
1958	Bob Loftin, P
	Al White, 2B
1953	Jerry Marchand, C
1952	Jerry Marchand, C
	Benny McArdle, P
1951	Gene Murphy, C

SEC Player of the Year

2004	Jon Zeringue, RF
2003	Aaron Hill, SS
1996	Eddy Furniss, IB
1994	Russ Johnson, SS
1993	Todd Walker, 2B

SEC Freshman of the Year

2001	Lane Mestepey, LHP
2000	Mike Fontenot, 2B

Second-Team All-SEC

2007	Jared Bradford, RHP
2006	Michael Hollander, SS
2005	Nick Stavinocha, RF
	Blake Gill, DH
	Clay Dirks, LHP
2004	Clay Harris, 3B
	Ryan Patterson, LF
2003	Nate Bumstead, RHP



Brad Cresse
2000 Johnny Bench Award Recipient



INTRO

THIS IS LSU

PREVIEW

TIGERS

COACHES

REVIEW

HISTORY

RECORDS

LSU

	Blake Gill, 2B
	Jon Zeringue, OF
2002	Wally Pontiff, 3B
	Jake Tompkins, RHP
2001	Ryan Theriot, SS
	Todd Linden, OF
	Bryan Moore, IB
1999	Trey McClure, OF
	Jeff Leaumont, IB
1998	Trey McClure, 3B
	Brad Cresse, C
	Doug Thompson, RHP
1997	Blair Barbier, 2B
	Eddy Furniss, IB
1996	Chad Cooley, OF
	Justin Bowles, OF
	Jason Williams, SS
1995	Warren Morris, 2B
1994	Scott Schultz, RHP
1993	Harry Berrios, RF
1991	Gary Hymel, C
	Lyle Mouton, RF
	Rich Cordani, LF
1990	Rich Cordani, DH
	Paul Byrd, RHP
1989	Craig Cala, RF
	Curtis Leskanic, RHP
1987	Dave Cunningham, SS
1986	Burke Broussard, 2B
	Jeff Reboulet, SS
	Albert Belle, RF
	Rob Leary, C
	Barry Manuel, RHP

All-SEC Western Division (1951-85)

1985	Jeff Reboulet, SS
	Marty Lanoux, 3B
	Robbie Smith, P
1984	Mark Cooper, C
	Tim Sossamon, OF
	John Dixon, DH
1983	Mark Cooper, C
	Cal Santarelli, P
1982	Dan Karp, C
	Billy Donathan, P
1981	Chip Moses, 2B
1980	Don Schneider, P
	Mike Alvarez, P
	Randy Olson, IB
1979	Bobby Mariano, 3B
	Duane Dewey, C
	Pete Almaguer, 2B
	Mike Alvarez, P
1976	Paul Stefan, P
	Tony Touns, SS
1975	Steve Frank, IB
	Wally McMakin, 3B
	Pat Moock, P
	Vaughn Meiners, OF
	Tommy Saizan, C
1974	Randy Aldridge, OF
	Tom Charpentier, P
	Mike Miley, UT
1973	Gerald Keigley, UT
	Pat Moock, P
	Mike Sonderegger, OF
1972	Mike Miley, UT
	Randy Wiles, P
1971	Craig Burns, OF
	Lou Farmer, P
1970	Bill Bright, OF
1969	Tom Giles, C
1968	Bob Leake, OF
	Ron Hunt, UT
1967	Tom Giles, C
	Steve Ogin, OF
1966	Bruce Baudier, P
1964	Steve George, P
	Gene Achord, OF
	Harry Morel, 3B
1963	Gene Achord, OF
	Wiley Dial, P

1962	Allen Smith, P
	Larry Edmondson, UT
	Jimmy Field, OF
1961	John Bailey, OF
	Allen Smith, P
	Lynn Amedee, P
	Larry Edmondson, SS
1958	Bob Loftin, P
	Al White, 2B
1953	Jerry Marchand, C
1952	Jerry Marchand, C
	Benny McArdle, P
1951	Gene Murphy, C

SEC All-Tournament

2008	Blake Martin, LHP
	Matt Clark, IB
	Ryan Schimpf, 2B
	Blake Dean, DH
2003	Aaron Hill, SS
2002	Matt Heath, OF
2001	Matt Heath, C
	Todd Linden, OF
2000	Brian Tallet, LHP
	Brad Hawpe, IB
	Blair Barbier, 3B
	Wally Pontiff, OF
	Cedrick Harris, OF
1998	Randy Keisler, LHP
1997	Danny Higgins, DH
	Blair Barbier, 2B
	Brandon Larson, SS
1996	Eddie Yarnall, LHP
1995	Warren Morris, 2B
	Nathan Dunn, 3B
	Chad Cooley, OF
	Eddy Furniss, DH
1994	Russ Johnson, SS
	Kevin Ainsworth, OF
	Brad Wilson, DH
1993	Jason Williams, 3B
	Russ Johnson, SS
	Harry Berrios, OF
	Mike Neal, OF
	Will Hunt, LHP
1992	Todd Walker, 2B
	Andy Sheets, SS
	Chris Moock, OF
	Mike Neal, DH
	Lloyd Peever, RHP
	Ronnie Rantz, LHP
1991	Chris Moock, OF
1990	Wes Grisham, OF
	Chad Ogea, RHP
	Scott Bethea, SS
	Ron Lim, OF
1988	Rich Vasquez, OF
1987	Dave Cunningham, SS
	Craig Faulkner, C
1986	Jeff Yurtin, 3B
	Mike Papajohn, OF
	Albert Belle, OF
	Barry Manuel, P
1985	Jeff Reboulet, SS
1979	Bobby Mariano, 3B
	Steve Bollman, UT

Outstanding Player SEC Tournament

2008	Blake Dean, DH
2000	Wally Pontiff, OF
1994	Russ Johnson, SS
1993	Harry Berrios, OF
1992	Andy Sheets, SS
1986	Jeff Yurtin, 3B

ABCA All South Region

2008	Blake Dean, OF (2nd Team)
	Ryan Verdugo, RHP (2nd Team)
2007	Jared Bradford, RHP (2nd Team)
2006	Quinn Stewart, RF (1st Team)



Ryan Schimpf
2008 SEC All-Tournament Team

2005	Ryan Patterson, LF (1st Team)
	Greg Smith, LHP (1st Team)
	Nick Stavinoaha, RF (2nd Team)
2004	Jon Zeringue, RF (1st Team)
	Clay Harris, 3B (1st Team)
	J.C. Holt, CF (2nd Team)
2003	Aaron Hill, SS (1st Team)
	Nate Bumstead, RHP (2nd Team)
	Ryan Patterson, DH (2nd Team)
2002	Lane Mestepey, LHP
2001	Todd Linden, OF
	Bryan Moore, IB (2nd Team)
	Mike Fontenot, 2B (2nd Team)
2000	Brad Cresse, C
1998	Eddy Furniss, IB
	Brad Cresse, C
	Randy Keisler, LHP (2nd team)
1997	Brandon Larson, SS
	Patrick Coogan, RHP
	Mike Koerner, CF (2nd Team)
1996	Eddy Furniss, IB
	Jason Williams, SS
	Nathan Dunn, 3B
	Justin Bowles, OF
	Eddie Yarnall, LHP
1995	Scott Schultz, RHP
1994	Todd Walker, 2B
	Russ Johnson, SS
1993	Todd Walker, 2B
	Harry Berrios, OF
	Brett Laxton, RHP
1992	Lloyd Peever, RHP
	Todd Walker, 2B
	Rick Greene, RHP (2nd Team)
1991	Tookie Johnson, 2B
	Rick Greene, RHP
1989	Ben McDonald, RHP
	Wes Grisham, DH (2nd Team)
1986	Barry Manuel, RHP
	Mark Guthrie, LHP (2nd Team)
	Jim Bowie, IB (2nd Team)
	Jeff Reboulet, SS (2nd Team)
1984	Mark Cooper, C
1983	Cal Santarelli, P
1976	Paul Stefan, P
1975	Pat Moock, P
	Steve Frank, IB
	Wally McMakin, INF



Lyle Mouton
1990 NCAA South I Regional All-Tournament Team

NCAA Regional All-Tournament

2008 Baton Rouge Regional
Paul Bertuccini, RHP
Matt Clark, IB
Ryan Schimpf, 2B
DJ LeMahieu, SS
Leon Landry, OF
Jared Mitchell, OF
Blake Dean, DH

2005 Baton Rouge Regional
Clay Harris, 2B
Chris Jackson, 3B
Nick Stavinoha, OF
Ryan Patterson, OF

2004 Baton Rouge Regional
Nate Bumstead, RHP
Blake Gill, SS
Will Harris, IB
J.C. Holt, CF
Matt Liuzza, C
Justin Meier, RHP
Nick Stavinoha, DH
Jon Zeringue, RF

2003 Baton Rouge Regional
Matt Liuzza, C
Blake Gill, 2B
Aaron Hill, SS
Ivan Naccarata, 3B
J.C. Holt, OF
Ryan Patterson, DH

2002 Baton Rouge Regional
Chris Phillips, C
Rocky Scelfo, IB
J.C. Holt, 2B
Sean Barker, OF
Matt Heath, OF
David Raymer, DH
Jake Tompkins, RHP

2001 Baton Rouge Regional
Mike Fontenot, 2B
Lane Mestepey, LHP
Bryan Moore, IB
Wally Pontiff, 3B
Zeph Zinsman, DH

2000 Baton Rouge Regional
Brad Hawpe, IB
Mike Fontenot, 2B
Brad Cresse, C
Johnnie Thibodeaux, OF
Jeremy Witten, OF
Wally Pontiff, OF
Brian Tallet, LHP

1999 Baton Rouge Regional
Jeff Leamont, IB
Ryan Theriot, 2B
Jeremy Witten, OF
Brad Hawpe, OF
Trey McClure, DH
Kurt Ainsworth, RHP
Ben Saxon, RHP

1998 South II Regional
Brad Cresse, C
Eddy Furniss, IB
Trey McClure, 2B
Josh Dalton, SS
Cedrick Harris, OF
Wes Davis, DH
Doug Thompson, RHP
Brandon Bowe, RHP

1997 South I Regional
Eddy Furniss, IB
Brandon Larson, SS
Trey McClure, 3B
Tom Bernhardt, RF
Mike Koerner, CF
Doug Thompson, RHP
Patrick Coogan, RHP

1996 South II Regional
Eddy Furniss, IB
Warren Morris, 2B
Jason Williams, SS
Nathan Dunn, 3B
Chad Cooley, OF
Eddie Yarnall, LHP

1995 South Regional
Scott Schultz, RHP
Mike Klostermeyer, IB

1994 South Regional
Todd Walker, 2B
Russ Johnson, SS
Chad Cooley, OF
Brett Laxton, RHP
Tim Lanier, C

1993 South Regional
Kenny Jackson, IB
Todd Walker, 2B
Harry Berrios, OF
Armando Rios, OF
Mike Neal, DH
Mike Sirotko, LHP

1992 South I Regional
Chris Moock, OF

1991 South Regional
Tookie Johnson, 2B
Chris Moock, 3B
Rich Cordani, OF
Gary Hymel, C
Mike Sirotko, LHP


1990 South I Regional
Chad Ogea, P
Tim Clark, OF
Lyle Mouton, DH
Johnny Tellechea, IB

1989 Central Regional
Ben McDonald, P
Curtis Leskanic, P
Wes Grisham, DH
Tookie Johnson, 2B
Matt Gruver, LF

1987 South II Regional
Dave Cunningham, SS
Craig Faulkner, C
Mike Papajohn, OF
Gregg Patterson, LHP
Barry Manuel, P

1986 South I Regional
Jim Bowie, IB
Jeff Yurtin, 3B
Albert Belle, OF
Barry Manuel, P

1985 Central Regional
Tim Sossamon, OF



Barry Manuel
1986 and 1987 NCAA Regional
All-Tournament Team

INTRO

THIS IS LSU

PREVIEW

TIGERS

COACHES

REVIEW

HISTORY

RECORDS

LSU



INTRO

THIS IS LSU

PREVIEW

TIGERS

COACHES

REVIEW

HISTORY

RECORDS

LSU

Outstanding Player**NCAA Regional Tournament**

2008	Baton Rouge	Blake Dean, DH
2005	Baton Rouge	Nick Stavinoha, OF
2004	Baton Rouge	Blake Gill, SS
2003	Baton Rouge	J.C. Holt, OF
2002	Baton Rouge	Jake Tompkins, RHP
2000	Baton Rouge	Brad Hawpe, IB
1999	Baton Rouge	Kurt Ainsworth, RHP
1998	South II	Eddy Furniss, IB
1997	South I	Trey McClure, 3B
1996	South II	Jason Williams, SS
1994	South	Todd Walker, 2B
1993	South	Mike Sirotko, LHP
1989	Central	Ben McDonald, RHP
1987	South II	Gregg Patterson, LHP
1986	South I	Albert Belle, OF

College World Series**All-Tournament**

2000	Mike Fontenot, 2B
	Blair Barbier, 3B
	Ryan Theriot, SS
	Brad Hawpe, DH
	Trey Hodges, RHP
1998	Cedrick Harris, OF
1997	Eddy Furniss, IB
	Brandon Larson, SS
	Mike Koerner, CF
	Tom Bernhardt, RF
1996	Tim Lanier, C
	Justin Bowles, OF
	Eddie Yarnall, LHP
1994	Todd Walker, 2B
1993	Adrian Antonini, C
	Todd Walker, 2B
	Jim Greely, OF
	Armando Rios, OF
	Brett Laxton, RHP
	Mike Sirotko, LHP
1991	Gary Hymel, C
	Johnny Tellechea, IB
	Lyle Mouton, OF
	Chad Ogea, RHP
1990	Tim Clark, OF
	Lyle Mouton, DH
1987	Jack Voigt, OF
	Gregg Patterson, LHP

College World Series**Most Outstanding Player**

2000	Trey Hodges, RHP
1997	Brandon Larson, SS
1993	Todd Walker, 2B
1991	Gary Hymel, C

Dick Howser Award Winner

1998	Eddy Furniss, IB
------	------------------

Golden Spikes Award Winner

1989	Ben McDonald, RHP
------	-------------------

Smith Award Winner

1989	Ben McDonald, RHP
------	-------------------

Johnny Bench Award Winner

2000	Brad Cresse, C
------	----------------

Golden Spikes Award Finalists

2000	Brad Cresse, C
1998	Eddy Furniss, IB
1997	Brandon Larson, SS
1994	Todd Walker, 2B
	Russ Johnson, SS
1993	Todd Walker, 2B
1992	Lloyd Peever, RHP
1989	Ben McDonald, RHP



Paul Mainieri and his wife Karen watch the 2008 NCAA Selection Show at Walk-On's Bistreaux in Baton Rouge.

Baseball America**National Player of the Year**

1989	Ben McDonald, RHP
------	-------------------

Collegiate Baseball**National Player of the Year**

1992	Lloyd Peever, RHP
1989	Ben McDonald, RHP

Collegiate Baseball**National Freshman of the Year**

2001	Lane Mestepey, LHP
2000	Mike Fontenot, 2B
1993	Brett Laxton, RHP
1992	Todd Walker, 2B

Baseball America**National Freshman of the Year**

1993	Brett Laxton, RHP
1992	Todd Walker, 2B

Corbett Award - Outstanding**Louisiana Amateur Athlete**

2001	Brad Cresse, C
1998	Brandon Larson, SS
1997	Warren Morris, 2B
1995	Russ Johnson, SS
1994	Todd Walker, 2B

United States Olympians

2000	Kurt Ainsworth, RHP (Gold)
1996	Warren Morris, 2B (Bronze)
	Jason Williams, SS (Bronze)
	Skip Bertman, Head Coach (Bronze)
1992	Rick Greene, RHP
1988	Ben McDonald, RHP (Gold)
	Skip Bertman, Asst. Coach (Gold)

College Baseball**Hall of Fame Member**

2006	Skip Bertman, Head Coach
------	--------------------------

ABCA Hall of Fame Member

2003	Skip Bertman, Head Coach
------	--------------------------

Louisiana Sports**Hall of Fame Members**

Joe Bill Adcock, IB
Albert Belle, OF
Skip Bertman, Head Coach
Buddy Blair, 3B
Alvin Dark, SS
Mel Didier, P
Harry Rabenhorst, Head Coach
Connie Ryan, 2B

LSU Athletics**Hall of Fame Members**

2007	Eddy Furniss, IB
2006	Todd Walker, 2B
1981	Alvin Dark, SS
1978	Joe Bill Adcock, IB

Collegiate Baseball**National Coach of the Year**

2000	Skip Bertman
1997	Skip Bertman
1996	Skip Bertman
1993	Skip Bertman
1991	Skip Bertman

ABCA National**Coach of the Year**

2000	Skip Bertman
1997	Skip Bertman
1996	Skip Bertman
1993	Skip Bertman
1991	Skip Bertman

The Sporting News**National Coach of the Year**

1986	Skip Bertman
------	--------------

Baseball America**National Coach of the Year**

1996	Skip Bertman
1986	Skip Bertman

Rivals.com**National Coach of the Year**

2008	Paul Mainieri
------	---------------

SEC Coach of the Year

2003	Smoke Laval
1997	Skip Bertman
1996	Skip Bertman
1993	Skip Bertman
1992	Skip Bertman
1991	Skip Bertman
1990	Skip Bertman
1986	Skip Bertman
1975	Jim Smith

Louisiana Sportswriters**Association Coach of the Year**

2008	Paul Mainieri
2004	Smoke Laval
2003	Smoke Laval
2002	Smoke Laval
1998	Skip Bertman
1993	Skip Bertman
1992	Skip Bertman
1990	Skip Bertman
1986	Skip Bertman
1985	Skip Bertman

LSU Record on TV: 262-132-3 (.664)

Final Scores in Parentheses; LSU Score Listed First

4/22/84	at Miami, Fla. (10-9)	ESPN
4/21/85	at Miss. State (4-7)	ESPN
4/19/86	Georgia (3-1)	WBRZ-TV
5/4/86	Auburn (4-3)	Cablevision
5/19/86	at Florida State (4-6)	ESPN
5/30/86	Loyola-Marymount* (3-4)	ESPN
6/1/86	Maine* (8-4)	ESPN
6/5/86	Miami, Fla.* (3-4)	ESPN
5/29/87	Florida State* (6-2)	ESPN
6/1/87	Oklahoma State* (7-8)	ESPN
6/3/87	Arkansas* (5-2)	ESPN
6/5/87	Stanford* (5-6)	ESPN
2/21/88	Florida State (at Orlando, 9-4)	ESPN
4/17/88	at Mississippi State (0-1)	ESPN
3/11/89	Florida (10-0)	SportsChannel
3/12/89	Florida (8-7)	HSE
3/12/89	Florida (2-1)	ESPN
3/18/89	at Kentucky (11-7)	UKTV
3/28/89	at SW Louisiana (4-1)	KADN-TV
4/1/89	Alabama (13-6)	SportsChannel
4/8/89	at Ole Miss (11-5)	SportsChannel
4/15/89	Miss. State (DH, 3-4, 3-4)	HSE
5/13/89	Auburn* (5-8)	SportsChannel
6/3/89	Miami, Fla.* (2-5)	ESPN
6/5/89	Long Beach State* (8-5)	ESPN
6/6/89	Miami, Fla.* (6-3)	ESPN
6/8/89	Texas* (7-12)	ESPN
2/9/90	Wichita State (6-13)	ESPN
2/11/90	North Carolina (8-5)	ESPN
3/17/90	at Miss. State (6-5)	SportsChannel
3/31/90	Auburn (DH — 12-6, 5-6)	HSE
4/1/90	Auburn (7-17)	HSE
4/8/90	at Florida (5-3)	SportsChannel
4/28/90	at Alabama (7-4)	SportsChannel
5/12/90	Georgia (DH — 11-2, 5-2)	HSE
5/19/90	Vanderbilt* (13-5)	SportsChannel
5/20/90	Miss. State* (1-3)	SportsChannel
6/2/90	The Citadel* (8-2)	ESPN
6/4/90	Oklahoma State* (1-7)	ESPN
6/5/90	The Citadel* (6-1)	ESPN
6/7/90	Oklahoma State* (3-14)	ESPN
2/9/91	Miss. State (6-4)	ESPN
2/10/91	Oklahoma State (6-0)	ESPN
2/23/91	Texas A&M (DH — 13-8, 5-0)	HSE
4/6/91	Florida (DH — 6-5, 5-3)	HSE
5/11/91	at Georgia (10-4)	SportsChannel
5/18/91	Miss. State* (8-2)	SportsChannel
5/18/91	Florida* (1-7)	SportsChannel
5/19/91	Florida* (4-8)	SportsChannel
5/31/91	Florida* (8-1)	ESPN
6/2/91	Fresno State* (15-3)	ESPN

6/5/91	Florida* (19-8)	ESPN
6/8/91	Wichita State 3 (6-3)	CBS
3/28/92	Tennessee (DH — 3-1, 2-9)	HSE
4/4/92	at Florida (DH — 4-5, 2-0)	SportsChannel
4/5/92	at Florida (5-3)	SportsChannel
4/12/92	Ole Miss (3-5)	TigerVision
4/18/92	Arkansas (DH — 12-2, 12-4)	HSE
4/19/92	Arkansas (8-4)	TigerVision
4/25/92	at Alabama (DH — 10-0, 8-7)	SportSouth
5/9/92	Miss. State (DH — 8-3, 5-3)	HSE
5/10/92	Miss. State (5-3)	Sunshine
5/16/92	Georgia* (5-3)	SportSouth
5/17/92	South Carolina 7 (6-3)	SportSouth
5/17/92	Florida* (12-1)	SportSouth
3/27/93	South Carolina (DH — 10-3, 6-1)	HSE
5/8/93	Auburn (DH — 21-2, 8-9)	HSE
5/15/93	at Miss. State (DH — 3-4, 3-2)	SportSouth
6/4/93	Long Beach State* (7-1)	ESPN
6/6/93	Texas A&M* (13-8)	ESPN
6/9/93	Long Beach State* (8-10)	ESPN
6/11/93	Long Beach State* (6-5)	ESPN
6/12/93	Wichita State* (8-0)	CBS
3/19/94	TCU (15-10)	HSE
3/22/94	Arkansas State (16-1)	HSE
5/13/94	Miss. State (3-0)	HSE
5/14/94	Miss. State (4-7)	SportSouth
6/3/94	Florida State* (3-6)	ESPN
6/5/94	Cal State-Fullerton* (6-20)	ESPN2
4/8/95	Kentucky (16-7)	SportSouth
4/15/95	at Ole Miss (2-1)	SportSouth
4/21/95	at Arkansas (10-3)	HSE
3/23/96	at Florida (5-9)	SportsChannel
3/24/96	at Florida (1-2)	SportsChannel
4/19/96	Arkansas (2-3)	Prime
5/4/96	at Auburn (6-0)	SportSouth
6/1/96	Wichita State* (9-8)	ESPN2
6/3/96	Florida* (9-4)	ESPN
6/6/96	Florida* (2-1)	ESPN
6/8/96	Miami* (9-8)	CBS
3/22/97	Florida (13-10)	Fox Sport South
3/23/97	Florida (9-5)	Sunshine
5/3/97	at Arkansas (11-5)	Fox Sport South
5/4/97	at Arkansas (1-16)	Fox Sport Southwest
5/18/97	Alabama* (2-12)	Fox Sport South
5/30/97	Rice* (5-4)	ESPN
6/1/97	Stanford* (10-5)	ESPN
6/4/97	Stanford* (13-9)	ESPN2
6/7/97	Alabama* (13-6)	CBS
3/8/98	Georgia (14-9)	Jumbo Sports
3/22/98	Arkansas (27-6)	Jumbo Sports
4/4/98	Mississippi State (3-8)	Fox Sports South
4/5/98	Mississippi State (11-5)	Jumbo Sports
4/19/98	Alabama (7-3)	Jumbo Sports
4/24/98	at Florida (13-5)	Sunshine



The Tigers check out the CBS equipment prior to the 1993 national championship game.



Television Appearances

INTRO
THIS IS LSU
PREVIEW
TIGERS
COACHES
REVIEW
HISTORY
RECORDS
LSU

4/26/98	at Florida (1-3)	Sunshine
5/3/98	Tennessee (8-7)	Jumbo Sports
5/15/98	Mississippi State* (5-7)	Fox Sports South
5/30/98	Southern California* (12-10)	CBS
6/1/98	Mississippi State* (10-8)	ESPN
6/4/98	Southern California* (4-5)	ESPN
6/5/98	Southern California* (3-7)	ESPN
3/14/99	Florida (4-6)	Jumbo Sports
3/21/99	at Arkansas (6-7)	Jumbo Sports
3/28/99	Ole Miss (10-4)	Jumbo Sports
4/4/99	at Tennessee (3-4)	Jumbo Sports
4/11/99	Vanderbilt (9-2)	Jumbo Sports
4/17/99	at Alabama (9-8)	Fox Sports South
4/18/99	at Alabama (4-9)	Jumbo Sports
4/24/99	at Mississippi State (1-7)	Jumbo Sports
4/25/99	at Mississippi State (3-2)	Jumbo Sports
5/2/99	Auburn (11-2)	Jumbo Sports
5/9/99	at Georgia(11-1)	Jumbo Sports
5/16/99	Kentucky (6-4)	Jumbo Sports
5/19/99	Auburn*(2-6)	Alabama Cable Network
5/20/99	Kentucky*(10-0)	Alabama Cable Network
5/21/99	Arkansas*(8-9)	Fox Sports South
5/30/99	East Carolina#(12-10)	Jumbo Sports
5/31/99	East Carolina#(9-0)	Jumbo Sports
6/4/99	at Alabama%(6-13)	Alabama Cable Network
6/5/99	at Alabama%(5-13)	Alabama Cable Network
2/18/00	Arizona State (8-4)	College Sports Southeast
2/25/00	Houston (2-10)	College Sports Southeast
3/12/00	Georgia (13-3)	Guaranty Sports Network
3/17/00	at Vanderbilt (6-0)	College Sports Southeast
3/18/00	at Vanderbilt (17-4)	College Sports Southeast
3/22/00	New Orleans (17-2)	College Sports Southeast
3/26/00	South Carolina (7-9)	College Sports Southeast
3/31/00	at Auburn (18-1)	College Sports Southeast
4/2/00	at Auburn (12-10)	Guaranty Sports Network
4/9/00	at Arkansas (17-11)	Guaranty Sports Network
4/15/00	at Florida (10-4)	Sunshine Network
4/16/00	at Florida (5-7)	Guaranty Sports Network
4/21/00	Mississippi State (13-15)	College Sports Southeast
4/23/00	Mississippi State (3-10)	Guaranty Sports Network
4/28/00	at Ole Miss (12-6)	College Sports Southeast
4/29/00	at Ole Miss (4-6)	Fox Sports South
4/30/00	at Ole Miss (9-2)	Guaranty Sports Network
5/7/00	at Kentucky (4-7)	Guaranty Sports Network
5/12/00	Alabama (11-4)	College Sports Southeast
5/14/00	Alabama (0-14)	Guaranty Sports Network
5/17/00	Georgia* (11-3)	College Sports Southeast
5/18/00	Alabama* (18-12)	College Sports Southeast
5/20/00	Alabama* (6-5)	Fox Sports South
5/21/00	Florida* (9-6)	Fox Sports South
5/26/00	Jackson State# (19-1)	Guaranty Sports Network
5/28/00	UL-Monroe# (5-3)	Guaranty Sports Network
6/2/00	UCLA% (8-2)	Guaranty Sports Network
6/3/00	UCLA% (14-8)	Guaranty Sports Network
6/10/00	Texas* (13-5)	ESPN2
6/12/00	Southern California* (10-4)	ESPN
6/15/00	Florida State* (6-3)	ESPN2
6/17/00	Stanford* (6-5)	CBS
2/17/01	Houston (9-4)	College Sports Southeast
2/17/01	Houston (4-1)	College Sports Southeast
3/6/01	Southern (6-11)	College Sports Southeast
3/7/01	Tulane (3-13)	College Sports Southeast
3/9/01	at Georgia (7-8)	College Sports Southeast
3/11/01	at Georgia (3-4)	Guaranty Sports Network
3/18/01	Florida (10-7)	Guaranty Sports Network
3/23/01	at Mississippi State (9-1)	Comcast Southeast
3/24/01	at Mississippi State (7-1)	SEC-TV
3/25/01	at Mississippi State (0-13)	Guaranty Sports Network
4/1/01	Kentucky (5-9)	Guaranty Sports Network
4/6/01	at South Carolina (5-3)	SEC-TV
4/8/01	at South Carolina (2-4)	Guaranty Sports Network
4/14/01	Ole Miss (10-23)	SEC-TV
4/15/01	Ole Miss (6-3)	Guaranty Sports Network
4/22/01	Vanderbilt (18-2)	Guaranty Sports Network
4/27/01	at Alabama (4-2)	College Sports Southeast
4/28/01	at Alabama (8-7)	College Sports Southeast
4/29/01	at Alabama (8-3)	Guaranty Sports Network
5/1/01	at New Orleans (12-1)	College Sports Southeast
5/4/01	at Arkansas (1-8)	College Sports Southeast
5/6/01	at Arkansas (3-4)	Guaranty Sports Network
5/11/01	Auburn (20-5)	College Sports Southeast
5/12/01	Auburn (5-7)	College Sports Southeast
5/13/01	Auburn (7-9)	Guaranty Sports Network
5/16/01	Florida (10-0) *	College Sports Southeast
5/17/01	Ole Miss (13-2) *	College Sports Southeast
5/19/01	Ole Miss (12-6) *	SEC-TV
5/20/01	Mississippi State (1-4) *	SEC-TV
5/25/01	Minnesota (10-9) #	College Sports Southeast
5/26/01	Va. Commonwealth (13-9) #	College Sports Southeast

5/27/01	Va. Commonwealth (7-10) #	College Sports Southeast
5/27/01	Va. Commonwealth (14-9) #	College Sports Southeast
6/1/01	at Tulane (4-3) %	College Sports Southeast
6/2/01	at Tulane (4-9) %	College Sports Southeast
6/3/01	at Tulane (1-7) %	College Sports Southeast
2/24/02	at Houston (11-12)	Jumbo Sports Network
3/19/02	at Louisiana-Lafayette (0-7)	Jumbo Sports Network
3/24/02	at Ole Miss (7-10)	Jumbo Sports Network
4/7/02	at Auburn (9-5)	Jumbo Sports Network
4/10/02	at Tulane (9-5)	Jumbo Sports Network
4/21/02	at South Carolina (3-4)	Jumbo Sports Network
5/4/02	at Tennessee (1-2)	SEC-TV
5/5/02	at Tennessee (6-2)	Jumbo Sports Network
5/10/02	at Florida (5-4)	Sunshine Network
5/12/02	at Florida (8-5)	Jumbo Sports Network
5/22/02	Auburn (2-1) *	Comcast Southeast
5/23/02	South Carolina (8-3) *	Comcast Southeast
5/25/02	South Carolina (8-10) *	SEC-TV
5/25/02	South Carolina (4-5) *	Comcast Southeast
5/31/02	Southern (5-4) #	Pelican Sports Network
6/1/02	Louisiana-Lafayette (0-5) #	Pelican Sports Network
6/1/02	Tulane (4-2) #	Pelican Sports Network
6/2/02	Louisiana-Lafayette (12-2) #	Pelican Sports Network
6/2/02	Louisiana-Lafayette (12-2) #	Pelican Sports Network
6/7/02	at Rice (0-6) %	Jumbo Sports Network
6/8/02	at Rice (0-3) %	Jumbo Sports Network
3/1/03	at Long Beach State (1-5)	Jumbo Sports Network
3/2/03	at Long Beach State (7-2)	Jumbo Sports Network
3/5/03	Southeastern Louisiana (4-2)	Cox Sports Television
3/11/03	at Tulane (4-5, 11 innings)	Jumbo Sports Network
3/16/03	Florida (8-8, tie)	Louisiana Network
3/18/03	at Southern (rainout, 5th inning)	Cox Sports Television
3/21/03	at Georgia (12-5)	Comcast
3/23/03	at Georgia (3-2)	Jumbo Sports Network
3/25/03	at New Orleans (4-5)	Cox Sports Television
3/30/03	at Alabama (11-10)	Jumbo Sports Network
4/5/03	South Carolina (5-8)	SEC-TV
4/6/03	South Carolina (12-4)	Louisiana Network
4/9/03	at Northwestern State (6-4)	Jumbo Sports Network
4/13/03	Ole Miss (13-5)	Louisiana Network
4/15/03	Tulane (8-0)	Cox Sports Television
4/20/03	at Vanderbilt (9-2)	Jumbo Sports Network
4/25/03	Tennessee (17-4)	Cox Sports Television
4/26/03	Tennessee (10-6)	Comcast
4/27/03	Tennessee (15-4)	Louisiana Network
4/29/03	Tulane (5-9)	College Sports Television
4/30/03	New Orleans (7-2)	Cox Sports Television
5/3/03	at Mississippi State (0-5)	SEC-TV
5/4/03	at Mississippi State (6-1)	Jumbo Sports Network
5/9/03	Auburn (6-5)	Cox Sports Television
5/11/03	Auburn (8-14)	Louisiana Network
5/18/03	at Arkansas (6-2)	Jumbo Sports Network
5/22/03	Arkansas (5-4) *	Comcast
5/23/03	Mississippi State (7-2) *	SEC-TV
5/24/03	Mississippi State (17-5) *	Comcast
5/25/03	Alabama (3-10) *	SEC-TV
5/30/03	Northeastern (11-8) #	Jumbo Sports Network
5/31/03	Tulane (13-5) #	Jumbo Sports Network
6/1/03	UNC-Wilmington (9-8, 11 inn.) #	Jumbo Sports Network
6/6/03	Baylor (1-4) %	ESPN Grand Slam
6/7/03	Baylor (6-5) %	ESPN2
6/8/03	Baylor (20-5) %	ESPN
6/13/03	Cal State Fullerton (2-8) ^	ESPN2
6/15/03	South Carolina (10-1) ^	ESPN
2/14/04	at Central Florida (17-4)	Jumbo Sports Network
2/15/04	at Central Florida (5-6, 10 inn.)	Jumbo Sports Network
3/2/04	at Tulane (6-0)	Jumbo Sports Network
3/9/04	at UL-Monroe (6-1)	Jumbo Sports Network
3/21/04	at South Carolina (12-7)	Jumbo Sports Network
3/30/04	at New Orleans (12-5)	Jumbo Sports Network
4/4/04	at Auburn (3-2)	Jumbo Sports Network
4/10/04	Arkansas (10-11, 10 inn.)	SEC-TV
4/11/04	Arkansas (5-7)	Cox Sports Television
4/16/04	Georgia (6-5, 10 inn.)	Cox Sports Television
4/20/04	at Southern (21-10)	Cox Sports Television
4/24/04	at Tennessee (11-5)	Comcast Sports
4/25/04	at Tennessee (11-1)	Jumbo Sports Network
4/27/04	Tulane (9-5)	Cox Sports Television
5/9/04	at Kentucky (11-8)	Jumbo Sports Network
5/22/04	at Ole Miss (11-4)	SEC-TV
5/23/04	at Ole Miss (14-6)	Jumbo Sports Network
5/26/04	Florida (4-5, 10 inn.) *	Comcast Sports
5/27/04	Georgia (0-1) *	Comcast Sports
6/4/04	Army (9-0) #	Cox Sports Television
6/5/04	Southern Miss (6-2) #	Cox Sports Television
6/6/04	College of Charleston (11-3) #	Cox Sports Television
6/12/04	Texas A&M (11-8) %	ESPN2
6/13/04	Texas A&M (4-0) %	ESPN2
6/19/04	Miami, Fla. (5-9) ^	ESPN





LSU has been featured on an ESPN network 44 times at the College World Series.

6/21/04	South Carolina (4-15) ^	ESPN2
2/15/05	Louisiana-Monroe (9-6)	Cox Sports Television
2/27/05	at Houston (DH, 11-5/8-1)	Jumbo Sports Network
3/8/05	Tulane (2-6)	Cox Sports Television
3/18/05	at Georgia (8-2)	Comcast Sports
3/20/05	at Georgia (6-4)	Jumbo Sports Network
3/29/05	New Orleans (18-10)	Cox Sports Television
4/2/05	at Alabama (11-2)	Jumbo Sports Network
4/3/05	at Alabama (4-5, 13 inn.)	Jumbo Sports Network
4/6/05	Rice (8-2)	Jumbo Sports Network
4/17/05	Ole Miss (5-1)	Cox Sports Television
4/19/05	at Tulane (8-11)	ESPN2
4/24/05	at Arkansas (6-0)	Jumbo Sports Network
5/1/05	at Vanderbilt (3-0)	Jumbo Sports Network
5/3/05	Southern (5-9)	Cox Sports Television
5/6/05	Kentucky (6-5)	Cox Sports Television
5/13/05	Tennessee (2-9)	Cox Sports Television
5/14/05	Tennessee (9-3)	SEC-TV
5/22/05	at Mississippi State (3-2)	Jumbo Sports Network
5/25/05	Mississippi State (2-9) *	Comcast Sports
5/26/05	Tennessee (1-5) *	Comcast Sports
6/3/05	Marist (14-5) #	Cox Sports Television
6/4/05	Rice (7-9) #	Cox Sports Television
6/6/05	Northwestern State (12-4) #	Cox Sports Television
6/6/05	Rice (4-5) #	Cox Sports Television
3/1/06	Louisiana-Monroe (8-5)	Cox Sports Television
3/7/06	Tulane (4-3)	Cox Sports Television
3/18/06	at Kentucky (3-6)	Jumbo Sports Network
3/19/06	at Kentucky (5-2)	Jumbo Sports Network
4/8/06	at Tennessee (0-9)	SEC-TV
4/9/06	at Tennessee (6-2)	Jumbo Sports Network
4/11/06	Northwestern State (12-0)	Cox Sports Television
4/22/06	at Ole Miss (3-11)	Jumbo Sports Network
4/23/06	at Ole Miss (8-11)	Jumbo Sports Network
4/26/06	New Orleans (7-2)	Cox Sports Television
4/28/06	Arkansas (7-6)	Cox Sports Television
4/30/06	Arkansas (7-5)	Cox Sports Television
5/6/06	at Auburn (5-3)	Jumbo Sports Network
5/7/06	at Auburn (8-2)	Jumbo Sports Network
5/12/06	Vanderbilt (4-3)	Cox Sports Television
5/16/06	Rice (3-6)	Jumbo Sports Network
5/20/06	at Florida (5-10)	SEC-TV
5/24/06	Alabama (4-3) *	Comcast Sports
5/25/06	Ole Miss (1-12) *	Comcast Sports
5/26/06	Alabama (3-8) *	SEC-TV
2/27/07	Tulane (3-8)	Cox Sports Television
3/16/07	at South Carolina (0-5)	Jumbo Sports Network
3/17/07	at South Carolina (6-5)	Jumbo Sports Network
3/18/07	at South Carolina (5-9)	Jumbo Sports Network
3/21/07	Southeastern La. (5-3)	Cox Sports Television
3/30/07	at Alabama (5-4)	Jumbo Sports Network
3/31/07	at Alabama (2-5)	Jumbo Sports Network
4/1/07	at Alabama (7-3)	Jumbo Sports Network

4/8/07	Auburn (10-1)	Cox Sports Television
4/18/07	at New Orleans (4-5)	Jumbo Sports Network
4/29/07	Tennessee (9-10)	Cox Sports Television
5/1/07	Southern (9-7)	Cox Sports Television
5/1/07	Nicholls State (8-3)	Cox Sports Television
5/5/07	at Arkansas (0-5)	Fox Sports Net
5/6/07	at Arkansas (5-3)	Cox Sports Television
5/11/07	Florida (3-19)	Cox Sports Television
5/12/07	Florida (4-8)	Fox Sports Net
5/13/07	Florida (9-4)	Cox Sports Television
5/18/07	at Vanderbilt (2-6)	Jumbo Sports Network
5/19/07	at Vanderbilt (2-6)	Jumbo Sports Network
2/26/08	Southern (6-1)	Cox Sports Television
3/21/08	Arkansas (8-7, 11 inn.)	Cox Sports Television
3/23/08	Arkansas (4-2)	Cox Sports Television
3/30/08	at Florida (6-3)	FSN Florida
4/1/08	at Southern (8-3)	Pelican Sports
4/6/08	Alabama (9-7)	Cox Sports Television
4/13/08	at Ole Miss (8-2)	Jumbo Sports Network
4/20/08	Georgia (10-10, 12 inn.)	Jumbo Sports Network
4/22/08	at Tulane (8-4)	Cox Sports Television
4/23/08	McNeese State (6-0)	Cox Sports Television
4/27/08	South Carolina (6-3)	Jumbo Sports Network
4/29/08	UL-Lafayette (5-3)	Cox Sports Television
5/3/08	at Kentucky (3-1, 10 inn.)	Jumbo Sports Network
5/3/08	at Kentucky (12-5)	Jumbo Sports Network
5/4/08	at Kentucky (9-8)	Cox Sports Television
5/9/08	Mississippi State (15-6)	Cox Sports Television
5/10/08	Mississippi State (16-4)	Fox Sports Net
5/11/08	Mississippi State (9-6)	Cox Sports Television
5/13/08	New Orleans (7-6, 15 inn.)	Cox Sports Television
5/15/08	at Auburn (6-4)	Cox Sports Television
5/16/08	at Auburn (15-6)	Cox Sports Television
5/21/08	South Carolina (5-4, 10 inn.) *	Comcast Sports
5/22/08	Vanderbilt (8-2) *	Comcast Sports
5/24/08	Alabama (12-8) *	Fox Sports Net
5/25/08	Ole Miss (8-2) *	Fox Sports Net
5/30/08	Texas Southern (12-1) #	Cox Sports Television
5/31/08	Southern Miss (13-4) #	Cox Sports Television
6/1/08	Southern Miss (11-4) #	Cox Sports Television
6/7/08	UC Irvine (5-11) %	ESPN
6/8/08	UC Irvine (9-7) %	ESPN
6/9/08	UC Irvine (21-7) %	ESPN2
6/15/08	North Carolina (4-8) ^	ESPN2
6/17/08	Rice (6-5) ^	ESPN2
6/19/08	North Carolina (3-7) ^	ESPN

^ - College World Series

* - SEC Tournament

- NCAA Regional

% - NCAA Super Regional



INTRO

THIS IS LSU

PREVIEW

TIGERS

COACHES

REVIEW

HISTORY

RECORDS

LSU

2008 College World Series

June 15, 2008 at Omaha, Neb.

LSU.....1 0 000 020 - 4 8 1 (48-18-1)
North Carolina...302 1 10 10 X - 8 17 0 (52-12)

WP-Alex White (11-3) Save-Rob Wooten(5) LP-
Ryan Verdugo (9-4) T-2:59 A-22239
HR LSU - Michael Hollander (6), Matt Clark (27)

June 17, 2008 at Omaha, Neb.

Rice.....020 011 100 - 5 10 3 (47-15)
LSU.....000 000 114 - 6 11 0 (49-18-1)

WP-Louis Coleman (8-0) LP-Cole St.Clair (10-3)
T-3:02 A-19103
HR RICE - Aaron Luna (10)

June 19, 2008 at Omaha, Neb.

North Carolina...200 010 004 - 7 9 2 (53-13)
LSU.....010 002 000 - 3 4 0 (49-19-1)

WP-Alex White (12-3) LP-Louis Coleman (8-1)
T-3:15 A-30422
HR NC - Tim Federowicz (5)
HR LSU - Matt Clark (28)

2008 NCAA Super Regional

June 7, 2008 at Baton Rouge, La.

UC Irvine.....200 013 230 - 11 13 2 (42-16)
LSU.....010 001 030 - 5 9 1 (46-17-1)

WP-Gorgen, Scott (12-3) LP-Ryan Verdugo (9-3)
T-3:23 A-8023
HR UCI - Bardeen, Brock (5), Madigan, Sean (2)
HR LSU - DJ LeMahieu (6)
Actual attendance: 7,460

June 8, 2008 at Baton Rouge, La.

LSU.....010 100 025 - 9 14 0 (47-17-1)
UC Irvine.....001 600 000 - 7 11 0 (42-17)

WP-Louis Coleman (7-0) LP-Pettis, Eric (4-3)
T-3:11 A-8029
HR LSU - Jared Mitchell (6)
HR UCI - Bardeen, Brock (6)
Actual attendance: 6,971

June 9, 2008 at Baton Rouge, La.

UC Irvine.....001 010 230 - 7 13 2 (42-18)
LSU.....612 070 32X - 21 24 1 (48-17-1)

WP-Jordan Brown (5-0) LP-Stowell, Bryce (8-3)
T-3:54 A-8348
HR UCI - Deragisch, Eric (1), Bell, Dillon (5)
HR LSU - Blake Dean (20), Micah Gibbs (2), Matt
Clark (26), Buzzy Haydel (1), Johnny Dishon (2),
Ryan Schimpf 2 (12)
Actual attendance: 8,173
Largest actual attendance in Alex Box history.

2008 NCAA Regional

May 30, 2008 at Baton Rouge, La.

Texas Southern...000 001 000 - 1 8 3 (16-33)
LSU.....400 214 10X - 12 13 1 (44-16-1)

WP-Jordan Brown (4-0) Save-Austin Ross(3)
LP-MORENO,Ehern (2-5)
T-2:59 A-7671
HR TSU - RHONE,Earnest (9)
HR LSU - Blake Dean 2 (18), Matt Clark (23)
Actual attendance: 6,536



Justin Meier blanked Army in the
2004 Baton Rouge Regional.

May 31, 2008 at Baton Rouge, La.

LSU.....001 412 041 - 13 12 0 (45-16-1)
Southern Miss....000 130 000 - 4 8 4 (41-21)

WP-Ryan Verdugo (9-2) LP-Todd McInnis (6-3)
T-3:10 A-8012
HR LSU - Michael Hollander (5), Blake Dean (19),
Sean Ochinko (4), Matt Clark 2 (25)
Actual attendance: 7,498

June 1, 2008 at Baton Rouge, La.

Southern Miss....000 1 10 101 - 4 11 0 (42-22)
LSU.....120 006 20X - 11 9 1 (46-16-1)

WP-Paul Bertuccini (2-0) Save-Jared
Bradford(5) LP-Brian Leach (2-4)
T-3:09 A-7870
HR LSU - Leon Landry (5)
Actual attendance: 7,161

2005 NCAA Regional

June 3, 2005 at Baton Rouge, La.

Marist400 100 000 - 5 11 3 (33-20)
LSU201 00263X - 14 19 2 (39-20)

WP-Determann (5-0) LP-Chambers (3-6)
T-3:00 A-6861
HR LSU - Mayer (4), Stavinoha (18), Stewart (3),
Liuzza (3)
Actual attendance: 4,990

June 4, 2005 at Baton Rouge, La.

LSU000 100 060 - 7 12 3 (39-21)
RICE.....030 20040X - 9 9 1 (43-17)

WP-Savery (8-4) LP-Smith, G. (10-3)
T-3:07 A-7645
HR LSU - Patterson (20), Gill (7)
Actual attendance: 6,631



J.C. Holt was the 2003 NCAA Regional
Most Outstanding Player.

June 6, 2005 at Baton Rouge, La.

Northwestern La..010 002 100 - 4 11 6 (41-20)
LSU010 106 40X -12 12 1 (40-21)

WP-Mestepey (7-8) Save-Ramirez(1)
LP-Johnston, S (2-2)
T-3:08 A-6742
HR NWLA - DeRosa, Case (2)
Game delayed 1:04 in top of fourth due to rain.
Game suspended until Monday (June 6) in
bottom of seventh.
Actual attendance: 3,614.

June 6, 2005 at Baton Rouge, La.

RICE.....020 001 101 - 5 13 0 (44-17)
LSU004 000 000 - 4 9 0 (40-22)

WP-Pendleton (5-3) LP-Dirks (10-4)
T-3:15 A-6891
HR RICE - Dodson (2), Reagan (1)
Actual attendance: 3,765
Rice advances to the NCAA Super Regional.

2004 College World Series

June 19, 2004 at Omaha, Neb.

LSU320 000 000 - 5 7 0 (46-18)
Miami.....320 013 00X - 9 12 2 (50-11)

WP-CARRILLO (12-0) LP-Determann (6-5)
T-2:43 A-26530
HR MIA - RICKS (11), BRAUN (10)

June 21, 2004 at Omaha, Neb.

South Carolina...100 006 062 - 15 19 1 (51-16)
LSU001 200 010 - 4 16 4 (46-19)

WP-Rawl (13-4) LP-Mestepey (7-4)
T-3:15 A-24857

2004 NCAA Super Regional

June 12, 2004 at Baton Rouge, La.

Texas A&M...500 002 100 - 8 11 1 (42-21)
LSU130 203 02X - 11 17 2 (45-17)

WP-Determann (6-4) Save-Faircloth(4) LP-Ray
(2-2) T-3:39 A-7728

HR TXAM - Pennington (5)

HR LSU - Holt (6), Patterson (14)

June 13, 2004 at Baton Rouge, La.

LSU000 000 004 - 4 5 2 (46-17)
Texas A&M...000 000 000 - 0 5 1 (42-22)

WP-Mestepey (7-3) LP-Jackson, Z (10-7)

T-2:36 A-7717

HR LSU - Harris, W. (7)

LSU advances to College World Series.

2004 NCAA Regional

June 4, 2004 at Baton Rouge, La.

Army000 000 000 - 0 7 2 (37-14)
LSU000 300 42X - 9 15 0 (42-17)

WP-Meier (6-2) LP-Hill, N (10-3) T-2:51 A-7601

June 5, 2004 at Baton Rouge, La.

Southern Miss...001 010 000 - 2 8 0 (45-18)
LSU000 100 41X - 6 8 1 (43-17)

WP-Bumstead (10-3) LP-DeWitt (10-3)

T-2:12 A-7638

HR SMS - Maddox (15)

HR LSU - Zeringue (12)

Lightning delay for 15 minutes with one out in bottom of second.

June 6, 2004 at Baton Rouge, La.

LSU102 320 003 - 11 14 0 (44-17)
Coll. of Charleston. 001 010 100 - 3 13 1 (47-16)

WP-Mestepey (6-3) LP-Soale (2-1)

T-2:47 A-7658

HR LSU - Gill (5), Naccarata (5)

LSU advances to the NCAA Super Regional.

2003 College World Series

June 13, 2003 at Omaha, Neb.

Cal St. Fullerton...004 301 000 - 8 9 3 (49-14)
LSU010 000 100 - 2 5 1 (45-21-1)

WP-Windsor (11-2) LP-Bumstead (11-4)

T-2:56 A-23135

HR CSF - Costa (5)

HR LSU - Patterson (16)

June 15, 2003 at Omaha, Neb.

LSU032 410 000 - 10 12 1 (45-22-1)
South Carolina...610 000 13X - 11 12 1 (45-21)

WP-Campbell, Ma (6-4) LP-Sadler (1-2)

T-3:00 A-24191

HR LSU - Harris, C. (16), Stewart (7)

HR SC - Harris (4), Melillo (12)

2003 NCAA Super Regional

June 6, 2003 at Baton Rouge, La.

Baylor000 001 030 - 4 10 2 (45-21)
LSU000 001 000 - 1 7 0 (43-20-1)

WP-White (9-4) Save-LaMotta(3) LP-Bumstead
(11-3) T-2:51 A-7669



Ryan Theriot was named to the 2000 CWS All-Tournament team.

June 7, 2003 at Baton Rouge, La.

LSU310 000 020 - 6 9 1 (44-20-1)
Baylor011 100 200 - 5 10 2 (45-22)

WP-Determann (7-0) LP-LaMotta (7-3)

T-3:02 A-7655

HR LSU - Hill (9), Harris, C. (14), Naccarata (6)

June 8, 2003 at Baton Rouge, La.

LSU040 10(11) 103 - 20 19 0 (45-20-1)
Baylor300 000 011 - 5 12 1 (45-23)

WP-Meier (8-3) LP-McCormick (6-3)

T-3:20 A-7739

HR LSU - Harris, C. (15), Patterson (15), Zeringue (13)

HR BU - Durbin (18), Saccomanno (9)

2003 NCAA Regional

May 30, 2003 at Baton Rouge, La.

Northeastern...000 100 304 - 8 13 1 (27-23)
LSU100 405 01X - 11 15 0 (41-19-1)

WP-Tompkins (3-5) LP-Hedrick (7-2)

T-3:02 A-7591

HR NE - Emanuele (4)

HR LSU - Holt 2 (5), Harris, C. (12)

May 31, 2003 at Baton Rouge, La.

LSU021 000 505 - 13 18 1 (42-19-1)
Tulane011 000 201 - 5 11 2 (44-18)

WP-Bumstead (11-2) LP-Crowel (8-1)

T-2:59 A-7642

HR LSU - Harris, C. (13), Gill (5), Naccarata (5)

HR TU - Kaplan (11), Swackhamer (10), Southard (4)

June 1, 2003 at Baton Rouge, La.

UNC Wilmington...014 020 000 10 - 8 8 4 (40-23)
LSU200 311 000 11 - 9 15 1 (43-19-1)

WP-Determann (6-0) LP-Hill (7-2)

T-3:31 A-7567

HR NCW - Wright 2 (11), Sutton (12), Simmerman (9)

HR LSU - Patterson (14), Zeringue (12)

2002 NCAA Super Regional

June 7, 2002 at Houston, Texas

LSU000 000 000 - 0 3 2 (44-21)
Rice006 000 00X - 6 9 0 (51-12)

WP-Herce (13-2) LP-Mestepey (11-5)

T-2:02 A-4615

Game delayed at 7:38, restarted at 7:57 after a 19-minute rain delay.

June 8, 2002 at Houston, Texas

Rice002 000 010 - 3 11 1 (52-12)
LSU000 000 000 - 0 5 0 (44-22)

WP-Crowder (10-2) LP-Wilson (10-5)

T-2:24 A-4615

HR RICE - Arnold (8)

2002 NCAA Regional

May 31, 2002 at Baton Rouge, La.

Southern000 022 000 - 4 13 1 (45-9)
LSU111 000 101 - 5 15 0 (41-19)

WP-Tompkins (6-1) LP-Day (0-1)

T-2:53 A-7407

HR LSU - Pontiff (6), Heath (8)



INTRO

THIS IS LSU

PREVIEW

TIGERS

COACHES

REVIEW

HISTORY

RECORDS

LSU

June 1, 2002 at Baton Rouge, La.

UL-Lafayette..000 101 111 - 5 9 0 (39-21)
LSU000 000 000 - 0 7 2 (41-20)

WP-Gros (11-4) LP-Mestepey (11-4)

T-2:18 A-7503

HR ULL - Bourque (5), Sneed (9)

June 1, 2002 at Baton Rouge, La.

LSU011 200 000 - 4 11 1 (42-20)
Tulane010 010 000 - 2 7 0 (36-27)

WP-Pettit (9-7) LP-Kline (4-5)

T-2:31 A-7248

HR LSU - Hill, A. (8), Raymer (4)

HR TU - Manzella (3)

June 2, 2002 at Baton Rouge, La.

LSU300 011 205 - 12 13 0 (43-20)
UL-Lafayette..001 000 001 - 2 9 0 (39-22)

WP-Tompkins (7-1) LP-Coles (5-2)

T-3:08 A-7500

HR LSU - Hill, A. (8), Barker (8), Heath (9), Welch (1)

HR ULL - Carboni (3)

Bair and UL-Lafayette coach Tony Robichaux ejected in ninth when Bair threw at Heath ... Hill ejected in ninth for flinging bat into UL-Lafayette dugout.

June 2, 2002 at Baton Rouge, La.

UL-Lafayette..000 101 000 - 2 8 2 (39-23)
LSU100 412 22X - 12 17 1 (44-20)

WP-Wilson (10-4) LP-Ardoin (2-3)

T-2:43 A-7578

HR LSU - Heath (10)

2001 NCAA Super Regional

June 1, 2001 at Metairie, La.

LSU200 000 100 000 1 - 4 13 1 (44-20-1)
Tulane000 003 000 000 0 - 3 14 1 (53-11)

WP-Wilson (3-2) LP-Melius (10-2)

T-4:30 A-11719

HR LSU - Fontenot (14)

June 2, 2001 at Metairie, La.

Tulane400 002 102 - 9 14 1 (54-11)
LSU000 000 400 - 4 8 2 (44-21-1)

WP-Bourgeois (3-1) Save-Charron (2)

LP-Scobie (4-3) T-3:28 A-11679

HR TU - Kaplan (5), Cannizzaro (3)

HR LSU - Raymer (4)

June 3, 2001 at Metairie, La.

LSU000 010 000 - 1 7 1 (44-22-1)
Tulane100 600 00X - 7 12 0 (55-11)

WP-Richardson (7-2) LP-Nugent (7-3)

T-3:07 A-11870

2001 NCAA Regional

May 25, 2001 at Baton Rouge, La.

Minnesota ..004 022 001 - 9 18 4 (39-20)
LSU141 010 30X - 10 11 2 (41-19-1)

WP-Guidry (1-3) Save-Wilson (2) LP-Moen (2-1)

T-3:34 A-7606

HR MN - Welch (6)

HR LSU - Zinsman (13)



Brad Cresse delivered the game-winning hit in the 2000 CWS title contest versus Stanford.

May 26, 2001 at Baton Rouge, La.

Va. Commonwealth..000 050 310 - 9 11 2 (39-18)
LSU253 001 02X - 13 12 4 (42-19-1)

WP-Corcoran (8-4) LP-Marshall, S. (9-4)

T-3:48 A-7613

HR LSU - Fontenot (13), Moore (7)

May 27, 2001 at Baton Rouge, La.

LSU100 402 000 - 7 9 0 (42-20-1)
Va. Commonwealth..205 001 02X - 10 13 1 (41-18)

WP-Martin (7-2) Save-Baumann (5) LP-Scobie

(4-2) T-3:07 A-7819

HR LSU - Zinsman (14), Wright (5)

HR VC - Arteaga 2 (9), Lopaze (3), Gillespie (2), Jones (1)

May 27, 2001 at Baton Rouge, La.

LSU040 600 013 - 14 14 2 (43-20-1)
Va. Commonwealth..001 300 401 - 9 10 4 (41-19)

WP-Mestepey (11-3) Save-Wilson (3)

LP-Lopaze (0-1)

T-3:25 A-7566

HR LSU - Linden 2 (20), Zinsman 2 (16)

HR VC - Gillespie (3)

2000 College World Series

June 10, 2000 at Omaha, Neb.

Texas010 011 020 - 5 9 1 (46-20)
LSU410 016 10X - 13 14 1 (49-17)

WP-Tallet (15-3) LP-Hale (12-6)

T-3:03 A-23975

HR TX - Anderson

HR LSU - Fontenot, Barbier 2



LSU is one of only four schools to win five CWS titles.

June 12, 2000 at Omaha, Neb.

LSU000 003 250 - 10 9 0 (50-17)
S. Cali000 210 100 - 4 7 4 (44-19)

WP-Hodges (4-2) LP-Prior (10-7)

T-3:09 A-16000

HR LSU - Hawpe 2

HR USC - Craig, Concepcion

June 15, 2000 at Omaha, Neb.

Florida State...000 001 020 - 3 9 0 (53-19)
LSU100 110 03X - 6 9 1 (51-17)

WP-Guidry (1-2) Save-Hodges (2)

LP-Varnes (11-4)

T-3:09 A-19209

HR LSU - Hawpe, Wright

June 17, 2000 at Omaha, Neb.

Stanford000 401 000 - 5 13 0 (51-15)
LSU020 000 031 - 6 8 0 (52-17)

WP-Hodges (5-2) LP-Wayne (15-4)

T-3:42 A-24282

HR STAN - Thompson (12)

HR LSU - Barbier (9), Witten (7)

2000 NCAA Super Regional

June 2, 2000 at Baton Rouge, La.

UCLA000 000 200 - 2 2 2 (38-25)
LSU102 030 20X - 8 6 0 (47-17)

WP-Tallet (14-3) LP-Henkel (6-4)

T-3:14 A-7624

HR UCLA - Johnson (23)

HR LSU - Cresse (30)

Actual crowd of 7,467 sets Alex Box Stadium record

June 3, 2000 at Baton Rouge, La.

LSU202 601 012 - 14 15 1 (48-17)
UCLA000 500 210 - 8 10 4 (38-26)

WP-Brian (6-2) Save-Guidry(7) LP-Karp (10-2)
T-4:00 A-7667
HR UCLA - Utley (22), Shelley (7)

2000 NCAA Regional

May 26, 2000 at Baton Rouge, La.

Jackson State...000 100 000 - 1 8 4 (26-29)
LSU224 431 12X - 19 21 0 (44-17)

WP-Saxon (5-0) LP-Lane (2-6)
T-2:56 A-7230
HR JS - Nelson (13)
HR LSU - Cresse (26), Fontenot (16), Pontiff 2 (7), Witten (6)
Fontenot sets LSU freshman record for home runs, formerly held by Barbier.

May 27, 2000 at Baton Rouge, La.

LSU20(14) 410 000 - 21 19 1 (45-17)
LA-Monroe...000 000 000 - 0 7 0 (40-21)

WP-Tallet (13-3) Save-Brian(2) LP-Wombacher (7-4) T-2:56 A-7461
HR LSU - Cresse 3 (29)

May 28, 2000 at Baton Rouge, La.

LSU000 003 101 - 5 9 1 (46-17)
LA-Monroe...000 003 000 - 3 9 0 (41-22)

WP-Youman (3-0) Save-Guidry(6)

LP-Durham (7-3)
T-2:44 A-7391
HR LSU - Hawpe 2 (9)
LSU outscores opponents 45-4 in regional play.

1999 NCAA Super Regional

June 4, 1999 at Tuscaloosa, Ala.

LSU014 010 000 - 6 7 3 (41-23-1)
Alabama.....730 000 30X - 13 17 1 (50-14)

WP-Torres (10-2) LP-Bowe (9-4)
T-3:04 A-4107
HR LS - Leaumont (18), Hawpe (12)
HR UA - Smallwood (6), Brown (14), Gullledge (11)

June 5, 1999 at Tuscaloosa, Ala.

Alabama.....121 200 214 - 13 21 1 (51-14)
LSU000 001 022 - 5 11 1 (41-24-1)

WP-Smith (3-2) LP-Ainsworth (13-6)
T-3:17 A-4107
HR UA - Boyd (7), Phillips (22)
HR LSU - Cresse (10)

1999 NCAA Regional

May 28, 1999 at Baton Rouge, La.

NE Louisiana...210 000 001 - 4 4 2 (36-21)
LSU003 015 20X - 11 12 1 (38-21-1)

WP-Ainsworth (12-5) LP-Sheets (14-1)
T-2:59 A-7513
HR NLU - Shelley (12)
HR LSU - Barbier (13), McClure (16), Witten (7)



LSU defeated Alabama, 13-6, to win the 1997 NCAA title.

May 29, 1999 at Baton Rouge, La.

LSU301 031 002 - 10 11 1 (38-22-1)
E. Carolina...010 332 002 - 11 15 2 (46-14)

WP-Fulcher (4-1) LP-Gomez (4-3)
T-2:53 A-7468
HR LSU - Leaumont (15), Hawpe (10)
HR EC - Delfino (12), Williamson (15)

May 29, 1999 at Baton Rouge, La.

LSU000 202 200 - 6 7 1 (39-22-1)
Southern011 100 000 - 3 4 4 (29-16)

WP-Saxon (2-0) LP-Ashford (5-5)
T-2:16 A-6941
HR LSU - Leaumont (16), Hawpe (11)
HR SU - Blackburn (9), Primus (10)

May 30, 1999 at Baton Rouge, La.

E. Carolina...215 101 000 - 10 18 0 (46-15)
LSU020 205 03X - 12 13 1 (40-22-1)

WP-Grace (5-2) LP-Fulcher (4-2)
T-3:04 A-7132
HR EC - Molinari (4)
HR LSU - McClure (17), Leaumont (17), Witten (8)

May 31, 1999 at Baton Rouge, La.

E. Carolina...000 000 000 - 0 5 0 (46-16)
LSU230 110 02X - 9 7 0 (41-22-1)

WP-Ainsworth (13-5) LP-Mandryk (2-1)
T-2:44 A-7462
HR LSU - McClure (18)

1998 College World Series

May 30, 1998 at Omaha, Neb.

LSU000 113 520 - 12 14 2 (47-17)
S. Cali102 205 000 - 10 12 2 (44-17)

WP-Thompson (12-4) LP-Lane (8-2)
T-3:30 A-19470
HR LSU - Higgins (14), McClure (27), Furniss (28), Cresse 2 (28), Earnhart (11), Davis (9), Harris (8)
HR USC - Gorr (14), Freitas (14)
LSU sets a school and CWS record for home runs in a game with eight ...LSU also ties a CWS single-game record with 39 total bases.

June 1, 1998 at Omaha, Neb.

Miss. State...002 031 101 - 8 14 0 (42-22)
LSU040 220 02X - 10 11 1 (48-17)

WP-Keisler (9-5) Save-Thompson(1)
LP-Jackson (10-3) T-3:05 A-20738
HR MSU - Lee (19)
HR LSU - Higgins (15), Cresse (29), Earnhart (12), Davis (10), Barbier (9), Harris (9)

June 4, 1998 at Omaha, Neb.

LSU101 000 101 - 4 7 1 (48-18)
S. Cali010 001 21X - 5 11 1 (47-17)

WP-Etherton (13-3) Save-Krawczyk(22)
LP-Esteves (9-3) T-3:16 A-17460
HR LSU - Dalton (3), Harris (10)
HR USC - Munson (16), Ensberg (20)



INTRO

THIS IS LSU

PREVIEW

TIGERS

COACHES

REVIEW

HISTORY

RECORDS

LSU

June 5, 1998 at Omaha, Neb.

S. Cali000 031 210 - 7 11 0 (48-17)
 LSU000 000 030 - 3 8 1 (48-19)

WP-Penney (8-4) LP-Thompson (12-5)

T-2:38 A-13000

HR USC - Ensberg (21), Lane 2 (13)

HR LSU - Leaumont (10)

1998 NCAA South II Regional**May 21, 1998 at Baton Rouge, La.**

Nicholls St..000 000 103 - 4 9 2 (28-33)
 LSU430 290 00X - 18 19 2 (43-17)

WP-Thompson (10-4) LP-Arcement (10-4)

T-2:42 A-6750

HR NSU - Perret (6), Jobert (6)

HR LSU - Higgins (11), McClure (25), Furniss

(26), Earnhart (8), Davis (6)

Furniss sets the SEC career hits record (342),
 formerly held by Auburn's Jay Waggoner.

May 22, 1998 at Baton Rouge, La.

LSU003 206 400 - 15 19 3 (44-17)
 SW Louisiana...110 201 001 - 6 12 2 (39-22)

WP-Demouy (5-2) LP-Cuellar (8-4)

T-3:18 A-6702

HR LSU - Higgins (12), McClure (26), Furniss

(27), Cresse (23), Harris (6)

HR USL - Feehan (4)

May 23, 1998 at Baton Rouge, La.

Cal St.-Fullerton..520 020 020 - 11 15 3 (46-16)
 LSU030 402 04X - 13 17 3 (45-17)

WP-Bowe (6-3) LP-Johnson, A. (1-4)

T-3:36 A-6918

HR CSF - Bacani (3), Fukuhara (10), Rowand

(15), Chatham (7)

HR LSU - Cresse (24), Earnhart (9), Barbier (8),
 Davis (7)

May 24, 1998 at Baton Rouge, La.

LSU001 (10)30 000 - 14 12 3 (46-17)
 Cal St.-Fullerton..002 000 001 - 3 11 0 (47-17)

WP-Thompson (11-4) LP-Jacobs (4-4)

T-3:15 A-6904

HR LSU - Higgins (13), Cresse 2 (26), Earnhart
 (10), Davis (8), Harris (7)

1997 College World Series**May 30, 1997 at Omaha, Neb.**

Rice010 002 010 - 4 8 1 (47-15)
 LSU010 100 03X - 5 9 1 (54-13)

WP-Demouy (6-1) LP-Anderson (10-2)

T-2:31 A-20551

HR LSU - Larson (38)

June 1, 1997 at Omaha, Neb.

LSU300 220 210 - 10 12 1 (55-13)
 Stanford000 020 030 - 5 7 0 (44-19)

WP-Coogan (14-3) LP-Peterson (11-3)

T-2:42 A-23867

HR LSU - Larson 2, Furniss, Davis, Earnhart

June 4, 1997 at Omaha, Neb.

Stanford000 040 302 - 9 16 1 (45-20)
 LSU024 140 02X - 13 9 1 (56-13)

WP-Berthelot (7-3) Save-Coogan (3)

LP-Hutchinson (8-4)

T-3:18 A-22218

HR STAN - Hochgesang

HR LSU - Koerner 2

June 7, 1997 at Omaha, Neb.

Alabama.....002 200 020 - 6 11 3 (56-14)
 LSU630 002 11X - 13 15 1 (57-13)

WP-Thompson (12-3) LP-Daniel (5-1)

T-3:15 A-24401

HR UA - Caruso

HR LSU - Higgins, Bernhardt

1997 NCAA South I Regional**May 22, 1997 at Baton Rouge, La.**

UNC-Greensboro..000 000 000 - 0 5 2 (44-16)
 LSU022 261 10X - 14 17 0 (49-12)

WP-Coogan (12-3) LP-Surridge (6-6)

T-2:35 A-6654

HR LSU - Koerner (18), Earnhart (5)

LSU's first post-season shutout since 8-0 win
 over Wichita State in '93 CWS final.

May 23, 1997 at Baton Rouge, La.

Oklahoma ..100 200 000 - 3 6 0 (39-20)
 LSU800 311 01X - 14 13 1 (50-12)

WP-Thompson (10-3) Save-Guillory (1)

LP-Smith (3-1) T-2:52 A-6573

HR OU - Elsey (8)

HR LSU - Higgins (8), Larson 2 (34), Bernhardt 2 (15)

LSU now has 165 homers, breaking the NCAA
 single-season mark held by BYU with 161 in
 1988...Larson has 105 RBI, breaking Eddy Furniss'
 single-season SEC record of 103 set in 1996.

May 24, 1997 at Baton Rouge, La.

LSU002 002 001 - 5 8 2 (50-13)
 S. Alabama..330 002 12X - 11 16 0 (43-17)

WP-Rayborn (2-1) Save-Nakamura (2)

LP-Shipp (4-1) T-3:03 A-6726

HR LSU - Barbier (15), McClure (11)

HR SA - Choron (20)

May 25, 1997 at Baton Rouge, La.

LSU111 000 310 07 - 14 15 1 (51-13)
 Long Beach St...001 020 400 00 - 7 10 5 (39-26)

WP-Coogan (13-3) LP-Petrosian (4-3)

T-4:55 A-6687

HR LSU - Furniss (16), McClure (12), Bernhardt (16)

HR LB - Martin (9)

May 26, 1997 at Baton Rouge, La.

S. Alabama..100 300 000 - 4 6 0 (43-18)
 LSU503 300 03X - 14 10 0 (52-13)

WP-Thompson (11-3) LP-Norton (9-6) T-2:21

HR SA - Choron (21), Smith (5)

HR LSU - Higgins (9), Larson (35), Koerner (19),
 Davis (15)



NCAA Regionals at Alex Box Stadium
 always featured capacity crowds.

May 26, 1997 at Baton Rouge, La.

LSU000 (11)30 010 - 15 19 0 (53-13)
 S. Alabama..010 1 02 000 - 4 10 1 (43-19)

WP-Painich (9-2) Save-Daugherty (1)

LP-Sparks (11-1) T-2:55 A-7041

HR LSU - Higgins (10), Larson 2 (37), Koerner (20)

HR SA - Jackson (9), Stacy (15), Salvaggio (5)

1996 College World Series**June 1, 1996 at Omaha, Neb.**

LSU15 020 000 - 9 11 4
 Wichita St...001 021 121 - 8 12 1

WP-Yarnall (12-1) Save-Shipp (1) LP-Baird (7-6)

T-3:54 A-22154

HR LSU - Williams (6), Lanier (5)

HR WS - Blake (22), Sorensen (4)

June 3, 1996 at Omaha, Neb.

Florida120 000 010 - 4 9 1
 LSU020 200 32x - 9 11 5

WP-Laxton (8-2) Save-Shipp (2) LP-Rodriguez

(4-1) T-3:38 A-13000

HR LSU - Koerner (12), Cooley (14), Bowles (22)

HR UF - D. Eckstein (9)

June 6, 1996 at Omaha, Neb.

Florida000 010 000 - 1 7 3
 LSU010 001 00x - 2 5 1

WP-Yarnall (11) Save-Esteves (2) LP-Kaufman

(11-5) T-3:06 A-17212



LSU's Regional championships are celebrated with a victory lap around Alex Box Stadium.

June 8, 1996 at Omaha, Neb.

Miami.....200 032 001 - 8 14 2
LSU003 000 222 - 9 15 2

WP-Coogan (6-0) LP-Morrison (4-2)
T-3:19 A-23905
HR LSU - Morris (1)

1996 NCAA South II Regional

May 23, 1996 at Baton Rouge, La.

Austin Peay...000 100 002 - 3 8 3
LSU401 000 22x - 9 8 1

WP-Yarnall (9-1) LP-C-Smith (10-6)
T-2:53 A-6231

May 24, 1996 at Baton Rouge, La.

LSU000 131 200 - 7 12 2
Nevada-Las Vegas...051 000 000 - 6 10 1

WP-Painich (3-0) Save-Demouy (2) LP-Bauder (8-4) T-3:22 A-5070
HR LSU - Furniss (26)

May 25, 1996 at Baton Rouge, La.

LSU114 520 400 - 17 18 1
New Orleans...000 000 202 - 4 9 3

WP-Shipp (5-4) LP-Kottmeyer (3-2)
T-2:56 A-5572
HR LSU - Koerner (11), Dunn 2 (20), Cooley (13), Moore (5)
HR UNO - DiSalvo (7)

May 26, 1996 at Baton Rouge, La.

Georgia Tech...000 016 0 5 1 - 13 16 1
LSU702 100 (18) 1 x - 29 23 1

WP-Laxton (7-2) LP-Elder (9-5)
T-3:40 A-6539
HR LSU - Dunn (21), Moore (6), Lanier (4)

1995 NCAA South Regional

May 25, 1995 at Baton Rouge, La.

Central Michigan...300 000 000 - 3 7 1
LSU013 000 10x - 5 8 1

WP-Schultz (11-4) LP-Gardner (4-3)
T-2:35 A-6178

May 26, 1995 at Baton Rouge, La.

LSU220 000 030 - 7 9 2
Rice010 206 33x - 15 13 1

May 27, 1995 at Baton Rouge, La.

WP-Shaddix (2-0) LP-Laxton (4-4)
T-3:49 A-6292
HR RU - Landry (11), Venghaus (3), Berkman (6), Quinn (17)

May 27, 1995 at Baton Rouge, La.

LSU050 400 010 - 10 14 1
Central Michigan...001 000 103 - 5 12 3

May 27, 1995 at Baton Rouge, La.

WP-Yarnall (5-0) LP-Van Damme (4-5)
T-2:40 A-4483
HR LSU - Koerner (6), Dunn (14)

May 27, 1995 at Baton Rouge, La.

Rice202 601 500 - 16 19 2
LSU002 023 200 - 9 12 5

WP-Quinn (6-3) Save-Taylor (1)
LP-Berthelot (2-1) T-3:29 A-5129
HR LSU - Dunn (15)
HR RU - Landry 2 (14), Quinn (18)

1994 College World Series

June 3, 1994 at Omaha, Neb.

Florida State...000 006 000 - 6 8 2
LSU000 200 100 - 3 7 1

WP-Wilson (13-5) LP-Schultz (12-2)
T-2:22 A-17097
HR LSU - Walker (18)

June 5, 1994 at Omaha, Neb.

LSU0 01 400 001 - 6 11 3
Cal State Fullerton...(11) 21 500 10x - 20 15 1

WP-Ricabal (11-1) LP-Laxton (4-5)

T-3:13 A-20682
HR CSF - Ferguson (12), Giambi (1)

1994 NCAA South Regional

May 26, 1994 at Baton Rouge, La.

SE Louisiana...100 001 103 - 6 12 3
LSU001 010 17x - 10 11 2

WP-Schultz (12-1) LP-Laiche (11-3)

T-2:35 A-6707
HR LSU - Huffman (3), Lanier (8), Walker (13)
HR SLU - Ferrand (5), Langlois (6), Millican (16)

May 27, 1994 at Baton Rouge, La.

LSU101 103 000 - 6 9 1
Fresno State...002 000 000 - 2 5 2

WP-Tyson (9-3) LP-Fernandez (11-5)

T-2:04 A-5846
HR LS - Huffman (3), Lanier (8), Walker (13)
HR SLU - Ferrand (5), Langlois (6), Millican (16)

May 28, 1994 at Baton Rouge, La.

LSU000 210 030 - 6 8 0
S. California...000 000 020 - 2 6 3

WP-Laxton (4-4) LP-Nieto (5-9)

T-2:56 A-6275
HR LS - Cooley (9), Wilson (8)
HR USC - Hastings (6), Jenkins (13)

May 29, 1994 at Baton Rouge, La.

S. California...101 402 020 - 10 14 3
LSU304 100 40x - 12 17 2

WP-Antonini (5-2) Save-Schultz (1)

LP-Casillas (0-1) T-3:48 A-6856
HR LS - Cooley 2 (11), Huffman (4), Walker 2 (17)
HR USC - Boone (6), Jenkins (15), Jones 3 (6)

1993 College World Series

June 4, 1993 at Omaha, Neb.

LSU000 000 322 - 7 8 1
Long Beach State...000 001 000 - 1 3 1

WP-Sirotko (11-5) LP-Choi (16-2)

T-2:40 A-16963
HR LS - Greely 2 (5), Johnson (8)

June 6, 1993 at Omaha, Neb.

Texas A&M...000 251 000 - 8 13 5
LSU000 240 16x - 13 10 2

WP-Schultz (7-3) LP-Clemons (6-2)

T-3:43 A-18316
HR LS - Walker (20)

June 9, 1993 at Omaha, Neb.

LSU020 006 000 - 8 10 1
Long Beach State...110 030 14x - 10 14 2

WP-Gonzalez (4-2) LP-Sirotko (11-6)

T-3:28 A-13727
HR LBS - Liefer (12), Davis (5), Curtis (12)

INTRO

THIS IS LSU

PREVIEW

TIGERS

COACHES

REVIEW

HISTORY

RECORDS

LSU



INTRO

THIS IS LSU

PREVIEW

TIGERS

COACHES

REVIEW

HISTORY

RECORDS

LSU



Skip Bertman led LSU to five NCAA titles in 10 seasons (1991-2000).

June 11, 1993 at Omaha, Neb.

Long Beach State.....201 000 002 - 5 9 1
LSU010 001 103 - 6 14 5

WP-Sirotko (12-6) LP-Gonzalez (4-3)

T-3:12 A-12388

HR LS - Walker (21)

HR LBS - Davis (6)

June 12, 1993 at Omaha, Neb.

Wichita State...000 000 000 - 0 3 0
LSU232 000 01x - 8 10 2

WP-Laxton (12-1) LP-Wyckoff (5-3)

T-2:52 A-20268

HR LS - Walker (22)

1993 NCAA South Regional

May 27, 1993 at Baton Rouge, La.

Western Carolina...000 200 000 - 2 7 2
LSU202 000 21x - 7 8 0

WP-Siroka (9-5) LP-Grundy (4-7)

T-2:30 A-6021

HR LS - Rios (9)

HR WCU - Doherty (5)

May 28, 1993 at Baton Rouge, La.

Kent State ..050 100 090 - 15 19 2
LSU401 213 010 - 12 15 2

WP-Nartker (9-0) LP-Rutledge (4-2)

T-3:17 A-4672

HR LS - Walker (17), Greely 2 (3)

HR KS - Middleton (2), Fails (2)

May 29, 1993 at Baton Rouge, La.

LSU411 202 300 - 13 14 4
Baylor000 200 022 - 6 6 3

WP-Laxton (11-1) LP-Rathbun (7-5)

T-3:29 A-4923

HR LS - Berrios (15), Walker (18)



Russ Johnson helped lead LSU to the 1993 CWS title.

May 29, 1993 at Baton Rouge, La.

LSU032 300 210 - 11 9 0
S. Alabama...000 300 100 - 4 12 3

WP-Chamberlain (6-3) LP-Jaye (1-2)

T-3:13 A-6115

HR LS - Berrios 2(17), Neal 2(5)

May 30, 1993 at Baton Rouge, La.

S. Alabama...200 110 000 - 4 9 1
LSU300 000 42x - 9 10 5

WP-Sirotko (10-5) LP-Ybarra (8-5)

T-2:15 A-6223

HR LS - Walker (19)

1992 NCAA South I Regional

May 21, 1992 at Baton Rouge, La.

Providence...000 001 000 - 1 3 2
LSU410 120 00x - 8 13 2

WP-Peever (14-0) LP-Mangiafico (5-3)

T-2:40 A-5814

HR LS - Sheets (7), Walker (12), Mooock (7)

May 22, 1992 at Baton Rouge, La.

LSU000 000 000 - 0 5 2
Ohio State ..02 200 00x - 5 6 1

WP-Klingenberg (7-7) LP-Schultz (8-3)

T-2:15 A-4703

HR OS - Khoury (3)

May 23, 1992 at Baton Rouge, La.

Tulane110 000 001 - 3 9 3
LSU401 000 02x - 7 4 1

WP-Rantz (7-2) Save-Hunt (1) LP-Ibieta (3-4)

T-2:46 A-5128

HR LS - Mooock (8)



Chris Mooock and the Tigers captured LSU's first College World Series title in 1991.

May 23, 1992 at Baton Rouge, La.

LSU000 000 000 - 0 4 6
Cal State Fullerton...012 104 03x - 11 11 1

WP-Parisi (4-1) Save-Chavez (3) LP-Chamberlain

(8-2) T-2:36 A-5972

1991 College World Series

May 31, 1991 at Omaha, Neb.

Florida000 100 000 - 1 8 1
LSU100 210 40x - 8 11 0

WP-Ogea (13-5) LP-Burke (8-5)

T-2:59 A-12403

HR LS - Mouton 2 (12), Garrity (2)

June 2, 1991 at Omaha, Neb.

LSU030 413 004 - 15 15 1
Fresno State...020 000 001 - 4 7 5

WP-Sirotko (11-0) LP-Saitz (8-6)

T-2:55 A-16329

HR LS - Hymel 2 (23)

HR FS - Falco (11)

June 5, 1991 at Omaha, Neb.

LSU300 553 003 - 19 14 0
Florida200 020 310 - 8 13 3

WP-Byrd (8-3) LP-Corbitt (2-1)

T-3:35 A-13613

HR LS - Hymel 2(25), Mouton (13)

HR UF - Linares 2(14)

June 8, 1991 at Omaha, Neb.

LSU220 200 000 - 6 8 0
Wichita State...100 100 010 - 3 5 1

WP-Ogea (14-5) Save-Greene (14)

LP-Green (11-2) T-2:54 A-16612

HR LS - Rios (4)

HR WS - Tilma (6)



The 1987 Tigers became the first SEC team to make back-to-back CWS trips.

1991 NCAA South Regional

May 24, 1991 at Baton Rouge, La.

Northwestern State...000 001 001 - 2 7 6

LSU150 032 02x - 13 17 0

WP-Ogea (11-5) LP-Benson (6-3)

T-2:55 A-5388

HR LS - Hymel (20)

HR NSU - Hartsburg (3)

May 26, 1991 at Baton Rouge, La.

LSU001 201 000 - 4 6 1

Oklahoma ..000 200 001 - 3 6 2

WP-Byrd (7-3) Save-Greene (12) LP-Ruebel (7-6)

T-2:30 A-5438

HR OU - Neff (24)

May 27, 1991 at Baton Rouge, La.

Texas A&M...000 000 010 - 1 8 2

LSU011 004 10x - 7 9 1

WP-Sirotko (10-0) LP-Wunsch (4-6)

T-2:48 A-5493

HR LS - Cordani (11), Hymel (21)

May 28, 1991 at Baton Rouge, La.

LSU100 410 200 - 8 13 1

SE Louisiana...200 011 001 - 5 11 0

WP-Ogea (12-5) Save-Greene (13)

LP-Walter (4-8) T-3:11 A-5307

HR USL - Ramos (8), Grossie (6)



Catcher Mike Bianco launched a home run in LSU's 1989 CWS win over Miami.

1990 College World Series

June 2, 1990 at Omaha, Neb.

The Citadel...101 000 000 - 2 12 1

LSU023 120 00x - 8 14 1

WP-Byrd (17-5) LP-Britt (10-2)

T-2:26 A-7000

HR LS - Clark (11)

HR CIT - Jenkins (16)

June 4, 1990 at Omaha, Neb.

LSU000 100 000 - 1 2 2

Oklahoma State...02 000 30x - 7 9 0

WP-Gore (5-2) LP-Ogea (14-2)

T-3:08 A-15802

HR LS - Mouton (10)

HR OS - Daniel (22)

June 5, 1990 at Omaha, Neb.

LSU000 030 030 - 6 10 1

The Citadel...000 000 10x - 1 8 3

WP-O'Donoghue (12-3) LP-Baker (8-3)

T-2:28 A-14614

HR LS - Clark (12)

June 2, 1990 at Omaha, Neb.

Oklahoma State...020 006 303 - 14 19 1

LSU210 000 000 - 3 5 3

WP-Tipton (10-1) LP-Byrd (17-6)

T-3:18 A-16094

HR OS - Daniel (23)

1990 NCAA South I Regional

May 24, 1990 at Baton Rouge, La.

Southwestern La...000 000 000 - 0 3 0

LSU030 202 01x - 8 11 1

WP-Ogea (13-1) LP-McDonald (8-2)

T-2:50 A-5642

HR LS - Clark (9)



INTRO

THIS IS LSU

PREVIEW

TIGERS

COACHES

REVIEW

HISTORY

RECORDS

LSU



Skip Bertman (center) and his 1984 coaching staff laid the groundwork for the Tigers' postseason success.

May 25, 1990 at Baton Rouge, La.

LSU030 213 101 - 11 13 2
Georgia Tech.....001 110 011 - 5 13 1

WP-Byrd (16-5) LP-Creek (11-4)

T-3:43 A-3660

HR GT - Bragg (10)

May 26, 1990 at Baton Rouge, La.

S. California...004 000 001 - 5 11 1
LSU010 210 000 - 4 9 2

WP-Nickell (7-3) LP-O'Donoghue (11-3)

T-2:57 A-4724

HR USC - Boone (10)

May 26, 1990 at Baton Rouge, La.

LSU031 001 010 - 6 8 3
Houston.....100 003 000 - 4 9 3

WP-LaRosa (6-2) Save-Greene (7)

LP-Eshelman (5-4) T-3:15 A-3512

HR LS - Clark (10), Mouton (8)

May 27, 1990 at Baton Rouge, La.

LSU001 000 400 - 5 8 1
S. California...000 010 201 - 4 10 3

WP-Ogea (14-1) Save-Sirotko (1)

LP-Powers (11-3) T-2:57 A-4639

HR LS - Grisham (11)

HR USC - Boone (11), Cirillo (6)

May 28, 1990 at Baton Rouge, La.

S. California...300 000 300 - 6 11 0
LSU010 031 20x - 7 10 0

WP-LaRosa (7-2) LP-Nickell (7-4)

T-2:57 A-5809

HR LS - Cordani (9), Mouton (9)

HR USC - Boone (12)

1989 College World Series

June 3, 1989 at Omaha, Neb.

LSU000 020 000 - 2 5 1
Miami (Fla.)...202 000 10x - 5 9 1

WP-Grahe (15-4) LP-McDonald (14-3)

T-2:29 A-17407

HR UM - Vespe (7), Santangelo (22)

June 5, 1989 at Omaha, Neb.

LSU026 000 000 - 8 7 0
Long Beach State...000 202 010 - 5 11 2

WP-Leskanic (15-2) Save-Byrd (1)

LP-Abbott (15-3)

T-3:27 A-10000

HR LB - Berthel (2)

June 6, 1989 at Omaha, Neb.

Miami (Fla.)...000 021 000 - 3 6 1
LSU010 013 10x - 6 9 1

WP-Springer (9-3) Save-McDonald (4)

LP-Vespe (4-3)

T-3:02 A-14000

HR LS - Bianco (8)

HR UM - Noriega (5)

June 8, 1989 at Omaha, Neb.

Texas421 400 001 - 12 13 2
LSU003 010 300 - 7 9 4

WP-Dressendorfer (18-2) LP-McDonald (14-4)

T-3:41 A-16072

HR UT - Bethea (5)

1989 NCAA Central Regional

May 25, 1989 at College Station, Texas

Nevada-Las Vegas...411 000 400 - 10 12 0
LSU000 360 21x - 12 15 3

WP-Leskanic (12-2) Save-LaRosa (5)

LP-Sawaia (6-3) T-3:26 A-1567

HR LS - Cala (14), Grisham (18), Schneidwind (2)

HR UNLV - Der Manouel (2)

May 26, 1989 at College Station, Texas

LSU011 002 000 - 4 9 6
South Alabama...001 001 40x - 6 10 0

WP-Bray (14-3) Save-Perez (2) LP-LaRosa (4-5)

T-3:12 A-1873

HR LS - Schneidwind (3)

May 27, 1989 at College Station, Texas

LSU104 512 000 - 13 18 1
Nevada-Las Vegas...000 101 015 - 8 12 3

WP-Ogea (2-0) LP-Gledhill (4-3)

T-2:43 A-932

HR UNLV - Lofthus 3(26), Flowers (2)

May 27, 1989 at College Station, Texas

South Alabama...310 001 000 - 5 7 0
LSU030 002 01x - 6 7 3

WP-Leskanic (13-2) LP-Zimmerman (12-5) T-2:53

HR LS - Johnson (2)

HR USA - Gainer (8)



Gregg Patterson earned four wins in the 1987 NCAA Tournament.



The 1986 Tigers earned LSU's first College World Series berth.



Jeff Yurtin homered in LSU's 1986 South I Regional win over Tulane.

May 28, 1989 at College Station, Texas

Texas A&M...012 002 000 - 5 10 1
LSU020 312 41x - 13 15 1

WP-McDonald (14-2) LP-Langston (12-1)

T-3:24 A-5822

HR LS - Gruver (5), Bianco (7)

HR A&M - Byington (15)

May 28, 1989 at College Station, Texas

LSU010 020 010 01 - 5 15 3
Texas A&M...301 000 000 00 - 4 5 1

WP-Leskanic (14-2) Save-McDonald (3)

LP-Centala (5-1) T-4:25 A-4177

HR LS - Grisham (19)

1987 College World Series

May 29, 1987 at Omaha, Neb.

LSU000 010 000 5 - 6 7 1
Florida State...000 000 001 1 - 2 8 2

WP-Patterson (10-2) Save-Manuel (9)

LP-R. Lewis

HR FS - Blackwell

June 1, 1987 at Omaha, Neb.

Oklahoma State...002 401 100 - 8 14 1
LSU114 100 000 - 7 11 3

WP-Rockman (12-0) LP-McDonald (2-2)

T-3:15 A-10661

HR OS - Barragan (21)

June 3, 1987 at Omaha, Neb.

Arkansas000 020 000 3 - 2 4 0
LSU000 000 41x - 5 10 0

WP-Patterson (11-2) LP-Cebuhar (11-2)

T-2:58 A-11000

HR LS - Voigt (16)

June 5, 1987 at Omaha, Neb.

LSU001 100 000 3 - 5 7 1
Stanford020 000 000 4 - 6 9 3

WP-Chitren (8-3) LP-McDonald (2-3)

T-3:13 A-13000

HR SU - P. Carey (12)

1987 NCAA South II Regional

May 21, 1987 at New Orleans, La.

LSU001 111 100 - 5 7 1
Tulane002 010 000 - 3 10 3

WP-Patterson (8-2) LP-Amarena (10-2)

T-2:21 A-4268

HR LS - Faulkner (12), Bush (3)

HR TU - Smith (9)

May 22, 1987 at New Orleans, La.

LSU024 101 024 - 14 19 0
New Orleans...000 000 001 - 1 3 2

WP-Kite (7-3) LP-Muller (8-4)

T-3:03 A-4448

HR LS - Bush (4), Belle (8)

HR NO - Schmitt (18)

May 23, 1987 at New Orleans, La.

New Orleans....000 000 000 - 0 5 1
LSU002 010 00x - 3 3 0

WP-Loewer (9-5) Save-Manuel (8)

LP-Lynch (6-5) T-2:41 A-3831

May 24, 1987 at New Orleans, La.

LSU000 030 130 - 7 9 3
Cal State Fullerton...200 001 000 - 3 5 4

WP-Patterson (9-2) LP-L. Garcia (10-5)

T-2:20 A-2859

HR CSF - Mannion (10)

1986 College World Series

May 30, 1986 at Omaha, Neb.

LSU000 000 120 - 3 8 2
Loyola Marymount...030 000 01x - 4 6 0

WP-Goettsch (9-4) LP-Manuel (10-3)

T-3:01 A-10000

June 1, 1986 at Omaha, Neb.

LSU203 101 100 - 8 8 1
Maine000 112 000 - 4 11 2

WP-Loewer (14-4) Save-Patterson (1)

LP-Plympton (8-3) T-2:36 A-9000

HR LS - Yurtin (10)

HR UM - Reynolds (18)



INTRO

THIS IS LSU

PREVIEW

TIGERS


COACHES

REVIEW

HISTORY

RECORDS

LSU



LSU has a 112-44 (.718)
NCAA Tournament record.

NCAA Tournament Record

YEAR	W	L	PCT.
2008	6	3	.667
2005	2	2	.500
2004	5	2	.714
2003	5	3	.625
2002	4	3	.571
2001	4	3	.571
2000	9	0	1.000
1999	4	3	.571
1998	6	2	.750
1997	9	1	.900
1996	8	0	1.000
1995	2	2	.500
1994	4	2	.667
1993	8	2	.800
1992	2	2	.500
1991	8	0	1.000
1990	7	3	.700
1989	7	3	.700
1987	6	2	.750
1986	5	2	.714
1985	0	2	.000
1975	1	2	.333
Total	112	44	.718

(30-19 in CWS; 9-8 in Super Regionals;
73-17 in Regionals)

College World Series Record

YEAR	W	L	FINISH
1986	1	2	5th
1987	2	2	4th
1989	2	2	3rd
1990	2	2	3rd
1991	4	0	1st
1993	4	1	1st
1994	0	2	7th
1996	4	0	1st
1997	4	0	1st
1998	2	2	3rd
2000	4	0	1st
2003	0	2	7th
2004	0	2	7th
2008	1	2	5th
TOTAL	30	19	.612



Coach Jim Smith guided LSU to its first NCAA Regional appearance in 1975.

June 5, 1986 at Omaha, Neb.

Miami (Fla.)...300 010 000 - 4 8 0
LSU100 000 011 - 3 6 2

WP-O'Brien (5-2) Save-Raether (16)
LP-Guthrie (9-2) T-2:35 A-12832
HR LS - J. Belle 2 (21), Voigt (9)
HR UM - Magno (7)

1986 NCAA South I Regional

May 22, 1986 at Baton Rouge, La.

LSU001 704 011 - 14 15 2
Jackson State...015 005 000 - 11 10 5

WP-Kite (7-3) Save-Manuel (7) LP-Sanders (11-2) T-3:26 A-3957
HR LS - J. Belle (17)
HR JS - Sanders 2 (17), Daniels (8)

May 23, 1986 at Baton Rouge, La.

Oklahoma ..102 000 200 - 5 8 4
LSU200 320 11x - 8 8 0

WP-Loewer (13-4) LP-Hamilton (11-2) T-2:27 A-4016
HR LS - Hartwig (2)
HR OU - Burdick (10), Lavender (5)

May 24, 1986 at Baton Rouge, La.

Louisiana Tech...000 030 001 - 4 6 3
LSU150 010 00x - 7 8 3

WP-Kite (8-3) Save-Manuel (8) LP-Faircloth (7-6) T-2:36 A-3048
HR LS - Bowie (15)

May 26, 1986 at Baton Rouge, La.

LSU100 300 021 - 7 9 2
Tulane201 300 000 - 6 10 3

WP-Manuel (10-2) Save-Loewer (4) LP-Little (8-4) T-2:53 A-5189
HR LS - J. Belle 2 (19), Bowie (16), Yurtin (9)
HR TU - Rapp (5)

1985 NCAA Central Regional

May 23, 1985 at Austin, Texas

Houston.....300 102 014 - 11 16 1
LSU003 000 001 - 4 8 4

WP-Walker (12-7) LP-Guthrie (6-8) T-3:18

May 24, 1985 at Austin, Texas

LSU000 210 000 - 3 10 4
Lamar000 000 112 - 4 10 0

WP-Terrill LP-Parker

1975 NCAA South Regional

May 23, 1975 at Starkville, Miss.

Murray State...000 001 010 - 2 7 2
LSU014 000 11x - 7 7 3

WP-Moock (10-0) LP-Oliver (9-2) T-2:17 A-1600

May 24, 1975 at Starkville, Miss.

LSU000 200 000 - 2 4 3
Florida State...000 010 21x - 4 7 1

WP-Jones (15-0) Save-Rothschild
LP-Hollingsworth (6-3) T-2:19

May 24, 1975 at Starkville, Miss.

Miami (Fla.)...110 015 000 - 8 7 0
LSU000 000 100 - 1 5 6

WP-Lynch (9-3) LP-Whealy (8-3) T-2:23 A-1100

Great Moments in LSU Baseball Regional/Super Regional History

June 8-9, 2008

Facing elimination in Game 2 of the Super Regional versus UC Irvine, the Tigers erupt for seven runs in their final two at-bats to rally for a 9-7 victory. Sean Ochinko's base hit provides the go-ahead run in a five-run ninth inning, and Louis Coleman fires three scoreless innings to secure the win. In Game 3 the next day -- before an Alex Box Stadium record crowd of 8,173 -- the Tigers explode for six runs in the first inning and cruise to a 21-7 triumph. LSU collects 24 hits, including seven home runs, to advance to the College World Series for the 14th time in school history.

June 13, 2004

Lane Mestepey fires a masterful five-hit shutout in Game 2 of a Super Regional series against Texas A&M. Will Harris' ninth-inning homer clinches LSU's 4-0 triumph and sends the Tigers to the College World Series for the second straight season.

June 7-8, 2003

LSU blasts Baylor 20-5, using an 11-run sixth inning highlighted by Clay Harris' grand slam to reach its 12th College World Series. The Tigers faced elimination a day earlier after Baylor captured the first contest in the best-of-three set. Harris and Ivan Naccarata belted back-to-back homers to lead off the eighth inning to lift LSU over Baylor, 6-5, to set up the rubber match.

June 1, 2003

Jon Zeringue's one-out, walk-off home run in the bottom of the 11th sends LSU to the super regional round as the Tigers defeat a pesky UNC-Wilmington club, 9-8. Despite defeat, UNC-W becomes the first opposing team to make a congratulatory lap around the field following the game.

June 2, 2002

LSU comes through the loser's bracket to defeat UL-Lafayette twice by identical 12-2 scores to win its seventh consecutive regional championship. The Tigers are the only regional winner of 2002 to come through the loser's bracket to win twice on the final day.

May 30-31, 1999

Facing a seven-run deficit and in danger of being eliminated, LSU rallies to take a 12-10 lead it would not relinquish against East Carolina to force a second championship game. Kurt Ainsworth gets an extra day of rest thanks to rain, which forces the second contest to be moved to Monday. Ainsworth blanks the Pirates, 9-0, hurling the Tigers to a super regional matchup with SEC foe Alabama.

May 28, 1999

LSU tags UL-Monroe starter and current Milwaukee Brewer star Ben Sheets, opening the Baton Rouge Regional with a convincing 11-4 victory over the Indians.

May 23, 1998

LSU falls behind Cal State Fullerton, 7-0 through two innings, but Cedrick Harris' two-run double in the eighth caps a four-run inning to complete a comeback as the Tigers earn a 13-11 victory. LSU routs the Titans 14-3 the next day to reach Omaha.

May 25, 1997

A classic five-hour marathon comes to an end as LSU outlasts Long Beach State by scoring seven runs in the 11th inning for a 14-7 victory. One day later, the Tigers avenge their second round loss to South Alabama by sweeping the Jaguars, 14-4 and 15-4, before defending its national championship in Omaha.



LSU celebrates its 2008 Super Regional win over UC Irvine.

May 26, 1996

In one of the largest hit outputs in school history, LSU uses 18 runs on 13 hits in the seventh inning of the South II Regional championship game to rout Georgia Tech, 29-13. The Tigers wear new gold jerseys during the regional and throughout the 1996 College World Series.

May 29, 1994

LSU holds on to a 12-10 win over Southern Cal in the South Regional final. Former Trojan and current Minnesota Twins star Jacque Jones smashes three homers in defeat.

May 28, 1990

Rich Cordani's dramatic two-run blast in the seventh inning lifts LSU to a thrilling 7-6 South Regional championship game win over Southern California.

May 28, 1989

LSU completes perhaps its most improbable journey in the program's history to reach its third College World Series. The Tigers win five of six games at the 1989 Central Regional in College Station, Texas. LSU shocks top-ranked Texas A&M with two wins on the tournament's final day -- including a 5-4, 11-inning victory in the championship game. Ben McDonald earns the win in seven innings of work in the first game and then comes back to earn a save in the clincher. All four LSU pitchers in the final game -- Russ Springer, Paul Byrd, Curtis Leskanic and Ben McDonald -- reach the Major Leagues. Texas A&M had amassed 58 wins to just five losses and was led by Chuck Knobloch. The 58 wins still stands as an Aggie record.

May 25, 1986

Albert Belle smashes two, two-run homers in the South I Regional championship game, leading the Tigers to their first College World Series with a 7-6 win over Tulane at Alex Box Stadium. Belle was named tournament MVP for his efforts.

INTRO

THIS IS LSU

PREVIEW

TIGERS

COACHES

REVIEW

HISTORY

RECORDS

LSU



INTRO

THIS IS LSU

PREVIEW

TIGERS

COACHES

REVIEW

HISTORY

RECORDS

LSU



LSU defeated Ole Miss to win the 2008 SEC Tournament title.

2008**TOURNAMENT AT HOOVER, ALA.**

5	South Carolina (10 innings)	4
8	Vanderbilt	2
12	Alabama	8
8	Ole Miss	2

Won 4, Lost 0 - Finished 1st

2006**TOURNAMENT AT HOOVER, ALA.**

4	Alabama	3
1	Ole Miss	12
3	Alabama	8

Won 1, Lost 2 - Finished 5th

2005**TOURNAMENT AT HOOVER, ALA.**

2	Miss. State	9
1	Tennessee	5

Won 0, Lost 2 - Finished 7th

2004**TOURNAMENT AT HOOVER, ALA.**

4	Florida (10 innings)	5
0	Georgia	1

Won 0, Lost 2 - Finished 7th

2003**TOURNAMENT AT HOOVER, ALA.**

5	Arkansas	4
7	Miss. State	2
17	Miss. State	5
3	Alabama	10

Won 3, Lost 1 - Finished 2nd

2002**TOURNAMENT AT HOOVER, ALA.**

2	Auburn	1
8	South Carolina	3
8	South Carolina	10
4	South Carolina	5

Won 2, Lost 2 - Finished 3rd

2001**TOURNAMENT AT HOOVER, ALA.**

10	Florida	0
13	Ole Miss	2
12	Ole Miss	6
1	Miss. State	4

Won 3, Lost 1 - Finished 2nd

2000**TOURNAMENT AT HOOVER, ALA.**

11	Georgia	3
18	Alabama	12
6	Alabama	5
9	Florida	6

Won 4, Lost 0 - Finished 1st

1999**TOURNAMENT AT HOOVER, ALA.**

2	Auburn	6
10	Kentucky	0
8	Arkansas	9

Won 1, Lost 2 - Finished 5th

1998**TOURNAMENT AT HOOVER, ALA.**

4	Arkansas	8
6	South Carolina	0
5	Mississippi State	7

Won 1, Lost 2 - Finished 5th

1997**TOURNAMENT AT COLUMBUS, GA.**

5	Auburn	2
12	Tennessee	5
12	Alabama	7
2	Alabama	12

Won 3, Lost 1 - Finished 2nd

1996**TOURNAMENT AT HOOVER, ALA.**

3	Tennessee	1
2	Florida	6
11	Kentucky	12

Won 1, Lost 2 - Finished 5th

1995**WESTERN DIVISION TOURNAMENT AT STARKVILLE, MISS.**

8	Alabama	9
14	Miss. State	6
7	Auburn	5
7	Arkansas	6
8	Alabama	9

Won 3, Lost 2 - Finished 2nd

1994**WESTERN DIVISION TOURNAMENT AT OXFORD, MISS.**

3	Alabama	2
6	Arkansas	4
3	Auburn	2
5	Auburn	4

Won 4, Lost 0 - Finished 1st

1993**WESTERN DIVISION TOURNAMENT AT BATON ROUGE, LA.**

6	Ole Miss	1
3	Miss. State	5
13	Arkansas	7
16	Auburn	5
7	Miss. State	3

Won 4, Lost 1 - Finished 1st

1992**TOURNAMENT AT NEW ORLEANS, LA.**

7	Vanderbilt	2
8	Arkansas	1
1	Florida	3
5	Georgia	3
6	South Carolina	3
12	Florida	1

Won 5, Lost 1 - Finished 1st

1991**TOURNAMENT AT BATON ROUGE, LA.**

8	Kentucky	7
8	Miss. State	2
1	Florida	7
9	Miss. State	4
4	Florida	8

Won 3, Lost 2 - Finished 2nd

1990

TOURNAMENT AT HOOVER, ALA.

6	Florida	4
17	Miss. State	8
13	Vanderbilt	5
1	Miss. State	3

Won 3, Lost 1 - Finished 1st (tie)

(championship game canceled due to rain; LSU and Mississippi State declared tournament co-champions)

1989

TOURNAMENT AT GAINESVILLE, FLA.

6	Georgia	3
6	Florida	8
5	Auburn	8

Won 1, Lost 2 - Finished 4th

1988

TOURNAMENT AT STARKVILLE, MISS.

7	Kentucky	9
7	Georgia	3
2	Florida	7

Won 1, Lost 2 - Finished 5th

1987

TOURNAMENT AT ATHENS, GA.

8	Auburn	9
4	Georgia	2
4	Kentucky	1
4	Auburn	2
3	Miss. State	13

Won 3, Lost 2 - Finished 2nd

1986

TOURNAMENT AT BATON ROUGE, LA.

10	Georgia	6
10	Alabama	7
8	Georgia	4

Won 3, Lost 0 - Finished 1st

1985

TOURNAMENT AT BATON ROUGE, LA.

6	Georgia	8
2	Florida	5

Won 0, Lost 2 - Finished 4th

1979

TOURNAMENT AT STARKVILLE, MISS.

5	Florida	2
5	Miss. State	12
1	Florida	5

1975

6	Georgia (H)	5
8	Georgia (A)	3

LSU won series 2-0 to claim SEC title

1968

4	Alabama (H)	6
---	-------------	---

Alabama won single-game playoff to claim West Division title

1967

2	Ole Miss (A)	6
---	--------------	---

Ole Miss won single-game playoff to claim West Division title

1961

4	Auburn (A)	3
6	Auburn (H)	5

LSU won series 2-0 to claim SEC title

SEC Postseason Record

YEAR	W	L	PCT.
2008	4	0	1.000
2006	1	2	.333
2005	0	2	.000
2004	0	2	.000
2003	3	1	.750
2002	2	2	.500
2001	3	1	.750
2000	4	0	1.000
1999	1	2	.333
1998	1	2	.333
1997	3	1	.750
1996	1	2	.333
1995	3	2	.667
1994	4	0	1.000
1993	4	1	.800
1992	5	1	.833
1991	3	2	.600
1990	3	1	.750
1989	1	2	.333
1988	1	2	.333
1987	3	2	.600
1986	3	0	1.000
1985	0	2	.000
1979	1	2	.333
1975	2	0	1.000
1968	0	1	.000
1967	0	1	1.000
1961	2	0	1.000
Total	58	36	.617
(Tournament only)	54	34	.614



All-American Wes Grisham helped the 1990 Tigers collect an SEC-record 807 hits.



Trey McClure served as team captain of LSU's 1997 SEC Championship squad.

- INTRO
- THIS IS LSU
- PREVIEW
- TIGERS
- COACHES
- REVIEW
- HISTORY
- RECORDS
- LSU



Outstanding Pitching Performances

PERFECT GAMES (SINCE 1965)

	DATE	IP	H	BB	SO
Bruce Baudier					
2-0 vs. Alabama	May 5, 1967	7	0	0	8

OTHER NO-HIT GAMES (SINCE 1965)

	DATE	IP	H	BB	SO
Randy Wiles					
3-0 vs. Rice	March 3, 1972	7	0	1	11
Van Quigley					
1-0 at Tulane	May 5, 1966	7	0	4	4
Bobby Landry					
1-0 vs. Southern Miss	March 14, 1979	7	0	3	7

ONE-HIT GAMES (SINCE 1965)

	DATE	IP	H	BB	SO
Paul Stefan					
4-0 at Alabama	April 12, 1976	7	1	0	5
Randy Wiles					
6-0 vs. Miss. State	April 13, 1973	7	1	3	6
Dick Hicks					
4-0 vs. Nicholls State	April 11, 1968	7	1	2	12
Mike Alvarez					
7-0 vs. Canisius	March 13, 1980	7	1	0	9
Clay Parker					
5-1 vs. Navy	March 10, 1982	7	1	4	2

Bruce Baudier's Perfect Game

May 5, 1967 — Baton Rouge, La.
Second Game of Doubleheader

Alabama	AB	R	H	RBI	BB	SO	PO	A
Cargo, rf	3	0	0	0	0	1	1	0
Johnson, cf	3	0	0	0	0	1	0	0
Moss, 3b	2	0	0	0	0	0	0	2
Limbaugh, c	0	0	0	0	0	0	3	0
Holley, ph	1	0	0	0	0	1	0	0
McCorquodale, 1b	2	0	0	0	0	0	7	0
Traffenstedt, lf	2	0	0	0	0	1	0	0
Bailey, 2b	0	0	0	0	0	0	0	0
Fisher, 2b-ss	2	0	0	0	0	1	0	2
Ranelli, ss	1	0	0	0	0	1	0	2
Parker, lf	1	0	0	0	0	1	0	0
Harris, c	1	0	0	0	0	0	7	0
Brown, 3b	1	0	0	0	0	0	0	0
Glover, p	2	0	0	0	0	1	0	1
Totals	21	0	0	0	0	8	18	7

Louisiana State	AB	R	H	RBI	BB	SO	PO	A
Morris, ss	3	0	0	0	1	2	0	2
Felps, 3b	3	0	1	0	0	2	1	0
Ogin, lf	3	0	0	0	0	2	2	0
Giles, c	3	1	0	0	0	0	8	0
Achord, 2b	2	1	1	0	1	1	1	2
Domingue, 1b	3	0	2	1	0	0	6	0
Abernathy, cf	1	0	0	0	0	0	1	0
Cockerham, ph	1	0	1	1	0	0	0	0
Tatum, cf	0	0	0	0	0	0	1	0
Bergman, rf	3	0	1	0	0	2	1	0
Baudier, p	2	0	0	0	0	1	0	2
Totals	24	2	6	2	2	10	21	6

Alabama 000 000 0-001
Louisiana State 000 101 x-260

E-Moss. LOB-Alabama 0, LSU 8. 2B-Domingue. SB-Tatum. SH-Abernathy, Baudier.

Alabama	IP	H	R	ER	BB	SO
Glover (L, 5-7)	6	6	2	1	2	10
LSU						
Baudier (W, 6-4)	7	0	0	0	0	8

WP-Glover. PB-Harris. U-Wiggins, Knight. T-1:47. A-450.
(Baudier threw perfect game using 72 pitches.)

	DATE	IP	H	BB	SO
Guy Rutledge					
3-0 vs. Auburn	May 30, 1983	7	1	5	6
Ben McDonald					
10-0 vs. Florida	March 11, 1989	9	1	4	13
Mark LaRosa					
5-0 vs. Texas A&M	Feb. 23, 1991	7	1	4	6
Brett Laxton					
6-1 vs. South Carolina	March 27, 1993	7	1	4	10
Brian Winders					
2-1 at Ole Miss	April 15, 1995	9	1	2	9
Patrick Coogan					
7-1 vs. Ole Miss	April 18, 1997	9	1	0	15

TWO-HIT GAMES (SINCE 1970)

Tom Charpentier					
2-1 vs. Ole Miss	March 29, 1975				
4-0 vs. Ole Miss	April 26, 1974				
Randy Wiles					
0-1 vs. Ole Miss	March 22, 1973				
2-1 vs. Kansas State	March 16, 1972				
1-0 vs. Northeast Louisiana	March 26, 1970				
Wally McMakin					
5-1 vs. Memphis State	March 9, 1973				
Mike Lloyd					
1-0 vs. Auburn	March 25, 1978				
Jim Uremovich					
1-0 vs. Auburn	March 26, 1978				
Chuck Voorhies					
3-0 vs. Northwestern State	April 26, 1978				
Mike Alvarez					
4-0 vs. Southwestern Louisiana	Feb. 19, 1979				
1-0 at Ole Miss	March 11, 1979				
Mike Lloyd					
11-2 at Ole Miss	March 11, 1979				
Jerry Powell					
3-0 vs. Northeast Louisiana	March 26, 1979				
Ronnie Robbins					
4-3 at Southeastern Louisiana	April 20, 1983				
Cal Santarelli					
3-1 vs. Northeast Louisiana	April 27, 1983				
Gregg Patterson					
5-1 vs. Louisiana Tech	May 2, 1985				
Robbie Smith					
5-0 vs. Auburn	May 4, 1985				
Ben McDonald					
7-1 vs. UCLA	March 27, 1988				
Lloyd Peever					
7-0 at Tulane	March 11, 1992				
4-1 at South Carolina	March 21, 1992				
Brett Laxton					
4-1 at Tennessee	April 3, 1993				
Brian Tallet					
6-0 at Vanderbilt	March 17, 2000				



Bruce Baudier celebrates his 1967 perfect game.



Gene Achord


Following is a list of all-time LSU Tiger Baseball varsity letter winners. The LSU Sports Information Office will appreciate your assistance in correcting any errors. Current players are listed in bold.

A	
ABELL, P.T.	1905-06
ABERNATHY, S.	1965-66-67
ACHORD, Gene	1962-63-64
ACHORD, Jack,	1966-67
ADCOCK, Joe Bill	1947
ADKINS, Ken	1949
AINSWORTH, Kevin	1994-95
AINSWORTH, Kurt	1998-99
ALBRIGHT, J.G.	1907-08-09-10
ALBRITTON, Jason	1996-97-98
ALDRIDGE, Randall J.	1974-75
ALFORD, Jeremy	2001
ALLEN, Gary	1976-77-78
ALLMEN,.....	1905
ALMAGUER, Pete	1979-80
ALSTON, F.H.	1928-29
ALSUP, Ben	2008
ALVAREZ, Mike	1979-80
AMEDEE, Lynn	1961-62
ANASTASIO, Charles	1939-40-41
ANDREWS, David	1976-77-78
ANTONINI, Adrian	1991-92-93-94
ARDIZONE,.....	1932
ARDOIN, Shane	2007-08
ASSETT, A.,	1932
AYCOCK, Jerry	1950-52-53

B	
BABIN, L.W.	1919-20-23
BAGLEY, Wade	1994-95
BAILEY, John	1961
BAILEY, Sid	1943
BAIRD, A.W.	1916
BALDWIN, A.W.	1908
BALDWIN, Clyde	1947
BANKSTON,....	1911
BARBIER, Blair	1997-98-99-2000
BARBIN,.....	1897
BARFIELD, Billy,	1958-59-60



Albert Belle



Harry Berrios

BARHAM, G.E.	1926
BARTEET, Donald	1968
BARFIELD, T.	1954-55-56-57
BARKEMEYER, Brian	1980
BARKER, Sean	2001-02
BARTEL, Darrin	1986
BARTON, Jim	1950-51-52
BASS, Brad	2004-05
BAUDIER, Bruce	1966-67
BAUDIN,.....	1929
BAUER, Tim	1991-92
BAUER, W.D.	1909
BAUMAN, J.	1929-30-31
BAZDWIN, A.	1908
BEARD, J.	1983
BECKNELL, F.J.	1942
BECKEL, Morris	1937
BEERBOHM, Kyle	2007-08
BELLE, Albert	1985-86-87
BELLE, Terry	1986-87-88
BENITEZ,.....	1913
BENNETT,.....	1899
BENNETT, Bryon	1997-98
BENOIT, R.L.	1918-19
BENSAL, Julius	1948-49
BERARDI, Scott	1992-93-94-95
BERG, Andy	1987-88
BERGERON, L.A.	1914
BERGMAN, Russell	1967-69
BERNHARDT, Tom	1994-95-96-97
BERRIOS, Harry	1991-92-93
BERRY,.....	1903
BERRY, Kevin	1989
BERTHELOT, Eric	1994-95-97
BERTUCCINI, Paul	2007-08
BETHEA, Scott	1990
BETTS, Mike	1984
BIANCO, Mike	1988-89
BISLAND, R.B.	1923-24
BLACK, Douglas	1972-73
BLAIR, Buddy	1933-34-36
BLACK, Jack	1931
BLACKWELL, Tiger	1992
BLANCHARD, A.E.	1918-19
BLANCHARD, B.O.	1907-10
BLANCHARD, E.	1950-52-56-57
BOGANY, Jarred	2006
BOLIN, D.C.	1914



Pete Bush



Mark Cooper

BOLLMAN, Steve	1975-76-77-79
BONADONA, M.	1981-82-83-84
BONURA, Michael	2004-06
BONVILLIAN, H.E.	1913
BOONE, J.R.	1922-23-24
BOOTE,.....	1913
BORDELON, S.A.	1901-02-03
BORDEN, W.	1939
BOUDREAUX, A.T.	1977
BOUDREAUX, Brian	1977
BOUDREAUX, Scott	1986
BOURGEOIS, A.	1958-59-60
BOURGEOIS, Christian	1998-99
BOWDEN, G.	1954-55
BOWDEN, Ken	1951 (Manager)
BOWE, Brandon	1998-99
BOWIE, Jim	1986
BOWLES, Justin	1995-96
BOWMAN, S.S.	1930-31-32
BOX, Alex	1942
BOZEMAN, Kellen	2007
BRADFORD, Jared	2007-08
BRADSHAW, Daniel	2008
BRANT, Chris	1981-82
BRAUD, John	1963-64
BREAUX, E.	1937-38
BRIAN, Billy	1999-00-01-02
BRIGANTE, V.	1919-20-21-22
BRIGHT, Bill	1970
BROSCHOFKY, Steven	2006-07
BROTHERTON, Paul	1939-40
BROUSSARD, Burke	1985-86
BROUSSARD, Ed	1930
BROUSSARD, H.	1903
BROUSSARD, Marty	1940-42-44
BROUSSARD, Y.	1937
BROWN, J.E.	1931
BROWN, Jordan	2008
BROWN, L.P.	1929-31
BROWN, Lefty	1941
BROWN, R.	1933-34-35
BROWN, Thomas	1969
BROWNELL, C.R.	1909
BRUCE,.....	1905
BRUMFIELD, Victor	1999-00-01
BRYAN, A.	1937
BRYAN, Redfield	1957-58
BUMSTEAD, Nate	2003-04
BURCH, Dale	1970-71-72
BURLEIGH, C.	1938
BURLEY, C.	1939-40
BURNS, Craig	1969-70-71
BURT, Jim	1957
BUSH, Pete	1987-88-89
BUTEAU, Rhett	2002-03-04-05
BYRD, Paul	1989-90-91
BYRD, Ryan	2006-07-08

C	
CAHILL, Chris	2005-06
CAIN, Nolan	2006-07-08
CALA, Craig	1988-89
CALDWELL, J.B.	1910
CALHOUN, S.L.	1925-27
CALHOUN, T.C.	1932-33-34
CALLENDAR, D.	1935-36-37
CARAWAY,.....	1918

CARR, A.J.,	1922-24
CARRIERE, O.P.	1923-24-25-26
CARVELLO,.....	1941
CARVILLE,.....	1897-98
CASHIO, John	1973-74-75-76
CASTANEDA, Danny	1981
CAVELL, Leo	1945
CAVETT, J.R.	1917-18-19
CERVENKA, Chris	1982-83
CERVENKA, Craig	1980-81-82-83
CHAMBERLAIN, Matt	1991-92-93
CHAMBERLAIN, W.B.	1899
CHAMPAIGN, E.	1929-30-31-32
CHARPENTIER, Tom	1974
CHATELAIN, Don	1963-64
CHILDRESS, J.	1937-38
CHOATE, G.	1954-55
CHOATE, J.	1950-52-53
CHURCHILL,.....	1924
CHURCHILL, C.S.	1915-16
CLARK, Matt	2008
CLARK, Ned	1950-52-53
CLARK, T.	1958
CLARK, Tim	1990
COATES, Ray	1947-48
COCKERHAM, Richard	1967-68-69
COHEN, Mike	1984
COLE, C.G.	1900
COLEMAN, C.	1965
COLEMAN, Louis	2006-07-08
COLEMAN, Pete	1966
COLEMAN, W.	1947-48-49
COLLAZO,.....	1944
COLLINS, Albin	1968
COLLINS, J.	1928
COLLINS, Steven	1970-71-72-73
COLUMBUS, Jason	2002
COLVIN, Matt	1998
COMEAX,.....	1900
COOGAN, Patrick	1995-96-97
COOK, Bill	1964-65-66
COOK, Keyaan	1991
COOLEY, Chad	1993-94-95-96
COOPER, E.	1929
COOPER, H.	1905
COOPER, Mark	1983-84
COPPONEX, Buddy	1938
CORCORAN, Roy	2001
CORDANI, Rich	1990-91
CORDARO, Emile	1978
COSTA, Billy	1940
COSTELLO, Vinnie	1984-85
COTTEN, Bobby	1963
COUVILLON, Ray	1944
CRAIN, Barry	1966-67
CRAFT, Carl	1981
CRESS, Walker	1938-39
CRESSE, Brad	1997-98-99-2000
CRITZER, Bob	1947
CROSWELL, M.	1975-76-77-78
CROUERE, J.	1939-40-41
CUNNINGHAM, Dave	1987
CUNTZ, Casey	1996-97
CUNTZ, Pat	1984-85
CUNTZ, Warren	1981-82-84

D	
DABADIE,.....	1903
DABADIE, F.,	1909



Andy Galy

INTRO

THIS IS LSU

PREVIEW

TIGERS

COACHES

REVIEW

HISTORY

RECORDS

LSU



INTRO
THIS IS LSU
PREVIEW
TIGERS
COACHES
REVIEW
HISTORY
RECORDS
LSU

DAIGLE, Lester,	1956
DALTON, Josh	1998-99
DALY, Mike	1998-99-2000
DANA, J.	1938-39-40
D'AQUIN, Richard	1949
DARDAR, Chase	2005-06
DARK, Al	1943
DARSEY, J.H.	1926
DASBIT, A.P.	1897-98-99
DASBIT, C.	1895
DAUGHERTY, Brian	1994-95-96-97
DAVID, Brad	2000-01-02
DAVIS,.....	1909
DAVIS, Sam	1951
DAVIS, Taylor	2008
DAVIS, Wes	1997-98
DAVIS, Will	2004-05-06-07
DAWSON, O.H.	1914
DEAN, Blake	2007-08
DELAFIELD, G.	1937-38
DELATTE, Irwin	1953-54-55
DELAUNE, Kenneth	1974
DELGER, Lawrence	1968
DEMONT, Tommy	1961-62
DEMOUY, Chris	1996-97-98
DERE, Al	1947
DETERMANN, Jason	2003-04-05
DEUTSCHMANN, Lou	1955
DEWEY, Duane	1979
DEXTON, Ames	1970
DIAL, Wiley	1961-63
DICKIEY,.....	1929
DIDIER, Mel	1947
DILIBERTO, Bobby	2004
DIMMICK, O.	1925
DIRKS, Clay	2004-05-06-07
DISHON, Johnny	2008
DIXON, John	1984-85
DIXON, L.C.	1936
DOGGETT, Al	1952-53
DOIRON, Mark	1979
DOLBY,.....	1912
DOMILISE, Jerry	1947
DOMINGUE, Johnny	1967
DONATHAN, Billy	1981-82
DONAHUE,.....	1903
DOUGHTY, Richard	1989
DOUGLAS, James	1972
DREW, A.S.	1917-18
DREW, H.C.	1807
DROUILHET,.....	1902
DRUDE, Leonard	1954-55-56-57
DUCHIN, C.	1893-95
DUGAS, C.J.	1921-22-23-24
DUGAS, J.	1917-18
DUNCAN, Trae	2001
DUNN, Nathan	1994-95-96
DUPLANTIS, Brad	1986
DUPONT,.....	1912

E	
EARNHART, Clint	1997-98-99
EDGE, Evan	1973
EDMONSON, Larry	1961-62
EDMUNSON, E.	1932
EDWARDS, Daniel	1988
ENGLISH, Eric	2005
ERDMAN, Charlie	1938-39-40
ESCOBAR, Rene	2008
ESNARD, H.	1901
ESNARD, M.	1900-01-02
ESPINOSA, Phil	1989
ESTEVEZ, Jake	1996-98
EVANS,.....	1903
EZELL, Billy	1965

FENET, A.	1930
FERRARA, Greg	1973-75
FETZER, Bobby	1950
FETZER, Ed	1950
FETZER, John	1944
FIELD, Jimmy	1962
FIFE, Bob	1938
FITTERER, Scott	1995
FLOWERS, Bob	1958-59-60
FLOYD, J.C.	1920
FLUKER, H.V.	1914
FLYNN, A., "Bill"	1933-34
FONTENOT, Greg	1986
FONTENOT, Mike	2000-01
FONTENOT, Steve	1979-80
FORBES, Willie	1986-87
FORRER, Daniel	2006
FORREST, T.J.	2007
FORTIER, F.R.	1914
FOURMY, J.M.	1902-03
FRANCIONI, J.B.	1910-13
FRANK, Steve	1972-73-74-75
FREIDHOF, Bill	1981-82
FRENCH, Shawn	2003
FRERE, J.	1983
FREIRE,.....	1903
FURBUSH, Charlie	2007
FURNISS, Eddy	1995-96-97-98

G	
GALE, Mark	1980
GALLIOT,.....	1998
GALY, Andy	1986-87-88
GARCIA, Luis	1989-90-91
GARIDEL, Jamin	1998-99-00-01
GARRISON, G.	1929
GARRITY, Pat	1989-90-91
GASPARD, Mitch	1984
GAUDET, Matt	2008
GAUTREAU, Cade	2007
GAYLE, F.L.	1910-11-13
GENUSA, Francis	1960-61-62
GEORGE, Steve	1962-63-64
GERMAN, Bobby	1944
GIAMBRONE, D.	1976-77-78
GIBBS, B.B.	1908
GIBBS, Micah	2008
GILBERT, Pete	1923-25-27
GILHULY, Ed	1981-84
GILES, Tommy	1967-68
GILL, Blake	2002-03-04-05
GLAMP, Joe	1943
GODFREY, L.T.	1926-27-28
GOLDEN, Jack	1942-47
GOMEZ, Hunter	1999-2000
GOODWIN, Will	2006
GORINSKI, Walt	1941-42-43
GOSSEVAND, M.A.	1912-13-14
GOURRIER, Bat	1932
GOYER, C.W.	1905-06-07-08
GRACE, Bryan	1999
GRAHAM, Mike	1990-91-92
GREELY, Jim	1992-93
GREENE, Rick	1990-91-92
GREGORY, Paul	1979
GREMILLION, E.	1944-47
GREEVENBURG, J.H.	1926-28
GRISHAM, Wes	1989-90
GRUVER, Matt	1988-89
GUESSFIELD, James	1974
GUGLIELMO, Carey	1958-59-60
GUIDROZ, Lukas	2002
GUIDRY, Weylin	1999-00-01-02
GUILLORY, Dan	1996-97-98
GUTHRIE, Mark	1984-85-86-87

HAMPTON, Jeff	1994-95
HAMPTON, T.	1959
HANLEY, W.B.	1920-21
HANNA, Billy	1949-50-51
HANSON, E.	1923
HANSON, R.	1923
HARE, Gerald	1956
HARRELL, Jeff	1979-81
HARRIS, Bryan	2005
HARRIS, Cedrick	1998-99-2000
HARRIS, Clay	2002-03-04-05
HARRIS, Jeff	1994
HARRIS, Sulcer	1943
HARRIS, Will	2003-04-05-06
HARRISON,.....	1900
HARTWIG, Rob	1986-87
HATHORN, Jim	1977-78-79
HAWPE, Brad	1999-2000
HAYDEL, Buzzy	2006-07-08
HAYDELL, Dick	1963-64
HAYNIE, G.	1939-40-41
HAZLIP, S.W.	1913
HEARD, J.	1898-1900
HEARD, W.	1932-33
HEATH, J.L.	1925-26-27
HEATH, Matt	2001-02
HEBERT, A.W.	1914-15-17-18
HEBERT, C.J.	1905-06
HEBERT, Derek	2004-05
HEBERT, E.B.	1911
HEBERT, Jim	1944
HEBERT, R.A.	1942
HECKER, D.	1939
HEDGES, Lee	1949-51
HEDRICK, B.	1939
HELENIHI, Derek	2008
HELVESTON, O.	1934-35-36
HEMPHILL, James	1996
HENDRICKSON, Eric	1999
HENDRIX, J.	1928-29-30
HENNER, Thomas	1968-70
HERBST, Jack	1942
HERNANDEZ, Courtney	1998
HEROMAN,.....	1899
HERRING, P.S.	1922
HERRY, David	1990-91-92
HETZEL, Eric	1985
HERTZOG, M.	1915
HICKS, Richard R.	1967-68
HIGGINS, Danny	1997-98
HIGHTOWER, C.W.	1910-11
HIGHTOWER, Gerald	1942
HILBORN, W.B.	1924
HILL, Aaron	2001-02-03
HILL, D.	1959
HILL, Justin	2001-02
HILLMAN, W.A.	1906-10
HINES, L.	1938
HOAGLUND, Walter	1967-68-69
HOCHENDEL, B.F.	1905-08
HODGES, A.T.	1943
HODGES, Trey	1999-2000
HOLCOMBE, M.	1938
HOLDEN, T.D.	1929-30-31
HOLLANDER, Michael	2005-06-07-08
HOLLINGSWORTH, G.	1972-73-74-75
HOLMES,.....	1913
HOLT, J.C.	2002-03-04
HORTON, Conan	1996-97
HORWATH, Matt	2004
HOSKINS, Dick	1943-44
HOVER, Don	1956-57
HOWARD, Tommy	1950-52-53
HOWELL, R.B.	1910-11-12
HOWIE, Mark	1982-83-84
HUFFMAN, Ryan	1993-94
HUMPHREY, N.	1934-35-36
HUMPHRIES, Steve	1981
HUNDLEY, F.	1936-38-39
HUNSICKER,.....	1935
HUNSICKER, G.R.	1905-06
HUNT, C.	1934-35-36
HUNT, E.C.	1948 (Manager)
HUNT, Will	1992-93
HUNT, William	1968-69
HUSBAND, Frank	1952-53
HVMEL, Gary	1988-89-90-91

I	
IRWIN,.....	1934
IVES, C.A.	1919-20-22

J	
JACKSON,.....	1924
JACKSON, Chris	2005-07
JACKSON, J.S.	1914-15
JACKSON, Kenny	1992-93
JACKSON, Matt	2007
JACOBS,....	1939
JAMES,.....	1936
JAMES, H.	1913
JENSEN, Ty	2003-04
JEWELL, Wylie	1948-49
JOHNSON, Douglas	1950-52
JOHNSON, Eric	1986
JOHNSON, Phil	1938
JOHNSON, Phillip	1966
JOHNSON, R.E.	1912
JOHNSON, Russ	1992-93-94
JOHNSON, Tookie	1988-89-90-91
JOHNSTON, Ronny	1957-58-59
JONES, C.	1942
JONES, Forest	1981-82
JONES, L.	1920-21-22
JONES, R.D.	1924-25-26
JORGENSEN, Ryan	2000
JOSEPH, Gary	1981-82-83
JOVETT, M.	1929-30-31
JUDICE, Frank	1974-76-77
JUNE,.....	1916

K	
KARCHER, Kevin	1979-80
KARP, Dan	1981-82
KAVANAUGH, K., Sr.	1938-39-40
KEIGLEY, Gerald	1971-72-73
KEISLER, Randy	1998
KELLER, J.	1932-35
KELLER, Nolan	1963
KELLY, A.H.	1906
KENDA, J.	1936-37
KENNEDY, R.M.	1900-01-02-03
KEOWEN, Kade	2006
KING, J.D.	1928
KING, L.	1938-39
KINCAID, Steve	1984
KIRKPATRICK, H.L.	1931-32-33
KIRKWOOD, M.H.	1908
KIRKWOOD, W.H.	1907
KITCHENS, G.	1958
KITE, Dan,	1986-87-88
KIZER, R.C.	1922-23
KLOSTERMEYER, Mike	1995
KLOVEKORN, Henry	1977
KLING, Alonzo	1954-55-56
KLUG, Kenny	1976-77
KNIGHT, G. "Red"	1944-45-46-47
KOERNER, Mike	1995-96-97
KOPPENS, Paul	1973
KOUNS, Sinclair	1948-49
KOZIMINSKI, M.	1958 (Manager)
KUNDERT, R.	1931-32
KUPPER, Scott	1988



Stan Loewer



Lyle Mouton

L	
LACROIX,.....	1895
LAGROUE, Fred	1984
LANDRY,.....	1920-22
LANDRY, H.E.	1900-02-03
LANDRY, L.L.	1934-35-36
LANDRY, Leon	2008
LANDRY, R.J.	1914
LANDRY, Robert	1978-79-80
LANDRY, Wynn	1981
LANIER, Tim	1993-94-95-96
LANIER, W. "Fido"	1924-28
LANOUX, Marty	1985
LARA, Robert	2006-07
LARKIN, M.	1930-31
LaROSA, Mark	1988-89-90-91
LaROSE, Randy	1986-87
LARSON, Brandon	1997
LARSEN, E.	1937
LAWRIE, Joe	1935
LAXTON, Brett	1993-94-95-96
LEAKE, Robert	1966-68
LEARY, Rob	1985-86
LEAUMONT, Jeff	1998-99
LEBLANC,.....	1901
LEBLANC, Danny	1963
LEBLANC, P.O.	1909-10
LEE, Bill, Jr.	1953-54-55
LEE, Michael	1967-68-69
LEGUIN, F.G.	1919-20
LEMAHIEU, DJ	2008
LEMAK, Charlie	1937
LEONARDI, Antonio	1994-96-97
LESAGE,.....	1897
LESHER, L.R.	1911
LESKANIC, Curtis	1989
LESUEUR, G.B.	1897-98-99-1900
LEWIS, Jason	2007
LEWIS, Joe,	1987
LEWIS, Philip	1969-70
LEWIS, W.F.	1895
LIM, Ron	1989-90
LINDEN, Todd	2001
LINDSEY, Clyde	1947
LINDSEY, James	1949-50-51
LINDSEY, Ken	1976-77
LIPARI, Jeff	1998-99-00
LIUZZA, Matt	2003-04-05-06
LLOYD, Mike	1977-78-79-80
LOCKBAUM, Emile	1935-36-37
LOE, S.R.	1914
LOEWER, Stan	1984-85-86-87
LOFTICE, Jeremy	1999-00
LOFTIN, R.	1958
LOFTIN, W.	1958-59
LOMAX,.....	1943
LOMBARD,.....	1903-05
LONERO, Tony	1980-81
LORIO, Dennis	1973-74
LOWRY,....	1921

M	
MADDOX, Michael	1968-69
MADDOX, Steven	1971
MADERE, E.L.	1906
MADISON, Dave	1941-42-43



Mike Sonderegger

MAINIERI, Paul	1976
MAGUIRE, W.S.	1893
MAILHOS, Joseph	1956-57-58
MALEJKO, Matt	1993-94
MALL, Kyle	1990
MANGHAM, H.E.	1906-07-08
MANTRANA, Manny	1984-85
MANUEL, Barry	1986-87
MARCHAND, Jerry G.	1952-53
MARIANO, Bobby	1979-80
MARQUETTE, G.H.	1921-22-23-24
MARRERO, F.	1922-23-24-25
MARTIN, Blake	2008
MARTIN, D.A.	1909-10-11
MARTIN, J.H.	1909-13
MARY, S.E.	1905-09
MASON, C.C.	1926-27-28
MASON, F.	1919
MATLOCK, O.	1937
MATTA, L.	1911-12-13
MAYER, Jordan	2005-06-07
McARDLE, Benny	1951-52-53
McBRIDE, Billy	2000-01
McBRIDE, W.E.	1920-21-22
McCABE, Bhrett	1992-93-94-95
McCALL,.....	1899
McCALL, Malcolm	1951-52-53
McCALL, Malcolm, Jr.	1976
McCANN, M.G.	1925-26-27
McCLUNG, H.	1958
McCLURE, Trey	1996-97-98-99
McCOLLUM, A.M.	1909-1910
McCOLLISTER, E.P.	1914-15
McDADE,.....	1921
McDONALD, Ben	1987-88-89
McDONALD, William	1949-50-51
McDONOUGH, Bob	1937-38
McDOWELL, Red	1940-41-42
McDUFF, C.E.	1924-25
McELROY,.....	1937
McGHEE, Chris	2006-07-08
McKAY, Thomas	1968
McKEOUGH, Mike	1959-60
McKNIGHT, J.B.	1898
McKNIGHT, R.E.	1897-98
McKNIGHT, S.	1895-97
McMAKIN, Wally	1973-74-75-76
McMURRAY, Heath	2000
McMURRAY, J.L.	1930
McMURRAY, Dick	1952-53-54
McNEESE, O.W.	1901
McSWEEN, "Red"	1944
MEADORS, W.F.	1915
MEEKER,.....	1901
MEIER, Justin	2003-04-05
MEINERS, Vaughn R.	1975-76
MELANCON, Joseph	1971-72
MENEFEE, J.	1932-33
MERCER, J.	1912
MESSA, R.H.	1905
MESTEPEY, Lane	2001-02-04-05
MICHAELIS, Billy	1944-47-48
MILEY, Mike	1972-73-74
MILLER, David	2002
MILLER, H.	1934-35
MIRE, G.	1948
MITCHELL, Jared	2007-08
MITTS, Lester,	1961



Cal Santarelli

MIXON, Wallace	1959-60
MONSOUR, E.	1933
MOOCK, Chris	1988-91-92
MOOCK, Gregg	1991-92
MOOCK, J.	1940-41-42
MOOCK, Joe	1964-65
MOOCK, Michael	1969-70-71
MOOCK, Pat	1972-73-74-75
MOORE, Bryan	2001
MOORE, Jeramie	1994-95-96
MORAN, Tim	1984
MOREL, Harry	1963-64-65
MOREL, Tommy	1999-2000
MORGAN, George	1983-84
MORRIS, Lyndon	1966-67
MORRIS, O.L.	1915
MORRIS, Warren	1994-95-96
MORSE, John	1982-83
MOSES, Chip	1980-81
MOUTON, Lyle	1990-91
MOYSEE,.....	1905
MULA, Jared	1990-91-92
MULSHENOCK, Ken	1982-83
MUNGER, David	1969-70-71-72
MURDOCK, Mike	1981-83-84
MURPHY, Gene	1948-49-51
MURRAY, S.	1930
N	
NACCARATA, Ivan	2003-04
NAFF, Frank,	1959-60-61
NALL, Brandon	2005
NAQUIN, Greg	1987-89
NATTIN, George	1960
NAVARRO, G.B.	1900
NEAL, Mike	1991-92-93
NERONI, Kevin	1977
NEUMANN, Leonard	1965
NEWMAN, Donald	1976
NICHOLSON, Jordan	2008
NOLAN, J.	1936
NOLAN, R.	1937
NUGENT, Tim	1998-99-00-01
NUNALLY, Michael	1969-71-72

O	
OCHINKO, Sean	2007-08



Mike Papajohn

O'DONOGHUE, John	1988-89-90
OGATA, Jason	2006
OGEA, Chad	1989-90-91
OGIN, Steve	1967-68
OLEXY, Keith	1974
OLIVERIO, John	1974
OLIVIER, L.A.	1899-1902
OLSEN, Eddie	1977-78-79-80
OLSON, Randy	1979-80
OLVEY, Derik	2006
O'ROCK, Don	1979
OSER, F.	1937-38
OSHESKIE, Dan	1981
OSIK, Keith	1988-89-90
OWEN, Chet	1947

P	
PADRON, J.P.	2005
PAINICH, Joey	1996-97
PALMER, Ed	1943
PAPAJOHNN, Mike	1986-87
PARKER, Clay	1982-83-84-85
PARSONS,.....	1947
PATTERSON, Gregg	1985-86-87
PATTERSON, Ryan	2003-04-05
PAYER, Luther	1951
PAYNE, Bobby	1979
PEARCE, Chris	1994
PEEVER, Lloyd	1992
PEGUES, W.T.	1900-01
PEMBERTON, Craig	1969-70-71-72
PERKINS, A.M.	1913-14
PETERSON, Stuart	2008
PETIT, A.E.	1899
PETRONE, Andy,	1981-82
PETTISS, J.	1954-55
PETTIT, Bo	2000-01-02-03
PHILLIPS, Chris	2001-02
PIPES, B.N.	1907
PISTORIUS, Jerry	1952-53
PITCHER,....	1915
PITCHER, Bill	1923-24-25
PITTMAN, J.C.	1934
PLEASANT, R.G.	1893-95
POCHE, Jim	1961-62
POERSCHKE, Fred	1953 (Manager)
POLOZOLA, Frank J.	1961-62
POLOZOLA, Keith	1996-97
PONTIFF, Nicholas	2006-07-08
PONTIFF, Wally	2000-01-02
PORETTO, Chuck	1940-41
POSTELL, F.K.	1915-17
POSTELL, W.D.	1916
POWELL, Jerry	1979-80
POURCIAU, Danny	1983-84
POURQUE, Conrad	1969
PRICE, V.	1925-26
PURDY, Kenneth	1956
PURVIS, Don	1959

Q	
QUIGLEY, Van	1964-65-66

R	
RADOVICH, R.	1940
RAGGIO, Cecil	1961
RAMIREZ, Edgar	2005-06
RAMSEY,	1902-03
RANAUDO, Anthony	2008
RANTZ, Ronnie	1991-92
RAYMER, David	2001-02
RAYMOS, George	1944
REBOULET, Jeff	1985-86
REESE, Stan	1995
REYMOND, R.P.	1905-06-07
RHODEN, Robert	1976-77
RHYMES, P.	1954-55
RICHARDSON, Roland	1969
RICHE, G.	1917
RICHOUX, Ralph	1956-57-58
RIOS, Armando	1991-92-93
ROBBINS, Ronnie	1982-83
ROBERTS,	1919
ROBERTS, C.M.	1898
ROBERTSON, H.F.	1893



INTRO

THIS IS LSU

PREVIEW

TIGERS

COACHES

REVIEW

HISTORY

RECORDS

LSU



The 1915 Tigers

ROBERTSON, R.	1893	SMITH, J.C.	1941-42-43
RODNEY, W.	1899-1901	SMITH, Mike	1927-28-29
RODRIGUEZ,	1929	SMITH, Robbie	1984-85
ROMAGOSA, M.	1936-37-38	SMITH, Terry	1966
ROMAINE, Blackie	1943	SMYTH, C.R.	1905-06-07
ROSS,	1920	SNYDER, J.E.	1895
ROSS, Austin	2008	SODERBERG, Jon	1980
ROUSSOS, George	1951	SON, Chucky	1999
ROUSSEAU, Ron	1963-64	SONDEREGGER, Mike	1970-71-72-73
ROY, A.J.	1921-22	SOSSAMON, Tim	1984-85
RUTLEDGE, Guy	1983-84	SOULE,	1920
RUTLEDGE, Trey	1993	SOUTHERLAND, Fred	1960-61-62
		SPAULDING, Steven	1969
		SPENCER, Fritz	1947-48
		SPLITZ, Steven	1973-74
		SPRINGER, Russell	1987-88-89
		SPROWL, Bruce	2003-05-06
		STAFFORD, Red	1944-47
		STALES, T.M.	1917-18-19-20
		ST. AMANT, Lou	1959
		STANFORD, Bert	1948
		STAPLES, C.	1917-19
		STAVINOHA, Nick	2004-05
		STAYTON, W. "Bill"	1932
		STAYTON, W.D.	1902-03-05
		STEELE, J.E.	1924-25-26
		STEFAN, Paul J.	1975-76
		STELL, Jabbo	1938
		STEVENS, Ed	1932
		STEVENS, N.G.	1926
		STEWART, Bob	1964
		STEWART, Quinn	2003-05-06
		STOCCO, Mark	1993
		STOFESKY, Wayne	1987
		STOKES, Dale	1983
		STOVALL, D.	1955
		STOVALL, H.H.	1925-26-28
		STRANGE, Charles, "Bo"	1960
		STRICKLAND, J.	1927-28-29
		STRINGFIELD, Cliff	1953
		STROVINK, Eric	1989
		SUDDITH, Tom	1941
		SUMMERS, Morris	1961-62
		SWANSON, A.L.	1925
		SWART, W.	1906
		T	
		TALBOT, E.L.	1913
		TALLET, Brian	1999-2000
		TANDY, Joe	1949 (Manager)
		TATE, A.	1915-16-17
		TATUM, Willie L.	1967
		TAYLOR, J.W.	1893
		TAYLOR, W.T.	1940-41-42
		TAYLOR, William	1972-73
		TEAGUE, Sean	1994
		TELLECHEA, Johnny	1990-91
		TERRELL, Robbie	1961-62
		TERRIS, Adam	1985, 88
		THEARD, Al	1942-43
		THERIOT, Bobby	1961-62-63
		THERIOT, Ryan	1999-00-01
		THIBODEAUX, Joey	1977-78-79-80
		THIBODEAUX, Johnnie	1997-98-00-01
		THOMAS, Alvin	1977
		THOMAS, Johnny	1961-62-63



The 1993 Tigers

THOMPSON, Doug	1997-98	WEBER, D.L.	1903-05-06
THOMPSON, Richard	1948-49-50-51	WEBER, S.J.	1956
THOMPSON, W.H.	1908-09	WEINER, R.	1938
TILLINGHAST, A.Y.	1931	WELCH, Darren	2002
TINSLEY, Gaynell	1935-36-37	WEST, J.C.	1944
TOMPKINS, Jake	2002-03	WESTBROOK, J.T.	1898
TOUPS, Frank A.	1974-75-76	WHEALY, Patrik	1974-75-76-77
TRENE, J.	1893	WHEELER, Red	1943
TRIMM, Sherman	1979	WHITE, Al	1957-58
TRIPLETT, Bill	1963-64	WHITED, H.W.	1903
TRITTICO,	1934	WHITTY, Daryl	1953-54-55
TROXLER, A.	1934	WIESLER, Billy	1981-82
TUJAGUE, Lucien	1977-78-79-80	WIETHORN, Eric	2001-02
TULLIER, James	1968	WILBANKS, T.E.	1918
TUMINELLO, Bobby	1947-49	WILBERT, A.E.	1908-09
TURNER, Bill	1941-42	WILBERT, E.C.	1905-08
TURNER, Bruce	1960-61	WILBERT, F.P.	1902-03
TYSON, Jeremy	1994-95	WILBERT, J.A.	1905
		WILES, Randy	1970-71-72-73
		WILHITE, Brian	1987-88
		WILHITE, Jonathan	2006
		WILKINSON, H.	1907
		WILKINSON, J.P.	1912-17
		WILLIAMS, Jason	1993-94-95-96
		WILLIAMS, J.Q.	1921
		WILSON, Brad	1993-94-95-96
		WILSON, Brian	2001-02
		WINDERS, Brian	1993-94-95
		WINSTON, Roy	1961
		WISE, J.T.	2006-07
		WITTEN, Jeremy	1997-98-99-2000
		WOMACK,	1903
		WOMACK,	1917
		WOMBLE,	1898-99
		WOODRUFF, Marvin	1976
		WOODWARD, Robert	1971-73
		WRIGHT, Larry D.	1975-76-77-78
		WRIGHT, Ray	2000-01
		Y	
		YARNALL, Eddie	1994-95-96
		YERGER, M.	1959
		YOUAMAN, Shane	1999-00-01
		YOUNG,	1902
		YOUNG, E.B.	1893
		YOUNG, T.W.	1898
		YURTIN, Jeff	1985-86
		Z	
		ZERINGUE, Jon	2002-03-04
		ZIMMERMAN, Joe	1986-87
		ZIMMERMAN,	1913
		ZINN, Jimmy	1947
		ZINSER, P.	1954-55
		ZINSMAN, Zeph	2001
		ZWEIG, Ivan	1995

Year-by-Year W-L Records

LSU

/---OVERALL---/				/-----SEC-----/				SEC FINISH	COACH
SEASON	W	L	PCT.	W	L	PCT.			
1893	1	0	1.000						E.B. Young
1894	(No Games)								
1895	0	3	.000						No Coach
1896	(No Games)								
1897	3	3	.500						E.A. Scott
1898	2	3	.400						A.W. Jeardeau
1899	6	4	.600						C.V. Cusachs
1900	2	3	.400						L.P. Piper
1901	6	3	.667						L.P. Piper
1902	6	6	.500						W.S. Borland
1903	4	5	.444						W.S. Borland
1904	(No Games)								
1905	4	6	.400						D.A. Killian
1906	10	3	.769						D.A. Killian
1907	11	7	.611						J. Phillips
1908	9	12	.429						E.R. Wingard
1909	7	10	.411						E.R. Wingard
1910	7	9	.438						J.W. Mayhew
1911	8	7	.533						J.W. Mayhew
1912	8	6	.571						Bob Pender
1913	7	11	.389						Bob Pender
1914	4	8	.333						Doc Stroud
1915	10	9	.526						Doc Stroud
1916	15	8	.652						Doc Stroud
1917	7	4	.636						Doc Stroud
1918	8	4	.667						Doc Stroud
1919	12	4	.750						Doc Stroud
1920	10	8	.555						Doc Stroud
1921	9	11	.450						Doc Stroud
1922	7	6	.538						Branch Bocock
1923	8	9	.471						Branch Bocock
1924	4	9	.308						Moon Ducote
1925	5	9	.357						M.J. Donahue
1926	10	6	.625						M.J. Donahue
1927	8	6	.571						Harry Rabenhorst
1928	7	11	.389						Harry Rabenhorst
1929	3	6	.333						Harry Rabenhorst
1930	6	8	.429						Harry Rabenhorst
1931	3	6	.333						Harry Rabenhorst
1932	4	7	.364						Harry Rabenhorst
1933	3	7	.300	0	4	.000	7th		Harry Rabenhorst
1934	6	8	.429	3	6	.333	7th		Harry Rabenhorst
1935	8	7	.533	4	6	.400	6th		Harry Rabenhorst
1936	15	4	.789	7	4	.636	2nd		Harry Rabenhorst
1937	12	14	.462	5	10	.333	7th		Harry Rabenhorst
1938	7	8	.466	3	6	.333	8th		Harry Rabenhorst
1939	22	6	.786	10	2	.883	1st		Harry Rabenhorst
1940	16	5	.762	10	4	.741	3rd		Harry Rabenhorst
1941	10	13	.435	5	9	.357	9th		Harry Rabenhorst
1942	9	9	.500	6	6	.500	4th		Harry Rabenhorst
1943	13	8	.619	11	3	.786	1st		A.L. Swanson
1944	4	8	.333	(No Games)					A.L. Swanson
1945	11	7	.611	(No Games)					A.L. Swanson
1946	10	5	.667	11	3	.786	1st		Harry Rabenhorst
1947	10	9	.526	4	7	.364	10th		Harry Rabenhorst
1948	7	14	.333	4	10	.286	9th		Harry Rabenhorst
1949	6	11	.353	5	9	.357	9th		Harry Rabenhorst

Note: SEC Western Division finishes are listed from 1959-1985

/---OVERALL---/				/-----SEC-----/				SEC FINISH	COACH
SEASON	W	L	PCT.	W	L	PCT.			
1950	5	9	.367	2	7	.222	11th		Harry Rabenhorst
1951	10	6	.625	6	6	.500	5th		Harry Rabenhorst
1952	9	11	.450	7	9	.438	7th		Harry Rabenhorst
1953	8	10	.444	7	8	.476	7th		Harry Rabenhorst
1954	8	11	.421	5	10	.333	10th		Harry Rabenhorst
1955	6	17	.261	1	1	.267	10th		Harry Rabenhorst
1956	9	11	.450	7	9	.438	7th		Harry Rabenhorst
1957	8	11	.421	6	8	.428	8th		Ray Didier
1958	14	11	.560	9	6	.650	4th		Ray Didier
1959	16	17	.485	7	9	.469	3rd		Ray Didier
1960	15	14	.510	6	9	.400	4th		Ray Didier
1961	20	5	.800	13	4	.764	1st		Ray Didier
1962	15	11	.577	8	7	.533	2nd		Ray Didier
1963	16	10	.615	9	7	.563	2nd		Ray Didier
1964	11	11	.500	5	7	.417	4th		Jim Waldrop
1965	6	13	.316	4	11	.267	5th		Jim Waldrop
1966	9	14	.391	4	12	.250	5th		Jim Smith
1967	17	13	.567	9	9	.500	1st		Jim Smith
1968	20	14	.588	10	8	.556	1st		Jim Smith
1969	11	24	.314	4	13	.235	4th		Jim Smith
1970	16	19	.457	5	11	.313	3rd		Jim Smith
1971	20	16	.556	10	8	.556	2nd		Jim Smith
1972	21	21	.500	7	11	.389	2nd		Jim Smith
1973	18	13	.581	6	7	.462	2nd		Jim Smith
1974	18	17	.514	7	10	.412	4th		Jim Smith
1975	40	16	.714	19	3	.864	1st		Jim Smith
1976	19	23	.452	11	12	.478	3rd		Jim Smith
1977	17	27	.386	4	14	.222	5th		Jim Smith
1978	12	34	.282	6	18	.333	5th		Jim Smith
1979	34	20	.630	13	7	.650	2nd		Jack Lamabe
1980	23	19	.548	8	9	.471	4th		Jack Lamabe
1981	23	30	.434	7	14	.333	4th		Jack Lamabe
1982	26	25	.509	9	13	.409	4th		Jack Lamabe
1983	28	21	.571	9	12	.429	4th		Jack Lamabe
1984	32	23	.581	12	12	.500	3rd		Skip Bertman
1985	41	18	.694	17	7	.708	1st		Skip Bertman
1986	55	14	.797	22	5	.815	1st		Skip Bertman
1987	49	19	.721	12	10	.545	5th		Skip Bertman
1988	39	21	.650	16	11	.593	5th		Skip Bertman
1989	55	17	.764	18	9	.666	2nd		Skip Bertman
1990	54	19	.740	20	7	.741	1st		Skip Bertman
1991	55	18	.753	19	7	.731	1st		Skip Bertman
1992	50	16	.758	18	6	.750	1st		Skip Bertman
1993	53	17	.757	18	8	.692	1st		Skip Bertman
1994	46	20	.697	21	6	.777	2nd		Skip Bertman
1995	47	18	.723	17	12	.586	5th		Skip Bertman
1996	52	15	.776	20	10	.667	1st		Skip Bertman
1997	57	13	.814	22	7	.759	1st		Skip Bertman
1998	48	19	.716	21	9	.700	2nd		Skip Bertman
1999	41	24	.621	18	11	.621	3rd		Skip Bertman
2000	52	17	.754	19	10	.655	2nd		Skip Bertman
2001	44	22	.667	18	12	.600	2nd		Skip Bertman
2002	44	22	.667	19	10	.655	4th		Smoke Laval
2003	45	22	.672	20	9	.690	1st		Smoke Laval
2004	46	19	.708	18	12	.600	3rd		Smoke Laval
2005	40	22	.645	18	12	.600	3rd		Smoke Laval
2006	35	24	.593	13	17	.433	8th		Smoke Laval
2007	29	26	.527	12	17	.414	10th		Paul Mainieri
2008	49	19	.721	18	11	.621	2nd		Paul Mainieri
Totals #	2106	1398	.601	797	665	.545			

* - lost to Ole Miss 6-2 in single-game playoff for Western Division title

** - lost to Alabama 6-4 in single-game playoff for Western Division title

- LSU has also tied 23 games in its baseball history

INTRO

THIS IS LSU

PREVIEW

TIGERS

COACHES

REVIEW

HISTORY

RECORDS

LSU



All-Time Coaching Records

INTRO

THIS IS LSU

PREVIEW

TIGERS

COACHES

REVIEW

HISTORY

RECORDS

LSU



Harry Rabenhorst
1927-42; 1946-56



Ray Didier
1957-63



Jim Smith
1966-78



Jack Lamabe
1979-83



Skip Bertman
1984-2001



Smoke Laval
2002-2006



Paul Mainieri
2007-Present

YEARS	COACH	SEASONS	GAMES	WON	LOST	TIED	PCT.
1893	E.B. Young	1	1	1	0	0	1.000
1895	No Coach	1	3	0	3	0	.000
1897	E.A. Scott	1	6	3	3	0	.500
1898	A.W. Jeardeau	1	5	2	3	0	.400
1899	C.V. Cusachs	1	10	6	4	0	.600
1900-01	L.P. Piper	2	15	8	6	1	.566
1902-03	W.S. Borland	2	22	10	11	1	.477
1905-06	D.A. Killian	2	23	14	9	0	.609
1907	J. Phillips	1	18	11	7	1	.611
1908-09	E.R. Wingard	2	39	16	22	1	.423
1910-11	J.W. Mayhew	2	31	15	16	0	.484
1912-13	Bob Pender	2	32	15	17	0	.469
1914-21	Doc Stroud	8	138	73	58	5	.563
1922-23	Branch Bocock	2	32	15	15	2	.500
1924	Moon Ducote	1	13	4	9	0	.308
1925-26	Mike Donahue	2	33	15	15	3	.500
1927-42/46-56	Harry Rabenhorst	27	446	220	226	3	.493
1943-45	A.L. Swanson	3	48	27	21	0	.563
1957-63	Ray Didier	7	183	104	79	0	.568
1964-65	Jim Waldrop	2	41	17	24	0	.415
1966-78	Jim Smith	13	489	238	251	0	.486
1979-83	Jack Lamabe	5	249	134	115	0	.538
1984-2001	Skip Bertman	18	1,203	870	330	3	.724
2002-2006	Smoke Laval	5	320	210	109	1	.658
2007-present	Paul Mainieri	2	125	78	45	2	.632
TOTALS	25 COACHES	113	3,527	2106	1398	23	.600

TEAM	FIRST GAME	LAST GAME	TOTAL GAMES	W-L-T	PCT.
Alabama	1906	2008	338	147-189-3	.439
Alabama-Birmingham	1982	2005	7	5-2-0	.714
Army	1980	2004	2	2-0-0	1.000
Arkansas	1960	2008	66	45-21-0	.682
Arkansas-Little Rock	2005	2005	3	3-0-0	1.000
Arkansas State	1993	1994	6	5-1-0	.833
Arizona State	2000	2005	8	6-1-1	.813
Auburn	1907	2008	146	82-64-0	.562
Austin Peay	1996	1996	1	1-0-0	1.000
Baylor	1916	2003	10	7-3-0	.700
Bellarmine	1981	1981	1	1-0-0	1.000
Birmingham-Southern	2002	2002	3	3-0-0	1.000
Bucknell	1908	1908	3	2-1-0	.667
Cal State Fullerton	1987	2003	7	3-4-0	.429
Canisius	1980	1985	2	2-0-0	1.000
Centenary	1895	2008	38	29-8-1	.776
Central Florida	1985	2007	17	13-4-0	.765
Central Michigan	1995	1995	2	2-0-0	1.000
Chamberlain Hunt	1901	1908	5	5-0-0	1.000
Chicago White Sox	1925	1925	1	0-1-0	.000
The Citadel	1990	1990	2	2-0-0	1.000
Cleveland State	1983	1983	1	1-0-0	1.000
Clinton Military Academy	1897	1897	3	1-2-0	.333
Coast Guard	1972	1973	3	3-0-0	1.000
Colgate	1975	1975	4	4-0-0	1.000
College of Charleston	2004	2004	1	1-0-0	1.000
Connecticut A&M	1908	1908	1	0-1-0	.000
Cornell	1981	1981	1	1-0-0	1.000
Cumberland	1903	1903	2	1-1-0	.500
Dayton	1996	1996	2	1-1-0	.500
Delta State	1966	1966	2	1-1-0	.500
DePaul	1931	1961	2	2-0-0	1.000
Drake	1974	1974	5	4-1-0	.800
Duke	1997	1997	1	1-0-0	1.000
Duquesne	1996	2008	8	8-0-0	1.000
East Carolina	1999	1999	3	2-1-0	.667
Evansville	1990	1990	1	1-0-0	1.000
Florida	1971	2008	80	48-31-1	.606
Florida Southern	1955	1955	2	1-1-0	.500
Florida State	1955	2000	16	7-9-0	.438
Fresno State	1991	1994	2	2-0-0	1.000
George Washington	1989	1992	3	2-1-0	.667
Georgia	1975	2008	70	51-17-2	.743
Georgia Southern	1992	1992	1	1-0-0	1.000
Georgia Tech	1990	1996	3	3-0-0	1.000
Gettysburg	1908	1908	1	0-1-0	.000
Hattiesburg Normal	1921	1921	1	0-1-0	.000
Houston	1975	2006	41	18-23-0	.439
Illinois	1915	1963	19	10-7-2	.579
Illinois-Chicago	1981	1982	6	6-0-0	1.000
Illinois State	1966	1980	13	8-5-0	.615
Illinois Wesleyan	1947	1974	5	3-2-0	.600
Indiana	1926	2008	5	3-1-1	.700
Indiana State	1993	1993	2	2-0-0	1.000
Iowa	1925	1947	7	2-3-2	.429
Jackson State	1985	2000	4	4-0-0	1.000
Jacksonville	1981	1981	3	1-2-0	.333
Jacksonville State	2004	2004	3	3-0-0	1.000
Jefferson College	1905	1921	18	15-2-1	.806
Jefferson Military Academy	1899	1909	22	11-10-1	.523
Kansas	1990	2003	6	3-3-0	.500
Kansas State	1967	2001	19	11-8-0	.579
Kent	1993	1993	1	0-1-0	.000
Kentucky	1975	2008	57	37-19-1	.658
Lafayette	1908	1908	1	0-1-0	1.000
Lamar	1984	1995	6	1-5-0	.167
Lipscomb	2007	2007	3	1-2-0	.333
Long Beach State	1989	2003	11	7-4-0	.636
Louisiana College	1914	1998	21	19-2-0	.905
Louisiana-Lafayette	1912	2008	65	44-21-0	.677
Louisiana-Monroe	1959	2006	45	37-8-0	.822
Louisiana Normal	1926	1928	4	3-1-0	.750
Louisiana Tech	1902	1998	58	40-18-0	.690
Louisville	1979	1979	1	1-0-0	1.000
Loyola (New Orleans)	1915	2003	55	32-22-1	.591
Loyola-Marymount	1986	1986	1	0-1-0	.000
LSU-Shreveport	1998	1998	1	1-0-0	1.000
Luther College	1939	1939	1	1-0-0	1.000
Maine	1986	1995	7	6-1-0	.857
MacMurray	1965	1965	1	1-0-0	1.000
McNeese State	1983	2008	30	21-9-0	.700
Marion	1907	1907	3	1-2-0	.333
Marist	2005	2005	1	1-0-0	1.000
Memphis	1964	1975	11	9-2-0	.818
Mercer	1988	2002	9	9-0-0	1.000
Miami (Fla.)	1975	2004	14	5-9-0	.357
Michigan	1993	1995	3	3-0-0	1.000

TEAM	FIRST GAME	LAST GAME	TOTAL GAMES	W-L-T	PCT.
Michigan State	1975	2008	4	3-1-0	.750
Middle Tennessee State	1980	1980	1	0-1-0	.000
Millsaps	1915	1920	5	5-0-0	1.000
Minnesota	1931	2001	17	14-3-0	.824
Mississippi	1906	2008	294	158-136-0	.537
Mississippi College	1901	1937	38	20-17-1	.526
Mississippi State	1905	2008	356	162-193-1	.456
Mississippi Valley State	2007	2008	2	2-0-0	1.000
Missouri	1986	1987	2	2-0-0	1.000
Murray State	1975	1975	1	1-0-0	1.000
Navy	1978	1983	12	9-3-0	.750
New Mexico	1993	1993	3	3-0-0	1.000
New Orleans	1976	2008	82	49-33-0	.598
Nevada-Las Vegas	1989	1996	9	8-1-0	.889
Nicholls State	1968	2008	65	44-21-0	.677
North Carolina	1990	2008	4	2-2-0	.500
North Carolina-Greensboro	1997	1997	1	1-0-0	1.000
North Carolina State	1997	1997	1	1-0-0	1.000
North Carolina-Wilmington	2003	2003	1	1-0-0	1.000
North Florida	2006	2006	3	2-1-0	.667
North Texas	1985	1985	3	3-0-0	1.000
Northeastern	2003	2003	1	1-0-0	1.000
Northern Illinois	1939	1970	15	10-5-0	.667
N. Illinois St. Teachers	1947	1948	2	2-0-0	1.000
Northwestern	1937	1976	10	6-3-1	.600
Northwestern State	1937	2008	57	47-10-0	.825
Notre Dame	1928	1991	4	2-2-0	.500
Ohio	1999	1999	3	3-0-0	1.000
Ohio State	1976	1992	3	1-2-0	.333
Oklahoma	1959	1997	10	6-4-0	.600
Oklahoma State	1973	1991	7	2-5-0	.286
Oral Roberts	1987	1989	3	3-0-0	1.000
Pennsylvania	1908	1908	1	0-1-0	.000
Pennsylvania Normal	1908	1908	1	1-0-0	1.000
Pensacola Naval Air	1942	1956	4	1-3-0	.250
Princeton	1976	1976	3	2-1-0	.667
Providence	1992	1992	1	1-0-0	1.000
Purdue	1935	1950	4	4-0-0	1.000
Rice	1914	2008	23	12-11-0	.522
Rockhill College	1908	1908	1	1-0-0	1.000
Saint Charles College	1914	1917	4	4-0-0	1.000
Saint John's	1989	1989	2	2-0-0	1.000
Saint Louis	1982	1991	3	3-0-0	1.000
Saint Mary's	2007	2007	3	3-0-0	1.000
Saint Stanislaus	1920	1923	3	2-0-1	.700
Saint Vincent Academy	1900	1900	1	0-1-0	.000
South Alabama	1971	1997	38	14-24-0	.368
South Carolina	1992	2008	47	26-20-1	.564
South Florida	1995	1995	3	1-2-0	.333
Southern Methodist	1967	1967	2	2-0-0	1.000
Southeastern Louisiana	1937	2008	74	57-17-0	.770
Southern	1970	2008	45	43-2-0	.955
Southern California	1988	2000	10	7-3-0	.700
Southern Illinois	1952	1983	9	3-6-0	.333
Southern Mississippi	1970	2008	47	34-11-2	.745
Southwest Missouri St.	1984	1984	1	1-0-0	1.000
Southwestern (Texas)	1913	1913	3	2-1-0	.667
Southwestern (Tennessee)	1958	1958	1	1-0-0	1.000
Spring Hill	1920	1930	12	7-5-0	.583
Stanford	1987	2000	4	3-1-0	.750
Stephen F. Austin	1986	1992	9	9-0-0	1.000
Stetson	2006	2008	9	5-4-0	.555
Temple	2006	2006	3	3-0-0	1.000
Tennessee	1907	2008	62	43-19-0	.693
Tennessee Tech	2006	2006	3	3-0-0	1.000
Texas	1899	2000	29	8-20-1	.293
Texas A&M	1907	2004	22	10-11-1	.477
Texas-Arlington	1987	1987	2	2-0-0	1.000
Texas Christian	1967	1994	7	6-1-0	.857
Texas Southern	2008	2008	1	1-0-0	1.000
Texas State	2004	2004	3	3-0-0	1.000
Tulane	1893	2008	286	160-123-3	.565
UC Irvine	2008	2008	3	2-1-0	.667
UCLA	1988	2000	3	3-0-0	1.000
Vanderbilt	1954	2008	78	48-30-0	.615
Virginia	2000	2000	3	3-0-0	1.000
Virginia Commonwealth	1997	2001	6	5-1-0	.833
West Florida	1982	1982	2	2-0-0	1.000
West Maryland	1908	1908	1	1-0-0	1.000
Western Carolina	1993	1993	1	1-0-0	1.000
Western Illinois	2005	2005	1	1-0-0	1.000
Western Kentucky	1996	1996	3	3-0-0	1.000
Wheaton	1959	1959	1	1-0-0	1.000
Wichita State	1987	1996	10	6-4-0	.600
Winthrop	2003	2003	3	3-0-0	1.000
Wisconsin	1975	1981	10	8-2-0	.800
Yale	1908	1908	1	0-1-0	.000
OTHERS	1895	1957	95	43-50-2	.463

2009 Opponents in Bold

INTRO

THIS IS LSU

PREVIEW

TIGERS

COACHES

REVIEW

HISTORY

RECORDS

LSU



1893 (I-O) Coach E.B. Young

Tulane W, 10-8

1894 - No Games

1895 (O-3-I) No Coach

Baton Rouge Reds L, 5-14

Centenary (Jackson) L, 4-5

Centenary (Jackson) T, 11-11

Tulane L, 11-12

1896 - No Games

1897 (3-3) Coach E.A. Scott

Baton Rouge W, 17-11

Clinton Mil. Academy W, 7-6

Centenary (Jackson) L, 16-17

at Clinton Mil. Acad. L, 4-6

Clinton Mil. Acad. L, 4-6

Tulane W, 31-8

1898 (2-3) Coach A. W. Jeardeau

Centenary W, 17-13

Tulane L, 15-19

Centenary (Jackson) L, 4-11

Centenary (Jackson) W, 28-9

at Tulane L, 8-13

1899 (5-5-I) Coach C.V. Cusachs

St. Vincent Academy W, 10-0

Plaquemine Greys W, 15-4

Texas L, 6-8

at Plaquemine Greys W, 9-8

at Jefferson Mil. Acad. W, 12-1

at Jefferson Mil. Acad. W, 10-2

at Texas L, 0-3

at Texas L, 4-5

at Texas L, 1-4

Tulane T, 5-5

at Tulane L, 5-7

1900 (2-3-I) Coach L.P. Piper

at Jefferson Mil. Acad. T, 12-12

at Jefferson Mil. Acad. L, 2-11

at Tulane W, 8-7

Tulane W, 9-5

Tulane L, 7-10

St. Vincent Academy L, 10-11

1901 (6-3) Coach L.P. Piper

Miss. College (Clinton) L, 6-8

at Jefferson Mil. Acad. W, 16-13

Chamberlain Hunt W, 17-0

Texas W, 2-1

Texas L, 1-6

Jefferson Mil. Acad. W, 7-6

Jefferson Mil. Acad. W, 9-0

LSU Alumni W, 8-4

1902 (6-6-I) Coach W.S. Borland

Chamberlain Hunt W, 7-2

Chamberlain Hunt W, 11-2

at Texas L, 1-20

Texas (S) L, 2-5

Texas (S) T, 1-1

Texas L, 2-5

Louisiana Tech W, 5-0

Louisiana Tech W, 24-0

Baton Rouge L, 1-5

Plaquemine Greys W, 7-3

N.O. YMCA W, 21-0

Jefferson Mil. Acad. L, 2-3

Jefferson Mil. Acad. L, 9-10

1903 (4-5) Coach W.S. Borland

St. Louis L, 1-6

at Jefferson Mil. Acad. W, 16-13

at Jefferson Mil. Acad. W, 6-3

Jefferson Mil. Acad. W, 11-5

Jefferson Mil. Acad. L, 2-6

Texas L, 7-8

Cumberland L, 2-6

Cumberland W, 14-9

at Donaldsonville L, 1-9

1904 - No Games

1905 (4-6) Coach D.A. Killian

Baton Rouge L, 0-14

Baton Rouge L, 6-7

Baton Rouge L, 4-7

Jefferson Mil. Acad. W, 5-2

Jefferson Mil. Acad. L, 3-5

at Tulane L, 4-5

at Tulane L, 1-15

Miss. College W, 12-8

Jefferson College W, 7-1

Tulane W, 16-5

1906 (10-3) Coach D.A. Killian

Alabama W, 2-0

Alabama W, 1-0

Alabama W, 3-2

Tulane L, 0-4

Tulane W, 5-1

Texas L, 0-5

Texas W, 8-3

Texas W, 7-3

at Tulane W, 9-2

at Tulane L, 4-6

at Jefferson College W, 11-1

Mississippi W, 4-2

Mississippi W, 6-1

1907 (11-7) Coach J. Phillips

Baton Rouge Reds L, 5-9

Auburn L, 0-4

Auburn L, 3-5

Auburn W, 4-3

at Mississippi L, 0-5

at Mississippi W, 2-0

at Miss. State W, 3-1

at Miss. State W, 5-2

at Miss. State L, 4-7

at Miss. State L, 4-7

at Miss. State W, 8-2

at Alabama W, 3-1

at Alabama W, 8-6

at Marion L, 0-3

at Marion L, 2-3

at Marion W, 4-0

Texas A&M W, 3-2

Tennessee W, 2-0

Tennessee W, 12-11

1908 (9-12-1) Coach E.R. Wingard

Chamberlain Hunt W, 7-2

Chamberlain Hunt W, 5-2

at Jefferson Mil. Acad. L, 2-3

at Jefferson Mil. Acad. W, 13-2

at Jefferson Mil. Acad. L, 3-7

O'Harrigans T, 4-4

at Miss. State L, 1-2

at Miss. State L, 0-4

at Miss. State L, 4-7

at Alabama W, 3-1

at Alabama L, 1-4

at Rockhill College W, 3-2

at W. Maryland College W, 7-2

at Gettysburg L, 1-5

at Bucknell L, 1-2

at Yale L, 1-7

at Connecticut A&M L, 4-5

at Lafayette L, 0-1

at Penn. Univ. L, 2-7

at Bucknell W, 3-2

at Renov W, 4-3

at Penn Normal W, 10-0

1909 (7-10) Coach E.R. Wingard

Miss. State W, 7-4

Miss. State L, 7-10

Miss. State W, 7-3

Miss. State W, 3-0

Miss. State L, 1-4

Miss. State L, 0-1

at Jefferson Mil. Acad. L, 1-5

at Jefferson Mil. Acad. W, 2-1

at Jefferson Mil. Acad. L, 5-6

at Mississippi L, 1-7

at Mississippi Loss

at Mississippi W, 5-3

at Miss. College L, 1-4

at Miss. College L, 0-3

at Miss. College L, 2-3

Nashville U. W, 9-3

Nashville U. W, 2-0

1910 (7-9) Coach J.W. Mayhew

Miss. College W, 5-2

Miss. College L, 3-7

Miss. College L, 2-5

at Mississippi W, 2-1

at Mississippi L, 5-8

at Mississippi W, 3-1

at Union L, 1-2

at Union W, 3-0

at Centenary W, 16-4

at Centenary W, 5-0

at Centenary L, 2-13

at Louisiana Tech L, 0-1

at Louisiana Tech L, 0-2

at Louisiana Tech W, 5-2

Texas A&M L, 0-2

Texas A&M L, 1-6

1911 (8-7) Coach J.W. Mayhew

Tulane W, 3-2

Tulane L, 5-6

Miss. College L, 3-8

Miss. College W, 8-2

Miss. College W, 5-3

Mississippi W, 5-4

Mississippi W, 11-6

Mississippi W, 4-2

at Tulane L, 3-5

at Tulane L, 2-3

Miss. College L, 0-3

Miss. College W, 4-0

at Miss. State L, 0-1

at Miss. State W, 2-1

at Miss. State L, 0-5

1912 (8-6) Coach Bob Pender

SW Louisiana W, 8-4

SW Louisiana W, 19-2

Miss. College L, 4-6

Miss. College W, 11-1

Cleveland (NL) L, 0-13

at Tulane L, 1-5

at Tulane W, 6-3

at Miss. College W, 5-4

at Miss. State L, 5-6

at Miss. State L, 3-5

at Miss. State L, 0-2

Tulane W, 5-3

Tulane W, 9-6

U.S.S. Nebraska W, 2-1

1913 (7-11) Coach Bob Pender

Jefferson Coll. W, 7-1

Detroit (AL) L, 0-17

Detroit (AL) L, 5-13

SW Louisiana W, 4-3

SW Louisiana W, 8-4

Tulane W, 4-2

Tulane W, 12-2

at Texas L, 6-13

at Texas L, 3-10

at Southwestern (Texas) W, 9-3

at Southwestern (Texas) L, 1-10

at Texas A&M L, 9-11

Miss. State L, 2-10

Miss. State L, 4-7

Miss. State L, 7-1

at Tulane L, 0-2

Tulane L, 3-4

Southwestern (Texas) W, 8-6

1914 (4-8) Coach Doc Stroud

SW Louisiana W, 6-5

Mississippi L, 1-3

Mississippi Loss

La. College W, 18-2

Tulane L, 0-3

Tulane L, 5-13

at Natalbany Reds (S-Pro) L, 2-7

at Rice L, 3-5

at Rice L, 6-9

at SW Louisiana L, 0-10

at St. Charles Coll. W, 5-1

Tulane W, 5-4

1915 (10-9-1) Coach Doc Stroud

Detroit (AL) L, 3-9

Loyola W, 10-2

Loyola W, 12-1

Jefferson College W, 7-6

Jefferson College T, 3-3

SW Louisiana W, 7-1



SW Louisiana	L, 4-9
Donaldsonville	W, 8-3
at Millsaps	W, 6-5
Tulane	W, 6-5
Tulane	W, 19-1
at Mississippi	L, 1-3
at Mississippi	W, 3-2
at Miss. State	L, 1-2
at Miss. State	L, 1-4
at Alabama	L, 4-10
at Alabama	L, 2-9
at Miss. College	W, 6-4
at Tulane	L, 1-2
at Tulane	L, 0-7

1916 (15-8) Coach Doc Stroud

Jefferson College	L, 1-2
Jefferson College	W, 7-4
Millsaps	W, 18-2
Miss. College	W, 3-2
Miss. College	W, 13-2
New York (NL)	L, 1-4
Illinois	W, 1-0
Illinois	W, 4-3
at SW Louisiana	W, 1-0
at St. Charles College	W, 14-4
at Rice	W, 3-0
at Rice	W, 1-0
at Texas A&M	L, 0-1
at Texas A&M	L, 3-6
at Baylor	W, 4-1
at Baylor	L, 8-11
Alabama	L, 8-9
Alabama	L, 2-3
Tulane	W, 2-0
Tulane	W, 14-8
Tulane	W, 16-1
Tulane	L, 2-6
Bogalusa (Pro)	W, 6-2

1917 (7-4-2) Coach Doc Stroud

at Jefferson College	L, 1-2
St. Charles College	W, 6-0
St. Charles College	W, 5-2
Texas A&M	T, 3-3
at Texas A&M	L, 3-6
at Jefferson College	W, 4-1
Jefferson College	W, 7-3
Illinois	W, 1-0
Illinois	W, 3-1
at Miss. State	T, 0-0
at Miss. State	L, 2-5
at Alabama	L, 2-12
at Alabama	W, 13-2

1918 (8-4) Coach Doc Stroud

Jefferson College	W, 5-0
at Jefferson College	W, 7-0
at Jefferson College	W, 15-8
U.S.N.R. (N.O.)	L, 1-4
Miss. State	L, 1-2
Miss. State	W, 11-5
at Alabama	L, 0-2
at Alabama	W, 5-2
at Miss. State	W, 1-0
at Miss. State	W, 1-0
at Alabama	L, 2-4
at Alabama	W, 1-0

1919 (12-4) Coach Doc Stroud

Jefferson College	W, 2-1
Jefferson College	W, 9-0
La. College	W, 9-0
La. College	W, 8-0
K. of C. (B.R.)	W, 8-1
SW Louisiana	W, 10-3
SW Louisiana	W, 12-0
Miss. College	W, 17-0
Miss. College	W, 8-2
Stanocolas (B.R.)	W, 7-3
at Tulane	L, 1-5
at Miss. College	W, 9-5
at Miss. State	L, 0-5
at Alabama	L, 1-2
at Alabama	L, 0-9
Tulane	W, 7-1

1920 (10-8-1) Coach Doc Stroud

U.S. Marine (3rd Div.)	L, 1-8
Jefferson College	W, 5-2
Jefferson College	L, 2-5
at Millsaps	W, 9-0
at Mississippi	L, 0-2
at Mississippi	L, 4-5
Spring Hill	W, 4-1
Spring Hill	W, 5-0
Millsaps	W, 5-1
Millsaps	W, 3-2
Alabama	L, 1-6
Alabama	L, 4-5
at Miss. State	W, 4-2
at Meridian (CSL)	W, 11-4
at Alabama	L, 0-4
at Alabama	L, 1-4
La. Tech	W, 4-3
La. Tech	W, 4-0
Stanocolas (BR)	T, 2-2

1921 (9-11-1) Coach Doc Stroud

Jefferson College	W, 10-4
Jefferson College	W, 10-1
Spring Hill	L, 15-16
Indianapolis (Pro)	L, 0-10
Mississippi	W, 5-4
Mississippi	L, 3-4
Miss. State	L, 0-1
Miss. State	L, 0-6
Miss. College	W, 4-1
Miss. College	W, 5-2
Hattiesburg Normal	L, 2-3
Alabama	L, 0-4
Alabama	W, 5-4
Miss. College	T, 3-3
Miss. College	W, 4-2
Miss. College	L, 0-1
Miss. College	L, 0-2
Spring Hill	W, 11-0
Spring Hill	L, 1-3
Stanocolas (B.R.)	W, 12-1
Stanocolas (B.R.)	L, 3-8

1922 (7-6) Coach Branch Bocock

Miss. College	L, 1-7
Miss. State	L, 5-9
Miss. State	W, 5-4
New Orleans (S.L.)	L, 0-15
at Loyola N.O.	W, 12-5
at Loyola N.O.	L, 1-4
Mississippi	W, 8-3

Mississippi	W, 4-1
Texas	L, 3-5
Texas	W, 9-0
at Miss. College	W, 4-1
at Miss. College	L, 3-4
at Alabama	W, 8-6

1923 (8-9-2) Coach Branch Bocock

Mississippi	L, 1-2
Mississippi	W, 3-2
at Miss. College	W, 4-1
at Miss. College	L, 3-8
at Miss. State	L, 2-8
at Miss. State	L, 1-2
Illinois	L, 3-13
Illinois	T, 6-6
Spring Hill	W, 4-1
Alabama	L, 6-9
Alabama	L, 4-5
at Tulane	W, 4-2
at Tulane	L, 3-6
at Spring Hill	L, 0-6
at Spring Hill	W, 12-6
at St. Stanislaus	W, 5-2
at St. Stanislaus	W, 13-7
Tulane	W, 6-5
Tulane	T, 6-6

1924 (4-9) Coach Moon Ducote

at SW Louisiana	W, 11-1
at SW Louisiana	W, 9-4
Miss. State	L, 5-14
Spring Hill	W, 5-3
Spring Hill	L, 3-13
Illinois	L, 4-8
Illinois	L, 5-6
Miss. College	L, 2-3
Miss. College	L, 4-6
Tulane	L, 3-7
Tulane	W, 4-3
at Tulane	L, 4-8
at Tulane	L, 1-2

1925 (5-9-2) Coach Mike Donahue

Stanocolas	W, 5-2
SW Louisiana	L, 4-9
Stanocolas	W, 7-2
Stanocolas	T, 9-9
Chicago (AL)	L, 7-17
Iowa	L, 3-4
Iowa	T, 4-4
at Tulane	L, 5-6
at Tulane	L, 6-7
Tulane	W, 7-4
Tulane	W, 14-7
at Miss. State	L, 4-10
at Miss. State	L, 6-17
at La. Tech	L, 3-6
at La. Tech	W, 27-6
at La. Tech	L, 2-7

1926 (10-6-1) Coach Mike Donahue

B.R. YMCA	W, 6-0
Miss. State	L, 4-12
Indiana	W, 17-11
Indiana	T, 3-3
at SW Louisiana	W, 9-2
at Miss. State	L, 3-1
at Miss. State	W, 9-7

at Mississippi	L, 2-5
at Mississippi	L, 2-5
Tulane	W, 2-0
at Tulane	L, 2-4
at Tulane	W, 4-2
at La. Normal	W, 3-2
at La. Normal	W, 6-3
La. Tech	W, 9-3
La. Tech	L, 1-4
La. Tech	W, 1-0

1927 (8-6) Coach Harry Rabenhorst

SW Louisiana	W, 6-0
SW Louisiana	W, 3-2
at La. Tech	W, 7-2
at Centenary	L, 2-6
at Centenary	L, 3-5
at Loyola N.O.	W, 11-4
at Loyola N.O.	L, 7-9
Loyola N.O.	W, 5-0
Loyola N.O.	W, 11-5
Alabama	L, 1-6
Alabama	L, 1-2
Stanocolas	L, 5-6
Tulane	W, 7-1
Tulane	W, 4-0

1928 (7-11) Coach Harry Rabenhorst

Stanocolas	L, 2-3
Stanocolas	W, 6-4
Iowa	L, 1-13
Iowa	L, 0-3
Notre Dame	L, 3-5
at Tulane	L, 4-7
at Alabama	W, 1-0
at Alabama	L, 3-7
Miss. State	W, 1-0
Miss. State	L, 0-12
at Loyola N.O.	W, 12-4
at Loyola N.O.	W, 9-8
Tulane	W, 7-6
Tulane	L, 3-6
La. Normal	W, 13-0
La. Normal	L, 2-10
Louisiana Tech	L, 13-14
Louisiana Tech	L, 3-7

1929 (3-6) Coach Harry Rabenhorst

Illinois	L, 4-7
Illinois	W, 9-6
Alabama	L, 2-9
Alabama	L, 0-1
Mississippi	L, 0-7
at Tulane	W, 8-6
at Tulane	0-3
Tulane	L, 6-7
Tulane	W, 5-4

1930 (6-8) Coach Harry Rabenhorst

Miss. S.C.	W, 6-5
Baton Rouge (CSL)	Loss
at Miss. State	L, 4-8
at Miss. State	L, 4-8
at Alabama	L, 3-18
at Alabama	L, 0-5
at Mississippi	Loss
at Mississippi	Loss
Spring Hill	L, 5-6
Spring Hill	W, 5-4

INTRO

THIS IS LSU

PREVIEW

TIGERS

COACHES

REVIEW

HISTORY

RECORDS

LSU



at Tulane	W, 8-4
at Tulane	W, 12-4
Tulane	W, 12-4
Tulane	W, 10-1

1931 (3-6-1) Coach Harry Rabenhorst

Minnesota	W, 6-4
Alabama	L, 1-7
Alabama	T, 18-18
Miss. State	W, 7-3
Miss. State	L, 2-8
at Miss. State	W, 2-1
at Alabama	L, 3-13
Baton Rouge (CSL)	L, 6-9
Mississippi	L, 3-5
Mississippi	L, 5-7

1932 (4-7-1) Coach Harry Rabenhorst

Miss. State	W, 7-6
Miss. State	L, 6-8
at Alabama	L, 0-7
at Alabama	L, 5-28
at Miss. State	L, 0-12
at Miss. State	L, 10-13
Alabama	L, 4-9
Alabama	T, 3-3
Baton Rouge (CSL)	Loss
Tulane	W, 7-1
Tulane	W, 6-2
Tulane	W, 11-10

1933 (3-7) Coach Harry Rabenhorst

Miss. State	L, 0-3
Miss. State	L, 2-9
Louisiana Tech	L, 0-12
Louisiana Tech	W, 11-2
at Miss. State	L, 0-1
at Miss. State	W, 17-5
Baton Rouge (CSL)	L, 0-12
Baton Rouge (CSL)	W, 8-4
at Louisiana Tech	L, 8-9
at Louisiana Tech	L, 2-4

1934 (6-8-1) Coach Harry Rabenhorst

Longview	L, 3-4
Alabama	L, 1-13
Alabama	L, 1-15
Miss. State	L, 2-11
Louisiana Tech	W, 6-0
Louisiana Tech	L, 3-4
Baton Rouge (CSL)	T, 2-2
at Miss. S.C.	W, 10-9
Miss. S.C.	L, 6-25
at Alabama	L, 7-10
at Alabama	L, 8-13
Mississippi	W, 10-6
Mississippi	W, 6-5
at Louisiana Tech	W, 5-0
at Louisiana Tech	W, 6-1

1935 (8-7) Coach Harry Rabenhorst

Purdue	W, 4-3
Purdue	W, 11-1
Alabama	L, 0-10
Alabama	W, 3-2
at Opelousas (Pro)	L, 1-3
at Alabama	L, 0-6
at Alabama	L, 2-3

at Miss. State	L, 5-15
at Miss. State	L, 5-6
Miss. State	W, 5-2
Miss. State	L, 2-16
Mississippi	W, 1-0
Mississippi	W, 5-4
Louisiana Tech	W, 5-4
Louisiana Tech	W, 9-6

1936 (15-4) Coach Harry Rabenhorst

Miss. College	W, 11-4
Miss. College	W, 6-5
Minnesota	W, 13-6
Minnesota	W, 12-1
Alabama	W, 6-3
Alabama	L, 5-11
Miss. State	W, 6-0
at Auburn	W, 6-4
at Auburn	W, 16-4
at Lanier H.S.	W, 23-2
at Alabama	L, 8-9
at Alabama	L, 8-10
at Miss. State	L, 3-4
at Miss. State	W, 3-2
at Louisiana Tech	W, 13-1
at Louisiana Tech	W, 6-1
at Monroe All-Stars	W, 8-0
Mississippi	W, 8-1
Mississippi	W, 28-7

1937 (12-14) Coach Harry Rabenhorst

Southeastern La.	L, 1-10
Miss. College	W, 6-0
Miss. College	W, 7-0
Iowa	W, 5-4
Iowa	W, 6-4
Miss. State	L, 1-5
Miss. State	L, 4-10
Northwestern III.	L, 1-3
Northwestern III.	W, 6-5
Alabama	L, 2-15
Alabama	L, 3-13
at Miss. State	L, 4-5
at Miss. State	L, 2-13
at Alabama	L, 1-9
at Alabama	L, 0-15
Louisiana Tech	W, 6-1
Louisiana Tech	L, 5-9
Tulane	W, 17-13
Tulane	W, 10-5
at Mississippi	L, 0-16
Mississippi	W, 6-3
Mississippi	L, 5-11
at Tulane	W, 11-10
at Tulane	W, 7-6
at Louisiana Tech	L, 4-6
at Louisiana Tech	W, 4-2

1938 (7-8-1) Coach Harry Rabenhorst

Minnesota	L, 5-6
Essos	L, 2-5
Alabama	L, 6-7
Northwestern III.	W, 7-6
Northwestern III.	W, 6-4
at Mississippi	T, 0-0
at Alabama	L, 4-5
at Alabama	L, 5-12
at Miss. State	L, 1-4
at Miss. State	W, 8-1
Louisiana Tech	W, 12-7

Louisiana Tech	W, 7-1
Mississippi	L, 3-4
Mississippi	W, 11-5
Tulane	L, 6-8
Tulane	W, 17-7

1939 (22-6) Coach Harry Rabenhorst SEC Champions

NY Giant Yannigens	W, 20-2
Minnesota	W, 7-4
Minnesota	W, 6-3
Minnesota	W, 4-0
Minnesota	W, 6-0
at Abbeville	L, 2-18
Northwestern III.	W, 8-5
Northwestern III.	L, 2-6
Mississippi	L, 5-8
Mississippi	W, 8-0
Alabama	W, 9-2
Alabama	W, 4-3
N. Illinois Tech	W, 18-6
Miss. State	W, 8-3
Miss. State	W, 4-1
at Alabama	W, 8-7
at Alabama	L, 9-10
at Miss. State	W, 5-4
at Tulane	W, 11-3
at Tulane	W, 10-1
Tulane	W, 16-0
at Essos (Semi-pro)	W, 4-0
at Northwestern III.	W, 6-1
at Northwestern III.	W, 20-12
at Minnesota	L, 2-9
at Minnesota	L, 2-3
at Minnesota	W, 5-0
at Luther College	W, 4-3

1940 (16-5) Coach Harry Rabenhorst

New Orleans (Pro)	W, 5-4
Northwestern III.	W, 10-1
Northwestern III.	W, 4-0
Minnesota	W, 7-4
Minnesota	W, 5-1
Illinois	L, 1-2
Illinois	W, 2-0
Alabama	L, 4-6
Alabama	L, 4-7
Miss. State	W, 7-0
Miss. State	W, 8-2
at Alabama	L, 4-7
at Miss. State	W, 21-5
at Mississippi	W, 6-3
at Mississippi	W, 4-1
Mississippi	W, 3-0
Mississippi	W, 4-0
Tulane	W, 17-1
Tulane	W, 10-1
at Tulane	L, 4-5
at Tulane	W, 9-1

1941 (10-13) Coach Harry Rabenhorst

Minnesota	W, 2-1
Minnesota	W, 2-1
Nashville (Pro)	L, 1-5
Illinois	L, 2-7
Illinois	W, 6-5
Miss. State	L, 0-14
Miss. State	W, 10-2
Northwestern III.	W, 10-8
Iowa	W, 3-2

Iowa	L, 2-3
Alabama	W, 7-6
Alabama	W, 10-5
at Alabama	L, 2-3
at Alabama	L, 5-10
Miss. State	L, 1-4
Miss. State	L, 4-5
Tulane	W, 4-0
Tulane	L, 2-7
at Tulane	W, 2-1
at Tulane	L, 1-3
Ole Miss	L, 2-3
Ole Miss	L, 3-4
at Essos (Pro)	L, 3-4

1942 (9-9) Coach Harry Rabenhorst

Nashville (Pro)	L, 3-4
at Essos (Pro)	L, 4-5
Nashville (Pro)	W, 11-3
at Pensacola Naval	L, 4-7
at Pensacola Naval	W, 9-6
Miss. State	L, 0-1
Miss. State	W, 3-2
at Essos (Pro)	L, 3-14
Alabama	L, 3-11
Alabama	L, 3-9
at Miss. State	W, 4-1
at Miss. State	L, 3-26
at Tulane	W, 5-4
at Tulane	L, 6-7
Tulane	W, 9-2
Tulane	W, 13-2
at Mississippi	W, 12-1
at Mississippi	W, 4-1

1943 (13-8) Coach A.L. Swanson SEC Champions

at Camp Livingston	L, 1-4
at Camp Livingston	L, 8-10
at New Orleans Naval	L, 2-3
Miss. State	W, 6-3
Miss. State	W, 4-0
Mississippi	W, 4-1
Mississippi	W, 6-0
at Camp Shelby	W, 15-1
at Alabama	W, 2-1
at Alabama	L, 1-6
at Miss. State	W, 16-5
at Miss. State	L, 5-6
at Mississippi	W, 6-1
at Mississippi	W, 6-4
at Selman Field	W, 11-7
at Camp Livingston	L, 6-10
at Tulane	W, 7-3
at Tulane	W, 7-3
Tulane	W, 5-4
Tulane	L, 3-8
New Orleans Naval	L, 3-11

1944 (4-8) Coach A.L. Swanson

at Camp Livingston	L, 4-5
at Camp Livingston	L, 1-10
Lake Charles Air Base	W, 4-2
at Selman Field	L, 1-4
at Selman Field	L, 3-10
SW Louisiana	L, 3-6
Hardin Field	L, 0-2
at Tulane	W, 5-3
at Tulane	L, 3-8
at SW Louisiana	W, 9-5



Tulane	W, 3-1
Tulane	L, 0-1

1945 (11-7) Coach A.L. Swanson

Algiers Naval	W, 10-0
Alexandria Air Base	W, 2-1
Keesler Field	W, 8-4
Selman Field	W, 6-2
Tulane	W, 7-5
Tulane	L, 6-10
Tulane	W, 5-1
Alexandria Air Base	L, 2-6
Alabama	L, 5-11
Alabama	W, 16-9
Miss. State	W, 6-0
Miss. State	W, 14-0
Selman Field	L, 2-18
Camp Shelby	L, 5-6
Keesler Field	L, 3-7
BR All Stars	W, 2-0
BR All Stars	L, 3-7

1946 (10-5) Coach Harry Rabenhorst SEC Champions

Trout-Goodpine	W, 3-2
Miss. State	W, 21-0
Miss. State	W, 19-1
Mississippi	L, 3-4
Mississippi	L, 5-6
Miss. State	W, 9-6
Miss. State	W, 12-1
Alabama	W, 4-3
Alabama	W, 13-2
Alabama	L, 2-5
Alabama	W, 7-2
Pensacola Naval	L, 2-3
Pensacola Naval	L, 0-7
Tulane	W, 7-4
Tulane	W, 4-2

1947 (10-9-1) Coach Harry Rabenhorst

Southeastern La.	W, 16-5
Northwestern Ill.	L, 12-13
Louisiana Tech	W, 9-8
Louisiana Tech	W, 6-3
Iowa	T, 6-6
Iowa	L, 1-6
Miss. State	L, 5-9
Miss. State	W, 5-4
Illinois Wesleyan	W, 11-8
N. Ill. St. Teachers	W, 21-7
Alabama	L, 2-4
Miss. State	W, 13-3
Miss. State	L, 4-7
Alabama	L, 2-4
Alabama	W, 4-3
Keesler Field	W, 8-0
Tulane	W, 15-3
Tulane	L, 2-9
Tulane	L, 3-5
Tulane	L, 2-7

1948 (7-14-1) Coach Harry Rabenhorst

Illinois	L, 0-7
Illinois	T, 3-3
Northwestern Ill.	L, 4-5
Keesler Field	W, 17-8
at Houma	W, 14-10
N. Ill. St. Teachers	W, 3-2

Miss. State	L, 3-5
Miss. State	W, 17-16
Alabama	L, 2-5
Alabama	W, 8-7
at Miss. State	L, 2-6
at Miss. State	L, 8-15
at Alabama	L, 0-13
at Alabama	L, 3-5
at Keesler Field	L, 2-6
at Mississippi	W, 6-5
at Mississippi	L, 10-17
at Tulane	L, 8-11
Tulane	L, 4-5
Tulane	L, 4-6
Tulane	W, 7-6
SW Louisiana	L, 6-10

1949 (6-11) Coach Harry Rabenhorst

Keesler Field	L, 1-5
Illinois Wesleyan	L, 2-8
BR Red Sticks (Pro)	W, 8-7
Miss. State	L, 7-9
Miss. State	L, 7-9
at Alabama	W, 4-0
at Alabama	L, 4-5
at Miss. State	L, 2-7
at Miss. State	L, 4-16
Alabama	L, 6-8
Alabama	L, 0-8
Mississippi	W, 8-2
Mississippi	W, 5-3
Tulane	W, 15-3
Tulane	W, 2-1
at Tulane	L, 4-5
at Tulane	L, 3-4

1950 (5-9-1) Coach Harry Rabenhorst

Keesler Field	W, 10-2
Miss. State	W, 11-2
Alabama	L, 4-5
Alabama	L, 3-5
Purdue	W, 8-4
Purdue	W, 4-1
at Alabama	L, 3-5
at Alabama	L, 11-15
at Miss. State	W, 4-3
at Miss. State	L, 2-5
at Miss. State	L, 1-7
BR Essos	L, 0-3
at BR Essos	L, 5-10
at Tulane	L, 6-8
at Tulane	T, 2-2

1951 (10-6) Coach Harry Rabenhorst

Illinois	W, 3-2
Illinois	W, 2-1
Illinois Wesleyan	W, 18-6
Alabama	L, 5-8
Alabama	W, 5-1
Auburn	W, 5-2
Auburn	W, 3-0
BR Red Sticks	W, 11-7
at Mississippi	L, 2-8
at Mississippi	L, 1-4
at Miss. State	W, 16-2
Mississippi	W, 6-5
at Tulane	L, 6-17
at Tulane	L, 3-5
Tulane	L, 1-2
Tulane	W, 7-3

1952 (9-11) Coach Harry Rabenhorst

Southern Illinois	L, 3-7
Crowley Millers	W, 6-5
at Alabama	L, 0-2
at Alabama	L, 2-11
at Auburn	L, 4-5
at Auburn	L, 6-7
Mississippi	W, 6-1
Mississippi	L, 2-9
BR Red Sticks	W, 10-2
at Crowley Millers	L, 8-13
Miss. State	W, 4-0
Miss. State	W, 10-9
at Miss. State	W, 7-6
at Miss. State	L, 7-8
at Mississippi	W, 8-5
at Mississippi	W, 6-5
Tulane	W, 4-3
Tulane	L, 8-11
at Tulane	L, 1-3
at Tulane	L, 10-18

1953 (8-10) Coach Harry Rabenhorst

Auburn	L, 5-6
Auburn	W, 11-7
at Loyola	W, 17-13
Loyola	L, 3-5
Mississippi	W, 10-9
Mississippi	W, 10-6
Miss. State	L, 0-13
Miss. State	L, 1-2
Alabama	W, 10-1
Alabama	W, 11-2
at Mississippi	L, 2-10
at Miss. State	L, 7-16
at Miss. State	W, 11-4
at Tulane	L, 7-8
at Tulane	L, 1-3
Ponchatoula Athletics	L, 11-12
Tulane	W, 10-4
Tulane	L, 7-8

1954 (8-11) Coach Harry Rabenhorst

SE Louisiana	W, 6-3
Miss. State	L, 6-7
Miss. State	W, 7-4
at Loyola	W, 15-8
at Tulane	L, 0-4
at Tulane	L, 9-14
Cincinnati	L, 4-10
at Miss. State	L, 1-7
at Miss. State	L, 1-2
at Alabama	L, 8-13
at Alabama	W, 9-6
Loyola	W, 6-5
at Mississippi	L, 0-10
Vanderbilt	L, 3-5
Vanderbilt	W, 13-3
Mississippi	W, 6-3
Mississippi	W, 7-0
Tulane	L, 1-5
Tulane	L, 1-3

1955 (6-17) Coach Harry Rabenhorst

at Shell Oilers	L, 2-5
at Florida State	L, 3-5
at Florida Southern	L, 4-6
at Florida Southern	W, 6-4
Shell Oilers	W, 11-4
Mississippi	L, 2-6

Mississippi	L, 3-16
at Miss. State	W, 9-4
at Miss. State	L, 2-3
at Alabama	L, 2-7
BR Red Sticks	L, 8-12
Loyola	L, 3-10
Alabama	L, 3-10
Alabama	L, 1-3
at Mississippi	L, 3-9
at Mississippi	L, 2-3
Miss. State	L, 0-12
Miss. State	L, 10-13
at Loyola	L, 6-8
Tulane	W, 4-3
Tulane	W, 12-6
at Tulane	L, 7-8
at Tulane	W, 5-3

1956 (9-11) Coach Harry Rabenhorst

SE La. College	L, 7-13
Shell Oilers	W, 6-5
Alabama	W, 1-0
Alabama	L, 1-2
Alabama	L, 5-8
at Mississippi	W, 2-1
at Mississippi	L, 2-8
at Mississippi	L, 0-11
at Centenary	L, 1-2
Tulane	W, 5-4
Tulane	L, 6-8
at Vanderbilt	L, 7-10
at Vanderbilt	W, 14-2
at Vanderbilt	W, 13-4
Mississippi State	W, 3-0
Mississippi State	L, 1-10
Mississippi State	L, 1-10
Mississippi State	W, 5-2
Loyola	W, 10-4
at Tulane	L, 1-7
at Tulane	L, 8-10

1957 (8-11) Coach Ray Didier

SE Louisiana	W, 11-2
Alabama	W, 3-2
Alabama	L, 0-2
Mississippi	W, 9-1
Mississippi	L, 0-4
Mississippi	L, 5-6
SE Louisiana	L, 3-11
Shell Oilers	L, 1-6
Loyola	L, 4-12
Tulane	L, 5-8
Vanderbilt	L, 7-8
Vanderbilt	W, 3-1
Vanderbilt	L, 0-2
Centenary	W, 7-5
Mississippi State	L, 1-4
Mississippi State	L, 1-4
Mississippi State	W, 2-0
Tulane	W, 4-1
Tulane	W, 1-0

1958 (14-11) Coach Ray Didier

Southwestern La.	L, 2-8
Southern Illinois	W, 5-4
Southern Illinois	L, 4-5
Southern Illinois	W, 13-10
Mississippi State	L, 2-5
Mississippi State	W, 7-3
Alabama	L, 1-6

INTRO

THIS IS LSU

PREVIEW

TIGERS

COACHES

REVIEW

HISTORY

RECORDS

LSU



INTRO

THIS IS LSU

PREVIEW

TIGERS

COACHES

REVIEW

HISTORY

RECORDS

LSU

Alabama	W, 9-3
N. Illinois	L, 3-5
Southwestern (Memphis)	W, 8-7
Southeastern La.	L, 10-11
Tulane	W, 7-4
Tulane	W, 5-4
Mississippi	L, 1-5
Loyola	W, 6-2
Mississippi	W, 2-1
Mississippi	L, 4-5
Alabama	L, 8-11
Alabama	L, 4-6
Southwestern La.	W, 5-2
Tulane	W, 16-14
Tulane	W, 6-0
Loyola	L, 5-6
Mississippi State	W, 3-1
Mississippi State	W, 7-5

1959 (16-17) Coach Ray Didier

Loyola	W, 14-10
Southwestern	W, 7-0
at Southwestern	L, 4-8
N. Illinois	W, 3-1
S. Illinois	L, 6-11
Northeast La.	L, 0-2
Northeast La.	L, 15-16
Northeast La.	L, 2-7
Northeast La.	W, 6-1
Mississippi State	W, 10-0
at Mississippi State	L, 0-7
Northwestern	W, 8-3
Oklahoma	L, 3-4
Wheaton	W, 21-4
Mississippi	L, 0-7
Mississippi	W, 8-5
Mississippi State	L, 6-8
Mississippi State	W, 6-4
Alabama	W, 4-3
Alabama	L, 3-8
Mississippi State	L, 2-3
Mississippi State	L, 3-4
Loyola	W, 5-4
Alabama	W, 5-1
Alabama	W, 9-3
at Mississippi	L, 4-7
at Mississippi	L, 5-9
at Southwestern	L, 1-2
Tulane	L, 7-9
Tulane	W, 6-1
Southwestern	W, 7-5
at Tulane	W, 4-3
at Tulane	L, 2-3

1960 (15-14) Coach Ray Didier

at Loyola	L, 9-12
Southwestern	W, 9-1
Southeastern	W, 7-5
N. Illinois	W, 11-0
N. Illinois	W, 5-1
Mississippi	W, 5-4
Mississippi	L, 3-5
Alabama	W, 5-2
at Mississippi State	L, 5-6
at Mississippi State	W, 8-7
at Mississippi	L, 0-7
at Mississippi	L, 2-13
Loyola	L, 1-5
at Southeastern	L, 1-11
Arkansas	W, 5-1
Mississippi State	W, 6-4

Baylor	L, 0-3
at Northeast	W, 7-6
Southwestern State	W, 3-2
at Mississippi State	L, 1-2
at Mississippi State	L, 9-10
Arkansas	L, 5-11
Tulane	W, 10-0
at Tulane	W, 10-3
at Southwestern	W, 4-3
Tulane	W, 5-0
Tulane	L, 1-2
at Alabama	L, 5-6
at Alabama	L, 1-7

1961 (20-5) Coach Ray Didier SEC Champions

at Loyola	W, 4-3
Northeast La.	W, 10-4
Southwestern La.	W, 13-1
Mississippi State	W, 4-2
Mississippi State	L, 4-8
Mississippi	W, 4-3
Mississippi	W, 2-1
DePaul	W, 5-4
DePaul	W, 10-0
at Mississippi	W, 4-3
at Mississippi	L, 1-6
at Southeastern	W, 13-1
at Tulane	W, 13-3
at Tulane	L, 2-3
at Southwestern La.	W, 7-6
at Mississippi St.	W, 3-2
at Mississippi St.	W, 4-2
at Alabama	W, 16-3
at Alabama	L, 0-5
Loyola	L, 2-4
Alabama	W, 3-1
Tulane	W, 6-3
Tulane	W, 5-3
SEC PLAYOFFS	
at Auburn	W, 4-3
Auburn	W, 6-5

1962 (15-11-1) Coach Ray Didier

at Loyola	L, 2-7
at Loyola	L, 1-2
Northwestern U.	W, 5-1
Northern Illinois	W, 10-8
Northern Illinois	W, 3-0
Tulane	W, 4-0
Tulane	L, 3-8
Northeast La.	W, 5-0
Oklahoma	W, 5-4
at Mississippi	W, 3-2
at Mississippi	L, 3-7
at Alabama	L, 1-7
at Alabama	W, 4-0
Mississippi	W, 12-5
Mississippi	W, 7-1
Mississippi State	W, 4-3
Mississippi State	L, 3-5
Alabama	T, 4-4
Alabama	L, 2-3
Southeastern La.	L, 2-3
Loyola	W, 4-3
Loyola	L, 2-6
at Mississippi State	L, 2-3
at Mississippi State	L, 3-4
at Southeastern La.	W, 8-6
Tulane	W, 2-0
Tulane	W, 7-3

1963 (16-10) Coach Ray Didier

Southeastern La.	W, 7-5
Mississippi State	W, 2-1
at Loyola	W, 6-1
Illinois	W, 2-0
at Tulane	W, 2-1
at Tulane	L, 2-4
Northern Illinois	L, 5-6
Alabama	L, 3-14
Alabama	L, 6-13
Mississippi	L, 5-6
Mississippi	L, 3-7
at Mississippi State	W, 6-3
at Mississippi State	W, 4-1
Loyola	L, 1-5
Arkansas	W, 10-5
Arkansas	W, 10-2
at Mississippi	L, 4-5
at Mississippi	W, 10-3
at Alabama	W, 3-2
at Alabama	L, 3-10
at Loyola	L, 5-8
Mississippi State	W, 8-4
Mississippi State	W, 7-3
at Southeastern La.	W, 6-2
Tulane	W, 4-2
Tulane	W, 6-2

1964 (11-11-1) Coach Jim Waldrop

Southeastern La.	W, 7-5
Memphis State	W, 4-2
at Loyola	L, 0-4
Memphis State	W, 3-2
at Loyola	L, 0-7
Tulane	L, 0-3
Tulane	L, 1-3
Northern Illinois	L, 1-7
Northern Illinois	L, 0-5
Notre Dame	W, 9-2
Notre Dame	W, 8-7
Alabama	W, 5-4
Alabama	L, 4-5
Mississippi	L, 3-4
Mississippi	L, 1-3
Mississippi State	L, 5-11
Mississippi State	W, 5-2
at Loyola	W, 6-5
at Alabama	W, 7-3
at Southeastern La.	W, 4-3
at Mississippi State	L, 2-14
at Mississippi State	W, 14-4
at Tulane	W, 7-5

1965 (6-13) Coach Jim Waldrop

at Loyola	L, 3-4
Northern Illinois	W, 5-4
at Tulane	L, 4-6
at Tulane	L, 1-7
Loyola	L, 1-6
at Mississippi State	L, 2-5
at Alabama	L, 0-4
at Alabama	L, 2-11
Mississippi	L, 5-6
Mississippi	W, 8-5
MacMurray	W, 4-3
Mississippi State	W, 6-0
Mississippi State	L, 0-5
Alabama	L, 0-8
Alabama	L, 2-6
Tulane	W, 2-1
Tulane	W, 3-2

at Mississippi	L, 4-15
at Mississippi	L, 5-7

1966 (9-14) Coach Jim Smith

Delta State	W, 4-2
Delta State	L, 4-6
at Loyola	L, 5-7
Tulane	L, 2-15
Tulane	L, 2-3
at Mississippi	L, 4-6
at Mississippi	L, 4-5
at Mississippi State	L, 2-9
at Mississippi State	L, 0-3
Illinois State	W, 10-3
Mississippi	W, 9-7
Mississippi	L, 2-5
Alabama	W, 2-1
Alabama	L, 0-1
Mississippi State	L, 1-9
Mississippi State	L, 0-1
Florida State	W, 3-2
Florida State	L, 0-1
Loyola	W, 7-0
at Alabama	L, 0-5
at Alabama	L, 1-6
at Tulane	W, 2-0
at Tulane	W, 1-0

1967 (17-13) Coach Jim Smith

Kansas State	L, 0-1
Kansas State	L, 0-2
Texas Christian	L, 0-8
Texas Christian	W, 3-1
Southern Methodist	W, 5-1
Southern Methodist	W, 7-4
Northern Illinois	W, 6-4
Northern Illinois	W, 3-2
at Loyola	W, 9-0
Loyola	W, 7-0
at Mississippi State	L, 1-3
at Mississippi State	L, 1-3
at Mississippi State	W, 9-8
at Alabama	W, 3-2
at Alabama	L, 2-3
at Alabama	L, 4-7
Mississippi	L, 0-9
Mississippi	W, 6-3
Mississippi State	L, 0-2
Mississippi State	W, 6-3
Mississippi State	W, 5-3
at Tulane	L, 0-8
Tulane	W, 9-0
at Mississippi	L, 4-8
at Mississippi	W, 4-1
at Mississippi	L, 1-6
Alabama	W, 7-0
Alabama	W, 2-0
Alabama	W, 6-3
SEC WEST DIVISION PLAYOFF	
at Mississippi	L, 2-6

1968 (20-14) Coach Jim Smith

Loyola	W, 2-0
at Loyola	L, 0-2
Kansas State	W, 1-0
Kansas State	L, 1-3
Kansas State	W, 6-1
Kansas State	L, 1-6
at Tulane	W, 8-2
at Tulane	W, 5-1



Alabama	W, 3-1
Alabama	L, 0-1
Alabama	W, 10-1
Northeast La.	W, 5-1
Nicholls State	W, 4-0
USL	W, 8-0
Mississippi	L, 0-2
La. Tech	W, 4-0
at Mississippi	L, 2-5
at Mississippi	L, 2-5
at Mississippi	W, 8-5
at Mississippi State	W, 4-3
at Mississippi State	W, 4-2
at Mississippi State	L, 2-3
Mississippi	L, 0-4
Mississippi	W, 1-0
Mississippi	W, 5-1
Tulane	L, 0-1
Tulane	W, 5-2
Mississippi State	L, 3-6
Mississippi State	W, 3-0
Mississippi State	W, 4-3
at Alabama	W, 4-1
at Alabama	L, 0-1
at Alabama	L, 0-1
SEC WEST DIVISION PLAYOFF	
Alabama	L, 4-6

1969 (11-24) Coach Jim Smith

Loyola	W, 2-0
Nicholls State	W, 13-6
at Southeastern La.	L, 3-4
Southern Illinois	L, 0-3
Southern Illinois	L, 1-8
Southern Illinois	L, 2-4
Southeastern La.	L, 2-11
Kansas State	L, 2-9
Kansas State	L, 1-3
Kansas State	W, 4-2
Kansas State	W, 3-2
at Loyola	W, 4-0
Southeastern La.	L, 1-4
Nicholls State	L, 3-7
Northeast La.	L, 1-3
Northern Illinois	W, 1-0
at Alabama	L, 1-10
at Alabama	L, 0-1
at Alabama	L, 6-7
Mississippi	L, 3-7
Mississippi	L, 1-4
at Mississippi State	L, 2-4
at Mississippi State	W, 6-4
at Mississippi State	L, 2-3
at Mississippi	L, 0-2
at Mississippi	W, 3-2
at Mississippi	L, 4-6
Tulane	W, 4-3
Mississippi State	L, 0-3
Mississippi State	W, 5-3
Mississippi State	L, 4-10
at Tulane	L, 2-10
Alabama	L, 0-5
Alabama	L, 1-2
Alabama	W, 12-3

1970 (16-19) Coach Jim Smith

Nicholls State	L, 2-4
Louisiana Tech	L, 2-3
Memphis State	W, 5-4
Memphis State	W, 2-1
Memphis State	L, 7-13

at Nicholls State	L, 3-4
Northeast La.	W, 1-0
Southern	W, 2-0
Nicholls State	W, 3-2
Mississippi	L, 2-8
Northern Illinois	L, 4-12
Southwestern La.	L, 2-9
SLC	W, 7-5
Alabama	W, 4-1
Alabama	L, 3-4
Alabama	W, 1-0
SLC	W, 16-3
Loyola	W, 6-3
at Mississippi	L, 2-3
at Mississippi	L, 1-10
at Mississippi	L, 0-1
at Southern Mississippi	W, 5-2
at Mississippi State	L, 3-5
at Mississippi State	L, 1-3
at Mississippi State	L, 3-5
at Loyola	W, 8-5
Mississippi	W, 4-0
Mississippi	W, 9-0
Mississippi	L, 3-9
at Tulane	L, 3-4
Mississippi State	L, 0-5
Southern Mississippi	W, 6-2
at Alabama	W, 6-0
at Alabama	L, 5-6
at Alabama	L, 0-4

1971 (20-16) Coach Jim Smith

at Rice	L, 1-2
at Rice	W, 3-0
at Rice	L, 9-10
Louisiana Tech	L, 0-2
SLU	W, 11-10
Nicholls State	L, 1-2
Southern Mississippi	L, 0-8
Florida	W, 2-1
Florida	L, 0-5
Florida	W, 6-3
Nicholls State	L, 0-3
South Alabama	W, 7-4
at Loyola	W, 2-1
at Mississippi State	W, 2-0
at Mississippi State	W, 3-1
at Mississippi State	W, 9-1
at Tulane	W, 3-1
Mississippi State	L, 1-2
Mississippi State	L, 4-7
Mississippi State	L, 2-11
Loyola	L, 7-9
Mississippi	L, 1-6
Mississippi	W, 3-2
Mississippi	L, 2-6
at SLU	W, 7-6
at Mississippi	W, 10-3
at Mississippi	W, 9-4
at Mississippi	L, 2-7
Tulane	W, 8-0
at Alabama	W, 3-2
at Alabama	W, 11-1
at Mississippi	W, 7-2
at Southern Mississippi	L, 0-5
Alabama	L, 5-6
Alabama	L, 2-5
Alabama	W, 5-4

1972 (21-21) Coach Jim Smith

Rice	W, 3-0
Rice	W, 1-0
Rice	W, 4-2
Loyola	W, 4-0
Kansas State	W, 2-1
Kansas State	W, 7-2
Kansas State	L, 3-4
Kansas State	W, 5-4
Kansas State	W, 5-3
Oklahoma	W, 9-1
Oklahoma	L, 1-9
Tulane	W, 6-2
Oklahoma	W, 1-0
Oklahoma	L, 1-3
at South Alabama	L, 0-5
at South Alabama	L, 2-3
at South Alabama	L, 3-4
at USCGA	W, 11-2
at Mississippi	L, 1-2
at Mississippi	L, 2-5
at Mississippi	L, 2-3
Mississippi State	W, 4-2
Mississippi State	L, 0-1
Mississippi State	L, 3-4
South Alabama	L, 4-6
South Alabama	W, 6-4
South Alabama	L, 6-9
Alabama	W, 7-3
Alabama	W, 5-4
Alabama	L, 6-10
Southern Mississippi	W, 5-3
at Mississippi State	L, 1-4
at Mississippi State	W, 4-3
at Mississippi State	L, 1-2
at Loyola	L, 3-4
at Alabama	W, 6-2
at Alabama	L, 8-12
at Alabama	L, 4-8
at Tulane	L, 3-5
Mississippi	W, 4-3
Mississippi	L, 4-7
Mississippi	W, 7-3

1973 (18-13) Coach Jim Smith

at Southern Mississippi	W, 2-0
at Southern Mississippi	W, 2-1
at South Alabama	L, 1-10
at South Alabama	L, 0-10
Memphis State	L, 1-7
Memphis State	W, 5-1
Memphis State	W, 2-1
at Tulane	W, 4-3
Coast Guard	W, 16-2
Coast Guard	W, 9-1
Tulane	W, 5-4
Tennessee	W, 3-0
Tennessee	W, 10-7
Tennessee	L, 7-8
Oklahoma State	L, 1-4
Oklahoma State	L, 2-5
at Mississippi State	L, 0-1
at Mississippi State	L, 5-6
at Alabama	L, 3-6
at Alabama	W, 2-1
Mississippi State	W, 6-0
Mississippi State	W, 3-2
Mississippi State	W, 3-0
Alabama	L, 0-3
Alabama	W, 3-2
Alabama	L, 3-5
South Alabama	W, 7-5

South Alabama	W, 4-3
at Mississippi	L, 8-12
at Mississippi	L, 12-15
at Mississippi	W, 8-3

1974 (18-17) Coach Jim Smith

Vanderbilt	W, 10-5
Vanderbilt	W, 8-7
Vanderbilt	L, 3-7
Vanderbilt	L, 3-5
at South Alabama	L, 0-1
at South Alabama	L, 0-2
at Tulane	W, 2-1
Illinois State	L, 2-5
Illinois State	W, 3-1
Drake	L, 2-3
Drake	W, 4-1
Drake	W, 6-5
Drake	W, 3-2
Drake	W, 2-1
at Mississippi	W, 5-0
at Mississippi	L, 0-1
at Mississippi	L, 4-9
Mississippi State	L, 1-3
Mississippi State	W, 6-2
Mississippi State	W, 3-1
Alabama	L, 6-7
Alabama	W, 3-2
Alabama	W, 6-4
Illinois Wesleyan	W, 4-2
Illinois Wesleyan	L, 1-4
at Mississippi State	L, 0-1
at Mississippi State	L, 2-3
at Alabama	L, 2-3
at Alabama	L, 1-10
Tulane	W, 6-3
Mississippi	W, 4-1
Mississippi	W, 4-0
Mississippi	L, 0-8
Southern Mississippi	W, 8-7

1975 (40-16) Coach Jim Smith

SEC Champions

NCAA South Regional Participants

Houston	L, 2-12
Houston	W, 5-1
Houston	L, 3-10
Houston	L, 4-10
Vanderbilt	W, 6-4
Vanderbilt	L, 2-7
Vanderbilt	W, 10-0
Vanderbilt	W, 17-1
Memphis State	W, 4-2
Memphis State	W, 2-1
Memphis State	W, 4-3
Illinois State	L, 2-4
Illinois State	W, 5-1
Kentucky	W, 1-0
Kentucky	W, 6-1
at Michigan State	W, 9-6
at Miami, Fla.	W, 3-1
at Michigan State	L, 4-18
at Miami, Fla.	L, 2-9
at Miami, Fla.	L, 0-13
Colgate	W, 5-1
Colgate	W, 5-0
Colgate	W, 4-2
Colgate	W, 10-2
Mississippi	W, 5-1
Mississippi	W, 3-2
Mississippi	W, 8-1



INTRO

THIS IS LSU

PREVIEW

TIGERS

COACHES

REVIEW

HISTORY

RECORDS

LSU

Mississippi	W, 2-1
Wisconsin	W, 8-7
Wisconsin	L, 3-9
Wisconsin	L, 1-4
at Mississippi State	W, 11-0
at Mississippi State	W, 11-0
at Mississippi State	W, 5-4
at Mississippi State	W, 3-0
Tulane	W, 2-1
Alabama	L, 4-5
at Alabama	W, 6-5
at Alabama	L, 0-10
at Alabama	W, 4-2
at Tulane	L, 0-2
Mississippi State	W, 4-3
Mississippi State	W, 3-2
Mississippi State	W, 5-1
Mississippi State	W, 8-0
Alabama	W, 6-5
Alabama	W, 9-2
Alabama	W, 9-2
Alabama	W, 5-2
at Mississippi	L, 6-7
at Mississippi	W, 2-1
SEC PLAYOFFS	
Georgia	W, 6-5
at Georgia	W, 8-3
NCAA SOUTH REGIONAL	
STARKVILLE, MISS.	
vs. Murray State	W, 7-2
vs. Florida State	L, 2-4
vs. Miami, Fla.	L, 1-8

1976 (19-23) Coach Jim Smith

at Houston	L, 5-6
at Houston	W, 9-4
at Houston	L, 3-6
at Houston	L, 1-11
at South Alabama	L, 6-17
at South Alabama	W, 6-3
Nicholls State	L, 6-7
at Nicholls State	W, 3-2
Alabama	W, 4-0
Mississippi	L, 2-5
Alabama	W, 11-2
Northwestern St.	W, 10-1
Princeton	L, 1-
Princeton	W, 4-2
Princeton	W, 6-2
Ohio State	W, 8-6
Ohio State	L, 3-4
Mississippi	W, 5-3
Mississippi	W, 1-0
Mississippi	L, 2-4
at Mississippi State	L, 1-2
at Mississippi State	L, 5-6
at Mississippi State	L, 9-10
New Orleans	L, 3-10
Auburn	W, 4-3
Auburn	L, 2-5
Auburn	W, 3-2
at New Orleans	L, 2-9
Tulane	L, 1-2
at Alabama	W, 3-2
at Alabama	L, 0-1
at Alabama	L, 5-8
at Tulane	L, 1-5
Mississippi State	W, 4-1
Mississippi State	L, 0-2
Mississippi State	W, 4-2
at Mississippi	L, 0-2
at Mississippi	L, 1-6

at Mississippi	W, 5-4
at Auburn	W, 2-0
at Auburn	L, 1-5

1977 (17-27) Coach Jim Smith

Texas A&M	L, 0-15
Texas A&M	L, 1-2
Texas A&M	W, 9-2
Texas A&M	W, 4-2
at New Orleans	L, 5-6
Houston	L, 1-3
Nicholls State	L, 9-13
Nicholls State	W, 3-1
Miami, Fla.	W, 4-1
Miami, Fla.	W, 6-4
at Alabama	W, 17-10
at Alabama	L, 3-12
Illinois	W, 13-2
Illinois	W, 3-2
Illinois	W, 12-4
Mississippi	W, 7-5
Mississippi	L, 2-4
Mississippi	L, 1-4
at Auburn	L, 0-2
at Auburn	L, 2-10
at Auburn	L, 2-4
New Orleans	L, 4-6
Wisconsin	L, 3-10
Wisconsin	W, 4-1
at Tulane	L, 5-13
Illinois State	W, 2-0
Illinois State	L, 2-3
Wisconsin	W, 6-3
Wisconsin	W, 4-3
at Mississippi State	W, 11-8
at Mississippi State	L, 1-7
at Mississippi State	L, 1-7
Tulane	W, 5-2
Alabama	L, 2-3
Alabama	L, 4-7
Alabama	L, 4-10
at Mississippi	L, 1-5
at Mississippi	L, 4-5
at Mississippi	L, 4-10
Northwestern St.	W, 2-1
Auburn	W, 1-0
Auburn	L, 0-3
South Alabama	W, 5-4
South Alabama	L, 3-19

1978 (12-34) Coach Jim Smith

Texas A&M	L, 3-4
Texas A&M	L, 4-5
Texas A&M	L, 2-6
at Houston	L, 0-4
at Houston	W, 7-3
at Houston	L, 0-1
at Houston	L, 1-5
South Alabama	L, 2-4
South Alabama	L, 1-4
Miss. State	L, 1-2
Miss. State	W, 5-2
Miss. State	L, 1-4
Alabama	W, 3-2
Alabama	L, 0-3
Alabama	L, 2-16
at New Orleans	L, 0-7
at Mississippi	L, 2-3
at Mississippi	L, 1-2
at Mississippi	L, 7-27
Illinois St.	L, 7-9

Illinois St.	L, 0-4
Navy	W, 4-3
Navy	L, 4-7
Auburn	W, 1-0
Auburn	L, 0-3
Auburn	W, 1-0
at Tulane	W, 9-6
at Nicholls State	L, 5-6
at Nicholls State	L, 4-15
Tulane	L, 4-12
at Miss. State	L, 4-12
at Miss. State	L, 6-7
at Miss. State	L, 13-26
New Orleans	W, 4-3
at Alabama	L, 4-5
at Alabama	L, 1-8
at Alabama	L, 1-2
Nicholls State	L, 4-5
Mississippi	W, 3-2
Mississippi	W, 6-5
Mississippi	L, 4-5
Northwestern State	W, 3-0
Northwestern State	W, 2-1
at Auburn	L, 5-8
at Auburn	L, 4-5
at Auburn	L, 1-14

1979 (34-20) Coach Jack Lamabe

at Southwestern La.	W, 4-2
at Southwestern La.	W, 4-0
at Southwestern La.	W, 5-0
at Southwestern La.	W, 8-4
Nicholls St.	W, 9-3
Nicholls St.	W, 2-0
Miss. State	L, 1-3
Miss. State	W, 2-1
Navy	W, 13-5
at Southeastern La.	L, 8-15
at Southeastern La.	L, 1-4
at Mississippi	W, 11-2
at Mississippi	W, 1-0
Navy	W, 4-3
Illinois St.	W, 12-5
Southern Miss.	W, 1-0
Southern Miss.	W, 21-1
Alabama	L, 0-1
Alabama	W, 8-4
Alabama	W, 11-2
Wisconsin	W, 5-4
Wisconsin	W, 8-0
Wisconsin	W, 7-4
Louisville	W, 16-13
Auburn	W, 7-4
Auburn	W, 7-1
Auburn	W, 3-2
Northwestern La.	W, 3-0
Northwestern La.	W, 5-4
Tulane	W, 10-7
at Tulane	L, 1-2
at Southern Miss.	L, 1-6
at Southern Miss.	W, 14-10
New Orleans	L, 3-4
New Orleans	L, 3-5
Tulane	L, 3-4
at Miss. State	L, 0-5
at Miss. State	L, 2-5
at South Alabama	L, 3-10
at South Alabama	L, 5-12
Mississippi	L, 2-6
Mississippi	W, 3-1
Mississippi	W, 8-3
at New Orleans	W, 4-0

at New Orleans	W, 4-2
at Alabama	W, 4-2
at Alabama	W, 7-1
at Nicholls State	L, 5-6
at Auburn	L, 4-8
at Auburn	L, 4-9
at Auburn	W, 6-2

SEC TOURNAMENT STARKVILLE, MISS.

vs. Florida	W, 5-2
vs. Miss. State	L, 5-12
vs. Florida	L, 1-5

1980 (23-19) Coach Jack Lamabe

Nicholls State	L, 2-6
Nicholls State	W, 5-4
Southern Miss.	L, 7-11
Southern Miss.	W, 4-3
Ole Miss	L, 1-3
Ole Miss	L, 1-5
Ole Miss	W, 8-2
Illinois State	W, 6-0
Illinois State	W, 9-4
Illinois State	W, 13-2
Navy	L, 3-5
Navy	W, 9-6
Canisius	W, 7-0
Canisius	W, 10-2
Army	W, 11-8
Middle Tennessee	L, 5-8
Auburn	W, 8-2
Auburn	W, 10-5
at Alabama	L, 1-9
at Alabama	L, 3-8
at Alabama	W, 2-0
Tulane	W, 4-3
at Miss. State	W, 5-2
at Miss. State	W, 2-0
at Miss. State	L, 7-9
New Orleans	L, 3-4
New Orleans	L, 0-4
Northwestern La.	W, 5-3
Northwestern La.	W, 5-0
at Southern Miss.	W, 5-2
Northwestern La.	W, 5-0
at Southern Miss.	W, 5-2
at Southern Miss.	L, 4-5
at Auburn	L, 2-7
at Auburn	L, 2-3
at Auburn	L, 0-5
at Tulane	W, 8-7
at Tulane	L, 1-4
at Nicholls State	W, 7-4
at New Orleans	L, 1-5
at New Orleans	L, 1-3
Alabama	W, 2-1
Alabama	W, 4-3
Alabama	L, 2-4

1981 (23-30) Coach Jack Lamabe

at Southern Miss.	L, 4-5
at Southern Miss.	L, 7-8
Nicholls State	W, 7-3
Nicholls State	W, 3-0
at Miss. State	L, 1-15
at Miss. State	L, 2-5
at Tulane	L, 4-8
Tulane	W, 4-3
at Nicholls State	L, 7-8
Navy	W, 3-2
Navy	L, 5-7



Navy	W, 10-9
South Alabama	W, 7-6
South Alabama	L, 15-18
Wisconsin	W, 16-4
Bellarmine	W, 8-6
Illinois-Chicago	W, 20-3
Illinois-Chicago	W, 6-1
Auburn	L, 3-4
Auburn	W, 2-1
South Alabama	L, 4-6
at South Alabama	L, 3-6
Illinois-Chicago	W, 8-2
at Mississippi	W, 2-1
at Mississippi	L, 2-4
Tulane	W, 17-16
Cornell	W, 12-9
at Alabama	W, 5-1
at Alabama	L, 1-6
at Alabama	L, 0-8
New Orleans	L, 6-14
New Orleans	L, 10-11
at Tulane	W, 22-9
at Jacksonville	W, 9-6
at Florida	L, 3-6
at Jacksonville	L, 1-6
at Jacksonville	L, 8-9
Miss. State	L, 1-11
Miss. State	L, 2-7
Miss. State	L, 4-12
at New Orleans	L, 1-6
Southern Miss.	L, 2-5
Southern Miss.	W, 9-5
at Auburn	L, 3-4
at Auburn	W, 3-2
at Auburn	L, 4-12
New Orleans	L, 10-13
Mississippi	L, 3-17
Mississippi	W, 11-8
Mississippi	W, 6-2
Alabama	W, 6-4
Alabama	L, 0-4
Alabama	L, 10-18

1982 (26-25) Coach Jack Lamabe

at Southern Miss.	L, 8-9
at Southern Miss.	W, 10-5
Nicholls State	L, 2-4
Nicholls State	W, 12-1
Tulane	W, 13-3
Auburn	W, 4-2
Auburn	W, 11-0
St. Louis	W, 11-1
Navy	W, 5-1
Navy	W, 7-3
at Miss. State	L, 3-16
Miss. State	W, 3-0
Miss. State	W, 6-2
Southern Ill.	W, 13-9
Alabama-Birm.	L, 8-14
Louisiana College	L, 5-7
Alabama	W, 4-3
Alabama	L, 1-3
Alabama	W, 10-1
Illinois-Chicago	W, 7-3
Illinois-Chicago	W, 8-2
Illinois-Chicago	W, 2-0
New Orleans	L, 1-8
at Nicholls State	L, 7-13
at Mississippi	L, 2-9
at Mississippi	L, 2-6
at Mississippi	L, 3-4
at Tulane	L, 3-8

at South Alabama	L, 5-6
at South Alabama	L, 5-19
at Auburn	L, 6-12
at Auburn	L, 12-13
at Auburn	L, 1-9
South Alabama	W, 9-4
South Alabama	W, 3-1
Miss. State	L, 1-2
Miss. State	W, 2-0
Miss. State	L, 4-6
Southern Miss.	W, 4-3
at Alabama	W, 3-0
at Alabama	L, 2-7
at West Florida	W, 6-2
at West Florida	W, 9-3
at New Orleans	L, 5-6
at New Orleans	L, 2-4
Tulane	W, 6-1
at Tulane	L, 3-11
New Orleans	W, 10-4
Mississippi	W, 4-3
Mississippi	L, 0-3
Mississippi	L, 0-8

1983 (28-21) Coach Jack Lamabe

McNeese State	W, 4-3
Nicholls State	L, 6-7
Nicholls State	W, 6-2
Northwestern State	W, 2-1
Northwestern State	L, 1-2
at Mississippi	W, 3-2
at Mississippi	W, 4-3
at Navy	W, 8-4
at Tulane	L, 10-11
Miss. State	L, 4-10
Miss. State	W, 7-2
Miss. State	L, 6-13
at Nicholls State	L, 3-7
Louisiana Tech	L, 2-5
Southeastern La.	W, 7-2
at Alabama	L, 1-4
at Alabama	L, 0-17
Louisiana College	W, 6-2
Cleveland State	W, 7-1
at Auburn	L, 3-6
at Auburn	L, 4-5
at Florida State	W, 15-5
at Florida State	L, 4-10
Southern Miss.	W, 8-7
Southern Miss.	W, 9-4
at Tulane	W, 4-1
Mississippi	L, 1-5
Mississippi	W, 10-2
Mississippi	W, 11-5
Southeastern La.	W, 7-6
at New Orleans	W, 5-3
at Mississippi State	W, 5-2
at Mississippi	L, 1-10
at Mississippi	L, 8-16
at Southern Miss.	W, 19-1
at Southern Miss.	W, 13-1
at Southeastern La.	W, 4-3
Alabama	W, 8-7
Alabama	L, 3-10
Alabama	L, 5-10
Tulane	W, 9-8
Tulane	L, 3-7
Northeast La.	W, 3-1
Northeast La.	W, 7-4
Auburn	W, 3-0
Auburn	L, 1-7
Auburn	W, 9-3

Florida State	L, 2-8
Florida State	L, 3-6

1984 (32-23) Coach Skip Bertman

at Southern Miss.	W, 7-1
at Southern Miss.	W, 8-7
McNeese State	W, 8-6
Southwestern La.	L, 9-10
Southern Miss.	W, 15-2
Southern Miss.	W, 6-1
Nicholls State	W, 5-4
Southeastern La.	W, 10-4
Auburn	L, 0-4
Auburn	W, 9-5
Auburn	W, 8-6
Northwestern State	W, 6-1
Northwestern State	W, 7-2
at Alabama	L, 1-10
at Alabama	L, 2-3
at Alabama	L, 3-11
Southern	W, 4-3
Lamar	L, 6-7
SW Missouri	W, 10-7
at Tulane	L, 5-6
New Orleans	W, 7-4
Louisiana College	W, 15-4
at McNeese State	L, 4-8
Miss. State	L, 2-4
Miss. State	W, 11-6
Miss. State	L, 4-10
at Louisiana Tech	L, 1-2
at Northeast La.	W, 6-5
at Mississippi	W, 1-0
at Mississippi	W, 7-1
at Mississippi	L, 5-6
at New Orleans	L, 5-6
New Orleans	L, 4-7
at Auburn	W, 11-4
at Auburn	L, 5-8
at Auburn	W, 6-4
at Nicholls State	W, 6-4
Tulane	L, 1-2
Alabama	L, 3-5
Alabama	W, 3-0
Alabama	W, 6-3
McNeese State	W, 2-0
McNeese State	W, 3-2
at Miami	L, 0-14
at Miami	L, 5-6
at Miami	W, 10-9
Centenary	W, 7-1
at New Orleans	L, 1-11
at Miss. State	L, 1-5
at Miss. State	L, 6-8
at Miss. State	L, 0-3
Southern	W, 13-9
Mississippi	W, 4-2
Mississippi	W, 7-2
Mississippi	W, 9-7

1985 (41-18) Coach Skip Bertman

SEC Western Division Champions	
NCAA Central Regional Participants	
at Central Fla.	W, 7-0
at Central Fla.	L, 4-5
at Central Fla.	W, 9-8
Mississippi	W, 6-2
Mississippi	W, 14-2
Mississippi	W, 13-6
Southwestern La.	W, 9-4
Southeastern La.	W, 12-4

at Alabama	W, 9-7
at Alabama	L, 1-5
at Alabama	L, 3-8
Northwestern State	W, 13-9
New Orleans	W, 6-2
Miss. State	L, 0-7
Miss. State	W, 9-6
Miss. State	W, 7-4
Tulane	W, 10-4
New Orleans	W, 6-3
at Tulane	L, 7-8
Northeast La.	W, 10-2
Southern	W, 13-8
McNeese State	W, 11-10
Jackson State	W, 19-12
Auburn	W, 4-2
Auburn	W, 7-0
Auburn	W, 6-4
at McNeese State	L, 2-3
at Lamar	L, 2-4
at Southwestern La.	L, 5-6
at Mississippi	W, 10-8
at Mississippi	W, 6-0
at Mississippi	W, 7-2
Louisiana College	W, 12-6
at New Orleans	L, 2-4
McNeese State	W, 8-5
Alabama	W, 2-1
Alabama	W, 3-1
Alabama	W, 15-6
at Northwestern State	W, 12-3
at Centenary	W, 9-6
at Miss. State	L, 1-6
at Miss. State	L, 5-6
at Miss. State	L, 4-7
at Southeastern La.	L, 7-8
McNeese State	L, 6-7
N. Texas St.	W, 2-1
N. Texas St.	W, 6-5
N. Texas St.	W, 8-1
Southern	W, 7-4
Nicholls State	W, 12-2
Nicholls State	L, 10-13
Louisiana Tech	W, 5-1
at Auburn	W, 5-0
at Auburn	L, 4-5
at Auburn	W, 4-3

SEC TOURNAMENT

BATON ROUGE, LA.

Georgia	L, 6-8
Florida	L, 2-5

NCAA CENTRAL REGIONAL

AUSTIN, TEXAS

vs. Houston	L, 4-11
vs. Lamar	L, 3-4

1986 (55-14) Coach Skip Bertman

SEC Champions	
SEC Tournament Champions	
NCAA South I Regional Champions	
College World Series - 5th Place	
Louisiana College	W, 8-0
New Orleans	W, 3-2
Arkansas	W, 8-7
Arkansas	L, 6-8
Southwestern La.	W, 4-0
vs. Southwestern La.	W, 17-4
at Florida	W, 9-1
at Florida	W, 18-4
at Florida	W, 12-5
Northeast La.	W, 14-6
Tulane	W, 12-1

INTRO

THIS IS LSU

PREVIEW

TIGERS

COACHES

REVIEW

HISTORY

RECORDS

LSU



INTRO

THIS IS LSU

PREVIEW

TIGERS

COACHES

REVIEW

HISTORY

RECORDS

LSU

Kentucky	W, 8-7
Kentucky	W, 5-1
Kentucky	W, 12-10
Southeastern La.	W, 15-3
Kansas State	W, 8-4
Missouri	W, 5-1
Southern	W, 7-5
New Orleans	W, 9-8
at Southwestern La.	W, 5-4
at Alabama	W, 6-5
at Alabama	W, 8-6
at Alabama	L, 4-5
at Northeast La.	W, 13-5
at Centenary	W, 9-5
at Stephen F. Austin	W, 10-7
Tennessee	W, 3-2
Tennessee	W, 3-2
Tennessee	W, 12-5
at Nicholls State	W, 3-2
at Nicholls State	L, 1-2
Northwestern State	W, 24-0
Mississippi	W, 9-6
Mississippi	L, 3-6
Mississippi	W, 10-1
Louisiana Tech	W, 4-3
Nicholls State	W, 14-4
at Miss. State	W, 4-0
at Miss. State	W, 4-0
at Miss. State	L, 5-6
Southwestern La.	W, 5-4
at New Orleans	L, 2-8
Georgia	W, 3-1
Georgia	L, 8-11
Georgia	W, 11-8
Southern	W, 18-5
at Tulane	W, 6-5
at Vanderbilt	W, 14-4
at Vanderbilt	W, 7-5
at Vanderbilt	L, 4-6
at New Orleans	L, 1-7
Centenary	W, 12-3
Auburn	W, 7-1
Auburn	W, 12-3
Auburn	W, 4-3

SEC TOURNAMENT

BATON ROUGE, LA.

Georgia	W, 10-6
Alabama	W, 10-7
Georgia	W, 8-4

Alabama	L, 1-5
Alabama	W, 4-2
Alabama	L, 2-8
at Florida State	L, 4-6

NCAA SOUTH I REGIONAL

BATON ROUGE, LA.

Jackson State	W, 14-11
Oklahoma	W, 8-5
Louisiana Tech	W, 7-4
Tulane	W, 7-6

COLLEGE WORLD SERIES

OMAHA, NEB.

vs. Loyola-Marymount	L, 3-4
vs. Maine	W, 8-4
vs. Miami, Fla.	L, 3-4

1987 (49-19) Coach Skip Bertman
NCAA South II Regional Champions
College World Series - 4th Place

Louisiana College	W, 11-0
Louisiana College	W, 13-0
vs. Miami (Fla.)*	L, 2-7
vs. Florida*	W, 5-2
vs. Florida State*	L, 1-2
Wichita State	W, 14-6
Wichita State	W, 12-2
Wichita State	W, 9-3
Southern	W, 15-4
Southwestern La.	W, 7-4
Florida	W, 9-1
Florida	L, 3-5
at Kentucky	L, 2-7
at Kentucky	W, 8-4
at Kentucky	W, 5-0
Texas-Arlington	W, 17-2
Texas-Arlington	W, 4-3
Missouri	W, 8-5
Oral Roberts	W, 20-5
Oral Roberts	W, 14-4
McNeese State	W, 17-7
Nicholls State	W, 10-7
New Orleans	W, 8-7
Southeastern La.	W, 11-3
Alabama	L, 0-1
Alabama	W, 4-3
Northeast La.	W, 15-0
Centenary	W, 11-3
Southern	W, 15-4
at Tulane	W, 5-4
at Ole Miss	L, 0-4
at Ole Miss	L, 5-6
at Ole Miss	W, 6-3
at Centenary	W, 10-3
at Northeast La.	W, 9-3
at Louisiana Tech	L, 4-5
Miss. State	L, 4-5
Miss. State	W, 6-4
Miss. State	W, 6-5
Nicholls State	W, 9-5
Tulane	L, 7-9
Northwestern State	W, 11-0
Northwestern State	W, 8-7
at Georgia	L, 1-7
at Georgia	W, 12-3
at Georgia	L, 10-12
Southeastern La.	W, 14-4
at New Orleans	L, 1-3
at Nicholls State	W, 10-2
Vanderbilt	W, 1-0
Vanderbilt	L, 2-4
Vanderbilt	W, 11-8
at Auburn	W, 4-0
at Auburn	W, 6-1
at Auburn	L, 1-6

SEC TOURNAMENT

ATHENS, GA.

vs. Auburn	L, 8-9
vs. Georgia	W, 4-2
vs. Kentucky	W, 4-1
vs. Auburn	W, 4-2
vs. Miss. State	L, 3-13

NCAA SOUTH II REGIONAL

NEW ORLEANS, LA.

vs. Tulane	W, 5-3
vs. New Orleans	W, 14-1
vs. New Orleans	W, 3-0
vs. Cal State Fullerton	W, 7-3

COLLEGE WORLD SERIES

OMAHA, NEB.

vs. Florida State	W, 6-2
vs. Oklahoma State	L, 7-8
vs. Arkansas	W, 5-2
vs. Stanford	L, 5-6

* Busch Challenge I (New Orleans, La.)

1988 (39-21) Coach Skip Bertman

Southern	W, 21-1
vs. Florida State (at Orlando)	W, 9-4
Louisiana College	W, 9-2
McNeese State	W, 2-1
Mercer	W, 15-6
Mercer	W, 8-4
Mercer	W, 6-1
Centenary	W, 7-3
Rice	W, 13-3
Tennessee	W, 2-1
Tennessee	W, 4-2
Tennessee	W, 6-5
at Florida	L, 3-4
at Florida	W, 4-0
at Florida	L, 4-5
at Southeastern La.	L, 8-9
Kentucky	W, 3-1
Kentucky	W, 2-1
Kentucky	L, 1-3
at Nicholls State	L, 7-11
New Orleans	W, 4-1
vs. Cal State-Fullerton *	L, 2-7
vs. Southern California*	W, 11-7
vs. UCLA*	W, 7-1
at Wichita State	L, 3-5
at Wichita State	L, 3-5
at Wichita State	L, 0-13
at Alabama	W, 3-1
at Alabama	W, 6-1
at Alabama	W, 7-3
Northeast La.	W, 8-7
at Tulane	W, 7-5
Ole Miss	W, 5-4
Ole Miss	W, 11-2
Ole Miss	W, 15-13
Tulane	W, 11-1
Southeastern La.	W, 14-11
at Miss. State	L, 3-4
at Miss. State	W, 4-2
at Miss. State	L, 0-1
Nicholls State	W, 9-2
at New Orleans	W, 6-2
Stephen F. Austin	W, 14-7
Georgia	W, 12-6
Georgia	L, 2-4
Georgia	W, 9-8
Northwestern La.	W, 11-2
Northwestern La.	L, 4-5
at McNeese State	L, 5-6
at Vanderbilt	L, 4-5
at Vanderbilt	L, 2-3
at Vanderbilt	W, 5-1
Auburn	L, 1-2
Auburn	L, 1-8
Auburn	L, 8-10

SEC TOURNAMENT

STARKVILLE, MISS.

vs. Kentucky	L, 7-9
vs. Georgia	W, 7-3
vs. Florida	L, 2-7

Southern	W, 13-4
Southern	W, 10-7

* Busch Challenge II (New Orleans, La.)

1989 (55-17) Coach Skip Bertman
NCAA Central Regional Champions
College World Series - 3rd Place

Texas Christian	W, 8-2
Texas Christian	W, 10-5
Southern Mississippi	W, 10-1
Mercer	W, 7-4
Mercer	W, 8-7
Mercer	W, 12-7
Louisiana College	W, 10-3
vs. Oklahoma State *	W, 6-0
vs. Oral Roberts *	W, 10-7
vs. Oklahoma *	L, 7-9
Southern	W, 19-6
at Southern	W, 5-0
at Tennessee	W, 7-0
at Tennessee	L, 1-5
at Tennessee	W, 9-3
New Orleans	W, 7-1
Florida	W, 10-0
Florida	W, 8-7
Florida	W, 2-1
George Washington	W, 8-3
St. John's	W, 11-8
St. John's	W, 12-5
at Kentucky	W, 11-7
at Kentucky	W, 15-0
at Kentucky	L, 9-12
Northwestern State	W, 6-5
Stephen F. Austin	W, 8-3
Stephen F. Austin	W, 14-1
at Tulane	W, 4-3
at Southwestern La.	W, 4-1
Tulane	W, 4-3
Alabama	W, 13-6
Alabama	W, 14-6
Alabama	W, 12-1
Southern	W, 9-4
at Ole Miss	W, 11-5
at Ole Miss	W, 4-1
at Ole Miss	L, 1-2
Southeastern La.	W, 3-1
Nicholls State	L, 4-7
Mississippi State	L, 3-4
Mississippi State	L, 3-4
Mississippi State	W, 19-9
Southwestern La.	L, 6-9
at Northwestern State	W, 14-6
at Georgia	W, 4-3
at Georgia	W, 7-1
at Georgia	L, 2-4
Northeast La.	W, 7-6
at New Orleans	W, 5-1
Vanderbilt	W, 8-4
Vanderbilt	W, 12-10
Vanderbilt	L, 2-9
at Auburn	L, 8-12
at Auburn	L, 0-1
at Auburn	W, 8-1

SEC TOURNAMENT

GAINESVILLE, FLA.

vs. Georgia	W, 6-3
vs. Florida	L, 6-8
vs. Auburn	L, 5-8

Louisiana Tech	W, 17-2
Louisiana Tech	W, 7-1
Louisiana Tech	W, 8-5



NCAA CENTRAL REGIONAL

COLLEGE STATION, TEXAS

vs. Nevada-Las Vegas	W, 12-10
vs. South Alabama	L, 4-6
vs. Nevada-Las Vegas	W, 13-8
vs. South Alabama	W, 6-5
at Texas A&M	W, 13-5
at Texas A&M	W, 5-4

COLLEGE WORLD SERIES

OMAHA, NEB.

vs. Miami (Fla.)	L, 2-5
vs. Long Beach State	W, 8-5
vs. Miami (Fla.)	W, 6-3
vs. Texas	L, 7-12

** Busch Challenge III (New Orleans, La.)*

1990 (54-19) Coach Skip Bertman

SEC Champions

SEC Tournament Co-Champions

NCAA South I Regional Champions

College World Series - 3rd Place

vs. Wichita State#	L, 6-13
vs. North Carolina#	W, 8-5
Louisiana Tech	W, 15-3
vs. Mississippi State*	W, 7-6
vs. Mississippi*	W, 7-5
vs. Southern Miss*	L, 1-5
Southern	W, 17-5
at Rice	L, 11-12
at Rice	W, 13-1
at Southern Miss	W, 10-2
at Texas A&M	L, 2-4
at Texas A&M	L, 2-5
at Texas A&M	W, 5-2
Southern	W, 14-1
New Orleans	W, 10-3
Kansas	W, 10-1
Kansas	W, 9-3
Kansas	W, 8-2
St. Louis	W, 20-2
Evansville	W, 28-8
at Mississippi State	W, 6-5
at Mississippi State	L, 1-2
at Mississippi State	L, 9-10
Nicholls State	W, 4-3
at McNeese State	W, 13-1
Mississippi	W, 10-7
Mississippi	W, 10-2
Mississippi	W, 6-0
at Southeastern La.	W, 8-1
Auburn	W, 12-6
Auburn	L, 5-6
Auburn	L, 7-17
Southeastern La.	W, 16-0
at Nicholls State	W, 8-6
at Florida	W, 6-3
at Florida	L, 6-7
at Florida	W, 5-3
Stephen F. Austin	W, 4-3
Stephen F. Austin	W, 7-2
Tennessee	W, 13-2
Tennessee	W, 2-0
Tennessee	W, 9-3
McNeese State	L, 1-4
at Tulane	L, 7-14
Northwestern State	W, 16-6
Kentucky	W, 8-1
Kentucky	W, 9-0
Kentucky	W, 9-3
Northeast La.	L, 4-5
at New Orleans	W, 6-4

at Alabama	W, 7-4
at Alabama	L, 5-12
at Alabama	W, 8-5
at Vanderbilt	W, 7-5
at Vanderbilt	L, 3-4
at Vanderbilt	W, 7-3
Georgia	W, 11-2
Georgia	W, 5-2
Georgia	W, 8-5

SEC TOURNAMENT

HOOVER, ALA.

vs. Florida	W, 6-4
vs. Mississippi State	W, 17-8
vs. Vanderbilt	W, 13-5
vs. Mississippi State	L, 1-3

NCAA SOUTH I REGIONAL

BATON ROUGE, LA.

Southwestern Louisiana	W, 8-0
Georgia Tech	W, 11-5
Southern California	L, 4-5
Houston	W, 6-4
Southern California	W, 5-4
Southern California	W, 7-6

COLLEGE WORLD SERIES

OMAHA, NEB.

vs. The Citadel	W, 8-2
vs. Oklahoma State	L, 1-7
vs. The Citadel	W, 6-1
vs. Oklahoma State	L, 3-14

ABCA Hall of Fame Tournament (Orlando, Fla.)

** Busch Challenge IV (New Orleans, La.)*

1991 (55-18) Coach Skip Bertman

SEC Champions

NCAA South Regional Champions

NCAA National Champions

Mississippi State#	W, 6-4
Oklahoma State#	W, 6-0
Louisiana Tech	W, 10-3
Stephen F. Austin	W, 5-0
Stephen F. Austin	W, 14-3
Stephen F. Austin	W, 9-0
Texas A&M	L, 1-3
Texas A&M	W, 13-8
Texas A&M	W, 5-0
Southeastern La.	W, 8-3
Southern	W, 8-1
vs. Miami (Fla.)*	W, 4-3
vs. Florida*	W, 6-5
vs. Florida State*	L, 0-8
Northwestern State	L, 3-7
Tulane	L, 6-7
New Orleans	W, 7-5
at Nevada-Las Vegas	W, 14-4
at Nevada-Las Vegas	L, 1-5
at Nevada-Las Vegas	W, 9-4
Notre Dame	L, 3-6
St. Louis	W, 6-4
Mississippi State	W, 4-2
Mississippi State	W, 6-5
at Southern	W, 5-2
at Tulane	L, 1-5
at Mississippi	W, 4-0
at Mississippi	W, 3-2
at Mississippi	W, 7-3
Louisiana College	W, 2-1
Jackson State	W, 14-4
at Auburn	W, 6-2
at Auburn	W, 8-3
at Auburn	W, 13-8

McNeese State	L, 3-6
Nicholls State	W, 6-5
Florida	W, 6-5
Florida	W, 5-3
Florida	W, 12-6
at Northwestern State	W, 7-3
at Louisiana Tech	W, 13-6
at Tennessee	L, 3-5
at Tennessee	L, 5-6
at Tennessee	W, 11-4
Centenary	W, 15-2
at New Orleans	W, 5-2
at Kentucky	L, 7-17
at Kentucky	L, 7-11
at Kentucky	L, 3-7
Northeast La.	W, 12-3
Southeastern La.	L, 2-15
Alabama	W, 15-4
Alabama	L, 6-8
Alabama	W, 11-6
Vanderbilt	W, 21-5
Vanderbilt	W, 8-5
Vanderbilt	L, 6-11
at Georgia	W, 10-4
at Georgia	W, 5-0
at Georgia	W, 16-7

SEC TOURNAMENT

BATON ROUGE, LA.

Kentucky	W, 8-7
Mississippi State	W, 8-2
Florida	L, 1-7
Mississippi State	W, 9-4
Florida	L, 4-8

NCAA SOUTH REGIONAL

BATON ROUGE, LA.

Northwestern State	W, 13-2
Oklahoma	W, 4-3
Texas A&M	W, 7-1
Southwestern La.	W, 8-5

COLLEGE WORLD SERIES

OMAHA, NEB.

vs. Florida	W, 8-1
vs. Fresno State	W, 15-3
vs. Florida	W, 19-8
vs. Wichita State	W, 6-3

ABCA Hall of Fame Tournament (Baton Rouge, La.)

** Busch Challenge V (New Orleans, La.)*

1992 (50-16) Coach Skip Bertman

SEC Champions

SEC Tournament Champions

NCAA South I Regional Participants

Nevada-Las Vegas	W, 3-1
Nevada-Las Vegas	W, 12-9
Nevada-Las Vegas	W, 8-3
Northwestern State	W, 7-6
vs. Georgia Tech*	W, 3-2
vs. Georgia*	L, 1-9
vs. Georgia Southern*	W, 20-7
Southeastern La.	W, 6-2
Maine	L, 5-12
Maine	W, 8-5
Maine	W, 10-5
Stephen F. Austin	W, 21-1
Stephen F. Austin	W, 16-2
Stephen F. Austin	W, 12-2
Centenary	W, 22-3
at Tulane	W, 7-0
at Louisiana College	W, 23-2
George Washington	W, 22-9

George Washington	L, 5-8
at South Carolina	W, 4-1
at South Carolina	W, 3-1
at South Carolina	W, 5-0
at Central Florida	W, 5-2
Tennessee	W, 3-1
Tennessee	L, 2-9
Tennessee	W, 13-7
New Orleans	W, 14-7
Southern	W, 12-3
at Florida	L, 4-5
at Florida	W, 2-0
at Florida	W, 5-3
Northeast La.	W, 6-5
Tulane	L, 2-6
Mississippi	W, 10-3
Mississippi	W, 5-3
Mississippi	L, 3-5
McNeese State	W, 14-2
at New Orleans	L, 5-9
Arkansas	W, 12-2
Arkansas	W, 12-4
Arkansas	W, 8-4
at Southeastern La.	W, 14-4
at Nicholls State	L, 1-4
at Alabama	W, 10-0
at Alabama	W, 8-7
at Alabama	L, 5-7
Louisiana College	W, 7-3
at Northeast La.	W, 10-2
at Auburn	W, 2-1
at Auburn	L, 2-4
at Auburn	L, 3-4
Nicholls State	W, 15-8
Southwestern La.	L, 0-5
Mississippi State	W, 8-3
Mississippi State	W, 5-3
Mississippi State	W, 5-3

** Busch Challenge VI (New Orleans, La.)*

1993 (53-17-1) Coach Skip Bertman

SEC Champions

SEC Western Division Tournament Champions

NCAA South Regional Champions

NCAA National Champions

Northwestern State	W, 8-3
Centenary	W, 19-0
vs. Mississippi State *	L, 4-7
vs. Southern Miss *	W, 8-4
vs. Ole Miss *	L, 4-6
Lamar	L, 3-9
Central Florida	W, 12-0
Central Florida	W, 14-4
at Tulane	W, 14-7
Indiana State	W, 10-0
Indiana State	W, 8-1
Michigan	W, 6-2

INTRO

THIS IS LSU

PREVIEW

TIGERS

COACHES

REVIEW

HISTORY

RECORDS

LSU



Michigan	W, 9-8
Nicholls State	W, 7-5
New Mexico	W, 9-3
New Mexico	W, 14-1
New Mexico	W, 8-5
at Arkansas State	W, 9-0
at Arkansas State	L, 7-10
South Carolina	W, 10-3
South Carolina	W, 6-1
South Carolina	T, 9-9
Louisiana College	W, 10-3
Southern	W, 10-8
at New Orleans	W, 13-8
at Tennessee	L, 1-8
at Tennessee	W, 4-1
at Tennessee	L, 2-6
at Northwestern State	L, 5-6
Florida	L, 1-2
Florida	W, 11-3
Florida	W, 16-2
Southeastern La.	W, 8-7
McNeese State	W, 15-11
at Ole Miss	W, 8-0
at Ole Miss	W, 2-1
at Ole Miss	W, 6-5
Southeastern La.	W, 9-1
at Southern	W, 8-7
at McNeese State	L, 3-5
at Arkansas	W, 3-0
at Arkansas	W, 4-2
at Arkansas	W, 8-2
Tulane	W, 6-3
New Orleans	W, 12-9
Southwestern La.	L, 9-10
Alabama	L, 1-3
at Centenary	W, 18-3
Auburn	W, 21-2
Auburn	L, 8-9
Auburn	L, 2-9
Arkansas State	W, 9-1
Arkansas State	W, 14-4
at Mississippi State	L, 3-4
at Mississippi State	W, 3-2
at Mississippi State	W, 13-7

SEC DIVISION TOURNAMENT

BATON ROUGE, LA.

Ole Miss	W, 6-1
Mississippi State	L, 3-5
Arkansas	W, 13-7
Auburn	W, 16-5
Mississippi State	W, 7-3

NCAA SOUTH REGIONAL

BATON ROUGE, LA.

Western Carolina	W, 7-2
Kent State University	L, 12-15
Baylor	W, 13-6
South Alabama	W, 11-4
South Alabama	W, 9-4

COLLEGE WORLD SERIES

OMAHA, NEB.

vs. Long Beach State	W, 7-1
vs. Texas A&M	W, 13-8
vs. Long Beach State	L, 8-10
vs. Long Beach State	W, 6-5
vs. Wichita State	W, 8-0

** Winn-Dixie Showdown (New Orleans, La.)*

1994 (46-20) Coach Skip Bertman

SEC Western Division Champions

SEC Western Division Tournament Champions

NCAA South Regional Champions

College World Series - 7th Place

vs. Auburn *	L, 1-3
vs. South Alabama *	L, 3-5
vs. Alabama *	W, 3-0
Northwestern State	W, 11-5
at Houston	W, 8-5
at Houston	W, 7-2
at Tulane	L, 8-10
Alabama-Birmingham	W, 11-5
Alabama-Birmingham	W, 6-5
Alabama-Birmingham	W, 17-6
Southeastern La.	W, 11-10
at Texas	W, 9-6
at Texas	L, 7-9
at Texas	L, 1-7
Louisiana College	L, 5-7
New Orleans	W, 4-3
Texas Christian	W, 13-6
Texas Christian	W, 15-10
Texas Christian	W, 16-8
Arkansas State	W, 16-1
Arkansas State	W, 8-2
Vanderbilt	W, 10-4
Vanderbilt	W, 16-7
Vanderbilt	W, 4-3
at Lamar	L, 3-4
at Georgia	W, 14-11
at Georgia	W, 7-3
at Georgia	W, 12-6
Southern	W, 11-2
Nicholls State	W, 12-4
at Southwestern La.	L, 8-11
at Kentucky	L, 6-9
at Kentucky	L, 3-13
McNeese State	L, 3-4
at New Orleans	W, 9-1
Tulane	L, 2-4
Ole Miss	W, 5-4
Ole Miss	W, 5-2
Ole Miss	W, 3-2
at Southeastern La.	W, 14-8
Centenary	W, 10-4
Arkansas	W, 11-3
Arkansas	W, 16-4
Arkansas	W, 5-6
at Nicholls State	L, 2-3
Southwestern La.	L, 8-9
at Alabama	W, 13-7
at Alabama	W, 10-6
at Alabama	L, 5-7
South Alabama	W, 8-4
at Auburn	W, 13-6
at Auburn	W, 4-3
at Auburn	W, 4-3
Mississippi State	W, 3-0
Mississippi State	L, 4-7
Mississippi State	L, 1-9

SEC DIVISION TOURNAMENT

OXFORD, MISS.

vs. Alabama	W, 3-2
vs. Arkansas	W, 6-4
vs. Auburn	W, 3-2
vs. Auburn	W, 5-4

NCAA SOUTH REGIONAL

BATON ROUGE, LA.

Southeastern La.	W, 10-6
Fresno State	W, 6-2
Southern California	W, 6-2
Southern California	W, 12-10

COLLEGE WORLD SERIES

OMAHA, NEB.

vs. Florida State	L, 3-6
vs. Cal State-Fullerton	L, 6-20

** Winn-Dixie Showdown (New Orleans, La.)*

1995 (47-18) Coach Skip Bertman

NCAA South Regional Participants

vs. Lamar *	W, 10-6
vs. Houston *	L, 3-4
vs. Texas A&M *	W, 7-6
NW Louisiana	W, 16-5
Centenary	W, 3-0
Houston	W, 14-3
Houston	W, 13-6
vs. Florida State #	W, 6-2
vs. Michigan #	W, 11-9
at Minnesota #	W, 14-2
Tulane	W, 1-0
Southern	W, 5-1
Maine	W, 6-1
Maine	W, 12-2
Maine	W, 9-2
New Orleans	W, 3-1
South Florida	W, 6-0
South Florida	L, 4-6
South Florida	L, 5-7
at Centenary	W, 7-4
at NW Louisiana	W, 8-7
at Vanderbilt	W, 9-1
at Vanderbilt	L, 4-6
at Vanderbilt	W, 14-3
Louisiana College	W, 5-1
Georgia	W, 8-2
Georgia	W, 11-5
Georgia	W, 7-4
at SW Louisiana	W, 9-3
Kentucky	W, 11-0
Kentucky	W, 16-7
Kentucky	W, 6-5
McNeese State	W, 10-1
at Tulane	W, 3-2
at Ole Miss	L, 0-6
at Ole Miss	W, 2-1
at Ole Miss	L, 2-6
at Southern	W, 14-9
NE Louisiana	W, 12-11
at Arkansas	W, 10-3
at Arkansas	W, 13-7
at Arkansas	L, 3-5
Loyola-New Orleans	W, 7-1
SW Louisiana	W, 12-2
at New Orleans	L, 2-4
Alabama	L, 0-4
Alabama	L, 6-7
Alabama	W, 8-6
SE Louisiana	W, 7-3
Nicholls State	W, 9-1
Auburn	L, 7-19
Auburn	W, 11-6
Auburn	L, 11-12
at Mississippi State	L, 3-6
at Mississippi State	L, 10-12
at Mississippi State	W, 6-4

SEC DIVISION TOURNAMENT

STARKVILLE, MISS.

vs. Alabama	L, 8-9
vs. Mississippi State	W, 14-6
vs. Auburn	W, 7-5
vs. Arkansas	W, 7-6
vs. Alabama	L, 8-9

NCAA SOUTH REGIONAL

BATON ROUGE, LA.

Central Michigan	W, 5-3
Rice	L, 7-15
Central Michigan	W, 10-5
Rice	L, 9-16

** Winn-Dixie Showdown (New Orleans, La.)*

Hormel Foods Classic (Minneapolis, Minn.)

1996 (52-15) Coach Skip Bertman

SEC Champions

NCAA South II Regional Champions

NCAA National Champions

Western Kentucky	W, 9-0
Western Kentucky	W, 18-0
Western Kentucky	W, 18-1
Centenary	W, 6-1
vs. Southern Miss *	W, 7-4
vs. Ole Miss *	W, 9-7
vs. Mississippi State *	W, 8-4
Tulane	W, 10-0
Louisiana Tech	W, 6-1
Duquesne	W, 14-7
Duquesne	W, 9-5
Loyola-New Orleans	W, 22-2
at Vanderbilt	W, 15-0
at Vanderbilt	L, 2-3
at Vanderbilt	W, 14-4
Dayton	W, 15-2
Dayton	L, 6-7
Georgia	W, 14-4
Georgia	W, 12-5
Georgia	W, 23-5
New Orleans	W, 16-8
NE Louisiana	W, 10-0
at Florida	L, 6-7
at Florida	L, 5-9
at Florida	L, 1-2
Southern	W, 19-0
McNeese State	W, 16-0
Tennessee	W, 9-2
Tennessee	W, 5-3
Tennessee	W, 9-1
at Tulane	W, 3-1
NW Louisiana	L, 5-10
NW Louisiana	L, 5-6
at South Carolina	W, 15-2
at South Carolina	L, 0-2
at South Carolina	W, 4-2
at SE Louisiana	W, 5-2
Nicholls State	W, 14-0
at Ole Miss	W, 6-5
at Ole Miss	W, 10-1
at Ole Miss	W, 9-2
SE Louisiana	W, 7-4
Arkansas	L, 2-3
Arkansas	W, 11-4
Arkansas	W, 9-4
at New Orleans	W, 8-4
Louisiana College	W, 20-0
Alabama	W, 8-6
Alabama	L, 4-17
Alabama	L, 5-12
at Auburn	W, 14-2
at Auburn	W, 6-0
at Auburn	L, 3-7
Mississippi State	W, 8-7
Mississippi State	W, 17-9
Mississippi State	L, 10-11



SEC TOURNAMENT

HOOVER, ALA.

vs. Tennessee	W, 3-1
vs. Florida	L, 2-6
vs. Kentucky	L, 11-12

NCAA SOUTH II REGIONAL

BATON ROUGE, LA.

Austin Peay	W, 9-3
Nevada-Las Vegas	W, 7-6
New Orleans	W, 17-4
Georgia Tech	W, 29-13

COLLEGE WORLD SERIES

OMAHA, NEB.

vs. Wichita State	W, 9-8
vs. Florida	W, 9-4
vs. Florida	W, 2-1
vs. Miami (Fla.)	W, 9-8

** Winn-Dixie Showdown (New Orleans, La.)*

1997 (57-13) Coach Skip Bertman

SEC Champions

NCAA South I Regional Champions

NCAA National Champions

Baylor	W, 13-2
Baylor	W, 11-5
Baylor	W, 8-3
Centenary	W, 9-2
Southern	W, 16-2
vs. North Carolina *	W, 11-4
vs. N.C. State *	W, 3-2
vs. Duke *	W, 9-8
Va. Commonwealth	W, 15-2
Va. Commonwealth	W, 22-0
Va. Commonwealth	W, 6-4
Tulane	W, 8-5
Southern	W, 12-1
Vanderbilt	W, 19-5
Vanderbilt	W, 8-7
Vanderbilt	W, 7-3
Louisiana Tech	W, 8-2
Louisiana College	W, 14-7
at Georgia	W, 6-5
at Georgia	L, 9-11
at Georgia	W, 7-3
at New Orleans	L, 4-6
Florida	W, 11-3
Florida	W, 13-10
Florida	W, 9-5
at Louisiana Tech	W, 13-1
at NE Louisiana	L, 2-6
at Tennessee	W, 12-3
at Tennessee	W, 7-2
at Tennessee	W, 8-6
Nicholls State	W, 13-5
McNeese State	W, 9-6
South Carolina	W, 9-8
South Carolina	L, 7-8
South Carolina	W, 11-10
at Tulane	W, 12-2
NE Louisiana	W, 12-4
at Miss. State	L, 6-9
at Miss. State	W, 20-12
at Miss. State	L, 1-4
SW Louisiana	L, 8-10
SE Louisiana	W, 11-4
Ole Miss	W, 7-1
Ole Miss	W, 6-4
Ole Miss	W, 11-4
New Orleans	L, 8-11
NW Louisiana	W, 11-5
Auburn	W, 7-1

Auburn	W, 8-0
Southern	W, 11-1
at Arkansas	W, 13-8
at Arkansas	W, 11-5
at Arkansas	L, 1-16
at Alabama	L, 4-6
at Alabama	L, 2-28
at Alabama	W, 6-4

SEC TOURNAMENT

COLUMBUS, GA.

vs. Auburn	W, 5-2
vs. Tennessee	W, 12-5
vs. Alabama	W, 12-7
vs. Alabama	L, 2-12

NCAA SOUTH I REGIONAL

BATON ROUGE, LA.

UNC-Greensboro	W, 14-0
Oklahoma	W, 14-3
South Alabama	L, 5-11
Long Beach State	W, 14-7
South Alabama	W, 14-4
South Alabama	W, 15-4

COLLEGE WORLD SERIES

OMAHA, NEB.

vs. Rice	W, 5-4
vs. Stanford	W, 10-5
vs. Stanford	W, 13-9
vs. Alabama	W, 13-6

** Winn-Dixie Showdown (New Orleans, La.)*

1998 (48-19) Coach Skip Bertman

SEC Western Division Champions

NCAA South II Regional Champions

College World Series - 3rd Place

SW Louisiana	W, 11-7
SW Louisiana	W, 15-0
LSU-Shreveport	W, 16-5
SW Louisiana	L, 4-7
at Texas	L, 1-5
at Texas	W, 12-9
at Texas	L, 5-7
NE Louisiana	W, 9-8
Louisiana College	W, 7-2
vs. Mississippi State *	L, 3-11
vs. Arkansas *	L, 5-6
vs. Southern Miss *	W, 16-4
Tulane	W, 10-9
Southern	W, 26-0
Georgia	W, 4-1
Georgia	W, 14-1
Georgia	W, 14-9
Louisiana Tech	W, 8-1
McNeese State	W, 4-3
at Auburn	W, 11-8
at Auburn	L, 7-14
at Auburn	L, 8-15
New Orleans	W, 4-2
SE Louisiana	W, 13-2
Arkansas	W, 9-5
Arkansas	W, 6-3
Arkansas	W, 27-6
Northwestern State	W, 6-3
at McNeese State	W, 13-5
at Kentucky	W, 7-3
at Kentucky	W, 7-2
at Kentucky	W, 11-6
Nicholls State	W, 4-0
Nicholls State	W, 9-2
Mississippi State	W, 8-5
Mississippi State	L, 3-8
Mississippi State	W, 11-5

vs. Tulane #	L, 8-10
at Vanderbilt	W, 5-3
at Vanderbilt	W, 6-4
at Vanderbilt	L, 7-8
Loyola-New Orleans	W, 9-5
at SE Louisiana	W, 9-3
Alabama	W, 6-5
Alabama	W, 7-3
Alabama	L, 2-4
vs. New Orleans #	W, 9-5
at Florida	W, 13-5
at Florida	L, 3-4
at Florida	L, 1-3
Tennessee	W, 4-3
Tennessee	W, 15-12
Tennessee	W, 8-7
at Mississippi	W, 11-4
at Mississippi	L, 0-9
at Mississippi	L, 8-10

SEC TOURNAMENT

HOOVER, ALA.

vs. Arkansas	L, 4-8
vs. South Carolina	W, 6-0
vs. Mississippi State	L, 5-7

NCAA SOUTH II REGIONAL

BATON ROUGE, LA.

Nicholls State	W, 18-4
SW Louisiana	W, 15-6
Cal State-Fullerton	W, 13-11
Cal State-Fullerton	W, 14-3

COLLEGE WORLD SERIES

OMAHA, NEB.

vs. Southern California	W, 12-10
vs. Mississippi State	W, 10-8
vs. Southern California	L, 4-5
vs. Southern California	L, 3-7

** Winn-Dixie Showdown (New Orleans, La.)*

at Zephyr Field (Metairie, La.)

1999 (41-24-1) Coach Skip Bertman

NCAA Regional Champions

NCAA Super Regional Participants

Texas	W, 7-5
Texas	L, 4-16
Texas	L, 4-10
vs. Southern Mississippi *	W, 8-2
vs. SW Louisiana *	W, 13-6
vs. Mississippi *	W, 5-1
SE Louisiana	W, 17-7
Centenary	W, 21-1
Central Florida	W, 18-4
Central Florida	W, 5-2
Northwestern State	L, 6-12
Southern	W, 18-1
Ohio	W, 26-5
Ohio	W, 14-1
Ohio	W, 20-6
at SW Louisiana	W, 12-8
Florida	W, 8-3
Florida	L, 4-6
Florida	W, 7-5
SW Louisiana	L, 3-11
Nicholls State	W, 12-4
at Arkansas	L, 4-11
at Arkansas	W, 10-4
at Arkansas	L, 6-7
vs. Southern #	W, 7-6
Tulane	L, 3-5
Mississippi	L, 2-4
Mississippi	W, 8-6
Mississippi	W, 10-4

NE Louisiana	L, 3-4
at Tennessee	W, 8-4
at Tennessee	L, 7-8
at Tennessee	L, 3-4
New Orleans	W, 6-3
Vanderbilt	L, 2-11
Vanderbilt	W, 10-2
Vanderbilt	W, 9-2
vs. Tulane #	L, 10-15
at Alabama	L, 3-10
at Alabama	W, 9-8
at Alabama	L, 4-9
vs. New Orleans #	W, 13-7
McNeese State	W, 7-2
at Mississippi State	W, 10-8
at Mississippi State	L, 1-7
at Mississippi State	W, 3-2
Auburn	W, 9-5
Auburn	W, 8-5
Auburn	W, 11-2
at Georgia	W, 4-3
at Georgia	W, 18-13
at Georgia	T, 11-11
at NE Louisiana	L, 5-6
Kentucky	W, 7-2
Kentucky	L, 8-13
Kentucky	W, 6-4

SEC TOURNAMENT

HOOVER, ALA.

vs. Auburn	L, 2-6
vs. Kentucky	W, 10-0
vs. Arkansas	L, 8-9

NCAA REGIONAL

BATON ROUGE, LA.

NE Louisiana	W, 11-4
East Carolina	L, 10-11
Southern	W, 6-3
East Carolina	W, 12-10
East Carolina	W, 9-0

NCAA SUPER REGIONAL

TUSCALOOSA, ALA.

at Alabama	L, 6-13
at Alabama	L, 5-13

** Winn-Dixie Showdown (New Orleans, La.)*

at Zephyr Field (Metairie, La.)

2000 (52-17) Coach Skip Bertman

SEC Western Division Champions

SEC Tournament Champions

NCAA Regional Champions

NCAA Super Regional Champions

NCAA National Champions

Virginia	W, 8-0
Virginia	W, 13-2
Virginia	W, 13-4
SE Louisiana	W, 11-0
Arizona State	W, 8-4
Arizona State	W, 6-5
Arizona State	L, 2-6
McNeese State	L, 8-9
Houston	L, 2-10
Houston	L, 7-11
Houston	L, 2-10
Nicholls State	W, 8-2
Tulane	W, 12-5
at Central Florida	L, 13-14
at Central Florida	W, 11-4
at Central Florida	W, 4-1
Southern	W, 7-3
Georgia	L, 3-7
Georgia	L, 8-10



INTRO

THIS IS LSU

PREVIEW

TIGERS

COACHES

REVIEW

HISTORY

RECORDS

LSU

Georgia	W, 13-3
at SE Louisiana	W, 11-4
at Vanderbilt	W, 6-0
at Vanderbilt	W, 17-4
New Orleans	W, 17-2
South Carolina	W, 8-6
South Carolina	W, 7-6
South Carolina	L, 7-9
at Centenary	W, 6-3
at Auburn	W, 18-11
at Auburn	L, 1-7
at Auburn	W, 12-10
vs. New Orleans #	W, 10-2
Southern	W, 10-5
Arkansas	W, 12-3
Arkansas	W, 12-5
Arkansas	W, 17-11
UL-Lafayette	W, 8-2
at Florida	W, 10-4
at Florida	W, 9-6
at Florida	L, 5-7
UL-Monroe	W, 12-5
vs. Tulane #	W, 21-6
Miss. State	L, 13-15
Miss. State	W, 18-15
Miss. State	L, 3-10
Northwestern State	W, 13-0
at Ole Miss	W, 12-6
at Ole Miss	L, 4-6
at Ole Miss	W, 9-2
at McNeese State	L, 3-4
at Kentucky	W, 9-0
at Kentucky	W, 6-3
at Kentucky	L, 4-7
Alabama	W, 11-4
Alabama	W, 6-4
at Alabama	L, 0-14

SEC TOURNAMENT

HOOVER, ALA.

vs. Georgia	W, 11-3
vs. Alabama	W, 18-12
vs. Alabama	W, 6-5
vs. Florida	W, 9-6

NCAA REGIONAL BATON ROUGE, LA.

Jackson State	W, 19-1
UL-Monroe	W, 21-0
UL-Monroe	W, 5-3

NCAA SUPER REGIONAL BATON ROUGE, LA.

UCLA	W, 8-2
UCLA	W, 14-8

COLLEGE WORLD SERIES OMAHA, NEB.

vs. Texas	W, 13-5
vs. Southern California	W, 10-4
vs. Florida State	W, 6-3
vs. Stanford	W, 6-5

at Zephyr Field (Metairie, La.)

2001 (44-22-1) Coach Skip Bertman SEC Western Division Champions NCAA Regional Champions NCAA Super Regional Participants

Kansas State	L, 8-9
Kansas State	W, 4-0
Kansas State	W, 14-8
UL-Monroe	L, 6-7 (II)
Houston	W, 9-4
Houston	W, 4-1
Houston	W, 14-6
McNeese State	W, 7-3

Duquesne	W, 13-9
Duquesne	W, 24-5
Duquesne	W, 12-2
Nicholls State	W, 16-4
at Arizona State	W, 12-11
at Arizona State	W, 15-7
at Arizona State	T, 5-5 (8)
Southern	L, 6-11
Tulane	L, 3-13
at Georgia	L, 7-8 (II)
at Georgia	W, 5-3 (II)
at Georgia	L, 3-4 (II)
Southern	W, 13-6
Florida	W, 18-10
Florida	W, 4-3
Florida	W, 10-7
at Mississippi State	W, 9-1
at Mississippi State	W, 7-1
at Mississippi State	L, 0-13
Kentucky	W, 6-2
Kentucky	W, 9-5
Kentucky	L, 5-9
New Orleans	W, 7-2
at South Carolina	W, 5-3
at South Carolina	W, 12-5
at South Carolina	L, 2-4
UL-Lafayette #	W, 12-7
Tulane #	L, 6-7
Ole Miss	W, 15-2
Ole Miss	L, 10-23
Ole Miss	W, 6-3
Northwestern State	W, 9-7
at Northwestern State	L, 8-10
Vanderbilt	L, 5-7
Vanderbilt	W, 7-2
Vanderbilt	W, 18-2
SE Louisiana	W, 7-4
at UL-Monroe	W, 16-4 (8)
at Alabama	W, 4-2
at Alabama	W, 8-7
at Alabama	W, 8-3
New Orleans #	W, 12-1
at Arkansas	L, 1-8
at Arkansas	L, 4-5
at Arkansas	L, 3-4
Auburn	W, 20-5
Auburn	L, 5-7
Auburn	L, 7-9

SEC TOURNAMENT HOOVER, ALA.

Florida	W, 10-0 (7)
Ole Miss	W, 13-2 (7)
Ole Miss	W, 12-6
Mississippi State	L, 1-4

NCAA REGIONAL BATON ROUGE, LA.

Minnesota	W, 10-9
Virginia Commonwealth	W, 13-9
Virginia Commonwealth	L, 7-10
Virginia Commonwealth	W, 14-9

NCAA SUPER REGIONAL METAIRIE, LA.

at Tulane	W, 4-3 (13)
at Tulane	L, 4-9
at Tulane	L, 1-7

at Zephyr Field (Metairie, La.)

2002 (44-22) Coach Smoke Laval NCAA Regional Champions NCAA Super Regional Participants

Birmingham-Southern	W, 10-9
Birmingham-Southern	W, 6-5 (13)

Birmingham-Southern	W, 11-7
SE Louisiana	L, 3-4
Mercer	W, 7-4
Mercer	W, 9-6
Mercer	W, 17-1
Centenary @	W, 7-6
at Houston	L, 3-11
at Houston	W, 8-4
at Houston	L, 11-12
Long Beach State	L, 3-8
Long Beach State	W, 10-2
Long Beach State	W, 5-4 (II)
Tulane	L, 5-6
UL-Monroe	W, 4-3
UL-Monroe	W, 7-1
UL-Monroe	W, 8-7
UL-Lafayette	L, 1-2
Vanderbilt	W, 6-0
Vanderbilt	L, 2-9
Vanderbilt	L, 7-8
at UL-Lafayette	L, 0-7
at Ole Miss	L, 3-9
at Ole Miss	W, 6-5
at Ole Miss	L, 7-10
at SE Louisiana	W, 9-7
Mississippi State	L, 4-15
Mississippi State	W, 7-3
New Orleans	W, 8-1
at Auburn	W, 9-4
at Auburn	L, 3-11
at Auburn	W, 9-5
Tulane \$	W, 9-5
Georgia	W, 8-2
Georgia	W, 14-4
Georgia	W, 13-4
Southern	W, 13-2
at South Carolina	W, 9-8
at South Carolina	L, 2-4
at South Carolina	L, 3-4
at Ole Miss	W, 10-3
Arkansas	W, 3-0
Arkansas	W, 8-0
Arkansas	W, 13-5
New Orleans #	W, 13-0
at Tennessee	L, 1-2
at Tennessee	W, 16-4
at Tennessee	W, 6-2
at Florida	W, 5-4 (10)
at Florida	L, 3-6
at Florida	W, 8-5
Alabama	W, 3-0
Alabama	W, 6-5
Alabama	W, 5-1

SEC TOURNAMENT HOOVER, ALA.

Auburn	W, 2-1
South Carolina	W, 8-3
South Carolina	L, 8-10
South Carolina	L, 4-5

NCAA REGIONAL BATON ROUGE, LA.

Southern	W, 5-4
UL-Lafayette	L, 0-5
Tulane	W, 4-2
UL-Lafayette	W, 12-2
UL-Lafayette	W, 12-2

NCAA SUPER REGIONAL HOUSTON, TEXAS

at Rice	L, 0-6
at Rice	L, 0-3

@ at Fair Grounds Field (Shreveport, La.)
\$ at Louisiana Superdome (New Orleans)

at Zephyr Field (Metairie, La.)

2003 (45-22-1) Coach Smoke Laval SEC Champions NCAA Regional Champions NCAA Super Regional Champions College World Series - 7th place

Northwestern State	W, 2-1
Northwestern State	W, 10-5
Northwestern State	W, 5-3
at Centenary @	W, 15-0
Kansas	L, 6-9 (10)
Kansas	L, 4-6
Kansas	L, 7-9 (7)
UL-Monroe	W, 9-4
Houston	L, 2-7
Houston	W, 5-2
at Long Beach State	L, 1-12
at Long Beach State	L, 1-5
at Long Beach State	W, 7-2
SE Louisiana	W, 4-2
Winthrop	W, 10-2
Winthrop	W, 11-1
Winthrop	W, 3-2
at Tulane #	L, 4-5 (II)
Florida	W, 9-0
Florida	W, 3-2
Florida	T, 8-8
at Georgia	W, 12-5
at Georgia	W, 13-6
at Georgia	W, 3-2
at New Orleans #	L, 4-5
at Alabama	L, 2-4
at Alabama	W, 10-6
at Alabama	W, 11-10
Nicholls State	W, 6-2
South Carolina	W, 5-1
South Carolina	L, 5-8
South Carolina	W, 12-4
at Northwestern State	W, 6-4
Ole Miss	L, 2-7
Ole Miss	W, 14-6
Ole Miss	W, 13-5
Tulane	W, 8-0
at Vanderbilt	L, 2-4
at Vanderbilt	L, 4-5 (10)
at Vanderbilt	W, 9-2
SE Louisiana	W, 14-8
Tennessee	W, 17-4
Tennessee	W, 10-6
Tennessee	W, 15-4
Tulane \$	L, 5-9
New Orleans	W, 7-2
at Mississippi State	L, 2-4
at Mississippi State	L, 0-5
at Mississippi State	W, 6-1
Loyola-New Orleans	W, 21-6 (8)
Auburn	W, 6-5
Auburn	W, 20-3
Auburn	L, 8-14
at Arkansas	W, 11-3
at Arkansas	L, 5-6 (10)
at Arkansas	W, 6-2

SEC TOURNAMENT HOOVER, ALA.

Arkansas	W, 5-4
Mississippi State	W, 7-2
Mississippi State	W, 17-5 (7)
Alabama	L, 3-10

NCAA REGIONAL BATON ROUGE, LA.

Northeastern	W, 11-8
Tulane	W, 13-5
UNC-Wilmington	W, 9-8 (II)



NCAA SUPER REGIONAL

BATON ROUGE, LA.

Baylor	L, 1-4
Baylor	W, 6-5
Baylor	W, 20-5

COLLEGE WORLD SERIES

OMAHA, NEB.

Cal State Fullerton	L, 2-8
South Carolina	L, 10-11

@ at Fair Grounds Field (Shreveport, La.)

at Zephyr Field (Metairie, La.)

\$ at Louisiana Superdome
(New Orleans)

2004 (46-19) Coach Smoke Laval

NCAA Regional Champions

NCAA Super Regional Champions

College World Series - 7th place

at Central Florida	W, 4-3 (10)
at Central Florida	W, 17-4
at Central Florida	L, 5-6 (10)
UL-Monroe	W, 7-1
Jacksonville State	W, 6-1
Jacksonville State	W, 14-2
Jacksonville State	W, 19-1 (7)
Texas State	W, 10-1
Texas State	W, 2-1
Texas State	W, 13-2
at Tulane #	W, 6-0
Houston	W, 9-3
Houston	L, 5-10
Houston	W, 8-2
at UL-Monroe	W, 6-1
SE Louisiana	W, 7-1
SE Louisiana	W, 5-1
New Orleans	W, 14-0 (7)
at South Carolina	W, 6-3 (11)
at South Carolina	L, 5-12
at South Carolina	W, 12-7
at Centenary @	W, 9-3
Mississippi State	L, 3-7
Mississippi State	W, 11-6
Mississippi State	W, 14-3
at New Orleans	W, 12-5
at Auburn	L, 6-7 (10)
at Auburn	W, 5-3
at Auburn	W, 3-2
Tulane	L, 0-1
Arkansas	L, 8-11
Arkansas	L, 10-11 (10)
Arkansas	L, 5-7
Nicholls State	W, 9-3
SE Louisiana #	W, 9-3
Georgia	W, 6-5 (10)
Georgia	W, 10-2
Georgia	L, 4-12
at Southern	W, 21-10
at Tennessee	L, 6-8
at Tennessee	W, 11-5
at Tennessee	W, 11-1
Tulane \$	W, 9-5
Alabama	L, 2-8
Alabama	W, 2-1 (8)
Alabama	W, 9-2 (7)
at Kentucky	L, 3-10
at Kentucky	W, 11-8
at Kentucky	W, 15-4
Vanderbilt	W, 3-2 (10)
Vanderbilt	L, 0-8
SE Louisiana	W, 16-2 (8)
at Ole Miss	L, 6-7
at Ole Miss	W, 11-4

at Ole Miss W, 14-6

SEC TOURNAMENT

HOOVER, ALA.

Florida	L, 4-5 (10)
Georgia	L, 0-1

NCAA REGIONAL

BATON ROUGE, LA.

Army	W, 9-0
Southern Mississippi	W, 6-2
College of Charleston	W, 11-3

NCAA SUPER REGIONAL

BATON ROUGE, LA.

Texas A&M	W, 11-8
Texas A&M	W, 4-0

COLLEGE WORLD SERIES

OMAHA, NEB.

Miami (Fla.)	L, 5-9
South Carolina	L, 4-15

at Zephyr Field (Metairie, La.)

@ at Fair Grounds Field (Shreveport, La.)

\$ at Louisiana Superdome
(New Orleans)

2005 (40-22) Coach Smoke Laval

SEC Western Division Champions

NCAA Regional Participants

Nicholls State	W, 12-1
Nicholls State	W, 19-2
Nicholls State	W, 6-3
UL-Monroe	W, 9-6
Arkansas-Little Rock	W, 4-2
Arkansas-Little Rock	W, 11-8
Arkansas-Little Rock	W, 15-9
at Houston	L, 1-2
at Houston	W, 11-5
at Houston	W, 8-1
at Centenary	L, 1-6
Alabama-Birmingham	W, 12-6
Alabama-Birmingham	W, 7-3
Alabama-Birmingham	L, 3-4
Tulane	L, 2-6
Arizona State	W, 6-5
Western Illinois	W, 10-8
Arizona State	W, 20-3
at Georgia	W, 8-2
at Georgia	W, 5-3
at Georgia	W, 6-4
Southeastern Louisiana #	W, 4-2
Auburn	L, 4-6
Auburn	W, 6-3
Auburn	L, 5-7
New Orleans	W, 18-10
at Alabama	L, 0-4
at Alabama	W, 11-2
at Alabama	L, 4-5 (13)
at Nicholls State	W, 3-2
Rice #	W, 8-2
South Carolina	L, 1-3
South Carolina	L, 1-5
South Carolina	L, 5-7
Northwestern State	W, 19-2
Ole Miss	L, 8-14
Ole Miss	W, 7-6
Ole Miss	W, 5-1
at Tulane #	L, 8-11
at Arkansas	W, 10-7
at Arkansas	W, 7-0
at Arkansas	W, 6-0
at Vanderbilt	L, 4-9
at Vanderbilt	W, 9-3
at Vanderbilt	W, 3-0
Southern	L, 5-9

Kentucky W, 6-5

Kentucky	L, 1-7
Kentucky	W, 8-3
Tennessee	L, 2-9
Tennessee	W, 9-3
Tennessee	W, 14-4
at New Orleans	W, 7-5 (13)
at Mississippi State	W, 7-5
at Mississippi State	L, 3-5
at Mississippi State	W, 3-2

SEC TOURNAMENT

HOOVER, ALA.

Mississippi State	L, 2-9
Tennessee	L, 1-5

NCAA REGIONAL

BATON ROUGE, LA.

Marist	W, 14-5
Rice	L, 7-9
Northwestern State	W, 12-4
Rice	L, 4-5

at Zephyr Field (Metairie, La.)

2006 (35-24) Coach Smoke Laval

North Florida	W, 11-1
North Florida	W, 4-0
North Florida	L, 3-4 (10)
Centenary	W, 15-3
Tennessee Tech	W, 9-6
Tennessee Tech	W, 7-2
Tennessee Tech	W, 8-3
Southeastern La.	W, 7-3
Temple	W, 4-1
Temple	W, 9-0
Temple	W, 14-4
Louisiana-Monroe	W, 8-5
Houston	L, 3-5
Houston	W, 7-0
Houston	W, 5-3
Tulane	W, 4-3
Stetson	W, 5-1
Stetson	W, 11-7
Stetson	L, 8-9
at Kentucky	L, 2-8
at Kentucky	L, 3-6
at Kentucky	W, 5-2
Southeastern La. #	W, 5-4
Mississippi State	L, 1-11
Mississippi State	W, 8-6
Mississippi State	L, 6-7 (10)
at New Orleans	W, 6-5 (11)
South Carolina	L, 2-12
South Carolina	L, 4-18
South Carolina	L, 1-2
Southern	W, 3-2
at Tennessee	W, 12-2
at Tennessee	L, 0-9
at Tennessee	W, 6-2
Northwestern St.	W, 12-0
Alabama	W, 7-6
Alabama	W, 8-6
Alabama	L, 6-17
at Tulane #	L, 5-12
at Ole Miss	L, 5-10
at Ole Miss	L, 3-11
at Ole Miss	L, 8-11
New Orleans	W, 7-2
Arkansas	W, 7-6
Arkansas	L, 2-4
Arkansas	W, 7-5
at Auburn	W, 4-3
at Auburn	W, 5-3
at Auburn	W, 8-2

Vanderbilt W, 4-3

Vanderbilt	L, 4-19
Vanderbilt	L, 4-8
Rice #	L, 3-6
at Florida	W, 7-3
at Florida	L, 7-8 (10)
at Florida	L, 5-10

SEC TOURNAMENT

HOOVER, ALA.

Alabama	W, 4-3
Ole Miss	L, 1-12
Alabama	L, 3-8

at Zephyr Field (Metairie, La.)

2007 (29-26-1) Coach Paul Mainieri

Saint Mary's	W, 4-3
Saint Mary's	W, 7-6
Saint Mary's	W, 6-2
at Stetson	L, 1-8
at Stetson	L, 1-14
at Stetson	W, 8-4
Northwestern State	W, 6-2
Central Florida	W, 4-1
Central Florida	W, 13-6
Central Florida	L, 4-5
Tulane	L, 3-8
Lipscomb	L, 6-7
Lipscomb	L, 7-10
Lipscomb	W, 8-4
at Centenary	W, 2-1
Southern Miss	W, 2-1
Southern Miss	W, 15-8
Southern Miss	L, 3-5
McNeese State	W, 6-3
at South Carolina	L, 0-5
at South Carolina	W, 6-5
at South Carolina	L, 5-9
Southeastern Louisiana	W, 5-3
Kentucky	L, 2-16
Kentucky	L, 5-6
Kentucky	T, 9-9 (8)
New Orleans	W, 6-3
at Alabama	W, 5-4
at Alabama	L, 2-5
at Alabama	W, 7-3
at Tulane #	L, 9-16
Auburn	L, 1-6
Auburn	L, 0-7
Auburn	W, 10-1
Mississippi Valley St.	W, 4-1
Ole Miss	W, 4-3
Ole Miss	W, 8-2
Ole Miss	L, 5-16
at New Orleans #	L, 4-5
at Mississippi State	L, 3-12
at Mississippi State	W, 6-5
at Mississippi State	W, 3-1
Tennessee	L, 1-7
Tennessee	W, 4-2
Tennessee	L, 9-10 (10)
Southern	W, 9-7
Nicholls State	W, 8-3
at Arkansas	W, 6-5
at Arkansas	L, 0-5
at Arkansas	W, 5-3
Florida	L, 3-19
Florida	L, 4-8
Florida	W, 9-4
at Vanderbilt	L, 1-4
at Vanderbilt	L, 2-6
at Vanderbilt	L, 2-6

at Zephyr Field (Metairie, La.)



INTRO

THIS IS LSU

PREVIEW

TIGERS

COACHES

REVIEW

HISTORY

RECORDS

LSU

2008 (49-19-1) Coach Paul Mainieri
SEC Tournament Champions
NCAA Regional Champions
NCAA Super Regional Champions
College World Series – 5th place

Indiana	W, 7-1
Indiana	W, 5-4
Indiana	L, 6-7
Southern	W, 6-1
Miss. Valley State	W, 9-1
Duquesne	W, 10-1
Duquesne	W, 22-11
Duquesne	W, 12-2
Michigan State	W, 5-3
Michigan State	W, 12-1
Stetson	W, 9-3
Stetson	W, 6-5
Stetson	L, 2-7
SE Louisiana	L, 3-6
at Tennessee	L, 5-6
at Tennessee	L, 3-7 (7)
at Tennessee	L, 3-7 (7)
Tulane	W, 7-5
Arkansas	W, 8-7 (11)
Arkansas	L, 13-14 (10)
Arkansas	W, 4-2
Northwestern State	W, 10-3
New Orleans	L, 6-8
at Florida	L, 5-8
at Florida	L, 1-7
at Florida	W, 6-3
at Southern	W, 8-3
Centenary	W, 6-0
Alabama	W, 3-0
Alabama	L, 5-6 (11)
Alabama	W, 9-7
at Southern Miss	W, 8-4
at Ole Miss	L, 1-2
at Ole Miss	L, 1-7
at Ole Miss	W, 8-2
Nicholls State	W, 11-2

at New Orleans	L, 5-6
Georgia	L, 3-6
Georgia	L, 8-9
Georgia	T, 10-10 (12)
at Tulane	W, 8-4
McNeese State	W, 6-0
South Carolina	W, 11-3
South Carolina	W, 11-10 (11)
South Carolina	W, 6-3
UL-Lafayette	W, 5-3
at Kentucky	W, 3-1 (10)
at Kentucky	W, 12-5
at Kentucky	W, 9-8
Mississippi State	W, 15-6
Mississippi State	W, 16-4
Mississippi State	W, 9-6
New Orleans #	W, 7-6 (15)
at Auburn	W, 6-4
at Auburn	W, 15-6
at Auburn	W, 11-7

SEC TOURNAMENT**HOOVER, ALA.**

South Carolina	W, 5-4 (10)
Vanderbilt	W, 8-2
Alabama	W, 12-8
Ole Miss	W, 8-2

NCAA REGIONAL**BATON ROUGE, LA.**

Texas Southern	W, 12-1
Southern Mississippi	W, 13-4
Southern Mississippi	W, 11-4

NCAA SUPER REGIONAL**BATON ROUGE, LA.**

UC Irvine	L, 5-11
UC Irvine	W, 9-7
UC Irvine	W, 21-7

COLLEGE WORLD SERIES**OMAHA, NEB.**

North Carolina	L, 4-8
Rice	W, 6-5
North Carolina	L, 3-7


at Zephyr Field (Metairie, La.)



Coach Paul Mainieri presents third baseman Michael Hollander with the 2008 Wally Pontiff Jr. Scholar Athlete Award.



Pitcher Jared Bradford receives the 2008 Skip Bertman Award for inspirational leadership from Paul Mainieri and Skip Bertman.



The 2008 Tigers pose in front of Rosenblatt Stadium prior to the College World Series.



Dr. John V. Lombardi

President, Louisiana State University System



Dr. John V. Lombardi is the fifth individual to serve as the President of the Louisiana State University System. As its Chief Executive Officer, Dr. Lombardi oversees 11 institutions, including five academic campuses, as well as 10 public hospitals located throughout the state. He is also a Professor of History at Louisiana State University and Agricultural and Mechanical College.

Dr. Lombardi was born in Los Angeles, California and attended Pomona College where he earned his bachelor's degree. He received his M.A. and Ph.D. degrees in history from Columbia University. He joined the faculty in the Department of History at Indiana University, where he later served as Dean of International Programs and Dean of the College of Arts and Sciences. In 1987, he became Provost and Vice President for Academic Affairs at the Johns Hopkins University. From 1990-1999, Dr. Lombardi was President of the University of Florida. Prior to his appointment as President of the LSU System, he served as Chancellor of the University of Massachusetts Amherst.

He is a Latin American historian, with a special interest in Venezuela. Dr. Lombardi is also one of the country's foremost authorities in higher education, serving as Co-Editor of The Top American Research Universities. He is the author of numerous professional publications, and along with his wife, Cathryn, co-authored a teaching atlas on Latin American History. He has taught courses in history, intercollegiate sports, and university management.



Dr. John Lombardi addresses the LSU Board of Supervisors at his introductory Board meeting on July 13, 2007.

INTRO

THIS IS LSU

PREVIEW

TIGERS

COACHES

REVIEW

HISTORY

RECORDS

LSU

LSU Board of Supervisors



Ronald A. Anderson
Baton Rouge, La.
District 6



Dr. Jack A. Andonie
Metairie, La.
District 1



R. Blake Chatelain
Chairman-Elect
Alexandria, La.
District 5



Tony Falterman
Napoleonville, La.
District 3



Dr. John George
Shreveport, La.
District 4



Hank Gowen, Jr.
Shreveport, La.
District 4



Stanley J. Jacobs
New Orleans, La.
District 1



Alvin Kimble
Baton Rouge, La.
District 6



Laura A. Leach
Lake Charles, La.
District 7



James Moore
Monroe, La.
District 5



Ben W. Mount
Lake Charles, La.
Member at Large



Dorothy "Dottie" Reese
New Orleans, La.
District 2



James P. Roy
Chairman
Lafayette, La.
District 7



Jerry E. Shea, Jr.
New Iberia, La.
District 3



Rod West
New Orleans, La.
District 2



Henry Barham
Shreveport, La.
Student Representative





Dr. Michael V. Martin

Chancellor, LSU



Dr. Michael V. Martin was approved as the eighth chancellor of LSU by the Board of Supervisors on June 5, 2008. Dr. Martin, formerly the president of New Mexico State University, had served at NMSU since 2004.

In his time at NMSU he was praised for his reorganization of the university's athletic department and physical plant, as well as his fundraising prowess. A 1969 graduate of Mankato State College, Dr. Martin received a Ph.D. in applied economics from the University of Minnesota in 1977 and has since worked in both academic and administrative capacities at universities such as Minnesota, Oregon State University and the University of Florida.

An agricultural economist, Dr. Martin is considered an expert on land-grant universities.

Dr. Martin became president of New Mexico State University on July 1, 2004. An academic leader dedicated to the land-grant mission of teaching, research and extension service, he was awarded the 2008 Distinguished Leadership Award by Leadership New Mexico. Dr. Martin was recognized as a strong voice for education and the agriculture industry in New Mexico. The Leadership New Mexico Distinguished Leadership Award recognizes an individual who has used his/her leadership abilities to improve the quality of life for New Mexico citizens and future generations.

Dr. Martin also was named the recipient of the Justin Smith Morrill Memorial Award in 2007. This national award, named after the author of the bill creating land-grant universities, honors and recognizes outstanding service on behalf of the land-grant mission. Only six individuals have been designated to receive this award since it was first given in 1980.

Dr. Martin established at NMSU the One University concept and called for a five-year plan titled "Living the Vision" to take the university to "the next level." He laid the groundwork for university wide extension and created the J. Paul Taylor Social Justice Symposium.

During his tenure at NMSU, the first capital campaign was established with a goal of raising \$150 million by 2010. The campaign met its goal in the first half of the seven-year fundraising plan. Dr. Martin also oversaw the establishment of a system of research clusters that revolve around five areas in which NMSU scientists and researchers have expertise: 21st century aerospace, information sciences, bioscience, southwest border issues, and natural resources.

Dr. Martin was a recognized leader in New Mexico, being named a powerbroker by the New Mexico Business Weekly in 2006. He continues to be active as a scholar and has written numerous book chapters and articles for academic journals, trade publications and the popular press. He recently has published pieces for The Chronicle of Higher Education and University Business. Named the Outstanding Alumnus of Minnesota State University Mankato in 2006, Dr. Martin

also received the NMSU Social Justice Award in 2005.

Before arriving at NMSU, he served for six years as vice president for agriculture and natural resources at the University of Florida, leading the university's Institute of Food and Agricultural Sciences with more than 3,000 employees statewide. He was elevated to senior vice president of the University of Florida shortly before being selected as NMSU's president.

Previously, he was vice president for agricultural policy and the dean of the College of Agricultural, Food and Environmental Sciences at the University of Minnesota. He began his academic career at Oregon State University as a faculty member in the Department of Agricultural and Resource Economics.

A native of Crosby, Minn., Dr. Martin completed a bachelor's degree in business and economics and a master's degree in economics at Mankato State College (Minnesota State University) in Minnesota. He received his Ph.D. in applied economics from the University of Minnesota in 1977. His areas of specialization are marketing, prices, international trade, public policy, transportation and business logistics.

Some of his philosophy is summed up in the following quote: "It is the tradition of land-grant universities to be non-traditional," written as part of a 2001 article titled "The Land-Grant University in the 21st Century," published in the Journal of Agricultural and Applied Economics. He traced the history of the land-grant movement from the mid-1800s and concluded that "the fundamental land-grant principles of accessibility, practical as well as classical education, research and discovery in the public interest, and connectedness to all the people remain powerful and profound."

He has been active in professional and community service organizations, including the Farm Foundation's Bennett Agricultural Round Table, the National Agricultural Biotechnology Council and the Florida Agricultural Resource Mobilization Foundation. He is a member of the American Economic Association, the American Agricultural Economics Association, the International Association of Agricultural Economics, the International Agricultural Trade Research Consortium, the Sigma XI Scientific Research Society and the Economic History Association.

Dr. Martin and his wife Jan have two children, both adopted from South Korea. Amanda, a graduate of the University of Wisconsin-Eau Claire, is a graphic artist in Saint Paul, Minn. Sam, with a bachelor's degree from the University of Minnesota and a master's from Sarah Lawrence College, is a genetics counselor at Beth Israel Hospital in New York City.



Dydia DeLyser

Faculty Athletics Representative

Dydia DeLyser, an associate professor in the Department of Geography and Anthropology, serves in her second year as LSU's Faculty Athletics Representative.

DeLyser, a native of Santa Monica, Calif., earned her bachelor's degree in 1992 from UCLA, and her master's and doctoral degrees from Syracuse University (in 1996 and 1998).

DeLyser arrived at LSU in August 1998 as an Instructor before becoming an assistant professor one year later. She was promoted to associate professor with tenure in August 2005.

DeLyser is a cultural-historical geographer. Her research has been both ethnographic and historical, and most of it questions how different built landscapes can help make the past meaningful in the present.

Much of her published research has focused on two different studies. One was a many-year ethnographic study of a ghost town in California (Bodie State Historic Park) where she examined how images and ideas about the American mythic West became meaningful


to the tourists who visited the town. The second was an historical study that examined a 19th century novel (Ramona) and how it changed the way people understood (and still understand) southern California's past.

Her current research concerns early women aviators and how they used their practices of flying to advance feminism in the post-suffrage era.

DeLyser teaches graduate courses in cultural geography, qualitative research, and academic and professional writing. She has also taught undergraduate courses in cultural, and urban geography, and an introductory world-regional geography course.

DeLyser is a first-generation American -- her parents were Dutch immigrants and English is her second language. She also has language abilities in Russian and Spanish.

DeLyser's hobbies include driving/riding antique cars and motorcycles. She is also a licensed pilot and co-owns a Citabria, which is a two-place aerobatic airplane.



LSU coach Paul Mainieri accepts the 2008 SEC Tournament Championship trophy from league commissioner Mike Slive.

The Southeastern Conference

Setting the Standard for Intercollegiate Athletics in Baseball

The Southeastern Conference, with its storied 75-year history of athletic achievements and academic excellence, has built perhaps the greatest tradition of intercollegiate competition in baseball of any league in the country since its inception in 1933.

The SEC posted another tremendous season in 2008 as the conference had nine teams earn selection to NCAA postseason play and Georgia and LSU advancing to the College World Series. A SEC squad has now appeared in the College World Series 23 of the last 24 years. Georgia advanced to the National Championship Series, marking the fourth time since 2000 an SEC team played for the national championship in Omaha. LSU won the SEC tournament title over Ole Miss. Georgia won the SEC regular-

season title with a 20-9-1 conference record.

The Southeastern Conference boasts 11 former National Players of the Year (Vanderbilt's David Price won in 2007), nine Baseball America Coach of the Year and seven Collegiate Baseball Coach of the Year honors. 140 student-athletes have been named first-team All-American, seven of which came in 2008.

Eight SEC players were taken in the first round of the 2008 Major League Baseball Amateur Draft, held Tuesday in New York City, including the second pick overall. Vanderbilt's Pedro Alvarez was the second overall pick of the draft by the Pittsburgh Pirates. Vanderbilt's David Price was the first overall pick in 2007, while Luke Hochevar of Tennessee was first overall in 2006.

Georgia's Gordon Beckham was taken eighth in 2008 with Justin Smoak of South Carolina at No. 11. With those eight selections this year, the SEC has now had a first round selection in each year since 1991 and 76 total in the first round during that time.

The SEC drew over 1.6 million fans to its on-campus ballparks in 2008 for the third year in a row, nearly double that of the next closest conference. Six SEC teams drew in excess of 100,000 fans to their parks in 2008. The SEC averaged 4,044 fans per game in 2007, the second straight year to exceed the 4,000 mark. South Carolina and LSU will both open new parks in 2009. The SEC Baseball Tournament drew 124,139 fans, the second-most all-time.

Notes

- The SEC has sent 36 teams to the College World Series since 1990. That was accomplished despite no SEC teams making the field in 1992. LSU has been to Omaha 11 times, Georgia five times and Florida and Mississippi State four times, while Alabama, South Carolina and Tennessee have been three times each. Auburn has been once, while Arkansas also advanced in 2004.

- SEC teams have won six of the last 19 national championships, with LSU winning five (1991, 1993, 1996, 1997, 2000) and Georgia claiming the 1990 title. The SEC has finished runner up four times in that time, 1997, 2002, 2005 and 2008.

- SEC teams are 66-63 since 1990 in Omaha, a 51.2 winning percentage. Not counting games against each other, the SEC has a 51-49 record in the CWS since 1990, a 51.0 winning percentage.

- The SEC has played 29 games in the "Final Four" of the College World Series since 1990, an average of 1.5 per year. Only five times, 1992, 1994, 2003, 2006 and 2007 has the SEC failed to get a team to the "Final Four" of the CWS.

- The SEC has averaged nearly eight games played per year in the College World Series since 1990. In 2004, 12 of the 15 games played in Omaha involved a SEC team. In 1997, the SEC had a team in 13 of the 14 games played in the CWS. Since 1990, an SEC team played in 114 of the 270 games played in the College World Series, an amazing 42.2 percent of games.

- The SEC has sent nine of its 12 schools to the College World Series since 1990 - Alabama, Arkansas, Auburn, Florida, Georgia, LSU, Mississippi State, South Carolina and Tennessee.

- Since 1990, 122 SEC squads have been invited to the NCAA Tournament, an average over six per season. The SEC set yet another NCAA record in 2004, 2005 and 2008 with nine teams earning postseason births. The SEC also had a NCAA-record five teams earn regional host sites in 2004 and 2006.

- The SEC has had an NCAA-high 10 different teams compete in the 57-year history of the College World Series. In those appearances, the conference has registered a 88-104 record, a 45.8 winning percentage.

- Since 1990, 23 SEC squads have posted 50+ win seasons, while 91 have won 40+ games in a season, including five teams in 2008.

- The SEC posted a 247-107 record against non-conference foes in 2008, a 69.8 winning percentage. Since 1990, the SEC has accumulated a 4545-1733-4 record against non-conference teams, a 72.4 winning percentage.

- SEC teams have also been strong in the polls. Since 1990, 88 conference teams have appeared in the final Baseball America poll, 95 in the final Collegiate Baseball poll and, since 1992, 85 in the final ESPN Coaches poll.





INTRO
THIS IS LSU
PREVIEW
TIGERS
COACHES
REVIEW
HISTORY
RECORDS
LSU

Throughout its 76-year history, the Southeastern Conference has been a leader in the integration of athletic competition and higher education.

Since its formation in 1933, the SEC has achieved both stature and stability by designating governing/voting power to the presidents of the member institutions. They have determined the policies of the conference and through the years this involvement has been the principal source of strength in the evolution of the SEC.

Intercollegiate athletics encountered many challenges in the 1990s and again the SEC provided guidance. In 1993, the member institutions adopted The Principles of Gender Equity. Committed to increasing the quantity and quality of women's athletic opportunities, each school provides at least two more women's intercollegiate programs than the number of men's.

Faced with the task of conference realignment after competing with 10 members since 1966, the SEC welcomed the University of Arkansas and the University of South Carolina in 1991.

SEC schools began athletic competition with one another almost 100 years ago as members of the Southern Intercollegiate Athletic Association.

Seven institutions (Alabama, Auburn, Georgia, Georgia Tech, North Carolina, Sewanee and Vanderbilt) attended the SIAA organizational meeting of faculty representatives in Atlanta in 1894.

Basketball moved quickly to the South as Vanderbilt was playing at the Nashville YMCA in 1893, just two years after Dr. James Naismith originated the game at Springfield (Mass.) College. Basketball became an intercollegiate sport in 1901 and in 1908 Vanderbilt was meeting Columbia and Yale intersectionally.

The seven-member SIAA expanded to 19 institutions in 1895 and by 1920 there were 30 members.

The larger schools reorganized as the Southern Conference in 1920. Despite an original limit of 16, the membership grew to 23 by 1928.

The 13 members west and south of the Appalachian Mountains reorganized as the Southeastern Conference at the annual SC meeting in 1932. The 10 coast members remained in the Southern Conference. Charter members of the new conference were: Alabama, Auburn, Florida, Georgia, Georgia Tech, Kentucky, LSU, Mississippi, Mississippi State, Sewanee, Tennessee, Tulane and Vanderbilt. (Sewanee withdrew in 1940, Georgia Tech in 1964 and Tulane in 1966).

The first SEC champions were crowned in 1933 in four sports (baseball, basketball, football and outdoor track). The league's inaugural championship event was a basketball tournament in Atlanta in 1933. Records show the first men's team title for cross-country was awarded in 1935, while golf and swimming were added in 1937. The league later began hosting championships in tennis (1953) and indoor track (1957).

In the 1979-80 academic year SEC championships for women were recognized in basketball, tennis and volleyball. The following year golf, gymnastics, swimming and track and field were added. The administration of women's athletics officially came under the auspices of the conference office in 1984.

The SEC currently regulates nine men's sports and 11 women's sports: Men—baseball, basketball, football, golf, swimming, tennis and track (cross country, indoor and outdoor). Women—basketball, golf, gymnastics, soccer, softball, swimming, tennis, track (cross country, indoor and outdoor) and volleyball.



The SEC office is located in Birmingham, Ala.



Michael L. Slive
Commissioner

SEC Commissioner

The office of the commissioner was formed in 1940 in Jackson due to the great amount of detail work developing, especially in recruiting and eligibility. Former Mississippi Governor Martin S. Conner took office as commissioner Aug. 21, 1940. Conner later became ill and the secretary of the conference, Dean N.W. Dougherty of Tennessee, served as acting commissioner during the fall of 1946.

The office moved to Birmingham with the appointing of Bernie H. Moore as the second full-time commissioner on Feb. 21, 1948. Moore, a former LSU coach, guided the SEC to national respect in his 18-year tenure. A.M. (Tonto) Coleman succeeded Moore upon his retirement April 1, 1966. The Alabama native, who was reared in Texas and experienced in athletic coaching and administration, served six and a half years.

Dr. H. Boyd McWhorter, then Dean of Arts and Sciences at Georgia, secretary of the league since 1967, accepted the position upon the retirement of Coleman Aug. 1, 1972. Under his leadership the SEC experienced

unparalleled growth. In McWhorter's first year the SEC distributed \$1.57 million and 14 years later (1986), the league distributed \$15 million in revenue to the member institutions.

Dr. Harvey W. Schiller, an Air Force colonel and faculty chair at the U. S. Air Force Academy, followed McWhorter upon retirement, taking office Sept. 15, 1986. Under his guidance the SEC established itself as a leader in the areas of athletic scholarship and marketing.

Roy F. Kramer succeeded Schiller on Jan. 10, 1990. Kramer, who has served on numerous NCAA committees, joined the league office after spending 12 years as athletic director at Vanderbilt. Kramer held the office of Commissioner for more than 12 years before retiring in the summer of 2002.

Michael L. Slive, who served as Commissioner of Conference USA for seven years, was appointed the seventh Commissioner of the Southeastern Conference on July 2, 2002.





LSU Alumni Games have featured several former Tigers that are active in pro baseball.

L **SU Baseball Alumni** are former players, coaches, trainers and equipment managers who organize functions to benefit the LSU Baseball program.

LSU acknowledges the rich tradition of values in its baseball program. LSU Baseball Alumni seek to pass along to future students and athletes the sense of community, the sense of family, the element of teamwork and the camaraderie learned as members of the LSU Baseball program, and to further commit to Louisiana State University their loyalty and appreciation.

Prior to the 2009 season, LSU Baseball played host to the First Pitch Banquet, which featured Chicago Cubs general manager Jim Hendry as its guest

speaker. The event honored members of LSU's 2000 national championship team.

Hall of Fame manager Tommy Lasorda was the keynote speaker for the 2008 First Pitch Banquet, which honored the Tigers' 1991 and 1993 national championship teams.

The baseball program also welcomes its former players back to the LSU campus each fall for the annual Alumni Golf Tournament.

LSU Alumni also participate in the YMCA Baton Rouge Kids' Baseball Clinic each February in Alex Box Stadium. The event is a free instructional clinic conducted by an All-Star list of current and former professional players, scouts and coaches.



LSU coach Paul Mainieri celebrates the Tigers' 2008 NCAA Super Regional title with former players (l-r) Warren Morris, Todd Walker and Ronnie Rantz.



Chicago Cubs shortstop Ryan Theriot (left) with current Tiger Nicholas Pontiff during the 2006 Alumni Game.



Former Tigers who have been active in professional baseball regularly participate in LSU Baseball Alumni events. Enjoying the annual Alumni golf tournament are Randy Keisler, Brad Cresse, Brian Tallet and Kurt Ainsworth.

Alumni Directory

on LSUSports.net

Attention Alumni! LSU Baseball needs your help! LSU has set up an easy way for you to stay in touch with the program and the proud tradition you helped to establish.

Simply go to the website at www.lsusports.net and click the TEAMS menu. Then click BASEBALL from the drop-down menu and click the ALUMNI ONLY button at the right. From there, just fill in your information and hit Submit. If you'd like, include your work information, cell number, family information, birthdate and any other info in the space provided.





The LSU Baseball Coaches Committee is proud to be a part of the Tiger Baseball Program. The group is comprised of men and women who have joined together to support LSU Baseball. Coaches Committee funds have assisted the baseball program in purchasing equipment and upgrading facilities. Three different membership levels give fans an opportunity to be closely involved with the success of LSU Baseball. For information on joining the Coaches Committee, call the LSU Baseball office at (225) 578-4148.

GOLD LEVEL

Dr. H.P.	Armstrong
Marvin	Bankston
Charles	Becker
Carl	Benedict
Barry	Blumberg
David	Bondy
Hart	Bourque
Hal	Brannan
Dana	Brown
Chip	Burr
Phillip	Cancilleri
Dr. Charles	Carville Jr.
Joe	Cefalu
Nick	Cefalu
Joe	Clements
Brian	Dearing M.D.
Claude	Derbes
Brian	Dyess
Ernest R.	Eldred
Mark	Field M.D.
Kenneth	Futch
Billy	Guitreau
Richard	Helmer
Reuben	Klibert
William S.	Kubricht III, MD
David	Landers
Sam	Lavergne
Wayne	Leader
Charles	Leblanc
Bob	Leitner
Dan	McNamara
Frank	Miller
Reynolds	Moran
TJ	Moran
Harry	Morel
Dr. Greg	Mula
Steve	O'Brien
Bob	Pearson
Jimmy T.	Sessions
Steven	Sherman
Derrick	Spell MD
J. K.	Stringer
Perry	Verret
Randy	Zinna

PURPLE LEVEL

Doug	Allen
Randy	Aucoin
Ed	Bourgeois
Mike & Teresa	Curtis
Michael	David
John	Edwards
Stephen	Erwin
Jimmy	Guidroz
Brad	Hawpe
Brennan	Kelsey
Perry	Leblanc
Oscar	Lejeune
Lester A.	McLin, Jr.
Richard	McShan
Charles	Millet Jr.
Charles	Radcliff
Gene	Reagan
Timothy R.	Ricketts
Thomas	Smart
Steve	Stumpf
Johnny	Suchy
Geary	Vance
Otey	White

PINSTRIPLE LEVEL

Sterling	Abnerethy
Joseph	Accardo
Louis	Achee
John	Anderson
Dr. Jack	Andonie
John	Arbour
Keith	Arcenaux
Dennis	Aucoin
John	Bahlinger
Wayne	Bajon
Russell	Bankston
Omar	Banos
Thomas	Barfield
Michael	Barish
Rick	Barrios
Mary Ann	Barton
Patrick	Beach
Henry J. "Bubbe"	Bearman
V.J.	Bella
Albert	Bellott
Doug	Bennett
J. W.	Bennett
Dale	Bernard
Dean	Bertuccini
Judy	Betz
Robert	Betz
John	Beyl
Keith	Bischoff
Ralph	Bisland
Bryce	Blades
Nick	Blanc
Gerald P.	Blanchard
Michael	Blanchard
Steve G.	Bokun
Howard	Bolton
Ronny	Bonnecaze
Tyrrell	Bordelon
James	Bourg
Millard	Bourgeois
Thomas	Breaux Sr.
Joseph	Britt
Wayne	Broussard
Brenda	Brown
Vicki	Brown
Hugh	Buckingham
Dr. M.J.	Bullock
Kent	Burgess
Charles Fred	Burley
Darlene	Bush
Barry L.	Byrd
Michael	Caldwell
Ann & Press	Campbell
Harold	Canchola
Ken	Carpenter
Ronny	Champlin
Don	Chaney
Janet	Chighizola
Arthur G.	Cleveland
Gregg	Cordaro
Charles E.	Corkern
Doug	Cossman
F. Baron	Craft
Gerald	Creed
Vicki	Crochet
Lora Barrow	Cross
Pat	Cuntz
Charles	Currier
Phyllis	Cutrer

W.M.	Daniel
Danny	Daniel Jr.
Danny	Daniel Sr.
Peter	Davis
Donald P.	Decell
Wayne	Decoteau
W. Gene	DeLozier
Dick	Derbes
Kevin	Deroux
John	Deselle
Gerald	Didier
William	Dill
James	Dixon
Michael	Donahue
James	Dore
Ken	Doucet
Jim	Dousay
Marvin	Dugas
Robert	Dugas
Mark	Dupree
Jerry	Eggert
Jim	Ellis
Suzanne	Elmer
Tony	Ezernack
Hershel	Falcon
Lester	Falgoust
Terril	Faul
Dan	Faulk
Robert	Feldman
Cary	Fontenot
James	Fontenot
Matthew	Forest
Bruce	Frank
Jimmy	Gaidry
Lucy	Garrison
Glynn P.	Gautreau
Joe	Gerdes

Don	Ghere
Rebecca	Gibbs
Les	Gibson
Wally	Gladney
E.R.	Glasgow
Ray	Glasgow
Dr. Tom	Graves
Louis	Green
Jess	Griffin
Frank	Guarisco
Nicole	Guerin
Carlos	Guidry
Doug	Guidry
Glenn	Guidry
Chris	Guillot
Donald	Gustafsson
Buddy	Hair
Duz	Hamilton
Lurry	Hamilton
Bruce	Hammatt
Marty	Haydel
Richard	Haydel
Anita	Haywood
Albert	Hermann
Bob	Hester
John	Hillman
Jay	Hogue
Mike	Hollander
Paul & Bonnie	Hollis
Woodrow	Holloway
Horizon Wealth	Mgmt.
James D.	Hughes
Doug	Hunter
MGM	Investigations
M. Kramer	Irby
Terry	Irby
Richard	Istre

Ronald	Jackson
Boyd	Jeffers
Binky	Julian
David	Kelly
Keith	Kimble
Robert	King
Larry	Kinlaw
Henry	Lacinak
Donnie	Lacombe
Keith	Lancaster
Hal	Lancon
John	Langlois
Camie	Lapenas
Buddy	Leblanc
Ronald	Leblanc
Mike	Lee
Robbie	Lee
Lyle	Lejeune
David	LeRay
Mark	Levert
Dr. Stephen	Lindsey
Richard	Lipsey
Susan	Lipsey
Marty	Luther
Jim	Malmberg
Tony	Marabella
John	Marie
Frank	Marques
Jorge	Martinez, MD
Jimmy	Mathes
Arliss	McClendon
Kevin	McDugle
Dan	McGrew
John	McKay
McKneely Funeral	Home
Joey	Melancon
Catherine	Messenger



Hall of Fame manager Tommy Lasorda served as the keynote speaker for the 2008 LSU Baseball First Pitch Banquet, a fund-raising event sponsored by the Coaches Committee. Lasorda (middle) was presented with an LSU baseball jersey by coach Paul Mainieri (right) and athletics director Skip Bertman (left.)

Clyde Messenger
 Andrew C. Messina
 Frank Middleton
 Jayne L. Middleton
 Vernon P. Middleton
 David Mills
 Charles Minyard
 Mark Monrose
 A.T. Montagnino
 Hillar Moore
 Leah Moore
 Steve Moore
 Jessie Mulkey
 Robert J. Muller MD
 John Murphy
 Chrystal Musgrove
 Carl Nayden
 Pop Neumann
 Mark Normand
 Mike Odom
 Marvin O'neal
 Jerry "Birdman" Padgett
 Bob Parker
 Charles Parker
 Terry Passman
 Russell Payne
 Carl Peavy
 G. Allen Penniman, Jr.
 Charles Perrault
 Shawn Perret
 Elizabeth Perry
 Eric Oliver Person
 Roy Pickren
 Gwen Pine

Wally Pontiff
 Lionel Porta
 Loyson Porta
 Arthur Pourciau
 Eddie Pullaro
 Scott Purdin
 Frank Ragsdale
 Sam Raney
 Ronnie Rantz
 Tom Ranzino
 Michael Rawson
 Charles Richardson
 Bob Roland
 Michael Romeo
 Jules Rousseau
 Gerard Ruth
 Ken Sandberg
 A.C. Scott
 Louis Selig
 Mike Serio
 Mike Shelton
 Jodi Silvio
 Joseph Simmons
 Chip Simon
 Rusty Simoneaux
 Fred Smith
 Robert Smith
 Robert L. Smith
 Brian Stagg
 Tom Starks
 Charles Steele
 Prentiss Stevens
 Edward Stock
 Wayne Stofsky

Marvin E. Stuckey, M.D.
 Richard Sturlese
 Steve Switzer
 Robert Taylor
 Sterling Temento Jr.
 Jim Terrell
 Jim Terrill
 Herman Thibodeaux
 Michael Thibodeaux
 Phillip Thibodeaux
 J.C. Thompson
 Frederick Tillery
 Timothy Toler
 Mike Tonguis
 Steve Tope
 Robert Trahan
 Mack Truluck
 Douglas Varnado
 Dale Verdugo
 Ernie Verges

Michael Vincent
 Dennis Walczak
 Alex Wall Jr.
 Robert E. Waltman
 Jodi Warren
 Lynn "Buddy" Webre
 Chester Welch
 Marion Welch
 Rita Werner
 Glynn West
 Jean Wilcox
 Bobbie Williams
 Lee Terry Williams
 B Lehman Williamson
 Woody Wilson
 Railler Wiltz
 Patricia M. Womack
 Carolyn Wright
 Tom Wunderlich

INTRO

THIS IS LSU

PREVIEW

TIGERS

COACHES

REVIEW

HISTORY

RECORDS

LSU



ESPN interviewer and Las Vegas personality Roy Firestone performed his sports-oriented variety show as part of a fund-raiser sponsored by the Coaches Committee on December 11, 1998.



Coaches Committee funds helped make the original Alex Box Stadium one of the nation's finest college baseball facilities.



Members of LSU's 1991 national championship team were honored at the 2008 First Pitch Banquet, including relief ace Rick Greene, the Tigers' all-time saves leader.





Sports Museum

JACK & PRISCILLA ANDONIE

The Jack and Priscilla Andonie Museum is home to LSU's athletics history. The museum, located at the Lod Cook Alumni Center on LSU's campus, is full of artifacts and memorabilia from the Andonie's personal collection gathered by the couple over the past three decades. The museum features more than 115 precious pieces of LSU memorabilia. Among these are the 1926 program of the dedication of the campus; the 1936 Sugar Bowl program signed by Governor Oscar K. Allen; Chinese Bandits' hats, jerseys and game ball of the 1958 National Champions; Shaquille O'Neal's and Pete Maravich's jerseys and game shoes; coach Skip Bertman's championship game uniform; the Tiger Band's national championship trophy; coach Dale Brown's favorite game tie; coach Nick Saban's Sugar Bowl headphones; and the 2003 national championship signed game ball.

Twenty-four wall mounted TVs simultaneously broadcast music videos of the Tiger Band, Cheerleaders, Golden Girls, significant LSU Sports moments, and campus scenes from the 1930s, 40s and 50s. These videos are synched to the wonderful music of the LSU Band and were created exclusively for the Andonie Museum. A movie screen is installed across the corridor entrance displaying highlights of the 2003 and 2007 championship football seasons.

Twenty-two huge purple and gold banners add bursts of color to the museum's wall displays. These banners provide information about legendary coaches Paul Dietzel and Charles McClendon. The banners also pay tribute to LSU's SEC and national championship teams.



Amenities

- ▶ 54 sports displays
- ▶ 24 large wall-mounted television screens
- ▶ 13,000 LSU artifacts and memorabilia
- ▶ Numerous kiosk displays

Museum Hours

FREE ADMISSION

Mon. - Fri. 9 a.m. - 4:30 p.m.
Sat. & Sun. 1:30 - 4:30 p.m.

Athletic Facilities

INTRO

THIS IS LSU

PREVIEW

TIGERS

COACHES

REVIEW

HISTORY

RECORDS

LSU



Tiger Stadium

Football

Built - 1924 • Capacity - 92,400

Largest Crowd - 93,039 vs. Alabama on Nov. 8, 2008



Pete Maravich Assembly Center

Men's and Women's Basketball, Volleyball and Gymnastics

Built - 1971 • Capacity - 13,215

Largest Crowd - 15,694 (MBKB vs. Ole Miss on Feb. 25, 1981)



Alex Box Stadium (retired after 2008 season)

Baseball

Built - 1938 • Capacity - 7,760

Largest Crowd - 8,701 vs. Mississippi State on May 11, 2008



Bernie Moore Track Stadium

Men's and Women's Outdoor Track & Field

Built - 1969 • Capacity 13,213

Largest Crowd - 3,947 on June 1, 2002 (NCAA Championships)



Tiger Park (retired after 2008 season)

Softball

Built - 1996 • Capacity - 1,000

Largest Crowd - 2,326 vs. Tennessee on April 28, 2007



Soccer Complex

Women's Soccer

Built - 1996 • Capacity - 1,500

Largest Crowd - 2,402 vs. Tennessee on Oct. 5, 2007



W.T. "Dub" Robinson Stadium

Men's and Women's Tennis

Built - 1970 • Capacity - 550



Natatorium

Men's and Women's Swimming & Diving

Built - 1985 • Capacity - 2,200



LSU ATHLETICS Championship TRADITION

2007-2008 ATHLETICS YEAR IN REVIEW

The Nation's Elite Teams



Football

The Tigers celebrated the 10th SEC Championship in school history and capped an amazing season with the program's third national title and second since 2003. LSU posted a 12-2 overall record and a 6-2 mark in SEC play. The Tigers tallied their fourth BCS bowl victory as LSU defeated Ohio State, 38-24, in the 2008 BCS National Championship Game.



Women's Basketball

The Lady Tigers reached their fifth-straight NCAA Final Four with a 31-5 overall record after wins over Jackson State, Marist, Oklahoma State and North Carolina, in the NCAA Tournament. LSU claimed the SEC regular season title with an unblemished 14-0 mark, representing the second time in the last four seasons the Lady Tigers ran through the conference schedule unbeaten.



Track and Field

The LSU women's track and field team claimed the 10th NCAA Outdoor Track and Field Championship in school history, and the Lady Tigers were NCAA runners-up during the indoor season. The LSU men's track and field team placed second at the NCAA Outdoor Championships. The Lady Tigers swept both the SEC Indoor and Outdoor titles, while the men's team captured league runner-up honors during both seasons.



Baseball

The baseball team completed one of the most remarkable turnarounds in SEC history as the Tigers reached the College World Series for the 14th time. The Tigers, who once held a 6-11-1 record in SEC play, won the SEC Western Division, the SEC Tournament, the NCAA Baton Rouge Regional and the NCAA Baton Rouge Super Regional. The turnaround was sparked by an SEC-record 23 consecutive wins down the stretch.



Gymnastics

The gymnastics team advanced to the NCAA Super Six for the first time in program history after the Tigers won the NCAA Central Regional. LSU finished fifth at the NCAA Championships. The fifth-place ranking marked the highest finish for a Tiger gymnastics team since 1988, which was prior to the establishment of the NCAA Super Six. LSU now has 24-consecutive postseason appearances.

How The West Was Won

LSU became the first school to claim the SEC Western Division title in all three fall sports -- football, volleyball and soccer -- and the Tigers added another divisional championship in the spring with baseball. The volleyball team won its third-straight Western Division title with a 25-8 overall record, and the soccer team finished with a 12-5-7 overall mark to win the program's first division crown.



Elite Athletes

Kelly Baptiste

WOMEN'S TRACK & FIELD

Kelly Baptiste led the Lady Tigers to their 25th NCAA Championship by scoring a team-high 19 points at the outdoor nationals. She became the fifth Lady Tiger to be crowned NCAA champion in the 100-meter dash, while she also added All-America honors in the 200 meters, 4x100 relay and 4x400 relay.

Blake Dean

BASEBALL

Blake Dean will go down in LSU lore as one of the greatest hitters in postseason history, batting .404 in the Tigers' postseason run to the College World Series. The sophomore was a first-team All-American by Baseball America, and he provided game-winning hits in four postseason contests, including a memorable walk-off, three-run double to lead LSU past Rice in the CWS.

Kevin Dessauer

MEN'S TENNIS

Kevin Dessauer led the Tigers to their 14th-straight NCAA Tournament appearance as the 2008 team captain. On the courts, Dessauer finished second on the team with 21 singles victories. Off the courts, he ended his undergraduate career with a perfect 4.0 grade point average and was the recipient of the Southeast Regional ITA/Arthur Ashe Award for Leadership and Sportsmanship.

Glenn Dorsey

FOOTBALL

Glenn Dorsey became the most decorated defensive player in school history and led the Tigers to their third national championship. Dorsey, the fifth pick of the 2008 NFL Draft by the Kansas City Chiefs, was a consensus first-team All-American. The senior was the recipient of the Outland, Nagurski, Lombardi and Lott Awards as college football's top defensive player.



Megan Falcon

WOMEN'S TENNIS

A two-time singles All-American, Megan Falcon continued her brilliant play in 2008, earning All-America honors and first team All-SEC recognition in her junior campaign. Falcon received a top 20 singles ranking for the second-straight season as she finished with a 27-7 overall record with 12 wins over ranked opponents.

Sylvia Fowles

WOMEN'S BASKETBALL

Sylvia Fowles closed her career as a unanimous first-team All-American, the WBCA National Defensive Player of the Year and the SEC Player of the Year. The 6-6 senior became the SEC's all-time leading rebounder and was the No. 2 pick in the WNBA Draft before going on to play for Team USA at the 2008 Olympics.



The Most Successful LSU Athletics Season In School History

LSU capped the most successful athletics season -- from top to bottom -- in school history by recording an eighth-place finish in the U.S. Sports Academy Director's Cup. The eighth-place finish is the highest for LSU since the inception of the director's cup in 1993-94. The Tigers accumulated an all-time high 1,085 points in 17 of a possible 20 sports, a first in school history. In all, the Tigers sent 19 of their 20 teams to NCAA post-season play in 2007-08. Eight teams finished in the top five nationally of their respective sports.



Susan Jackson ▲

GYMNASTICS

Susan Jackson became the fourth LSU gymnast to win an NCAA individual title in school history as she was the 2008 NCAA National Champion on the vault with a score of 9.8563 at the individual event finals at the NCAA Championships. The sophomore also earned All-America honors on the beam, floor, vault and all-around.

Andrew Loupe

MEN'S GOLF

Andrew Loupe was one of three LSU golfers to earn SEC All-Freshman honors in 2007-08. Loupe led the squad with a scoring average of 74.06 in 11 appearances, and his two top-10 finishes tied for a team-best mark.

Christoph Lubenau

MEN'S SWIMMING & DIVING

Christoph Lubenau shattered the school record in the 100-yard butterfly at the NCAA Championships (46.24) while earning NCAA All-America honors with a ninth-place finish. Lubenau added another All-America finish as part of the Tigers' school record-setting 200 freestyle relay.

Michelle Makasini

SOCCER

Michelle Makasini was chosen as a Top Drawer Soccer Honorable Mention All-American and became the second LSU soccer player in school history to earn first-team All-SEC honors as she helped lead the Lady Tigers to their first NCAA Tournament berth and an SEC Western Division title.

Elena Martinez

VOLLEYBALL

The 2007 SEC Defensive Player of the Year, the senior libero also earned honorable mention AVCA All-America honors and was a second-team All-SEC selection. Martinez led the conference in digs and digs per game, breaking the 21-year-old SEC record for digs in a season as LSU won its third-straight SEC West title and earned a third-straight NCAA Tournament berth.

Rachel Mitchell

SOFTBALL

A second-team NFCA All-South Region selection, the junior outfielder also earned first-team All-SEC honors. Mitchell ranked in the top 10 in the SEC in 10 offensive categories and was in the top 100 in the NCAA in five.

Anthony Randolph

MEN'S BASKETBALL

Anthony Randolph, after a stellar freshman season, became the 13th LSU player drafted in the first round of the NBA Draft when he was chosen with the 14th pick by the Golden State Warriors, the final pick of the NBA lottery teams.

Alexis Rather

WOMEN'S GOLF

Alexis Rather chipped in from off the green on the first playoff hole to give the Lady Tigers the eighth and final spot in the NCAA Division I Women's Golf Championships. LSU would go on to finish 15th, and after the season the senior would be named an assistant coach of the Ole Miss Rebels.



Richard Thompson ▲

MEN'S TRACK & FIELD

Richard Thompson proved to be the nation's most dominant sprinter in 2008 as he was named the NCAA Men's Outdoor Track Athlete of the Year. He became the first LSU athlete in program history to sweep NCAA titles in the 60-meter dash and 100-meter dash in the same season.

Rachel Ware

WOMEN'S SWIMMING & DIVING

Rachel Ware, the 2007-08 SEC Diver of the Year, recorded her third career NCAA All-America accolade when she finished 12th in the 1-meter springboard at the NCAA Championships.

2007-08 Director's Cup Standings

1. Stanford
2. UCLA
3. Michigan
4. Arizona State
5. Texas
6. Florida
7. California
8. LSU
9. Penn State
10. Georgia



45 National Team Championships

Men's Basketball (1)	1935
Boxing (1)	1949
Football (3)	1958, 2003, 2007
Men's Golf (4)	1940, 1942, 1947, 1955
Men's Indoor Track (2)	2001, 2004
Women's Indoor Track (11)	1987, 1989, 1991, 1993, 1994, 1995, 1996, 1997, 2002, 2003, 2004
Men's Outdoor Track (4)	1933, 1989, 1990, 2002
Women's Outdoor Track (14)	1987, 1988, 1989, 1990, 1991, 1992, 1993, 1994, 1995, 1996, 1997, 2000, 2003, 2008
Baseball (5)	1991, 1993, 1996, 1997, 2000

113 SEC Team Championships

Baseball (13)	1939, 1943, 1946, 1961, 1975, 1986, 1990, 1991, 1992, 1993, 1996, 1997, 2003
Men's Basketball (9)	1935, 1953, 1954, 1979, 1981, 1985, 1991, 2000, 2006
Women's Basketball (3)	2005, 2006, 2008
Football (10)	1935, 1936, 1958, 1961, 1970, 1986, 1988, 2001, 2003, 2007
Men's Golf (15)	1937, 1938, 1939, 1940, 1942, 1946, 1947, 1948, 1953, 1954, 1960, 1966, 1967, 1986, 1987
Women's Golf (1)	1992
Gymnastics (1)	1981
Men's Swimming & Diving (1)	1988
Men's Tennis (4)	1976, 1985, 1998, 1999
Men's Indoor Track (4)	1957, 1963, 1989, 1990
Women's Indoor Track (11)	1985, 1987, 1988, 1989, 1991, 1993, 1995, 1996, 1998, 1999, 2008
Men's Outdoor Track (22)	1933, 1934, 1935, 1936, 1938, 1939, 1940, 1941, 1942, 1943, 1946, 1947, 1948, 1951, 1957, 1958, 1959, 1960, 1963, 1988, 1989, 1990
Women's Outdoor Track (10)	1985, 1987, 1988, 1989, 1990, 1991, 1993, 1996, 2007, 2008
Softball (5)	1999, 2000, 2001, 2002, 2004
Volleyball (4)	1986, 1989, 1990, 1991

Overall NCAA Championships *

1. UCLA	103
2. Stanford	95
3. USC	86
4. Abilene Christian	54
5. Kenyon	53
6. Oklahoma State	48
7. LSU	41
7. Arkansas	41
9. Texas	39
10. College of New Jersey	37

Overall Women's NCAA Championships

1. Stanford	37
2. UCLA	32
3. College of New Jersey	31
4. LSU	25
4. Kenyon	25

* - The NCAA does not recognize champions from the Division I Football Bowl Subdivision





Joe Alleva

LSU Director of Athletics



Joe Alleva officially became the Director of Athletics at LSU on July 1, 2008, after spending the last ten years in the same position at the prestigious Duke University. Under Alleva's direction, the Duke athletic department experienced unprecedented growth and success.

"Joe Alleva brings a wealth of experience and accomplishment to LSU," said President John Lombardi. "I'm confident we've found a new leader for LSU athletics who exemplifies the vision and integrity needed to lead our sports programs to new heights, a champion of student athletes who believes in the highest standards of competition both on the field and in the classroom."

At LSU, Alleva is responsible for the administration and direction of the Tiger athletic program, which has a current annual budget of approximately \$70 million, includes 20 teams and more than 400 student-athletes.

At Duke, Alleva oversaw more than 190 staff members, a \$50 million budget, 26 sports and over 600 student-athletes. Duke athletics flourished under Alleva's direction.

Alleva, 55, has built his professional career on service to student-athletes and the commitment to individual development in athletics, academics and community service. Alleva is well-respected for sustaining high standards of excellence and integrity in the athletics program, the quality of coaches he has hired, and the high level of success that was achieved across athletic programs at Duke under his leadership.

Alleva's tenure as AD at Duke propelled the university into the ranks of America's top all-around collegiate programs. The Blue Devils consistently finished high in the annual Directors' Cup standings, ranking as high as fifth in 2005. Prior to 1998-99, Alleva's first full year as director of athletics, Duke had never placed higher than 21st in the Directors' Cup standings. Since then, Duke has enjoyed seven top 20 finishes, including five in succession (2004-08).

In the 2006 National Collegiate Scouting Association Power Rankings, that combine a school's Directors' Cup finish, its athletic graduation rates and its academic ranking in U.S. News and World Report, Duke was the top-ranked Division I school in the nation. Duke also finished first in this listing in 2005 and second in 2004.

Alleva's outstanding list of accomplishments includes Duke winning more ACC and NCAA championships than in any other 10-year period in school history. Six Duke teams won national championships under Alleva's leadership and 46 Blue Devil teams recorded ACC championships, the second-highest total among ACC schools since 1997-98.

Under Alleva's commitment to education, Duke's graduation rates continued to rank among the best in the nation. Duke regularly led the ACC in Academic Honor Roll honorees as Alleva increased the financial commitment to academic support by ten-fold during his tenure as AD.

While continuing to excel in competition and in the classroom, Alleva instituted a number of innovative community service programs for Duke student-athletes to benefit the community. Duke student-athletes regularly volunteered nearly 3,000 hours in community outreach.

Fundraising under Alleva's guidance reached extensive heights during his career at Duke. Alleva and his fundraising team generated more than \$173 million in gifts and funded more than \$85 million in new facilities or renovations. Annual giving to the Iron Dukes increased 50 percent since the year 2000.

New facilities built under Alleva's supervision include the Michael W. Krzyzewski Center Dedicated to Athletic and Academic Excellence, Yoh Football Center, Sheffield Tennis Center, Schwartz-Butters Athletic Center, Ambler Tennis Stadium, Karcher-Ingram Golf Center, Rod Myers Teaching Center, the

Skandalaris Fieldhouse at Koskinen Stadium and the fieldhouse at Williams Field. Facility upgrades were made to Cameron Indoor Stadium, Wallace Wade Stadium, Jack Coombs Stadium, Koskinen Stadium, Williams Field, Murray Athletic Building, and Brooks Field at the football practice facility.

Alleva is active on the national collegiate athletics scene, having served on the Football Bowl Certification Committee. He sat on several Atlantic Coast Conference committees and served on the NCAA Division I Championships/Competition Cabinet.

Alleva majored in Finance at Lehigh University and received his bachelor's degree in 1975. While at Lehigh, Alleva was the quarterback of the football team and team captain in 1974. Alleva also played on the Lehigh baseball team. He served as a graduate assistant football coach and earned an MBA in 1976.

Alleva began his career at Duke working for the vice president of business and finance in 1976 and joined the Duke athletic department in 1980, as director of finance. He became the assistant director of athletics in 1986 and was soon promoted in 1987 to associate director, before his tenure as



Athletics Director Joe Alleva introduces new LSU men's basketball coach Trent Johnson during a press conference on April 10, 2008.

Director of Athletics in 1998.

He played a key role in Durham's community sports scene. He started Little League Baseball in Durham over 20 years ago, and also began the American Legion baseball program.

Alleva is a member of the North Carolina American Legion Hall of Fame, Suffern High School Hall of Fame and the Rockland County Hall of Fame.

Alleva and his wife, Annie, have two sons, J.D. and Jeff, along with a daughter, Jenny. J.D. played baseball at Duke and was picked in the 24th round of the 2001 Major League Baseball Amateur Draft by the Kansas City Royals and is now a professional scout for the Houston Astros. Jeff finished his baseball career at Duke in 2003 and signed a free agent contract with the Royals following his senior season. He recently graduated with his MBA from the prestigious Fuqua School of Business at Duke. Jenny, a four-year letterwinner on Duke's women's soccer team, attends law school at the University of North Carolina.



Verge Ausberry

Senior Associate AD/Operations

A former LSU football standout, Verge Ausberry joined the athletics administrative staff in August 2001 as the Associate Athletics Director for Operations. He was appointed to the position of Senior Associate Athletics Director in May 2006.

Ausberry supervises and is responsible for football scheduling. He also oversees the LSU equipment staff, the strength and conditioning staff, the Dr. Martin Broussard training room, and the video department. Ausberry also oversees the highly-successful LSU Track & Field program.

Ausberry, from New Iberia, La., played inside linebacker for the Tigers, lettering in 1986-89. He was part of two SEC championship teams, playing on teams that went to four bowl games.

Before joining the LSU athletic administration, he was very closely involved in the athletic program, first serving for almost seven years as a member of LSU's highly regarded Academic Center for Athletes.

After leaving the Academic Center, he moved in July 1999 to the Tiger Athletic Foundation staff as part of LSU's fundraising arm.

Ausberry received his Bachelor of Science degree in education in May of 1990, his Master of Education degree in administration, supervision and certification in child welfare in May of 1992 and his specialist in higher education administration in 2004. He is presently a doctoral candidate in higher education administration at LSU. He is married to the former Cheri Morial of New Orleans and they have two boys, Austin and Jaiden.



Judy Southard

Senior Associate AD/Senior Woman Administrator

Judy Southard, who had very successful careers as both head women's basketball coach and Director of Athletics, enters her eighth year at LSU having been promoted to Senior Associate Athletics Director in May 2006.

Southard came to LSU from Texas Woman's University, where she served as the school's Director of Athletics for nine years.

As LSU's Senior Woman Administrator, Southard's responsibilities include oversight of the highly successful Tiger Olympic Sports program including 17 men's and women's sports. She has direct supervision of volleyball, women's basketball, softball, men's and women's golf and men's and women's swimming and diving as well as responsibilities in monitoring the athletic department's Gender Equity and Diversity Issues Plan.

Southard is currently a member of the NCAA Division I Women's Basketball Committee and served in the important role of committee chair for the 2006-07 and 2007-08 academic years. She additionally served as a member of the SEC Executive Committee from 2004-2007.

While at Texas Woman's, Southard initiated a corporate partnership program for the athletic department and was instrumental in the addition of two sports to the department's sport offerings.

Prior to her stint at TWU, Southard served as head women's basketball coach at Marshall University in Huntington, W. Va., for 11 years, where she led the Lady Herd to five Southern Conference titles and was named Southern Conference Coach of the Year three times. Southard also served as Assistant Athletics Director/SWA at Marshall from 1983-88, including a four-month period when she was interim director of athletics.

Before going to Marshall, Southard spent three years as head coach at Tennessee-Martin and she also served for one season as an assistant coach at Tennessee. As a high school teacher from 1970-77, Southard coached both basketball and tennis.

A native of Columbia, S.C., Southard earned a bachelor's degree in physical education and health from Coker College in 1970 followed by a master's degree in physical education from Tennessee in 1978. She was a 2000 inductee into the Coker College Athletics Hall of Fame and was recognized in the fall of 2006 as an inductee in the Marshall Athletic Hall of Fame.



Mark Ewing

Senior Associate AD/Business

Mark Ewing, a 24-year employee of Louisiana State University, joined the Athletics Department in January 2001, and serves as the department's Senior Associate Athletics Director for Business.

As Associate Athletics Director for Business, Ewing has assumed responsibility for the athletic business operations including budget, travel, personnel and purchasing as well as responsibility for concession operations. He also handles financial forecasting and oversees the LSU Athletics Ticket Office.

Ewing came to athletics from LSU's Office of Budget and Planning. He served as LSU's Budget Director overseeing the development and management of the university's \$360 million operating budget.

Prior to his service at LSU, he was employed by Cajun Electric Power Cooperative where he managed accounting for the company's \$2 billion plus construction division.

Ewing, who is a native of Pointe Coupee Parish, received a bachelor's degree in finance from LSU in 1978 and a master's degree in public administration from LSU in 1995.

Ewing and his wife, Gail, have three daughters, Andrea, Arleen and Molly Sue.



Herb Vincent

Senior Associate AD/External Affairs

Herb Vincent was appointed to the position of Senior Associate Athletic Director for External Affairs in May of 2006 after serving as associate AD since August of 2002. In addition, he was LSU's sports information director for 12 years from 1988-2000.

In his present position, Vincent manages communications and serves as the primary public relations officer for the LSU Athletics Department and all its entities, including the Tiger Athletic Foundation. He also supervises the sports information office and marketing and promotions office, serves as the primary liaison with LSU Sports Properties and TAF, and serves as the department administrator for the sport of baseball.

Vincent served as the LSU sports information director from July 1988 to July 2000. He was appointed Assistant Athletics Director in November of 1989, and then was elevated to Associate AD/ Communications in 1992.

He joined LSU as assistant sports information director in February of 1988 and was promoted to the position of SID in July of that year.

Prior to his return to LSU in 2002, Vincent served as Vice President for Communications for the College Sports Southeast regional cable network, headquartered in Birmingham, Ala.

Vincent received a bachelor's degree in journalism from LSU in 1983. He worked as a student assistant in the sports information office as an undergraduate.

After graduating from LSU, Vincent spent the 1984 season as assistant public relations director for the United States Football League's New Orleans Breakers. In 1985, he was assistant public relations director for the USFL's Los Angeles Express and was promoted during the season to the public relations staff's top position.

Vincent was assistant SID and publications director at Louisiana-Lafayette for one year and served as assistant director of public relations for the Southeastern Conference office for two years prior to joining LSU in 1988.

Vincent is married to the former Jamey Cavacini of Versailles, Ky., and they have one daughter, Kennedy.

INTRO

THIS IS LSU

PREVIEW

TIGERS

COACHES

REVIEW

HISTORY

RECORDS

LSU





Bo Bahnsen

Senior Associate AD/Compliance and Planning

Bo Bahnsen was promoted to Senior Associate AD in September 2008 overseeing compliance and future planning. Bahnsen previously served as LSU's Associate Athletics Director for Internal Relations, overseeing the ticket office and all customer service operations.

Prior to moving into that position in December of 2003, Bahnsen's primary responsibility for the previous 14 years was to serve as LSU's NCAA compliance officer.

Bahnsen served as manager of the LSU basketball team as an undergraduate at LSU. In 1982, he became the administrative assistant for the men's basketball team, where he worked for five years before moving into athletics administration as director of purchasing for two years.

In July 1987, he became administrative assistant to Athletics Director Joe Dean, overseeing the purchasing office until his promotion in 1989. In 1989, he was assigned his primary responsibility as NCAA compliance officer as assistant athletics director, and then was promoted to associate AD in 1996.

Bahnsen has been responsible for overseeing the successful implementation of LSU's Tradition Fund Program, a football-seating plan that requires contributions for the right to purchase approximately 45,000 seats in Tiger Stadium.

A native of Wharton, Texas, Bahnsen attended Wharton County Junior College for two years before transferring to LSU in 1979. He earned his Bachelor of Science degree in physical education.

Bahnsen, 49, is married to the former Karen Mayson, a former LSU golfer and current head coach of the Lady Tigers golf program. The couple has two children, Darren (19) and Devin (17).



Ronnie Haliburton

Associate AD/Athletic Facility Management

Ronnie Haliburton, who served as director of facility services in the LSU Athletics Department for three years, was promoted to Assistant Athletics Director for Athletic Facility Management in March 2007 and to Associate AD in September 2008.

Haliburton came to the athletics department in December of 2003 from LSU's facility maintenance department, where he served as manager for five years. He was responsible for the overall management of custodial operations, special events crews, stock room inventory and equipment repair.

Haliburton played as a tight end for the LSU football team from 1986-89, and was a member of two Southeastern Conference championship teams. He later played for the Denver Broncos for three years.

He first joined LSU in an administrative capacity in 1994 as resident assistant of Broussard Hall, then the school's athletic dormitory, before moving to the weight room as a student assistant strength coach.

Haliburton became a resident manager in 1996 before being named coordinator of residence life later that year. In 1998, he became Manager of Facility Maintenance at LSU.



Bo Kerin

Associate AD/Compliance

Bo Kerin joined the LSU Athletic Department as an Associate Athletic Director in charge of compliance in May 2007.

As LSU's compliance director, Kerin serves as the liaison between LSU and the NCAA and SEC offices for NCAA rules interpretations and other matters. He is also responsible for developing and coordinating educational components for

staff, student-athletes, booster organizations, and entities outside the athletics department on NCAA and SEC rules and regulations.

Kerin came to LSU after a five-year stint with the NCAA from 2001-2007, where he most recently served as associate director of membership services. Kerin's primary responsibilities included oversight of the training of new staff members on the rules education program, the continuing education program for the membership services staff as well as the interpretation of NCAA legislation for Division I institutions.

Prior to his work with the NCAA, Kerin served in compliance at Mississippi State, holding the assistant director position for one year before being promoted to compliance coordinator from 1999 to 2001. He also served as an instructor in the sport administration graduate program for one semester.

Kerin graduated from the University of Tennessee in 1996 with a bachelor's degree in business administration. He followed that with a Master's degree in education from Mississippi State in 2000. Kerin is married to the former Leslie Moree of Starkville, Miss.



Eddie Nunez

Associate AD/Operations, New Projects

Eddie Nunez joined the Athletics Department in October 2003 as the Director of Game and Event Management and was promoted to Associate Athletics Director for Operations and Project Development in June of 2007.

Nunez's responsibilities include overseeing game management for all sports. He also directs the coordination, development and renovation of over \$150 million dollars in

athletic facility projects including renovations of the Maravich Center and current construction of the new baseball and softball stadiums, the Tiger Gift Center and the New Basketball Practice Facility.

Nunez was the Department's coordinator in the TAF construction of the West Side addition to Tiger Stadium and the new football operations center. He also oversees the sport of men's basketball and represents the athletics department on various University and community committees.

Nunez came to LSU after two years as the Director of Game and Event Management at Vanderbilt. Prior to that, Nunez served as men's basketball administrative assistant at Marquette University for one year and two years as men's basketball graduate assistant and head equipment manager for coach Billy Donovan at the University of Florida. He also played two seasons on the Florida basketball team in 1997 and 1998.

The native of Miami, Fla., received his associate degree in arts and architecture from Miami-Dade Community College in 1995, his bachelor's in sports management from the University of Florida in 1998 and his masters in sports administration from Florida in 2000. He is married to the former Jane Hess.



Miriam Segar

Associate AD/Student Services

Former LSU women's basketball player Miriam Segar has been a part of the athletics administration since June of 1995 and was most recently named Associate Athletics Director for Student Services in April 2007. She had served as Assistant Athletics Director since 2004.

Segar began her administrative career at LSU as the compliance coordinator where she served for three years.

Following that, in 1998, Segar was named the director of the CHAMPS/ Life Skills Program where she worked until 2001 when she became the Director of Student Services.

While working with CHAMPS/ Life Skills, Segar guided the program to the Division I Athletic Directors Program of Excellence Award in 2001.

Segar also has sport oversight of LSU's soccer and gymnastics programs.

Prior to returning to her alma mater, Segar spent one year at the SEC office as the championships assistant and the officiating assistant, assisting in the management of all SEC championships and tournaments and the coordination of women's basketball officials.

Segar, the 2006 Athletic Department Female Alumnus of the Year, was a three-year captain for the Lady Tigers basketball team and received four letters from 1990 to 1994. She earned the 1994 NCAA Post-graduate Scholarship and was a member of the 1994 NCAA All-Academic team.

Segar and her husband Jamie have four children -- Grant, Reid, Maggie and Hayes.



Brian Broussard

Assistant AD/Director of Ticket Operations

A 12-year veteran of the Athletics Department, including eight years as ticket manager, Brian Broussard was promoted to Assistant Athletics Director for Ticket Operations in July 2007.

Broussard is responsible for revenue in excess of \$40 million, which includes the management of ticket and parking sales and renewals for all sports, as well as Tradition Fund

donations for football and baseball. Additionally, he assists Mark Ewing with the Tiger Gift Center and Tiger Concessions.

Broussard began at LSU in August 1996 as an assistant ticket manager responsible for men's basketball sales and the day-to-day operations of ticket office. In March 2000, he was promoted to ticket manager, becoming responsible for the ticketing in all sports.

Prior to joining the LSU staff, Broussard was the ticket manager at Northwestern State in 1996. He worked as a promotions assistant at the University of Miami in 1995 and was the gameday club manager for the New Orleans Saints in 1994.

The Gretna native earned his bachelor's degree in political science from LSU in 1993.



Michael Bonnette



Matt Dunaway



Bill Franques



Kent Lowe



Bill Martin



Will Stafford



Jason Feirman



Krystal Bennett



Courtney Wilburn



Steve Franz



Jake Terry



Pat Fredericks

Michael Bonnette

Associate Athletics Director/Sports Information

Michael Bonnette enters his ninth year as LSU's Sports Information Director and second as an Associate Athletic Director after being promoted to his current position in April of 2007. Bonnette was originally elevated to Sports Information Director in August of 2000 and then promoted to Assistant Athletic Director in July of 2004. As Sports Information Director, Bonnette serves as the chief contact for LSU's nationally-ranked football team as well as overseeing all publicity activities for the 20 sports sponsored by the Athletic Department.

The 38-year-old Bonnette, who served as an Associate Sports Information Director for seven years, is in his 15th year with the LSU Athletic Department.

The Lake Charles, La., native has been around the sports media relations profession his entire life as he is the son of longtime McNeese State Sports Information Director Louis Bonnette. His brother Matthew Bonnette is the Assistant Sports Information Director at Northwestern State University in Natchitoches.

Bonnette, who is a 1993 graduate of LSU, serves as the president of SIDS for the Southeastern Conference and the vice-president for SIDs for the Louisiana Sports Writers Association. He is married to the former Robin Arnaud of Opelousas, La., and the couple has three sons, Peyton (10), Grant (9) and Max (3).

Matt Dunaway

Associate SID

Matt Dunaway enters his first year as an associate sports information director at LSU. He serves as the primary media relations contact for the Tigers softball and volleyball teams in addition to promoting LSU athletics community service efforts.

Dunaway comes to LSU from Rice where he promoted the women's basketball and tennis teams in addition to sharing secondary football duties. He also was the analyst for the women's basketball broadcast team.

Dunaway spent two years as a sports information assistant at the University of Houston as a primary contact for the softball, volleyball and tennis teams.

Dunaway graduated from UCF in May 2005 with a BA in broadcast journalism from the Nicholson School of Communication. He was a student assistant in the sports information office where he shared media relations duties for the softball team.

Bill Franques

Senior Associate SID

Bill Franques works as the baseball program's media relations director, and he serves as managing editor of LSU's football, men's basketball and baseball GAMEDAY publications.

The LSU baseball media guide, written and edited by Franques, has twice been named best in the nation by the College Sports Information Directors

of America. His baseball brochures have finished among the top six in the nation in 11 of the past 15 seasons.

Franques is the Alex Box Stadium public address announcer, and he is the radio color analyst on LSU Sports Network broadcasts of baseball road games. In addition, he is the producer and co-host of LSU Sports Journal, a monthly television program featuring LSU sports personalities.

Franques also worked from 1997-2000 as the LSU baseball administrative assistant. His duties included coordinating team and recruiting travel, organizing fund-raising events and booster club meetings, and overseeing office operations.

Franques received a bachelor of arts degree from LSU in 1985. The Lafayette, La., native is married to the former Yvette Lemoine of Bunkie, La., and they have three children -- William Paul, Jr. (8), Benjamin Lewis (7) and Madeline Lemoine (4).

Kent Lowe

Senior Associate SID

A member of the LSU Sports Information staff since August 1988, Kent Lowe was appointed senior associate SID in August 2000. He serves as the primary media contact for the LSU men's basketball team and women's golf team.

His voice is also well known as the color analyst on softball broadcasts on the LSU Sports Radio Network and for the past 14 years has written a weekly bowling column for The (Baton Rouge) Advocate.

Lowe, 50, came to LSU from Louisiana Downs where he served as publicity director for the Bossier City, La., racetrack.

Lowe is a member of CoSIDA and its prestigious Academic All-American committee and has just finished a two-year term as president of the Louisiana Sports Writers Association. Lowe, a native of Shreveport, is a 1979 graduate from LSU-Shreveport. He earned his masters degree at LSU in 1982.

Bill Martin

Associate SID

Bill Martin enters his first year as associate SID where he will handle all publicity for the LSU women's basketball program.

He will also serve as the top media relations assistant for the Tigers' national champion football team. Martin, 25, returns to his alma mater after working as an intern in the University of Florida Sports Information office the previous five months.

Martin handled all sports information duties for the Gators' prominent men's and women's golf programs while also serving as the secondary contact for the Florida men's basketball team and working closely with football.

Prior to his stint at Florida, Martin served as a student intern in the LSU Sports Information office from August 2001 until December 2007. He handled all publicity for the swimming and diving program. Martin also served as the secondary SID for the LSU baseball team and a student assistant for the Tigers' football team from 2003-07.

Martin graduated from LSU with a bachelor of general studies degree in December 2007. The Lake Charles, La., native is a 2001 graduate of Barbe High School.

Will Stafford

Associate SID

Will Stafford enters his first year as a member of the LSU sports information staff as he serves as associate SID in charge of the national champion men's and women's track and field programs, as well as the men's golf and women's soccer programs.

Stafford is a native of Franklinton, La., and a 2006 graduate of LSU's Manship School of Mass Communication with a Bachelor of Arts degree in journalism.

Prior to receiving a full-time position at LSU, Stafford served as a graduate assistant with the sports information staff for two years while completing a master's degree in sport management in the summer of 2008. In addition, He served as a student assistant at LSU for three years from 2003-06.

Stafford's media guides have been judged in the top five nationally on three occasions by the College Sports Information Directors of America, including the nation's fifth-ranked track and field guide in 2007, as well as the nation's third-ranked men's golf guide and fourth-ranked women's soccer guide in 2008.

Jason Feirman

Publications Director

Jason Feirman is in his eighth year as the director of LSU's athletics publications. His responsibilities include the production design of media guides, game programs, posters, schedule cards, advertising campaigns and various other projects for all 20 varsity sports. Feirman also oversees the design of outdoor signage on LSU Athletics facilities.

Feirman has coordinated 49 media guides and game programs that have finished among the top in the nation of the annual CoSIDA publications contest. In 2002-03 the LSU women's basketball media guide was named "Best in the Nation" by CoSIDA out of 112 Division I entries. In 2004-05 his men's basketball advertising campaign was awarded a Gold ADDY. In 2008, the women's basketball guide was again "Best in the Nation" and the football Gameday program was voted as "Best Cover."

Feirman, 30, received a bachelor's of arts degree from LSU in December of 2000. The Metairie, La. native, is married to the former Rachael Click, and they have a son, Cooper who was born February of 2008.

Krystal Bennett

Graphic Design Coordinator

Krystal Bennett is in her third year as graphic design coordinator for the LSU's Athletic Publications office. Her responsibilities include assisting in the design and production of all

publications for the athletics department as well as being the primary graphic designer for the Tiger Athletic Foundation.

Bennett, 24, worked as a student assistant in the LSU athletics department for two years prior to earning her bachelor's degree in graphic design in May, 2006. She has produced 12 media guides that have finished among the top in the nation of the annual CoSIDA publications contest. Her 2006 men's tennis guide was awarded "Best Cover" by CoSIDA and the book finished second in the nation. More recently, her 2008 Baseball media guide and 2008 Gymnastics guide also finished second in the nation.

She is a Houghton, La. native, and a graduate of Houghton High School.

Courtney Wilburn

Graphic Design Coordinator

Courtney Wilburn is in her first year as graphic design coordinator for the LSU's athletics publications. Her responsibilities include assisting in the design and productions of all publications for the athletics department.

Wilburn, 22, worked as a student designer for the LSU Office of Public Affairs prior to earning her bachelor's degree in mass communication in May 2008.

She is a Sulphur, La., native and a graduate of Sulphur High School.

Steve Franz

Photography Coordinator

Steve Franz, LSU's staff photographer, joined the LSU athletics department in July of 1998 after being around the Tiger sports scene for years.

Prior to joining LSU athletics, the New Orleans native served as photographer for the independent Tiger Rag magazine for five years. Franz was also a photographer for United Press International covering some of the area's major political events, Presidential visits, the New Orleans Saints and the NCAA men's and women's Final Fours in New Orleans.

Franz, 37, has had his pictures published in several national magazines, including Sports Illustrated and The Sporting News. He is a 1993 graduate of LSU.

Pat Fredericks

Administrative Secretary

Jake Terry

Graduate Assistant

Sports Information Student Workers

Ashley Bourdier
Molly Clark
Jesse Delerno
Kristi Denton
Amanda Joseph
Kenli Langlois

R. J. Marse
Elizabeth Stuart
Jake Terry
Chad Vignes
Courtney Wimmert



INTRO

THIS IS LSU

PREVIEW

TIGERS

COACHES

REVIEW

HISTORY

RECORDS

LSU



The 2009 LSU Baseball Official Yearbook is a source of information for the news media. Additional information is available upon request from the LSU Sports Information Office. News releases, photographs and video footage will be made available to accredited members of the news media.

The LSU Sports Information Office is located on the fifth floor of the LSU Athletic Administration Building.

Mailing Address

LSU Sports Information
P.O. Box 25095
Baton Rouge, LA 70894-5095

Overnight Mail Address

Room 50I, LSU Athletics Admin. Bldg.
N. Stadium Dr. at Nicholson Dr.
Baton Rouge, LA 70894-5095

Phone Directory

Press Box: 225-578-4149
Sports Information: 225-578-8226
Sports Information Fax: 225-578-1861
Baseball Office: 225-578-4148
Baseball Office Fax: 225-578-4066

Baseball Contact E-mail Address

wfranqu@lsu.edu

Credentials

All media attending LSU baseball home games must present a media pass for admission to Alex Box Stadium. Credentials for home games are issued for working media only and should be requested as early as possible.

- Requests for credentials should be made in advance by e-mail and directed to Senior Associate SID Bill Franques.
- Requests will be screened to insure a working press box.
- Requests are honored from sports editors of daily and weekly newspapers, editors of sports periodicals, and sports directors of radio and television stations who broadcast regularly-scheduled daily sports reports and talk shows.
- Credentials not mailed may be picked up beginning 90 minutes prior to game time at the Will Call window in front of Alex Box Stadium.
- LSU reserves the right to refuse any credential request deemed not to be in the best interest of the university. Any requests placed less than 24 hours prior to the game may not be honored.

Press Box Services

A complete NCAA box score and pertinent game facts will be distributed to members of the working media. Press packets are provided 60 minutes prior to the first pitch, or earlier upon request. Press packets include a scorecard and team rosters, updated statistics for each team, conference statistics and game notes.

Wireless Internet

Please contact Senior Associate SID Bill Franques in order to obtain login information for LSU's wireless internet services.

Parking

Because of limited space, requests for parking passes should be made with credential requests. It should not be assumed that parking passes will be provided with all media credentials.

Phones/Fax Machine

There are three phones available in the press box on a first-come, first-served basis. Fax service is also available upon request.

Radio/Television

Radio and television space for broadcasting baseball games is located in the press box. LSU provides courtesy lines for radio stations wishing to broadcast a game from Alex Box Stadium.

www.LSUsports.net/media http://media.lsusports.net

Since 1997, the LSU Athletics Department has offered the most up-to-date and accurate information to its media outlets through the Internet. As online technology has become the one of the most widely accepted and utilized media by those who cover LSU Athletics for various outlets, the goal of LSUsports.net's Media Center is to give these outlets more efficient means of communicating with the department. Media can now access images for all LSU athletic teams, including action shots, heads shots, logos, etc. To gain access to the high-resolution pictures, e-mail LSU Baseball SID Bill Franques (wfranqu@lsu.edu). You will be assigned a login ID and password that will enable you to retrieve pictures. This service is for the media use only. Resale of these pictures is strictly prohibited.

Head Coach Paul Mainieri

Coach Mainieri is usually available for interviews on weekdays prior to practice sessions. Please coordinate all requests for interviews with Coach Mainieri through the Sports Information Office.

Appointments and interviews may be arranged through Bill Franques at wfranqu@lsu.edu or (225) 578-2527. Coach Mainieri will meet with reporters approximately 15 minutes after games in the LSU clubhouse.

Practice/Interviews

Media members are invited to attend LSU baseball practice sessions. Players and coaches are usually available for interviews before each practice in Alex Box Stadium. Contact Bill Franques at wfranqu@lsu.edu or 225.578.2527 for practice times. Post-game player interviews are conducted in front of the LSU dugout at the conclusion of a brief team meeting on the field. The LSU locker room is closed to the media.

LSUsports.net



Inside LSU Baseball with Paul Mainieri

Inside LSU Baseball is a weekly program featuring LSU head coach Paul Mainieri. The first installment of the 2009 season will air March 22, and the show runs through May 24. The show features game highlights, player profiles and in-depth stories on the Fighting Tiger program.

Inside LSU Baseball with Paul Mainieri is syndicated weekly during the season throughout all major markets in the state of Louisiana by LSU Sports Properties. In addition, the show can be viewed in its entirety in the Geaux Zone of LSU's official athletics department web site, LSUsports.net.

2009 Inside LSU Baseball TV Affiliates

Regional Networks

Cox Sports Television
Wednesdays, 6 p.m.

Comcast Sports Southeast (CSS)
Mondays, 3:30 p.m.

Baton Rouge

WBRZ-TV (ABC, Channel 2)
Sundays, 10:35 p.m.
COX CABLE (Channel 4)
Mondays, 9:30 p.m.

Alexandria

KLAX-TV (ABC, Channel 31)
Sundays, 10:30 p.m.

Monroe

KEJB-TV (UPN, Channel 43)
Sundays, 5:30 p.m.
and Tuesdays, 9:30 p.m.

New Orleans

WNOL-TV (WB)
Sundays, 11:30 p.m.

Lafayette

KLAF-TV (UPN, Channel 17)
Sundays, 11:30 p.m.

Morgan City

KWBJ-TV (WB, Channel 39)
Sundays, 9 p.m.

Lake Charles

KVHP-TV (Fox, Channel 29)
Sundays, 10:30 a.m.
KLOC-TV (Channel 60)
Tue.-Fri., 6:30 p.m. and
Saturdays, 9 a.m.
COX CABLE (Channel 8)
Mondays 9:30 p.m.

Shreveport

KMSS-TV (Fox, Channel 33)
Sundays, 10:30 p.m. and
Saturdays, 11 a.m.



CST announcers Lyn Rollins (left) and former LSU all-American Ben McDonald.

Network Telecasts

Approximately 20 LSU baseball games are scheduled to be telecast during the regular season by Cox Sports Television, the Jumbo Sports Network and Fox Sports Net. Televised games are available on affiliates throughout Louisiana and the southeastern United States:

Feb. 20 (Fri.)	Villanova	CST	7 p.m.
Feb. 27 (Fri.)	Central Florida	CST	7 p.m.
March 24 (Tue.)	Harvard	CST	6:30 p.m.
March 28 (Sat.)	Ole Miss	FSS	3 p.m.
April 14 (Tue.)	New Orleans	CST	6:30 p.m.
April 28 (Tue.)	Tulane	CST	6:30 p.m.
May 1 (Fri.)	at Arkansas	CST	6:30 p.m.
May 3 (Sun.)	at Arkansas	CST	1 p.m.
May 8 (Fri.)	Florida	CST	7 p.m.
May 9 (Sat.)	Florida	FSF	7 p.m.
May 10 (Sun.)	Florida	CST	Noon

More Telecasts TBA

JSN - Jumbo Sports Network
CST - Cox Sports Television
FSS - Fox Sports South
FSF - Fox Sports Florida

Times are Central and subject to change
Check local listings for stations in your area



Kevin Wagner
Director of Television

Kevin Wagner, LSU's Director of Television, is the executive producer/director for LSU's four major coaches' television shows featuring football coach Les Miles, men's basketball coach Trent Johnson, women's basketball coach

Van Chancellor and baseball coach Paul Mainieri. He oversees all television projects associated with the LSU Athletics Department, including the coordination of LSU's video scoreboards in Tiger Stadium, the Pete Maravich Assembly Center and Alex Box Stadium.

Wagner, 52, was promoted to Assistant AD/Television in August, 2003 after joining LSU as assistant coordinator in August of 1989. He served as Coordinator of Electronic Media/Television for eight years prior to his most recent promotion. A 1980 graduate of LSU in broadcast journalism, Wagner was a four-year Tiger letterman in diving (1975-79), earning All-Southeastern Conference honors in 1979 on the three-meter springboard.

A native of Houston with 30 years of experience as a television producer, Wagner and his wife Karen have two daughters, Allyson and Jennifer and four grandchildren, Kaleigh, Conner, Randy and Tanner.



John Schiebe
Manager of Television

John Schiebe enters his 15th year as chief assistant in the television department. He came to LSU in August of 1994 from the University of Mississippi where he served as post-production supervisor in the Teleproductions Center. He worked at Ole Miss for one-and-a-half years.

Schiebe served as a production assistant in Educational Television Services at Oklahoma State from 1984 through 1987 before becoming a producer/director in Agricultural Communications at OSU from 1987 until 1993 when he joined Ole Miss.

A 1986 graduate of Oklahoma State, he was born in Minneapolis, Minn. and attended high school in Oxford, Miss. Schiebe, 47, is married to the former Mollie Clements of Memphis, Tenn., and they have two children, Tom (20) and Pat (19), both members of the 2004 IA state champion football team at the Dunham School in Baton Rouge.



David Landry
Television Producer

David Landry returned in 2006 to LSU as a producer within the television department after 12 years in TV production in the Baton Rouge area.

Before his freelance career, Landry, a native of Baton Rouge, served as a full-time television producer at LSU for four years (1990-1994) and was involved with production of LSU programming since 1988 when he was a student at the University.

Landry, 41, worked as a student assistant in the Electronic Media Department from 1988-90 before joining the department on a full-time basis.

He most recently owned LTO Productions in Baton Rouge for nine years, contracting with broadcast and cable networks, including extensive news coverage of the aftermath of Hurricane Katrina for Fox News Channel.

Landry graduated from LSU in 1990 with a bachelor's degree in broadcast journalism. He married the former Kim Segura of Baton Rouge in 1991, and has two sons, Patrick (10) and John (9).



INTRO

THIS IS LSU

PREVIEW

TIGERS

COACHES

REVIEW

HISTORY

RECORDS

LSU



The Paul Mainieri Show

PRESENTED BY CAPITAL ONE BANK

Selected LSU Sports Radio Network stations will air "The Paul Mainieri Show, presented by Capital One Bank" each Monday from 7-8 p.m., beginning on March 23 and continuing through May 11. The show airs live from Walk-On's Bistreaux on Burbank Drive in Baton Rouge.

The show is designed to give Tiger fans a chance to visit both live and by phone with LSU coach Paul Mainieri. Fans have the opportunity to watch the show live at Walk-On's and ask Coach Mainieri questions in person. There is also a call-in segment that features questions from listeners on the LSU Sports Radio Network and in the Geaux Zone of LSUsports.net.



"Voice of the Tigers" Jim Hawthorne (right) and LSU coach Paul Mainieri talk to fans live at Walk-On's Bistreaux and Bar in Baton Rouge.

Game Broadcasts

The LSU Sports Radio Network is scheduled to broadcast all regular-season contests in 2009 along with the Tigers' games in the SEC and NCAA Tournaments. LSU Baseball will be distributed by satellite to 17 radio stations from the broadcast studios on the fifth floor of the athletic administration building.

WDGL-FM (98.1) in Baton Rouge serves as the flagship station for the LSU Sports Network. All programming can also be heard in the Geaux Zone at www.LSUports.net.

Jim Hawthorne, the "Voice of the Tigers" for all LSU sports, begins his 26th season of calling baseball play-by-play action. He will be joined on the broadcasts by Charles Hanagriff and LSU baseball publicist Bill Franques.

A veteran sports announcer and radio personality throughout Louisiana, Hawthorne brings years of baseball broadcast experience to his post, including stints with the Shreveport Captains of the AA Texas League, Northwestern State University and Centenary College.

In his 29-year LSU broadcasting career, Hawthorne has called the action from three basketball Final Fours, 17 football bowl games, two football national championship games and five baseball national championship games. Hawthorne, a native of Anacoco, La., is married to the former Juanita Carol Thomason. He has one son, Joseph William; two daughters, Jaime Lynn and Amanda Ruth; and four grandchildren.



The LSU Sports Radio Network crew (l to r): Charles Hanagriff, Jim Hawthorne, Bill Franques

The Network

The LSU Sports Radio Network is one of the most diverse and progressive college radio networks in the country, utilizing an in-house radio studio to originate over 140 live events in football, men's and women's basketball, baseball and softball. WDGL-FM (The Eagle 98.1) in Baton Rouge is the flagship station for LSU baseball broadcasts. In addition to live events, network programming also includes a weekly live coach's show for football, men's and women's basketball and baseball.

2009 LSU Baseball Network Affiliates (projected)

CALL LETTERS	FREQUENCY	CITY
WDGL-FM	(98.1 Mhz)	Baton Rouge
WWL-AM	(870 or 1350 Khz)	New Orleans
KWKH-AM	(1130 Khz)	Shreveport
KSYL-AM	(970 Khz)	Alexandria
WBOX-FM	(92.9 Mhz)	Bogalusa
KEUN-AM	(1490 Khz)	Eunice
KFNV-FM	(107.1 Mhz)	Ferriiday/Natchez
KJIN-AM	(1490 Khz)	Houma
KJNA-FM	(102.7 Mhz)	Jena
KLCL-AM	(1470 Khz)	Lake Charles
KJAE-FM	(93.5 Mhz)	Leesville
KMLB-AM	(540 Khz)	Monroe
KSLO-AM	(1230 Khz)	Opelousas/Lafayette
KNBB-FM	(97.7 Mhz)	Ruston
KVPI-FM	(92.5 Mhz)	Ville Platte
WYAB-FM	(93.1 Mhz)	Jackson, Miss.
WFCG-FM	(107.3 Mhz)	Tylertown, Miss.

President

(President of LSU System, 1965-present)
James M. Smith, 1930-1939
Paul M. Hebert, 1939-1941
Campbell B. Hodges, 1941-1944
William B. Hatcher, 1944-1947
Fred C. Frey, 1947
Harold W. Stoke, 1947-1951
Troy H. Middleton, 1951-1962
John A. Hunter, 1962-1972
Martin D. Woodin, 1972-1985
Allen A. Copping, 1985-99
William L. Jenkins, 1999-2007
John V. Lombardi, 2007-

Chancellor

Cecil G. Taylor, 1965-1974
Paul W. Murrill, 1974-1981
James H. Wharton, 1981-1988
E. Grady Bogue, 1988 (Dec.)-1989 (July)
William E. Davis, 1989-96
William L. Jenkins, 1996-99; 2008-
Mark A. Emmert, 1999-2004
Sean O'Keefe, 2005-08
Michael V. Martin, 2008-

Athletics Director

T.P. Heard, 1933-55
Jim Corbett, 1955-67
Harry Rabenhorst, 1967-68
Carl Maddox, 1968-78
Paul Dietzel, 1978-82
Bob Brodhead, 1982-86
Joe Dean, 1987-2000
Skip Bertman, 2001-08
Joe Alleva, 2008-

Faculty Athletic Chairman

James F. Broussard, 1932-42
B.F. Mitchell, 1942-43
J.G. Lee, 1945-46
A.R. Choppin, 1956-57
John C. Floyd, 1957-58
George H. Lowrey, 1958-59
Benjamin C. Craft, 1959-60
Lemos L. Fulmer, 1961-62
W.R. Edwards, 1962-64
Luther Wade, 1964-65
Dale R. Carver, 1965-66
George W. Fair, 1966-68
A. Bigler Crow, 1968-69
Maurice Vick, 1969-70
Frank Rickey, 1970-71
Melvin Dakin, 1971-72
Robert May, 1972-74
J.B. Frye, 1974-75
L.R. Daniel, 1975-78
Joseph Liuzzo, 1978-83
Billy Seay, 1983-91
Sam Hilliard, 1991-1993
Pat Culbertson, 1994-2002
Ken Carpenter, 2002-07
Dydia DeLyser, 2007-

Sports Information Director

Jack Fiser, 1948-49
Jim Corbett, 1945-48; 1950-1954
Bob Lynch, 1949-50
Ace Higgins, 1954-66
Bud Johnson, 1966-71
Paul Manasseh, 1971-83

Joe Yates, 1983-85
Jamie Kimbrough, 1985-88
Herb Vincent, 1988-2000
Michael Bonnette, 2000-

Football Coach

L.M. "Biff" Jones, 1933-34
Bernie Moore, 1935-47
Gaynell Tinsley, 1948-54
Paul Dietzel, 1955-61
Charlie McClendon, 1962-79
Jerry Stovall, 1980-83
Bill Arnsperger, 1984-86
Mike Archer, 1987-90
Curley Hallman, 1991-94
Gerry DiNardo, 1995-99
Nick Saban, 2000-2004
Les Miles, 2005-

Men's Basketball Coach

Harry Rabenhorst, 1933-42
Dale Morey, 1943-44
Jess Fatherree, 1945
A.L. "Red" Swanson, 1945
Harry Rabenhorst, 1946-57
Jay McCreary, 1958-65
Frank Truitt, 1965-66
Press Maravich, 1966-72
Dale D. Brown, 1972-97
John Brady, 1997-2008
Trent Johnson, 2008-

Baseball Coach

Harry Rabenhorst, 1933-42
A.L. "Red" Swanson, 1943-45
Harry Rabenhorst, 1946-57
Raymond Didier, 1958-64
Jim Waldrop, 1964-66
Jim Smith, 1966-78
Jack Lamabe, 1979-83
Skip Bertman, 1984-2001
Smoke Laval, 2002-2006
Paul Mainieri, 2007-

Women's Basketball Coach

Jinks Coleman, 1975-79
Barbara Swanner, 1979-82
Sue Gunter, 1982-2004
Pokey Chatman, 2004-07
Van Chancellor, 2007-

Gymnastics Coach

Jackie Walker, 1974-77
D-D Breaux, 1977-

Volleyball Coach

Gerry Owens, 1977-80
Ruth Nelson, 1981-84
Scott Luster, 1985-1997
Fran Flory, 1998-

Men's Tennis Coach

Charlie Diel, 1932-46
W.T. "Dub" Robinson, 1947-74
Steve Carter, 1975-78
Steve Strome, 1979-81
Jerry Simmons, 1982-97
Jeff Brown, 1998-

Women's Tennis Coach

Pat Newman, 1976-79
Karen McCarter Elliott, 1980
Betty Sue Hagerman, 1981-83
Philip Campbell, 1984-88
Geoff Macdonald, 1988-91
Tony Minnis, 1992-

Men's Golf Coach

Major J. Perry Cole, 1933-43
Mike Donahue, 1944-45
T.P. "Red" Heard, 1946-47
Mike Barbato, 1948-60
Harry Taylor & Fred Knight, 1961-62
Harry Taylor, 1963-67
C.D. Smith, 1968
Tommy Martty, 1969
Ben Freeman, 1970-71
Bill Brogdon, 1972-76
Dave Sigler, 1977-82
Buddy Alexander, 1983-87
Britt Harrison, 1987-99
Greg Jones, 1999-2005
Chuck Winstead, 2005-

Women's Golf Coach

Mary Rehling-Holmes, 1979-82
Buddy Alexander, 1983
Rickie Stukes, 1983-84
Karen Bahnsen, 1984-

Soccer Coach

Miriam Hickey, 1995-96
Greg Boggs, 1997-99
George Fotopoulos, 2000-2004
Brian Lee, 2005-

Softball Coach

Carol Smith, 1979-82
Cathy Compton, 1995-1998
Glenn Moore, 1999-2000
Yvette Girouard, 2001-

Swimming & Diving Coach

Ken Van Voorhis, 1968-69
Layne Jorgenson, 1969-71
Ivan Harless, 1971-72
Ted Stickles, 1972-79
Ivan Harless, 1979-81
Scott Woodburn, 1981-85
Sam Freas, 1985-88
Rick Meador, 1988-2000
Jeff Cavana, 2000-2004
Adam Schmitt, 2004-

Track & Field Coach

Bernie Moore, 1933-47
Al Moreau, 1948-63
Joe May, 1964-76
Bill McClure, 1976-81
Boots Garland, 1981-83
Billy Maxwell, 1983-86
Sam Seemes, 1987
Pat Henry, 1987-2004
Dennis Shaver, 2004-



LSUsports.net

THE OFFICIAL WEB SITE OF LSU ATHLETICS

The screenshot shows the LSUsports.net website in a browser window. The address bar displays 'http://www.lsusports.net/'. The page features a navigation menu with links for 'HOME', 'TEAM', 'BASEBALL', 'SCHEDULE', 'TICKETS', 'FANZONE', 'MULTIMEDIA', 'FACILITIES', 'DEPARTMENTS', 'LINKS', 'VISITORS', and 'PARTNERS'. The main content area is divided into sections: 'BASEBALL' with a photo of a player celebrating, 'MULTIMEDIA' with a '2009 LSU Baseball Schedule' and a 'Join the Geaux Zone to Watch Live Baseball Video in 2009' link, and 'UPCOMING' with 'ASCENSION MARINE' events. A sidebar on the right promotes 'Behind The Scenes' with a 'REGISTER HERE FOR A CHANCE TO WIN' contest for tickets to LSU vs. Auburn. The bottom of the page features a 'Visit Baton Rouge' banner and a 'Tigers Basketball' section.

Home - LSUsports.net

search

Jan. 31, 2009
Tickets Going Fast
Event Details

Shop For Gear
- LSUshop.net
- LSUpic.net

LSUsports.net
The Official Website of LSU Athletics

TEAM SCHEDULE TICKETS FANZONE MULTIMEDIA FACILITIES DEPARTMENTS LINKS VISITORS PARTNERS

HOME TEAM BASEBALL

PRINT | E-MAIL | RSS | E-NEWS | SHOP | TEXT L.L.

MULTIMEDIA

- 2009 LSU Baseball Schedule
- Join the Geaux Zone to Watch Live Baseball Video in 2009

LSU's 41st in the procession for the first time since '96
PHOTO BY JEFFREY L. BROWN

Back to the Top: Baseball Ranked No. 1 in Preseason Poll

1/22/2008
By www.LSUathletics.net

BATON ROUGE -- When Paul Mainieri was introduced as LSU's baseball coach on June 18, 2006, he said his goal was to return the program to the "pinnacle position in college baseball," just two-and-a-half years later, that goal has been realized, as LSU is the No. 1 team in the nation in the annual Collegiate Baseball magazine poll released Monday.

At his introductory press conference in 2006, Mainieri said, "Make no mistake about it. The goal is to return LSU to the pinnacle position in college baseball. I have all the confidence in the world that we can do that here."

On Monday, Mainieri expressed satisfaction that his vision came to fruition.

RUSSELL ATHLETIC
OFFICIAL OUTFITTER OF LSU BASEBALL
LSU

UPCOMING SCORES TICKETS

ASCENSION MARINE

vs. Baseball Media Day Press Conference
Wednesday | Feb. 18 | 11:55 a.m. (CT)
41

vs. Baseball Media Day Press Conference
Wednesday | Feb. 18 | 11:55 a.m. (CT)
41

Behind The Scenes

REGISTER HERE FOR A CHANCE TO WIN

Two (2) tickets to LSU vs. Auburn on February 6. Sit in press row during pre-game and photo w/ Mike the Tiger!

GRAND PRIZE

Two (2) tickets to LSU vs. Auburn and Tazoo Bell for a Year!

Includes \$100 to buy Bell hats, be Tazoo Bell's secretary. A lifetime will not receive pay (check of \$10000). Both you and students of LSU, who will age 18 or older are eligible. Deadline for entry is February 15, 2008. 11:59pm Central Standard Time. Void where prohibited.

LSUshop.net
The Official Online Store of LSU Athletics

Tigers Basketball

LSU

GEAUX X ZONE
EXCLUSIVE

WATCH LIVE VIDEO OF LSU ATHLETICS
LIKE NEVER BEFORE WITH YOUR PREMIUM MEMBERSHIP

GEAUX X ZONE FEATURES

- ▶ Live streaming internet video of select 2009 LSU home events
- ▶ Live streaming internet audio of all LSU Sports Radio Network Events
- ▶ On-demand audio and video interviews and highlights
- ▶ **LSU Geaux News and Mobile Messaging**
Get the latest on LSU Athletics sent directly to your cell phone or wireless device

LSUsports.net FEATURES

- ▶ The most up-to-the-minute news and notes on LSU athletics
- ▶ Online ticket sales
- ▶ The latest exciting promotions for LSU sports
- ▶ Feature articles, fan polls, statistics, rosters, schedules and much more!
- ▶ Order LSU Athletics Photo Prints on LSUpic.net
- ▶ The best selection of LSU Merchandise on LSUshop.net



The Tiger Athletic Foundation (TAF) is a private, nonprofit foundation dedicated to supporting LSU and its Athletic Program. The Foundation is administered by its own board of directors, comprised of TAF donors, which meets quarterly. Officers of the corporation are elected bi-annually.

Louisiana State University has a proud athletic tradition, highlighted by scores of Southeastern Conference and NCAA championships in more than 20 men's and women's varsity sports. Thanks to generous private-sector contributions, the Tiger Athletic Foundation continues to play an integral role

in sustaining that outstanding tradition. As the central fund-raising organization in support of LSU athletics, TAF's mission is clear – to lead the university in building a comprehensively superior athletic program.

Unrestricted contributions to the Tiger Athletic Foundation benefit every athlete and team at LSU through scholarship and academic awards, as well as through the construction and maintenance of athletic facilities. These projects, large and small, chart the unmistakable course to excellence. And it is the shared vision of alumni and friends of LSU that are making them a reality.



**Maj. Gen. R. G. Richard,
USMC (Ret.)**
Chief Executive Officer

INTRO

THIS IS LSU

PREVIEW

TIGERS

COACHES

REVIEW

HISTORY

RECORDS

LSU

WHO IS TAF?

A donation to the Tiger Athletic Foundation assists in its programs of support for LSU Athletics.

- The TAF is made up of average Tiger fans who make donations to help fund the mission of Tiger Athletics.
- Nearly two-thirds of TAF's members have donated less than \$1,000 in their lifetime to TAF.
- Less than 1% of TAF's members have donated over \$100,000 in their lifetime to TAF.
- Approximately half of TAF's members are football season ticket holders.
- TAF's membership is 14,000 strong and growing.
- Funding scholarships for LSU's student-athletes.
- Funding the construction and renovation of facilities and the purchase of equipment to provide Tiger student-athletes with the best possible opportunity to compete at a national level.
- Funding support for facilities and programs to enhance the academic opportunities for student-athletes.
- Providing support to assure the best possible coaching and support staffs are in place to lead the LSU athletics program.

TAF Members Funded LSU Projects



\$60 Million

Westside Renovation of Tiger Stadium

The TAF renovated the westside of Tiger Stadium in order to provide 3,200 new club seats and a new press box. The new club seats provide additional revenue for the athletics program to invest in future facility projects. Opened in the fall of 2005.

\$50 Million

Eastside Expansion of Tiger Stadium

The TAF financed an eastside expansion that added over 11,000 seats to Tiger Stadium and moved it up among the five largest on-campus stadiums in America. The eastside expansion created 70 Tiger Den suites in the stadium, opening in the fall of 2000.

\$5.2 Million

Scoreboards in Tiger Stadium, Maravich Center, Outdoor Track

The TAF added to fan enjoyment in LSU's major athletics facilities by purchasing state-of-the-art video scoreboards in 1998.



\$1.2 Million

Lawton Squad Room

The TAF funded the construction of a squad meeting room attached to Tiger Stadium for use by LSU's athletics teams. Prior to the construction of the Lawton Squad Room, there was no one place in LSU's athletics complex where the entire football team could meet and view instructional and motivational video presentations. Opened in 1997.

\$15 Million

Football Operations Center

The TAF built a stand-alone Football Operations Center that opened in the fall of 2005. All facets of the Tiger football program are now under one roof. The building includes locker rooms, meeting rooms, coaches offices, video operations, a training room and strength facility.



\$3 Million

Mike the Tiger's Habitat

LSU's legendary live mascot is now in a new home, thanks to the TAF. This new habitat provides Mike with a 15,000-square foot environment with lush planting, a beautiful waterfall and a stream evolving from a rocky backdrop overflowing with plants and trees. LSU now enjoys one of the finest live tiger habitats in America. Opened in the fall of 2005.

\$12 Million

Cox Communications Academic Center for Student-Athletes

The TAF provided LSU with unquestionably the most advanced academic facility in America for its student-athletes. By renovating LSU's old Gym Armory, the TAF allowed LSU to make the emphatic statement that the academic welfare of its student-athletes is its foremost priority. Opened in 2002.



the exclusive marketing and multi-media rights partner of **LSU Athletics**.

LSU Sports Properties provides a single-source outlet, integrating sponsorship opportunities to deliver corporate partnership programs across all of LSU Athletics' marketing platforms for the family of loyal corporate and media partners of LSU Athletics.

On-Premise Signage

- ▶ Tiger Stadium
- ▶ Maravich Center
- ▶ Alex Box Stadium
- ▶ Olympic Sports Venues

Game Sponsorships

- ▶ Football
- ▶ Men's Basketball
- ▶ Women's Basketball
- ▶ Baseball

Hospitality

- ▶ Tickets
- ▶ Tiger One Village
- ▶ Away Game Trips
- ▶ Special Events

Media

- ▶ Radio
- ▶ Television
- ▶ Print
- ▶ Internet

Marketing Rights

- ▶ Consumer Promotions
- ▶ Event Marketing
- ▶ Logo Usage
- ▶ Official Status



TEAM LSU PARTNERS



TIGER PARTNERS



FOR MORE INFORMATION REGARDING SPONSORSHIP OPPORTUNITIES WITH LSU ATHLETICS, PLEASE CONTACT

LSU Sports Properties
P.O. Box 25095
Baton Rouge, LA 70894



Brooks Blakey
DIRECTOR OF SALES



225.578.7571
bblakey@lsu.edu

MAJOR LEAGUE TIGERS

LSU HAS PRODUCED 43 MAJOR LEAGUE BASEBALL PLAYERS SINCE 1985, INCLUDING 23 PITCHERS AND 20 POSITION PLAYERS. LSU HAS HAD AT LEAST ONE FORMER PLAYER MAKE HIS MLB DEBUT IN EACH OF THE PAST 18 SEASONS (1991-2008).

PAUL BYRD

1999 NATIONAL LEAGUE ALL-STAR
LSU, 1989-91



TWELVE FORMER LSU PLAYERS
APPEARED ON 2008 MAJOR
LEAGUE BASEBALL ROSTERS

PAUL BYRD RHP

CLEVELAND INDIANS
BOSTON RED SOX

ROY CORCORAN RHP

SEATTLE MARINERS

MIKE FONTENOT INF

CHICAGO CUBS

AARON HILL INF

TORONTO BLUE JAYS

BRAD HAWPE OF

COLORADO ROCKIES

RYAN JORGENSEN C

CINCINNATI REDS

GREG SMITH LHP

OAKLAND ATHLETICS

RUSS SPRINGER RHP

ST. LOUIS CARDINALS

NICK STAVINOHA OF

ST. LOUIS CARDINALS

BRIAN TALLEY LHP

TORONTO BLUE JAYS

RYAN THERIOT INF

CHICAGO CUBS

BRIAN WILSON RHP

SAN FRANCISCO GIANTS


BRIAN WILSON

2008 NATIONAL LEAGUE ALL-STAR
LSU, 2001-03



MIKE FONTENOT

LSU, 2000-01



BRAD HAWPE

LSU, 1999-2000



RYAN THERIOT

LSU, 1999-2001

2009 SCHEDULE



DEREK HELENIHI



MICAH GIBBS



NOLAN CAIN



PAUL BERTUCCINI



SEAN OCHINKO

FEBRUARY

20	VILLANOVA
21	VILLANOVA
22	VILLANOVA
25	SOUTHERN
27	CENTRAL FLORIDA
28	CENTRAL FLORIDA

BATON ROUGE, LA.	7 P.M.
BATON ROUGE, LA.	2 P.M.
BATON ROUGE, LA.	NOON
BATON ROUGE, LA.	6:30 P.M.
BATON ROUGE, LA.	7 P.M.
BATON ROUGE, LA.	2 P.M.

MARCH

1	CENTRAL FLORIDA
3	NEW ORLEANS
4	MISSISSIPPI VALLEY
6	ILLINOIS
7	ILLINOIS
8	ILLINOIS
10	SE LOUISIANA
11	UL-LAFAYETTE
13	KENTUCKY
14	KENTUCKY
15	KENTUCKY
17	NORTHWESTERN STATE
18	MCNEESE STATE
20	SOUTH CAROLINA
21	SOUTH CAROLINA
22	SOUTH CAROLINA
24	HARVARD
25	HARVARD
27	OLE MISS
28	OLE MISS
29	OLE MISS
31	TULANE

BATON ROUGE, LA.	1 P.M.
AT NEW ORLEANS, LA.	6:30 P.M.
BATON ROUGE, LA.	6:30 P.M.
BATON ROUGE, LA.	7 P.M.
BATON ROUGE, LA.	2 P.M.
BATON ROUGE, LA.	11 A.M.
AT HAMMOND, LA.	6 P.M.
BATON ROUGE, LA.	6:30 P.M.
BATON ROUGE, LA.	7 P.M.
BATON ROUGE, LA.	3 P.M.
BATON ROUGE, LA.	1 P.M.
BATON ROUGE, LA.	6:30 P.M.
BATON ROUGE, LA.	6:30 P.M.
AT COLUMBIA, S.C.	6 P.M.
AT COLUMBIA, S.C.	3 P.M.
AT COLUMBIA, S.C.	12:30 P.M.
BATON ROUGE, LA.	6:30 P.M.
BATON ROUGE, LA.	6:30 P.M.
BATON ROUGE, LA.	7 P.M.
BATON ROUGE, LA.	3 P.M.
BATON ROUGE, LA.	1 P.M.
AT NEW ORLEANS, LA.	6 P.M.

APRIL

3	GEORGIA
4	GEORGIA
5	GEORGIA
8	GRAMBLING
10	ALABAMA
11	ALABAMA
12	ALABAMA
14	NEW ORLEANS
15	NICHOLLS STATE
17	TENNESSEE
18	TENNESSEE
19	TENNESSEE
21	SE LOUISIANA
22	UL-LAFAYETTE *
24	AUBURN
25	AUBURN
26	AUBURN
28	TULANE

AT ATHENS, GA.	6 P.M.
AT ATHENS, GA.	2 P.M.
AT ATHENS, GA.	11 A.M.
BATON ROUGE, LA.	6:30 P.M.
AT TUSCALOOSA, ALA.	6:30 P.M.
AT TUSCALOOSA, ALA.	4 P.M.
AT TUSCALOOSA, ALA.	2 P.M.
BATON ROUGE, LA.	6:30 P.M.
BATON ROUGE, LA.	6:30 P.M.
BATON ROUGE, LA.	7 P.M.
BATON ROUGE, LA.	3 P.M.
BATON ROUGE, LA.	1 P.M.
BATON ROUGE, LA.	6:30 P.M.
AT METAIRIE, LA.	7 P.M.
BATON ROUGE, LA.	7 P.M.
BATON ROUGE, LA.	3 P.M.
BATON ROUGE, LA.	1 P.M.
BATON ROUGE, LA.	6:30 P.M.

MAY

1	ARKANSAS
2	ARKANSAS
3	ARKANSAS
8	FLORIDA
9	FLORIDA
10	FLORIDA
12	CENTENARY
14	MISSISSIPPI STATE
15	MISSISSIPPI STATE
16	MISSISSIPPI STATE
20-24	SEC TOURNAMENT
29-31	NCAA REGIONAL

AT FAYETTEVILLE, ARK.	6:30 P.M.
AT FAYETTEVILLE, ARK.	2 P.M.
AT FAYETTEVILLE, ARK.	1 P.M.
BATON ROUGE, LA.	7 P.M.
BATON ROUGE, LA.	7 P.M.
BATON ROUGE, LA.	NOON
BATON ROUGE, LA.	6:30 P.M.
AT STARKVILLE, MISS.	6:30 P.M.
AT STARKVILLE, MISS.	6:30 P.M.
AT STARKVILLE, MISS.	2 P.M.
AT HOOVER, ALA.	TBA
SITE TBD	TBA

JUNE

1	NCAA REGIONAL
5-8	NCAA SUPER REGIONAL
13-24	COLLEGE WORLD SERIES

SITE TBD	TBA
SITE TBD	TBA
AT OMAHA, NEB.	TBA

ALL TIMES ARE CENTRAL AND SUBJECT TO CHANGE.

GOLD - DENOTES HOME GAMES

*- WALLY PONTIFF JR. CLASSIC

LSUsports.net

LEON LANDRY



JARED MITCHELL



INSTALL SLEEVE FOR
BASE PER DETAIL & PFE.0



RYAN SCHIMPF

NATURAL TURF
SIDELINES
RE-SPECIFICATION
SECTION 02930



DJ LEMAHIEU

