



DEFEND *the* **GOLD**

2017 MEDIA GUIDE

SEASON PREVIEW

Quick Facts	1
Television Roster	2
2017 Opponents	4
Why LSU?	7
LSU Soccer Stadium	8

SEASON REVIEW

2016 Final Statistics	10
2016 SEC Recap	11

HISTORY

Record Book	12
All-Time Results	16
LSU vs. All-Time Opponents	19
Letterwinners	20
All-Time Honors	21
LSU at the FIFA World Cup	24
LSU Tigers on the National Team	26
The Hermann Trophy	29

LSU

LSU Board of Supervisors	30
Dr. F King Alexander	31
Dr. Bill Demastes	31
Joe Alleva	32
Academic Success	34
Cox Communications Academic Center	36



UNIVERSITY

LOCATION:	Baton Rouge, La.
FOUNDED:	1860
ENROLLMENT:	31,414
NICKNAME:	Tigers or Fighting Tigers
FACILITY:	LSU Soccer Stadium (2,197)
ALL-TIME HOME RECORD:	116-63-26
MASCOT:	Mike VII (Live Bengal Tiger)
COLORS:	Purple and Gold
CONFERENCE:	Southeastern
AFFILIATION:	NCAA Division I
PRESIDENT & CHANCELLOR:	Dr. F. King Alexander
FACULTY ATHLETICS REPRESENTATIVE:	Dr. Bill Demastes

ATHLETIC DEPARTMENT

VICE CHANCELLOR/DIRECTOR OF ATHLETICS:	Joe Alleva
DEPUTY DIRECTOR OF ATHLETICS:	Eddie Nunez
DEPUTY DIRECTOR OF ATHLETICS:	Verge Ausberry
SR. ASSOCIATE AD/CHIEF FINANCIAL OFFICER:	Mark Ewing
SR. ASSOCIATE AD/SR. WOMAN ADMINISTRATOR:	Miriam Segar
SR. ASSOCIATE AD/COMPLIANCE & PLANNING:	Bo Bahnsen
SR. ASSOCIATE AD/ATHLETIC FACILITY MANAGEMENT:	Ronnie Haliburton
ASSOCIATE AD/TICKET SALES & OPERATIONS:	Brian Broussard
ASSOCIATE AD/FACILITY & PROJECT DEVELOPMENT:	Emmitt David
ASSISTANT AD/MARKETING:	Matt Shanklin
ASSISTANT AD/FISCAL OPERATIONS:	Neal Lamonica

SOCCER STAFF

HEAD COACH:	Brian Lee
ALMA MATER:	Furman, 1992
RECORD AT LSU:	122-94-38 (12 seasons)
CAREER RECORD:	266-174-48 (23 seasons)
ASSISTANT COACH:	Carl Goody (2 seasons)
ALMA MATER:	William Carey, 2011
ASSISTANT COACH:	Megan Kinneman (First Season)
ALMA MATER:	LSU, 2013

TEAM INFORMATION

2016 RECORD:	7-11-1
2016 SEC RECORD:	2-8-1 (12th SEC Overall)
POSTSEASON:	None
LETTERWINNERS RETURNING/LOST:	14/7
STARTERS RETURNING/LOST:	7/4
NEWCOMERS:	15
TOP RETURNEES:	Caroline Brockmeier (Jr.), Jordane Carvery (Sr.), Marlena Cutura (So.), Debbie Hahn (Sr.), Zoe Higgins (Sr.), Alex Thomas (Jr.)
INAUGURAL SEASON:	1995
OVERALL RECORD:	208-194-50

ATHLETIC COMMUNICATIONS

SR. ASSOCIATE AD/COMMUNICATIONS DIRECTOR:	Michael Bonnette
SENIOR ASSOCIATE COMMUNICATIONS DIRECTOR:	Kent Lowe
SENIOR ASSOCIATE COMMUNICATIONS DIRECTOR:	Bill Franques
ASSOCIATE COMMUNICATIONS DIRECTOR:	Will Stafford
ASSISTANT COMMUNICATIONS DIRECTOR:	Brandon Berrio
ASSISTANT COMMUNICATIONS DIRECTOR:	TBD
ASSISTANT COMMUNICATIONS DIRECTOR:	TBD
EXECUTIVE DIRECTOR FOR CREATIVE SERVICES:	Jason Feirman
CREATIVE SERVICES MANAGER:	PJ Odom
CREATIVE SERVICES COORDINATOR:	Clint Self
CREATIVE SERVICES COORDINATOR:	TBD
STAFF PHOTOGRAPHER:	Steve Franz
STAFF PHOTOGRAPHER:	Chris Parent
SOCCER CONTACT:	Will Stafford
ADMINISTRATIVE SPECIALIST:	Pam LeBlanc

CONTACT INFORMATION (AREA CODE 225)

ATHLETIC COMMUNICATIONS:	578-8226
ATHLETIC COMMUNICATIONS FAX:	578-1861
WILL STAFFORD'S CELL:	436-4389
WILL STAFFORD'S E-MAIL:	WSTAFF2@LSU.EDU
SOCCER OFFICE:	578-3947
LSU ATHLETIC DEPARTMENT:	578-0628
TICKET OFFICE:	578-2184
WEBSITE:	WWW.LSUSPORTS.NET

CREDITS

EDITOR:	Will Stafford
DESIGN AND LAYOUT:	Will Stafford, Clint Self
COVERS:	Clint Self
PHOTOGRAPHY:	Steve Franz, Chris Parent

2017 LSU SOCCER SCHEDULE

AUGUST

18	Mississippi Valley State	Baton Rouge	6 p.m.
20	at Colgate	Hamilton, N.Y.	6 p.m.
27	Lamar	Baton Rouge	6 p.m.
31	at George Washington	Washington, D.C.	4 p.m.

SEPTEMBER

3	Houston	Baton Rouge	5 p.m.
8	at Central Florida	Orlando, Fla.	6 p.m.
10	Liberty	Baton Rouge	6 p.m.
14	Cincinnati	Baton Rouge	6 p.m.
17	Vanderbilt*%\$	Baton Rouge	4 p.m.
21	at Alabama*%	Tuscaloosa, Ala.	7 p.m.
24	Mississippi State*%	Starkville, Miss.	3 p.m.
29	at Kentucky*%	Lexington, Ky.	6:30 p.m.

OCTOBER

5	Georgia*%	Baton Rouge	6 p.m.
8	at Ole Miss*%	Oxford, Miss.	2 p.m.
13	Arkansas*%	Baton Rouge	6 p.m.
19	Texas A&M*%\$	Baton Rouge	6 p.m.
22	at Auburn*&%	Auburn, Ala.	5 p.m.
26	at Missouri*%	Columbia, Mo.	6:30 p.m.

NOVEMBER

30-5	at SEC Tournament	Orange Beach, Ala.	TBA
10-12	NCAA First Round	TBA	TBA
17-19	NCAA Second & Third Rounds	TBA	TBA
24-26	NCAA Quarterfinals	TBA	TBA

DECEMBER

1-3	NCAA Women's College Cup	Orlando, Fla.	TBA
-----	--------------------------	---------------	-----

* - Denotes SEC match \$ - Denotes SEC Network broadcast
 & - Denotes ESPN broadcast %- Denotes ESPN3.com stream
 All times Central and subject to change.

MEDIA INFORMATION

The 2017 LSU Soccer Media Guide was written to provide members of the media with statistics and information needed to adequately cover the LSU Soccer team. For further information on the team and the scheduling of interviews with head coach Brian Lee, assistant coaches Carl Goody and Megan Kinneman or LSU's student-athletes, please contact Will Stafford in the LSU Athletic Communications Department at (225) 578-7947.

MAILING ADDRESS

LSU Athletic Communications
 LSU Box 25095
 Baton Rouge, LA 70803

OVERNIGHT MAILING ADDRESS

Athletic Administration Building, Fifth
 Floor
 North Stadium Drive
 Baton Rouge, LA 70894

Media credentials should be requested prior to each game. Season credentials are also available upon request. Passes will be available for pick up in the press box at the LSU Soccer Stadium. All requests should be made by contacting Will Stafford.

Postgame interviews, including those with players and coaches from both teams, will be held in the designated media area in the team meeting room approximately five minutes following the completion of each match. A member of the LSU Athletic Communications Department will take interview requests during the second half of each game. Game information, including halftime and final game statistics, will be provided in the press box.

Practices are open to the media with Brian Lee and the players available for interviews after each session. Please contact Will Stafford to make arrangements.

LSU SOCCER ON THE SEC NETWORK

The Southeastern Conference and ESPN have a 20-year agreement through 2034 to create a multi-platform SEC Network which launched in August 2014. The SEC Network and its accompanying digital platform airs SEC content 24/7, including more than 1,000 events annually. The LSU Soccer program will feature twice on the SEC Network during the 2017 season with home matches against Vanderbilt and Texas A&M with an additional away fixture scheduled for coverage on ESPN.

In addition, each of LSU's 10 matches in SEC play will stream live online on the SEC Network+ that includes ESPN3.com and the Watch ESPN app on the internet and available on all smartphones and tablet devices.

Television Roster


1 LILY ALFELD

5-9 – Jr. – GK
Christchurch,
New Zealand
Lincoln HS


2 JORDANE CARVERY

5-11 – Sr. – D
Richmond Hill,
Ontario, Canada
Bill Crothers Secondary


3 ZOE HIGGINS

5-4 – Sr. – F
Boring, Oregon
Sandy Union HS/Oregon


4 CHIARA RITCHIE-WILLIAMS

5-6 – Fr. – D
London, England
Alexandra Park School


5 LUCY PARKER

5-8 – Fr. – M
Cambridge, England
Coleridge CC


6 CHRISTYNA PITRE

5-8 – Jr. – M
Austin, Texas
Cedar Ridge HS


7 CAITLIN CANTRILL

5-3 – So. – M
Canberra, Australia
Radford College


8 ALEX VANDEGRIFT

5-8 – Fr. – M
Port St. Lucie, Florida
Mosaic Digital Academy


9 ALEX THOMAS

5-1 – Jr. – F
New Orleans, Louisiana
Ben Franklin HS


10 NICOLE HOWARD

5-6 – Sr. – F/M
Rolla, Missouri
Rolla HS/
Lewis & Clark CC


11 TINAYA ALEXANDER

5-3 – Fr. – F
Reading, England
Faringdon Catholic


12 MACKENZIE MANUEL

5-7 – Fr. – F
Mandeville, Louisiana
Mandeville HS


13 DANA REED

5-9 – Fr. – F/M
Highland, Maryland
Our Lady of Good
Counsel


14 CAROLINE BROCKMEIER

5-10 – Jr. – GK
Tallahassee, Florida
Chiles HS/Florida State


15 LINDSEY EATON

5-7 – Fr. – D
Lithia, Florida
Newsome HS


16 CHELSEA STIEBING

5-6 – Jr. – M
Mandeville, Louisiana
Fountainbleau HS


17 TIANA CAFFEY

5-7 – Fr. – M
Port St. Lucie, Florida
Jensen Beach HS


18 MIA DUBROC

5-3 – So. – F/M
Mandeville, Louisiana
Mandeville HS/Samford


19 ALEXIS LARIMORE

5-3 – Fr. – F
Denham Springs,
Louisiana
Denham Springs HS


20 MARLENA CUTURA

5-8 – So. – M/D
Pearl River, Louisiana
Pope John Paul II
Catholic HS


21 COURTNEY HENDERSON

5-9 – RS-Fr. – M
Rogers, Minnesota
Rogers HS


22 SARA FUNDERBURK

5-5 – So. – M
Bossier City, Louisiana
Parkway HS


23 ELLIE WEBER

5-3 – So. – D
Springfield, Virginia
Lake Braddock
Secondary School


24 JADE CLARKE

5-7 – So. – F/M
Richmond, British
Columbia, Canada
R.C. Palmer Secondary


25 EMMA GRACE GOLDMAN

5-7 – RS-Fr. – GK
Murfreesboro,
Tennessee
Oakland HS


26 SARAH BEADLE

5-7 – Fr. – M
Lafayette, Louisiana
Ascension Episcopal
School


27 RAVEN GUERRERO

5-7 – RS-Fr. – D
San Antonio, Texas
Alamo Heights HS


28 HANNAH CUNEO

5-2 – Fr. – F/M
Houma, Louisiana
Vandebilt Catholic HS


29 CAROLINE WEISS

5-7 – Fr. – F
Naperville, Illinois
Naperville North HS


30 HALEY GARRETT

5-4 – Fr. – F/M
Raleigh, North Carolina
Cardinal Gibbons HS




31 DEBBIE HAHN
5-9 – Sr. – D
Tampa, Florida
Fivay HS/Florida State



32 MIRANDA SCOTTEN
5-3 – Sr. – D
Bossier City, Louisiana
Parkway High School



BRIAN LEE
Head Coach
13th Season



CARL GOODY
Assistant Coach
Third Season



MEGAN KINNEMAN
Assistant Coach
First Season



DANIEL BRIZARD
Volunteer Assistant
First Season



LAURA LAMBERTH
Director of Operations
Fourth Season



TRAVIS CURSON
Manager
Fourth Season



ROBERT TABODA
Manager
Third Season



THOMAS GREEN
Manager
Second Season



ZAC SHAW
Manager
First Season



HANNAH FALDETTA
Assistant Athletic
Trainer
Third Season



LANCE BARILOW
Strength & Conditioning
Coach
First Season



WILL STAFFORD
Associate
Communications
Director
13th Season



LAUREN LENOX
Assistant Marketing
Director
Second Season



CAROLE WALKER
Senior Associate
Academic Director
11th Season



LAKEITHA POOLE
Director of Sports
Psychology
First Season



LAUREN REAGAN
Director of Sports
Nutrition
Third Season



LAUREN MARUCCI
Assistant Director of
Sports Nutrition
First Season



MATTHEW MONTGOMERY
Equipment Manager
First Season



Head Coach Brian Lee

**ALABAMA****SEPT. 21, 2017****TUSCALOOSA, ALA. - 7 P.M.****UNIVERSITY**

Location: Tuscaloosa, Ala.

Enrollment: 37,665

Nickname: Crimson Tide

Stadium (Capacity): Alabama Soccer Stadium (1,500)

Colors: Crimson & White

Conference: Southeastern

Athletics Director: Greg Byrne

SOCCER STAFF

Head Coach: Wes Hart (Washington, 1999)

Record at Alabama: 14-20-4 (2 seasons)

Career Record: 14-20-4 (2 seasons)

Assistant Coaches: Mike Piserchio, Jerrod Roh

TEAM INFORMATION

2016 Record: 9-8-2

2016 SEC Record: 4-5-2

2016 SEC Finish: 9th

Postseason: SEC Tournament (First Round)

Letterwinners Returning/Lost: 17/5

Starters Returning/Lost: 9/2

Newcomers: 13

SPORTS INFORMATION

Soccer Contact: Nia Barnes

SID Phone: (205) 348-6084

SID Fax: (205) 348-8841

SID E-mail: nbarnes@ia.ua.edu

Website: www.rolltide.com

Mailing Address: Box 870391

Tuscaloosa, AL 35487

**ARKANSAS****OCT. 13, 2017****BATON ROUGE - 6 P.M.****UNIVERSITY**

Location: Fayetteville, Ark.

Enrollment: 27,600

Nickname: Razorbacks

Stadium (Capacity): Razorback Field (1,500)

Colors: Cardinal & White

Conference: Southeastern

Athletics Director: Jeff Long

SOCCER STAFF

Head Coach: Colby Hale (Oral Roberts, 1999)

Record at Arkansas: 57-41-10 (5 seasons)

Career Record: 57-41-10 (5 seasons)

Assistant Coaches: Kristi Kiely, David Gough

TEAM INFORMATION

2016 Record: 18-5-1

2016 SEC Record: 8-3-0

2016 SEC Finish: 3rd

Postseason: NCAA Tournament (Second Round)

Starters Returning/Lost: 14/9

Newcomers: 14

SPORTS INFORMATION

Soccer Contact: John Thomas

SID Phone: (479) 575-7430

SID Fax: (479) 575-7481

SID E-mail: jfthomas@uark.edu

Website: www.ArkansasRazorbacks.com

Mailing Address: Arkansas Media Relations

131 Barnhill Arena

Fayetteville, AR 72701

**AUBURN****OCT. 22, 2017****BATON ROUGE - 5 P.M.****UNIVERSITY FACTS**

Location: Auburn, Ala.

Enrollment: 25,469

Nickname: Tigers

Stadium (Capacity): Auburn Soccer Complex (1,500)

Colors: Burnt Orange & Navy Blue

Conference: Southeastern

Athletics Director: Jay Jacobs

SOCCER STAFF

Head Coach: Karen Hoppa (Central Florida, 1990)

Record at Auburn: 217-140-32 (18 seasons)

Career Record: 280-183-41 (24 seasons)

Assistant Coaches: James Armstrong, Ben Madsen

TEAM INFORMATION

2016 Record: 17-7

2016 SEC Record: 9-2

2016 SEC Finish: 2nd

Postseason: NCAA Tournament (Elite Eight)

Letterwinners Returning/Lost: 16/9

Starters Returning/Lost: 6/5

Newcomers: 12

SPORTS INFORMATION

Soccer Contact: Cody Voga

SID Phone: (334) 750-9023

SID Fax: (334) 844-9807

SID E-mail: voga@auburn.edu

Website: www.auburntigers.com

Mailing Address: Athletic Communications

P.O. Box 351

Auburn, AL 36831

**CENTRAL FLORIDA****SEPT. 8, 2017****ORLANDO, FLA. - 6 P.M.****UNIVERSITY**

Location: Orlando, Fla.

Enrollment: 64,318

Nickname: Golden Knights

Stadium (Capacity): UCF Soccer Complex (2,475)

Colors: Black & Gold

Conference: American Athletic

Athletics Director: Dr. Daniel J. White

SOCCER STAFF

Head Coach: Tiffany Roberts Sahaydak

Record at UCF: 55-22-8 (4 seasons)

Career Record: 108-72-27 (10 seasons)

Assistant Coaches: Tim Sahaydak, Chris Cummings

TEAM INFORMATION

2016 Record: 9-8-2

2016 AAC Record: 4-4-1

2016 AAC Finish: 6th

Postseason: None

Letterwinners Returning: 12

Starters Returning/Lost: 7/4

SPORTS INFORMATION

Soccer Contact: Megan Herboth

SID Phone: (407) 823-0994

SID E-mail: mherboth@athletics.ucf.edu

Website: www.UCFKnights.com

Mailing Address: UCF Athletics

P.O. Box 163555

Orlando, FL 32816

**CINCINNATI****SEPT. 14, 2017****BATON ROUGE - 6 P.M.****UNIVERSITY**

Location: Cincinnati, Ohio

Enrollment: 44,096

Nickname: Bearcats

Stadium (Capacity): Gettler Stadium (1,400)

Colors: Red & Black

Conference: Colonial American Athletic

Athletics Director: Mike Bohn

SOCCER STAFF

Head Coach: Neil Stafford (Southern New Hampshire, 1996)

Record at Cincinnati: 31-25-8 (3 seasons)

Career Record: 133-96-27 (13 seasons)

Assistant Coaches: Matt Cosinuke, Gavin MacLeod

TEAM INFORMATION

2016 Record: 11-5-4

2016 AAC Record: 4-3-2

2016 AAC Finish: T-4th

Postseason: AAC Tournament Quarterfinals

Letterwinners Returning/Lost: 19/7

Starters Returning/Lost: 8/3

Newcomers: 10

SPORTS INFORMATION

Soccer Contact: Alex Ryan

SID Phone: (513) 556-0618

SID E-mail: alex.ryan@uc.edu

Website: www.gobearcats.com

Mailing Address: 2751 O'Varsity Way, Suite 860

Cincinnati, OH 45221

**COLGATE****AUG. 20, 2017****HAMILTON, N.Y. - 6 P.M.****UNIVERSITY FACTS**

Location: Hamilton, N.Y.

Enrollment: 2,922

Nickname: Raiders

Stadium (Capacity): Beyer-Small '76 Field (1,300)

Colors: Maroon & White

Conference: Patriot League

Athletics Director: Vicky Chun

SOCCER STAFF

Head Coach: Kathy Brawn (Ramapo, 1988)

Record at Colgate: 286-176-45 (26 seasons)

Career Record: 286-176-45 (26 seasons)

Assistant Coach: Jenna Gibney, Alyssa Manoogian

TEAM INFORMATION

2016 Record: 8-8-3

2016 Patriot League Record: 5-4

2016 Patriot League Finish: 4th

Postseason: Patriot League Tournament Quarterfinals

Letterwinners Returning/Lost: 18/6

Starters Returning/Lost: 8/3

Newcomers: 6

SPORTS INFORMATION

Soccer Contact: Chelsea Vielhauer

SID Phone: (315) 228-6761

SID E-mail: cvielhauer@colgate.edu

Website: www.gocolgateraiders.com

Mailing Address: Colgate University

13 Oak Drive

Hamilton, NY 13346

**GEORGE WASHINGTON**

AUG. 31, 2017
WASHINGTON, D.C. - 4 P.M.

UNIVERSITY FACTS

Location: Washington, DC
 Enrollment: 26,000
 Nickname: Colonials
 Stadium: GW Soccer Field
 Colors: Buff & Blue
 Conference: Atlantic 10
 Athletics Director: Patrick Nero

SOCCER STAFF

Head Coach: Sarah Barnes (Connecticut, 1998)
 Record at George Washington: 50-36-10 (5 seasons)
 Career Record: 50-36-10 (5 seasons)
 Assistant Coaches: Erin Ridley, Jeremy Williams

TEAM INFORMATION

2016 Record: 11-7-3
 2016 Atlantic 10 Record: 4-3-3
 2016 Atlantic 10 Finish: 6th
 Postseason: A-10 Conference Semifinals
 Letterwinners Returning/Lost: 15/9
 Starters Returning/Lost: 5/7
 Newcomers: 12

SPORTS INFORMATION

Soccer Contact: Lauren Shear
 SID Phone: (202) 994-0339
 SID E-mail: shear_95@gwu.edu
 Website: www.gwsports.com
 Mailing Address: Dept. of Athletics & Recreation
 Charles E. Smith Center
 600 22nd St. NW
 Washington, DC 20052

**GEORGIA**

OCT. 5, 2017
BATON ROUGE - 6 P.M.

UNIVERSITY

Location: Athens, Ga.
 Enrollment: 36,574
 Nickname: Bulldogs
 Stadium (Capacity): Turner Soccer Complex (1,682)
 Colors: Red & Black
 Conference: Southeastern
 Athletics Director: Greg McGarity

SOCCER STAFF

Head Coach: Billy Lesesne (Erskine, 1987)
 Record at Georgia: 11-23-2 (2 seasons)
 Career Record: 11-23-2 (2 seasons)
 Assistant Coaches: Katie Ely, Brian Moore

TEAM INFORMATION

2016 Record: 6-11-1
 2016 SEC Record: 3-8
 2016 SEC Finish: 11th
 Postseason: None
 Letterwinners Returning/Lost: 16/11
 Starters Returning/Lost: 6/5
 Newcomers: 12

SPORTS INFORMATION

Soccer Contact: Karra Logan
 SID Phone: (706) 542-1231
 SID Fax: (706) 542-9339
 SID E-mail: klogan@sports.uga.edu
 Website: www.georgiadiogs.com
 Mailing Address: P.O. Box 1472
 1 Selig Circle
 Athens, GA 30603-1472

**HOUSTON**

SEPT. 3, 2017
BATON ROUGE - 5 P.M.

UNIVERSITY

Location: Houston, Texas
 Enrollment: 43,770
 Nickname: Cougars
 Stadium: Carl Lewis International Complex
 Colors: Scarlet & White
 Conference: American Athletic
 Vice President for Athletics: Hunter Yurachek

SOCCER STAFF

Head Coach: Diego Bocanegra (Fresno State, 1998)
 Record at Houston: First Season
 Career Record: First Season
 Assistant Coaches: Blair Quinn, Danesha Adams

TEAM INFORMATION

2016 Record: 6-7-3
 2016 AAC Record: 1-6-2
 2016 AAC Finish: 8th
 Postseason: None
 Letterwinners Returning/Lost: 16/5
 Starters Returning/Lost: 8/3
 Newcomers: 10

SPORTS INFORMATION

Soccer Contact: Alexandria Brown
 SID Phone: (713) 743-9404
 SID E-mail: asbrown7@central.uh.edu
 Website: www.uhcougars.com
 Mailing Address: Athletic Communications
 3100 Cullen Blvd., Suite 2008
 Houston, TX 77204

**KENTUCKY**

SEPT. 29, 2017
LEXINGTON, KY. - 6:30 P.M.

UNIVERSITY FACTS

Location: Lexington, Ky.
 Enrollment: 32,000
 Nickname: Wildcats
 Stadium (Capacity): Bell Soccer Complex (3,368)
 Colors: Blue & White
 Conference: Southeastern
 Athletics Director: Mitch Barnhart

SOCCER STAFF

Head Coach: Ian Carry (Bell College, 2001)
 Record at Kentucky: First Season
 Career Record: First Season
 Assistant Coaches: Jason Goodson, Melissa Charloe

TEAM INFORMATION

2016 Record: 5-9-4
 2016 SEC Record: 1-7-3
 2016 SEC Finish: 13th
 Postseason: None
 Letterwinners Returning/Lost: 14/5
 Starters Returning/Lost: 4/7
 Newcomers: 10

SPORTS INFORMATION

Soccer Contact: Chris Shoals
 SID Phone: (859) 257-3838
 SID Fax: (859) 323-4310
 SID E-mail: cmsh223@uky.edu
 Website: www.ukathletics.com
 Mailing Address: Joe Craft Center
 338 Lexington Ave.
 Lexington, KY 40506

**LAMAR**

AUG. 27, 2017
BATON ROUGE - 6 P.M.

UNIVERSITY FACTS

Location: Beaumont, Texas
 Enrollment: 14,889
 Nickname: Cardinals
 Stadium: LU Soccer Complex
 Colors: Red & White
 Conference: Southland
 Athletics Director: Jason Henderson

SOCCER STAFF

Head Coach: Steve Holeman (Wake Forest, 1990)
 Record at Lamar: 2-14-3 (1 season)
 Career Record: 220-178-45 (23 seasons)
 Assistant Coach: Henry Zapata, Nathan Stockie

TEAM INFORMATION

2016 Record: 2-14-3
 2016 SLC Record: 1-7-3
 2016 SLC Finish: 12th
 Postseason: None
 Letterwinners Returning/Lost: 14/8
 Starters Returning/Lost: 9/2

SPORTS INFORMATION

Soccer Contact: Pat Murray
 SID Phone: (409) 880-2323
 SID Fax: (409) 880-2338
 SID E-mail: pat.murray@lamar.edu
 Website: www.lamarcardinals.com
 Mailing Address: Media Relations, Room 138
 1050 E. Lavaca
 Beaumont, TX 77705

**LIBERTY**

SEPT. 10, 2017
BATON ROUGE - 6 P.M.

UNIVERSITY FACTS

Location: Lynchburg, Va.
 Enrollment: 15,000
 Nickname: Flames
 Stadium (Capacity): Osbourne Stadium (1,000)
 Colors: Red, White & Blue
 Conference: Big South
 Athletics Director: Ian McCaw

SOCCER STAFF

Head Coach: Lang Wedemeyer
 Record at Liberty: First Season
 Career Record: 161-123-39 (17 seasons)
 Assistant Coaches: Kristin Eggert, Josh Rife

TEAM INFORMATION

2016 Record: 14-8
 2016 Big South Record: 7-2
 2016 Big South Finish: 1st
 Postseason: NCAA Tournament (First Round)
 Letterwinners Returning/Lost: 15/13
 Starters Returning/Lost: 9/2
 Newcomers: 8

SPORTS INFORMATION

Soccer Contact: Steven Gonzalez
 SID Phone: (434) 582-2292
 SID E-mail: srgonzalez@liberty.edu
 Website: www.libertyflames.com
 Mailing Address: 1971 University Blvd.
 Lynchburg, VA 24515

**MISSISSIPPI STATE****SEPT. 24, 2017****BATON ROUGE - 3 P.M.****UNIVERSITY FACTS**

Location: Starkville, Miss.
 Enrollment: 20,873
 Nickname: Bulldogs
 Stadium (Capacity): MSU Soccer Field (500)
 Colors: Maroon & White
 Conference: Southeastern
 Athletics Director: John Cohen

SOCCER STAFF

Head Coach: Tom Anagnost (Kalamazoo College, 1995)

Record at Mississippi State: First Season

Career Record: 64-29-12

Assistant Coaches: Matt Kagan, Jason Hamilton

TEAM INFORMATION

2016 Record: 6-12

2016 SEC Record: 1-10

2016 SEC Finish: 14th

Postseason: None

Letterwinners Returning/Lost: 15/11

Starters Returning/Lost: 13/6

Newcomers: 12

SPORTS INFORMATION

Soccer Contact: Caleb Garner

SID Phone: (662) 325-6259

SID Fax: (662) 325-3654

SID E-mail: CGarner@athletics.msstate.edu

Website: www.hailstate.com

Mailing Address: P.O. Box 5327

Mississippi State, MS 39762

**MISSISSIPPI VALLEY STATE****AUG. 18, 2017****BATON ROUGE - 6 P.M.****UNIVERSITY**

Location: Itta Bena, Miss.
 Enrollment: 2,452
 Nickname: Devillets
 Stadium: MVSU Soccer Field
 Colors: Forest Green & White
 Conference: Southwestern Athletic
 Athletics Director: Dianthia Ford-Kee

SOCCER STAFF

Head Coach: Sean Mapson (William Carey, 2011)

Record at Mississippi Valley: 5-9-2 (1 season)

Career Record: 5-9-2 (1 season)

Assistant Coach: Paxton Rodocker

TEAM INFORMATION

2016 Record: 5-9-2

2016 SWAC Record: 5-3-2

2016 SWAC Finish: 5th

Postseason: SWAC Tournament Quarterfinals

Letterwinners Returning/Lost: 10/2

Starters Returning/Lost: 9/3

Newcomers: 6

SPORTS INFORMATION

Soccer Contact: LaMonica Scott

SID Phone: (662) 254-8378

SID Fax: (662) 254-3639

SID E-mail: lamonica.scott@mvsu.edu

Website: www.mvsusports.com

Mailing Address: 14000 Highway 82 West

MVSU 7246

Itta Bena, MS 38941

**MISSOURI****OCT. 26, 2017****COLUMBIA, MO. - 6:30 P.M.****UNIVERSITY**

Location: Columbia, Mo.
 Enrollment: 33,226
 Nickname: Tigers
 Stadium (Capacity): Audrey J. Walton Stadium (2,500)
 Colors: Gold & Black
 Conference: Southeastern
 Athletics Director: Jim Sterk

SOCCER STAFF

Head Coach: Bryan Blitz (Tulsa, 1987)

Record at Missouri: 229-178-31 (21 seasons)

Career Record: 274-222-39 (26 seasons)

Assistant Coaches: Don Trentham, Molly Schneider

TEAM INFORMATION

2016 Record: 11-7-2

2016 SEC Record: 6-4-1

2016 SEC Finish: 5th

Postseason: NCAA Tournament (First Round)

Letterwinners Returning/Lost: 14/5

Starters Returning/Lost: 8/3

Newcomers: 10

SPORTS INFORMATION

Soccer Contact: Kate Lakin

SID Phone: (573) 884-8519

SID Fax: (573) 882-4720

SID E-mail: lakinke@missouri.edu

Website: www.mutigers.com

Mailing Address: Hearnes Center

600 Stadium Blvd.

Columbia, MO 65211

**OLE MISS****OCT. 8, 2017****OXFORD, MISS. - 2 P.M.****UNIVERSITY**

Location: Oxford, Miss.
 Enrollment: 24,250
 Nickname: Rebels
 Stadium (Capacity): Ole Miss Soccer Stadium (1,500)
 Colors: Cardinal Red & Navy Blue
 Conference: Southeastern
 Athletics Director: Ross Bjork

SOCCER STAFF

Head Coach: Matthew Mott (Central Florida, 2000)

Record at Ole Miss: 75-56-16 (7 seasons)

Career Record: 75-56-16 (7 seasons)

Assistant Coaches: Melissa Terry, Rob Thompson

TEAM INFORMATION

2016 Record: 9-11

2016 SEC Record: 4-7

2016 SEC Finish: 10th

Postseason: SEC Tournament (First Round)

Letterwinners Returning/Lost: 12/11

Starters Returning/Lost: 10/6

Newcomers: 12

SPORTS INFORMATION

Soccer Contact: Brandon Lee

SID Phone: (662) 915-7522

SID Fax: (662) 915-7006

SID E-mail: bmlee@olemiss.edu

Website: www.olemisssports.com

Mailing Address: Athletics Media Relations

908 All-American Drive

University, MS 38677

**TEXAS A&M****OCT. 19, 2017****BATON ROUGE - 6 P.M.****UNIVERSITY FACTS**

Location: College Station, Texas
 Enrollment: 66,426
 Nickname: Aggies
 Stadium: Ellis Field (3,500)
 Colors: Maroon & White
 Conference: Southeastern
 Athletics Director: Scott Woodward

SOCCER STAFF

Head Coach: G Guerrieri (Tulsa, 1985)

Record at Texas A&M: 407-124-32 (24 seasons)

Career Record: 423-136-32 (25 seasons)

Assistant Coaches: Phil Stephenson, Lori Stephenson

TEAM INFORMATION

2016 Record: 12-8-2

2016 SEC Record: 5-5-1

2016 SEC Finish: T-6th

Postseason: NCAA Tournament (Second Round)

Letterwinners Returning/Lost: 15/6

Starters Returning/Lost: 9/2

Newcomers: 8

SPORTS INFORMATION

Soccer Contact: Thomas Dick

SID Phone: (979) 862-5486

SID Fax: (979) 845-6825

SID E-mail: tddick@athletics.tamu.edu

Website: www.12thman.com

Mailing Address: Media Relations

1228 TAMU

College Station, TX 77843-1228

**VANDERBILT****SEPT. 17, 2017****BATON ROUGE - 4 P.M.****UNIVERSITY**

Location: Nashville, Tenn.
 Enrollment: 6,817
 Nickname: Commodores
 Stadium (Capacity): VU Soccer Complex (2,400)
 Colors: Black & Gold
 Conference: Southeastern
 Vice Chancellor for Athletics: David Williams

SOCCER STAFF

Head Coach: Darren Ambrose (USC-Spartanburg, 1995)

Record at Vanderbilt: 18-17-5 (2 seasons)

Career Record: 166-88-40 (17 seasons)

Assistant Coaches: Kelly Keelan, Ken Masuhr

TEAM INFORMATION

2016 Record: 9-9-1

2016 SEC Record: 5-5-1

2016 SEC Finish: T-6th

Postseason: SEC Tournament (First Round)

Letterwinners Returning/Lost: 16/9

Starters Returning/Lost: 8/3

Newcomers: 12

SPORTS INFORMATION

Soccer Contact: Matt Paras

SID Office Phone: (615) 322-4121

SID Cell Phone: (314) 315-0816

SID E-mail: matt.paras@vanderbilt.edu

Website: www.vucommodores.com

Mailing Address: 2601 Jess Neely Drive

Nashville, TN 37212

Why LSU?

"LSU gives its student-athletes every opportunity to succeed both on and off the field. Right away, I knew I wanted to play for Brian Lee and his staff at LSU. Not only does he want his players to excel on the field, but he also pushes us to succeed in the classroom as well. That's exactly what I was looking for in a coach when I was being recruited. I knew coming in that Brian had the ability to transform LSU into a contender and I wanted to be a part of that. My experience at LSU was more than I hoped it would be. It will always be a part of me wherever life may take me."



MALORIE RUTLEDGE
Midfielder (2006-09)
3-time All-American
2-time SEC Offensive Player of the Year
3-time First-Team All-SEC

"Being a professional athlete, it's easy for people in my profession to assume that's what they will be doing for the rest of their life. The reality is that I will have a second dream job. As I continue to train and hurdle at LSU with Coach Shaver, he has continued to help me work on my resume and prepare for the day after my track career is over. He truly is a great mentor and coach, but to this day he is also a great friend. I will always be grateful to him and LSU for the many opportunities I've been given in my life."



LOLO JONES
3-time Olympian
2-time World Indoor Champion
American Record Holder (60 hurdles)

"LSU has the greatest fans. Being a hometown girl from Baton Rouge, I knew LSU always took pride in its athletic program. You always hear about Tennessee and Connecticut, but I wanted to be able to help put LSU up there on the map with them. We accomplished a lot during my time. I wouldn't change it for anything. I got to play for one of the greatest coaches in history in Coach Gunter. I got to play with a group of women that became my family."



SEIMONE AUGUSTUS
Guard (2002-06)
2-time National Player of the Year
3-time WNBA Champion
3-time Olympic Gold Medalist

"When you go back and get your degree, it says a lot about your work ethic. I accomplished things that I will never forget here. I come home to Miami, but a lot of people don't know me like everyone in Baton Rouge and the fans. Baton Rouge and LSU has been my home. If I had to do it all over again, LSU would be the only place I would do it."



SYLVIA FOWLES
Center (2004-08)
2-time State Farm All-American
2015 WNBA Champion
3-time Olympic Gold Medalist



COLLEGE OF AGRICULTURE
Agricultural Business (B.S.)
Agribusiness Finance
Agribusiness Management
International Marketing
Animal, Dairy, & Poultry Sciences (B.S.)
Animal Sciences
Dairy Foods Technology
Dairy Production
Poultry Sciences
Preveterinary Medicine-Animal
Preveterinary Medicine-Dairy
Preveterinary Medicine-Poultry
Science & Technology-Animal Science
Science & Technology-Dairy Science
Science & Technology-Poultry Science
Environmental Management Systems (B.S.)
Environmental Science
Policy Analysis
Resource Conservation
Family, Child, & Consumer Sciences (B.S.)
Consumer Science
Human Services Management
Food Science & Technology (B.S.)
Food Business/Marketing
Food Chemistry & Analysis
Food Processing & Technology
Food Safety/Applied Microbiology
Forestry (Forest Management) (B.S.F.)
Ecological Restoration
Forest Resource Management
Natural Resource Ecology & Management (B.S.)
Conservation Biology
Fisheries & Aquaculture
Natural Resource Conservation
Preveterinary Medicine-Wildlife & Fisheries
Wetland Science
Wildlife Ecology
Wildlife Law Enforcement
Nutritional Sciences (B.S.)
Dietetics
Nutritional Sciences/Premedical
Plant & Soil Systems (B.S.)
Agricultural Pest Management-Entomology
Agricultural Pest Management-Plant
Pathology
Crop Management
Environmental Horticulture
Horticultural Science
Landscape Management
Soil Science
Turfgrass Management
Urban Entomology
Textiles, Apparel, & Merchandising (B.S.)

Apparel Design
Merchandising
Textile Science
Vocational Education (B.S.)
Adult, Extension, International Education
Agricultural Education
Business Education
Career Development
Home Economics Education
Human Resource Leadership and Development
Industrial Education

COLLEGE OF ART & DESIGN
Architecture (B.Arch.)
Interior Design (B.I.D.)
Landscape Architecture (B.L.A.)
Studio Art (B.F.A.)
Ceramics
Graphic Design
Jewelry/Metalsmithing
Painting
Photography
Printmaking
Sculpture

COLLEGE OF ARTS & SCIENCES
Anthropology (B.A.)
Communication Disorders (B.A.)
Communication Studies (B.A.)
Economics (B.A.)
English (B.A.)
Creative Writing
Literature
Secondary Education-English
Writing & Culture
French (B.A.)
French & Francophone Cultural Studies
French & Francophone Political Studies
International Business
International Studies
Literary Studies
Secondary Education-French
General Studies (B.G.S.)
Health Sciences
Interdisciplinary Studies
Studies in Organizations
Studies in Social Issues
Writing & Performing Arts
Geography (B.A. & B.S.)
German (B.A.)
History (B.A.)
Secondary Education-History
International Studies (B.A.)
Africa & the Middle East
Asia

Colonialism & Diaspora
Environment & Development
Europe
Global Diplomacy
Global Studies
Latin America
Russia & Central Asia
Latin (B.A.)
Liberal Arts (B.A.)
African & African American Studies
Art History
Studio Art
Mathematics (B.S.)
Actuarial Science
Applied/Discrete Mathematics
Computer Science
Mathematical Statistics
Mathematics
Secondary Education-Math
Philosophy (B.A.)
Religious Studies
Political Science (B.A.)
Psychology
School of the Coast and Environment
Coastal Environmental Science
Sociology (B.A.)
Applied Sociology
Criminology
Rural Sociology
Spanish (B.A.)
Secondary Education-Spanish
Women's & Gender Studies (B.A.)

COLLEGE OF BASIC SCIENCES
Biochemistry (B.S.)
Biological Sciences (B.S.)
Marine Biology
Secondary Education-Biology
Chemistry (B.S.)
Biological Chemistry
Chemical Physics
Chemistry
Chemistry and a Second Discipline
Environmental Chemistry
Materials
Polymers
Preprofessional Chemistry
Secondary Education-Chemistry
Computer Science (B.S.)
Computer Science and a Second Discipline
Networking
Software Engineering
Geology (B.S.Geol.)
Environmental Geology
Geology

Microbiology (B.S.)
Physics (B.S.)
Astronomy
Medical Physics
Physics
Physics and a Second Discipline
Secondary Education-Physics
E. J. OURSO COLLEGE OF BUSINESS
Accounting (B.S.)
Economics (B.S.)
Empirical Economic Analysis
Finance (B.S.)
General Business Administration (B.S.)
Information Systems & Decision Sciences (B.S.)
International Trade & Finance (B.S.)
Empirical Economics Analysis
Management (B.S.)
Entrepreneurship
Human Resource Management
Management
Marketing (B.S.)

COLLEGE OF EDUCATION
Early Childhood Education: PK-3 Teacher
Certification (B.S.)
Elementary Grades Education (B.S.)
Four-Year Teacher Certification, Grades 1-6
Holmes Certification
Kinesiology (B.S.)
Athletic Training
Fitness Studies
Health & Physical Education Teacher
Certification
Human Movement Science
Sports Studies
Secondary Education (B.S.)
Art

COLLEGE OF ENGINEERING
Biological Engineering (B.S.B.E.)
Chemical Engineering (B.S.Che.E.)
Bioengineering
Environmental Materials
Civil Engineering (B.S.C.E.)
Computer Engineering (B.S.E.E.)
Construction Management (B.S.C.M.)
Electrical Engineering (B.S.E.E.)
Environmental Engineering (B.S.Env.E.)
Industrial Engineering (B.S.I.E.)
Mechanical Engineering (B.S.M.E.)
Petroleum Engineering (B.S.P.E.)

Manish School of Mass Communication
Mass Communication (B.A.M.C.)
Advertising
Journalism
Political Communication
Public Relations

College of Music & Dramatic Arts
Music (B.A.)
Music (B.M.)
Brass
Composition
Harp
Organ
Percussion
Piano Pedagogy
Piano Performance
String
Voice
Woodwind
Music Education (B.M.Ed.)
Instrumental
Vocal
Theatre (B.A.)
Arts Administration
Design/Technology
Literature, History, & Theory
Performance
Theatre Studies

UNIVERSITY COLLEGE CENTER FOR ADVISING & COUNSELING
Preprofessional Programs (Nondegree)
Allied Health Programs
Dental Hygiene
Dental Laboratory Technology
Ophthalmic Medical Technology
Physician's Assistant
Premedical Technology
Prenursing
Preoccupational Therapy
Prephysical Therapy
Rehabilitation Counseling
Respiratory Therapy

*The final two or three years of these preprofessional programs are offered by the LSU Health Sciences Center and/or other medical schools. These are non-degree programs.



LSU SOCCER STADIUM

The LSU Soccer Stadium has traditionally been a difficult place for visiting teams to play as the Tigers have posted a strong 55-25-19 home record for a .652 winning percentage over the last 10 seasons since the team made its NCAA Tournament debut and captured its first of four SEC Western Division championships in 2007. LSU is now in a new era of SEC soccer after winning its four SEC Western Division titles with four NCAA Tournament appearances since 2007 after divisions were eliminated prior to the 2012 season, marking the first season in which teams competed as one unified SEC table.

On the strength of its recent success, the LSU Soccer Stadium has received extensive renovations in recent years as the program continues its ascent to the pinnacle of the SEC and the NCAA. The venue is now a home worthy of an emerging power in women's college soccer.

In March 2011, construction teams broke ground on Phase 2 of the renovation as \$2.3 million was invested to transform the facility while creating additional seating, installing new lighting and building a new press box for the media and concession stand and restrooms for the LSU supporters to enjoy.


By adding a second level of bleacher seating to the existing structure, the official capacity of the LSU Soccer Stadium increased to 2,197, easily accommodating a fanbase that has created one of the more intimidating home-field advantages in the SEC. In addition, new gates were built on the west side of the complex with brick columns throughout. New gating was also installed at the top of the bleachers.

Fans attending matches at the LSU Soccer Stadium also benefit from the addition of the permanent concession stand located directly below the press box. With the building of two

new restrooms at the facility, it now features a total of four as men's and women's facilities are located at both ends of the stadium.

Members of the media also enjoy a functional press box that has been constructed to make the covering of matches a state-of-the-art experience. Not only does the press box interior measure 333 square feet, but hard-wired internet is available across the work space along with a wireless internet signal that has long been accessible in previous seasons. In addition, television cameras and videographers have access to the crow's nest installed on the roof of the press box in a space that also features hard-wired internet access.

The Tigers have been a formidable foe at the LSU Soccer Stadium under the direction of head coach Brian Lee as they enter the fall with a 61-27-21 mark and .656 winning percentage on their home ground since 2006.





TOP 10 ATTENDANCES

1

2,624

Aug. 24, 2012 vs. Rice (Tied 1-1)

2

2,542

Sept. 9, 2011 vs. Oregon
(LSU won 1-0)

3

2,402

Oct. 5, 2007 vs. #6 Tennessee
(LSU won 3-0)

4

2,160

Sept. 14, 2007 vs. McNeese State
(LSU won 5-0)

5

1,982

Oct. 1, 2010 vs. Alabama
(Tied 0-0)

6

1,910

Sept. 14, 2012 vs. #10 Texas A&M
(Texas A&M won 1-0)

7

1,828

Aug. 31, 2007 vs. Southern Miss
(LSU won 3-0)

8

1,689

Sept. 30, 2005 vs. Ole Miss
(Ole Miss won 1-0)

9

1,669

Sept. 13, 2006 vs. #14 Texas
(Texas won 4-2)

10

1,628

Aug. 28, 2009 vs.
Southern Miss
(LSU won 3-0)

That includes an impressive run with an unbeaten 5-0-3 home slate in 2007, followed by an impressive 8-1 campaign in 2008, a 7-1-2 season in 2009, a 6-2-1 mark in 2010 and a stellar 7-1-1 season in 2011. While winning four SEC Western Division championships and making four trips to the NCAA Tournament from 2007-11, the Tigers posted a 33-5-7 record with a .811 winning percentage. They most recently finished the 2015 season unbeaten at home with an 8-0-4 mark in 12 matches played in Baton Rouge.

In fact, LSU's home performance is highlighted by a school record 18-game home unbeaten streak that came to an end on Oct. 26, 2008, with a 2-1 defeat to the No. 6-ranked Florida Gators.

2017 marks the 22nd season in the life of the LSU Soccer Stadium, which was first opened on Sept. 13, 1996, when the Tigers hosted SEC rival Tennessee.

A new era was born in 2011 with the grand re-opening of the LSU Soccer Stadium as the Tigers set the attendance record on Sept. 9 when 2,542 supporters witnessed a 1-0 blanking of the Oregon Ducks to open the LSU Invitational. That smashed the previous attendance mark of 2,402 fans that saw the Tigers pitch a 3-0 shutout of No. 6-ranked Tennessee for the team's first win over an opponent ranked among the Top 10 teams in the nation.

The Tigers then raised the bar again in their home opener in 2012 when a new record of

2,624 fans turned out to witness the Tigers play visiting Rice to a 1-1 draw on Aug. 24 of that season.

In fact, the Tigers set the all-time attendance record three times during the 2007 season and finished the campaign ranked No. 10 nationally in average attendance and No. 7 in the country in average paid attendance while drawing 1,294 fans per match.

The program made history again in 2009 as the Tigers were awarded a No. 4 national seed in the NCAA Tournament and the former LSU Soccer Complex was selected as a regional host site of the NCAA First and Second Rounds for the first time, solidifying its reputation as one of the most intimidating venues in all of college soccer.

2016 RESULTS

OVERALL RECORD: 7-11-1

SEC RECORD: 2-8-1 (12TH SEC OVERALL)

DATE	OPPONENT	SITE	W/L/T	SCORE
Aug. 19	vs. #17 Virginia Tech	Charleston, S.C.	L	0-1
Aug. 21	at College of Charleston	Charleston, S.C.	W	1-0
Aug. 25	George Washington	Baton Rouge	L	1-3
Aug. 28	Colgate	Baton Rouge	L	1-2
Sept. 2	at Indiana	Bloomington, Ind.	W	3-0
Sept. 4	at Butler	Indianapolis, Ind.	W	2-1
Sept. 8	at Western Kentucky	Bowling Green, Ky.	W	1-0
Sept. 11	at #11 Texas A&M	College Station, Texas	L	0-3
Sept. 16	Ole Miss	Baton Rouge	W	3-0
Sept. 18	Lamar	Baton Rouge	W	4-0
Sept. 22	at #8 South Carolina	Columbia, S.C.	L	1-3
Sept. 25	at Vanderbilt	Nashville, Tenn.	L	0-3
Sept. 30	#15 Florida	Baton Rouge	L	0-3
Oct. 6	Tennessee	Baton Rouge	L	1-3
Oct. 9	at Georgia	Athens, Ga.	L	0-3
Oct. 14	at Mississippi State	Starkville, Miss.	W	1-0
Oct. 20	#11 Auburn	Baton Rouge	L	1-2
Oct. 23	Alabama	Baton Rouge	T	0-0
Oct. 27	#20 Arkansas	Baton Rouge	L	0-2

2016 INDIVIDUAL STATISTICS

	GP-GS	G	A	PTS	SH	SHOT%	SOG	GWG
Jorian Baucom	19-19	10	1	21	47	.213	21	4
Summer Clarke	19-19	3	3	9	46	.065	15	0
Delaney Sheehan	19-14	3	1	7	21	.143	8	2
Nicole Howard	19-14	1	2	4	17	.059	4	0
Jordane Carvery	19-19	1	1	3	5	.200	2	1
Alex Thomas	19-19	0	3	3	20	.000	11	0
Marlena Cutura	17-17	0	3	3	14	.000	5	0
Zoe Higgins	19-5	1	0	2	14	.071	6	0
Caitlin Cantrill	12-4	1	0	2	3	.333	3	0
Gabriela Maldonado	15-3	0	1	1	9	.000	3	0
Ellie Weber	13-7	0	1	1	4	.000	1	0
Debbie Hahn	19-19	0	0	0	19	.000	5	0
Megan Lee	19-16	0	0	0	9	.000	4	0
Jade Clarke	19-15	0	0	0	3	.000	0	0
Christyna Pitre	9-0	0	0	0	2	.000	0	0
Sara Funderburk	2-0	0	0	0	1	.000	1	0
Lea Barnes	1-0	0	0	0	0	.000	0	0
Chelsea Stiebing	12-0	0	0	0	0	.000	0	0
TOTAL	19	20	16	56	234	.085	89	7
OPPONENTS	19	29	24	82	268	.108	124	11

GOALKEEPING STATISTICS

	GP-GS	MINS	GA	GAA	SAVES	PCT	W	L	T	SHO
Caroline Brockmeier	19-19	1730:00	29	1.51	93	.762	7	11	1	7
TEAM	0-0	0:00	0	0.00	2	1.000	0	0	0	0
TOTAL	19	1730:00	29	1.51	95	.766	7	11	1	7
OPPONENTS	19	17:30:00	20	1.04	69	.755	11	7	1	7

2016 INDIVIDUAL STATISTICS (SEC ONLY)

	GP-GS	G	A	PTS	SH	SHOT%	SOG	GWG
Jorian Baucom	11-11	3	1	7	17	.176	6	2
Summer Clarke	11-11	2	1	5	28	.071	12	0
Zoe Higgins	11-3	1	0	2	6	.167	3	0
Nicole Howard	11-9	1	0	2	5	.200	3	0
Alex Thomas	11-11	0	1	1	9	.000	6	0
Marlena Cutura	9-9	0	1	1	8	.000	4	0
Ellie Weber	11-7	0	1	1	4	.000	1	0
Megan Lee	11-8	0	0	0	9	.000	0	0
Debbie Hahn	11-11	0	0	0	8	.000	2	0
Delaney Sheehan	11-7	0	0	0	6	.000	1	0
Gabriela Maldonado	7-1	0	0	0	3	.000	1	0
Christyna Pitre	7-0	0	0	0	2	.000	0	0
Sara Funderburk	1-0	0	0	0	1	.000	1	0
Jade Clarke	11-11	0	0	0	0	.000	0	0
Chelsea Stiebing	7-0	0	0	0	0	.000	0	0
Caitlin Cantrill	4-0	0	0	0	0	.000	0	0
Jordane Carvery	11-11	0	0	0	0	.000	0	0
TOTAL	11	7	5	19	106	.066	44	2
OPPONENTS	11	22	19	63	188	.117	83	8

GOALKEEPING STATISTICS

	GP-GS	MINS	GA	AVG	SAVES	PCT	W	L	T	SHO
Caroline Brockmeier	11-11	1010:00	22	1.96	59	.728	2	8	1	3
TEAM	0-0	0:00	0	0.00	2	1.000	0	0	0	0
TOTAL	11	1010:00	22	1.96	61	.735	2	8	1	3
OPPONENTS	11	1010:00	7	0.62	37	.841	8	2	1	3

2016 MISCELLANEOUS STATISTICS

Home Record	2-6-1
Away Record	5-4-0
Neutral Record	0-1-0
Leading at halftime	5-0-0
Trailing at halftime	0-10-0
Tied at halftime	2-1-1
Playing overtime	0-0-1
Scoring first	7-0-0
Scoring second	0-5-0
Doesn't score	0-6-1
Scoring one goal	3-5-0
Scoring two goals	1-0-0
Scoring three or more goals	3-0-0
Against ranked opponents	0-6-0
Against unranked opponents	7-5-1
Home Attendance	5,884
Home Average Attendance	654



JORDANE CARVERY

2016 FINAL SEC STANDINGS

TEAM	SEC	PTS.	HOME	AWAY	ALL	PCT.	HOME	AWAY	NEU.	STREAK
South Carolina [^]	11-0-0	33	6-0-0	5-0-0	21-2-1	.896	13-1-0	6-0-1	2-1-0	L1
Auburn	9-2-0	24	5-1-0	4-1-0	17-7-0	.708	8-4-0	7-2-0	2-1-0	L1
Arkansas	8-3-0	24	4-1-0	4-2-0	18-5-1	.771	10-1-0	5-3-0	3-1-1	T1
Florida [%]	8-3-0	24	4-1-0	4-2-0	17-5-1	.761	9-2-0	6-3-0	2-0-1	L1
Missouri	6-4-1	19	4-1-0	2-3-1	11-7-2	.600	9-2-0	2-5-1	0-0-1	L1
Vanderbilt	5-5-1	16	3-1-1	2-4-0	9-9-1	.500	6-3-1	3-5-0	0-1-0	L2
Tennessee	5-5-1	16	3-3-0	2-2-1	11-9-1	.548	7-5-0	3-3-1	1-1-0	L1
Texas A&M	5-5-1	16	4-1-1	1-4-0	12-8-2	.591	9-3-1	2-4-1	1-1-0	T1
Alabama	4-5-2	14	3-2-0	1-3-2	9-8-2	.526	6-2-0	3-5-2	0-1-0	L1
Ole Miss	4-7-0	12	2-3-0	2-4-0	9-11-0	.450	6-5-0	3-5-0	0-1-0	L4
Georgia	3-8-0	9	2-3-0	1-5-0	6-11-1	.361	5-3-1	1-6-0	0-2-0	W1
LSU	2-8-1	7	1-4-1	1-4-0	7-11-1	.395	2-6-1	5-4-0	0-1-0	L1
Kentucky	1-7-3	6	0-4-2	1-3-1	5-9-4	.389	3-5-2	2-4-2	0-0-0	L1
Mississippi State	1-10-0	3	1-5-0	0-5-0	6-12-0	.333	3-6-0	3-5-0	0-1-0	L6

[^] SEC Champions [%] SEC Tournament Champion

2016 SEC AWARDS

FIRST TEAM

NAME	POSITION	SCHOOL
Kristen Dodson	Forward	Auburn
Savannah Jordan	Forward	Florida
Savannah McCaskill	Forward	South Carolina
Hannah Wilkinson	Forward	Tennessee
Claire Kelley	Midfielder	Arkansas
Casie Ramsier	Midfielder	Auburn
Meggie Dougherty Howard	Midfielder	Florida
Chelsea Drennan	Midfielder	South Carolina
Kiana Clarke	Defender	Auburn
Gabby Seiler	Defender	Florida
Paige Bendell	Defender	South Carolina
Kaleigh Kurtz	Defender	South Carolina
Mikayla Krzczowski	Goalkeeper	South Carolina
Marion Crowder	At-Large	Georgia
Melanie Donaldson	At-Large	Missouri

SECOND TEAM

NAME	POSITION	SCHOOL
Mallory Eubanks	Forward	Mississippi St.
Sarah Luebbert	Forward	Missouri
Sophie Groff	Forward	South Carolina
Haley Pounds	Forward	Texas A&M
Brooke Ramsier	Midfielder	Auburn
Summer Clarke	Midfielder	LSU
Gretchen Harknett	Midfielder	Ole Miss
Kaitlyn Clark	Midfielder	Missouri
Rylie O'Keefe	Midfielder	Tennessee
Jessi Hartzler	Defender	Arkansas
Qyara Winston	Defender	Arkansas
Caroline Waters	Defender	Georgia
Lauren Selaiden	Defender	Missouri
Sarah Le Beau	Goalkeeper	Auburn
Danielle Rice	Goalkeeper	Texas A&M
Kristen Cardano	At-Large	Florida
Cristina DeZeeuw	At-Large	Vanderbilt

SEC ALL-FRESHMAN TEAM

NAME	SCHOOL
Stefani Doyle	Arkansas
Kayla McKeon	Arkansas
Bri Folds	Auburn
Karli Gutsche	Auburn
Julia Lester	Florida
Marissa Bosco	Kentucky

Evangeline Soucie	Kentucky
Sarah Luebbert	Missouri
Mikayla Krzczowski	South Carolina
Maya Neal	Tennessee
Grace Piper	Texas A&M
Grace Jackson	Vanderbilt

COACH OF THE YEAR

Shelley Smith, South Carolina

OFFENSIVE PLAYER OF THE YEAR

Savannah McCaskill, South Carolina

DEFENSIVE PLAYERS OF THE YEAR

Kaleigh Kurtz, South Carolina

FRESHMAN OF THE YEAR

Sarah Luebbert, Missouri

SCHOLAR-ATHLETES OF THE YEAR

Casie Ramsier, Auburn

2016 SEC TOURNAMENT •
ORANGE BEACH, ALA.

FIRST ROUND

Match 1: #7 Tennessee 2, #10 Ole Miss 1

Match 2: #8 Texas A&M 1, #9 Alabama 0 (2OT)

SECOND ROUND

Match 3: #2 Auburn 3, #7 Tennessee 1

Match 4: #3 Arkansas 1, #6 Vanderbilt 0

Match 5: #1 South Carolina 2, #8 Texas A&M 1

Match 6: #4 Florida 3, #5 Missouri 3 (Florida advanced on PKs, 8-7)

SEMIFINALS

Match 7: #4 Florida 1, #1 South Carolina 0

Match 8: #3 Arkansas 3, #2 Auburn 1

FINAL

Match 9: #4 Florida 2, #3 Arkansas 1 (OT)

SEC OVERALL CHAMPIONS

YEAR	CHAMPION	SEC	OVERALL	TOURNAMENT SITE
1993	VANDERBILT	4-0	11-8	NASHVILLE, TENN.
1994	VANDERBILT	7-1	17-4	FAYETTEVILLE, ARK.
1995	KENTUCKY	6-2	17-7	AUBURN, ALA.
1996	FLORIDA	8-0	22-3	LEXINGTON, KY.
1997	FLORIDA	7-1	20-3-1	GAINESVILLE, FLA.
1998	FLORIDA	8-0	26-1-0	TUSCALOOSA, ALA.
1999	FLORIDA	9-0	21-2-0	NASHVILLE, TENN.
2000	FLORIDA	9-0	16-8-0	ATHENS, GA.
2001	FLORIDA	8-1	21-4-1	BATON ROUGE, LA.
2002	AUBURN	6-1-2	15-6-2	OXFORD, MISS.
2003	TENNESSEE	7-1-1	17-5-2	ORANGE BEACH, ALA.
2004	TENNESSEE	10-1-0	17-5-2	AUBURN, ALA.
2005	TENNESSEE	10-1-0	15-6-2	ORANGE BEACH, ALA.
2006	FLORIDA	7-1-3	14-6-5	ORANGE BEACH, ALA.
2007	FLORIDA	9-2-0	17-5-3	ORANGE BEACH, ALA.
2008	FLORIDA	11-0-0	19-4-1	ORANGE BEACH, ALA.
2009	FLORIDA	8-1-2	16-5-2	ORANGE BEACH, ALA.
2010	FLORIDA	9-1-1	19-2-3	ORANGE BEACH, ALA.
2011	SOUTH CAROLINA	9-2-0	16-7-0	ORANGE BEACH, ALA.
2012	FLORIDA	11-2-0	19-5-1	ORANGE BEACH, ALA.
2013	FLA/TEX A&M	9-2-0	18-5-1/18-5-2	ORANGE BEACH, ALA.
2014	TEXAS A&M	9-1-1	22-3-2	ORANGE BEACH, ALA.
2015	FLORIDA	8-2-1	19-4-1	ORANGE BEACH, ALA.
2016	SOUTH CAROLINA	11-0-0	21-1-1	ORANGE BEACH, ALA.

NOTE: From 1993-99, the winner of the SEC Tournament was declared the SEC Champion. Beginning with the 1995 SEC Tournament, the champion would receive the SEC's NCAA Tournament automatic selection. The SEC went to a divisional



TEAM SINGLE GAME RECORDS

POINTS

- 32 vs. Southeastern La., 9-1-96
- 27 vs. Southern, 10-31-04
- 26 vs. South Alabama, 8-22-10
26 vs. Alabama A&M, 9-27-02
26 vs. Alabama A&M, 9-15-00
- 25 vs. Nicholls State, 9-15-02
25 vs. McNeese State, 11-1-96
- 24 vs. Jackson State, 8-31-03
- 21 vs. Georgia, 9-25-09
21 vs. Centenary, 9-14-08
21 vs. Troy State, 9-22-02

GOALS

- 12 vs. Jackson State, 8-31-03
- 10 vs. Southern, 10-31-04
10 vs. Alabama A&M, 9-15-00
10 vs. Southeastern La., 9-1-96
- 9 vs. Southern, 11-2-03
9 vs. Alabama A&M, 9-27-02
9 vs. Nicholls State, 9-15-02
9 vs. McNeese State, 11-1-96
- 8 vs. South Alabama, 8-22-10
- 7 vs. Arkansas-Pine Bluff, 11-13-09
7 vs. Alabama, 10-12-08
7 vs. Centenary, 9-14-08
7 vs. Memphis, 9-6-07
7 vs. McNeese State, 9-2-03
7 vs. Troy State, 9-22-02
7 vs. Loyola (N.O.), 9-11-02

GOALS IN FIRST HALF

- 9 vs. Southern, 10-31-04
- 6 vs. Southern, 11-2-03
6 vs. McNeese State, 11-1-96

TEAM SINGLE SEASON RECORDS

POINTS

- 168 (62g, 44a), 1996
- 162 (56g, 50a), 2009
- 159 (57g, 45a), 2002
- 144 (49g, 46a), 2008
- 143 (56g, 31a), 2003
- 128 (43g, 42a), 2007
- 127 (50g, 27a), 2000
- 112 (40g, 32a), 2015
- 109 (34g, 41a), 2011
- 107 (35g, 37a), 2006

GOALS

- 62, 1996
- 57, 2002
- 56, 2009
56, 2003
- 50, 2000
- 49, 2008
- 43, 2007
- 41, 1995
- 40, 2015
- 35, 2006

ASSISTS

- 50, 2009
- 46, 2008
- 45, 2002
- 44, 1996
- 42, 2007
- 41, 2011
- 37, 2006
- 35, 2013

- 32, 2015
- 31, 2003

SHOTS

- 412, 2002
- 402, 2007
- 365, 2003
- 361, 2009
- 358, 2006
- 324, 2000
- 294, 2011
- 293, 2008
- 284, 2004
- 280, 2015
280, 1996

SAVES

- 194, 1999
- 167, 1998
- 129, 1997
- 119, 2012
- 114, 1995
- 104, 2014
- 100, 1996
- 99, 2007
- 97, 2013
- 95, 2016

GOALS AGAINST

- 16, 2010
16, 2002
- 17, 2008
- 18, 2009

- 6 vs. Tulane, 10-15-96
- 5 vs. Louisiana-Monroe, 8-27-13
5 vs. South Alabama, 8-22-10
5 vs. Loyola (N.O.), 9-11-02
- 4 vs. Mississippi State, 9-23-11
4 vs. Mississippi State, 10-18-09
4 vs. Tennessee, 9-27-09
4 vs. Centenary, 9-14-08
4 vs. Memphis, 9-6-07
4 vs. Troy State, 9-22-02
4 vs. Arkansas, 11-2-01
4 vs. Alabama A&M, 9-15-00
4 vs. Nicholls State, 9-17-99
4 vs. Jacksonville State, 9-21-96
4 vs. Southeastern La., 9-1-96
4 vs. Memphis, 9-15-95

GOALS IN SECOND HALF

- 10 vs. Jackson State, 8-31-03
- 7 vs. Nicholls State, 9-15-02
- 6 vs. Alabama A&M, 9-27-02
6 vs. Alabama A&M, 9-15-00
6 vs. Southeastern La., 9-1-96
- 5 vs. Arkansas-Pine Bluff, 11-13-09
5 vs. McNeese State, 9-2-03
- 4 vs. Mississippi State, 10-17-10
4 vs. Georgia, 9-25-09
4 vs. Alabama, 10-12-08
4 vs. Houston, 9-3-06
4 vs. Sam Houston State, 9-1-06
4 vs. Auburn-Montgomery, 9-23-01
4 vs. South Alabama, 9-3-98
4 vs. Arkansas-Little Rock, 10-29-95

ASSISTS

- 12 vs. Southeastern La., 9-1-96
- 10 vs. South Alabama, 8-22-10
- 9 vs. Georgia, 9-25-09

- 8 vs. Louisiana-Monroe, 8-27-13
8 vs. Alabama A&M, 9-27-02
- 7 vs. Northwestern State, 8-29-14
7 vs. Centenary, 9-14-08
7 vs. Southern, 10-31-04
7 vs. Troy State, 9-22-02
7 vs. Nicholls State, 9-15-02
7 vs. McNeese State, 11-1-96
7 vs. Jacksonville State, 9-21-96

GOALS AGAINST

- 11 vs. Florida, 9-24-99
- 10 vs. Florida, 9-26-97
- 9 vs. Arkansas, 10-26-97
- 8 vs. South Carolina, 9-26-99
- 7 vs. eight opponents
(most recently vs. San Diego, 9-5-99)

GOALS AGAINST IN FIRST HALF

- 5 vs. Florida, 9-24-99
- 5 vs. Florida, 9-26-97
- 4 vs. Georgia, 10-26-01
4 vs. South Carolina, 9-26-99
4 vs. SMU, 9-7-97

GOALS AGAINST IN SECOND HALF

- 7 vs. Arkansas, 10-26-97
- 6 vs. Florida, 9-24-99
- 5 vs. several opponents

TOTAL POINTS AGAINST

- 47 vs. Florida, 9-24-99
- 32 vs. South Carolina, 9-26-99
- 30 vs. Florida, 9-26-97
- 25 vs. Arkansas, 10-26-97
- 21 vs. Maryland, 10-30-98
21 vs. Clemson, 10-1-98



Natalia Gomez-Junco

INDIVIDUAL SINGLE GAME RECORDS

POINTS

- 10 -- Stacy Bishop vs. Jackson State, 8-31-03 (5g)
10 -- Jackie Cooper vs. McNeese State, 11-1-96 (4g, 2a)
- 8 -- Mandy Heintz vs. Troy State, 9-22-02 (4g)
8 -- Mandy Heintz vs. Loyola (N.O.), 9-11-02 (4g)
8 -- Jackie Cooper vs. Memphis, 10-5-96 (4g)
8 -- Jackie Cooper vs. Southeastern La., 9-1-96 (3g, 2a)
- 7 -- Addie Eggleston vs. South Alabama, 8-22-10 (2g, 3a)
7 -- Malorie Rutledge vs. Alabama, 10-12-08 (3g, 1a)
7 -- Rachel Cohen vs. Southern, 11-2-03 (3g, 1a)
- 6 -- Jorian Baucom vs. Lamar, 9-18-16 (3g)
6 -- Summer Clarke vs. Arkansas, 10-4-13 (3g)
6 -- Malorie Rutledge vs. Arkansas-Pine Bluff, 11-13-09 (3g)
6 -- Carlte Banks vs. Georgia, 9-25-09 (3g)
6 -- Michelle Makasini vs. Centenary, 9-14-08 (3g)
6 -- Rachel Yepez vs. Memphis, 9-6-07 (3g)
6 -- Michelle Makasini vs. South Alabama, 9-15-06 (3g)
6 -- Melissa Clarke vs. Houston, 9-3-06 (2g, 2a)
6 -- Artie Brown vs. Southern, 10-31-04 (2g, 2a)
6 -- Artie Brown vs. McNeese State, 9-2-03 (3g)
6 -- Danielle Keith vs. Alabama A&M, 9-27-02 (3g)
6 -- Artie Brown vs. McNeese State, 8-31-01 (3g)
6 -- Kara Dean vs. Louisiana-Monroe, 8-27-00 (3g)
6 -- Kristen Hogan vs. Southeastern La., 10-8-98 (3g)
6 -- Jessica Powers vs. Tulane, 10-15-96 (3g)

GOALS

- 5 -- Stacy Bishop vs. Jackson State, 8-31-03
- 4 -- Mandy Heintz vs. Troy State, 9-22-02
4 -- Mandy Heintz vs. Loyola (N.O.), 9-11-02
4 -- Jackie Cooper vs. McNeese State, 11-1-96
4 -- Jackie Cooper vs. Memphis, 10-5-96
- 3 -- Jorian Baucom vs. Lamar, 9-18-16
3 -- Summer Clarke vs. Arkansas, 10-4-13
3 -- Malorie Rutledge vs. Arkansas-Pine Bluff, 11-13-09
3 -- Carlte Banks vs. Georgia, 9-25-09
3 -- Malorie Rutledge vs. Alabama, 10-12-08
3 -- Michelle Makasini vs. Centenary, 9-14-08
3 -- Rachel Yepez vs. Memphis, 9-6-07
3 -- Michelle Makasini vs. South Alabama, 9-15-06
3 -- Rachel Cohen vs. Southern, 11-2-03
3 -- Artie Brown vs. McNeese State, 9-2-03
3 -- Danielle Keith vs. Alabama A&M, 9-27-02
3 -- Artie Brown vs. McNeese State, 8-31-01
3 -- Kara Dean vs. Louisiana-Monroe, 8-27-00
3 -- Kristen Hogan vs. Southeastern La., 10-8-98
3 -- Jessica Powers vs. Tulane, 10-15-96
3 -- Jackie Cooper vs. Southeastern La., 9-1-96

ASSISTS

- 3 -- Natalia Gomez-Junco vs. Western Kentucky, 8-28-15
3 -- Emma Fletcher vs. Arkansas, 10-4-13
3 -- Addie Eggleston vs. South Alabama, 8-22-10
3 -- Malorie Rutledge vs. Arkansas, 10-30-09
3 -- Malorie Rutledge vs. Mississippi State, 10-26-08
3 -- Malorie Rutledge vs. Memphis, 9-6-07
3 -- Caroline Vanderpool vs. Jackson State, 9-11-05
3 -- Rachel Cohen vs. Auburn-Montgomery, 9-23-01
3 -- Ashley Mitnick vs. Troy State, 8-25-00
3 -- Amy Mason vs. McNeese State, 11-1-96

SAVES

- 17 -- Bonnie Otilio vs. Oklahoma, 10-3-99
- 16 -- Sara Krupa vs. SMU, 10-31-99
16 -- Shelli Montevirgen vs. Georgia, 9-15-96
- 15 -- Megan Kinneman vs. Georgia, 9-30-12
- 14 -- Valerie Vogler vs. Texas, 9-18-07
14 -- Bryna Warnock vs. Ole Miss, 9-12-99
14 -- Elizabeth Swinson vs. Tulane, 10-6-98
14 -- Elizabeth Swinson vs. New Mexico, 9-5-98
- 13 -- Megan Kinneman vs. Texas A&M, 10-31-13
13 -- Robyn DesOrmeaux vs. Texas, 9-14-03

INDIVIDUAL SINGLE SEASON RECORDS

POINTS

- 56 -- Jackie Cooper (24g, 8a), 1996
- 50 -- Mandy Heintz (23g, 4a), 2002
- 38 -- Malorie Rutledge (13g, 12a), 2009
- 36 -- Malorie Rutledge (9g, 18a), 2008
- 32 -- Jorian Baucom (15g, 2a), 2015
32 -- Kara Dean (15g, 2a), 2000
- 31 -- Rachel Yepez (14g, 3a), 2007
31 -- Artie Brown (14g, 3a), 2004
- 30 -- Taryne Boudreau (12g, 6a), 2011
- 29 -- Melissa Clarke (12g, 5a), 2009
29 -- Michelle Makasini (11g, 7a), 2006
29 -- Artie Brown (13g, 3a), 2003
29 -- Stacy Bishop (12g, 5a), 2003

GOALS

- 24 -- Jackie Cooper, 1996
- 23 -- Mandy Heintz, 2002
- 15 -- Jorian Baucom, 2015
15 -- Kara Dean, 2000
- 14 -- Rachel Yepez, 2007
14 -- Artie Brown, 2004
- 13 -- Malorie Rutledge, 2009
13 -- Artie Brown, 2003
- 12 -- Taryne Boudreau, 2011
12 -- Melissa Clarke, 2009
12 -- Stacy Bishop, 2003
12 -- Jackie Cooper, 1995

GAME-WINNING GOALS

- 9 -- Mandy Heintz, 2002
- 7 -- Jackie Cooper, 1996
- 6 -- Taryne Boudreau, 2011
6 -- Malorie Rutledge, 2009
6 -- Kara Dean, 2000
- 5 -- Jorian Baucom, 2015
5 -- Michelle Makasini, 2006
- 4 -- Jorian Baucom, 2016
4 -- Melissa Clarke, 2009
4 -- Malorie Rutledge, 2008
4 -- Artie Brown, 2004
4 -- Stacy Bishop, 2003
4 -- Ana Mendoza, 1995

ASSISTS

- 18 -- Malorie Rutledge, 2008
- 12 -- Emma Fletcher, 2013
12 -- Malorie Rutledge, 2009
12 -- Malorie Rutledge, 2007
- 10 -- Natalie Martineau, 2011
10 -- Stephanie Keating, 2002
- 8 -- Addie Eggleston, 2010
8 -- Michelle McKinney, 1996
8 -- Jackie Cooper, 1996
- 7 -- Natalia Gomez-Junco, 2015
7 -- Carlte Banks, 2011
7 -- Rachel Yepez, 2009
7 -- Roslyn Jones, 2007
7 -- Taryne Boudreau, 2007
7 -- Michelle Makasini, 2006
7 -- Stacy Bishop, 2004
7 -- Stephanie Keating, 2003
7 -- Rachel Cohen, 2002
7 -- Ashley Mitnick, 2000
7 -- Amy Mason, 1996

SHOTS

- 98 -- Jackie Cooper, 1996
- 92 -- Stacy Bishop, 2004
- 87 -- Michelle Makasini, 2006
- 84 -- Taryne Boudreau, 2011
- 83 -- Mandy Heintz, 2002
- 80 -- Stacy Bishop, 2003
- 75 -- Jackie Cooper, 1995
- 71 -- Summer Clarke, 2013
- 69 -- Jorian Baucom, 2015
69 -- Michelle Makasini, 2007
69 -- Stephanie Keating, 2002

SHOTS ON GOAL

- 43 -- Stacy Bishop, 2003
- 42 -- Artie Brown, 2004
- 39 -- Jorian Baucom, 2015
39 -- Michelle Makasini, 2006
39 -- Stacy Bishop, 2004
39 -- Mandy Heintz, 2002
- 36 -- Taryne Boudreau, 2011
- 35 -- Melissa Clarke, 2009
35 -- Artie Brown, 2003
- 32 -- Michelle Makasini, 2007
32 -- Rachel Yepez, 2007
32 -- Stephanie Keating, 2002

SAVES

- 128 -- Aja Lanclos, 1997
- 117 -- Megan Kinneman, 2012
- 111 -- Elizabeth Swinson, 1998
- 96 -- Valerie Vogler, 2007
- 95 -- Megan Kinneman, 2013
- 93 -- Caroline Brockmeier, 2016
- 88 -- Catalina Rubiano, 2015
- 86 -- Bonnie Otilio, 2000
- 82 -- Mo Isom, 2009
- 78 -- Jackie Moseley, 2005

GOALS AGAINST AVERAGE (MINIMUM 500 MINUTES)

- 0.66 -- Megan Kinneman (10 GA, 1,361 min.), 2010
- 0.72 -- Mo Isom (18 GA, 2,245 min.), 2009
- 0.82 -- Mo Isom (17 GA, 1,855 min.), 2008
- 0.83 -- Mo Isom (6 GA, 650 min.), 2010
- 0.86 -- Robyn DesOrmeaux (16 GA, 1,683 min.), 2002
- 1.02 -- Valerie Vogler (26 GA, 2,299 min.), 2007
- 1.07 -- Mo Isom (21 GA, 1,767 min.), 2011
- 1.08 -- Bonnie Otilio (18 GA, 1,505 min.), 2000
- 1.14 -- Valerie Vogler (16 GA, 1,260 min.), 2006
- 1.20 -- Megan Kinneman (27 GA, 2,028 min.), 2012

WINS

- 15 -- Mo Isom, 2009
- 14 -- Mo Isom, 2008
- 13 -- Catalina Rubiano, 2015
13 -- Mo Isom, 2011
- 12 -- Valerie Vogler, 2007
12 -- Bonnie Otilio, 2000
- 11 -- Robyn DesOrmeaux, 2002
11 -- Shelli Montevirgen, 1996
- 10 -- Robyn DesOrmeaux, 2003
- 9 -- Megan Kinneman, 2013
9 -- Megan Kinneman, 2012

SHUTOUTS

- 12.0 -- Mo Isom, 2009
- 9.0 -- Valerie Vogler, 2007
- 8.0 -- Mo Isom, 2011
- 7.5 -- Bonnie Otilio, 2000
- 7.0 -- Caroline Brockmeier, 2016
7.0 -- Mo Isom, 2008

INDIVIDUAL CAREER RECORDS

GAMES PLAYED

- 91 -- Melissa Clarke, 2005-09
- 90 -- Taryne Boudreau, 2007-11
- 89 -- Alex Arlitt, 2011-15
- 88 -- Nikki Bush, 2006-09
- 88 -- Chelsea Potts, 2006-09
- 88 -- Malorie Rutledge, 2006-09
- 87 -- Carlie Banks, 2009-12
- 87 -- Kellie Murphy, 2008-11
- 84 -- Addie Eggleston, 2010-13
- 83 -- Alex Ramsey, 2010-13
- 83 -- Rachel Yepez, 2006-09

GAMES STARTED

- 88 -- Malorie Rutledge, 2006-09
- 87 -- Alex Arlitt, 2011-15
- 87 -- Taryne Boudreau, 2007-11
- 87 -- Melissa Clarke, 2005-09
- 86 -- Chelsea Potts, 2006-09
- 81 -- Alex Ramsey, 2010-13
- 81 -- Nikki Bush, 2006-09
- 79 -- Ashley Mitnick, 1999-2002
- 79 -- Leigh McGovern, 1999-2002
- 78 -- Summer Clarke, 2013-16

POINTS

- 102 -- Malorie Rutledge (28g, 46a), 2006-09
- 90 -- Artie Brown (40g, 10a), 2001-04
- 85 -- Rachel Yepez (33g, 19a), 2006-09
- 81 -- Jackie Cooper (36g, 9a), 1995-96
- 73 -- Jorian Baucom, 33g, 7a, 2014-16
- 70 -- Melissa Clarke (25g, 20a), 2006-09
- 69 -- Summer Clarke (28g, 23a), 2013-16
- 68 -- Michelle Makasini (27g, 14a), 2006-08
- 66 -- Roslyn Jones (25g, 16a), 2005-08
- 61 -- Taryne Boudreau (21g, 19a), 2007-11



Summer Clarke

GOALS

- 40 -- Artie Brown, 2001-04
- 36 -- Jackie Cooper, 1995-96
- 33 -- Jorian Baucom, 2014-16
- 33 -- Rachel Yepez, 2006-09
- 28 -- Malorie Rutledge, 2006-09
- 27 -- Summer Clarke, 2013-16
- 27 -- Michelle Makasini, 2006-08
- 27 -- Mandy Heintz, 1999-2002
- 25 -- Melissa Clarke, 2006-09
- 25 -- Roslyn Jones, 2005-08

GAME-WINNING GOALS

- 12 -- Malorie Rutledge, 2006-09
- 11 -- Mandy Heintz, 1999-2002
- 10 -- Jorian Baucom, 2014-16
- 9 -- Melissa Clarke, 2005-09
- 9 -- Michelle Makasini, 2006-08
- 9 -- Jackie Cooper, 1995-96
- 8 -- Roslyn Jones, 2005-08
- 7 -- Taryne Boudreau, 2007-11
- 7 -- Rachel Yepez, 2006-09
- 7 -- Stacy Bishop, 2003-04

ASSISTS

- 46 -- Malorie Rutledge, 2006-09
- 22 -- Rachel Cohen, 2000-03
- 20 -- Melissa Clarke, 2005-09
- 19 -- Addie Eggleston, 2010-13
- 19 -- Taryne Boudreau, 2007-11
- 19 -- Rachel Yepez, 2006-09
- 18 -- Ashley Mitnick, 1999-2002
- 17 -- Stephanie Keating, 2002-03
- 16 -- Roslyn Jones, 2005-08
- 15 -- Summer Clarke, 2013-16

SHOTS

- 219 -- Rachel Yepez, 2006-09
- 213 -- Melissa Clarke, 2005-09
- 200 -- Taryne Boudreau, 2007-11
- 200 -- Malorie Rutledge, 2006-09
- 198 -- Summer Clarke, 2013-16
- 198 -- Michelle Makasini, 2006-08
- 183 -- Artie Brown, 2001-04
- 173 -- Jackie Cooper, 1995-96
- 172 -- Stacy Bishop, 2003-04
- 167 -- Jorian Baucom, 2014-16

SHOTS ON GOAL

- 108 -- Rachel Yepez, 2006-09
- 92 -- Michelle Makasini, 2006-08
- 91 -- Melissa Clarke, 2006-09
- 90 -- Artie Brown, 2001-04
- 87 -- Taryne Boudreau, 2007-11
- 83 -- Malorie Rutledge, 2006-09
- 82 -- Stacy Bishop, 2003-04
- 80 -- Jorian Baucom, 2014-16
- 77 -- Summer Clarke, 2013-16
- 62 -- Carlie Banks, 2009-12

SAVES

- 284 -- Megan Kinneman, 2010-13
- 235 -- Mo Isom, 2008-11
- 221 -- Bonnie Otilio, 1999-2001
- 210 -- Valerie Vogler, 2004-07
- 183 -- Robyn DesOrmeaux, 2000-04
- 128 -- Aja Lanclos, 1997
- 117 -- Catalina Rubiano, 2014-15
- 113 -- Shelli Montevirgen, 1995-96
- 111 -- Elizabeth Swinson, 1998
- 100 -- Jackie Moseley, 2005-08
- 100 -- Sara Krupa, 1998-99

GOALS AGAINST AVERAGE (MINIMUM 1,000 MINUTES)

- 0.86 -- Mo Isom (62 GA, 6,518 min.), 2008-11
- 1.13 -- Valerie Vogler (60 GA, 4,764 min.), 2004-07
- 1.22 -- Megan Kinneman (75 GA, 5,517 min.), 2010-13
- 1.33 -- Jackie Moseley (35 GA, 2,375 min.), 2005-08
- 1.43 -- Catalina Rubiano (42 GA, 2,641 min.), 2014-15
- 1.44 -- Robyn DesOrmeaux (73 GA, 4,551 min.), 2000-04
- 1.51 -- Caroline Brockmeier (29 GA, 1,730 min.), 2016-present
- 1.53 -- Lily Alfeld (23 GA, 1,351 min.), 2014-present
- 1.56 -- Shelli Montevirgen (36 GA, 2,072 min.), 1995-96
- 1.67 -- Bonnie Otilio (64 GA, 3,454 min.), 1999-2001

WINS

- 43 -- Mo Isom, 2008-11
- 28 -- Robyn DesOrmeaux, 2000-04
- 24 -- Megan Kinneman, 2010-13
- 21 -- Valerie Vogler, 2004-07
- 19 -- Bonnie Otilio, 1999-2001
- 15 -- Shelli Montevirgen, 1995-96
- 13 -- Catalina Rubiano, 2014-15
- 11 -- Jackie Moseley, 2005-08
- 7 -- Caroline Brockmeier, 2016-present
- 5 -- Lily Alfeld, 2014-present
- 5 -- Elizabeth Swinson, 1998
- 5 -- Allison Holladay, 1995-96

SHUTOUTS

- 30.0 -- Mo Isom, 2008-11
- 17.0 -- Megan Kinneman, 2010-13
- 15.0 -- Valerie Vogler, 2004-07
- 15.0 -- Bonnie Otilio, 1999-2001
- 13.5 -- Robyn DesOrmeaux, 2000-04
- 7.0 -- Caroline Brockmeier, 2016-present
- 6.5 -- Shelli Montevirgen, 1995-96
- 6.0 -- Catalina Rubiano, 2014-15
- 6.0 -- Jackie Moseley, 2005-08



Caroline Brockmeier

MISCELLANEOUS RECORDS

FASTEST GOAL SCORED TO OPEN MATCH

0:21 by Artie Brown vs. Alabama, 10-24-03

FASTEST GOAL AGAINST TO OPEN MATCH

1:18 by Genna Gorman, Tennessee, 10-9-05

FASTEST TWO GOALS SCORED

0:14 apart by Ashley Mitnick and Rachel Cohen vs. Alabama, 10-13-00, and Roslyn Jones and Rachel Yepez vs. Memphis, 9-6-07

FASTEST TWO GOALS SCORED BY SAME PLAYER

0:38 apart by Melissa Clarke vs. Arkansas, 10-31-08

FASTEST TWO GOALS AGAINST

0:28 by Tennessee, 10-3-08

FASTEST THREE GOALS SCORED

2:14 apart by Michelle Makasini, Rachel Yepez and Michelle Makasini vs. Centenary, 9-14-08

FASTEST THREE GOALS AGAINST

2:19 apart vs. Clemson, 10-2-98

LONGEST SPAN WITHOUT ALLOWING A GOAL

597 minutes - Started in the 90th minute at Florida State on 9-8-02. Ended in 57th minute at Ole Miss, 10-8-02.

LONGEST SPAN WITHOUT SCORING A GOAL

477 minutes - Started in the 1st minute versus NC State on 8-29-97. Ended in 27th minute vs. Ole Miss on 9-14-97.

LSU IN THE POLLS

SOCCER AMERICA

TOP 25

2007

Oct. 8	19
Oct. 15	24
Oct. 22	20

2008

Sept. 1	17
Sept. 8	12
Sept. 15	11
Sept. 22	9
Sept. 29	15
Oct. 6	19
Oct. 13	17
Oct. 20	13
Oct. 27	14
Nov. 3	11
Nov. 10	14

2009

Sept. 28	20
Oct. 6	15
Oct. 13	20
Oct. 20	16

Oct. 27	19
Nov. 3	16
Nov. 10	14

2011

Oct. 4	14
Oct. 12	18

2015

Sept. 22	24
----------	----

SOCCER BUZZ

TOP 30

2007

Oct. 8	29
Nov. 5	30

2008

Sept. 2	19
Sept. 9	18
Sept. 16	15
Sept. 23	15
Sept. 29	21
Oct. 13	30
Oct. 20	22

Oct. 27	29
Nov. 3	25
Nov. 10	26
Dec. 14	29

SOCCER TIMES

TOP 25

2007

Oct. 9	22
--------	----

2008

Sept. 2	19
Sept. 9	T20
Sept. 16	17
Sept. 23	17
Sept. 29	20
Oct. 7	T23
Oct. 13	20
Oct. 20	19
Oct. 27	20
Nov. 3	20
Nov. 11	23

2009

Aug. 20	25
Sept. 29	17
Oct. 6	10
Oct. 13	15
Oct. 20	T14
Oct. 27	18
Nov. 3	16
Nov. 10	T11
Dec. 10	16

2010

Aug. 20	20
Aug. 24	18
Aug. 31	23

2011

Oct. 4	25
--------	----

NSCAA/ADIDAS

TOP 25

2008

Sept. 23	24
----------	----

2009

Sept. 29	23
Oct. 6	13
Oct. 13	T16
Oct. 20	17
Oct. 27	16
Nov. 3	13
Nov. 10	10
Dec. 10	14

2011

Oct. 4	25
--------	----

TOP DRAWER

SOCCER TOP 25

2013

Aug. 2	25
Aug. 26	25
Sept. 2	25



Megan Kinneman



Fernanda Pina

1995**RECORD: 11-9-1****SEC: 5-3 (2ND SEC WEST)**

DATE	OPPONENT	SITE	W/L	SCORE
Sept. 3	vs. North Texas	Lubbock, Texas	L	2-4
Sept. 4	at Texas Tech	Lubbock, Texas	L	1-2
Sept. 8	Ole Miss	Baton Rouge	W	2-0
Sept. 10	Mississippi State	Baton Rouge	W	2-0
Sept. 15	Memphis	Baton Rouge	W	5-0
Sept. 17	Florida State	Baton Rouge	T	1-1
Sept. 22	at South Carolina	Columbia, S.C.	W	1-0
Sept. 24	at Florida	Gainesville, Fla.	L	0-7
Sept. 27	at Centenary	Shreveport, La.	L	0-4
Sept. 30	Maryland-Balt. Co.	Mobile, Ala.	W	2-1
Oct. 1	vs. Kansas	Mobile, Ala.	L	1-2
Oct. 5	Stephen F. Austin	Baton Rouge	W	6-0
Oct. 10	Southeastern La.	Baton Rouge	W	5-0
Oct. 12	Auburn	Baton Rouge	W	2-1
Oct. 15	at Alabama	Tuscaloosa, Ala.	L	0-2
Oct. 20	Arkansas	Baton Rouge	W	2-1
Oct. 22	at #19 Vanderbilt	Nashville, Tenn.	L	0-6
Oct. 24	South Alabama	Baton Rouge	L	1-2 (OT)
Oct. 28	Centenary	Baton Rouge	W	3-1
Oct. 29	Ark.-Little Rock	Baton Rouge	W	5-0

SEC TOURNAMENT

Nov. 2	vs. Kentucky	Auburn, Ala.	L	0-4
--------	--------------	--------------	---	-----

1996**RECORD: 11-8****SEC: 2-6 (5TH SEC WEST)**

DATE	OPPONENT	SITE	W/L	SCORE
Sept. 1	at Southeastern La.	Hammond, La.	W	10-0
Sept. 6	at Creighton	Omaha, Neb.	L	1-3
Sept. 8	at Colorado	Boulder, Colo.	L	1-2
Sept. 13	Tennessee	Baton Rouge	L	2-4
Sept. 15	Georgia	Baton Rouge	L	1-3
Sept. 21	vs. Jacksonville State	Mobile, Ala.	W	5-1
Sept. 22	at South Alabama	Mobile, Ala.	W	4-0
Sept. 27	at Ole Miss	Oxford, Miss.	W	4-1
Sept. 29	at Mississippi State	Starkville, Miss.	W	1-0
Oct. 5	at Memphis	Memphis, Tenn.	W	4-0
Oct. 6	at Ark.-Little Rock	Little Rock, Ark.	W	2-1
Oct. 10	Illinois State	Baton Rouge	W	5-0
Oct. 15	Tulane	Baton Rouge	W	6-2
Oct. 18	at Auburn	Auburn, Ala.	L	2-5
Oct. 20	at Alabama	Tuscaloosa, Ala.	L	2-6
Oct. 27	#24 Kentucky	Baton Rouge	L	1-5
Oct. 29	Arkansas	Baton Rouge	L	0-2
Nov. 1	McNeese State	Baton Rouge	W	9-0
Nov. 3	Oklahoma	Baton Rouge	W	2-0

1997**RECORD: 0-18****SEC: 0-8 (6TH SEC WEST)**

DATE	OPPONENT	SITE	W/L	SCORE
Aug. 29	NC State	Baton Rouge	L	0-2
Aug. 31	Ark.-Little Rock	Baton Rouge	L	0-2
Sept. 5	vs. Colorado College	New Orleans, La.	L	0-3
Sept. 7	at SMU	Dallas, Texas	L	0-7
Sept. 12	Mississippi State	Baton Rouge	L	0-1
Sept. 14	Ole Miss	Baton Rouge	L	1-3
Sept. 26	#19 Florida	Baton Rouge	L	1-10
Sept. 28	South Carolina	Baton Rouge	L	1-3
Oct. 3	at San Francisco	San Francisco, Calif.	L	1-3
Oct. 5	at St. Mary's	Moraga, Calif.	L	0-3
Oct. 9	at Tulane	New Orleans, La.	L	1-2 (OT)
Oct. 12	at Florida State	Tallahassee, Fla.	L	0-3
Oct. 17	Alabama	Baton Rouge	L	0-5
Oct. 19	at Auburn	Auburn, Ala.	L	1-7
Oct. 24	at Vanderbilt	Nashville, Tenn.	L	0-7
Oct. 26	at Arkansas	Fayetteville, Ark.	L	3-9

Oct. 31	Creighton	Baton Rouge	L	1-2
Nov. 2	South Alabama	Baton Rouge	L	0-3

1998**RECORD: 8-11-2****SEC: 3-5 (T-2ND SEC WEST)**

DATE	OPPONENT	SITE	W/L	SCORE
Sept. 3	South Alabama	Baton Rouge	W	4-1
Sept. 5	vs. New Mexico	Plano, Texas	T	2-2
Sept. 7	at TCU	Plano, Texas	W	3-0
Sept. 11	at Ole Miss	Oxford, Miss.	L	1-5
Sept. 13	at Mississippi State	Starkville, Miss.	W	2-1
Sept. 18	Northwestern State	Baton Rouge	W	2-0
Sept. 20	Colorado	Baton Rouge	T	1-1
Sept. 25	at Georgia	Athens, Ga.	L	1-2
Sept. 27	at Tennessee	Knoxville, Tenn.	L	0-3
Oct. 2	at #14 Clemson	Clemson, S.C.	L	0-7
Oct. 3	vs. Wake Forest	Clemson, S.C.	L	0-5
Oct. 6	Tulane	Baton Rouge	L	2-3
Oct. 8	Southeastern La.	Baton Rouge	W	4-3 (OT)
Oct. 12	at Centenary	Shreveport, La.	W	3-2
Oct. 16	Alabama	Baton Rouge	L	0-2
Oct. 18	Auburn	Baton Rouge	W	2-0
Oct. 23	Kentucky	Baton Rouge	L	0-1
Oct. 25	Arkansas	Baton Rouge	W	4-0
Oct. 30	Maryland	Baton Rouge	L	0-7
Nov. 1	North Texas	Baton Rouge	L	0-3

SEC TOURNAMENT

Nov. 5	vs. Vanderbilt	Tuscaloosa, Ala.	L	0-3
--------	----------------	------------------	---	-----

1999**RECORD: 4-15-1****SEC: 2-7 (6TH SEC WEST)**

DATE	OPPONENT	SITE	W/L	SCORE
Aug. 27	UL-Monroe	Baton Rouge	W	5-0
Aug. 29	Southeastern La.	Baton Rouge	L	1-3
Sept. 3	vs. TCU	Waco, Texas	L	0-7
Sept. 5	vs. San Diego	Waco, Texas	L	0-7
Sept. 10	Mississippi State	Baton Rouge	W	2-0
Sept. 12	Ole Miss	Baton Rouge	W	2-1
Sept. 17	Nicholls State	Baton Rouge	W	6-0
Sept. 19	McNeese State	Baton Rouge	L	1-2
Sept. 22	at Tulane	New Orleans, La.	L	0-3
Sept. 24	at #4 Florida	Gainesville, Fla.	L	0-11
Sept. 26	at South Carolina	Columbia, S.C.	L	1-8
Oct. 1	at Oklahoma State	Stillwater, Okla.	L	1-3
Oct. 3	at Oklahoma	Norman, Okla.	T	2-2
Oct. 10	at Arkansas	Fayetteville, Ark.	L	0-3
Oct. 15	at Alabama	Tuscaloosa, Ala.	L	0-1
Oct. 17	at Auburn	Auburn, Ala.	L	0-3
Oct. 22	Vanderbilt	Baton Rouge	L	0-5
Oct. 24	#13 Kentucky	Baton Rouge	L	1-6
Oct. 28	South Alabama	Baton Rouge	L	2-4
Oct. 31	#22 SMU	Baton Rouge	L	0-3

2000**RECORD: 15-6****SEC: 5-4 (2ND SEC WEST)**

DATE	OPPONENT	SITE	W/L	SCORE
Aug. 25	at Troy State	Troy, Ala.	W	4-0
Aug. 27	at UL-Monroe	Monroe, La.	W	4-2
Sept. 1	Texas Tech	Baton Rouge	W	2-1
Sept. 3	Oklahoma State	Baton Rouge	L	0-2
Sept. 7	at Stetson	Deland, Fla.	W	2-0
Sept. 9	at Embry-Riddle	Daytona Beach, Fla.	W	2-0
Sept. 15	Alabama A&M	Baton Rouge	W	10-1
Sept. 22	Northwestern State	Baton Rouge	W	3-0
Sept. 24	Arkansas	Baton Rouge	W	1-0
Sept. 26	at UL-Lafayette	Lafayette, La.	W	4-0
Sept. 28	at Ole Miss	Oxford, Miss.	L	1-2
Oct. 1	at Mississippi State	Starkville, Miss.	W	2-0

Oct. 6	Georgia	Baton Rouge	L	2-3
Oct. 8	Tennessee	Baton Rouge	L	2-4
Oct. 13	Alabama	Baton Rouge	W	2-1
Oct. 15	Auburn	Baton Rouge	W	1-0
Oct. 17	at Nicholls State	Thibodaux, La.	W	4-0
Oct. 20	at Kentucky	Lexington, Ky.	L	1-3
Oct. 22	at Vanderbilt	Nashville, Tenn.	W	1-0
Oct. 25	Tulane	Baton Rouge	W	2-1

SEC TOURNAMENT

Nov. 2	vs. Kentucky	Athens, Ga.	L	0-2
--------	--------------	-------------	---	-----

2001**RECORD: 7-8-3****SEC: 1-6-2 (6TH SEC WEST)**

DATE	OPPONENT	SITE	W/L	SCORE
Aug. 31	McNeese State	Baton Rouge	W	5-0
Sept. 7	#16 Florida	Baton Rouge	L	0-3
Sept. 9	UL-Lafayette	Baton Rouge	W	3-0
Sept. 19	at South Alabama	Mobile, Ala.	L	1-2
Sept. 21	Nicholls State	Baton Rouge	W	3-0
Sept. 23	Auburn-Montgomery	Baton Rouge	W	4-1
Sept. 26	at UL-Monroe	Monroe, La.	T	2-2
Sept. 30	at Alabama A&M	Huntsville, Ala.	W	1-0 (OT)
Oct. 5	Ole Miss	Baton Rouge	W	3-0
Oct. 7	Mississippi State	Baton Rouge	L	0-2
Oct. 10	at Northwestern St.	Natchitoches, La.	W	1-0
Oct. 14	South Carolina	Baton Rouge	T	4-4
Oct. 19	at Alabama	Tuscaloosa, Ala.	T	0-0
Oct. 21	at Auburn	Auburn, Ala.	L	0-2
Oct. 26	at Georgia	Athens, Ga.	L	0-5
Oct. 28	at #16 Tennessee	Knoxville, Tenn.	L	1-3
Nov. 2	at Arkansas	Fayetteville, Ark.	L	5-6 (OT)
Nov. 4	at #7 Texas	Austin, Texas	L	0-4

2002**RECORD: 12-5-3****SEC: 2-3-3 (3RD SEC WEST)**

DATE	OPPONENT	SITE	W/L	SCORE
Aug. 31	at Stephen F. Austin	Nacogdoches, Texas	W	2-0
Sept. 6	vs. #23 Miami	Tallahassee, Fla.	L	0-1
Sept. 8	at #15 Florida State	Tallahassee, Fla.	W	2-1
Sept. 11	Loyola (N.O.)	Baton Rouge	W	7-0
Sept. 13	UL-Monroe	Baton Rouge	W	4-0
Sept. 15	Nicholls State	Baton Rouge	W	9-0
Sept. 20	at McNeese State	Lake Charles, La.	W	3-0
Sept. 22	Troy State	Baton Rouge	W	7-0
Sept. 27	Alabama A&M	Baton Rouge	W	9-0
Oct. 4	at Ole Miss	Oxford, Miss.	W	2-1
Oct. 6	at Mississippi State	Starkville, Miss.	W	3-1
Oct. 11	at Florida	Gainesville, Fla.	T	1-1
Oct. 13	at South Carolina	Columbia, S.C.	L	0-2
Oct. 18	Alabama	Baton Rouge	L	1-2
Oct. 20	Auburn	Baton Rouge	L	2-3
Oct. 25	Vanderbilt	Baton Rouge	T	1-1
Nov. 1	at UL-Lafayette	Lafayette, La.	W	2-0
Nov. 3	Arkansas	Baton Rouge	T	1-1

SEC TOURNAMENT

Nov. 7	vs. Auburn	Oxford, Miss.	W	1-0
Nov. 8	vs. Florida	Oxford, Miss.	L	0-2

2003**RECORD: 10-9-1****SEC: 2-7 (6TH SEC WEST)**

DATE	OPPONENT	SITE	W/L	SCORE
Aug. 29	Coastal Carolina	Baton Rouge	W	2-1
Aug. 31	Jackson State	Baton Rouge	W	12-0
Sept. 2	McNeese State	Baton Rouge	W	7-0
Sept. 5	Birmingham So.	Baton Rouge	W	3-0
Sept. 7	Loyola (Md.)	Baton Rouge	W	2-0
Sept. 12	at Tulane	New Orleans, La.	T	1-1
Sept. 14	at #11 Texas	Austin, Texas	L	3-4 (OT)

Sept. 19	at UL-Lafayette	Lafayette, La.	W	4-0
Sept. 21	at Southeastern La.	Hammond, La.	W	2-1
Oct. 3	at Kentucky	Lexington, Ky.	L	0-2
Oct. 5	at Vanderbilt	Nashville, Tenn.	L	0-1
Oct. 10	Ole Miss	Baton Rouge	L	0-3
Oct. 12	Mississippi State	Baton Rouge	W	2-1
Oct. 17	Georgia	Baton Rouge	W	4-1
Oct. 19	#23 Tennessee	Baton Rouge	L	0-3
Oct. 24	at Alabama	Tuscaloosa, Ala.	L	2-3
Oct. 26	at #14 Auburn	Auburn, Ala.	L	0-2
Oct. 29	at Nicholls State	Thibodaux, La.	L	1-2
Oct. 31	at Arkansas	Fayetteville, Ark.	L	2-3
Nov. 2	Southern	Baton Rouge	W	9-0

2004

RECORD: 8-11-1

SEC: 2-8-1 (6TH SEC WEST)

DATE	OPPONENT	SITE	W/L	SCORE
Aug. 27	Southeastern La.	Baton Rouge	W	3-0
Aug. 29	Nicholls State	Baton Rouge	W	3-1
Sept. 3	Tulane	Baton Rouge	W	2-1 (OT)
Sept. 8	Stephen F. Austin	Baton Rouge	W	2-1 (2OT)
Sept. 10	at Ohio State	Columbus, Ohio	L	0-4
Sept. 12	Dayton	Baton Rouge	L	0-3
Sept. 17	at Colorado	Boulder, Colo.	L	1-4
Sept. 19	Wyoming	Baton Rouge	W	1-0
Sept. 24	Kentucky	Baton Rouge	L	0-2
Sept. 26	Vanderbilt	Baton Rouge	L	1-2 (2OT)
Oct. 1	at Ole Miss	Oxford, Miss.	W	2-1
Oct. 3	at Mississippi State	Starkville, Miss.	T	0-0
Oct. 8	at Georgia	Athens, Ga.	L	0-2
Oct. 10	at #7 Tennessee	Knoxville, Tenn.	L	1-2 (OT)
Oct. 15	Alabama	Baton Rouge	L	1-2
Oct. 17	at #19 Auburn	Auburn, Ala.	L	1-2
Oct. 22	#25 Florida	Baton Rouge	L	1-2
Oct. 24	at South Carolina	Columbia, S.C.	L	1-2
Oct. 29	at Arkansas	Fayetteville, Ark.	W	3-0
Oct. 31	Southern	Baton Rouge	W	10-0

2005

RECORD: 8-10-2

SEC: 3-7-1 (3RD SEC WEST)

DATE	OPPONENT	SITE	W/L	SCORE
Aug. 26	vs. Oregon State	Eugene, Ore.	L	1-2 (OT)
Aug. 28	at Oregon	Eugene, Ore.	L	0-2
Sept. 4	at UL-Lafayette	Lafayette, La.	W	1-0 (OT)
Sept. 9	at Belmont	Nashville, Tenn.	W	2-0
Sept. 11	Jackson State	Baton Rouge	W	4-0
Sept. 13	McNeese State	Baton Rouge	W	2-1
Sept. 19	at Birmingham So.	Birmingham, Ala.	T	1-1
Sept. 23	at Kentucky	Lexington, Ky.	T	1-1
Sept. 25	at #20 Vanderbilt	Nashville, Tenn.	L	0-2
Sept. 30	Ole Miss	Baton Rouge	L	0-1
Oct. 2	Mississippi State	Baton Rouge	W	2-0
Oct. 7	Georgia	Baton Rouge	W	1-0
Oct. 9	#14 Tennessee	Baton Rouge	L	0-2
Oct. 14	at Alabama	Tuscaloosa, Ala.	L	1-3
Oct. 16	at Auburn	Auburn, Ala.	L	0-2
Oct. 21	at #19 Florida	Gainesville, Fla.	L	1-2
Oct. 23	South Carolina	Baton Rouge	L	0-3
Oct. 28	at Arkansas	Fayetteville, Ark.	W	4-3
Oct. 31	Southern	Baton Rouge	W	4-0

SEC TOURNAMENT

Nov. 3	vs. #16 Tennessee	Orange Beach, Ala.	L	0-2
--------	-------------------	--------------------	---	-----

2006

RECORD: 9-8-3

SEC: 4-4-3 (3RD SEC WEST)

DATE	OPPONENT	SITE	W/L	SCORE
Aug. 25	vs. SMU	Richardson, Texas	L	0-2
Aug. 29	UL-Lafayette	Baton Rouge	W	2-0

Sept. 1	Sam Houston State	Baton Rouge	W	6-0
Sept. 3	Houston	Baton Rouge	W	6-1
Sept. 8	at Navy	Annapolis, Md.	L	0-2
Sept. 10	vs. Villanova	Annapolis, Md.	L	0-1 (2OT)
Sept. 13	#14 Texas	Baton Rouge	L	2-4
Sept. 15	at South Alabama	Mobile, Ala.	W	3-0
Sept. 17	at Southern Miss	Hattiesburg, Miss.	W	2-1
Sept. 22	Vanderbilt	Baton Rouge	T	0-0
Sept. 24	Kentucky	Baton Rouge	W	3-2
Sept. 29	at Mississippi State	Starkville, Miss.	W	1-0
Oct. 1	at Ole Miss	Oxford, Miss.	T	1-1
Oct. 6	at #14 Tennessee	Knoxville, Tenn.	L	1-2
Oct. 8	at Georgia	Athens, Ga.	L	0-3
Oct. 13	Auburn	Baton Rouge	L	1-2
Oct. 15	Alabama	Baton Rouge	W	4-2
Oct. 20	at South Carolina	Columbia, S.C.	L	1-2
Oct. 22	#12 Florida	Baton Rouge	T	1-1
Oct. 27	Arkansas	Baton Rouge	W	1-0

2007

RECORD: 12-5-7

SEC: 5-2-4 (SEC WEST CHAMPIONS)

DATE	OPPONENT	SITE	W/L	SCORE
Aug. 31	Southern Miss	Baton Rouge	W	3-0
Sept. 2	Louisiana Tech	Baton Rouge	W	2-0
Sept. 6	vs. Memphis	Birmingham, Ala.	W	7-2
Sept. 8	vs. Miami, Fla.	Birmingham, Ala.	W	4-1
Sept. 14	McNeese State	Baton Rouge	W	5-0
Sept. 16	at Houston	Houston, Texas	T	0-0
Sept. 18	at #4 Texas	Austin, Texas	T	2-2
Sept. 21	at College of Charleston	Charleston, S.C.	W	4-0
Sept. 23	vs. Davidson	Charleston, S.C.	L	0-3
Sept. 28	Mississippi State	Baton Rouge	W	1-0
Sept. 30	Ole Miss	Baton Rouge	T	1-1
Oct. 5	#6 Tennessee	Baton Rouge	W	3-0
Oct. 7	#18 Georgia	Baton Rouge	T	1-1
Oct. 12	at Auburn	Auburn, Ala.	L	0-2
Oct. 14	at Alabama	Tuscaloosa, Ala.	W	2-1
Oct. 19	at Vanderbilt	Nashville, Tenn.	W	2-0
Oct. 21	at Kentucky	Lexington, Ky.	T	1-1
Oct. 25	#25 South Carolina	Baton Rouge	T	1-1
Oct. 28	at #22 Florida	Gainesville, Fla.	L	0-5
Nov. 2	at Arkansas	Fayetteville, Ark.	W	1-0 (OT)

SEC TOURNAMENT

Nov. 7	vs. Auburn	Orange Beach, Ala.	T	2-2 *
--------	------------	--------------------	---	-------

Nov. 9	vs. #14 Florida	Orange Beach, Ala.	L	0-1 (2OT)
--------	-----------------	--------------------	---	-----------

NCAA TOURNAMENT

Nov. 16	vs. Samford	Tallahassee, Fla.	W	1-0 (2OT)
---------	-------------	-------------------	---	-----------

Nov. 18	at #14 Florida State	Tallahassee, Fla.	L	0-4
---------	----------------------	-------------------	---	-----

* - Denotes a 4-2 decision in penalty kicks

2008

RECORD: 14-4-2

SEC: 7-3-1 (2ND SEC OVERALL; SEC WEST CHAMPS)

DATE	OPPONENT	SITE	W/L	SCORE
Aug. 22	South Alabama	Baton Rouge	W	2-0
Aug. 25	#18 BYU	Baton Rouge	W	4-1
Aug. 30	at Northwestern	Evanston, Ill.	W	2-0
Sept. 1	vs. Loyola-Chicago	Evanston, Ill.	W	2-1
Sept. 14	Centenary	Baton Rouge	W	7-0
Sept. 19	at Oklahoma	Norman, Okla.	W	4-0
Sept. 26	at Mississippi State	Starkville, Miss.	W	4-1
Sept. 28	at Ole Miss	Oxford, Miss.	L	0-1
Oct. 3	at Tennessee	Knoxville, Tenn.	L	1-2
Oct. 5	at Georgia	Athens, Ga.	W	2-1
Oct. 10	Auburn	Baton Rouge	W	2-1 (OT)
Oct. 12	Alabama	Baton Rouge	W	7-0
Oct. 17	Vanderbilt	Baton Rouge	W	1-0
Oct. 19	Kentucky	Baton Rouge	W	2-1
Oct. 23	at South Carolina	Columbia, S.C.	T	0-0

Oct. 26	#6 Florida	Baton Rouge	L	1-2
---------	------------	-------------	---	-----

Oct. 31	Arkansas	Baton Rouge	W	3-1
---------	----------	-------------	---	-----

SEC TOURNAMENT

Nov. 5	vs. Ole Miss	Orange Beach, Ala.	W	2-1
--------	--------------	--------------------	---	-----

Nov. 7	vs. Tennessee	Orange Beach, Ala.	T	1-1 *
--------	---------------	--------------------	---	-------

NCAA TOURNAMENT

Nov. 14	vs. #24 Washington	College Station, Texas	L	2-3 (OT)
---------	--------------------	------------------------	---	----------

* - Denotes a 2-4 decision in penalty kicks

2009

RECORD: 15-4-5

SEC: 8-2-1 (2ND SEC OVERALL; SEC WEST CHAMPS)

DATE	OPPONENT	SITE	W/L	SCORE
Aug. 21	Memphis	Baton Rouge	L	0-2
Aug. 28	Southern Miss	Baton Rouge	W	3-0
Sept. 4	vs. Central Florida	Tampa, Fla.	T	0-0
Sept. 6	at South Florida	Tampa, Fla.	W	2-1
Sept. 11	Oklahoma	Baton Rouge	W	4-0
Sept. 13	at UL-Lafayette	Lafayette, La.	W	4-0
Sept. 18	vs. #1 North Carolina	Durham, N.C.	L	0-1
Sept. 20	at Duke	Durham, N.C.	T	2-2
Sept. 25	#8 Georgia	Baton Rouge	W	6-0
Sept. 27	Tennessee	Baton Rouge	W	5-1
Oct. 2	at Alabama	Tuscaloosa, Ala.	W	3-0
Oct. 4	at Auburn	Auburn, Ala.	W	2-0
Oct. 9	at Kentucky	Lexington, Ky.	L	0-1
Oct. 11	at Vanderbilt	Nashville, Tenn.	W	2-1 (OT)
Oct. 16	Ole Miss	Baton Rouge	T	0-0
Oct. 18	Mississippi State	Baton Rouge	W	4-0
Oct. 22	at #12 Florida	Gainesville, Fla.	L	0-4
Oct. 25	#10 South Carolina	Baton Rouge	W	1-0
Oct. 30	at Arkansas	Fayetteville, Ark.	W	4-1

SEC TOURNAMENT

Nov. 4	vs. Vanderbilt	Orange Beach, Ala.	W	4-2
--------	----------------	--------------------	---	-----

Nov. 6	vs. Auburn	Orange Beach, Ala.	W	1-0
--------	------------	--------------------	---	-----

Nov. 8	vs. #14 South Carolina	Orange Beach, Ala.	T	1-1 *
--------	------------------------	--------------------	---	-------

NCAA TOURNAMENT

Nov. 13	Arkansas-Pine Bluff	Baton Rouge	W	7-0
---------	---------------------	-------------	---	-----

Nov. 15	#23 Texas A&M	Baton Rouge	T	1-1 ^
---------	---------------	-------------	---	-------

* - Denotes a 7-8 decision in penalty kicks

^ - Denotes a 2-4 decision in penalty kicks

2010

RECORD: 8-8-5

SEC: 4-4-3 (2ND SEC WEST)

DATE	OPPONENT	SITE	W/L	SCORE
Aug. 22	South Alabama	Baton Rouge	W	8-0
Aug. 28	at #23 Memphis	Memphis, Tenn.	L	0-1
Sept. 3	at #16 Wake Forest	Winston-Salem, N.C.	L	1-3
Sept. 5	vs. #23 Virginia Tech	Winston-Salem, N.C.	L	0-1
Sept. 9	at #10 BYU	Provo, Utah	T	0-0
Sept. 12	UL-Lafayette	Baton Rouge	W	1-0
Sept. 17	at #21 Illinois	Champaign, Ill.	L	0-1
Sept. 19	McNeese State	Baton Rouge	W	2-0
Sept. 24	at #17 Georgia	Athens, Ga.	L	0-1
Sept. 26	at Tennessee	Knoxville, Tenn.	T	1-1
Oct. 1	Alabama	Baton Rouge	T	0-0
Oct. 3	Auburn	Baton Rouge	W	2-1
Oct. 8	Kentucky	Baton Rouge	W	1-0 (2OT)
Oct. 10	Vanderbilt	Baton Rouge	L	0-1
Oct. 15	at Ole Miss	Oxford, Miss.	T	0-0
Oct. 17	at Mississippi State	Starkville, Miss.	W	6-2
Oct. 21	#10 Florida	Baton Rouge	L	0-2
Oct. 24	at #15 South Carolina	Columbia, S.C.	L	0-1
Oct. 29	Arkansas	Baton Rouge	W	1-0

SEC TOURNAMENT

Nov. 4	vs. Tennessee	Orange Beach, Ala.	W	1-0 (OT)
--------	---------------	--------------------	---	----------

Nov. 5	vs. #16 South Carolina	Orange Beach, Ala.	T	1-1 *
--------	------------------------	--------------------	---	-------

* - Denotes a 3-4 decision in penalty kicks



All-Time Results

2011

RECORD: 13-8-1
SEC: 8-3 (2ND SEC OVERALL; SEC WEST CHAMPS)

DATE	OPPONENT	SITE	W/L	SCORE
Aug. 19	at Memphis	Memphis, Tenn.	L	1-3
Aug. 21	at UL-Lafayette	Lafayette, La.	W	3-0
Aug. 29	at NC State	Raleigh, N.C.	L	0-1
Sept. 2	at Rice	Houston, Texas	L	0-1 (2OT)
Sept. 6	at Houston	Houston, Texas	W	2-1
Sept. 9	Oregon	Baton Rouge	W	1-0
Sept. 11	#13 Pepperdine	Baton Rouge	T	1-1
Sept. 16	McNeese State	Baton Rouge	W	1-0
Sept. 19	Oklahoma	Baton Rouge	W	2-1
Sept. 23	Mississippi State	Baton Rouge	W	5-1
Sept. 25	Ole Miss	Baton Rouge	W	3-2
Sept. 30	#10 Tennessee	Baton Rouge	W	2-0
Oct. 2	Georgia	Baton Rouge	W	2-1
Oct. 7	at Vanderbilt	Nashville, Tenn.	L	1-2
Oct. 9	at Kentucky	Lexington, Ky.	W	2-0
Oct. 14	at Auburn	Auburn, Ala.	L	1-3
Oct. 16	at Alabama	Tuscaloosa, Ala.	W	2-0
Oct. 20	South Carolina	Baton Rouge	L	1-4
Oct. 23	at #11 Florida	Gainesville, Fla.	W	1-0
Oct. 28	at Arkansas	Fayetteville, Ark.	W	3-0

SEC TOURNAMENT

Nov. 2	vs. Auburn	Orange Beach, Ala.	L	0-3
--------	------------	--------------------	---	-----

NCAA TOURNAMENT

Nov. 11	at #21 Texas A&M	College Station, Texas	L	0-4
---------	------------------	------------------------	---	-----

2012

RECORD: 9-8-4
SEC: 5-6-2 (4TH SEC WEST)

DATE	OPPONENT	SITE	W/L	SCORE
Aug. 20	at Oklahoma	Norman, Okla.	W	1-0 (2OT)
Aug. 24	Rice	Baton Rouge	T	1-1
Aug. 26	NC State	Baton Rouge	L	1-2
Sept. 2	Houston	Baton Rouge	W	2-0
Sept. 4	Stephen F. Austin	Baton Rouge	W	2-1
Sept. 7	Florida International	Baton Rouge	T	0-0
Sept. 10	Memphis	Baton Rouge	W	2-1
Sept. 14	#10 Texas A&M	Baton Rouge	L	0-1
Sept. 16	Alabama	Baton Rouge	T	1-1
Sept. 21	Auburn	Baton Rouge	L	1-3
Sept. 23	#18 Kentucky	Baton Rouge	L	1-2 (2OT)
Sept. 28	at Mississippi State	Starkville, Miss.	W	1-0
Sept. 30	at Georgia	Athens, Ga.	T	2-2
Oct. 5	#16 Florida	Baton Rouge	L	0-2
Oct. 7	Vanderbilt	Baton Rouge	W	1-0 (2OT)
Oct. 12	at South Carolina	Columbia, S.C.	L	1-2
Oct. 14	at #23 Tennessee	Knoxville, Tenn.	L	2-3 (OT)
Oct. 19	at Ole Miss	Oxford, Miss.	W	3-2 (OT)
Oct. 21	at #16 Missouri	Columbia, Mo.	W	3-1
Oct. 25	Arkansas	Baton Rouge	W	3-2

SEC TOURNAMENT

Oct. 29	vs. Ole Miss	Orange Beach, Ala.	L	0-1
---------	--------------	--------------------	---	-----

2013

RECORD: 9-9-2
SEC: 5-5-1 (T-6TH SEC OVERALL)

DATE	OPPONENT	SITE	W/L	SCORE
Aug. 23	Louisiana Tech	Baton Rouge	W	1-0
Aug. 27	Louisiana-Monroe	Baton Rouge	W	6-0
Aug. 30	TCU	Baton Rouge	T	0-0
Sept. 2	#6 BYU	Baton Rouge	L	2-4
Sept. 6	at Minnesota	Minneapolis, Minn.	L	1-2
Sept. 8	vs. #13 USC	Minneapolis, Minn.	W	1-0
Sept. 13	at Stephen F. Austin	Nacogdoches, Texas	L	0-4
Sept. 15	at Rice	Houston, Texas	W	1-0
Sept. 21	at Vanderbilt	Nashville, Tenn.	W	2-1 (OT)
Sept. 27	Tennessee	Baton Rouge	T	1-1
Sept. 29	Mississippi State	Baton Rouge	W	3-2 (2 OT)
Oct. 4	at Arkansas	Fayetteville, Ark.	W	5-3
Oct. 6	at Alabama	Tuscaloosa, Ala.	W	2-1 (2 OT)
Oct. 11	Missouri	Baton Rouge	W	1-0
Oct. 18	#24 Ole Miss	Baton Rouge	L	0-1
Oct. 20	at #8 Florida	Gainesville, Fla.	L	0-3
Oct. 25	Georgia	Baton Rouge	L	1-2
Oct. 27	at #22 Kentucky	Lexington, Ky.	L	1-3
Oct. 31	at #23 Texas A&M	Coll. Station, Texas	L	2-3

SEC TOURNAMENT

Nov. 4	vs. Auburn	Orange Beach, Ala.	L	0-1 (OT)
--------	------------	--------------------	---	----------

2014

RECORD: 5-13-2
SEC: 1-9-1 (13TH SEC OVERALL)

DATE	OPPONENT	SITE	W/L	SCORE
Aug. 22	Troy	Baton Rouge	W	2-0
Aug. 29	Northwestern State	Baton Rouge	W	6-2
Aug. 31	Rice	Baton Rouge	L	0-1
Sept. 2	Nicholls	Baton Rouge	W	3-0
Sept. 5	at TCU	Fort Worth, Texas	L	0-2
Sept. 8	Stephen F. Austin	Baton Rouge	T	0-0
Sept. 11	at BYU	Provo, Utah	W	4-3
Sept. 14	at #25 Duke	Durham, N.C.	L	0-1
Sept. 19	at Missouri	Columbia, Mo.	L	1-3
Sept. 21	at Marquette	Milwaukee, Wisc.	L	1-2
Sept. 26	#6 Texas A&M	Baton Rouge	L	1-4
Sept. 28	Arkansas	Baton Rouge	T	3-3
Oct. 3	at Mississippi State	Starkville, Miss.	W	2-0
Oct. 5	at #20 South Carolina	Columbia, S.C.	L	0-1
Oct. 9	Alabama	Baton Rouge	L	2-3 (OT)
Oct. 17	at Tennessee	Knoxville, Tenn.	L	1-2
Oct. 19	at #16 Georgia	Athens, Ga.	L	0-2
Oct. 24	Kentucky	Baton Rouge	L	0-2
Oct. 26	#8 Florida	Baton Rouge	L	0-3
Oct. 30	Auburn	Baton Rouge	L	0-2

2015

RECORD: 13-6-4
SEC: 5-4-2 (7TH SEC OVERALL)

DATE	OPPONENT	SITE	W/L	SCORE
Aug. 21	at Oregon	Eugene, Ore.	W	2-1
Aug. 25	Northwestern State	Baton Rouge	T	1-1
Aug. 28	Western Kentucky	Baton Rouge	W	4-1
Aug. 30	Minnesota	Baton Rouge	W	1-0
Sept. 4	Ball State	Baton Rouge	T	1-1
Sept. 6	Indiana	Baton Rouge	W	4-0
Sept. 11	at Alabama	Tuscaloosa, Ala.	L	2-3 (2OT)
Sept. 13	#15 Duke	Baton Rouge	W	1-0
Sept. 17	Georgia	Baton Rouge	W	4-3
Sept. 20	Marquette	Baton Rouge	W	5-1
Sept. 25	at #13 Auburn	Auburn, Ala.	L	2-3 (2OT)
Sept. 27	at Ole Miss	Oxford, Miss.	L	0-2
Oct. 2	Vanderbilt	Baton Rouge	T	0-0
Oct. 9	Missouri	Baton Rouge	W	2-1
Oct. 11	at #12 Florida	Gainesville, Fla.	L	1-2
Oct. 15	at Arkansas	Fayetteville, Ark.	W	1-0
Oct. 23	Mississippi State	Baton Rouge	W	1-0
Oct. 25	#17 South Carolina	Baton Rouge	T	1-1
Oct. 29	at Kentucky	Lexington, Ky.	W	3-2

SEC TOURNAMENT

Nov. 2	vs. Kentucky	Orange Beach, Ala.	W	2-1
Nov. 4	vs. Missouri	Orange Beach, Ala.	W	2-1
Nov. 6	vs. Texas A&M	Orange Beach, Ala.	L	0-1

NCAA TOURNAMENT

Nov. 14	at South Alabama	Mobile, Ala.	L	0-4
---------	------------------	--------------	---	-----

2016

RECORD: 7-11-1
SEC: 2-8-1 (12TH SEC OVERALL)

DATE	OPPONENT	SITE	W/L	SCORE
Aug. 19	vs. #17 Virginia Tech	Charleston, S.C.	L	0-1
Aug. 21	at College of Charleston	Charleston, S.C.	W	1-0
Aug. 25	George Washington	Baton Rouge	L	1-3
Aug. 28	Colgate	Baton Rouge	L	1-2
Sept. 2	at Indiana	Bloomington, Ind.	W	3-0
Sept. 4	at Butler	Indianapolis, Ind.	W	2-1
Sept. 8	at Western Kentucky	Bowling Green, Ky.	W	1-0
Sept. 11	at #11 Texas A&M	Coll. Station, Texas	L	0-3
Sept. 16	Ole Miss	Baton Rouge	W	3-0
Sept. 18	Lamar	Baton Rouge	W	4-0
Sept. 22	at #8 South Carolina	Columbia, S.C.	L	1-3
Sept. 25	at Vanderbilt	Nashville, Tenn.	L	0-3
Sept. 30	#15 Florida	Baton Rouge	L	0-3
Oct. 6	Tennessee	Baton Rouge	L	1-3
Oct. 9	at Georgia	Athens, Ga.	L	0-3
Oct. 14	at Mississippi State	Starkville, Miss.	W	1-0
Oct. 20	#11 Auburn	Baton Rouge	L	1-2
Oct. 23	Alabama	Baton Rouge	T	0-0
Oct. 27	#20 Arkansas	Baton Rouge	L	0-2



BRIAN LEE

2005-PRESENT



YEAR	OVERALL	SEC
2005	8-10-2	3-7-1 (3rd SEC West)
2006	9-8-3	4-4-3 (3rd SEC West)
2007	12-5-7	5-2-4 (SEC West Champions)
2008	14-4-2	7-3-1 (SEC West Champions)
2009	15-4-5	8-2-1 (SEC West Champions)
2010	8-8-5	4-4-3 (2nd SEC West)
2011	13-8-1	8-3-0 (SEC West Champions)
2012	9-8-4	5-6-2 (4th SEC West)
2013	9-9-2	5-5-1 (T-6th SEC Overall)
2014	5-13-2	1-9-1 (13th SEC Overall)
2015	13-6-4	5-4-2 (7th SEC Overall)
2016	7-11-1	2-8-1 (12th SEC Overall)
Totals	122-94-38	57-57-20

GEORGE FOTOPOULOS


2000-2004



YEAR	OVERALL	SEC
2000	15-6-0	5-4 (2nd SEC West)
2001	7-8-3	1-6-2 (6th SEC West)
2002	12-5-3	2-3-3 (3rd SEC West)
2003	10-9-1	2-7 (6th SEC West)
2004	8-11-1	2-8-1 (6th SEC West)
Totals	52-39-8	12-28-6

DANIELLE FOTOPOULOS

2004



YEAR	OVERALL	SEC
2004	8-11-1	2-8-1 (6th SEC West)
Totals	8-11-1	2-8-1

GREGG BOGGS

1997-1999



YEAR	OVERALL	SEC
1997	0-18	0-8 (6th SEC West)
1998	8-11-2	3-5 (2nd SEC West)
1999	4-15-1	2-7 (6th SEC West)
Totals	12-44-3	5-20

MIRIAM HICKEY

1995-1996



YEAR	OVERALL	SEC
1995	11-9-1	5-3 (2nd SEC West)
1996	11-8	2-6 (5th SEC West)
Totals	22-17-1	7-9

LSU VS. ALL OPPONENTS

OPPONENT	RECORD VS.
Alabama	7-11-4
Alabama A&M	3-0
Arkansas	14-6-2
Arkansas-Little Rock	2-1
Auburn	8-17-1
Auburn-Montgomery	1-0
Ball State	0-0-1
Belmont	1-0
Birmingham Southern	1-0-1
Butler	1-0
BYU	2-1-1
Centenary	2-1
Central Florida	0-0-1
Clemson	0-1
Colgate	0-1
College of Charleston	2-0
Colorado	0-2-1
Colorado College	0-1
Coastal Carolina	1-0
Creighton	0-2
Davidson	0-1
Dayton	0-1
Duke	1-1-1
Embry-Riddle	1-0
Florida	1-17-2
Florida International	0-0-1
Florida State	1-2-1
George Washington	0-1
Georgia	6-10-2
Houston	3-0-1
Illinois	0-1
Illinois State	1-0
Indiana	2-0
Jackson State	2-0
Jacksonville State	1-0
Kansas	0-1
Kentucky	6-12-2
Lamar	1-0
Louisiana-Lafayette	9-0
Louisiana-Monroe	4-0-1
Louisiana Tech	2-0
Loyola-Chicago	1-0
Loyola (Md.)	1-0
Loyola (N.D.)	1-0
Maryland	0-1
Marquette	1-1
Md.-Baltimore County	1-0
McNeese State	8-1
Memphis	4-3
Miami (Fla.)	1-1
Minnesota	1-1
Mississippi State	19-2-1
Missouri	4-1
Navy	0-1
New Mexico	0-0-1
Nicholls	6-1
North Carolina	0-1
North Carolina State	0-3
North Texas	0-2
Northwestern	1-0
Northwestern State	4-0-1
Ohio State	0-1
Oklahoma	5-0-1
Oklahoma State	0-2
Ole Miss	9-10-4
Oregon	2-1
Oregon State	0-1
Pepperdine	0-0-1
Rice	1-2-1
Sam Houston State	1-0
Samford	1-0
San Diego	0-1
Saint Mary's	0-1
San Francisco	0-1
South Alabama	5-5
South Carolina	2-11-6
South Florida	1-0
Southeastern La.	5-1
Southern	3-0
Southern California	1-0
Southern Methodist	0-3
Southern Miss	3-0
Stephen F. Austin	4-1-1
Stetson	1-0
Tennessee	4-13-3
Texas	0-3-1
Texas A&M	0-6-1
Texas Christian	1-2-1
Texas Tech	1-1
Troy	3-0
Tulane	3-3-1
Vanderbilt	7-10-3
Villanova	0-1
Virginia Tech	0-2
Wake Forest	0-2
Washington	0-1
Western Kentucky	2-0
Wyoming	1-0

FIRST GAME

1995 - Alabama, 2-0
2000 - LSU, 10-1
1995 - LSU, 2-1
1995 - LSU, 5-0
1995 - LSU, 2-1
2001 - LSU, 4-1
2015 - Draw, 1-1
2005 - LSU, 2-0
2003 - LSU, 3-0
2016 - LSU, 2-1
2008 - LSU, 4-1
1995 - Centenary, 4-0
2009 - Draw, 0-0
1998 - Clemson, 7-0
2016 - Colgate, 2-1
2007 - LSU, 4-0
1996 - Colorado, 2-1
1997 - Colorado College, 3-0
2003 - LSU, 2-1
1996 - Creighton, 3-1
2007 - Davidson, 3-0
2004 - Dayton, 3-0
2009 - Draw, 2-2
2000 - LSU, 2-0
1995 - Florida, 7-0
2012 - Draw, 0-0
1995 - Draw, 1-1
2016 - George Washington, 3-1
1996 - Georgia, 3-1
2006 - LSU, 6-1
2010 - Illinois, 1-0
1996 - LSU, 5-0
2015 - LSU, 4-0
2003 - LSU, 12-0
1996 - LSU, 5-1
1995 - Kansas, 2-1
1995 - Kentucky, 4-0
2016 - LSU, 4-0
2000 - LSU, 4-0
1999 - LSU, 5-0
2007 - LSU, 2-0
2008 - LSU, 2-1
2003 - LSU, 2-0
2002 - LSU, 7-0
1998 - Maryland, 7-0
2014 - Marquette, 2-1
1995 - LSU, 2-1
1996 - LSU, 9-0
1995 - LSU, 5-0
2002 - Miami, 1-0
2013 - Minnesota, 2-1
1995 - LSU, 2-0
2012 - LSU, 3-1
2006 - Navy, 2-0
1998 - Draw, 2-2
1999 - LSU, 6-0
2009 - North Carolina, 1-0
1997 - NC State, 2-0
1995 - North Texas, 4-2
2008 - LSU, 2-0
1998 - LSU, 2-0
2004 - Ohio State, 4-0
1996 - LSU, 2-0
1999 - Oklahoma State, 3-1
1995 - LSU, 2-0
2005 - Oregon, 2-0
2005 - Oregon State, 2-1 (OT)
2011 - Draw, 1-1
2011 - Rice, 1-0 (2OT)
2006 - LSU, 6-0
2007 - LSU, 1-0 (2OT)
1999 - San Diego, 7-0
1997 - St. Mary's, 3-0
1997 - San Francisco, 3-1
1995 - South Alabama, 2-1 (OT)
1995 - LSU, 1-0
2009 - LSU, 2-1
1995 - LSU, 5-0
2003 - LSU, 9-0
2013 - LSU, 1-0
1997 - SMU, 7-0
2006 - LSU, 2-1
1995 - LSU, 6-0
2000 - LSU, 2-0
1996 - Tennessee, 4-2
2001 - Texas, 4-0
2009 - Draw, 1-1
1998 - LSU, 3-0
1995 - Texas Tech, 2-1
2000 - LSU, 4-0
1996 - LSU, 6-2
1995 - Vanderbilt, 6-0
2006 - Villanova, 1-0 (2OT)
2010 - Virginia Tech, 1-0
1998 - Wake Forest, 5-0
2008 - Washington, 3-2 (OT)
2015 - LSU, 4-1
2004 - LSU, 1-0

LAST GAME

2016 - Draw, 0-0
2002 - LSU, 9-0
2016 - Arkansas, 2-0
1997 - Ark-Little Rock, 2-0
2016 - Auburn, 2-1
2001 - LSU, 4-1
2015 - Draw, 1-1
2005 - LSU, 2-0
2005 - Draw, 1-1
2016 - LSU, 2-1
2014 - LSU, 4-3
2008 - LSU, 7-0
2009 - Draw, 0-0
1998 - Clemson, 7-0
2016 - Colgate, 2-1
2016 - LSU, 1-0
2004 - Colorado, 4-1
1997 - Colorado College, 3-0
2003 - LSU, 2-1
1997 - Creighton, 2-1
2007 - Davidson, 3-0
2004 - Dayton, 3-0
2015 - LSU, 1-0
2000 - LSU, 2-0
2016 - Florida, 3-0
2012 - Draw, 0-0
2007 - Florida State, 4-0
2016 - George Washington, 3-1
2016 - Georgia, 3-0
2012 - LSU, 2-0
2010 - Illinois, 1-0
1996 - LSU, 5-0
2016 - LSU, 3-0
2005 - LSU, 4-0
1996 - LSU, 5-1
1995 - Kansas, 2-1
2015 - LSU, 2-1
2016 - LSU, 4-0
2011 - LSU, 3-0
2013 - LSU, 6-0
2013 - LSU, 1-0
2008 - LSU, 2-1
2003 - LSU, 2-0
2002 - LSU, 7-0
1998 - Maryland, 7-0
2015 - LSU, 5-1
1995 - LSU, 2-1
2011 - LSU, 1-0
2012 - LSU, 2-1
2007 - LSU, 4-1
2015 - LSU, 1-0
2016 - LSU, 1-0
2015 - LSU, 2-1
2006 - Navy, 2-0
1998 - Draw, 2-2
2014 - LSU, 3-0
2009 - North Carolina, 1-0
2012 - NC State, 2-1
1998 - North Texas, 3-0
2008 - LSU, 2-0
2015 - Draw, 1-1
2004 - Ohio State, 4-0
2012 - LSU, 1-0 (2OT)
2000 - Oklahoma State, 2-0
2016 - LSU, 3-0
2015 - LSU, 2-1
2005 - Oregon State, 2-1 (OT)
2011 - Draw, 1-1
2014 - Rice, 1-0
2006 - LSU, 6-0
2007 - LSU, 1-0 (2OT)
1999 - San Diego, 7-0
1997 - St. Mary's, 3-0
1997 - San Francisco, 3-1
2015 - South Alabama, 4-0
2016 - South Carolina, 3-1
2009 - LSU, 2-1
2004 - LSU, 3-0
2005 - LSU, 4-0
2013 - LSU, 1-0
2006 - SMU, 2-0
2009 - LSU, 3-0
2014 - Draw, 0-0
2000 - LSU, 2-0
2016 - Tennessee, 3-1
2007 - Draw, 2-2
2016 - Texas A&M, 3-0
2014 - TCU, 2-0
2000 - LSU, 2-1
2014 - LSU, 2-0
2004 - LSU, 2-1 (OT)
2016 - Vanderbilt, 3-0
2006 - Villanova, 1-0 (2OT)
2016 - Virginia Tech, 1-0
2010 - Wake Forest, 3-1
2008 - Washington, 3-2 (OT)
2016 - LSU, 1-0
2004 - LSU, 1-0

ALL-AMERICANS

YEAR	PLAYER	TEAM
2006	Michelle Makasini	Soccer Buzz Second-Team Freshman All-American
2006	Chelsea Potts	Soccer Buzz Fourth-Team Freshman All-American
2007	Taryne Boudreau	Soccer Buzz Third-Team Freshman All-American
2007	Michelle Makasini	TopDrawerSoccer.com Honorable Mention All-American
2007	Malorie Rutledge	TopDrawerSoccer.com Honorable Mention All-American
2007	Rachel Yeppez	TopDrawerSoccer.com Honorable Mention All-American
2008	Mo Isom	Soccer Buzz Third-Team Freshman All-American
2008	Malorie Rutledge	TopDrawerSoccer.com Second-Team All-American NSCAA/adidas Third-Team All-American Soccer Buzz Third-Team All-American
2009	Malorie Rutledge	TopDrawerSoccer.com First-Team All-American NSCAA/adidas Third-Team All-American
2013	Summer Clarke	Soccer America NCAA Second-Team All-Freshman TopDrawerSoccer.com Freshman Best XI Second-Team
2013	Emma Fletcher	Soccer America NCAA Second-Team All-Freshman TopDrawerSoccer.com Freshman Best XI First-Team
2013	Megan Lee	TopDrawerSoccer.com Freshman Best XI Second-Team



Chelsea Potts

ALL-SEC SELECTIONS

YEAR	PLAYER	TEAM
1995	Stephanie Williams	Second Team
1996	Jackie Cooper	Second Team
1999	Ashley Mitnick	Second Team
2000	Ashley Mitnick	Second Team
2001	Artie Brown	Second Team
2001	Ashley Mitnick	Second Team
2002	Mandy Heintz	Second Team
2002	Stephanie Keating	Second Team
2002	Ashley Mitnick	Second Team
2004	Chelsea Agar	Scholar-Athlete of the Year
2004	Stacy Bishop	Second Team
2004	Artie Brown	First Team
2005	Melissa Clarke	Second Team; All-Freshman Team
2006	Roslyn Jones	Second Team
2006	Michelle Makasini	All-Freshman Team
2006	Chelsea Potts	Second Team; All-Freshman Team
2006	Malorie Rutledge	All-Freshman Team
2007	Taryne Boudreau	All-Freshman Team
2007	Michelle Makasini	First Team
2007	Chelsea Potts	Second Team
2007	Malorie Rutledge	First Team
2007	Caroline Vanderpool	All-Tournament Team
2007	Valerie Vogler	All-Tournament Team
2008	Nikki Bush	All-Tournament Team
2008	Melissa Clarke	Second Team
2008	Casey Crawford	All-Tournament Team
2008	Mo Isom	All-Freshman Team
2008	Malorie Rutledge	SEC Offensive Player of the Year; First Team
2009	Carlisle Banks	All-Freshman Team
2009	Nikki Bush	All-Tournament Team
2009	Allysha Chapman	Second Team
2009	Melissa Clarke	Second Team; All-Tournament Team
2009	Chelsea Potts	First Team
2009	Malorie Rutledge	SEC Offensive Player of the Year; First Team; All-Tournament Team
2010	Allysha Chapman	First Team
2010	Addie Eggleston	All-Freshman Team; All-Tournament Team
2010	Megan Kinneman	All-Freshman Team; All-Tournament Team
2011	Alex Arlitt	All-Freshman Team
2011	Taryne Boudreau	First Team
2011	Jodi Calloway	All-Freshman Team
2011	Allysha Chapman	Co-Defensive Player of the Year; First Team
2011	Natalie Martineau	Second Team
2012	Jade Kovacevic	Second Team; All-Freshman Team
2013	Summer Clarke	Second Team; All-Freshman Team
2013	Emma Fletcher	Second Team; All-Freshman Team
2013	Megan Lee	Second Team
2014	Jorian Baucom	All-Freshman Team
2014	Alexis Urch	All-Freshman Team
2015	Alex Arlitt	All-Tournament Team
2015	Jorian Baucom	First Team
2015	Summer Clarke	First Team
2015	Natalia Gomez-Junco	All-Tournament Team
2015	Alex Thomas	All-Freshman Team
2016	Summer Clarke	Second Team

SEC WEEKLY AWARDS

DATE	PLAYER	AWARD
Sept. 16, 2002	Mandy Heintz	Offensive Player of the Week
Oct. 3, 2004	Valerie Vogler	Defensive Player of the Week
Nov. 1, 2005	Melissa Clarke	Freshman of the Week
Sept. 4, 2006	Michelle Makasini	Offensive Player of the Week Freshman of the Week
Sept. 18, 2006	Michelle Makasini	Freshman of the Week
Sept. 25, 2006	Michelle Makasini	Freshman of the Week
Oct. 30, 2006	Michelle Makasini	Freshman of the Week
Sept. 24, 2007	Rachel Yepez	Offensive Player of the Week
Oct. 8, 2007	Michelle Makasini	Offensive Player of the Week
Sept. 2, 2008	Mo Isom	Defensive Player of the Week Freshman of the Week
Sept. 22, 2008	Mo Isom	Defensive Player of the Week Freshman of the Week
Oct. 13, 2008	Malorie Rutledge	Offensive Player of the Week
Sept. 28, 2009	Carlie Banks	Freshman of the Week
Sept. 28, 2009	Rachel Yepez	Offensive Player of the Week
Oct. 5, 2009	Melissa Clarke	Offensive Player of the Week
Oct. 19, 2009	Carlie Banks	Freshman of the Week
Nov. 2, 2009	Malorie Rutledge	Offensive Player of the Week
Aug. 23, 2010	Addie Eggleston	Freshman of the Week
Sept. 13, 2010	Allysha Chapman	Defensive Player of the Week
Oct. 4, 2010	Megan Kinneman	Freshman of the Week
Sept. 12, 2011	Jodi Calloway	Defensive Player of the Week
Sept. 19, 2011	Mo Isom	Defensive Player of the Week
Sept. 26, 2011	Taryne Boudreau	Co-Offensive Player of the Week
Oct. 3, 2011	Taryne Boudreau	Offensive Player of the Week
Oct. 1, 2012	Megan Kinneman	Defensive Player of the Week
Oct. 1, 2012	Tori Sample	Freshman of the Week
Oct. 26, 2012	Jade Kovacevic	Freshman of the Week
Sept. 10, 2013	Megan Kinneman	College Sports Madness SEC Player of the Week
Sept. 30, 2013	Emma Fletcher	Freshman of the Week
Oct. 7, 2013	Summer Clarke	Offensive Player of the Week
Oct. 7, 2013	Emma Fletcher	Freshman of the Week
Sept. 14, 2015	Jorian Baucom	Offensive Player of the Week
Sept. 21, 2015	Natalia Gomez-Junco	Defensive Player of the Week
Oct. 19, 2015	Catalina Rubiano	Defensive Player of the Week
Oct. 30, 2015	Jorian Baucom	Offensive Player of the Week

ALL-REGION SELECTIONS

YEAR	PLAYER	TEAM
1999	Ashley Mitnick	Soccer Buzz Central Region All-Freshman Team
2000	Ashley Mitnick	Soccer Buzz Second-Team All-Central Region
2002	Ashley Mitnick	Soccer Buzz Third-Team All-Central Region
2002	Tara Mitnick	Soccer Buzz Central Region All-Freshman Team
2003	Tara Mitnick	Soccer Buzz Third-Team All-Central Region
2004	Artie Brown	Soccer Buzz Third-Team All-Central Region
2005	Melissa Clarke	Soccer Buzz Central Region All-Freshman Team
2006	Michelle Makasini	Soccer Buzz Central Region All-Freshman Team
2006	Chelsea Potts	Soccer Buzz Third-Team All-Central Region
2007	Taryne Boudreau	Soccer Buzz Central Region All-Freshman Team
2007	Michelle Makasini	NSCAA/adidas First-Team All-Central Region Soccer Buzz Second-Team All-Central Region
2007	Chelsea Potts	NSCAA/adidas Third-Team All-Central Region Soccer Buzz First-Team All-Central Region
2007	Malorie Rutledge	NSCAA/adidas First-Team All-Central Region Soccer Buzz First-Team All-Central Region
2007	Rachel Yepez	NSCAA/adidas Third-Team All-Central Region Soccer Buzz Second-Team All-Central Region
2008	Melissa Clarke	NSCAA/adidas Second-Team All-Central Region Soccer Buzz Second-Team All-Central Region
2008	Mo Isom	Soccer Buzz Central Region All-Freshman Team
2008	Malorie Rutledge	NSCAA/adidas First-Team All-Central Region Soccer Buzz First-Team All-Central Region
2008	Rachel Yepez	Soccer Buzz Third-Team All-Central Region
2009	Allysha Chapman	NSCAA/adidas Third-Team All-South Region
2009	Melissa Clarke	NSCAA/adidas First-Team All-South Region
2009	Chelsea Potts	NSCAA/adidas Second-Team All-South Region
2009	Malorie Rutledge	NSCAA/adidas First-Team All-South Region
2010	Allysha Chapman	NSCAA/adidas Third-Team All-South Region

2011	Allysha Chapman	NSCAA First-Team All-South Region
2013	Summer Clarke	NSCAA Third-Team All-South Region
2013	Emma Fletcher	NSCAA Third-Team All-South Region
2015	Jorian Baucom	NSCAA First-Team All-South Region
2015	Summer Clarke	NSCAA Second-Team All-South Region
2015	Natalia Gomez-Junco	NSCAA Second-Team All-South Region

LSWA ALL-LOUISIANA SELECTIONS

YEAR	PLAYER	TEAM
2000	Kara Dean	Louisiana Player of the Year; First Team
2001	Artie Brown	Louisiana Freshman of the Year; First Team
2002	Mandy Heintz	Louisiana Player of the Year; First Team
2002	Stephanie Keating	First Team
2003	Stacy Bishop	Louisiana Freshman of the Year; First Team
2003	Stephanie Keating	First Team
2003	Kate Ripple	Honorable Mention
2004	Chelsea Agar	Honorable Mention
2004	Stacy Bishop	First Team
2004	Artie Brown	First Team
2004	Valerie Vogler	Honorable Mention
2005	Melissa Clarke	Louisiana Player of the Year; First Team
2005	Kate Ripple	First Team
2005	Caroline Vanderpool	First Team
2006	Roslyn Jones	First Team
2006	Michelle Makasini	Louisiana Player & Freshman of the Year; First Team
2006	Chelsea Potts	First Team
2006	Malorie Rutledge	First Team
2007	Taryne Boudreau	First Team
2007	Roslyn Jones	Honorable Mention
2007	Brian Lee	Louisiana Coach of the Year
2007	Michelle Makasini	First Team
2007	Chelsea Potts	First Team
2007	Malorie Rutledge	First Team
2007	Valerie Vogler	Honorable Mention
2007	Rachel Yepez	First Team
2008	Melissa Clarke	First Team
2008	Mo Isom	Louisiana Freshman of the Year; First Team
2008	Roslyn Jones	First Team
2008	Brian Lee	Louisiana Coach of the Year
2008	Malorie Rutledge	First Team
2008	Rachel Yepez	First Team
2009	Carlie Banks	First Team
2009	Allysha Chapman	Louisiana Newcomer of the Year; Honorable Mention
2009	Melissa Clarke	First Team
2009	Mo Isom	Honorable Mention
2009	Chelsea Potts	First Team
2009	Malorie Rutledge	Louisiana Player of the Year; First Team
2010	Allysha Chapman	Louisiana Player of the Year; First Team
2010	Addie Eggleston	Honorable Mention
2010	Megan Kinneman	Honorable Mention
2010	Natalie Martineau	Louisiana Newcomer of the Year; Honorable Mention
2011	Alex Arlitt	Honorable Mention
2011	Taryne Boudreau	Louisiana Player of the Year; First Team
2011	Jodi Calloway	Honorable Mention
2011	Allysha Chapman	First Team
2011	Mo Isom	First Team
2011	Brian Lee	Louisiana Coach of the Year
2011	Natalie Martineau	First Team
2012	Alex Arlitt	First Team
2012	Megan Kinneman	Honorable Mention
2012	Jade Kovacevic	First Team
2012	Fernanda Pina	Honorable Mention
2013	Summer Clarke	First Team
2013	Emma Fletcher	Louisiana Freshman of the Year; First Team
2013	Megan Lee	Honorable Mention
2014	Jorian Baucom	Louisiana Freshman of the Year; First Team
2014	Jordane Carvery	Honorable Mention
2015	Jorian Baucom	Louisiana Co-Player of the Year; First Team
2015	Summer Clarke	First Team
2015	Natalia Gomez-Junco	First Team
2015	Debbie Hahn	Honorable Mention
2015	Alex Thomas	Louisiana Freshman of the Year
2016	Jorian Baucom	First Team
2016	Summer Clarke	First Team
2016	Jordane Carvery	Honorable Mention
2016	Marlena Cutura	Louisiana Freshman of the Year

ACADEMIC ALL-AMERICANS

YEAR	PLAYER	TEAM
2002	Mandy Heintz	Verizon Wireless Academic All-American
2003	Chelsea Agar	CoSIDA Third-Team Academic All-American
2004	Chelsea Agar	ESPN Academic All-American
2009	Chelsea Potts	NSCAA/adidas Women's College Scholar All-America Third Team

ACADEMIC ALL-DISTRICT

YEAR	PLAYER	TEAM	ORGANIZATION
2002	Mandy Heintz	First Team	Verizon
2003	Chelsea Agar	First Team	CoSIDA
2004	Chelsea Agar	First Team	CoSIDA
2004	Artie Brown	Second Team	CoSIDA
2006	Caroline Vanderpool	Second Team	NSCAA
2007	Roslyn Jones	Third Team	ESPN The Magazine
2007	Caroline Vanderpool	Second Team	ESPN The Magazine
2007	Valerie Vogler	Second Team	ESPN The Magazine
2008	Roslyn Jones	First Team	ESPN The Magazine
2010	Courtney Alexander	Second Team	ESPN The Magazine
2010	Carlie Banks	Second Team	ESPN The Magazine
2011	Carlie Banks	First Team	CoSIDA
2011	Natalie Ieyoub	Second Team	CoSIDA
2013	Alex Arlitt	First Team	CoSIDA
2015	Natalia Gomez-Junco	Second Team	NSCAA

NATIONAL PLAYERS OF THE WEEK

DATE	PLAYER	AWARD
Oct. 9, 2007	Michelle Makasini	Soccer America Women's National Player of the Week
Sept. 2, 2008	Mo Isom	Soccer America Women's National Player of the Week
Sept. 28, 2009	Rachel Yopez	Soccer America Women's National Player of the Week
Oct. 8, 2013	Summer Clarke	TopDrawerSoccer.com National Player of the Week

NATIONAL TEAMS OF THE WEEK

DATE	PLAYER	AWARD
Oct. 8, 2002	Mandy Heintz	Soccer Buzz National Elite Team of the Week
Oct. 17, 2006	Roslyn Jones	Top Drawer Soccer Women's College Team of the Week
Sept. 11, 2007	Rachel Yopez	Soccer Buzz National Elite Team of the Week Top Drawer Soccer Women's College Team of the Week
Sept. 25, 2007	Rachel Yopez	Soccer America Women's National Team of the Week Soccer Buzz National Elite Team of the Week
Oct. 9, 2007	Michelle Makasini	Soccer America Women's National Team of the Week Soccer Buzz National Elite Team of the Week Top Drawer Soccer Women's College Team of the Week
Sept. 2, 2008	Mo Isom	Soccer America Women's National Team of the Week Soccer Buzz National Elite Team of the Week
Oct. 15, 2008	Malorie Rutledge	Soccer America Women's National Team of the Week Soccer Buzz National Elite Team of the Week Top Drawer Soccer Women's College Team of the Week
Oct. 22, 2008	Malorie Rutledge	Soccer Buzz National Elite Team of the Week
Nov. 3, 2008	Melissa Clarke	Top Drawer Soccer Women's College Team of the Week
Aug. 31, 2009	Nikki Bush	Top Drawer Soccer Women's College Team of the Week
Sept. 28, 2009	Malorie Rutledge	Top Drawer Soccer Women's College Team of the Week
Sept. 28, 2009	Rachel Yopez	Soccer America Women's National Team of the Week Top Drawer Soccer Women's College Team of the Week
Sept. 29, 2009	Carlie Banks	Top Drawer Soccer Women's College Team of the Week
Nov. 2, 2009	Malorie Rutledge	TopDrawerSoccer.com Women's College Team of the Week
Nov. 10, 2009	Mo Isom	CollegeSoccer360.com Primetime Performer of the Week
Aug. 24, 2010	Addie Eggleston	TopDrawerSoccer.com Women's College Team of the Week
Sept. 14, 2010	Allysha Chapman	CollegeSoccer360.com Primetime Performer of the Week
Sept. 14, 2011	Jodi Calloway	Soccer America Women's National Team of the Week
Sept. 28, 2011	Taryne Boudreau	Soccer America Women's National Team of the Week
Oct. 4, 2011	Allysha Chapman	College Soccer360.com Primetime Performer of the Week
Oct. 5, 2011	Taryne Boudreau	Soccer America Women's National Team of the Week
Oct. 23, 2012	Alex Arlitt	CollegeSoccer360.com Primetime Performer of the Week
Oct. 8, 2013	Summer Clarke	CollegeSoccer360.com Primetime Performer of the Week TopDrawerSoccer.com Women's College Team of the Week
Oct. 8, 2013	Emma Fletcher	TopDrawerSoccer.com Women's College Team of the Week
Sept. 1, 2015	Alex Arlitt	CollegeSoccer360.com Primetime Performer of the Week TopDrawerSoccer.com Women's College Team of the Week
Sept. 22, 2015	Natalia Gomez-Junco	TopDrawerSoccer.com Women's College Team of the Week
Sept. 6, 2016	Jorian Baucom	TopDrawerSoccer.com Women's College Team of the Week
Sept. 20, 2016	Jorian Baucom	TopDrawerSoccer.com Women's College Team of the Week



A

Accomando, Angela (1995, '96, '97)
 Agar, Chelsea (2001, '02, '03, '04)
 Alcoser, Nazily (2008, '09)
Alfeld, Lily (2014, '15, '16)
 Alexander, Courtney (2009, '10)
 Anderson, Meagan (1998)
 Anderson, Nina (2010, '11, '12, '13)
 Anderson, Stephanie (1995, '96)
 Arlitt, Alex (2011, '12, '13, '15)
 Atwell, Abby (2000)

B

Banks, Carlie (2009, '10, '11, '12)
 Barnes, Lea (2016)
 Baucom, Jorian (2014, '15, '16)
 Bech, Brenna (1995, '96)
 Bennett, Meg (1998 '99)
 Benson, Sarah (2007)
 Best, Christina (2003)
 Bishop, Stacy (2003, '04)
 Blades, Kaley (2011, '12)
 Boudreau, Taryne (2007, '09, '10, '11)
 Bourgeois, Elise (2006)
 Bowman, Katy (2000)
Brockmeier, Caroline (2016)
 Brown, Artie (2001, '02, '03, '04)
 Bruce, Kristi (1995, '96)
 Bush, Nikki (2006, '07, '08, '09)

C

Cadenhead, Sara (2002)
 Calloway, Jodi (2011, '12, '13)
 Calvin, Katie (2000)
 Campbell, Gracie (2013, '14, '15)
 Cancienne, Emily (2010, '11, '12, '13)
Cantrill, Caitlin (2016)
 Carreno, Amanda (2006, '07, '08, '09)
Carvery, Jordane (2014, '15, '16)
 Chapman, Allysha (2009, '10, '11)
 Cherry, Kayce (1996)
Clarke, Jade (2016)
 Clarke, Melissa (2005, '07, '08, '09)
 Clarke, Summer (2013, '14, '15, '16)
 Cook, Alex (2011)
 Cook, Amanda (1995, '96, '97, '98)
 Cooper, Jackie (1995, '96)
 Crawford, Casey (2006, '07, '08)
 Culpepper, Leigh (2002)
Cutura, Marlana (2016)

D

Davis, Holly (2004, '05)
 Dean, Kara (1999, 2000, '01)
 DeCespedes, Michelle (2003, '04)
 deHay, Jen (2000, '02, '03)
 Deitering, Gina (2000)
 Delage, Angie (1998)
 DesOrmeaux, Robyn (2001, '02, '03, '04)
 Dexter, Kasey (2000, '01, '02, '03)
 Didier, Jill (1999)
 Drake, Suzanne (2001, '02, '03, '04)

E

Eggleston, Addie (2010, '11, '12, '13)
 Ellender, Caroline (1999, 2000)
 Emerson, Haley (2012, '14)

F

Fletcher, Emma (2013, '14)
 Ford, Stephanie (2003, '04)
 Frischhertz, Kristin (2002)
Funderburk, Sara (2016)

G

Gaubert, Sally (1995, '96, '97)
 Gautreaux, Kelly (2009)
 Gibbs, Lexi (2013, '14, '15)
 Gilbert, Sarah (1997, '98, '99, 2000)
 Godbolt, Veronica (2005, '07, '08)
 Gomez-Junco, Natalia (2014, '15)
 Gunning, Ashleigh (2003)
 Gutierrez, Wendy (1997, '98, '99, 2000)

H

Hadzic, Julie (2001, '02)
Hahn, Debbie (2015, '16)
 Haman, Christine (2002, '03, '04)
 Hartman, Rachel (2006)
 Hastings, Marie (2004, '05, '06)
 Heintz, Mandy (1999, 2000, '01, '02)
Higgins, Zoe (2016)
 Holladay, Allison (1995)
Howard, Nicole (2016)
 Huntzinger, Amanda (1998, '99)

I

Ieyoub, Natalie (2009, '10, '11, '12)
 Isom, Mo (2008, '09, '10, '11)
 Iver, Leeza (2005, '06)

J

Jacobsen, Brooke (1995)
 Jacqmin, Megan (2002)
 Jobe, Hannah (2008, '10)
 Johnson, Rikki (1995, '96, '97, '98)
 Johnson, Tricia (2009, '10)
 Jones, Katie (2000)
 Jones, Roslyn (2005, '06, '07, '08)

K

Keath, Danielle (2001, '02, '03, 04)
 Keating, Stephanie (2002, '03)
 Keenan, Suzanna (1998, '99)
 Keenlside, Kristina (1999)
 King, Jennifer (2001)
 King, Jessica (2001)
 Kinneman, Megan (2010, '11, '12, '13)
 Klatter, Laura (2000, '01, '02, '03)
 Kovacevic, Jade (2012)
 Krupa, Sara (1998, '99)

L

Lagow, Katherine (2006, '07, '08, '09)
 Lanclos, Aja (1997)
 Lee, Megan (2013, '14, '15, '16)
 Lindsay, Somalia (2000)
 Linzay, Hannah (2009)
 Lowe, Brittany (2006, '07, '08, '09)
 Lubin, Reyna (2009, '10, '11, '12)
 Lum, Lindsay (2007)
 Luparello, Catherine (2009, '10)

M

Maffei, Colby (2012)
 Magee, Heather (2012, '13, '14, '15)
 Makasini, Michelle (2006, '07, '08)
 Maldonado, Gabriela (2015, '16)
 Marschall, Elizabeth (2000, '01, '02, '03)
 Martineau, Natalie (2010, '11)
 Mason, Amy (1996, '97)
 McDougall, Stacie (2001, '02, '05)
 McGovern, Leigh (1999, 2000, '01, '02)
 McKinney, Michelle (1995, '96)
 McLain, Shannon (2010, '11, '12)
 McLaughlin, Mariel (2013, '14, '15)
 McLaughlin, Nicole (2011, '12, '13)
 Meckfessel, Emma (2014, '15)
 Meesey, Heather (1998)
 Mendoza, Ana (1995)
 Miller, Shannon (1995, '96)
 Mitnick, Ashley (1999, 2000, '01, '02)
 Mitnick, Tara (2002, '03, '04, '05)
 Montevirgen, Shelli (1995, '96)
 Moseley, Jackie (2005, '06, '07, '08)
 Murphy, Danielle (2010, '11, '12, '13)
 Murphy, Kellie (2008, '09, '10, '11)

N

Narum, Kendall (2010)
 Neumann, Julie (2003, '04, '05, '06)
 Newton, Lisa (2002, '04, '05)

O

Olinde, Jennifer (2015)
 Otilio, Bonnie (1999, 2000, '01)

P

Parker, Jordan (2003, '04)
 Pavlick, Kristen (2014)
 Perry, Dione (1995, '96, '97, '98)
 Phillips, Joleen (2003, '04, '05, '06)
 Picken, Lynsey (1996)
 Pina, Fernanda (2012, '13, '14, '15)
 Pitre, Julie (1999)
Pitre, Christyna (2014, '16)
 Pollock, Sara (2004, '05, '06, '07)
 Pongetti, Rebecca (2013)
 Porter, Amy (2010)
 Potts, Brittany (2008)
 Potts, Chelsea (2006, '07, '08, '09)
 Powers, Jessica (1995, '96)
 Prichard, Laura (1998, '99)

Q

Quick, Wendy (1996, '97)

R

Ramsey, Alex (2010, '11, '12, '13)
 Ramsey, Madeline (2014, '15)
 Ranken, Catherine (1995, '96, '97, '98)
 Richards, Kennedy (2006, '07)
 Ripple, Kate (2003, '04, '05)
 Rojas, Melissa (2000)
 Rubiano, Catalina (2014, '15)
 Rutledge, Malorie (2006, '07, '08, '09)

S

Sample, Tori (2012, '13, '14)
 Sanderson, Sammy (2005)
 Sausser, Mallery (2001)
 Schmidt, Donna (1995)
 Sheehan, Delaney (2015, '16)
 Shelton, Melissa (1999, 2000, '01, '02)
 Snoddy, Fiona (2015)
 Sprung, Nicole (2000)
 Steakley, Lia (1997)
Stiebing, Chelsea (2015, '16)
 Stubbs, Kelly (1996)
 Sutherland, Elena (2004, '05)

T

Thomas, Alex (2015, '16)
 Thomas, Katie (1996, '97, '98, '99)

U

Urch, Alexis (2014)

V

Vanderpool, Caroline (2004, '05, '06, '07)
 Vaughan, Kathi (1995, '96)
 Volger, Valerie (2004, '05, '06, '07)

W

Walsh, Kathleen (2006, '07)
 Warnock, Bryna (1999, 2000)
Weber, Ellie (2016)
 West, Haley (2008)
 Williams, Ella (2014, '15)
 Williams, Stephanie (1995, '96)

Y

Yepez, Rachel (2006, '07, '08, '09)

Z

Zimmerman, Colleen (2000, '01)
 Zurburg, Heather (2003)

Bold indicates current team member



Chapman Makes World Cup History for Tigers

Allysha Chapman's dream of representing her native Canada in a World Cup came true when the former LSU Soccer standout was named to head coach John Herdman's 23-player squad wearing the Maple Leaf at the 2015 FIFA Women's World Cup in the team announcement in Montreal on April 28 of that year.

Canada served as the host nation of the 2015 FIFA Women's World Cup as the event was played over a month across the provinces from June 6-July 5 that summer.

LSU Tigers have littered the national team rosters of such nations as the United States, Australia, Canada, Colombia, England, Mexico and New Zealand while competing in various age group World Cups over the past decade, but Chapman made history as the first LSU Soccer star to feature at the highest level of women's soccer worldwide at the FIFA Women's World Cup.

Herdman named Chapman among the 23 players making up the Canadian Women's National Team roster kicking off the tournament against China PR in the opening group stage match for the 2015 FIFA Women's World Cup in Edmonton, Alberta.

CHAPMAN ENJOYS QUICK RISE IN CANADIAN RANKS

Chapman burst onto the scene as one of the first names on John Herdman's team sheet for the Canadian Women's National Team since making her full international debut with the squad last fall back on Oct. 25, 2014, in a friendly match against 2011 World Cup Champion Japan.

"Chappy" has gone on to earn 44 international caps with 32 starts for Canada at

the senior level in that time while leading the defense as the team's starting left back. Her time at the top has been highlighted by scoring her first international goal with the winner in the 51st minute for a 1-0 win over Italy in the semifinal round of the 2015 Cypress Women's Cup.

A three-time All-SEC performer and the 2011 SEC Defensive Player of the Year during her collegiate career, Chapman's professional career has taken off after playing her final season with the Tigers in the fall of 2011. She joined the Houston Dash of the National Women's Soccer League before the 2015 season as an allocated national team player from her former club team Eskilstuna United DFF in Sweden. Chapman played two years with the Dash before being traded to the Boston Breakers in November 2016.

Before reigniting her international career at the senior level, Chapman was a two-year member of Canada's Under-20 Women's National Team, even appearing at the 2008 FIFA U-20 Women's World Cup in Chile.

CHAPMAN LEADS DEFENSIVE CANADA TO TOP OF GROUP A

Chapman helped anchor a Canadian back line that conceded just one goal to its opponents in three group stage matches as the home nation advanced to the

knockout rounds at the 2015 FIFA Women's World Cup with a 1-1 draw against The Netherlands in their third and final group match held at Olympic Stadium in Montreal.

Canada finished atop Group A with five points while also blanking China, 1-0, in the opening match of the tournament and playing New Zealand to a 0-0 draw to earn five points.

China and The Netherlands followed Canada in a tie for second place in the group with four points apiece as the People's Republic secured automatic qualification into the Round of 16 with its head-to-head win with a 1-0 victory in the second round of group matches. As the third-place finishers in Group A, the Dutch also advanced to the knockouts with their overall number of points accumulated and goal difference compared to the third-place finishers in other groups.



CANADA ADVANCES TO WORLD CUP QUARTERFINALS

Thanks to Josée Bélanger's goal in the 52nd minute and Chapman leading a dogged defensive display from the hosts, Canada advanced to the quarterfinals of the 2015 FIFA Women's World Cup with a 1-0 shutout of Switzerland in their Round of 16 match at BC Place Stadium in Vancouver.

With 53,885 supporters on hand at BC Place Stadium – a record crowd for a Canadian men's and women's national team in any sport – Canada earned its place in the World Cup quarterfinals for the first time since 2003 while competing in the knockout rounds for just the second time in six appearances all-time in the tournament.

Following a first half in which both teams failed to find a breakthrough, Bélanger scored the goal that proved to be the winner when she swept home Christine Sinclair's entry from the penalty spot.

With Sinclair crossing a clearance by the Swiss defense back into the area, Bélanger curled a left-footed effort beyond the reach of Swiss goalkeeper Gaëlle Thalmann and

inside the left post to break the deadlock with her first goal for the Canadian senior squad in nearly five years. Bélanger nearly added a second goal late on when she had another shot cleared off the line in the final minutes.

Canada advanced to the quarterfinals where they returned to BC Place Stadium on June 27 to go up against England for the right to advance to the semifinal round.

CHAPMAN, CANADA FALL IN WORLD CUP QUARTERFINAL

Star striker Christine Sinclair pulled a goal back before halftime when she stabbed home a mishandled save by England goalkeeper Karen Bardsley in the 42nd minute, but that was not enough to send the hosts into the semifinals at this year's FIFA Women's World Cup when Canada fell to England, 2-1, in their quarterfinal match in Vancouver.

A quick-fire double from Jodie Taylor in the 11th minute and Lucy Bronze in the 14th minute was enough to send the Lionesses into the World Cup semifinals for the first time in their

history.

With Chapman anchoring a Canadian back line surrendering just one goal in four matches going into their match against England, the hosts were confident for a return to the tournament semifinals for the first time since 2003 when Canada earned its best finish of third place.

Not even the 54,027 fans in attendance at Vancouver's BC Place Stadium could inspire their Maple Leafs to a second-half comeback as Canada pressured late but fell short of a place in the semifinal round to face defending champion Japan. England advanced, but fell to Japan before finishing a nation's-best third place with a 1-0 win over Germany in the Third Place Game.

Chapman locked down the left back spot for Canada throughout this year's FIFA Women's World Cup as she started and played the full 90 minutes in each of the team's five matches through the quarterfinal round.



LSU Tigers on the National Team



LILY ALFELD

FIFA U-17 Women's World Cup Veteran
U-20 New Zealand National Team
U-17 New Zealand National Team
2010 – 2011 – 2012 – 2013 – 2014



JORIAN BAUCOM

U-20 U.S. National Team Player Pool
U-18 U.S. National Team Player Pool
U-17 U.S. National Team Player Pool
2011 – 2012 – 2013 – 2015 – 2016



TARYNE BOUDREAU

FIFA U-20 Women's World Cup Veteran
U-20 Canadian National Team
2006 – 2007 – 2008



JORDANE CARVERY

FIFA U-20 Women's World Cup Veteran
U-20 Canadian National Team
U-17 Canadian National Team
2011 – 2013 – 2014



ALLYSHA CHAPMAN

FIFA Women's World Cup Veteran
Olympic Bronze Medalist
Canadian National Team
U-20 Canadian National Team
2007 – 2008 – 2014 – 2015 – 2016 – 2017




MELISSA CLARKE

U-23 U.S. National Team Player Pool
2009



SUMMER CLARKE

FIFA U-17 Women's World Cup Veteran
Canadian National Team
U-20 Canadian National Team
U-17 Canadian National Team
2012 – 2013 – 2016



EMMA FLETCHER

FIFA U-20 Women's World Cup Veteran
FIFA U-17 Women's World Cup Veteran
U-20 Canadian National Team Player Pool
U-17 New Zealand National Team
2011 – 2012 – 2013 – 2014



NATALIA GOMEZ-JUNCO

FIFA U-20 Women's World Cup Veteran
Mexican National Team
U-20 Mexican National Team
2010 – 2011 – 2012 – 2013 – 2014 – 2016



MO ISOM

U-23 U.S. National Team Player Pool
2009 – 2010



JADE KOVACEVIC

FIFA U-20 Women's World Cup Veteran
FIFA U-17 Women's World Cup Veteran
U-20 Canadian National Team
U-17 Canadian National Team
2010 – 2011 – 2012 – 2013 – 2014



MEGAN LEE

FIFA U-17 Women's World Cup Veteran
New Zealand National Team
U-20 New Zealand National Team
U-17 New Zealand National Team
2010 – 2011 – 2012 – 2013 – 2014



GABRIELA MALDONADO

FIFA U-17 Women's World Cup Veteran
U-20 Colombian National Team
U-17 Colombian National Team
2012 – 2013 – 2014 – 2015 – 2016



FERNANDA PIÑA

FIFA U-17 Women's World Cup Veteran
Mexican National Team Player Pool
U-20 Mexican National Team
U-17 Mexican National Team
2009 – 2010 – 2012 – 2014

LSU Tigers on the National Team



REBECCA PONGETTI

FIFA U-17 Women's World Cup Veteran
U-20 Canadian National Team Player Pool
U-17 Canadian National Team
U-15 Canadian National Team
2009 – 2010 – 2011 – 2012 – 2013



CATALINA RUBIANO

Colombian National Team Player Pool
2014



MALORIE RUTLEDGE

U-23 U.S. National Team Player Pool
2008 – 2009 – 2010



ALEX THOMAS

U-20 U.S. National Team Player Pool
2015 – 2016



CAROLINE VANDERPOOL

FIFA U-20 Women's World Cup Veteran
U-20 Canadian National Team
2005 – 2006 – 2007



ELLA WILLIAMS

UEFA U-17 Women's European Championships Veteran
U-19 England National Team
U-17 England National Team
U-15 England National Team
2011 – 2012 – 2013 – 2014

THE HERMANN TROPHY

MALORIE
RUTLEDGE

'08-'09 HERMANN TROPHY
CANDIDATE

- 3-time All-American
- 2-time SEC Offensive Player of the Year
- 3-time First-Team All-SEC Selection
- 3-time NSCAA/adidas All-Region Selection
- U-23 U.S. Women's National Team Player Pool
- 2010 WPS Draft (13th Overall Pick by Philadelphia Independence)

Each year, the Heisman Trophy Trust presents the famed Heisman Trophy to the most outstanding college football player in the country. In the sport of college soccer, athletes from across the country compete each season for the right to raise the Hermann Trophy as the premier soccer player in the NCAA as presented by the Missouri Athletic Club in St. Louis.

Considered the highest honor in intercollegiate soccer, the recipient of the Hermann Trophy is selected each year by Division I head coaches who are certified members of the National Soccer Coaches Association of America. After releasing the Hermann Trophy Watch List each preseason, the field is then cut to 15 semifinalists in November before three finalists are named prior to the NCAA Women's College Cup in early December.

The LSU Soccer program has been represented on the Hermann Trophy Watch

List twice in its history as former Tiger All-American Malorie Rutledge was recognized as one of the top players in the country by the Missouri Athletic Club. While Rutledge never made the cut as one of the award's 15 semifinalists, she certainly earned a reputation as being one of the elite talents in all of college soccer with a brilliant four-year career from 2006-09.





LSU Board of Supervisors



Ronald R. Anderson
Baton Rouge, La.
Member-at-Large



Glenn J. Armentor
Lafayette, La.
District 3



Scott Ballard
Covington, La.
District 1
Chair



R. Blake Chatelain
Alexandria, La.
District 5



Ann D. Duplessis
New Orleans, La.
District 2
Past Chair



Stanley J. Jacobs
New Orleans, La.
District 1



Lauren Johnson
Eunice, La.
Student Member



Valencia Sarpy Jones
Natchitoches, La.
District 4



Lee Mallett
Iowa, La.
Member-at-Large



Rolfe McCollister Jr.
Baton Rouge, La.
District 6



Jim McCreary
Shreveport, La.
District 4



James W. Moore Jr.
Monroe, La.
District 5



J. Stephen Perry
New Orleans, La.
Member-at-Large



Mary L. Werner
Lake Charles, La.
District 3



James M. Williams
Metairie, La.
District 2



Robert Yarborough
Baton Rouge, La.
District 6



Dr. F. King Alexander

President, LSU



Dr. F. King Alexander is the President of Louisiana State University, which enrolls more than 45,000 students and includes institutions across Louisiana. He began at LSU on June 24, 2013. During his tenure as president, the university has seen consecutive record-breaking graduating classes in terms of both size and diversity and enrollment growth across all campuses.

Prior to this appointment, Dr. Alexander was president of California State University, Long Beach (2005-2013) one of the nation's largest public universities.

During his more than seven-year tenure at California State University, Long Beach, Dr. Alexander was twice named the California State University Student Association (CSSA) "President of the Year," which represents all 23 California State Universities and its more than 440,000 students.

Prior to becoming president of California State University, Long Beach, Dr. Alexander was president of Murray State University in Kentucky (2001-05) and was a faculty member at the University of Illinois, Champaign-Urbana, where he was the director of the graduate higher education program.

A Kentucky native who grew up in north Florida, Dr. Alexander received his Ph.D. from the University of Wisconsin-Madison in higher education administration with a focus on finance and educational policy analysis, and a Master of Science degree in comparative educational studies from the University of Oxford in Oxford, England.

As a teacher and administrator, Dr. Alexander has received many honors, including the University of Wisconsin-Madison School of

Education Alumni Achievement Award (2002) and has research university faculty affiliations at the University of Wisconsin-Madison Center for the Study of Postsecondary Education (WISCAPE) and Cornell University Higher Education Research Institute (CHERI).

Dr. Alexander also has been asked to represent public higher education colleges and universities on numerous occasions to the United State Congress on issues of college affordability, student indebtedness, and institutional efficiency and effectiveness in efforts to address many of the growing challenges facing American higher education. He has testified before the Senate Committee on Health, Education, Labor & Pensions (HELP), the U.S. Commission on Civil Rights, and the Advisory Committee on Student Financial Assistance, to name a few. Due to his national recognition and involvement in higher education issues, Dr. Alexander has served on numerous U.S. higher education and statewide organizational leadership boards, and remains very active in policy and planning discussions.

Dr. Alexander and his wife, Shenette, have three children: Kylie, Savannah and Madison.



Dr. Bill Demastes

Faculty Athletics Representative

Dr. Bill Demastes, a professor of English at LSU, is in his sixth year as Faculty Athletics Representative. Dr. Demastes earned his Ph.D. in English in 1986 from the University of Wisconsin-Madison with a Field of Study of Drama as Genre and a specialization in 20th-Century American and British Drama. He

earned his masters in English in June 1979 from the University of Georgia in Athens, where he specialized in 19th-Century American Literature.

At LSU, he served as Associate Dean of the College of Arts and Sciences from 2001-04 and Director of Undergraduate Studies for the

Department of English from 1999-2001 and 2010-11. He has also served as Associate Chair of the Department of English (1998-99); Director of the Master of Arts in Liberal Arts Program (1996-04); and Director of Graduate Studies in the Department of English (1992-94; 2005-06).

He was honored with the LSU Alumni Association Faculty Excellence Award in 2000, and in 2002 he won the LSU Distinguished Faculty Award. He was named in 2009 an LSU Rainmaker, which is given to the top 100 LSU Faculty. In 2010 and 2013 he received the Tiger Athletic Foundation Undergraduate Teaching Award, and in the summer of 2011, he was named the Harry Ransom Summer Fellowship recipient by the University of Texas.



Joe Alleva

LSU Vice Chancellor/Director of Athletics


Joe Alleva continues to bring unprecedented national recognition to LSU as Vice Chancellor and Director of Athletics, overseeing historic growth of one of the most recognized brands in all of sports. Under his leadership, LSU has one of the country's premier programs with tremendous academics and athletics success. Now in his 10th year at LSU, Alleva remains dedicated to overall excellence and providing the resources necessary for student-athletes to excel in competition, in the classroom and in the community.

Alleva's strategic plan involves an unwavering investment in the future of LSU Athletics that will benefit the university for generations and create an enduring, impactful environment for student-athletes that contains the best in facilities, academic support and coaching staffs.

Alleva has expertly managed the department's finances and operations, making LSU one of the nation's top 10 programs in terms of revenue, profit, ticket sales and investment into its student-athletes and athletic endeavors. He joined the LSU family on April 4, 2008, and he was named vice chancellor in August of 2009, marking the first time in school history that the director of athletics has also held a vice chancellor position.

In the spring of 2016, he completed a five-year term on the prestigious NCAA Men's Basketball Committee, an appointment that affirmed his reputation as one of the most respected athletic administrators in the country. Alleva has been appointed to numerous national committees, including the Football Bowl Certification Committee, the NCAA Division I Championships/Competition Cabinet and several Southeastern Conference and Atlantic Coast Conference committees.

Upon his arrival at LSU, Alleva made an immediate impact with a strategic master plan for the LSU athletics program -- "LSU: Defined by Excellence" -- to confirm the advancement and future of LSU Athletics as an exemplary enterprise. The central mission of the plan is to create an environment for student-athletes to reach





their ultimate potential, prepare them to be champions in life and to set goals and values for the entire athletics program.

In the classroom, a total of 89 proud Tigers received their degrees from the university last year. LSU's Graduation Success Rate as reported by the NCAA remains at an all-time high with a score of 88, four points higher than the national average. Alleva's ardent dedication to academics ensures that the Cox Communications Academic Center for Student-Athletes is a first-class facility that cultivates success and the development of life skills.

The implementation under Alleva's direction of the "Geaux Givers" community outreach program fosters a relationship between the local citizens and LSU student-athletes. The Tigers in 2016-17 logged 7,048 hours in community service work across 21 sports. They played an integral role in assisting victims of the devastating flood that struck the Baton Rouge area in August 2016, helping to provide relief, rebuilding and rebirth for the community.

He has also bolstered the L-Club program to connect with former student-athletes, and he instituted the thriving "Project Graduation" plan in which former student-athletes return to LSU to earn their degrees.

On the field of play, his tenure has been distinguished by a number of significant achievements, including four 10-win seasons and 86 total victories by the football team. The Tigers have played in a bowl game in each of his nine gridiron seasons, and LSU has finished in the Top 20 seven times in that period. LSU under Alleva's leadership has claimed the 2009 baseball national championship and four College World Series berths, the 2015 men's golf national championship, two women's basketball Sweet 16 appearances, five gymnastics Super Six berths, four softball College World Series appearances and 18 NCAA Top 5 finishes indoors and outdoors by the men's and women's track and field teams.

The Tigers in the past nine seasons have earned 42 individual NCAA championships in the sports of men's and women's track and field, gymnastics, men's golf and women's golf. LSU has captured 16 Southeastern Conference team championships, and the Tigers have won 115 individual SEC titles during Alleva's term.

LSU enjoyed another banner year in 2016-17, as the school produced four Top 5 NCAA finishes and earned an outstanding No. 18 national ranking in the annual Learfield Directors' Cup, which measures the overall strength of collegiate athletic programs. Fourteen LSU teams competed in an NCAA championship event, and the Tigers finished in the Top 10 in eight sports.

Alleva's vision keeps LSU among the nation's leaders in facilities, and he is devoted to enhancing the experiences of fans at each of the Fighting Tigers' venues. Tiger Stadium is currently undergoing a significant upgrade in its concessions and restroom facilities, and this

summer the largest center-hung video board in college basketball was installed in the Pete Maravich Assembly Center.

Last year, LSU unveiled two state-of-the-art venues — a Gymnastics Practice Facility and a Tennis Center featuring both indoor and outdoor courts — and construction is scheduled to begin this year on a Nutrition Center. An addition to the Football Operations Center's weight training area opened in August 2016, providing student-athletes with one of the finest strength and conditioning facilities in the world.

Under Alleva's direction, LSU in the fall of 2014 opened the expansion of the South End Zone of Tiger Stadium — a project that added premium seating, general public seating and two state-of-the-art video boards — continuing an effort to augment one of the most iconic venues in all of college sports. Since 2010, he has executed an aggressive campaign to preserve and enhance the appearance of Tiger Stadium that has included the installation of new windows, lighting systems, gating systems, and championship plazas.

Alleva supervised a major renovation to the University Club golf course that allows the LSU golf teams to play on one of the most challenging courses in the country. An overhaul of the LSU soccer facility has converted the stadium into fan-friendly venue, and the track and field program has received a new running surface in Bernie Moore Stadium and extensive renovations to its indoor facility.

An innovator with bold ideas that benefit Greater Baton Rouge, he was instrumental in the planning of Bayou Country Superfest, a three-day country music concert and festival held in Tiger Stadium from 2010 through 2016. The event attracted over 100,000 visitors each year and made a tremendous economic impact upon the community.

He became director of athletics at Duke in 1998 and his impressive tenure there propelled the university into the ranks of America's top all-around collegiate programs. Among his outstanding list of accomplishments includes the greatest 10-year period in Duke Athletics, winning more ACC and NCAA championships than in any other decade in school history.

Alleva, who earned his bachelor's degree in finance from Lehigh in 1975, was the quarterback of the football team and team captain in 1974. He also played on the baseball team and served as a graduate assistant football coach, earning an MBA in 1976.

While at Duke, he played a key role in the Durham, N.C. sports scene. He started Little League Baseball in Durham nearly 30 years ago, and also began the American Legion baseball program.

He is a member of the North Carolina American Legion Hall of Fame, Suffern High School Hall of Fame and the Rockland County Hall of Fame.

Alleva and his wife, Annie, have three children, J.D., Jeff, and Jenny, and four grandchildren.



ACADEMIC SUCCESS

COX COMMUNICATIONS ACADEMIC CENTER FOR STUDENT-ATHLETES



Kenneth O. Miles
Assistant Vice Chancellor/
Executive Director



Walt Holliday
Director of
Academic Affairs



Jason Shaw
Associate Director



Calvin Marshall
Academic Advisor



MODELS OF EXCELLENCE

LSU, in particular the efforts of the Cox Communications Academic Center for Student-Athletes, is one of eight colleges and universities nationwide that was honored by University Business magazine in its Spring 2016 Models of Excellence recognition program. The Models of Excellence program recognizes innovative approaches to encouraging and nurturing student success on campus. "For student-athletes, pressure bears down from all angles - from classroom expectations to media scrutiny," says University Business senior editor Tim Goral. "LSU realizes the unique challenges this population faces, and offers a holistic solution that helps this group succeed outside of game day."

VALUES

Accountability

Exhibiting and promoting responsibility, independence, and self-advocacy.

Commitment

Striving for excellence in the achievement of our organizational goals.

Success

Achieving holistic success in all that is desired, planned, attempted and attained.

Integrity

Upholding and uncompromising moral and ethical code by adhering to rules, regulation and values.

Diversity

Cultivating and sustaining an inclusive environment that foster mutual respect for individual differences.

Teamwork

Fostering a cooperative and supportive efforts achieve mutually defined goals

Service

Contributing to the betterment to society by acknowledging and pursuing the needs of the institution, community and those we serve.

Education

Fostering a thirst for knowledge and promoting the discipline to pursue life-long learning.

"ENTER TO LEARN, LEAVE TO SERVE"




STUDY AREA

Included in the 54,000 square feet of the Academic Center are individual study areas as well as 12 private computer rooms for student-athletes to work one-on-one with tutors or by themselves.



BO CAMPBELL AUDITORIUM

The 1,000-seat auditorium is used throughout the year as a classroom and lecture hall. Each seat in the auditorium has space for a laptop and a modem hookup, providing each student unlimited learning opportunities. The auditorium also contains a movie theatre size screen to aid professors with



THE LIBRARY

The library provides a perfect setting for individual study, or with a tutor

ACADEMIC CENTER

A \$15 million renovation to the Gym Armory in 2002 put the Cox Communications Academic Center For Student-Athletes at the forefront of today's academic centers. The facility features over 54,000 square feet of working space, 136 computer workstations, study rooms and a 1,000-seat auditorium.

VISION

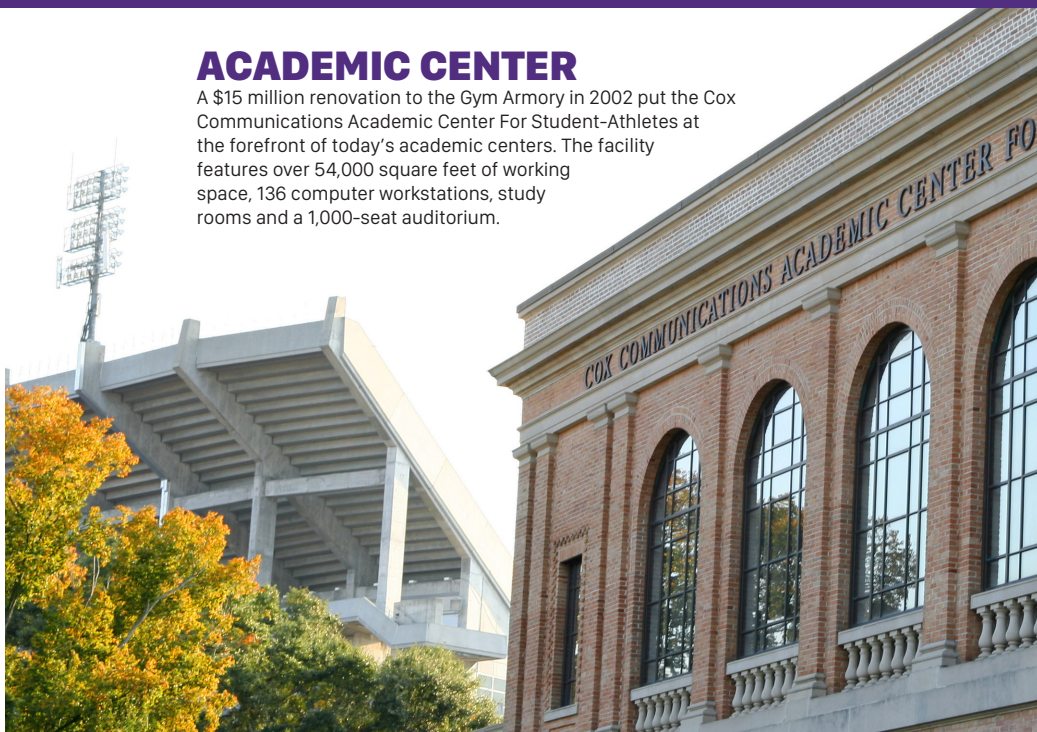
To be the premier provider of transformative student-athlete support services.

MISSION

To challenge our student-athletes to achieve their highest level of intellectual and personal development.

GOALS

- Graduate our Student-Athletes
- Prepare Student-Athletes for Life after LSU
- Promote and Preserve Academic Integrity Through Education and Example
- Nurture the Personal Well-Being and Professional Aspirations of Our Team



The Nation's Elite Teams



Gymnastics

The LSU gymnastics team compiled one of the most dominant seasons in school history with a 34-2 record and sweep of the Southeastern Conference regulars season and tournament titles. After advancing to the NCAA Championships with its fifth-straight NCAA Regional title, the Tigers posted the highest team score ever at an NCAA meet in Semifinal II on April 14, 2017. Ashleigh Gnat, Kennedy Edney and Sarah Finnegan also took home NCAA individual titles on floor, vault and bars. With the win, Finnegan became the first bars champion in program history. In its sixth NCAA Super Six appearance, LSU made a furious comeback in the final rotation to roar into second place finish and finish as the National Runner-Up for a second-straight season. Down by .150 heading into the final rotation, the Tigers' beam lineup posted an incredible score of 49.725 to tie for the best in school history and the highest for any team at an NCAA Championship.

Baseball

LSU finished with a consensus No. 2 ranking in the final college baseball polls, capping a tremendous season for the Tigers, who posted a 52-20 overall record and advanced to the College World Series Finals. LSU won five championships in 2017 - the Tigers were SEC regular-season champions, SEC Western Division champions, SEC Tournament champions, NCAA Regional champions and NCAA Super Regional champions.

Softball


The LSU softball team made history as the squad advanced to the Women's College World Series for the third-straight time and fourth overall under head coach Beth Torina. The Tigers fought off elimination in the NCAA Regional and NCAA Super Regional in Tallahassee when the team took down No. 4 Florida State and its 36-game home win streak to advance to Oklahoma City.

Men's Golf

The LSU men's golf team earned a ninth-place team finish at the 2017 NCAA Championships. The Tigers earned a fourth-straight top-10 finish for the third time in school history. LSU also won a school single-season record six tournament titles and finished the season ranked as the No. 3 team by GolfWeek/Sagarin Performance Index. Sam Burns enjoyed the most prolific season in school history as the NCAA Division I Jack Nicklaus National Player of the Year

Beach Volleyball

The 2017 campaign was one for the record books as the LSU beach volleyball team compiled its best season to date, finishing with an impressive 27-8 overall record en route to earning its first-ever berth at the NCAA Championships. Over the course of the season, LSU knocked off 10 ranked opponents and rattled off 23-straight wins to mark the third longest winning streak in LSU athletics history.



Ashleigh Gnat

Ashleigh Gnat finished one of the most successful careers in school history by winning the NCAA floor title with a 9.9625 during Semifinal II. During her senior season, Gnat was named the Southeastern Conference Specialist of the Year and NACGC Central Region Gymnast of the Year. The Lake Mary, Florida native was also selected as the winner of the 2017 AAI Award. Gnat finished her career as a four-time SEC Champion and 17-time All-American.



Leonard Fournette

Running back Leonard Fournette completed one of the best careers in LSU history in 2017. Over 32 games, Fournette worked his way to No. 4 in LSU history in rushing yards with 3,830. He finished his career No. 2 in school history in all-purpose yards per game (155.7), No. 3 in overall touchdowns (42), and No. 4 in rushing touchdowns (40) and all-purpose yards (4,981). Overall, Fournette set or tied a total of 23 school records during his career.



Greg Deichmann

Junior rightfielder Greg Deichmann earned 2017 first-team All-America honors after hitting .308 with team highs of 19 homers and 73 RBI. His home run total was the highest by an LSU player since the 2010 season. Deichmann finished No. 2 in the Southeastern Conference in RBI, and he was No. 3 in the league in home runs. Deichmann, who was also voted first-team All-SEC, was selected in the second round of the 2017 MLB Draft by the Oakland Athletics.



Sahvanna Jaquish

Sahvanna Jaquish became the first player in LSU softball history to earn All-America honors all four years and the 33rd in the history of the sport when she earned the distinction in 2017. Jaquish set the LSU career RBI record and finished in the NCAA top-10 list with 268. The senior hit .331 during the 2017 season and also earned 62 walks for the most in a single season in school history.



Mikiah Brisco

Track and Field

Junior Mikiah Brisco took down Oregon's heavily-favored Deajah Stevens on her home track at Hayward Field for the title of NCAA Champion in the women's 100-meter dash as she capped a brilliant 2017 season with a personal-best time of 10.96 seconds in the national final. Brisco, an eight-time All-American in her LSU career, became the seventh Lady Tiger in history and the first in nine years to win the NCAA 100-meter title in Eugene last June. Brisco was also the leadoff leg of LSU's collegiate-record-setting 4x100-meter relay team in 2017 as she teamed with Kortnei Johnson, Jada Martin and Aleia Hobbs for the fastest time in NCAA history at 42.12 for their seasonal best.



Juan Celaya-Hernandez

Swimming and Diving

In just his first year on campus, Juan Celaya-Hernandez posted one of the most impressive seasons in LSU diving history, shattering all three school records on both springboards and platform at the SEC Championships. Celaya-Hernandez was crowned SEC champion on platform and also picked up two silver medals on one and three-meter. At the NCAA Championships, Celaya-Hernandez received All-America honors, earning first-team recognition on three-meter following a third-place finish and honorable mention accolades on one-meter, placing ninth overall in the nation. A native of Mexico, Celaya-Hernandez was also selected as the SEC Freshman Diver of the Year and made the All-Freshman squad.



Sam Burns

Golf

An in-state product from Shreveport, Louisiana, Sam Burns enjoyed the most prolific season by an LSU golfer in program history in 2016-17 as he ended his sophomore campaign as the NCAA Division I Jack Nicklaus National Player of the Year as the No. 1 player in college golf. Burns claimed four tournament titles and earned 14 top-10 finishes en route to being named a PING First-Team All-American and the SEC Player of the Year in 2017 while smashing LSU's single-season scoring record with a 70.05 scoring average in his 15 appearances. He was the catalyst in the Tigers taking home a fourth-straight top-10 team finish at the NCAA Division I Men's Golf Championships with a ninth-place



Jade Lewis

Tennis

Freshman Jade Lewis was named an ITA Singles All-American and compiled a 17-7 singles record as LSU's court one player with 11 wins over ranked opponents. She earned the highest-ranked win by a freshman in school history over No. 4 Astra Sharma of Vanderbilt and clinched the highest-ranked win in program history over No. 5 Auburn by defeating No. 29 Alizee Michaud in straight sets. Lewis was named to the All-SEC Freshman Team and First Team All-SEC as well as SEC Co-Freshman of the Year. Lewis also received Rookie of the Year and Player to Watch honors from the Intercollegiate Tennis Association.

47 National Team Championships

Baseball (6)	1991, 1993, 1996, 1997, 2000, 2009
Men's Basketball (1)	1935
Boxing (1)	1949
Football (3)	1958, 2003, 2007
Men's Golf (5)	1940, 1942, 1947, 1955, 2015
Men's Indoor Track (2)	2001, 2004
Women's Indoor Track (11)	1987, 1989, 1991, 1993, 1994, 1995, 1996, 1997, 2002, 2003, 2004
Men's Outdoor Track (4)	1933, 1989, 1990, 2002
Women's Outdoor Track (14)	1987, 1988, 1989, 1990, 1991, 1992, 1993, 1994, 1995, 1996, 1997, 2000, 2003, 2008

134 SEC Team Championships

Baseball (17)	1939, 1943, 1946, 1961, 1975, 1986, 1990, 1991, 1992, 1993, 1996, 1997, 2003, 2009, 2012, 2015, 2017
Men's Basketball (10)	1935, 1953, 1954, 1979, 1981, 1985, 1991, 2000, 2006, 2009
Women's Basketball (3)	2005, 2006, 2008
Boxing (4) *	1935, 1938, 1939, 1940
Football (11)	1935, 1936, 1958, 1961, 1970, 1986, 1988, 2001, 2003, 2007, 2011
Men's Golf (16)	1937, 1938, 1939, 1940, 1942, 1946, 1947, 1948, 1953, 1954, 1960, 1966, 1967, 1986, 1987, 2015
Women's Golf (1)	1992
Gymnastics (2)	1981, 2017
Softball (5)	1999, 2000, 2001, 2002, 2004
Men's Swimming & Diving (1)	1988
Men's Tennis (4)	1976, 1985, 1998, 1999
Men's Indoor Track (4)	1957, 1963, 1989, 1990
Women's Indoor Track (12)	1985, 1987, 1988, 1989, 1991, 1993, 1995, 1996, 1998, 1999, 2008, 2011
Men's Outdoor Track (22)	1933, 1934, 1935, 1936, 1938, 1939, 1940, 1941, 1942, 1943, 1946, 1947, 1948, 1951, 1957, 1958, 1959, 1960, 1963, 1988, 1989, 1990
Women's Outdoor Track (13)	1985, 1987, 1988, 1989, 1990, 1991, 1993, 1996, 2007, 2008, 2010, 2011, 2012
Volleyball (5)	1986, 1989, 1990, 1991, 2009
Wrestling (4) *	1970, 1971, 1978, 1979

* discontinued sports

Top 20 Director's Cup Finishes 11 of the Last 12 Years

LSU has garnered a top-20 finish in the Learfield Sports Director's Cup standings in 11 of the last 12 years.



2005-06	20th
2006-07	17th
2007-08	8th
2008-09	9th
2009-10	19th
2010-11	19th
2011-12	13th
2012-13	19th
2013-14	24th
2014-15	15th
2015-16	19th
2016-17	18th