



First baseman Eddy Furniss (1995-98) is the SEC career leader in five categories.

All-Time Statistical Leaders

Bold Letters Indicate SEC Records

HITS

Season

- 1.110 — Brandon Larson (289 AB) 1997
- 2.109 — Todd Walker (276 AB) 1993
- 3.106 — Wes Grisham (291 AB) 1989
106 — Brad Cresse (273 AB) 2000
- 5.104 — Brad Hawpe (287 AB) 2000
- 6.103 — Mike Fontenot (292 AB) 2000
- 7.102 — Sean Barker (267 AB) 2002
- 8.101 — Todd Walker (257 AB) 1994
- 9.100 — Todd Walker (250 AB) 1992
Wes Grisham (278 AB) 1990

Career

1. **352** — Eddy Furniss (948 AB) 1995-98
2. 327 — Jason Williams (1019 AB) 1993-96
3. 310 — Todd Walker (783 AB) 1992-94
4. 307 — Blair Barbier (1000 AB) 1997-2000
5. 278 — Tookie Johnson (900 AB) 1988-91
6. 273 — Brad Cresse (842 AB) 1997-2000
7. 269 — Russ Johnson (733 AB) 1992-94
8. 255 — Ryan Theriot (783 AB) 1999-2001
9. 254 — Wally Pontiff (738 AB) 2000-02
- 10.251 — Chad Cooley (824 AB) 1993-96

RUNS

Season

1. 95 — Nathan Dunn (257 AB) 1996
2. 93 — Mike Fontenot (292 AB) 2000
3. 85 — Todd Walker (276 AB) 1993
Eddy Furniss (236 AB) 1998
5. 83 — Russ Johnson (259 AB) 1993
6. 82 — Brandon Larson (289 AB) 1997
Blair Barbier (252 AB) 1997
8. 79 — Jason Williams (268 AB) 1996
9. 78 — Lyle Mouton (248 AB) 1991
- 10.77 — Todd Walker (257 AB) 1994
Eddy Furniss (259 AB) 1997

Career

1. **270** — Jason Williams (1019 AB) 1993-96
2. 261 — Eddy Furniss (948 AB) 1995-98
3. 260 — Blair Barbier (1000 AB) 1997-2000
4. 234 — Todd Walker (783 AB) 1992-94
5. 216 — Russ Johnson (733 AB) 1992-94
6. 211 — Tookie Johnson (900 AB) 1988-91
7. 206 — Armando Rios (568 AB) 1991-93
8. 205 — Brad Cresse (842 AB) 1997-2000
9. 200 — Trey McClure (778 AB) 1996-99
- 10.195 — Jeremy Witten (633 AB) 1997-2000

RUNS BATTED IN

Season

1. **118** — Brandon Larson (289 AB) 1997
- 2.106 — Brad Cresse (273 AB) 2000
- 3.103 — Eddy Furniss (238 AB) 1996
- 4.102 — Todd Walker (276 AB) 1993
5. 90 — Brad Cresse (232 AB) 1998
6. 85 — Wes Grisham (291 AB) 1989
7. 84 — Trey McClure (240 AB) 1998
84 — Brad Hawpe (287 AB) 2000
9. 82 — Jeff Leamont (257 AB) 1999
- 10.81 — Nathan Dunn (257 AB) 1996

Career

1. **308** — Eddy Furniss (948 AB) 1995-98
2. 257 — Brad Cresse (842 AB) 1997-2000
3. 246 — Todd Walker (783 AB) 1992-94
4. 202 — Trey McClure (778 AB) 1996-99
5. 199 — Blair Barbier (1000 AB) 1997-2000
6. 182 — Chad Cooley (824 AB) 1993-96
7. 181 — Russ Johnson (733 AB) 1992-94
8. 172 — Albert Belle (585 AB) 1985-87
9. 167 — Tookie Johnson (900 AB) 1988-91
- 10.157 — Wes Grisham (569 AB) 1989-90

BATTING AVERAGE

(Min. 2 at bats per team game)

Season

1. .410 — Russ Johnson (96-for-234) 1994
2. .403 — Eddy Furniss (95-for-236) 1998
3. .400 — Todd Walker (100-for-250) 1992
4. .395 — Todd Walker (109-for-276) 1993
Mike Nunnally (32-for-81) 1971
6. .393 — Todd Walker (101-for-257) 1994
7. .390 — Gene Murphy (23-for-59) 1951
8. .388 — Al White (38-for-98) 1958
Brad Cresse (106-for-273) 2000
- 10..382 — Sean Barker (102-for-267) 2002

Career

1. .396 — Todd Walker (310-for-783) 1992-94
2. .372 — Sean Barker (129-for-347) 2001-02
3. .371 — Eddy Furniss (352-for-948) 1995-98
4. .367 — Russ Johnson (269-for-733) 1992-94
5. .362 — Wes Grisham (206-for-569) 1989-90
6. .353 — Mark Cooper (101-for-286) 1983-84
Lyle Mouton (149-for-422) 1990-91
8. .351 — Brad Hawpe (142-for-404) 1999-00
9. .350 — Jeff Yurtin (138-for-394) 1985-86
- 10..347 — Mike Fontenot (178-for-513) 2000-01

DOUBLES

Season

1. **36** — # Brad Hawpe (287 AB) 2000
- 2.27 — Eddy Furniss (236 AB) 1998
- 3.26 — Russ Johnson (234 AB) 1994
Wes Grisham (291 AB) 1989
- 5.25 — Eddy Furniss (259 AB) 1997
Bryan Moore (241 AB) 2001
- 7.24 — Chad Cooley (260 AB) 1995
Jeff Yurtin (216 AB) 1986
- 9.23 — Blair Barbier (252 AB) 1997
Todd Walker (257 AB) 1994
Craig Cala (264 AB) 1989
Wes Grisham (278 AB) 1990
Keith Osik (268 AB) 1990
Rich Cordani (273 AB) 1990
Johnny Tellechea (262 AB) 1991

Career

1. **87** — Eddy Furniss (948 AB) 1995-1998
2. 62 — Blair Barbier (1000 AB) 1997-2000
3. 61 — Todd Walker (783 AB) 1992-94
4. 60 — Russ Johnson (733 AB) 1992-94
Chad Cooley (824 AB) 1993-96
6. 59 — Jason Williams (1019 AB) 1993-96
7. 49 — Brad Cresse (842 AB) 1997-2000
8. 49 — Wally Pontiff (738 AB) 2000-02
9. 44 — Wes Grisham (569 AB) 1989-90
Brad Hawpe (404 AB) 1999-2000
Keith Osik (675 AB) 1988-90

- also NCAARecord

TRIPLES

Season

- 1.11 — Todd Walker (276 AB) 1993
2. 8 — Roger Sigler (59 AB) 1954
3. 7 — Mark Howie (162 AB) 1983
4. 6 — John Morse (189 AB) 1983
Manny Mantrana (172 AB) 1984
Wes Grisham (291 AB) 1989
Rich Cordani (273 AB) 1990
Mike Neal (213 AB) 1993
Mike Klostermeyer (235 AB) 1995
J.C. Holt (192 AB) 2002

Career

1. 15 — Todd Walker (783 AB) 1992-94
2. 11 — Albert Belle (585 AB) 1985-87
Mark Howie (419 AB) 1982-84
John Morse (369 AB) 1982-83
Tony Toups (372 AB) 1973-76
6. 10 — Russ Johnson (733 AB) 1992-94
Mike Saab (518 AB) 1980-83
Wes Grisham (569 AB) 1989-90
9. 9 — Roger Sigler (262 AB) 1954-57
Jeff Harrell (383 AB) 1979-81
Tookie Johnson (900 AB) 1988-91
Rich Cordani (513 AB) 1990-91
Ryan Theriot (783 AB) 1999-2001

HOME RUNS

Season

1. **40** — Brandon Larson (289 AB) 1997
2. 30 — Brad Cresse (273 AB) 2000
3. 29 — Brad Cresse (232 AB) 1998
4. 28 — Eddy Furniss (236 AB) 1998
5. 27 — Trey McClure (240 AB) 1998
6. 26 — Eddy Furniss (238 AB) 1996
7. 25 — Gary Hymel (245 AB) 1991
8. 22 — Todd Walker (276 AB) 1993
Justin Bowles (232 AB) 1996
Mike Koerner (273 AB) 1997

Career

1. **80** — Eddy Furniss (948 AB) 1995-98
2. 78 — Brad Cresse (842 AB) 1997-2000
3. 59 — Trey McClure (778 AB) 1996-99
4. 52 — Todd Walker (783 AB) 1992-94
5. 49 — Albert Belle (585 AB) 1985-87
6. 46 — Blair Barbier (1000 AB) 1997-2000
7. 40 — Mike Koerner (671 AB) 1995-97
Brandon Larson (289 AB) 1997
9. 36 — Nathan Dunn (481 AB) 1994-96
- 10.35 — Gary Hymel (476 AB) 1988-91

TOTAL BASES

Season

1. **250** — **Brandon Larson (289 AB) 1997**
2. 217 — Brad Cresse (273 AB) 2000
3. 214 — Todd Walker (276 AB) 1993
4. 212 — Eddy Furniss (236 AB) 1998
5. 201 — Wes Grisham (291 AB) 1989
6. 190 — Eddy Furniss (238 AB) 1996
7. 184 — Mike Koerner (273 AB) 1997
8. 182 — Nathan Dunn (257 AB) 1996
9. 181 — Russ Johnson (234 AB) 1994
- 10.180 — Todd Walker (257 AB) 1994

Career

1. **689** — **Eddy Furniss (948 AB) 1995-98**
2. 557 — Todd Walker (783 AB) 1992-94
3. 556 — Brad Cresse (842 AB) 1997-2000
4. 517 — Blair Barbier (1000 AB) 1997-2000
5. 470 — Jason Williams (1019 AB) 1993-96
6. 461 — Trey McClure (778 AB) 1996-99
7. 445 — Russ Johnson (733 AB) 1992-94
8. 419 — Chad Cooley (824 AB) 1993-96
9. 392 — Albert Belle (585 AB) 1985-87
- 10.389 — Mike Koerner (671 AB) 1995-97

STOLEN BASES

Season

1. 42 — Rob Hartwig (67 games) 1987
2. 34 — Jeff Reboulet (56 games) 1985
3. 33 — Ron Lim (66 games) 1989
4. 31 — Rob Hartwig (54 games) 1986
5. 28 — Josh Dalton (67 games) 1998
6. 26 — Russ Johnson (66 games) 1994
7. 25 — Larry Wright (48 games) 1975
8. 24 — Jeff Reboulet (69 games) 1986
Burke Broussard (66 games) 1986
Ron Lim (66 games) 1990
Scott Bethea (73 games) 1990
Mike Koerner (65 games) 1996
Josh Dalton (65 games) 1999
Sean Barker (66 games) 2002

Career

1. 73 — Rob Hartwig (121 games) 1986-87
2. 67 — Larry Wright (174 games) 1975-78
3. 61 — Russ Johnson (200 games) 1992-94
4. 58 — Jeff Reboulet (125 games) 1985-86
5. 57 — Ron Lim (132 games) 1989-90
6. 53 — Chad Cooley (235 games) 1993-96
7. 52 — Josh Dalton (132 games) 1998-99
8. 51 — Todd Walker (203 games) 1992-94
Andy Galy (217 games) 1985-88
- 10.50 — Mike Sonderegger (137 games) 1970-73

WALKS RECEIVED

Season

1. 77 — Andy Galy (221 AB) 1987
2. 72 — Eddy Furniss (236 AB) 1998
3. 67 — Russ Johnson (234 AB) 1994
Russ Johnson (259 AB) 1993
5. 64 — Armando Rios (235 AB) 1993
6. 62 — Mike Bianco (249 AB) 1989
7. 60 — Craig Cala (264 AB) 1989
8. 58 — Eddy Furniss (259 AB) 1997
9. 57 — Trey McClure (229 AB) 1999
Ryan Theriot (275 AB) 2000

Career

1. 191 — Eddy Furniss (948 AB) 1995-98
2. 164 — Jason Williams (1019 AB) 1993-96
3. 163 — Russ Johnson (733 AB) 1992-94
Trey McClure (778 AB) 1996-99
5. 157 — Blair Barbier (1000 AB) 1997-2000
Ryan Theriot (783 AB) 1999-2001
7. 145 — Andy Galy (491 AB) 1985-88
8. 144 — Steve Bollman (554 AB) 1975-79
9. 143 — Armando Rios (568 AB) 1991-93
- 10.139 — Todd Walker (783 AB) 1992-94

PITCHING VICTORIES

Season

1. 17 — Paul Byrd (29 App) 1990
2. 15 — Curtis Leskanic (29 App) 1989
Brian Tallet (25 App) 2000
4. 14 — Patrick Coogan (25 App) 1997
Lloyd Peever (17 App) 1992
Ben McDonald (26 App) 1989
Stan Loewer (28 App) 1986
Chad Ogea (23 App) 1990
Chad Ogea (25 App) 1991
10. 13 — Ben McDonald (22 App) 1988
Kurt Ainsworth (22 App.) 1999

Career

1. 38 — Scott Schultz (4 Yrs) 1992-95
2. 33 — Stan Loewer (4 Yrs) 1984-87
3. 31 — Paul Byrd (3 Yrs) 1989-91
4. 30 — Pat Moock (4 Yrs) 1972-75
Chad Ogea (3 Yrs) 1989-91
Mike Sirotko (4 Yrs) 1990-93
7. 29 — Ben McDonald (3 Yrs) 1987-89
8. 28 — Brett Laxton (4 Yrs) 1993-96
9. 26 — Mark Guthrie (4 Yrs) 1984-87
- 10.24 — Doug Thompson (2 Yrs) 1997-98

EARNED RUN AVERAGE

Season

1. **0.21** — **Rick Farizo (1 ER, 41.2 IP) 1970**
2. 1.10 — Bruce Baudier (6 ER,49 IP) 1966
3. 1.33 — Tom Barfield (4 ER,27 IP) 1954
4. 1.34 — Mike Tullier (9 ER,60 1/3 IP) 1968
5. 1.35 — Allen Smith (12 ER,80 IP) 1961
6. 1.38 — Don Schneider (8 ER,52.1 IP) 1980
7. 1.44 — Rick Farizo (8 ER,50 IP) 1968
8. 1.59 — Randy Wiles (14 ER,79 1/3 IP) 1970
9. 1.70 — Dick Hicks (14 ER,74 1/3 IP) 1968
- 10.1.74 — Roger Sigler (16 ER,83 1/3 IP) 1965

Career

1. 1.70 — Bruce Baudier (23 ER, 121 1/3 IP) 1966-67
2. 1.82 — Allen Smith (48 ER,237 1/3 IP) 1960-62
3. 2.05 — Dick Hicks (30 ER,131 2/3 IP) 1967-68
4. 2.09 — Rick Farizo (27 ER,116 1/3 IP) 1968-71
5. 2.17 — Paul Stefan (87 ER,277 1/3 IP) 1975-77
6. 2.36 — Steve George (41 ER,156 1/3 IP) 1962-64
7. 2.41 — Randy Wiles (77 ER,287 IP) 1970-73
8. 2.47 — Fred Southerland (38 ER, 138 2/3 IP) 1960-62
9. 2.53 — Barry Manuel (38 ER,135 IP) 1985-87
Pat Moock (80 ER,284 2/3 IP) 1972-75

STRIKEOUTS

Season

1. **202** — **Ben McDonald (152.1 IP) 1989**
2. 158 — Doug Thompson (124.1 IP) 1997
3. 157 — Kurt Ainsworth (130.1 IP) 1999
4. 156 — Eddie Yarnall (124.2 IP) 1996
Russell Springer (119 IP) 1988
6. 150 — Scott Schultz (117 IP) 1995
7. 144 — Patrick Coogan (125 IP) 1997
Ben McDonald (118.2 IP) 1988
9. 140 — Chad Ogea (131.1 IP) 1991
- 10.135 — Randy Keisler (99.2 IP) 1998

Career

1. 409 — Scott Schultz (398 IP) 1992-95
2. 373 — Ben McDonald (308.2 IP) 1987-89
3. 326 — Mike Sirotko (372 IP) 1990-93
4. 319 — Paul Byrd (333.2 IP) 1989-91
5. 317 — Stan Loewer (344 IP) 1984-87
6. 313 — Mark Guthrie (319.1 IP) 1984-87
Russell Springer (252 IP) 1987-89
8. 310 — Randy Wiles (287 IP) 1970-73
9. 296 — Chad Ogea (294.2 IP) 1989-91
10. 282 — Doug Thompson (245.1 IP) 1997-98

STRIKEOUTS PER NINE INNINGS

Season

1. 14.33 — Russell Springer (68 SO, 42.2 IP) 1987
2. 13.05 — Eddie Yarnall (87 SO, 60 IP) 1995
3. 12.18 — Randy Keisler (135 SO, 99.2 IP) 1998
4. 11.91 — Ben McDonald (202 SO, 152.2 IP) 1989
5. 11.80 — Russell Springer (156 SO, 119 IP) 1988
6. 11.54 — Scott Schultz (150 SO, 117 IP) 1995
7. 11.51 — Randy Wiles (116 SO, 90.2 IP) 1972
8. 11.44 — Doug Thompson (158 SO, 124.1 IP) 1997
9. 11.38 — Randy Wiles (59 SO, 46.2 IP) 1973
- 10.11.27 — Barry Manuel (91 SO, 72.2 IP) 1986

Career

1. 11.88 — Eddie Yarnall (260 SO, 197 IP) 1994-96
2. 11.18 — Russell Springer (313 SO, 252 IP) 1987-89
3. 11.13 — Kurt Ainsworth (171 SO, 138.1 IP) 1998-99
4. 11.00 — Barry Manuel (165 SO, 135 IP) 1985-87
5. 10.87 — Ben McDonald (373 SO, 308.2 IP) 1987-89
6. 10.64 — Patrick Coogan (266 SO, 225 IP) 1995-97
7. 10.35 — Doug Thompson (282 SO, 245.1 IP) 1997-98
8. 10.01 — Weylin Guidry (99 SO, 89 IP) 1999-2002
9. 9.72 — Randy Wiles (310 SO, 287 IP) 1970-73
10. 9.55 — Fred Southerland (147 SO, 138 IP) 1960-62

Bold Letters Indicate SEC Records

Year-by-Year Statistical Leaders

INTRO THIS IS LSU PREVIEW TIGERS COACHES REVIEW RECORDS

Bold Letters Indicate SEC Leaders

AT BATS

Year	Name, Pos.	At Bats
1948	Bill Michaelis,lf	96
1949	Lee Hedges,ss-of	66
1950	Luther Payer, 3b	65
1951	Bob Meador, lf	66
1952	Al Doggett,lf	75
	Jim Barton,cf	75
1953	Darryl Whitty, of	78
1954	Paul Zinser, 3b	74
1955	Darryl Whitty, cf-3b	99
1956	Ralph Richoux, c	81
1957	Redfield Bryan,ss	71
1958	Al White,2b	98
	Redfield Bryan, 1b	98
1959	Carey Guglielmo,ss	125
1960	Francis Genusa,ss	107
1961	John Bailey, cf	101
1962	Bobby Theriot,rf	101
1963	Bobby Cotton,rf	105
1964	Joe Moock,ss	94
1965	Harry Morel,3b	80
1966	Jack Achord,2b	81
1967	Irwin Felps,3b	99
1968	Ron Hunt,ss	116
1969	Phil Lewis,3b	126
1970	Mike Sonderegger,lf	136
1971	Mike Moock,2b	141
1972	Steve Frank,of-1b	131
	Gerald Keigley, ss	131
1973	Mike Miley, ss	99
1974	Tony Troups,3b	120
1975	Steve Frank,1b	184
1976	Larry Wright,cf	151
1977	Larry Wright,cf	155
1978	Mike Crosswell,ss-3b	154
1979	Duane Dewey, c	206
1980	Pete Almague, 2b-3b	146
1981	Chip Moses,2b	198
1982	Chris Brant,ss	181
	Billy Wiesler, cf	181
1983	John Morse,lf	189
1984	Mark Howie,ss	189
1985	Marty Lanoux,3b	216
1986	Jeff Reboulet,ss	254
1987	Jack Voigt,of	248
1988	Rich Vasquez,cf	214
1989	Wes Grisham,dh	291
1990	Wes Grisham,lf	278
1991	Tookie Johnson,2b	283
1992	Andy Sheets,ss	265
1993	Todd Walker, 2b	276
1994	Todd Walker, 2b	257
1995	Jason Williams,ss	267
1996	Jason Williams,ss	268
1997	Brandon Larson,ss	289
1998	Blair Barbier, 2b	251
1999	Blair Barbier, 2b	263
2000	Mike Fontenot, 2b	292
2001	Wally Pontiff,3b	268
2002	Sean Barker, rf	267

RUNS

Year	Name, Pos.	Runs
1948	Buddy Coleman,lf	19
1949	Bob Meador, of	14
1950	Sinclair Kouns,1b	11
1951	Billy Hanna,ss	14
1952	Al Doggett,lf	17
	Jerry Marchand, c	17
1953	Irvin DeLatte,lf	18
1954	Paul Zinser, 3b	15
1955	Tommy Virgetts,2b	17
	Darryl Whitty, cf-3b	17
1956	Don Hover, of	15
1957	Al White,2b	11
1958	Al White,2b	28
1959	Ronnie Johnston,cf	33
1960	George Nattin,lf	20
1961	John Bailey, cf	21
1962	Tommy Demont,3b	17
1963	Gene Achord,cf	23
1964	Pat Screen,lf	16
1965	Sterling Abernathy, cf	8
1966	Lyndon Morris,1b-2b	12
1967	Steve Ogin,1b-lf-p	19
1968	Ron Hunt,ss	17
1969	Craig Burns,cf	13
1970	Mike Moock,2b	22
1971	Mike Sonderegger,lf	23
1972	Mike Miley, ss	27
1973	Mike Miley, ss	22
1974	Mike Miley, ss	19
1975	Steve Frank,1b	41
1976	Larry Wright,cf	27
	Tony Troups,ss	27
	Steve Bollman,2b	27
1977	Steve Bollman,2b	24
1978	Larry Wright,cf	23
1979	Bobby Mariano,3b	39
1980	Chip Moses,ss	29
1981	Jeff Harrell,lf-1b	48
1982	Ken Mulshenock,dh	41
1983	John Morse,lf	38
	Mike Saab, rf	38
1984	Tim Schneider, 3b	43

1985	Jeff Reboulet,ss	58
1986	Jeff Reboulet,ss	63
	Albert Belle,of	63
	Jim Bowie,1b	63
1987	Jack Voigt,of	63
1988	Andy Galy,2b	58
1989	Craig Cala,rf	71
1990	Tim Clark,rf	70
1991	Lyle Mouton, rf	78
1992	Todd Walker, 2b	72
1993	Todd Walker, 2b	85
1994	Todd Walker, 2b	77
1995	Warren Morris,2b	70
1996	Nathan Dunn, 3b	95
1997	Brandon Larson,ss	82
	Eddy Furniss,1b	82
1998	Eddy Furniss,1b	85
1999	Blair Barbier, 3b	66
2000	Mike Fontenot, 2b	93
2001	Ryan Theriot,ss	67
2002	Matt Heath,lf	57

HITS

Year	Name, Pos.	Hits
1948	Bill Michaelis,lf	30
1949	Lee Hedges,ss-of	20
1950	Luther Payer, 3b	20
1951	Billy Hanna,ss	24
1952	Al Doggett,lf	22
1953	Jerry Marchand, c	26
1954	Roger Sigler, p-lf	21
1955	Roger Sigler, p-of	24
1956	Ralph Richoux, c	23
1957	Redfield Bryan,ss	17
1958	Al White,2b	38
1959	Andy Bourgeois,3b	35
1960	Frank Naff,1b	29
1961	John Bailey, cf	32
1962	Bobby Theriot,rf	30
1963	Bobby Cotten,rf	30
1964	Bob Stewart,1b	26
	Joe Moock,ss	22
1965	Harry Morel,3b	22
1966	Bob Leake,ss-3b	22
	Jack Achord,2b	22
1967	Tom Giles, c	28
1968	Ron Hunt,ss	34
1969	Phil Lewis,3b	30
1970	Mike Moock,2b	40
1971	Craig Burns,cf	42
1972	Mike Miley, ss	40
1973	Gerald Keigley, 3b	27
1974	Randy Aldridge,lf	32
1975	Steve Frank,1b	62
1976	Larry Wright,cf	47
1977	Kenny Klug,3b	38
1978	Tim Wadsworth,c-1b-dh	38
1979	Duane Dewey, c	64
1980	Chip Moses,ss	46
	Tony Loner, c	46
1981	Chip Moses,2b	70
1982	Ken Mulshenock,dh	37
	Chris Brandt,ss	37
1983	John Morse,lf	67
1984	Tim Sossamon,rf	58
1985	Marty Lanoux,3b	76
1986	Jim Bowie,1b	88
1987	Craig Faulkner, c	82
1988	Rich Vasquez,cf	68
1989	Wes Grisham, dh	106
1990	Wes Grisham, lf	100
1991	Lyle Mouton,rf	88
1992	Todd Walker, 2b	100
1993	Todd Walker, 2b	109
1994	Todd Walker, 2b	101
1995	Warren Morris,2b	93
1996	Nathan Dunn,3b	92
1997	Brandon Larson, ss	110
1998	Eddy Furniss,1b	95
1999	Jeff Leumont,1b	88
2000	Brad Cresse, c	106
2001	Ryan Theriot,ss	94
2002	Sean Barker, rf	102

DOUBLES

Year	Name, Pos.	Doubles
1948	Gene Murphy, c	2
	Jim Lindsey, 1b	2
1949	Lee Hedges,ss-of	2
1950	Bob Meador, of	2
1951	Gene Murphy, c	7
1952	Al Doggett,lf	3
1953	Al Doggett,of	4
1954	Irv Delatte,1b	4
1955	Irv Delatte,1b	4
1956	Don Hover, of	4
1957	Al White,2b	4
1958	Ronnie Johnston,cf	5
1959	Ronnie Johnston,cf	6
1960	Billy Barfield,cf	7
1961	Hadley Smith,lf	5
1962	Bobby Theriot,rf	5
1963	Gene Achord,cf	6
	Bobby Cotten,rf	6
1964	Harry Morel,3b	5
1965	Six Players	2
1966	Lyndon Morris,lf-2b	6

1967	Steve Ogin,1b-lf-p	9
1968	Bob Leake,rf	8
1969	Tom Giles, c	6
1970	Bill Bright,rf	7
1971	Craig Burns,cf	7
	Mike Sonderegger, lf	7
1972	Gerald Keigley, ss	9
1973	Steve Frank,of-1b	7
1974	Mike Miley, ss	6
1975	Wally McMakin,3b	10
1976	Larry Wright,cf	10
	Tony Troups,ss	10
1977	Larry Wright,cf	7
	Kevin Neromi,rf	7
1978	Tim Wadsworth,c-1b-dh	8
1979	Pete Almague, 2b	14
1980	Tony Loner, c	12
1981	Andy Petrone,3b	12
1982	Chris Brant,ss	13
	Tony Loner, c	12
1983	John Morse,lf	14
1984	Tim Schneider, 3b	17
1985	Tim Sossamon	15
1986	Jeff Yurtin, 3b	24
1987	Craig Faulkner, c	19
1988	Craig Cala,rf	14
	Adam Terris,1b	14
1989	Wes Grisham,dh	26
1990	Rich Cordani,3b	23
	Keith Osik, c	23
1991	Johnny Tellechea,1b	23
1992	Todd Walker, 2b	21
1993	Harry Berrios,cf	22
1994	Russ Johnson, ss	26
1995	Chad Cooley, lf	24
1996	Eddy Furniss,1b	21
1997	Eddy Furniss,1b	25
1998	Eddy Furniss,1b	27
1999	Jeremy Witten,of	18
2000	Brad Hawpe, 1b #	36
2001	Bryan Moore,1b	25
2002	Wally Pontiff,3b	20

- also NCAA Record

TRIPLES

Year	Name, Pos.	Triples
1948	NA	
1949	Bob Meador, of	2
	Jim Lindsey, 1b	2
1950	NA	
1951	Bob Meador,lf	3
1952	Jim Barton,cf	4
1953	Jerry Marchand,c-of	5
1954	Roger Sigler,p-lf	8
1955	Leonard Drude,p-rf	2
	John Pettis, c	2
	Dan Stovall,lf-if	2
1956	Ralph Richoux, c	2
	Gerald Hare,2b	2
	Don Hover, of	2
1957	Ralph Richoux, c	2
	Ronnie Johnston,1b	2
1958	Bob Loftin,p-of	5
	John Morse,lf	3
1960	Carey Guglielmo,rf	3
1961	John Bailey, cf	3
1962	Lynn Amedee,p-lf	2
1963	Tommy Demont,3b	1
	Harry Morel,3b	1
	Bobby Cotten,rf	1
	Gene Achord,cf	1
	Don Chatelain,lf	1
1964	Bobby Morel,3b	1
	Bill Tripplett,rf	1
1965	Harry Morel,3b	3
	Bill Ezell,lf	3
1966	Six Players	1
1967	Tom Giles, c	3
1968	Tom Henner, 1b	1
	Don Barteet,cf	1
1969	Mike Moock,2b	3
1970	Bill Bright,rf	5
1971	Steve Collins,1b	3
1972	Mike Sonderegger, lf	3
1973	Mike Miley, ss	2
	Robert Woodward,p-of	2
1974	Randy Aldridge,lf	4
	Steve Spitz,2b	4
	Mike Miley, ss	4
1975	Wally McMakin,3b	4
	Tony Troups,ss	4
1976	Tony Troups,ss	4
1977	Four Players	1
1978	Five Players	1
1979	Jeff Harrell	5
1980	Mike Saab, rf	4
1981	Chip Moses, 2b	5
1982	John Morse,lf	5
1983	Mark Howie, ss	7
1984	Manny Mantrana,2b	6
1985	Tim Sossamon,rf	3
	Albert Belle,cf	3
1986	Jeff Yurtin,3b	5
	Albert Belle,of	5
1987	Albert Belle,of	3
	Rich Vasquez,3b	3
	Jack Voigt,of	3
1988	Craig Cala,rf	3

1989	Tookie Johnson,3b	3
	Wes Grisham, dh	6
1990	Rich Cordani, 3b	6
1991	Andy Sheets,ss	4
1992	Three players	3
1993	Todd Walker, 2b	11
1994	Russ Johnson,ss	3
1995	Mike Klostermeyer, 1b	6
1996	Nathan Dunn,3b	4
1997	Trey McClure,3b	3
1998	Eddy Furniss,1b	3
1999	Jeff Leumont,1b	3
	Jeremy Witten,of	3
	Ryan Theriot,2b	3
2000	Mike Fontenot,2b	3
	Ryan Theriot,ss	3
	Ray Wright,rf	3
2001	Ryan Theriot, rf	3
2002	J.C. Holt,2b	6

HOME RUNS

Year	Name, Pos.	Home Runs
1948	NA	
1949	Lee Hedges,ss-of	1
	Bill Michaelis,3b	1
1950	NA	
1951	Bob Meador, lf	1
	Jim Lindsey, 1b	1
	Jim Barton, 1b	1
1952	Al Doggett,lf	2
	Jim Barton,cf	2
1953	Tommy Howard,3b	3
1954	Irv Delatte,1b	1
	Paul Zinser, 3b	1
1955	Roger Sigler, of-p	3
1956	Roger Sigler, p-1b	1
1957	Ralph Richoux, c	1
	Roger Sigler, p-rf	1
	Ronnie Johnston,1b	1
1958	Al White,2b	3
1959	Andy Bourgeois,3b	4
	Bill Loftin, c	4
1960	Charles Strange,cf	3
1961	John Bailey, cf	3
1962	Gene Achord,cf	5
1963	Gene Achord,cf	5
1964	Bob Stewart, 1b	7
1965	Joe Moock,ss	3
	Pete Coleman,rf	3
1966	Jack Achord,2b	2
1967	Tom Giles, c	3
	Steve Ogin,1b-lf-p	3
1968	Bob Leake,rf	2
	Steve Ogin,lf	2
	Tom Henner, 1b	2
	Tom McKay, 2b	2
1969	Craig Burns,cf	4
1970	Bill Bright,rf	4
	Phil Lewis,ss	4
1971	Craig Burns,cf	5
	Steve Collins,1b	5
1972	Mike Miley, ss	8
1973	Gerald Keigley,3b	8
1974	Tommy Saizan, c	4

1957	Roger Sigler, p-rf	7
1958	Andy Bourgeois,3b	21
1959	Andy Bourgeois,3b	28
1960	Bob Turner, 2b	16
1961	Hadley Smith,lf	17
1962	Gene Achord,cf	23
1963	Gene Achord,cf	24
1964	Bob Stewart,1b	16
1965	Joe Moock,ss	14
	Ralph Richoux, c	14
1966	Bob Leake,ss-3b	11
	Jack Achord,2b	11
1967	Tom Giles, c	23
1968	Bob Leake,rf	21
1969	Craig Burns,cf	18
1970	Bill Bright,rf	25
1971	Craig Burns,cf	28
1972	Mike Miley, ss	31
1973	Gerald Keigley, 3b	24
1974	Randy Aldridge,lf	22
1975	Steve Frank,1b	39
1976	Vaughan Meiners,1b	24
1977	Joey Thibodeaux, c	23
1978	Tim Wadsworth,c-1b-dh	27
1979	Pete Almaguer, 2b	38
1980	Randy Olsen,lf-1b	23
1981	Bill Freidhof,1b	43
1982	Bill Freidhof,1b	43
1983	Mark Cooper, c	46
1984	John Dixon,1b	39
1985	Tim Sossamon,rf	50
1986	Albert Belle,of	66
1987	Craig Faulkner, c	69
1988	Craig Cala, rf	75
1989	Wes Grisham, dh	85
1990	Wes Grisham,lf	72
1991	Gary Hymel, c	79
1992	Todd Walker, 2b*	76
1993	Todd Walker, 2b*	102
1994	Russ Johnson,ss	74
1995	Mike Klostermeyer,1b	62
1996	Eddy Furniss, 1b*	103
1997	Brandon Larson, ss	118
1998	Brad Cresce, c	90
1999	Jeff Leamont,1b	82
2000	Brad Cresce, c*	106
2001	Todd Linden, of	76
2002	Sean Barker, rf	62

* — also NCAA Leader

BATTING AVERAGE

Year	Name, Pos.	Avg.
1948	NA	
1949	Lee Hedges,ss-of	.303
1950	Sinclair Kouns,1b	.366
1951	Gene Murphy, c	.390
1952	Jerry Marchand, c	.313
1953	Jerry Marchand,c-of	.371
1954	Roger Sigler, p-lf	.356
1955	Roger Sigler, p-of	.270
1956	Roger Sigler, p-1b	.318
1957	Ralph Richoux, c	.308
1958	Al White,2b	.388
1959	Andy Bourgeois,3b	.310
1960	Carey Guglielmo,rf	.295
1961	Hadley Smith,lf	.333
1962	Jimmy Field,lf	.356
1963	Harry Morel,3b	.308
1964	Bob Stewart,1b	.302
1965	Harry Morel,3b	.275
1966	Terry Smith,1b	.305
1967	Tom Giles, c	.329
1968	Bob Leake,rf	.323
1969	Phil Lewis,3b	.238
1970	Bill Bright,rf	.303
1971	Mike Nunally, rf	.395
1972	Mike Miley, ss	.333
1973	Gerald Keigley, 3b	.325
1974	Randy Aldridge,lf	.308
1975	Steve Frank,1b	.337
1976	Tony Troups,ss	.324
1977	Kenny Klug,3b	.311
1978	Tim Wadsworth,c-1b-dh	.250
1979	Bobby Mariano,3b	.368
1980	Chip Moses,ss	.326
1981	Andy Petrone,3b	.362
1982	Ken Mulshenock,dh	.325
1983	Mark Cooper, c	.377
1984	Mark Cooper, c	.326
1985	Marty Lanoux,3b	.352
1986	Jeff Yurtin,3b	.361
	Jim Bowie,1b	.361
1987	Albert Belle,of	.349
1988	Craig Cala,rf	.323
1989	Wes Grisham,dh	.364
1990	Wes Grisham,lf	.360
1991	Lyle Mouton,rf	.355
1992	Todd Walker, 2b	.400
1993	Todd Walker, 2b	.395
1994	Russ Johnson,ss	.410
1995	Warren Morris,2b	.369
1996	Eddy Furniss,1b	.374
1997	Brandon Larson,ss	.381
1998	Eddy Furniss,1b	.403
1999	Jeff Leamont,1b	.342
2000	Brad Cresce, c	.388
2001	Bryan Moore,1b	.373
2002	Sean Barker, rf	.382

STOLEN BASES

Year	Name, Pos.	Stolen Bases
1948	NA	
1949	Bob Meador, of	9
1950	NA	
1951	NA	
1952	NA	
1953	Irvin Delatte,1b	4
1954	Dick McMurray, rf	3
	Paul Zinser, 3b	3
1955	Roger Sigler, p-of	4
1956	Ed Blanchard,ss	4
1957	Redfield Bryan,ss	4
1958	Redfield Bryan, 1b	19
1959	Ronnie Johnston,cf	10
1960	Carey Guglielmo,rf	13
1961	Larry Edmonson,2b	8
1962	Larry Edmonson,2b	7
1963	Bobby Cotten,rf	5
	Bobby Theriot,1b	7
1964	Pat Screen,lf	6
1965	NA	
1966	Lyndon Morris,lf-2b	8
1967	Lyndon Morris,ss-lf	4
1968	Steve Ogin,lf	5
1969	Craig Burns,cf	8
1970	Mike Sonderegger, lf	9
1971	Craig Burns,cf	14
1972	Mike Sonderegger, lf	19
1973	Mike Sonderegger, of	11
1974	Tony Troups,3b	11
1975	Larry Wright, of	25
1976	Larry Wright,of	20
1977	Larry Wright,cf	14
1978	Larry Wright,cf	8
1979	Sherman Trimm,cf	20
1980	Chip Moses,ss	12
1981	Chip Moses,2b	15
1982	John Morse,lf	13
1983	Mike Saab, rf	19
1984	Manny Mantrana,2b	17
1985	Jeff Reboulet,ss	31
1986	Rob Hartwig,of	34
1987	Rob Hartwig, of	42
1988	Andy Galy, 2b	15
1989	Ron Lim,cf	33
1990	Ron Lim,cf	30
	Scott Bethea,ss	20
1991	Lyle Mouton,rf	24
1992	Harry Berrios,rf	22
1993	Harry Berrios,rf	21
1994	Russ Johnson,ss	26
1995	Warren Morris,2b	18
1996	Mike Koerner, cf	24
1997	Mike Koerner, cf	17
1998	Josh Dalton,ss	28
1999	Josh Dalton,ss	28
2000	Jeremy Witten,lf	24
2001	Ryan Theriot,ss	17
2002	Sean Barker, rf	24

STRIKEOUTS

Year	Name	Strikeouts
1948	Dick Thompson	53
1949	Dick Thompson	53
1950	NA	
1951	NA	
1952	Benny McArdle	64
1953	Bill Lee Jr.	44
1954	Bill Lee Jr.	24
1955	Bill Lee Jr.	42
1956	Roger Sigler	44
1957	Roger Sigler	28
1958	Bob Loftin	32
1959	Butch Mixon	87
1960	Butch Mixon	61
1961	Allen Smith	75
1962	Fred Southerland	64
1963	Steve George	50
1964	Steve George	56
1965	Van Quigley	54
1966	Bruce Baudier	53
1967	Bruce Baudier	65
1968	Dick Hicks	62
1969	Mike Lee	35
	Al Hoaglund	35
1970	Randy Wiles	70
1971	Randy Wiles	65
1972	Randy Wiles	116
1973	Randy Wiles	59
1974	Tom Charpentier	40
1975	Paul Stefan	79
1976	Paul Stefan	83
1977	Paul Stefan	51
1978	Mike Lloyd	32
1979	Mike Alvarez	43
1980	Don Schneider	48
1981	Billy Donathan	38
1982	Billy Donathan	64
1983	Cal Santarelli	91
1984	Robbie Smith	87
1985	Eric Hetzel	99
1986	Mark Guthrie	102
1987	Gregg Patterson	129
1988	Russ Springer	156
1989	Ben McDonald	202
1990	Paul Byrd	130
1991	Chad Ogea	140

1992	Lloyd Peever	116
1993	Mike Sirotko	105
1994	Scott Schultz	131
1995	Scott Schultz	150
1996	Eddie Yarnall	156
1997	Doug Thompson	158
1998	Randy Keisler	135
1999	Kurt Ainsworth	157
2000	Brian Tallet	134
2001	Lane Mestepey	79
2002	Bo Pettit	121

EARNED RUN AVERAGE

Year	Name	ERA
1952	Benny McArdle	2.31
1953	Benny McArdle	2.89
1954	Tom Barfield	1.33
1955	Leonard Drude	4.25
1956	Roger Sigler	1.74
1957	Jim Burg	2.33
1958	Fred Falkenheiner	2.40
1959	Bob Flowers	3.00
1960	Bob Flowers	1.90
1961	Allen Smith	1.34
1962	Allen Smith	1.93
1963	Wiley Dial	2.23
1964	Steve George	2.32
1965	Van Quigley	3.52
1966	Bruce Baudier	1.10
1967	Bruce Baudier	2.11
1968	Mike Tullier	1.35
1969	Craig Pemberton	2.59
1970	Rick Farizo	0.21
1971	Craig Pemberton	2.18
1972	Randy Wiles	1.79
1973	Pat Moock	2.71
1974	Tom Charpentier	2.50
1975	Guy Hollingsworth	1.83
1976	Paul Stefan	1.94
1977	Randy Olsen	3.37
1978	Mike Lloyd	2.13
1979	Kevin Karcher	2.36
1980	Don Schneider	1.38
1981	Mike Murdock	3.73
1982	Billy Donathan	3.40
1983	Cal Santarelli	2.74
1984	Mark Guthrie	2.00
1985	Mark Guthrie	3.39
1986	Barry Manuel	2.37
1987	Gregg Patterson	1.84
1988	Ben McDonald	2.65
1989	Curtis Leskanic	3.19
1990	John O'Donoghue	2.88
1991	Mike Sirotko	2.80
1992	Lloyd Peever	1.98
1993	Brett Laxton	1.98
1994	Bhrett McCabe	2.84
1995	Scott Schultz	3.46
1996	Eddie Yarnall	2.38
1997	Chris Demouy	3.63
1998	Doug Thompson	4.24
1999	Kurt Ainsworth	3.45
2000	Brian Tallet	3.52
2001	Lane Mestepey	3.75
2002	Lane Mestepey	2.59

INNINGS PITCHED

Year	Name	IP
1948	Dick Thompson	72 2/3
1949	Dick Thompson	58 2/3
1950	NA	
1951	Bud McDonald	41 2/3
1952	Benny McArdle	78
1953	Benny McArdle	56
1954	Roger Sigler	33
1955	Leonard Drude	72
1956	Roger Sigler	83 1/3
1957	Leonard Drude	47
1958	Bob Loftin	58 2/3
1959	Butch Mixon	69
1960	Allen Smith	70 1/3
1961	Allen Smith	88
1962	Allen Smith	79
1963	Steve George	68 2/3
1964	Steve George	69 2/3
1965	Van Quigley	55 2/3
1966	Van Quigley	72 2/3
1967	Bruce Baudier	74 1/3
1968	Dick Hicks	59 1/3
1969	Dale Burch	79 1/3
1970	Randy Wiles	81 1/3
1971	Louis Farmer	90 2/3
1972	Randy Wiles	66 1/3
1973	Pat Moock	56 2/3
1974	Pat Moock	96 2/3
1975	Pat Moock	97 1/3
1976	Paul Stefan	94 2/3
1977	Paul Stefan	76 1/3
1978	Jim Uremovich	84 1/3
1979	Mike Alvarez	70
1980	Mike Alvarez	67 2/3
1981	Mike Murdock	65
1982	Billy Donathan	82
1983	Cal Santarelli	105
1984	Robbie Smith	105
1985	Eric Hetzel	105
1986	Stan Loewer	123 2/3

1987	Gregg Patterson	122
1988	Russell Springer	119
1989	Ben McDonald	152 1/3
1990	Paul Byrd	140 2/3
1991	Chad Ogea	131 1/3
1992	Lloyd Peever	104 2/3
1993	Mike Sirotko	145
1994	Scott Schultz	118 2/3
1995	Scott Schultz	117
1996	Eddie Yarnall	124 2/3
1997	Patrick Coogan	125
1998	Doug Thompson	121
1999	Kurt Ainsworth	130 1/3
2000	Brian Tallet	143 1/3
2001	Lane Mestepey	139 1/3
2002	Lane Mestepey	142 1/3

PITCHING VICTORIES

Year	Name	Wins
1948	Dick Thompson	2
	Julius Bensel	2
1949	Bud McDonald	2
	Dick Thompson	2
1950	NA	
1951	Benny McArdle	3
	Bud McDonald	3
1952	Benny McArdle	7
1953	Benny McArdle	4
1954	Bill Lee, Jr	2
	Al King	2
	Roger Sigler	2
1955	Leonard Drude	2
	Bill Lee, Jr.	2
1956	Roger Sigler	6
1957	Roger Sigler	4
1958	Bob Loftin	5
1959	Butch Mixon	6
1960	Butch Mixon	5
	Allen Smith	5
1961	Allen Smith	10
1962	Allen Smith	7
1963	Wiley Dial	6
1964	Steve George	6
1965	Van Quigley	3
1966	Bruce Baudier	3
	Ken Schuetz	3
	Van Quigley	3
1967	Bruce Baudier	6
1968	Dick Hicks	6
1969	Dale Burch	5
1970	Randy Wiles	5
1971	Louis Farmer	7
1972	Randy Wiles	8
1973	Pat Moock	8
1974	Tom Charpentier	6
1975	Pat Moock	10
1976	Paul Stefan	<

Individual Records



*First Baseman Eddy Furniss
(1995-98)*



*Shortstop Jason Williams
(1993-96)*



*Shortstop Brandon Larson
(1997)*

Batting

MOST GAMES

Season: 73 by Johnny Tellechea, Andy Sheets, Tookie Johnson (1991); by Wes Grisham, Tim Clark, Scott Bethea (1990)
Career: 266 by Jason Williams (1993-96)

MOST AT BATS

Game: 8 by Jim Hathorne and Duane Dewey vs. Tulane (4-5-79)
Season: 292 by Mike Fontenot (2000)
Career: 1019 by Jason Williams (1993-96)

MOST RUNS SCORED

Game: 5 by eight players; most recently by Brad Cresse vs. UL-Monroe (5-27-00)
Season: 95 by Nathan Dunn (1996)
Career: 270 by Jason Williams (1993-96)

MOST HITS

Game: 5 by Randy Olson vs. So. Miss. (4-1-79); by Albert Belle vs. Louisiana College (2-18-87); by Rich Vasquez vs. McNeese State (2-22-87); by Craig Faulkner vs. Oral Roberts (3-21-87); by Wes Grisham vs. Southern (2-28-89) and vs. Miss. State (4-16-89); by Keith Osik vs. La. Tech (5-19-89); by Rich Cordani vs. Southern (3-6-90); by Ron Lim vs. Evansville (3-14-90); by Johnny Tellechea at Nevada-Las Vegas (3-9-91); by Lyle Mouton at Louisiana Tech (4-10-91); by Andy Sheets vs. Louisiana College (3-14-92); by Russ Johnson vs. Florida (4-11-93); by Jason Williams vs. Arkansas (4-23-94); by Mike Koerner at South Carolina (4-5-96); by Mike Koerner vs. Va. Commonwealth (3-1-97); by Blair Barbier vs. Southern (3-4-98); by Eddy Furniss at Auburn (3-13-98); by Eric Hendrickson vs. Ohio (3-5-99); by Blair Barbier at Georgia (5-8-99); by Brad Cresse vs. Tulane (3-1-00); by Mike Fontenot at Central Florida (3-4-00); by Blair Barbier at SE Louisiana (3-14-00); by Brad Cresse at Auburn (3-31-00); by Bryan Moore at Arizona State (3-3-01); by Bryan Moore vs. Vanderbilt (4-22-01); by Matt Heath at Tennessee (5-4-02)
Season: 110 by Brandon Larson (1997)
Career: 352 by Eddy Furniss (1995-98)

MOST SINGLES

Game: 5 by Craig Faulkner vs. Oral Roberts (3-21-87)
Season: 78 by Sean Barker (2002)
Career: 238 by Jason Williams (1993-96)

MOST DOUBLES

Game: 3 on 16 occasions; most recently by Sean Barker at Tennessee (5-4-02)
Season: 36 by Brad Hawpe (2000)
Career: 87 by Eddy Furniss (1995-98)

MOST TRIPLES

Game: 2 by nine players; most recently by Jeff Leumont vs. Kentucky (5-16-99)
Season: 11 by Todd Walker (1993)
Career: 15 by Todd Walker (1992-94)

MOST HOME RUNS

Game: 3 by Mark Cooper vs. Ole Miss (4-9-83); by Eddy Furniss at Arkansas (4-21-95); by Eddy Furniss vs. Georgia (3-17-96); by Brandon Larson vs. Duke (2-23-97); by Brandon Larson at La. Tech (3-25-97); by Eddy Furniss at Auburn (3-13-98); by Eric Hendrickson vs. Ohio (3-5-99); by Brad Cresse vs. UL-Monroe (5-27-00); by Zeph Zinsman vs. Duquesne (2-23-01)
Season: 40 by Brandon Larson (1997)
Career: 80 by Eddy Furniss (1995-98)

MOST RUNS BATTED IN

Game: 9 by Eric Hendrickson vs. Ohio (3-5-99)
Season: 118 by Brandon Larson (1997)
Career: 308 by Eddy Furniss (1995-98)

MOST TOTAL BASES

Game: 16 by Eddy Furniss at Auburn (3-13-98)
Season: 250 by Brandon Larson (1997)
Career: 689 by Eddy Furniss (1995-98)

HIGHEST SLUGGING PERCENTAGE

Season: .898 by Eddy Furniss (1998)
Career: .727 by Eddy Furniss (1995-98)

MOST SACRIFICE FLIES

Game: 2 on several occasions; most recently by Aaron Hill vs. Arkansas (4-27-02)
Season: 10 by Wes Grisham (1990)
Career: 18 by Blair Barbier (1997-2000); by Wally Pontiff (2000-02)

MOST SACRIFICE BUNTS

Game: 2 on several occasions; most recently by David Raymer vs. Birmingham-Southern (2-9-02)
Season: 11 by Dave Cunningham (1987); by Josh Dalton (1999)
Career: 19 by Mike Sonderegger (1970-73)

MOST WALKS

Game: 4 on several occasions; most recently by Matt Heath vs. South Carolina (5-23-02)
Season: 77 by Andy Galy (1987)
Career: 191 by Eddy Furniss (1995-98)

MOST STRIKEOUTS

Game: 5 by Tim Lanier at Nicholls State (4-26-94); by Casey Cuntz vs. South Carolina (4-5-97)
Season: 73 by Gary Hymel (1991)
Career: 213 by Brad Cresse (1997-2000)

MOST STOLEN BASES

Game: 3 on several occasions; most recently by Ray Wright vs. Arizona State (3-2-01)
Season: 42 by Rob Hartwig (1987)
Career: 73 by Rob Hartwig (1986-87)

HIGHEST BATTING AVERAGE

(Minimum of two at bats per team game)
Season: .410 by Russ Johnson (1994)
Career: .396 by Todd Walker (1992-94)

Pitching

MOST INNINGS PITCHED

Game: 10.2 by Russell Springer vs.Kentucky (3-20-88)
Season: 152.1 by Ben McDonald (1989)
Career: 398 by Scott Schultz (1992-95)

MOST APPEARANCES

Season: 41 by Barry Manuel (1986); by Rick Greene (1991)
Career: 108 by Mark LaRosa (1988-91)

MOST STRIKEOUTS

Game: 17 by Scott Schultz vs. Maine (3-10-95)
Season: 202 by Ben McDonald (1989)
Career: 409 by Scott Schultz (1992-95)

MOST WALKS

Game: 11 by Eddie Olsen vs.Ole Miss (3-20-77); by John Chadwick vs.Miss.State (4-4-66)
Season: 79 by Dan Kite (1988)
Career: 183 by Dan Kite (1986-88)

MOST HITS ALLOWED

Game: 15 by Scott Schultz at Auburn (5-6-94)
Season: 158 by Lane Mestepey (2001)
Career: 365 by Scott Schultz (1992-95)

MOST WILD PITCHES

Game: 6 by Scott Schultz vs. Alabama (4-28-95)
Season: 20 by Kurt Ainsworth (1999)
Career: 45 by Scott Schultz (1992-95)

MOST STARTS

Season: 22 by Ben McDonald (1988); by Mark Guthrie (1986)
Career: 56 by Brett Laxton (1993-96)

MOST SHUTOUTS

Season: 3 by Randy Wiles (1970); by Ben McDonald (1989); by Brian Tallet (2000)
Career: 7 by Randy Wiles (1970-73)

MOST COMPLETE GAMES

Season: 10 by Mike Sirotko (1993); by Ben McDonald (1988); by Paul Stefan (1976)
Career: 27 by Pat Mook (1972-75)

LOWEST EARNED RUN AVERAGE

Season: 0.21 by Rick Farizo (1970)
Career: 1.70 by Bruce Baudier (1966-67)

HIGHEST WON-LOST PERCENTAGE

Season: 1.000 by Lloyd Peever (14-0,1992)
Career: .880 by Patrick Coogan (22-3, 1995-97)

MOST WINS

Season: 17 by Paul Byrd (17-6,1990)
Career: 38 by Scott Schultz (38-12,1992-95)

MOST LOSSES

Season: 8 by Mark Guthrie (6-8,1985)
Career: 18 by Mike Lloyd (13-18,1977-80)

MOST SAVES

Season: 14 by Rick Greene (1991)
Career: 29 by Rick Greene (1990-92)

FEWEST HITS ALLOWED

(Per Nine Innings)
Season: 4.07 by Fred Southerland (25 hits in 55.1 IP, 1962)
Career: 5.33 by Barry Manuel (80 hits in 135 IP, 1985-87)

FEWEST WALKS ALLOWED

(Per Nine Innings)
Season: 1.08 by Lane Mestepey (17 walks in 142.1 IP, 2002)
Career: 1.73 by Lane Mestepey (54 walks in 281.2 IP, 2001-02)

MOST STRIKEOUTS

(Per Nine Innings)
Season: 14.33 by Russell Springer (68 Ks in 42.2 IP, 1987)
Career: 11.88 by Eddie Yarnall (260 Ks in 197 IP, 1994-96)

MOST RUNS ALLOWED

Game: 15 by Chuck Voorhies vs.Michigan St. (3-22-75)
Season: 77 by Lane Mestepey (2001)
Career: 208 by Clay Parker (1982-85)

MOST EARNED RUNS ALLOWED

Game: 11 by Ben McDonald vs. Texas (6-8-89)
Season: 68 by Brandon Bowe (1999)
Career: 161 by Clay Parker (1982-85)

MOST PICKOFFS

Season: 19 by John O'Donoghue (1990)

Fielding

MOST PUT OUTS


Game: 21 by Tim Lanier at Florida (3-22-96)
Season: 633 by Kenny Jackson (1993)
Career: 1598 by Eddy Furniss (1995-98)

MOST ASSISTS

Game: 10 by Mark Howie vs.Florida State (3-29-83); by Jason Williams vs.Georgia Tech (5-26-96); by Mike Fontenot vs Texas (6-10-00)
Season: 246 by Ryan Theriot (2001)
Career: 625 by Jason Williams (1993-96); by Ryan Theriot (1999-2001)

MOST ERRORS


Game: 4 by Wally McMakin vs.Houston (2-23-75); by Wally McMakin vs.Auburn (4-9-76); by Josh Dalton vs. Vanderbilt (4-9-99)
Season: 33 by Keith Osik (1989)
Career: 74 by Mike Crosswell (1975-78)



*Pitcher Randy Wiles
(1970-73)*



*Pitcher Scott Schultz
(1992-95)*



*Pitcher Russ Springer
(1987-89)*

Team Records

INTRO

THIS IS LSU

PREVIEW

TIGERS

COACHES

REVIEW

HISTORY

RECORDS

LSU



*Pitcher Rick Farizo
(1968-71)*



*Head Coach Jim Smith
(1966-1978)*



*Catcher Rob Leary
(1985-86)*

Batting

MOST AT BATS

Game: 58 at Florida (3-22-96)
Season: 2,542 (2000)

MOST RUNS SCORED

Inning: 18 vs.Georgia Tech (7th inning,
5-26-96)
Game: 29 vs.Georgia Tech (5-26-96)
Season: 673 (1997)

MOST HITS

Game: 27 vs.Evansville (3-14-90)
Season: 864 (2000)

MOST SINGLES

Game: 19 at Miss.State (5-19-95)
Season: 558 (2000)

MOST DOUBLES

Game: 10 vs.Arkansas (3-22-98)
Season: 194 (2000)

MOST TRIPLES

Game: 3 on ten occasions; most recent-
ly vs.Kentucky (5-16-99)
Season: 37 (1993)

MOST HOME RUNS

Game: 8 vs.Southern California
(5-30-98)
Season: 188 (1997)

MOST RUNS BATTED IN

Game: 28 vs.Georgia Tech (5-26-96)
Season: 632 (1997)

MOST TOTAL BASES

Game: 54 at Louisiana College (3-14-92)
Season: 1,523 (1997)

HIGHEST SLUGGING PERCENTAGE

Game: 1.058 at Louisiana College (3-14-92)
Season: .607 (1997)

MOST SACRIFICE FLIES

Game: 4 vs.Nicholls State (4-3-91)
Season: 48 (1996)

MOST SACRIFICE BUNTS

Game: 4 on three occasions,most
recently vs. Birmingham-
Southern (2-9-02)
Season: 35 (1975)

MOST WALKS

Game: 16 vs.Mercer (2-18-89); vs.
Mercer (2-19-89); vs. Florida (3-2-91)
Season: 444 (1989)

MOST STRIKEOUTS

Game: 21 vs. Tulane (11 innings, 4-30-
65)
Season: 585 (1997)

MOST STOLEN BASES

Game: 10 vs.Michigan St.(3-21-75)
Season: 156 (1987)

MOST LEFT ON BASE

Game: 22 vs. Tulane (14 innings, 4-5-79)
Season: 613 (2000)

BATTING AVERAGE

High: .340 (2000)
Low: .210 (1969)

HITS PER GAME

High: 12.52 (2000)
Low: 6.06 (1969)

RUNS PER GAME

High: 9.67 (1996)
Low: 2.83 (1969)

WALKS PER GAME

High: 6.17 (1989)
Low: 2.79 (1965)

STRIKEOUTS PER GAME

High: 8.37 (1998)
Low: 3.81 (1981)

Fielding

MOST PUT OUTS

Game: 48 vs.South Alabama (16
innings,4-10-72)
Season: 1,891 (1990)

MOST ASSISTS

Game: 22 vs. Auburn (14 innings, 5-5-85)
Season: 830 (1993)

MOST ERRORS

Game: 8 vs.Auburn (3-4-84)
Season: 125 (1993)

MOST DOUBLE PLAYS

Game: 5 vs.Georgia (4-13-02)
Season: 73 (2002)

MOST TRIPLE PLAYS

Game: 1 vs.New Orleans (4-28-81); vs.
Oklahoma (5-23-97); vs. Ole
Miss (3-28-99)
Season: 1 (1981,1997, 1999)

Pitching

MOST INNINGS PITCHED

Game: 16 vs. South Alabama (4-10-72)
 Season: 630.3 (1990)

MOST STRIKEOUTS

Game: 20 at Florida (16 innings, 3-22-96)
 Season: 682 (1997)

MOST WALKS

Game: 16 vs. Tulane (3-10-83)
 Season: 292 (1988)

MOST RUNS ALLOWED

Inning: 12 vs. Miss. St. (3rd inning, 4-10-78)
 Game: 28 at Alabama (5-10-97)
 Season: 402 (1999)

MOST EARNED RUNS ALLOWED

Game: 22 at Alabama (5-10-97)
 Season: 329 (1999)

MOST HITS ALLOWED

Game: 28 at Alabama (5-10-97)
 Season: 661 (2000)

MOST WILD PITCHES

Game: 6 vs. Alabama (4-28-95)
 Season: 69 (1999)

MOST APPEARANCES

Game: 8 vs. TCU (3-19-94); vs. Ole Miss
 (4-14-01)
 Season: 233 (1997)

SAVES

High: 20 (1989)
 Low: 0 (1976)

COMPLETE GAMES

High: 25 (1979, 1968)
 Low: 4 (2000)

EARNED RUN AVERAGE

High: 6.08 (1981)
 Low: 1.75 (1968)

STRIKEOUTS PER GAME

High: 9.74 (1997)
 Low: 3.78 (1978)

WALKS PER GAME

High: 5.22 (1982)
 Low: 2.66 (1971)

HITS ALLOWED PER GAME

High: 9.86 (1999)
 Low: 4.79 (1968)

RUNS ALLOWED PER GAME

High: 6.92 (1981)
 Low: 1.91 (1968)

Season

GAMES PLAYED

High: 73 (1990, 1991)
 Low: 19 (1965)

GAMES WON

High: 57 (1997)
 Low: 6 (1965)

GAMES LOST

High: 34 (1978)
 Low: 13 (1997, 1973, 1967, 1965)

CONSECUTIVE GAMES WON

Season: 19 (1997)

CONSECUTIVE GAMES LOST

Season: 11 (1982)

GAMES WON AT HOME

High: 38 (1986)
 Low: 6 (1965)

GAMES WON ON ROAD

High: 24 (1989, 2000)
 Low: 0 (1965)

CONFERENCE WINS

High: 22 (1997, 1986)
 Low: 4 (1977, 1969, 1966, 1965)

CONFERENCE LOSSES

High: 18 (1978)
 Low: 3 (1975)

WON-LOST PERCENTAGE

High: .814 (57-13, 1997)
 Low: .282 (12-34, 1978)



*Pitcher Lloyd Peever
(1992)*



*Pitcher Pat Mook
(1972-75)*



*Head Coach Ray Didier led LSU
to the 1961 SEC title.*

NCAA & SEC Statistical Champions

* - SEC Record | # - NCAA Record

LSU's SEC Individual Leaders

Home Runs

1964	Bob Stewart	7
1987	Albert Belle	21
1988	Craig Cala	15
1991	Gary Hymel	25
1993	Todd Walker	22
1996	Eddy Furniss	26
1997	Brandon Larson	*40
1998	Brad Cresse	29
2000	Brad Cresse	30

RBI

1987	Craig Faulkner	69
1988	Craig Cala	75
1989	Wes Grisham	85
1991	Gary Hymel	79
1992	Todd Walker	76
1993	Todd Walker	102
1996	Eddy Furniss	106
1997	Brandon Larson	*118
1998	Brad Cresse	90
2000	Brad Cresse	106
2001	Todd Linden	76

Triples

1981	Chip Moses	5
1983	Mark Howie	7
1989	Wes Grisham	6
1990	Rich Cordani	6
1995	Mike Klostermeyer	6

Doubles

1986	Jeff Yurtin	24
1994	Russ Johnson	26
2000	Brad Hawpe	# 36

Stolen Bases

1972	Mike Sonderegger	19
1975	Larry Wright	25
1987	Rob Hartwig	42

Hits

1961	John Bailey	32
1989	Wes Grisham	106
1990	Wes Grisham	100
1992	Todd Walker	100
1993	Todd Walker	109
1997	Brandon Larson	110

Runs Scored

1991	Lyle Mouton	78
1992	Todd Walker	72
1993	Todd Walker	85
1994	Todd Walker	77
1996	Nathan Dunn	95
2000	Mike Fontenot	93

Pitching Wins

1961	Allen Smith	10
1972	Randy Wiles	8
1975	Pat Mook	10
1976	Paul Stefan	10
1986	Stan Loewer	14
1989	Curtis Leskanic	15
1990	Paul Byrd	17

1991	Chad Ogea	14
1992	Lloyd Peever	14
1996	Eddie Yarnall	11
1999	Kurt Ainsworth	13
2001	Lane Mestepey	11

ERA

1961	Allen Smith	1.34
1966	Bruce Baudier	0.88
1970	Rick Farizo	* 0.21
1980	Don Schneider	1.38
1986	Barry Manuel	2.37
1993	Brett Laxton	1.98
2002	Lane Mestepey	2.59

Strikeouts Pitched

1972	Randy Wiles	116
1975	Paul Stefan	73
1976	Paul Stefan	83
1983	Cal Santarelli	91
1986	Mark Guthrie	122
1988	Russ Springer	156
1989	Ben McDonald	* 202
1991	Chad Ogea	140
1995	Scott Schultz	150
1999	Kurt Ainsworth	157

LSU's SEC Team Leaders

Batting Average

1990	LSU	.325
1996	LSU	.318
2000	LSU	.340
2001	LSU	.318

Home Runs

1993	LSU	85
1995	LSU	81
1996	LSU	131
1997	LSU	# 188
1998	LSU	157

RBI

1987	LSU	434
1990	LSU	515
1991	LSU	488
1993	LSU	527
1995	LSU	457
1996	LSU	583
1997	LSU	* 632
2000	LSU	598
2001	LSU	514

Triples

1987	LSU	18
1988	LSU	19
1989	LSU	26
1990	LSU	27
1993	LSU	37

Doubles

1990	LSU	156
1991	LSU	138
1993	LSU	152
2000	LSU	* 194

Stolen Bases

1987	LSU	156
------	-----	-----

Hits

1986	LSU	696
1990	LSU	807
1993	LSU	737

2000	LSU	864
2001	LSU	754

Runs Scored

1986	LSU	542
1987	LSU	509
1990	LSU	587
1991	LSU	547
1993	LSU	603
1996	LSU	648
2000	LSU	652
2001	LSU	574

ERA

1987	LSU	3.07
1989	LSU	3.50
1996	LSU	3.38
1998	LSU	4.38
2002	LSU	3.42

Strikeouts Pitched

1985	LSU	442
1987	LSU	552
1988	LSU	519
1989	LSU	621
1990	LSU	555
1991	LSU	626
1996	LSU	633
1997	LSU	681
1998	LSU	646
2000	LSU	574

Fielding Percentage

1995	LSU	.970
------	-----	------

Slugging Percentage

1990	LSU	.486
1993	LSU	.511
1995	LSU	.491
1996	LSU	.558
2000	LSU	.542
2001	LSU	.508

LSU's NCAA Individual Leaders

Home Runs

1996	Eddy Furniss	26
2000	Brad Cresse	30

RBI

1993	Todd Walker	102
1996	Eddy Furniss	103
2000	Brad Cresse	106

Doubles

2000	Brad Hawpe	# 36
------	------------	------

Total Bases

1993	Todd Walker	214
------	-------------	-----

Walks

1987	Andy Galy	77
------	-----------	----

Saves

1991	Rick Greene	14
------	-------------	----

LSU's NCAA Team Leaders

Hits

1990	LSU	807
------	-----	-----

Runs Scored

1993	LSU	603
------	-----	-----

Home Runs

1997	LSU	# 188
1998	LSU	157

All-America

- 2002 - **Lane Mestepey**, LHP, *Collegiate Baseball* (3rd Team)
- **J.C. Holt**, 2B, *Baseball America* (Freshman 2nd Team); *Collegiate Baseball* (Freshman Honorable Mention)
- **Clay Harris**, RHP, *Collegiate Baseball* (Freshman Honorable Mention)
- **Jason Vargas**, LHP, *Collegiate Baseball* (Freshman Honorable Mention)
- 2001 - **Lane Mestepey**, LHP, *Collegiate Baseball* (3rd Team); *Baseball America* (Freshman 1st Team); *Baseball Weekly* (Freshman 1st Team)
- **Todd Linden**, OF, *Baseball America* (3rd Team)
- **Aaron Hill**, OF, *Collegiate Baseball* (Freshman Honorable Mention)
- 2000 - **Brad Cresse**, C, *Baseball Weekly* (1st Team); *Collegiate Baseball* (1st Team), NCBWA (1st Team), *Baseball America* (1st Team); ABCA (1st Team); *The Sporting News* (2nd Team)
- **Brad Hawpe**, 1B, *Baseball America* (2nd Team); *Collegiate Baseball* (3rd Team)
- **Brian Tallet**, LHP, *Baseball America* (2nd Team)
- **Mike Fontenot**, 2B, *Collegiate Baseball* (Freshman 1st Team); *Baseball America* (Freshman 1st Team)
- **Wally Pontiff**, OF, *Collegiate Baseball* (Freshman Honorable Mention)
- **Bo Pettit**, RHP, *Collegiate Baseball* (Freshman Honorable Mention)
- 1999 - **Kurt Ainsworth**, RHP, *Baseball America* (1st Team)
- **Brad Cresse**, C, NCBWA (2nd Team)
- **Jeff Leamont**, 1B, NCBWA (3rd Team)
- 1998 - **Eddy Furniss**, 1B, NCBWA (1st Team); *Collegiate Baseball* (1st Team); *Baseball America* (1st Team); *The Sporting News* (1st Team); ABCA (1st Team); *USA Today* (2nd Team)
- **Brad Cresse**, C, *The Sporting News* (1st Team); NCBWA (2nd Team); ABCA (3rd Team)
- **Trey McClure**, INF, NCBWA (2nd Team); *The Sporting News* (3rd Team)
- **Doug Thompson**, RHP, NCBWA (2nd Team)
- 1997 - **Brandon Larson**, SS, *Baseball America* (1st Team); NCBWA (1st Team); *The Sporting News* (1st Team); ABCA (1st Team); *Collegiate Baseball* (3rd Team)
- **Patrick Coogan**, RHP, NCBWA (1st Team); *Collegiate Baseball* (2nd Team); *Baseball America* (3rd Team)
- **Eddy Furniss**, 1B, NCBWA (3rd Team)
- **Blair Barbier**, 2B; *Collegiate Baseball* (Freshman 1st Team)
- 1996 - **Eddy Furniss**, 1B, *Collegiate Baseball* (1st Team); *Baseball America* (1st Team); ABCA (1st Team); NCBWA (1st Team)
- **Eddie Yarnall**, LHP, *Baseball America* (1st Team); ABCA (1st Team); *Collegiate Baseball* (2nd Team); NCBWA (2nd Team)
- **Jason Williams**, SS, NCBWA (2nd Team); ABCA (3rd Team)
- **Nathan Dunn**, 3B, NCBWA (2nd Team); *Collegiate Baseball* (3rd Team)
- **Warren Morris**, 2B, NCBWA (Honorable Mention)
- **Chad Cooley**, OF, NCBWA (Honorable Mention)
- **Chris Demouy**, LHP, NCBWA (Honorable Mention)
- 1995 - **Scott Schultz**, RHP, NCBWA (1st Team); *Collegiate Baseball* (3rd Team); *Baseball America* (3rd Team); ABCA (3rd Team)
- **Warren Morris**, 2B, NCBWA (2nd Team)
- **Mike Klostermeyer**, 1B, NCBWA (3rd Team)
- **Jason Williams**, SS, NCBWA (Honorable Mention)
- **Eddy Furniss**, DH, *Collegiate Baseball* (Freshman Honorable Mention)
- 1994 - **Todd Walker**, 2B, *Collegiate Baseball* (1st Team); *Baseball America* (1st Team); NCBWA (1st Team); ABCA (1st Team)
- **Russ Johnson**, SS, NCBWA (1st Team); *Collegiate Baseball* (2nd Team); *Baseball America* (2nd Team); ABCA (2nd Team)
- **Scott Schultz**, RHP, NCBWA (2nd Team); *Collegiate Baseball* (3rd Team)
- **Warren Morris**, LF, *Collegiate Baseball* (Freshman Honorable Mention)
- 1993 - **Todd Walker**, 2B, *Collegiate Baseball* (1st Team); *Baseball America* (1st Team); ABCA (1st Team); NCBWA (1st Team)
- **Brett Laxton**, RHP, NCBWA (1st Team); *Collegiate Baseball* (2nd Team); *Baseball America* (2nd Team); ABCA (3rd Team); *Collegiate Baseball* (Freshman 1st Team)
- **Harry Berrios**, OF, ABCA (2nd Team); NCBWA (2nd Team)
- 1992 - **Lloyd Peever**, RHP, *Collegiate Baseball* (1st Team); *Baseball America* (1st Team); ABCA (1st Team)
- **Todd Walker**, 2B, *Collegiate Baseball* (2nd Team, Freshman 1st Team); *Baseball America* (2nd Team, Freshman 1st Team)
- **Rick Greene**, RHP, *Collegiate Baseball* (2nd Team)
- **Russ Johnson**, 3B, *Collegiate Baseball* (Freshman 1st Team); *Baseball America* (Freshman 1st Team)
- **Scott Schultz**, RHP, *Baseball America* (Freshman 1st Team); *Collegiate Baseball* (Freshman Honorable Mention)
- 1991 - **Chad Ogea**, RHP, *Baseball America* (2nd Team)
- **Rick Greene**, RHP, *Collegiate Baseball* (2nd Team); ABCA (3rd Team)
- **Lyle Mouton**, OF, *Collegiate Baseball* (3rd Team)
- 1990 - **Wes Grisham**, OF, *Baseball America* (1st Team); ABCA (2nd Team); *The Sporting News* (2nd Team)
- **Paul Byrd**, RHP, *Baseball America* (2nd Team)
- 1989 - **Ben McDonald**, RHP, *Baseball America* (1st Team); *Collegiate Baseball* (1st Team); *The Sporting News* (1st Team); ABCA (1st Team)
- **Paul Byrd**, RHP, *Collegiate Baseball* (Freshman Team)
- **Ben McDonald**, RHP, *Baseball America* (1st Team)
- 1988 - **Gregg Patterson**, LHP, *Baseball America* (2nd Team)
- 1987 - **Barry Manuel**, RHP, ABCA (3rd Team); *Baseball America* (2nd Team)
- 1986 - **Albert Belle**, OF, *Baseball America* (2nd Team)
- **Dan Kite**, RHP, *Baseball America* (Freshman Team)
- 1983 - **Cal Santarelli**, P, ABCA (3rd Team)
- 1974 - **Mike Miley**, 2B, *The Sporting News* (1st Team)
- 1961 - **Allen Smith**, P, ABCA (1st Team)

Academic All-America

- 1998 - Eddy Furniss, 1B (2nd Team)
- 1997 - Eddy Furniss, 1B (1st Team)
- 1996 - Eddy Furniss, 1B (2nd Team)
- Chris Demouy, P (3rd Team)
- 1995 - Warren Morris, 2B (1st Team)
- 1994 - Tim Lanier, C (3rd Team)

Academic All-SEC

- 2002 - Brad David, LHP, 3.13 (Management)
- Justin Hill, RHP, 3.49 (General Studies)
- David Miller, RHP, 3.14 (Civil Engineering)
- Tim Nugent, LHP, 3.16 (General Business)
- Wally Pontiff, 3B, 3.25 (Biology)
- Chad Vaught, RHP, 3.53 (Zoology)
- 2001 - Billy Brian, RHP, 3.25 (Construction Management)
- Brad David, LHP, 3.05 (Construction Management)
- David Miller, RHP, 3.00 (General Studies)
- Tim Nugent, LHP, 3.33 (General Studies)
- Wally Pontiff, 3B, 3.06 (Undergraduate Studies)
- Chad Vaught, 3.13 (Zoology)
- 2000 - Blair Barbier, 3B, 3.33 (Finance)
- Billy Brian, RHP, 3.25 (Construction Management)
- Mike Daly, INF, 3.40 (Marketing)
- Brad Hawpe, 1B, 3.01 (Finance)
- Trey Hodges, RHP, 3.02 (Kinesiology)
- Jeremy Loftice, RHP, 3.01 (Kinesiology)
- Billy McBride, OF, 3.11 (Undergraduate Studies)
- Tommy Morel, OF, 3.11 (Microbiology)
- Tim Nugent, LHP, 3.44 (General Business)
- Jeremy Witten, OF, 3.44 (Kinesiology)
- 1999 - Kurt Ainsworth, RHP, 3.41 (Management Information Systems)
- Christian Bourgeois, OF, 3.24 (Zoology)
- Josh Dalton, SS, 3.16 (Kinesiology)
- Mike Daly, INF, 3.11 (Marketing)
- Tim Nugent, LHP, 3.05 (Undergraduate Studies)
- Jeremy Witten, OF, 3.11 (Kinesiology)
- 1998 - Blair Barbier, INF, 3.17 (Undergraduate Studies)
- Matt Colvin, LHP, 3.38 (Management Information Systems)
- Chris Demouy, LHP, 3.33 (Business Administration)
- Eddy Furniss, 1B, 3.47 (Zoology)
- Doug Thompson, RHP, 3.22 (Kinesiology)
- 1997 - Eric Berthelot, LHP, 3.26 (Kinesiology)
- John Blancher, INF, 3.22 (Liberal Arts)
- Patrick Coogan, RHP, 3.0 (Business Administration)
- Casey Cuntz, 3B, 3.62 (Mass Communications)
- Brian Daugherty, RHP, 3.37 (General Studies)
- Chris Demouy, LHP, 3.63 (Management)
- Eddy Furniss, 1B, 3.66 (Zoology)
- Jeff Harris, RHP, 3.77 (Kinesiology)
- Joey Painich, RHP, 3.16 (Kinesiology)
- 1996 - Warren Morris, 2B, 3.5 (Zoology)
- Eddy Furniss, 1B, 3.7 (Pre-Medicine)
- Brad Wilson, DH, 3.0 (General Studies)
- Kevin Ward, C, 3.6 (Electrical Engineering)
- Tim Lanier, C, 3.6 (Kinesiology)
- Brian Daugherty, RHP, 3.1 (Kinesiology)
- Chris Demouy, LHP, 3.8 (Management)
- 1995 - Warren Morris, 2B, 3.73 (Zoology)
- Kevin Ainsworth, OF, 3.25 (Management)
- Bhrett McCabe, RHP, 3.06 (Psychology)
- Kevin Ward, C, 3.34 (Electrical Engineering)
- Tim Lanier, C, 3.10 (Kinesiology)
- Brian Winders, RHP, 3.53 (General Studies)
- Casey Cuntz, SS, 3.42 (General Studies)
- 1994 - Kevin Ainsworth, RF, 3.07 (Business Management)
- Scott Berardi, C, 3.12 (Advertising)
- Tim Lanier, C, 3.25 (Kinesiology)
- Bhrett McCabe, RHP, 3.11 (Zoology)
- Warren Morris, LF, 3.68 (Accounting)
- Kevin Ward, C, 3.40 (Accounting)
- 1993 - Mike Sirotko, LHP, 3.15 (Psychology)
- Matt Chamberlain, RHP, 3.28 (Microbiology)
- Brian Winders, RHP, 3.10 (Microbiology)
- 1992 - Tim Bauer, C, 3.50 (Marketing)
- Matt Chamberlain, RHP, 3.32 (Microbiology)
- David Herry, RHP, 3.10 (Business Administration)
- Chris Moock, OF, 3.00 (General Studies)
- Jared Mula, OF, 3.20 (General Studies)
- Bhrett McCabe, RHP, 3.00 (General Studies)
- Mike Sirotko, LHP, 3.20 (Psychology)
- 1991 - Tim Bauer, C, 3.60 (Marketing)
- Paul Byrd, RHP, 3.04 (General Studies)
- Matt Chamberlain, RHP, 3.35 (Pre-Medicine)
- Pat Garrity, DH, 3.03 (General Studies)
- 1988 - Daniel Edwards, C, 3.81 (Philosophy)
- 1987 - Rob Hartwig, OF, 3.15 (General Studies)
- Mark Guthrie, LHP, 3.13 (General Studies)
- Pete Bush, 1B, 3.05 (Management)

LSU Individual Honors

- 1986 - Joe Zimmerman, P, 3.25 (Physical Education)
- Terry Belle, OF, 3.00 (Accounting)
- 1985 - Joe Zimmerman, P, 3.57 (Physical Therapy)
- 1984 - Mark Howie, SS, 3.25 (Business Administration)
- 1983 - Mark Howie, SS, 3.00 (Marketing)
- 1980 - Randy Olson, OF, 3.00 (Education)
- 1979 - Lucien Tujague, OF, 3.20 (Petroleum Engineering)
- 1976 - Wally McMakin, 3B, 3.30 (Education)
- Tony Toups, SS, 3.20 (Business Administration)
- 1975 - Wally McMakin, DH, 3.00 (Education)
- Randy Aldridge, OF, 3.40 (Education)
- Guy Hollingsworth, P, 3.20 (Pre-Law)
- 1974 - Randy Aldridge, OF, 3.75 (Education)
- Tom Charpentier, P, 3.00 (Business Administration)
- 1973 - Steve Spitz, 2B, 3.00 (Business Administration)
- 1971 - Mike Mook, 2B, 3.20 (Business Administration)
- Lou Farmer, P, 3.20 (Business Administration)

All-SEC (first-team)

- 2002 - Lane Mestepey, LHP
- 2001 - Lane Mestepey, LHP
- Wally Pontiff, 3B
- Mike Fontenot, 2B
- 2000 - Brad Cresse, C
- 1998 - Eddy Furniss, 1B
- 1997 - Brandon Larson, SS
- Patrick Coogan, RHP
- 1996 - Eddy Furniss, 1B
- Nathan Dunn, 3B
- Eddie Yarnall, LHP
- 1995 - Scott Schultz, RHP
- 1994 - Russ Johnson, SS
- Todd Walker, 2B
- 1993 - Todd Walker, 2B
- Brett Laxton, RHP
- 1992 - Lloyd Peever, RHP
- Todd Walker, 2B
- 1991 - Tookie Johnson, 2B
- 1990 - Wes Grisham, OF
- Chad Ogea, RHP



Infielder Blair Barbier (1997-2000)

- Keith Osik, C
- Tookie Johnson, 2B
- 1989 - Ben McDonald, P
- Wes Grisham, DH
- 1988 - Craig Cala, OF
- Ben McDonald, RHP
- 1987 - Albert Belle, OF
- Gregg Patterson, LHP
- 1986 - Jim Bowie, 1B
- Mark Guthrie, LHP
- 1985 - Marty Lanoux, 3B
- 1984 - Mark Cooper, C
- 1983 - Mark Cooper, C
- Cal Santarelli, P
- 1980 - Don Schneider, P
- 1979 - Bobby Mariano, 3B
- 1976 - Paul Stefan, P
- Tony Toups, SS
- 1975 - Steve Frank, 1B
- Wally McMakin, 3B
- Pat Mook, P
- 1973 - Gerald Keigley, UT
- Pat Mook, P
- 1972 - Mike Miley, UT
- Randy Wiles, P
- 1971 - Craig Burns, OF
- 1969 - Tom Giles, C
- 1968 - Bob Leake, OF
- 1967 - Tom Giles, C
- Steve Ogin, OF
- 1964 - Steve George, P
- 1963 - Gene Achord, OF
- 1962 - Allen Smith, P
- 1961 - Allen Smith, P
- John Bailey, OF
- 1958 - Bob Loftin, P
- Al White, 2B
- 1953 - Jerry Marchand, C



First Baseman Brad Hawpe (1999-2000)

- 1952 - Jerry Marchand, C
- Benny McArdle, P
- 1951 - Gene Murphy, C

SEC Player of the Year

- 1996 - Eddy Furniss, 1B
- 1994 - Russ Johnson, SS
- 1993 - Todd Walker, 2B

SEC Freshman of the Year

- 2001 - Lane Mestepey, LHP
- 2000 - Mike Fontenot, 2B


All-SEC (Second Team)

- 2002 - Wally Pontiff, 3B
- Jake Tompkins, RHP
- 2001 - Ryan Theriot, SS
- Todd Linden, OF
- Bryan Moore, 1B
- 1999 - Trey McClure, OF
- Jeff Leaumont, 1B
- 1998 - Trey McClure, 3B
- Brad Cresse, C
- Doug Thompson, RHP
- 1997 - Blair Barbier, 2B
- Eddy Furniss, 1B
- 1996 - Chad Cooley, OF
- Justin Bowles, OF
- Jason Williams, SS
- 1995 - Warren Morris, 2B
- 1994 - Scott Schultz, RHP
- 1993 - Harry Berrios, RF
- 1991 - Gary Hymel, C
- Lyle Mouton, RF
- Rich Cordani, LF
- 1990 - Rich Cordani, DH
- Paul Byrd, RHP
- 1989 - Craig Cala, RF
- Curtis Leskanic, RHP
- 1987 - Dave Cunningham, SS
- 1986 - Burke Broussard, 2B
- Jeff Reboulet, SS
- Albert Belle, RF
- Rob Leary, C
- Barry Manuel, RHP

All-SEC Western Division (1951-85)

- 1985 - Jeff Reboulet, SS
- Marty Lanoux, 3B
- Robbie Smith, P
- 1984 - Mark Cooper, C
- Tim Sossamon, OF
- John Dixon, DH
- 1983 - Mark Cooper, C
- Cal Santarelli, P
- 1982 - Dan Karp, C
- Billy Donathan, P
- 1981 - Chip Moses, 2B
- 1980 - Don Schneider, P
- Mike Alvarez, P

- Randy Olson, 1B
- 1979 - Bobby Mariano, 3B
- Duane Dewey, C
- Pete Almaguer, 2B
- Mike Alvarez, P
- 1976 - Paul Stefan, P
- Tony Touns, SS
- 1975 - Steve Frank, 1B
- Wally McMakin, 3B
- Pat Moock, P
- Vaughn Meiners, OF
- Tommy Saizan, C
- 1974 - Randy Aldridge, OF
- Tom Charpentier, P
- Mike Miley, UT
- 1973 - Gerald Keigley, UT
- Pat Moock, P
- Mike Sonderegger, OF
- 1972 - Mike Miley, UT
- Randy Wiles, P
- 1971 - Craig Burns, OF
- Lou Farmer, P
- 1970 - Bill Bright, OF
- 1969 - Tom Giles, C
- 1968 - Bob Leake, OF
- Ron Hunt, UT
- 1967 - Tom Giles, C
- Steve Ogin, OF
- 1966 - Bruce Baudier, P
- 1964 - Steve George, P
- Gene Achord, OF
- Harry Morel, 3B
- 1963 - Gene Achord, OF
- Wiley Dial, P
- 1962 - Allen Smith, P
- Larry Edmondson, UT
- Jimmy Field, OF
- 1961 - John Bailey, OF



Catcher Brad Cresse (1997-2000)

- Allen Smith, P
- Lynn Amedee, P
- Larry Edmondson, SS
- 1958 - Bob Loftin, P
- Al White, 2B
- 1953 - Jerry Marchand, C
- 1952 - Jerry Marchand, C
- Benny McArdle, P
- 1951 - Gene Murphy, C

SEC All-Tournament

- 2002 - Matt Heath, OF
- 2001 - Matt Heath, C
- Todd Linden, OF
- 2000 - Brian Tallet, LHP
- Brad Hawpe, 1B
- Blair Barbier, 3B
- Wally Pontiff, OF
- Cedrick Harris, OF
- 1998 - Randy Keisler, LHP
- 1997 - Danny Higgins, DH
- Blair Barbier, 2B
- Brandon Larson, SS
- 1996 - Eddie Yarnall, LHP
- 1995 - Warren Morris, 2B
- Nathan Dunn, 3B
- Chad Cooley, OF
- Eddy Furniss, DH
- 1994 - Russ Johnson, SS
- Kevin Ainsworth, OF
- Brad Wilson, DH
- 1993 - Jason Williams, 3B
- Russ Johnson, SS
- Harry Berrios, OF
- Mike Neal, OF
- Will Hunt, LHP
- 1992 - Todd Walker, 2B
- Andy Sheets, SS
- Chris Moock, OF
- Mike Neal, DH
- Lloyd Peever, RHP
- Ronnie Rantz, LHP
- 1991 - Chris Moock, OF
- 1990 - Wes Grisham, OF
- Chad Ogea, RHP
- Scott Bethea, SS
- Ron Lim, OF
- 1988 - Rich Vasquez, OF
- 1987 - Dave Cunningham, SS
- Craig Faulkner, C
- 1986 - Jeff Yurtin, 3B
- Mike Papajohn, OF
- Albert Belle, OF
- Barry Manuel, P
- 1985 - Jeff Reboulet, SS
- 1979 - Bobby Mariano, 3B
- Steve Bollman, UT

Outstanding Player - SEC Tournament

- 2000 - Wally Pontiff, OF
- 1994 - Russ Johnson, SS
- 1993 - Harry Berrios, OF
- 1992 - Andy Sheets, SS
- 1986 - Jeff Yurtin, 3B

ABCA All South Region

- 2002 - Lane Mestepey, LHP
- 2001 - Todd Linden, OF
- Bryan Moore, 1B (2nd Team)
- Mike Fontenot, 2B (2nd Team)
- 2000 - Brad Cresse, C
- 1998 - Eddy Furniss, 1B
- Brad Cresse, C
- Randy Keisler, LHP (2nd team)
- 1997 - Brandon Larson, SS
- Patrick Coogan, RHP
- Mike Koerner, CF (2nd Team)
- 1996 - Eddy Furniss, 1B
- Jason Williams, SS
- Nathan Dunn, 3B
- Justin Bowles, OF
- Eddie Yarnall, LHP
- 1995 - Scott Schultz, RHP
- 1994 - Todd Walker, 2B
- Russ Johnson, SS
- 1993 - Todd Walker, 2B
- Harry Berrios, OF
- Brett Laxton, RHP
- 1992 - Lloyd Peever, RHP
- Todd Walker, 2B
- Rick Greene, RHP (2nd Team)
- 1991 - Tookie Johnson, 2B
- Rick Greene, RHP
- 1989 - Ben McDonald, RHP
- Wes Grisham, DH (2nd Team)
- 1986 - Barry Manuel, RHP
- Mark Guthrie, LHP (2nd Team)
- Jim Bowie, 1B (2nd Team)
- Jeff Reboulet, SS (2nd Team)
- 1984 - Mark Cooper, C
- 1983 - Cal Santarelli, P
- 1976 - Paul Stefan, P
- 1975 - Pat Moock, P
- Steve Frank, 1B
- Wally McMakin, 3B

LSU Superlatives

INTRO

THIS IS LSU

PREVIEW

TIGERS

COACHES

REVIEW

HISTORY

RECORDS

LSU

LSU'S SEC BASEBALL CHAMPIONS

YEAR	RECORD	PCT.	COACH	RUNNER-UP
1939	10-2	.833	Harry Rabenhorst	Auburn
1943	11-3	.786	Red Swanson	Vanderbilt,Auburn
1946	11-3	.786	Harry Rabenhorst	Alabama,Georgia
1961	11-4	.733	Ray Didier	Auburn
1975	19-3	.863	Jim Smith	Georgia
1986	22-5	.815	Skip Bertman	Georgia
1990	20-7	.741	Skip Bertman	Georgia
1991	19-7	.731	Skip Bertman	Florida
1992	18-6	.750	Skip Bertman	Florida
1993	18-8-1	.685	Skip Bertman	Tennessee
1996	20-10	.667	Skip Bertman	Tri-Champions with Florida & Alabama
1997	22-7	.759	Skip Bertman	Alabama

NCAA Regional All-Tournament

2002 - Baton Rouge Regional

- Chris Phillips, C
- Rocky Scelfo, 1B
- J.C. Holt, 2B
- Sean Barker, OF
- Matt Heath, OF
- David Raymer, DH
- Jake Tompkins, RHP

2001 - Baton Rouge Regional

- Mike Fontenot, 2B
- Lane Mestepey, LHP
- Bryan Moore, 1B
- Wally Pontiff, 3B
- Zeph Zinsman, DH

2000 - Baton Rouge Regional

- Brad Hawpe, 1B
- Mike Fontenot, 2B
- Brad Cresse, C
- Johnnie Thibodeaux, OF
- Jeremy Witten, OF
- Wally Pontiff, OF
- Brian Tallet, LHP



Pitcher Brian Tallet (1998-2000)

1999 - Baton Rouge Regional

- Jeff Leaumont, 1B
- Ryan Theriot, 2B
- Jeremy Witten, OF
- Brad Hawpe, OF
- Trey McClure, DH
- Kurt Ainsworth, RHP
- Ben Saxon, RHP

1998 - South II Regional

- Brad Cresse, C
- Eddy Furniss, 1B
- Trey McClure, 2B
- Josh Dalton, SS
- Cedrick Harris, OF
- Wes Davis, DH
- Doug Thompson, RHP
- Brandon Bowe, RHP

1997 - South I Regional

- Eddy Furniss, 1B
- Brandon Larson, SS
- Trey McClure, 3B
- Tom Bernhardt, RF
- Mike Koerner, CF
- Doug Thompson, RHP
- Patrick Coogan, RHP

1996 - South II Regional

- Eddy Furniss, 1B
- Warren Morris, 2B
- Jason Williams, SS
- Nathan Dunn, 3B
- Chad Cooley, OF
- Eddie Yarnall, LHP

1995 - South Regional

- Scott Schultz, RHP
- Mike Klostermeyer, 1B

1994 - South Regional

- Todd Walker, 2B
- Russ Johnson, SS
- Chad Cooley, OF
- Brett Laxton, RHP
- Tim Lanier, C

1993 - South Regional

- Kenny Jackson, 1B
- Todd Walker, 2B
- Harry Berrios, OF
- Armando Rios, OF
- Mike Neal, DH
- Mike Sirotko, LHP

1992 - South I Regional

- Chris Moock, OF

1991 - South Regional

- Tookie Johnson, 2B
- Chris Moock, 3B
- Rich Cordani, OF
- Gary Hymel, C
- Mike Sirotko, LHP

1990 - South I Regional

- Chad Ogea, P
- Tim Clark, OF
- Lyle Mouton, DH
- Johnny Tellechea, 1B

1989 - Central Regional

- Ben McDonald, P
- Curtis Leskanic, P
- Wes Grisham, DH
- Tookie Johnson, 2B
- Matt Gruver, LF

1987 - South II Regional

- Dave Cunningham, SS
- Craig Faulkner, C
- Mike Papajohn, OF
- Gregg Patterson, LHP

1986 - South I Regional

- Jim Bowie, 1B
- Jeff Yurtin, 3B
- Albert Belle, OF
- Barry Manuel, P

1985 - Central Regional

- Tim Sossamon, OF

Outstanding Player

NCAA Regional Tournament

2002	Baton Rouge	Jake Tompkins, RHP
2000	Baton Rouge	Brad Hawpe, 1B
1999	Baton Rouge	Kurt Ainsworth, RHP
1998	South II	Eddy Furniss, 1B
1997	South I	Trey McClure, 3B
1996	South II	Jason Williams, SS
1994	South	Todd Walker, 2B
1993	South	Mike Sirotko, LHP
1989	Central	Ben McDonald, RHP
1987	South II	Gregg Patterson, LHP
1986	South I	Albert Belle, OF



Outfielder Cedrick Harris (1997-2000)

College World Series All-Tournament

- 2000 - Mike Fontenot, 2B
- Blair Barbier, 3B
- Ryan Theriot, SS
- Brad Hawpe, DH
- Trey Hodges, RHP
- 1998 - Cedrick Harris, OF
- 1997 - Eddy Furniss, 1B
- Brandon Larson, SS
- Mike Koerner, CF
- Tom Bernhardt, RF
- 1996 - Tim Lanier, C
- Justin Bowles, OF
- Eddie Yarnall, LHP
- 1994 - Todd Walker, 2B
- 1993 - Adrian Antonini, C
- Todd Walker, 2B
- Jim Greely, OF
- Armando Rios, OF
- Brett Laxton, RHP
- Mike Sirotko, LHP
- 1991 - Gary Hymel, C
- Johnny Tellechea, 1B
- Lyle Mouton, OF
- Chad Ogea, RHP
- 1990 - Tim Clark, OF
- Lyle Mouton, DH
- 1987 - Jack Voigt, OF
- Gregg Patterson, LHP

**College World Series
Most Outstanding Player**

- 2000 - Trey Hodges, RHP
- 1997 - Brandon Larson, SS
- 1993 - Todd Walker, 2B
- 1991 - Gary Hymel, C

Dick Howser Award Winner

- 1998 - Eddy Furniss, 1B

Golden Spikes Award Winner

- 1989 - Ben McDonald, RHP

Smith Award Winner

- 1989 - Ben McDonald, RHP

Johnny Bench Award Winner

- 2000 - Brad Cresse, C

Golden Spikes Award Finalists

- 2000 - Brad Cresse, C
- 1998 - Eddy Furniss, 1B
- 1997 - Brandon Larson, SS
- 1994 - Todd Walker, 2B
- Russ Johnson, SS
- 1993 - Todd Walker, 2B
- 1992 - Lloyd Peever, RHP
- 1989 - Ben McDonald, RHP

Baseball America

National Player of the Year

- 1989 - Ben McDonald, RHP

Collegiate Baseball

National Player of the Year

- 1992 - Lloyd Peever, RHP
- 1989 - Ben McDonald, RHP

Collegiate Baseball

National Freshman of the Year

- 2001 - Lane Mestepey, LHP
- 2000 - Mike Fontenot, 2B
- 1993 - Brett Laxton, RHP
- 1992 - Todd Walker, 2B

Baseball America

National Freshman of the Year

- 1993 - Brett Laxton, RHP
- 1992 - Todd Walker, 2B

Corbett Award

Outstanding Louisiana Amateur Athlete

- 2001 - Brad Cresse, C
- 1998 - Brandon Larson, SS
- 1997 - Warren Morris, 2B
- 1995 - Russ Johnson, SS
- 1994 - Todd Walker, 2B

United States Olympians

- 2000 - Kurt Ainsworth, RHP (Gold)
- 1996 - Warren Morris, 2B (Bronze)
- Jason Williams, SS (Bronze)
- Skip Bertman, Head Coach (Bronze)
- 1992 - Rick Greene, RHP
- 1988 - Ben McDonald, RHP (Gold)
- Skip Bertman, Asst. Coach (Gold)

ABCA Hall of Fame

- 2003 - Skip Bertman



Pitcher Trey Hodges (1999-2000)

Collegiate Baseball

National Coach of the Year

- 2000 - Skip Bertman
- 1997 - Skip Bertman
- 1996 - Skip Bertman
- 1993 - Skip Bertman
- 1991 - Skip Bertman

ABCA National Coach of the Year

- 2000 - Skip Bertman
- 1997 - Skip Bertman
- 1996 - Skip Bertman
- 1993 - Skip Bertman
- 1991 - Skip Bertman

The Sporting News

National Coach of the Year

- 1986 - Skip Bertman

Baseball America

National Coach of the Year

- 1996 - Skip Bertman
- 1986 - Skip Bertman

SEC Coach of the Year

- 1997 - Skip Bertman
- 1996 - Skip Bertman
- 1993 - Skip Bertman
- 1992 - Skip Bertman
- 1991 - Skip Bertman
- 1990 - Skip Bertman
- 1986 - Skip Bertman
- 1975 - Jim Smith

**Louisiana Sportswriters Association
Coach of the Year**

- 2002 - Smoke Laval
- 1998 - Skip Bertman
- 1993 - Skip Bertman
- 1992 - Skip Bertman
- 1990 - Skip Bertman
- 1986 - Skip Bertman
- 1985 - Skip Bertman

Television Appearances

INTRO

THIS IS LSU

PREVIEW

TIGERS

COACHES

REVIEW

HISTORY

RECORDS

LSU

LSU Record on TV: 150-82-1 (.646)

Final Scores in Parentheses; LSU Score Listed First

4/22/84	at Miami, Fla. (10-9)	ESPN
4/21/85	at Miss. State (4-7)	ESPN
4/19/86	Georgia (3-1)	WBRZ-TV
5/4/86	Auburn (4-3)	Cablevision
5/19/86	at Florida State (4-6)	ESPN
5/30/86	Loyola-Marymount^ (3-4)	ESPN
6/1/86	Maine^ (8-4)	ESPN
6/5/86	Miami, Fla.^ (3-4)	ESPN
5/29/87	Florida State^ (6-2)	ESPN
6/1/87	Oklahoma State^ (7-8)	ESPN
6/3/87	Arkansas^ (5-2)	ESPN
6/5/87	Stanford^ (5-6)	ESPN
2/21/88	Florida State (at Orlando, 9-4)	ESPN
4/17/88	at Mississippi State (0-1)	ESPN
3/11/89	Florida (10-0)	SportsChannel
3/12/89	Florida (8-7)	HSE
3/12/89	Florida (2-1)	ESPN
3/18/89	at Kentucky (11-7)	UKTV
3/28/89	at SW Louisiana (4-1)	KADN-TV
4/1/89	Alabama (13-6)	SportsChannel
4/8/89	at Ole Miss (11-5)	SportsChannel
4/15/89	Miss. State (DH, 3-4, 3-4)	HSE
5/13/89	Auburn* (5-8)	SportsChannel
6/3/89	Miami, Fla.^ (2-5)	ESPN
6/5/89	Long Beach State^ (8-5)	ESPN
6/6/89	Miami, Fla.^ (6-3)	ESPN
6/8/89	Texas^ (7-12)	ESPN
2/9/90	Wichita State (6-13)	ESPN
2/11/90	North Carolina (8-5)	ESPN
3/17/90	at Miss. State (6-5)	SportsChannel
3/31/90	Auburn (DH — 12-6, 5-6)	HSE
4/1/90	Auburn (7-17)	HSE
4/8/90	at Florida (5-3)	SportsChannel
4/28/90	at Alabama (7-4)	SportsChannel
5/12/90	Georgia (DH — 11-2, 5-2)	HSE
5/19/90	Vanderbilt* (13-5)	SportsChannel
5/20/90	Miss. State* (1-3)	SportsChannel
6/2/90	The Citadel^ (8-2)	ESPN
6/4/90	Oklahoma State^ (1-7)	ESPN
6/5/90	The Citadel^ (6-1)	ESPN
6/7/90	Oklahoma State^ (3-14)	ESPN
2/9/91	Miss. State (6-4)	ESPN
2/10/91	Oklahoma State (6-0)	ESPN
2/23/91	Texas A&M (DH — 13-8, 5-0)	HSE
4/6/91	Florida (DH — 6-5, 5-3)	HSE
5/11/91	at Georgia (10-4)	SportsChannel
5/18/91	Miss. State* (8-2)	SportsChannel
5/18/91	Florida* (1-7)	SportsChannel
5/19/91	Florida* (4-8)	SportsChannel
5/31/91	Florida^ (8-1)	ESPN
6/2/91	Fresno State^ (15-3)	ESPN
6/5/91	Florida^ (19-8)	ESPN
6/8/91	Wichita State 3 (6-3)	CBS
3/28/92	Tennessee (DH — 3-1, 2-9)	HSE
4/4/92	at Florida (DH — 4-5, 2-0)	SportsChannel
4/5/92	at Florida (5-3)	SportsChannel
4/12/92	Ole Miss (3-5)	TigerVision
4/18/92	Arkansas (DH — 12-2, 12-4)	HSE
4/19/92	Arkansas (8-4)	TigerVision
4/25/92	at Alabama (DH — 10-0, 8-7)	SportSouth
5/9/92	Miss. State (DH — 8-3, 5-3)	HSE
5/10/92	Miss. State (5-3)	Sunshine
5/16/92	Georgia * (5-3)	SportSouth
5/17/92	South Carolina 7 (6-3)	SportSouth
5/17/92	Florida * (12-1)	SportSouth
3/27/93	South Carolina (DH — 10-3, 6-1)	HSE
5/8/93	Auburn (DH — 21-2, 8-9)	HSE
5/15/93	at Miss. State (DH — 3-4, 3-2)	SportSouth
6/4/93	Long Beach State^ (7-1)	ESPN
6/6/93	Texas A&M^ (13-8)	ESPN



The Tigers check out the CBS equipment prior to the 1993 national championship game.

6/9/93	Long Beach State^ (8-10)	ESPN
6/11/93	Long Beach State^ (6-5)	ESPN
6/12/93	Wichita State^ (8-0)	CBS
3/19/94	TCU (15-10)	HSE
3/22/94	Arkansas State (16-1)	HSE
5/13/94	Miss. State (3-0)	HSE
5/14/94	Miss. State (4-7)	SportSouth
6/3/94	Florida State^ (3-6)	ESPN
6/5/94	Cal State-Fullerton^ (6-20)	ESPN2
4/8/95	Kentucky (16-7)	SportSouth
4/15/95	at Ole Miss (2-1)	SportSouth
4/21/95	at Arkansas (10-3)	HSE
3/23/96	at Florida (5-9)	SportsChannel
3/24/96	at Florida (1-2)	SportsChannel
4/19/96	Arkansas (2-3)	Prime
5/4/96	at Auburn (6-0)	SportSouth
6/1/96	Wichita State^ (9-8)	ESPN2
6/3/96	Florida^ (9-4)	ESPN
6/6/96	Florida^ (2-1)	ESPN
6/8/96	Miami^ (9-8)	CBS
3/22/97	Florida (13-10)	Fox Sport South
3/23/97	Florida (9-5)	Sunshine
5/3/97	at Arkansas (11-5)	Fox Sport South
5/4/97	at Arkansas (1-16)	Fox Sport Southwest
5/18/97	Alabama* (2-12)	Fox Sport South
5/30/97	Rice^ (5-4)	ESPN
6/1/97	Stanford^ (10-5)	ESPN
6/4/97	Stanford^ (13-9)	ESPN2
6/7/97	Alabama^ (13-6)	CBS
3/8/98	Georgia (14-9)	Jumbo Sports
3/22/98	Arkansas (27-6)	Jumbo Sports
4/4/98	Mississippi State (3-8)	Fox Sports South
4/5/98	Mississippi State (11-5)	Jumbo Sports
4/19/98	Alabama (7-3)	Jumbo Sports
4/24/98	at Florida (13-5)	Sunshine
4/26/98	at Florida (1-3)	Sunshine
5/3/98	Tennessee (8-7)	Jumbo Sports
5/15/98	Mississippi State* (5-7)	Fox Sports South
5/30/98	Southern California^ (12-10)	CBS
6/1/98	Mississippi State^ (10-8)	ESPN
6/4/98	Southern California^ (4-5)	ESPN
6/5/98	Southern California^ (3-7)	ESPN
3/14/99	Florida (4-6)	Jumbo Sports
3/21/99	at Arkansas (6-7)	Jumbo Sports
3/28/99	Ole Miss (10-4)	Jumbo Sports
4/4/99	at Tennessee (3-4)	Jumbo Sports
4/11/99	Vanderbilt (9-2)	Jumbo Sports
4/17/99	at Alabama (9-8)	Fox Sports South
4/18/99	at Alabama (4-9)	Jumbo Sports
4/24/99	at Mississippi State (1-7)	Jumbo Sports
4/25/99	at Mississippi State (3-2)	Jumbo Sports
5/2/99	Auburn (11-2)	Jumbo Sports
5/9/99	at Georgia (11-11)	Jumbo Sports

5/16/99	Kentucky (6-4)	Jumbo Sports	4/6/01	at South Carolina (5-3)	SEC-TV
5/19/99	Auburn*(2-6)	Alabama Cable Network	4/8/01	at South Carolina (2-4)	Guaranty Sports Network
5/20/99	Kentucky*(10-0)	Alabama Cable Network	4/14/01	Ole Miss (10-23)	SEC-TV
5/21/99	Arkansas*(8-9)	Fox Sports South	4/15/01	Ole Miss (6-3)	Guaranty Sports Network
5/30/99	East Carolina#(12-10)	Jumbo Sports	4/22/01	Vanderbilt (18-2)	Guaranty Sports Network
5/31/99	East Carolina#(9-0)	Jumbo Sports	4/27/01	at Alabama (4-2)	College Sports Southeast
6/4/99	at Alabama%(6-13)	Alabama Cable Network	4/28/01	at Alabama (8-7)	College Sports Southeast
6/5/99	at Alabama%(5-13)	Alabama Cable Network	4/29/01	at Alabama (8-3)	Guaranty Sports Network
2/18/00	Arizona State (8-4)	College Sports Southeast	5/1/01	at New Orleans (12-1)	College Sports Southeast
2/25/00	Houston (2-10)	College Sports Southeast	5/4/01	at Arkansas (1-8)	College Sports Southeast
3/12/00	Georgia (13-3)	Guaranty Sports Network	5/6/01	at Arkansas (3-4)	Guaranty Sports Network
3/17/00	at Vanderbilt (6-0)	College Sports Southeast	5/11/01	Auburn (20-5)	College Sports Southeast
3/18/00	at Vanderbilt (17-4)	College Sports Southeast	5/12/01	Auburn (5-7)	College Sports Southeast
3/22/00	New Orleans (17-2)	College Sports Southeast	5/13/01	Auburn (7-9)	Guaranty Sports Network
3/26/00	South Carolina (7-9)	College Sports Southeast	5/16/01	Florida (10-0) *	College Sports Southeast
3/31/00	at Auburn (18-11)	College Sports Southeast	5/17/01	Ole Miss (13-2) *	College Sports Southeast
4/2/00	at Auburn (12-10)	Guaranty Sports Network	5/19/01	Ole Miss (12-6) *	SEC-TV
4/9/00	at Arkansas (17-11)	Guaranty Sports Network	5/20/01	Mississippi State (1-4) *	SEC-TV
4/15/00	at Florida (10-4)	Sunshine Network	5/25/01	Minnesota (10-9) #	College Sports Southeast
4/16/00	at Florida (5-7)	Guaranty Sports Network	5/26/01	Va.Commonwealth (13-9) #	College Sports Southeast
4/21/00	Mississippi State (13-15)	College Sports Southeast	5/27/01	Va.Commonwealth (7-10) #	College Sports Southeast
4/23/00	Mississippi State (3-10)	Guaranty Sports Network	5/27/01	Va.Commonwealth (14-9) #	College Sports Southeast
4/28/00	at Ole Miss (12-6)	College Sports Southeast	6/1/01	at Tulane (4-3) %	College Sports Southeast
4/29/00	at Ole Miss (4-6)	Fox Sports South	6/2/01	at Tulane (4-9) %	College Sports Southeast
4/30/00	at Ole Miss (9-2)	Guaranty Sports Network	6/3/01	at Tulane (1-7) %	College Sports Southeast
5/7/00	at Kentucky (4-7)	Guaranty Sports Network	2/24/02	at Houston (11-12)	Jumbo Sports Network
5/12/00	Alabama (11-4)	College Sports Southeast	3/19/02	at Louisiana-Lafayette (0-7)	Jumbo Sports Network
5/14/00	Alabama (0-14)	Guaranty Sports Network	3/24/02	at Ole Miss (7-10)	Jumbo Sports Network
5/17/00	Georgia* (11-3)	College Sports Southeast	4/7/02	at Auburn (9-5)	Jumbo Sports Network
5/18/00	Alabama* (18-12)	College Sports Southeast	4/10/02	at Tulane (9-5)	Jumbo Sports Network
5/20/00	Alabama* (6-5)	Fox Sports South	4/21/02	at South Carolina (3-4)	Jumbo Sports Network
5/21/00	Florida* (9-6)	Fox Sports South	5/4/02	at Tennessee (1-2)	SEC-TV
5/26/00	Jackson State# (19-1)	Guaranty Sports Network	5/5/02	at Tennessee (6-2)	Jumbo Sports Network
5/28/00	UL-Monroe# (5-3)	Guaranty Sports Network	5/10/02	at Florida (5-4)	Sunshine Network
6/2/00	UCLA% (8-2)	Guaranty Sports Network	5/12/02	at Florida (8-5)	Jumbo Sports Network
6/3/00	UCLA% (14-8)	Guaranty Sports Network	5/22/02	Auburn (2-1) *	Comcast Southeast
6/10/00	Texas^ (13-5)	ESPN2	5/23/02	South Carolina (8-3) *	Comcast Southeast
6/12/00	Southern California^ (10-4)	ESPN	5/25/02	South Carolina (8-10) *	SEC-TV
6/15/00	Florida State^ (6-3)	ESPN2	5/25/02	South Carolina (4-5) *	Comcast Southeast
6/17/00	Stanford^ (6-5)	CBS	5/31/02	Southern (5-4) #	Pelican Sports Network
2/17/01	Houston (9-4)	College Sports Southeast	6/1/02	Louisiana-Lafayette (0-5) #	Pelican Sports Network
2/17/01	Houston (4-1)	College Sports Southeast	6/1/02	Tulane (4-2) #	Pelican Sports Network
3/6/01	Southern (6-11)	College Sports Southeast	6/2/02	Louisiana-Lafayette (12-2) #	Pelican Sports Network
3/7/01	Tulane (3-13)	College Sports Southeast	6/2/02	Louisiana-Lafayette (12-2) #	Pelican Sports Network
3/9/01	at Georgia (7-8)	College Sports Southeast	6/7/02	at Rice (0-6) %	Jumbo Sports Network
3/11/01	at Georgia (3-4)	Guaranty Sports Network	6/8/02	at Rice (0-3) %	Jumbo Sports Network
3/18/01	Florida (10-7)	Guaranty Sports Network			
3/23/01	at Mississippi State (9-1)	Comcast Southeast			
3/24/01	at Mississippi State (7-1)	SEC-TV			
3/25/01	at Mississippi State (0-13)	Guaranty Sports Network			
4/1/01	Kentucky (5-9)	Guaranty Sports Network			

^ - College World Series
 * - SEC Tournament
 # - NCAA Regional
 % - NCAA Super Regional



LSU fans respond to the ESPN mobile camera in Rosenblatt Stadium during the 2000 College World Series.

NCAA Tournament Results

2002 SUPER REGIONAL AT HOUSTON, TEXAS

0	Rice	6
0	Rice	3

2002 REGIONAL TOURNAMENT AT BATON ROUGE, LA.

5	Southern	4
0	UL-Lafayette	5
4	Tulane	2
12	UL-Lafayette	2
12	UL-Lafayette	2

Won 4, Lost 1 - Finished 1st

2001 SUPER REGIONAL AT METAIRIE, LA.

4	Tulane	3 (13 innings)
4	Tulane	9
1	Tulane	7

2001 REGIONAL TOURNAMENT AT BATON ROUGE, LA.

10	Minnesota	9
13	Virginia Commonwealth	9
7	Virginia Commonwealth	10
14	Virginia Commonwealth	9

Won 3, Lost 1 - Finished 1st

2000 COLLEGE WORLD SERIES AT OMAHA, NEB.

13	Texas	5
10	Southern California	4
6	Florida State	3
6	Stanford	5

Won 4, Lost 0 - Finished 1st

2000 SUPER REGIONAL AT BATON ROUGE, LA.

8	UCLA	2
14	UCLA	8

2000 REGIONAL TOURNAMENT AT BATON ROUGE, LA.

19	Jackson State	1
21	UL-Monroe	0
5	UL-Monroe	3

Won 3, Lost 0 - Finished 1st

1999 SUPER REGIONAL AT TUSCALOOSA, ALA.

6	Alabama	13
5	Alabama	13

1999 REGIONAL TOURNAMENT AT BATON ROUGE, LA.

11	NE Louisiana	4
10	East Carolina	11
6	Southern	3
12	East Carolina	10
9	East Carolina	0

Won 4, Lost 1 - Finished 1st

1998 COLLEGE WORLD SERIES AT OMAHA, NEB.

12	Southern California	10
10	Mississippi State	8
4	Southern California	5
3	Southern California	7

Won 2, Lost 2 - Finished 3rd



Second baseman Tookie Johnson led the 1991 Tigers to LSU's first College World Series title.

1998 SOUTH II REGIONAL TOURNAMENT AT BATON ROUGE, LA.

18	Nicholls State	4
15	SW Louisiana	6
13	Cal State-Fullerton	11
14	Cal State-Fullerton	3

Won 4, Lost 0 - Finished 1st

1997 COLLEGE WORLD SERIES AT OMAHA, NEB.

5	Rice	4
10	Stanford	5
13	Stanford	9
13	Alabama	6

Won 4, Lost 0 - Finished 1st

1997 SOUTH I REGIONAL TOURNAMENT AT BATON ROUGE, LA.

14	UNC-Greensboro	0
14	Oklahoma	3
5	South Alabama	11
14	Long Beach State	7 (11 innings)
14	South Alabama	4
15	South Alabama	4

Won 5, Lost 1 - Finished 1st

1996 COLLEGE WORLD SERIES AT OMAHA, NEB.

9	Wichita State	8
9	Florida	4
2	Florida	1
9	Miami (Fla.)	8

Won 4, Lost 0 - Finished 1st

1996 SOUTH II REGIONAL TOURNAMENT AT BATON ROUGE, LA.

9	Austin Peay	3
7	UNLV	6
17	New Orleans	4
29	Georgia Tech	13

Won 4, Lost 0 - Finished 1st

1995 SOUTH REGIONAL TOURNAMENT AT BATON ROUGE, LA.

5	Central Michigan	3
7	Rice	15
10	Central Michigan	5
9	Rice	16

Won 2, Lost 2 - Finished 3rd

1994 COLLEGE WORLD SERIES AT OMAHA, NEB.

3	Florida State	6
6	Cal State-Fullerton	20

Won 0, Lost 2 - Finished 7th

1994 SOUTH REGIONAL TOURNAMENT AT BATON ROUGE, LA.

10	Southeastern La.	6
6	Fresno State	2
6	Southern Cal	2
12	Southern Cal	10

Won 4, Lost 0 - Finished 1st

1993 COLLEGE WORLD SERIES AT OMAHA, NEB.

7	Long Beach State	1
13	Texas A&M	8
8	Long Beach State	10
6	Long Beach State	5
8	Wichita State	0

Won 4, Lost 1 - CWS Champions



The 1986 Tigers earned LSU's first College World Series berth.

1993 SOUTH REGIONAL TOURNAMENT AT BATON ROUGE, LA.

7	Western Carolina	2
12	Kent State	15
13	Baylor	6
11	South Alabama	4
9	South Alabama	4

Won 4, Lost 1 - Finished 1st

1992 SOUTH I REGIONAL TOURNAMENT AT BATON ROUGE, LA.

8	Providence	1
0	Ohio State	5
7	Tulane	3
0	Cal State-Fullerton	11

Won 2, Lost 2 - Finished 3rd

1991 COLLEGE WORLD SERIES AT OMAHA, NEB.

8	Florida	1
15	Fresno State	3
19	Florida	8
6	Wichita State	3

Won 4, Lost 0 - CWS Champions

1991 SOUTH REGIONAL TOURNAMENT AT BATON ROUGE, LA.

13	Northwestern State	2
4	Oklahoma	3
7	Texas A&M	1
8	SW Louisiana	5

Won 4, Lost 0 - Finished 1st

1990 COLLEGE WORLD SERIES AT OMAHA, NEB.

8	The Citadel	2
1	Oklahoma State	7
6	The Citadel	1
3	Oklahoma State	14

Won 2, Lost 2 - Finished 3rd (tie)

1990 SOUTH I REGIONAL TOURNAMENT AT BATON ROUGE, LA.

8	Southwestern La.	0
11	Georgia Tech	5
4	Southern Cal	5
6	Houston	4
5	Southern Cal	4
7	Southern Cal	6

Won 5, Lost 1 - Finished 1st

1989 COLLEGE WORLD SERIES AT OMAHA, NEB.

2	Miami (Fla.)	5
8	Long Beach State	5
6	Miami (Fla.)	3
7	Texas	12

Won 2, Lost 2 - Finished 3rd (tie)

1989 CENTRAL REGIONAL TOURNAMENT AT COLLEGE STATION, TEXAS

12	Nevada-Las Vegas	10
4	South Alabama	6
13	Nevada-Las Vegas	8
6	South Alabama	5
13	Texas A&M	5
5	Texas A&M	4

Won 5, Lost 1 - Finished 1st

NCAA Tournament Results

INTRO

THIS IS LSU

PREVIEW

TIGERS

COACHES

REVIEW

HISTORY

RECORDS

LSU



The 1987 Tigers became the first SEC team to make back-to-back CWS trips.

1987 COLLEGE WORLD SERIES AT OMAHA, NEB.

6	Florida State	2
7	Oklahoma State	8
5	Arkansas	2
5	Stanford	6

Won 2, Lost 2 - Finished 4th

1987 SOUTH II REGIONAL TOURNAMENT AT NEW ORLEANS, LA.

5	Tulane	3
14	New Orleans	1
3	New Orleans	0
7	Cal State-Fullerton	3

Won 4, Lost 0 - Finished 1st

1986 COLLEGE WORLD SERIES AT OMAHA, NEB.

3	Loyola-Marymount	4
8	Maine	4
3	Miami, Fla.	4

Won 1, Lost 2 - Finished 5th

1986 SOUTH I REGIONAL TOURNAMENT AT BATON ROUGE, LA.

14	Jackson State	11
8	Oklahoma	5
7	Louisiana Tech	4
7	Tulane	6

Won 4, Lost 0 - Finished 1st

1985 CENTRAL REGIONAL TOURNAMENT AT AUSTIN, TEXAS

3	Houston	11
3	Lamar	4

Won 0, Lost 2 - Finished 6th

1975 SOUTH REGIONAL TOURNAMENT AT STARKVILLE, MISS.

7	Murray State	2
2	Florida State	4
1	Miami, Fla.	8

Won 1, Lost 2 - Finished 3rd

NCAA TOURNAMENT RECORD

YEAR	W	L	PCT.
2002	4	3	.571
2001	4	3	.571
2000	9	0	1.000
1999	4	3	.571
1998	6	2	.750
1997	9	1	.900
1996	8	0	1.000
1995	2	2	.500
1994	4	2	.667
1993	8	2	.800
1992	2	2	.500
1991	8	0	1.000
1990	7	3	.700
1989	7	3	.700
1987	6	2	.750
1986	5	2	.714
1985	0	2	.000
1975	1	2	.333
Total	94	34	.734
(CWS only)	29	13	.690



Gregg Patterson earned four wins in the 1987 NCAA Tournament.



Todd Walker was named the Most Outstanding Player of the 1993 CWS.

SEC Post-Season Results

2002

TOURNAMENT AT BIRMINGHAM, ALA.

2	Auburn	1
8	South Carolina	3
8	South Carolina	10
4	South Carolina	5

Won 2, Lost 2 - Finished 3rd

2001

TOURNAMENT AT BIRMINGHAM, ALA.

10	Florida	0
13	Ole Miss	2
12	Ole Miss	6
1	Miss. State	4

Won 3, Lost 1 - Finished 2nd

2000

TOURNAMENT AT BIRMINGHAM, ALA.

11	Georgia	3
18	Alabama	12
6	Alabama	5
9	Florida	6

Won 4, Lost 0 - Finished 1st

1999

TOURNAMENT AT BIRMINGHAM, ALA.

2	Auburn	6
10	Kentucky	0
8	Arkansas	9

Won 1, Lost 2 - Finished 5th

1998

TOURNAMENT AT BIRMINGHAM, ALA.

4	Arkansas	8
6	South Carolina	0
5	Mississippi State	7

Won 1, Lost 2 - Finished 5th

1997

TOURNAMENT AT COLUMBUS, GA.

5	Auburn	2
12	Tennessee	5
12	Alabama	7
2	Alabama	12

Won 3, Lost 1 - Finished 2nd

1996

TOURNAMENT AT BIRMINGHAM, ALA.

3	Tennessee	1
2	Florida	6
11	Kentucky	12

Won 1, Lost 2 - Finished 4th

1995

WESTERN DIVISION TOURNAMENT AT STARKVILLE, MISS.

8	Alabama	9
14	Miss. State	6
7	Auburn	5
7	Arkansas	6
8	Alabama	9

Won 3, Lost 2 - Finished 2nd

1994

WESTERN DIVISION TOURNAMENT AT OXFORD, MISS.

3	Alabama	2
6	Arkansas	4
3	Auburn	2
5	Auburn	4

Won 4, Lost 0 - Finished 1st

1993

WESTERN DIVISION TOURNAMENT AT BATON ROUGE, LA.

6	Ole Miss	1
3	Miss. State	5
13	Arkansas	7
16	Auburn	5
7	Miss. State	3


Won 4, Lost 1 - Finished 1st

1992

TOURNAMENT AT NEW ORLEANS, LA.

7	Vanderbilt	2
8	Arkansas	1
1	Florida	3
5	Georgia	3
6	South Carolina	3
12	Florida	1

Won 5, Lost 1 - Finished 1st



All-American Wes Grisham helped the 1990 Tigers collect an SEC-record 807 hits.

SEC Post-Season Results

INTRO

THIS IS LSU

PREVIEW

TIGERS

COACHES

REVIEW

HISTORY

RECORDS

LSU

1991

TOURNAMENT AT BATON ROUGE, LA.

8	Kentucky	7
8	Miss. State	2
1	Florida	7
9	Miss. State	4
4	Florida	8

Won 3, Lost 2 - Finished 2nd

1990

TOURNAMENT AT BIRMINGHAM, ALA.

6	Florida	4
17	Miss. State	8
13	Vanderbilt	5
1	Miss. State	3

Won 3, Lost 1 - Finished 1st (tie)
(championship game canceled due to rain; LSU and Mississippi State declared tournament co-champions)

1989

TOURNAMENT AT GAINESVILLE, FLA.

6	Georgia	3
6	Florida	8
5	Auburn	8

Won 1, Lost 2 - Finished 4th

1988

TOURNAMENT AT STARKVILLE, MISS.

7	Kentucky	9
7	Georgia	3
2	Florida	7

Won 1, Lost 2 - Finished 5th

1987

TOURNAMENT AT ATHENS, GA.

8	Auburn	9
4	Georgia	2
4	Kentucky	1
4	Auburn	2
3	Miss. State	13

Won 3, Lost 2 - Finished 2nd

1986

TOURNAMENT AT BATON ROUGE, LA.

10	Georgia	6
10	Alabama	7
8	Georgia	4

Won 3, Lost 0 - Finished 1st

1985

TOURNAMENT AT BATON ROUGE, LA.

6	Georgia	8
2	Florida	5

Won 0, Lost 2 - Finished 4th

1979

TOURNAMENT AT STARKVILLE, MISS.

5	Florida	2
5	Miss. State	12
1	Florida	5

1975

6	Georgia (H)	5
8	Georgia (A)	3

LSU won series 2-0 to claim SEC title

1968

4	Alabama (H)	6
---	-------------	---

Alabama won single-game playoff to claim West Division title

1967

2	Ole Miss (A)	6
---	--------------	---

Ole Miss won single-game playoff to claim West Division title

1961

4	Auburn (A)	3
6	Auburn (H)	5

LSU won series 2-0 to claim SEC title



Trey McClure served as team captain of LSU's 1997 SEC Championship squad.

SEC POST-SEASON RECORD

YEAR	W	L	PCT.
2002	2	2	.500
2001	3	1	.750
2000	4	0	1.000
1999	1	2	.333
1998	1	2	.333
1997	3	1	.750
1996	1	2	.333
1995	3	2	.667
1994	4	0	1.000
1993	4	1	.800
1992	5	1	.833
1991	3	2	.600
1990	3	1	.750
1989	1	2	.333
1988	1	2	.333
1987	3	2	.600
1986	3	0	1.000
1985	0	2	.000
1979	1	2	.333
1975	2	0	1.000
1968	0	1	.000
1967	0	1	1.000
1961	2	0	1.000
Total	50	29	.633
(Tournament)	46	27	.630

Outstanding Pitching Performances

PERFECT GAMES (SINCE 1965)

	DATE	IP	H	BB	SO
Bruce Baudier					
2-0 vs.Alabama	May 5,1967	7	0	0	8

OTHER NO-HIT GAMES (SINCE 1965)

	DATE	IP	H	BB	SO
Randy Wiles					
3-0 vs.Rice	March 3,1972	7	0	1	11
Van Quigley					
1-0 at Tulane	May 5,1966	7	0	4	4
Bobby Landry					
1-0 vs.Southern Miss	March 14,1979	7	0	3	7

ONE-HIT GAMES (SINCE 1965)

	DATE	IP	H	BB	SO
Paul Stefan					
4-0 at Alabama	April 12,1976	7	1	0	5
Randy Wiles					
6-0 vs.Miss.State	April 13,1973	7	1	3	6
Dick Hicks					
4-0 vs.Nicholls State	April 11,1968	7	1	2	12
Mike Alvarez					
7-0 vs.Canisius	March 13,1980	7	1	0	9
Clay Parker					
5-1 vs.Navy	March 10,1982	7	1	4	2

BRUCE BAUDIERS PERFECT GAME

May 5, 1967 — Baton Rouge, La. Second Game of Doubleheader

Alabama	AB	R	H	RBI	BB	SO	PO	A
Cargo,rf	3	0	0	0	0	1	1	0
Johnson,cf	3	0	0	0	0	1	0	0
Moss,3b	2	0	0	0	0	0	0	2
Limbaugh, c	0	0	0	0	0	0	3	0
Holley, ph	1	0	0	0	0	1	0	0
McCorquodale,1b	2	0	0	0	0	0	7	0
Trafenstedt,lf	2	0	0	0	0	1	0	0
Bailey, 2b	0	0	0	0	0	0	0	0
Fisher, 2b-ss	2	0	0	0	0	1	0	2
Ranelli,ss	1	0	0	0	0	1	0	2
Parker, lf	1	0	0	0	0	1	0	0
Harris, c	1	0	0	0	0	0	7	0
Brown,3b	1	0	0	0	0	0	0	0
Glover, p	2	0	0	0	0	1	0	1
Totals	21	0	0	0	0	8	18	7

Louisiana State	AB	R	H	RBI	BB	SO	PO	A
Morris,ss	3	0	0	0	1	2	0	2
Felps,3b	3	0	1	0	0	2	1	0
Ogin,lf	3	0	0	0	0	2	2	0
Giles, c	3	1	0	0	0	0	8	0
Achord,2b	2	1	1	0	1	1	1	2
Domingue,1b	3	0	2	1	0	0	6	0
Abernathy, cf	1	0	0	0	0	0	1	0
Cockerham,ph	1	0	1	1	0	0	0	0
Tatum,cf	0	0	0	0	0	0	1	0
Bergman,rf	3	0	1	0	0	2	1	0
Baudier, p	2	0	0	0	0	1	0	2
Totals	24	2	6	2	2	10	21	6

Alabama	000	000	0—001
Louisiana State	000	101	x—260

E-Moss.LOB-Alabama 0,LSU 8.2B-Domingue.SB-Tatum.SH-Abernathy, Baudier.

Alabama	IP	H	R	ER	BB	SO
Glover (L,5-7)	6	6	2	1	2	10
LSU						
Baudier (W, 6-4)	7	0	0	0	0	8

WP-Glover. PB-Harris.U-Wiggins,Knight. T-1:47.A-450.
(Baudier threw perfect game using 72 pitches.)

	DATE	IP	H	BB	SO
Guy Rutledge					
3-0 vs.Auburn	May 30,1983	7	1	5	6
Ben McDonald					
10-0 vs.Florida	March 11,1989	9	1	4	13
Mark LaRosa					
5-0 vs. Texas A&M	Feb. 23,1991	7	1	4	6
Brett Laxton					
6-1 vs.South Carolina	March 27,1993	7	1	4	10
Brian Winders					
2-1 at Ole Miss	April 15,1995	9	1	2	9
Patrick Coogan					
7-1 vs.Ole Miss	April 18,1997	9	1	0	15

TWO-HIT GAMES (SINCE 1970)

Tom Charpentier					
2-1 vs.Ole Miss	March 29,1975				
4-0 vs.Ole Miss	April 26,1974				
Randy Wiles					
0-1 vs.Ole Miss	March 22,1973				
2-1 vs.Kansas State	March 16,1972				
1-0 vs.Northeast Louisiana	March 26,1970				
Wally McMakin					
5-1 vs.Memphis State	March 9,1973				
Mike Lloyd					
1-0 vs.Auburn	March 25,1978				
Jim Uremovich					
1-0 vs.Auburn	March 26,1978				
Chuck Voorhies					
3-0 vs.Northwestern State	April 26,1978				
Mike Alvarez					
4-0 vs.Southwestern Louisiana	Feb. 19,1979				
1-0 at Ole Miss	March 11,1979				
Mike Lloyd					
11-2 at Ole Miss	March 11,1979				
Jerry Powell					
3-0 vs.Northeast Louisiana	March 26,1979				
Ronnie Robbins					
4-3 at Southeastern Louisiana	April 20,1983				
Cal Santarelli					
3-1 vs.Northeast Louisiana	April 27,1983				
Gregg Patterson					
5-1 vs.Louisiana Tech	May 2,1985				
Robbie Smith					
5-0 vs.Auburn	May 4,1985				
Ben McDonald					
7-1 vs.UCLA	March 27,1988				
Lloyd Peever					
7-0 at Tulane	March 11,1992				
4-1 at South Carolina	March 21,1992				
Brett Laxton					
4-1 at Tennessee	April 3,1993				
Brian Tallet					
6-0 at Vanderbilt	March 17,2000				



Bruce Baudier celebrates his 1967 perfect game.

Varsity Lettermen

Following is a list of all-time LSU Tiger Baseball varsity letter winners. The LSU Sports Information Office will appreciate your assistance in correcting any errors. Current players are listed in bold.

A

ABELL, P.T.	1905-06
ABERNATHY, S.	1965-66-67
ACHORD, Gene	1962-63-64
ACHORD, Jack	1966-67
ADCOCK, Joe Bill	1947
ADKINS, Ken	1949
AINSWORTH, Kevin	1994-95
AINSWORTH, Kurt	1998-99
ALBRIGHT, J.G.	1907-08-09-10
ALBRITTON, Jason	1996-97-98
ALDRIDGE, Randall J.	1974-75
ALFORD, Jeremy	2001
ALLEN, Gary	1976-77-78
ALLMEN,.....	1905
ALMAGUER, Pete	1979-80
ALSTON, F.H.	1928-29
ALVAREZ, Mike	1979-80
AMDEE, Lynn	1961-62
ANASTASIO, Charles	1939-40-41
ANDREWS, David	1976-77-78
ANTONINI, Adrian	1991-92-93-94
ARDIZONE,.....	1932
ASSETT, A.,	1932
AYCOCK, Jerry	1950-52-53

B

BABIN, L.W.	1919-20-23
BAGLEY, Wade	1994-95
BAILEY, John	1961
BAILEY, Sid	1943
BAIRD, A.W.	1916
BALDWIN, A.W.	1908
BALDWIN, Clyde	1947
BANKSTON,.....	1911
BARBIER, Blair	1997-98-99-2000
BARBIN,.....	1897
BARFIELD, Billy,	1958-59-60
BARHAM, G.E.	1926
BARTEET, Donald	1968
BARFIELD, T.	1954-55-56-57
BARKEMEYER, Brian	1980
BARKER, Sean	2001-02
BARTEL, Darrin	1986
BARTON, Jim	1950-51-52
BAUDIER, Bruce	1966-67
BAUDIN,.....	1929
BAUER, Tim	1991-92
BAUER, W.D.	1909
BAUMAN, J.	1929-30-31
BAZDWIN, A.	1908
BEARD, J.	1983
BECKNELL, F.J.	1942
BECKNELL, M.	1937
BELLE, Albert	1985-86-87
BELLE, Terry	1986-88
BENITEZ,.....	1913
BENNETT,.....	1899
BENNETT, Bryon	1997-98
BENOIT, R.L.	1918-19
BENSAL, Julius	1948-49
BERARDI, Scott	1992-93-94-95
BERG, Andy	1987-88
BERGERON, L.A.	1914
BERGMAN, Russell	1967-69
BERNHARDT, Tom	1994-95-96-97
BERRIOS, Harry	1991-92-93
BERRY,.....	1903
BERRY, Kevin	1989
BERTHELOT, Eric	1994-95-97
BETHEA, Scott	1990
BETTS, Mike	1984
BLANCO, Mike	1988-89
BISLAND, R.B.	1923-24
BLACK, Douglas	1972-73
BLAIR, Buddy	1933-34-36

BLACK, Jack	1931
BLACKWELL, Tiger	1992
BLANCHARD, A.E.	1918-19
BLANCHARD, B.O.	1907-10
BLANCHARD, E.	1950-52-56-57
BOLIN, D.C.	1914
BOLLMAN, Steve	1975-76-77-79
BONADONA, M.	1981-82-83-84
BONVILLIAN, H.E.	1913
BOONE, J.R.	1922-23-24
BOOTE,.....	1913
BORDELON, S.A.	1901-02-03
BORDEN, W.	1939
BOUDREAU, A.T.	1977
BOUDREAU, Brian	1977
BOUDREAU, Scot	1986
BOURGEOIS, A.,	1958-59-60
BOURGEOIS, Christian	1998-99
BOWDEN, G.	1954-55
BOWDEN, Ken	1951(Manager)
BOWE, Brandon	1998-99
BOWIE, Jim	1986
BOWLES, Justin	1995-96
BOWMAN, S.S.	1930-31-32
BOX, Alex	1942
BRANT, Chris	1981-82
BRAUD, John	1963-64
BREAUX, E.	1937-38
BRIAN, Billy	1999-00-01-02
BRIGANTE, V.	1919-20-21-22
BRIGHT, Bill	1970
BROTHERTON, Paul	1939-40
BROUSSARD, Burke	1985
BROUSSARD, Ed	1930
BROUSSARD, H.	1903-
BROUSSARD, Marty	1940-42-44
BROUSSARD, Y.	1937
BROWN, J.E.	1931
BROWN, L.P.,	1929-31
BROWN, Lefty	1941
BROWN, R.	1933-34-35
BROWN, Thomas	1969
BROWNELL, C.R.	1909
BRUCE,.....	1905
BRUMFIELD, Victor	1999-00-01
BRYAN, A.	1937
BRYAN, Redfield	1957-58
BURCH, Dale	1970-71-72
BURLEIGH, C.	1938
BURLEY, C.	1939-40
BURNS, Craig	1969-70-71
BURT, J.	1957
BUSH, Pete	1987-88-89
BUTEAU, Rhett	2002
BYRD, Paul	1989-90-91

C

CALA, Craig	1988-89
CALDWELL, J.B.	1910
CALHOUN, S.L.	1925-27
CALHOUN, T.C.	1932-33-34
CALLENDAR, D.	1935-36-37
CARAWAY,.....	1918
CARR, A.J.,	1922-24
CARRIERE, O.P.	1923-24-25-26
CARVELLO,.....	1941
CARVILLE,.....	1897-98
CASHIO, John	1973-74-75-76
CASTANEDA, Danny	1981
CAVELL, Leo	1945
CAVETT, J.R.	1917-18-19
CERVENKA, Chris	1982-83
CERVENKA, Craig	1980-81-82-83
CHAMBERLAIN, Matt	1991-92-93
CHAMBERLAIN, W.B.	1899
CHAMPAIGN, E.	1929-30-31-32
CHARPENTIER, Tom	1974
CHATELAIN, Don.	1963-64
CHILDRESS, J.	1937-38
CHOATE, G.	1954-55
CHOATE, J.	1950-52-53
CHURCHILL,.....	1924
CHURCHILL, C.S.	1915-16
CLARK, Ned	1950-52-53

CLARK, T.	1958
CLARK, Tim	1990
COATES, Ray	1947-48
COCKERHAM, Richard	1967-68-69
COHEN, Mike	1984
COLE, C.G.	1900
COLEMAN, W.	1947-48-49
COLEMAN, C.	1965
COLEMAN, Pete	1966
COLLAZO,.....	1944
COLLINS, Albin	1968
COLLINS, J.	1928
COLLINS, Steven	1970-71-72-73
COLUMBUS, Jason	2002
COLVIN, Matt	1998
COMEAL,.....	1900
COOGAN, Patrick	1995-96-97
COOK, Bill	1964-65-66
COOK, Keyaan	1991
COOLEY, Chad	1993-94-95-96
COOPER, E.	1929
COOPER, H.	1905
COOPER, Mark	1983-84
COPPONEX, Buddy	1938
CORCORAN, Roy	2001
CORDANI, Rich	1990-91
COSTA, Billy	1940
COSTELLO, Vinnie	1984-85
COTTEN, Bobby	1963
COUVILLON, Ray	1944
CRAIN, Barry	1966-67
CRAFT, Carl	1981
CRESS, Walker	1938-39
CRESSE, Brad	1997-98-99-2000
CRITZER, Bob	1947
CROSWELL, M.	1975-76-77-78
CROUERE, J.	1939-40-41
CUNNINGHAM, Dave	1987
CUNTZ, Casey	1996-97
CUNTZ, Pat	1984-85
CUNTZ, Warren	1981-82-84

D

DABADIE,.....,	1903
DABADIE, F.	1909
DAIGLE, Lester,	1956
DALTON, Josh	1998-99
DALY, Mike	1998-99-2000
DANA, J.	1938-39-40
D'AQUIN, Richard	1949
DARK, Al	1943
DARSEY, J.H.	1926
DASPIIT, A.P.	1897-98-99
DASPIIT, C.	1895
DAUGHERTY, Brian	1994-95-96-97
DAVID, Brad	2000-01-02
DAVIS,.....	1909
DAVIS, Sam	1951
DAVIS, Wes	1997-98
DAWSON, O.H.	1914
DELAFIELD, G.	1937-38
DELATTE, Irwin	1953-54-55
DELAUNE, Kenneth	1974
DELGER, Lawrence	1968
DEMONT, Tommy	1961-62
DEMOUY, Chris	1996-97-98
DERE, Al	1947
DEUTSCHMANN, Lou	1955
DEWEY, Duane	1979
DEXTON, Ames	1970
DIAL, Wiley	1961-63
DICKEY,.....	1929
DIDIER, Mel	1947
DIMMICK, O.	1925
DIXON, John	1984-85
DIXON, L.C.	1936
DOGGETT, Al	1952-53
DOIRON, Mark	1979
DOLBY,.....	1912
DOMILISE, Jerry	1947
DOMINGUE, Johnny	1967
DONATHAN, Billy	1981-82
DONAHUE,.....	1903
DOUGHTY, Richard	1989

DOUGLAS, James	1972
DREW, A.S.	1917-18
DREW, H.C.	1807
DROUILHET,.....	1902
DRUDE, Leonard	1954-55-56-57
DUCHIN, C.	1893-95
DUGAS, C.J.	1921-22-23-24
DUGAS, J.	1917-18
DUNCAN, Trae	2001
DUNN, Nathan	1994-95-96
DUPLANTIS, Brad	1986
DUPONT,.....	1912

E

EARNHART, Clint	1997-98-99
EDGE, Evan	1973
EDMONSON, Larry	1961-62
EDMONSON, E.	1932
EDWARDS, Daniel	1988
ERDMAN, Charlie	1938-39-40
ESNARD, H.	1901
ESNARD, M.	1900-01-02
ESPINOSA, Phil	1989
ESTEVES, Jake	1996-98
EVANS,.....	1903
EZELL, Billy	1965

F

FALGOUT, R.	1956 (Manager)
FALKENHEINER, F.	1958-59
FANCHER, P.D.	1917-18
FARZIO, Richard	1968-69-70-71
FARMER, Louis	1969-70-71-72
FATHERREE, Jesse	1934-35-36
FAULKNER, Craig	1984-85-86-87
FELPS, Irwin	1967-68
FENET, A.	1930
FERRARA, Greg	1973-75
FETZER, Bobby	1950
FETZER, Ed	1950
FETZER, John	1944
FIELD, Jimmy	1962
FIFE, Bob	1938
FITTERER, Scott	1995
FLOWERS, Bob	1958-59-60
FLOYD, J.C.	1920
FLUKER, H.V.	1914
FLYNN, A., "Bill"	1933-34
FONTENOT, Greg	1986
FONTENOT, Mike	2000-01
FONTENOT, Steve	1979-80
FORBES, Willie	1986-87
FORTIER, F.R.	1914
FOURMY, J.M.	1902-03
FRANCIONI, J.B.	1910-13
FRANK, Steve	1972-73-74-75
FREIDHOF, Bill	1981-82
FRERE, J.	1983
FREIRE,.....	1903
FURNISS, Eddy	1995-96-97-98

G

GALE, Mark	1980
GALLIOT,.....	1898
GALY, Andy	1986-88
GARCIA, Luis	1989-90-91
GARDEL, Jamin	1998-99-00-01
GARRISON, G.	1929
GARRITY, Pat	1989-90-91
GASPARD, Mitch	1984
GAYLE, F.L.	1910-11-13
GENUSA, Francis	1960-61-62
GEORGE, Steve	1962-63-64
GERMAN, Bobby	1944
GIAMBRONE, D.	1976-77-78
GIBBS, B.B.	1908
GILBERT, Pete	1923-25-27
GILHULY, Ed	1981-84
GILES, Tommy	1967-68
GILL, Blake	2002
GLAMP, Joe	1943
GODFREY, L.T.	1926-27-28
GOLDEN, Jack	1942-47

Varsity Lettermen

INTRO THIS IS LSU PREVIEW TIGERS COACHES REVIEW HISTORY RECORDS LSU

NEWMAN, Donald 1976
 NOLAN, J. 1936
 NOLAN, R. 1937
 NUGENT, Tim 1998-99-00-01
 NUNALLY, Michael 1969-71-72

O

O'DONOGHUE, John 1988-89-90
 OGEA, Chad 1989-90-91
 OGIN, Steve 1967-68
 OLEXY, Keith 1974
 OLIVERIO, John 1974
 OLIVIER, L.A. 1899-1902
 OLSEN, Eddie 1977-78-79-80
 OLSON, Randy 1979-80
 O'ROCK, Don 1979
 OSER, F. 1937-38
 OSHESKIE, Dan 1981
 OSIK, Keith 1988-89-90
 OWEN, Chet 1947

P

PAINICH, Joey 1996-97
 PALMER, Ed 1943
 PAPAJOHN, Mike 1986-87
 PARKER, Clay 1982-83-84-85
 PARSONS, 1947
 PATTERSON, Gregg 1985-86-87
 PAYER, Luther 1951
 PAYNE, Bobby 1979
 PEARCE, Chris 1994
 PEEVER, Lloyd 1992
 PEGUES, W.T. 1900-01
 PEMBERTON, Craig 1969-70-71-72
 PERKINS, A.M. 1913-14
 PETIT, A.E. 1899
 PETRONE, Andy, 1981-82
 PETTISS, J. 1954-55
PETTIT, Bo 2000-01-02
 PHILLIPS, Chris 2001-02
 PIPES, B.N. 1907
 PISTORIUS, Jerry 1952-53
 PITCHER, 1915
 PITCHER, Bill 1923-24-25
 PITTMAN, J.C. 1934
 PLEASANT, R.G. 1893-95
 POCHE, Jim 1961-62
 POERSCHKE, Fred 1953 (Manager)
 POLOZOLA, Frank J. 1961-62
 POLOZOLA, Keith 1996-97
 PONTIFF, Wally 2000-01-02
 PORETTO, Chuck 1940-41
 POSTELL, F.K. 1915-17
 POSTELL, W.D. 1916
 POWELL, Jerry 1979-80
 POURCIAU, Danny 1983-84
 POURQUEU, Conrad 1969
 PRICE, V. 1925-26
 PURDY, Kenneth 1956
 PURVIS, Don 1959

Q

QUIGLEY, Van 1964-65-66

R

RADOVICH, R. 1940
 RAGGIO, Cecil 1961
 RAMSEY, 1902-03
 RANTZ, Ronnie 1991-92
 RAYMER, David 2001-02
 RAYMOS, George 1944
 REBOULET, Jeff 1985-86
 REESE, Stan 1995
 REYMOND, R.P. 1905-06-07
 RHODEN, Robert 1976-77
 RHYMES, P. 1954-55
 RICHARDSON, Roland 1969
 RICHE, G. 1917
 RICHOUX, Ralph 1956-57-58
 RIOS, Armando 1991-92-93
 ROBBINS, Ronnie 1982-83
 ROBERTS, 1919

ROBERTS, C.M. 1898
 ROBERTSON, H.F. 1893
 ROBERTSON, R. 1893
 RODNEY, W. 1899-1901
 RODRIGUEZ, 1929
 ROMAGOSA, M. 1936-37-38
 ROMAINE, Blackie 1943
 ROSS, 1920
 ROUSSOS, George 1951
 ROUSSEAU, Ron 1963-64
 ROY, A.J. 1921-22
 RUTLEDGE, Guy 1983-84
 RUTLEDGE, Trey 1993

S

SAAB, Mike 1980-81-82-83
 SAIZAN, Thomas 1973-74-75
 SANBOURN, E. 1932
 SANTARELLI, Cal 1982-83
 SAVAGE, James 1968-69-71
 SANFORD, J. 1901-02-03
 SARRADEI, Darren 1980
 SAUNDERS, Henri 1991
 SAVOIE, Ronnie 1974-75
 SAXON, Ben 1999-2000
 SCALFO, Rocky 2002
 SCHNEIDEWIND, Scott 1988-89
 SCHEUTZ, 1965
 SCHEXNAIDER, R. 1929-30-31
 SCHNEIDER, D. 1978-79-80-81
 SCHNEIDER, Tim 1983-84
 SCHUERING, R. 1932-34
 SCHULTZ, Scott 1992-93-94-95
 SCHWING, I.H. 1900-01
 SCOBIE, Jason 2000-01
 SCOTT, E.A. 1897
 SCOTT, Julius 1980-81-82-83
 SCREEN, Pat 1964
 SEAGO, Ernest 1934
 SEBASTIN, J.D. 1918-20-21-22
 SEXTON, Amos 1971-72
 SHANK, David 2002
 SHARP, 1903
 SHARP, Ivoy 1941
 SHEEHY, Butch 1980-81-82-83
 SHEETS, Andy 1991-92
 SHIPP, Kevin 1996-97
 SIGLER, Roger 1954-55-56-57
 SILVERBLATT, Alan 1970-71
 SIMON, Antoine 1998-99
 SIMS, Bill 1943
 SINGLETARY, 1895-97
 SIROTKA, Mike 1990-91-92-93
 SLACK, J.S. 1910-11-12
 SLABOTSKY, H. 1905
 SLAUGHTER, W.S. 1899
 SLOANE, Lea 1943
 SMITH, 1938
 SMITH, Allen 1960-61-62
 SMITH, B. 1920
 SMITH, G.D. 1907-08
 SMITH, Hadley 1961
 SMITH, J.C. 1941-42-43
 SMITH, Mike 1927-28-29
 SMITH, Robbie 1984-85
 SMITH, Terry 1966
 SMYTH, C.R. 1905-06-07
 SNYDER, J.E. 1895
 SODERERG, Jon 1980
 SON, Chucky 1999
 SONDEREGGER, M. 1970-71-72-73
 SOSSAMON, Tim 1984-85
 SOULE, 1920
 SOUTHERLAND, Fred 1960-61-62
 SPAULDING, Steven 1969
 SPENCER, Fritz 1947-48
 SPITZ, Steven 1973-74
 SPRINGER, Russell 1987-88-89
 STAFFORD, Red 1944-47
 ST. AMANT, Lou 1959
 STANFORD, Bert 1948
 STAPLES, C. 1917-19
 STALES, T.M. 1917-18-19-20
 STAYTON, W. "Bill" 1932

STAYTON, W.D. 1902-03-05
 STEELE, J.E. 1924-25-26
 STEFAN, Paul J. 1975-76
 STELL, Jabbo 1938
 STEVENS, Ed 1932
 STEVENS, N.G. 1926
 STEWART, Bob 1964
 STOCCO, Mark 1993
 STOFESKY, Wayne 1987
 STOKES, Dale 1983
 STOVALL, D. 1955
 STOVALL, H.H. 1925-26-28
 STRANGE, Charles, "Bo" 1960
 STRICKLAND, J. 1927-28-29
 STRINGFIELD, Cliff 1953
 STROVINK, Eric 1989
 SUDDITH, Tom 1941
 SUMMERS, Morris 1961-62
 SWANSON, A.L. 1925
 SWART, W. 1906

T

TALBOT, E.L. 1913
 TALLET, Brian 1999-2000
 TANDY, Joe 1949 (Manager)
 TATE, A. 1915-16-17
 TATUM, Willie L. 1967
 TAYLOR, J.W. 1893
 TAYLOR, W.T. 1940-41-42
 TAYLOR, William 1972-73
 TEAGUE, Sean 1994
 TELLECHEA, Johnny 1990-91
 TERRELL, Robbie 1961-62
 TERRIS, Adam 1985, 88
 THEARD, Al 1942-43
 THERIOT, Bubba 1961-62-63
 THERIOT, Ryan 1999-00-01
 THIBODEAUX, Joey 1977-78-79-80
 THIBODEAUX, Johnnie 1997-98-00-01
 THOMAS, Alvin 1977
 THOMAS, Johnny 1961-62-63
 THOMPSON, Doug 1997-98
 THOMPSON, Richard 1948-49-50-51
 THOMPSON, W.H. 1908-09
 TILLINGHAST, A.Y. 1931
 TINSLEY, Gaynell 1935-36-37
TOMPKINS, Jake 2002
 TOUPS, Frank A. 1974-75-76
 TRENE, J. 1893
 TRIMM, Sherman 1979
 TRIPLETT, Bill 1963-64
 TRITTICO, 1934
 TROXLER, A. 1934
 TUJAGUE, Lucien 1977-78-79-80
 TULLIER, James 1968
 TUMINELLO, Bobby 1947-49
 TURNER, Bill 1941-42
 TURNER, Bruce 1960-61
 TYSON, Jeremy 1994-95

U

UREMOVICH, Jim 1978-79

V

VACCARA, F.P. 1909
 VAN LOON, Bill 1981
 VARGAS, Jason 2002
 VASQUEZ, Rich 1987-88
 VAUGHN, Jack 1964
VAUGHT, Chad 2001-02
 VERGES, Ernie 1951-52
 VIRGETS, Tommy 1952-53-54-55
 VOIGT, Jack 1986-87
 VOORHIES, 1905
 VOORHIES, Charles 1975-76-77-78

W

WADDILL, G.D. 1895-97
 WADE, F.M. 1911-12
 WADSWORTH, Tim 1978
 WAGGONER, Todd 1987-88
 WAINWRIGHT, J.A. 1911

WALDEN, H.E. 1912-13-14-15
 WALET, PH. 1912-13
 WALKER, Edward 1979-80
 WALKER, I. 1935-36-37
 WALKER, Todd 1992-93-94
 WALL, E.E. 1899
 WALL, Jason 1989-90
 WALLER, Red 1915-16
 WALTERS, Bill 1943-47-48
 WARD, Kevin 1996
 WARDLOW, Spot 1915-16
 WARBROD, James 1936-37-38
 WATKINS, 1924
 WATKINS, E. 1930
 WATKINS, O. 1926-27
 WATSON, Toby 1941
 WATTS, 1895
 WAX, Daryl 1976
 WEBER, D.L. 1903-05-06
 WEBER, S.J. 1956
 WEINER, R. 1938
 WELCH, Darren 2002
 WEST, J.C. 1944
 WESTBROOK, J.T. 1898
 WHEALY, Patrik 1974-75-76-77
 WHEELER, Red 1943
 WHITE, Al 1957-58
 WHITED, H.W. 1903
 WHITTY, Daryl 1953-54-55
 WIESLER, Billy 1981-82
WIETHORN, Eric 2001-02
 WILBANKS, T.E. 1918
 WILBERT, A.E. 1908-09
 WILBERT, E.C. 1905-08
 WILBERT, F.P. 1902-03
 WILBERT, J.A. 1905
 WILES, Randy 1970-71-72-73
 WILHITE, Brian 1987-88
 WILKINSON, H. 1907
 WILKINSON, J.P. 1912-17
 WILLIAMS, Jason 1993-94-95-96
 WILLIAMS, J.Q. 1921
 WILSON, Brad 1993-94-95-96
WILSON, Brian 2001-02
 WINDERS, Brian 1993-94-95
 WINSTON, Roy 1961
 WITTEN, Jeremy 1997-98-99-2000
 WOMACK, 1903
 WOMACK, 1917
 WOMBLE, 1898-99
 WOODRUFF, Marvin 1976
 WOODWARD, Robert 1971-73
 WRIGHT, Larry D. 1975-76-77-78
 WRIGHT, Ray 2000-01

Y

YARNALL, Eddie 1994-95-96
 YERGER, M. 1959
 YUMAN, Shane 1999-00-01
 YOUNG, 1902
 YOUNG, E.B. 1893
 YOUNG, T.W. 1898
 YURTIN, Jeff 1985-86

Z

ZERINGUE, Jon 2002
 ZIMMERMAN, Joe 1986-87
 ZIMMERMAN, 1913
 ZINN, Jimmy 1947
 ZINSER, P. 1954-55
 ZINSMAN, Zeph 2001
 ZWEIG, Ivan 1995