


INTRO
THIS IS LSU
TIGERS
COACHES
REVIEW
PREVIEW
<b>RECORDS</b>
HISTORY
LSU
MEDIA



**Stanley Roberts**  
Field goal percentage co-leader



**Anthony Wilson**  
Season three-point field goal leader (95)



**Eddie Palubinskas**  
15-15 from free throw line (single-game best)

## Individual Records

### POINTS

Game:	69	by Pete Maravich vs. Alabama, 2-7-70
Season:	1,381	by Pete Maravich, 1969-70
Freshman:	965	by Chris Jackson, 1988-89
Sophomore:	1,138	by Pete Maravich, 1967-68
Junior:	1,148	by Pete Maravich, 1968-69
Senior:	1,381	by Pete Maravich, 1969-70
Career:	3,667	by Pete Maravich, 1967-70

### SCORING AVERAGE

Season:	44.5	by Pete Maravich, 1969-70
Career:	44.2	by Pete Maravich, 1967-70

### FIELD GOALS MADE

Game:	26	by Pete Maravich vs. Vanderbilt, 12-11-69 & vs. Alabama, 2-7-70
Season:	522	by Pete Maravich, 1969-70
Career:	1,387	by Pete Maravich, 1967-70

### FIELD GOALS ATTEMPTED

Game:	57	by Pete Maravich vs. Vanderbilt, 1-29-69 & vs. Alabama, 2-7-70
Season:	1,168	by Pete Maravich, 1969-70
Career:	3,166	by Pete Maravich, 1967-70

### FIELD GOAL PERCENTAGE

Game (Min. 10 Att.):	1.000	by Stanley Roberts, 10-10, vs. Loyola Marymount, 2-3-90
	1.000	by Durand Macklin, 12-12, vs. Mississippi State, 1-5-80
	1.000	by Bill Wilson, 10-10 vs. Georgia, 1964
Season (Min. 100 Att.):	.675	by Dave Ramsden, 112-166, 1968-69
Career (Min. 250 Att.):	.643	by Dave Ramsden, 164-255, 1966-69

### THREE-POINT FIELD GOALS MADE

Game:	10	by Chris Jackson vs. Tennessee, 2-10-90
Season:	95	by Anthony Wilson, 1986-87
Career:	237	by Torris Bright, 2000-03

### THREE-POINT FIELD GOALS ATTEMPTED

Game:	20	by Chris Jackson vs. Ole Miss, 3-4-89 & vs. Tennessee, 2-10-90
Season:	246	by Chris Jackson, 1989-90
Career:	605	by Torris Bright, 2000-03

### THREE-POINT FIELD GOAL PERCENTAGE

Game (Min. 5 Att.):	1.000	by Antonio Hudson, 6-6, vs. Louisiana-Lafayette, 11-21-04
		by Collis Temple, 5-5, vs. Nicholls State, 12-22-00
		by Torris Bright, 5-5, at Arizona, 12-20-00
		by Darrel Mitchell, 5-5, vs. Auburn, 2-26-03
Season (Min. 50 Att.):	.509	by Jamie Brandon, 27-53, 1992-93
Career (Min. 75 Att.):	.489	by Justin Anderson, 45-92, 1991-92
Career (Min. 100 Att.):	.438	by Jamie Brandon, 46-105, 1991-93

### FREE THROWS MADE

Game:	30	by Pete Maravich, vs. Oregon State, 12-22-69
Season:	337	by Pete Maravich, 1969-70
Career:	893	by Pete Maravich, 1967-70

### FREE THROWS ATTEMPTED


Game:	31	by Pete Maravich, vs. Oregon State, 12-22-69
Season:	337	by Pete Maravich, 1969-70
Career:	1,152	by Pete Maravich, 1967-70

### CONSECUTIVE FREE THROWS MADE


Game:	21	by Pete Maravich, vs. Oregon State, 12-22-69
Season:	35	by Chris Jackson, 1989-90
Two Seasons:	31	by Eddie Palubinskas, 1973-74

### FREE THROW PERCENTAGE

Game (Min. 15 Att.):	1.000	by Eddie Palubinskas, 15-15, vs. Mississippi State, 3-1-73
Season (Min. 50 Att.):	.9095	by Chris Jackson, 191-210, 1989-90
Career (Min. 200 Att.):	.875	by Eddie Palubinskas, 259-295, 1972-74



**Torris Bright**  
Most career games started (128)



**Derrick Taylor**  
Most minutes played in a season (1,342)

**REBOUNDS**

Game:	32	by Durand Macklin, vs. Tulane, 11-26-76
Season:	474	by Al Sanders, 1969-70
Career:	1,276	by Durand Macklin, 1976-81

**REBOUND AVERAGE**

Season:	17.3	by Bob Pettit, 1953-54
Career:	14.8	by Bob Pettit, 1951-54

**FOULS**

Season:	125	by Al Sanders, 1969-70
Career:	407	by Greg Cook, 1976-77; 1978-81

**ASSISTS**

Game:	19	by Kenny Higgs, vs. Georgia, 1-17-77
Season:	239	by Kenny Higgs, 1976-77
Career:	645	by Kenny Higgs, 1974-78

**ASSIST AVERAGE**

Season:	8.9	by Kenny Higgs, 1976-77
Career:	6.1	by Kenny Higgs, 1974-78

**GAMES**

Season:	39	by Bernard Woodside, 1986-87
Career:	130	by Jose Vargas, 1984-88

**GAMES STARTED**

Season:	38	by Anthony Wilson, 1986-87 & Derrick Taylor, Don Redden, 1985-86
Career:	128	by Torris Bright, 2000-03

**STEALS**

Game:	10	by Shawn Griggs vs. Tennessee, 2-23-91
Season:	93	by Darryl Joe, 1986-87
Career:	310	by Clarence Ceasar, 1991-95

**STEAL AVERAGE**

Season:	3.0	by Clarence Ceasar, 1993-94; 1994-95
Career:	2.8	by Clarence Ceasar, 1992-95

**BLOCKED SHOTS**

Game:	12	by Shaquille O'Neal, vs. Loyola Marymount, 2-3-90
Season:	157	by Shaquille O'Neal, 1991-92
Career:	412	by Shaquille O'Neal, 1989-92

**BLOCK AVERAGE**

Season:	5.2	by Shaquille O'Neal, 1991-92
Career:	4.6	by Shaquille O'Neal, 1989-92

**MINUTES PLAYED**

Season:	1,342	by Derrick Taylor, 1985-86
Career:	4,276	by Howard Carter, 1979-83

**Team Records**

**POINTS**

Game:	159	vs. Northern Arizona, 12-28-91 (LSU, 159-86)
Home Court:	159	vs. Northern Arizona, 12-28-91 (LSU, 159-86)
Road:	124	vs. Texas, 1-2-90 (LSU 124-113)
1st half:	80	vs. Northern Arizona, 12-28-91 (LSU, 159-86)
2nd half:	79	vs. Northern Arizona, 12-28-91 (LSU, 159-86)
In a loss:	112	vs. Ole Miss, 3-4-89 (Ole Miss, 113-112-OT)
By Opponent:	141	by Loyola Marymount, 2-3-90 (LSU 148-141-OT)
Two Teams:	289	LSU (148), Loyola Marymount (141), 2-3-90
Season:	2,985	in 1969-70 (32 games)
Average:	93.3	in 1969-70 (2,985 in 32 games)
By Opponent:	2,861	in 1988-89 (32 games)

**FIELD GOALS MADE**

Game:	61	vs. Loyola Marymount, 2-3-90
Two Teams:	113	LSU (61) vs. Loyola Marymount (52), 2-3-90
Season:	1,170	in 1985-86

**FIELD GOALS ATTEMPTED**

Game:	114	vs. Louisiana College, 12-7-53
Season:	2,403	in 1969-70

INTRO
THIS IS LSU
TIGERS
COACHES
REVIEW
PREVIEW
<b>RECORDS</b>
HISTORY
LSU
MEDIA

- INTRO
- THIS IS LSU
- TIGERS
- COACHES
- REVIEW
- PREVIEW
- RECORDS**
- HISTORY
- LSU
- MEDIA



**Randy Livingston**  
Had 18 of LSU's school record  
38 assists against George Mason in 1994.



**Shaquille O'Neal**  
Had a triple-double with 10 of LSU's  
16 blocks against Texas in 1990.

### FIELD GOAL PERCENTAGE

Game:	.714	vs. Clemson, 12-20-69 (50 of 70)
Season:	.520	in 1978-79 (964 of 1,854)

### THREE-POINT FIELD GOALS MADE

Game:	17	at Tennessee, 3-01-03
Season:	215	in 2002-03

### THREE-POINT FIELD GOALS ATTEMPTED

Game:	40	vs. South Carolina, 2-10-96
Season:	614	in 1995-96

### THREE-POINT FIELD GOAL PERCENTAGE

Game:	1.000	vs. Arkansas State, 12-4-86 (3-3)
Season:	.401	in 1986-87 season (181-451)

### FREE THROWS MADE

Game:	41	vs. Tulane, 12-22-79
Season:	667	in 1969-70

### FREE THROWS ATTEMPTED

Game:	55	vs. Tulane, 12-22-79
Season:	944	in 1980-81

### FREE THROW PERCENTAGE

Game:	1.000	vs. Tennessee, 3-11-83 (11-11)
Season:	.770	in 1988-89 (557-723)

### REBOUNDS

Game:	80	vs. Montana State, 12-27-76
Season:	1,691	in 1969-70 (32 games)
Average:	52.8	in 1969-70 (1,691 in 32 games)

### FOULS

Season:	747	in 1986-87
Fouled Out:	37	in 1952-53, 1973-74

### ASSISTS

Game:	38	vs. George Mason, 12-3-94
Season:	616	in 1974-75
Average:	23.7	in 1974-75 (616 in 26 games)

### BLOCKED SHOTS

Game:	16	vs. Texas, 1-2-90
Season:	225	in 1989-90
Average:	7.0	in 1989-90 (225 in 32 games)

### STEALS

Game:	23	vs. Tennessee, 2-23-91
Season:	352	in 1986-87
Average:	10.5	in 1990-91 (316 in 30 games)

### GAMES

Season:	39	in 1986-87
Most Wins:	31	in 1980-81
Most Losses:	23	in 1966-67
Win Streak:	26	in 1980-81

### ATTENDANCE

Game (Paid):	68,112	Louisiana Superdome, Jan. 20, 1990 vs. Notre Dame
Game (Turnstile):	54,321	Louisiana Superdome, Jan. 28, 1989 vs. Georgetown
Game (PMAC):	15,964	vs. Ole Miss, 2-25-81
Season (Home):	314,369	in 1989-90 (19 games, one in Louisiana Superdome)
Season (PMAC):	246,257	in 1989-90 (18 games)
Season Average	13,708	in 1980-81 (15 games)

## Individual Records

### POINTS

LSU: 53 by Shaquille O'Neal, vs. Arkansas State, 12-18-90  
 Opp: 48 by Hank Gathers, Loyola Marymount, 2-3-90

### FIELD GOALS MADE

LSU: 19 by Chris Jackson, vs. Florida, 3-1-89  
 Opp: 20 by Hank Gathers, Loyola Marymount, 2-3-90

### FIELD GOAL PERCENTAGE (Minimum 10 attempts)

LSU: 1.000 by Stanley Roberts, 10-10, Loyola Marymount, 2-3-90;  
 by Durand Macklin, 12-12, vs. Miss. State, 1-5-80  
 Opp: .909 by Ronnie Williams, Florida, 10-11, 1-2-82;  
 by Bob Guyette, Kentucky, 10-11, 1-5-74;

### THREE POINT FIELD GOALS MADE

LSU: 8 by Maurice Carter, vs. Arkansas, 1-2-99  
 8 by Ronnie Henderson, vs. Kentucky, 2-15-94  
 Opp: 9 by Anderson Hunt, UNLV, 1-28-90

### THREE POINT FG PERCENTAGE (Minimum 4 attempts)

LSU: 1.000 by Antonio Hudson, 6-6, vs. Louisiana-Lafayette, 11-21-04  
 1.000 by Collis Temple, 5-5, vs. Nicholls State, 12-22-00  
 1.000 by Darrel Mitchell, 5-5, vs. Auburn, 2-26-03

### FREE THROWS MADE

LSU: 17 by Shaquille O'Neal, vs. Arkansas State, 12-18-90  
 Opp: 15 by Ernie Grunfeld, Tennessee, 1-15-77

### FREE THROWS ATTEMPTED

LSU: 21 by Shaquille O'Neal, vs. Arkansas State, 12-18-90  
 Opp: 18 by Leon Douglas, Alabama, 2-17-75

### FREE THROW PERCENTAGE

LSU: 1.000 by Eddie Palubinskas, 16-16, vs. Mississippi State, 3-1-73  
 Opp: 1.000 by Carlos Zuniga, Tulane, 10-10, 12-4-78;  
 by Sidney Moncrief, Arkansas, 10-10, 12-29-77;  
 by Joe Rogers, Villanova, 10-10, 12-28-76

### REBOUNDS

LSU: 32 by Durand Macklin, vs. Tulane, 11-26-76  
 Opp: 23 by Larry Fry, Mississippi State, 1-16-75

### ASSISTS

LSU: 19 by Kenny Higgs, vs. Georgia, 1-17-77  
 Opp: 15 by Eddie Johnson, Auburn, 1-3-76

### BLOCKED SHOTS

LSU: 12 by Shaquille O'Neal, vs. Loyola Marymount, 2-3-90  
 Opp: 6 by Charles Claxton, Georgia, 2-19-94

### STEALS

LSU: 10 by Shawn Griggs, vs. Tennessee, 2-23-91  
 Opp: 9 by Mike Varos, Cal State Los Angeles, 12-8-89

## Team Records

### POINTS

LSU: 159 vs. Northern Arizona, 159-86, 12-28-91  
 Opp: 141 by Loyola Marymount, LSU 148-141 (OT), 2-3-90

### FIELD GOALS MADE

LSU: 61 vs. Loyola Marymount, 2-3-90; vs. Northern Arizona, 12-28-91  
 Opp: 53 by Illinois, 12-22-88

### FIELD GOALS ATTEMPTED

LSU: 103 vs. Northern Arizona, 12-28-91  
 Opp: 116 by Loyola Marymount, 2-11-89

### FIELD GOAL PERCENTAGE

LSU: .703 vs. Centenary, 1-15-03  
 Opp: .684 by Tulane, 3-12-82

### FREE THROWS MADE

LSU: 41 vs. Tulane, 12-22-79  
 Opp: 31 by Tulane, 3-12-82

### FREE THROWS ATTEMPTED

LSU: 55 vs. Tulane, 12-22-79  
 Opp: 42 by Tulane, 3-12-82; Georgia, 3-12-82

### MOST THREE-POINT FIELD GOALS MADE

LSU: 16 vs. Auburn, 2-26-03

### FOULS

LSU: 39 vs. Ole Miss, 1-14-84  
 Opp: 42 by Tulane, 12-22-79

### MARGIN OF VICTORY

LSU: 75 vs. Grambling State, 112-37, 11-20-99  
 Opp: 32 by Kentucky, 129-97, 1-16-96

### POINTS IN ONE HALF

LSU: 80 vs. Northern Arizona, 1st half, 12-28-91  
 79 vs. Northern Arizona, 2nd half, 12-28-91  
 Opp: 86 by Kentucky, 1st half, 1-16-96

### MOST WINS

LSU: 16 in 1989-90 season, 2002-03 season  
 Opp: 7 in 1994-95; 1995-96; 2000-01 season

## Miscellaneous Records

First Game: Vanderbilt 80, LSU 73 (Jan. 3, 1972)

First Win: LSU 90, Georgetown 71 (Jan. 6, 1972)

10th Win: LSU 67, Florida 54 (Jan. 22, 1973)

50th Win: LSU 77, Auburn 73 (Jan. 29, 1977)

100th Win: LSU 92, Florida 75 (Jan. 31, 1981)

150th Win: LSU 67, Kentucky 61 (March 2, 1985)

200th Win: LSU 111, Tennessee 94 (Jan. 8, 1990)

250th Win: LSU 76, Alabama 68 (Feb. 23, 1993)

300th Win: LSU 72, Jackson State 53 (Dec. 12, 1998)

350th Win: LSU 75, Prairie View 49 (Dec. 17, 2002)

Record in Assembly Center: 386-133 (.744)

SEC Record in Assembly Center: 188-106 (.639)

Non-Conference Record in Assembly Center: 198-27 (.880)

Largest Single-Game Crowd: 15,694 vs. Ole Miss, 2-25-81

Single-Season Attendance: 246,257 (18 games) 1989-90 (13,681 avg.)

Single-Season Average: 13,708, 1980-81

Assembly Center Totals: 5,458,601 (519 games) 34 seasons (10,517 avg.)

INTRO
THIS IS LSU
TIGERS
COACHES
REVIEW
PREVIEW
<b>RECORDS</b>
HISTORY
LSU
MEDIA

- INTRO
- THIS IS LSU
- TIGERS
- COACHES
- REVIEW
- PREVIEW
- RECORDS**
- HISTORY
- LSU
- MEDIA

## LONGEST OVERALL WINNING STREAK

1. 26 - Nov. 30, 1980 to Feb. 28, 1981
2. 19 - Dec. 29, 1952 to March 14, 1953
3. 18 - Feb. 14, 1920 to Feb. 11, 1921
4. 17 - Feb. 1917 to Feb. 6, 1918
5. 15 - Feb. 1921 to March 16, 1922

## LONGEST SEC WINNING STREAK

1. 32 - Feb. 4, 1952 to March 6, 1954
2. 23 - Jan. 1, 1934 to Dec. 23, 1935
3. 17 - Jan. 3, 1981 to Feb. 25, 1981
4. 12 - Feb. 9, 1945 to Jan. 11, 1947
5. 10 - Jan. 3, 1980 to Feb. 21, 1980

## SEC HOME WINNING STREAKS

1. 26 - Feb. 13, 1933 to Jan. 31, 1936
2. 20 - Jan. 14, 1952 to Feb. 22, 1954
3. 15 - Jan. 3, 1981 to Feb. 10, 1982
4. 12 - Jan. 14, 1984 to Jan. 26, 1985
5. 10 - Feb. 4, 1946 to Feb. 21, 1947

## SEC ROAD WINNING STREAKS

1. 14 - Feb. 4, 1952 to March 6, 1954
1. 14 - Jan. 19, 1980 to Feb. 21, 1981
3. 10 - Feb. 19, 1942 to Feb. 20, 1943
4. 6 - Jan. 11, 1946 to Jan. 11, 1947
5. 5 - Feb. 18, 1938 to Jan. 30, 1939
5. 5 - Feb. 3, 2000 to March 1, 2000

## CONSECUTIVE WINNING SEASONS

1. 11 - 1982-83 - 1992-93
2. 9 - 1913-14 - 1921-22
3. 5 - 1976-77 - 1980-81
4. 4 - 1931-32 - 1934-35
4. 4 - 2001-02 - present

## CONSECUTIVE NON-LOSING SEASONS

1. 17 - 1976-77 - 1992-93
2. 12 - 1931-32 - 1942-43
3. 10 - 1913-14 - 1922-23

## 30-WIN SEASONS

- 1 - 1980-81

## 25-WIN SEASONS

- 4 - 1979-80, 1980-81, 1985-86, 1999-2000

## 20-WIN SEASONS

- 17 - last in 2004-05

## RECORD IN SEASON OPENERS


- Overall - 78-19 (.804)  
 Under John Brady - 8-0 (1.000)  
 SEC Openers - 41-30 (.577)  
 SEC Openers Under John Brady - 2-6 (.250)

## MOST VICTORIES - TWO YEAR PERIOD

1. 57 - 1980-1981
2. 50 - 1986-1987
3. 49 - 1979-1980
4. 45 - 1985-1986
5. 43 - three times

## MOST VICTORIES - THREE YEAR PERIOD

1. 80 - 1979-1981
2. 71 - 1980-1982
3. 69 - 1985-1987
4. 68 - 1986-1988
5. 67 - 1978-1980



**Darnell Lazare**

## MOST VICTORIES - FOUR YEAR PERIOD

1. 98 - 1978-1981
2. 94 - 1979-1982
3. 90 - 1980-1983
4. 87 - 1984-1987
5. 86 - twice

## BIGGEST HALFTIME MARGINS BY LSU

### (JOHN BRADY ERA)

1. +36 - Southern-NO (11-20-97)
1. +36 - Centenary (1-15-03)
3. +32 - Nicholls State (11-22-02)
4. +30 - Arkansas (2-22-03)
5. +27 - Centenary (1-17-01)
6. +26 - Arkansas (3-13-03)
6. +26 - Grambling (11-28-99)
8. +24 - Auburn (2-26-03)
9. +23 - Troy State (12-22-98)
9. +23 - Texas A&M - CC (12-14-02)
9. +23 - Vanderbilt (2-12-03)

## BIGGEST HALFTIME DEFICITS

### (JOHN BRADY ERA)

1. -32 - vs. Tennessee (1-6-99)
2. -25 - vs. Arkansas (2-17-01)
3. -21 - vs. Florida (1-16-02)
3. -21 - vs. Mississippi State (2-11-98)
5. -20 - vs. Auburn (1-13-01)
6. -19 - vs. Auburn (2-6-99)
7. -18 - vs. Ole Miss (2-18-98)
8. -16 - vs. Mississippi State (2-25-04)
9. -15 - vs. Fresno State (11-26-97)
9. -15 - vs. Ole Miss (1-21-98)
9. -15 - vs. Florida (1-12-00)
9. -15 - vs. Mississippi State (2-13-02)

## MOST POINTS IN A HALF BY LSU

### (JOHN BRADY ERA)

1. 60 - 2nd - Grambling (1-20-99)
2. 59 - 1st - Centenary (1-15-03)
3. 56 - 1st - Wyoming (11-27-99)
4. 55 - 2nd - Southern (1-19-01)
5. 54 - 2nd - Centenary (12-21-99)
5. 54 - 2nd - Ole Miss (2-16-00)
7. 53 - 2nd - Louisiana-Monroe (11-29-03)
7. 53 - 2nd - McNeese State (12-7-02)
7. 53 - 2nd - Centenary (1-15-03)
7. 53 - 2nd - Louisiana-Monroe (11-20-00)

## FEWEST POINTS IN A HALF BY LSU

### (JOHN BRADY ERA)

1. 10 - 1st - Ole Miss (3-3-04)
2. 14 - 1st - Wisconsin (3-23-00)
3. 15 - 1st - Mississippi State (1-17-04)
3. 15 - 1st - Ole Miss (2-7-01)
5. 16 - 1st - Alabama (2-10-99)
6. 18 - 2nd - Ole Miss (2-7-01)
6. 18 - 1st - Tennessee (1-6-99)
8. 19 - 1st - Alabama (2-2-02)
8. 19 - 2nd - Mississippi State (1-16-99)
10. 20 - 2nd - Arkansas (2-7-04)

## MOST POINTS IN A HALF ALLOWED BY LSU

### (JOHN BRADY ERA)

1. 55 - 2nd - Florida (1-16-02)
2. 54 - 2nd - Georgia (1-5-03)
3. 53 - 2nd - Florida (1-20-99)
4. 52 - 2nd - Vanderbilt (2-21-04)
4. 52 - 1st - Arkansas (12-29-98)
6. 51 - 2nd - Mississippi State (1-24-01)
7. 50 - 2nd - New Orleans (11-24-04)
7. 50 - 2nd - Oakland (11-26-99)
7. 50 - 2nd - Auburn (1-9-99)
10. 49 - 2nd - Vanderbilt (3-5-05)
10. 49 - 1st - Kentucky (1-22-05)
10. 49 - 1st - Arkansas (2-17-01)
10. 49 - 2nd - Mississippi State (2-11-98)

## FEWEST POINTS IN A HALF ALLOWED

### OPPONENTS (JOHN BRADY ERA)

1. 10 - 2nd - Nicholls State (12-30-01)
2. 11 - 2nd - Grambling (11-20-99)
3. 12 - 1st - Nicholls State (11-22-02)
3. 12 - 2nd - Nicholls State (11-22-02)
5. 15 - 1st - Mississippi State (2-11-98)
6. 16 - 1st - Delaware State (12-3-02)
7. 16 - 1st - Centenary (1-17-01)
8. 17 - 1st - Louisiana-Monroe (11-20-00)
8. 17 - 2nd - Southeastern Louisiana (11-22-99)
8. 17 - 1st - McNeese State (11-23-98)
8. 17 - 1st - Centenary (11-24-97)



Tack Minor

## The Last Time

### An LSU Player Had. . . .

30 or more points -- 32 -- Darrel Mitchell, vs. Ohio State, Jan. 15, 2005  
 40 or more points -- 40 -- Ronnie Henderson, vs. Alabama, Feb. 11, 1995  
 50 or more points -- 53 -- Shaquille O'Neal, vs. Arkansas State, Dec. 18, 1990  
 60 or more points -- 64 -- Pete Maravich, vs. Kentucky, Feb. 21, 1970  
 15 or more rebounds -- 17 -- Brandon Bass, vs. Mississippi State, Feb. 16, 2005  
 20 or more rebounds -- 21 -- Jaime Lloreda, vs. McNeese State, Nov. 24, 2003  
 10 or more assists -- 10 -- Tack Minor, vs. Ohio State, Jan. 15, 2005  
 5 or more blocks -- 5 -- Brandon Bass, vs. Mississippi State, Jan. 29, 2005  
 7 or more steals -- 7 -- Darrel Mitchell, vs. Louisiana-Lafayette, Nov. 21, 2004

### An LSU Opposing Player Had. . . .

30 or more points -- 30 -- Mario Moore, Vanderbilt, March 5, 2005  
 40 or more points -- 43 -- Todd Day, Arkansas, Jan. 11, 1992  
 50 or more points -- 53 -- Gerald Glass, Ole Miss, March 4, 1989  
 60 or more points -- 63 -- Johnny Neumann, Ole Miss, Jan. 30, 1971  
 15 or more rebounds -- 17 -- Andrew Bogut, Utah, Jan. 3, 2005  
 20 or more rebounds -- 21 -- Larry Richard, TCU, Nov. 21, 1986  
 10 or more assists -- 11 -- Derrick Zimmerman, Mississippi State, March 15, 2003  
 5 or more blocks -- 6 -- Tayshaun Prince, Kentucky, Feb. 9, 2002  
 7 or more steals -- 7 -- Chris Daniels, Georgia, March 8, 2002

### The Last Time LSU. . . .

Scored 100 points -- 113 -- vs. Ohio State (LSU, 113-101), Jan. 15, 2005  
 Scored less than 50 points -- 49 -- at Ole Miss (Ole Miss, 49-53), Jan. 21, 2004  
 Allowed less than 50 points -- 45 -- vs. Ole Miss (LSU, 58-45), March 3, 2004  
 Allowed 100 points -- 101 -- vs. Ohio State (LSU, 113-101), Jan. 15, 2005  
 Shot 60 percent from the field -- 60.4% -- vs. Tennessee, Feb. 4, 2004  
 Grabbed 60 rebounds -- 60 -- vs. Troy State, Dec. 22, 1998  
 Committed less than 10 turnovers - 9 - vs. Florida, Feb. 19, 2005  
 Committed more than 20 turnovers -- 21 -- vs. UAB, March 17, 2005  
 Committed 30 or more personal fouls -- 30 -- at South Carolina, Feb. 10, 1996

## LSU TRENDS & RECORDS

	04-05	Brady Era
Overall Record	20-10	140-102
Home Record	14-1	98-31
Road Record	4-6	22-56
Neutral	2-3	20-15

In SEC games	12-4	54-74
Non-Conference	8-6	82-25
SEC Tournament	1-1	7-8
NIT	0-0	1-2
NCAA Tournament	0-1	2-3

LSU's Record...		
In November	3-1	28-5
In December	3-2	40-8
In January	5-3	27-39
In February	6-2	26-35
In March	3-2	19-15

LSU vs. Ranked Opponents		
At home	3-0	9-14
On the road	0-2	2-21
Neutral	0-1	5-3

LSU's Record in Games...		
Decided by 5 pts or less	5-3	38-30
Decided by 10 pts or less	9-4	56-55
Decided by 11 pts or more	11-6	84-47
At night	15-5	101-65
During the day	5-5	39-37
Decided in Overtime	2-2	5-5
Televised	9-6	50-57

LSU's Record When Scoring...		
Less than 60 points	1-4	8-47
60-69 points	4-3	35-37
70-79 points	4-2	44-18
80-89 points	7-1	32-1
90-99 points	3-0	17-0
100 or more points	1-0	4-0

LSU's Record When Allowing...		
Less than 60 points	5-0	69-11
60-69 points	8-2	51-31
70-79 points	6-3	16-31
80-89 points	0-5	4-24
90-99 points	0-0	0-3
100 or more points	1-0	1-1

LSU's Record When...		
Leading at the half	17-1	113-17
Trailing at the half	2-9	24-80
Tied at the half	1-0	4-4
Lead 10 minutes left	19-1	117-15
Trailing 10 minutes left	1-9	22-84
Tied 10 minutes left	0-0	1-2
Lead 5 minutes left	18-1	119-12
Trailing 5 minutes left	2-9	16-86
Tied 5 minutes left	0-0	5-3

LSU's Record...		
Shooting 50 percent or higher	11-1	59-11
Shooting less than 50 percent	9-9	69-93
Shooting more than Opponents	14-3	117-24
Even shooting	0-0	0-1
More 3PT FGs than Opponents	10-4	69-29
Outrebounding Opponent	15-4	105-46
Outrebounded by Opponent	5-6	32-50
Equal Rebounds	0-0	2-6
Commit fewer TO than Opp.	10-2	71-23
Commit more TO than Opp.	5-6	58-72
Equal TO	4-0	10-5
15 or fewer TO	17-4	81-38

- INTRO
- THIS IS LSU
- TIGERS
- COACHES
- REVIEW
- PREVIEW
- RECORDS**
- HISTORY
- LSU
- MEDIA

INTRO
THIS IS LSU
TIGERS
COACHES
REVIEW
PREVIEW
<b>RECORDS</b>
HISTORY
LSU
MEDIA

## SCORING

1. Pete Maravich	1967-70	3667
2. Rudy Macklin	1976-81	2080
3. Howard Carter	1979-83	1942
4. Shaquille O'Neal	1989-92	1941
5. Bob Pettit	1951-54	1916
6. Kenny Higgs	1974-78	1896
7. Chris Jackson	1988-90	1854
8. Derrick Taylor	1981-82;83-86	1590
9. Ronnie Henderson	1993-96	1561
10. Vernel Singleton	1988-92	1513

## SCORING AVERAGE

1. Pete Maravich	1967-70	44.2
2. Chris Jackson	1988-90	29.0
3. Bob Pettit	1951-54	27.4
4. Shaquille O'Neal	1989-92	21.6
5. Glenn Hansen	1973-75	20.5
6. Ronnie Henderson	1993-96	20.3
7. Roger Sigler	1954-57	19.1
8. Eddie Palubinskas	1972-74	18.5
9. Kenny Higgs	1974-78	17.9
10. Dick Maile	1962-65	17.4

## FIELD GOALS MADE

1. Pete Maravich	1967-70	1387
2. Rudy Macklin	1976-81	852
3. Howard Carter	1979-83	806
4. Shaquille O'Neal	1989-92	786
5. Bob Pettit	1951-54	721
6. Kenny Higgs	1974-78	687
7. Ronald Dupree	2000-03	665
8. Chris Jackson	1989-90	664
9. Leonard Mitchell	1980-84	630
10. Derrick Taylor	1981-82;83-86	622

## 3-POINT FG MADE

1. Torris Bright	2000-03	237
2. Ronnie Henderson	1993-96	189
<b>3. Darrel Mitchell</b>	<b>2002-Present</b>	<b>176</b>
4. Clarence Ceasar	1991-95	175
5. Antonio Hudson	2001-05	174
6. Chris Jackson	1988-90	172
7. Collis Temple III	2000-03	171
8. Maurice Carter	1995-99	157
9. Brian Beshara	1998-01	122
10. Mike Hansen	1990-93	113

## FIELD GOAL PCT.

(Min. 250 Att.)

1. Dave Ramsden	1967-69	.643
2. Shaquille O'Neal	1989-92	.610
3. Rudy Macklin	1976-81	.595
4. Al Sanders	1969-72	.585
5. Stanley Roberts	1989-90	.576
6. Jaime Lloreda	2002-04	.571
7. Stromile Swift	1998-00	.560
7. Vernel Singleton	1988-92	.560
9. Floyd Bailey	1974-78	.557
10. Bill Newton	1969-72	.544

## ASSISTS

1. Kenny Higgs	1974-78	645
2. Ethan Martin	1977-81	638
3. Torris Bright	2000-03	544
4. Pete Maravich	1967-70	425
5. Derrick Taylor	1981-82;83-86	401
6. Mike Darnall	1972-75	399
7. Ricky Blanton	1984-86;87-89	314
8. Johnny Jones	1980-84	271
9. Tommy Hess	1969-72	267
10. Bernard Woodside	1985-88	266

## FREE THROWS MADE

1. Pete Maravich	1967-70	893
2. Kenny Higgs	1974-78	522
3. Bob Pettit	1951-54	474
4. Vernel Singleton	1988-92	432
5. Ethan Martin	1977-81	390
6. Rudy Macklin	1976-81	376
7. Roger Sigler	1954-57	372
8. Shaquille O'Neal	1989-92	369
9. Derrick Taylor	1981-82;83-86	346
10. Chris Jackson	1988-90	354

## FREE THROW PCT.

(Min. 200 Att.)

1. Eddie Palubinskas	1972-74	.875
2. Chris Jackson	1988-90	.863
3. Don Redden	1982-86	.840
4. Kenny Drost	1964-67	.839
5. Harry Heroman	1963-66	.816
6. Derrick Taylor	1981-82;83-86	.801
7. George Nattin	1959-62	.792
8. Howard Carter	1979-83	.789
9. Pete Maravich	1967-70	.775
10. Danny Hester	1968-70	.774

## 3-POINT FG PCT.

(Min. 75 Att.)

1. Justin Anderson	1991-92	.489
2. Jamie Brandon	1991-93	.438
3. Anthony Wilson	1986-87	.421
4. Ricky Blanton	1987-89	.411
<b>5. Darrel Mitchell</b>	<b>2002-Present</b>	<b>.397</b>
5. Mike Hansen	1990-93	.397
7. Torris Bright	1999-03	.392
8. Landers Nolley	1994-96	.383
9. Brian Beshara	1998-01	.372
9. Chris Jackson	1988-90	.372

## REBOUNDS

1. Rudy Macklin	1976-81	1276
2. Shaquille O'Neal	1989-92	1217
3. Al Sanders	1969-72	1168
4. Bob Pettit	1951-54	1039
5. Leonard Mitchell	1980-84	922
6. Ronald Dupree	2000-03	907
7. Ned Clark	1951-55	870
8. Lionel Green	1975-79	809
9. Bill Newton	1969-72	802
10. Vernel Singleton	1988-92	784

## REBOUND AVERAGE

1. Bob Pettit	1951-54	14.8
2. Al Sanders	1969-72	14.1
3. Shaquille O'Neal	1989-92	13.5
4. Ned Clark	1951-55	11.8
5. Rudy Macklin	1976-81	10.4
5. Dick Maile	1962-65	10.4
7. Roger Sigler	1953-56	10.3
8. Maury Drummond	1960-63	10.2
9. Jaime Lloreda	2003-04	10.1
10. Danny Hester	1968-70	10.0

## BLOCKED SHOTS

1. Shaquille O'Neal	1989-92	412
2. Stromile Swift	1998-00	130
3. Brandon Bass	2003-05	104
4. Jose Vargas	1984-88	100
5. Lionel Green	1975-79	94
6. Jaime Lloreda	2002-04	89
7. Leonard Mitchell	1980-84	82
8. Nikita Wilson	1983-87	77
9. Clarence Ceasar	1991-95	72
10. Vernel Singleton	1988-92	67

## STEALS

1. Clarence Ceasar	1991-95	310
2. Ethan Martin	1977-81	279
3. Torris Bright	2000-03	246
4. Derrick Taylor	1981-82;83-86	207
5. Jerry Reynolds	1982-85	194
6. Darryl Joe	1986-88	173
7. Jermaine Williams	1998-02	154
8. Leonard Mitchell	1980-84	151
9. Vernel Singleton	1988-92	136
9. Johnny Jones	1980-84	136

## MINUTES PLAYED

1. Howard Carter	1979-83	4276
2. Torris Bright	2000-03	4250
3. Rudy Macklin	1976-81	3965
4. Derrick Taylor	1981-82;83-86	3835
5. Leonard Mitchell	1980-84	3832
6. Ronald Dupree	2000-03	3710
7. Ethan Martin	1977-81	3596
8. Ricky Blanton	1984-86;87-89	3556
9. Vernel Singleton	1988-92	3503
10. Kenny Higgs	1974-78	3467

INTRO
THIS IS LSU
TIGERS
COACHES
REVIEW
PREVIEW
<b>RECORDS</b>
HISTORY
LSU
MEDIA

## SCORING

1. Pete Maravich	1969-70	1381
2. Pete Maravich	1968-69	1148
3. Pete Maravich	1967-68	1138
4. Chris Jackson	1988-89	965
5. Chris Jackson	1989-90	889
6. Bob Pettit	1953-54	785
7. Shaquille O'Neal	1990-91	774
8. Shaquille O'Neal	1991-92	722
9. John Williams	1985-86	658
10. Ricky Blanton	1988-89	648

## SCORING AVERAGE

1. Pete Maravich	1969-70	44.5
2. Pete Maravich	1968-69	44.2
3. Pete Maravich	1967-68	43.8
4. Bob Pettit	1953-54	31.4
5. Chris Jackson	1988-89	30.2
6. Chris Jackson	1989-90	27.8
7. Shaquille O'Neal	1990-91	27.6
8. Bob Pettit	1951-52	25.5
9. Roger Sigler	1955-56	25.1
10. Bob Pettit	1952-53	24.7

## FIELD GOALS MADE

1. Pete Maravich	1969-70	522
2. Pete Maravich	1968-69	433
3. Pete Maravich	1967-68	432
4. Chris Jackson	1988-89	359
5. Shaquille O'Neal	1990-91	312
6. Chris Jackson	1989-90	305
7. Shaquille O'Neal	1991-92	294
8. Bob Pettit	1953-54	281
9. John Williams	1985-86	269
10. Ricky Blanton	1988-89	250

## 3-POINT FG MADE

1. Anthony Wilson	1986-87	95
2. Chris Jackson	1989-90	88
3. Chris Jackson	1988-89	84
4. Torris Bright	2001-02	76
5. Ronnie Henderson	1993-94	72
6. Maurice Carter	1998-99	71
7. Ronnie Henderson	1994-95	68
8. Darrel Mitchell	2003-04	67
8. Darrel Mitchell	2004-05	67
10. Antonio Hudson	2004-05	64

## FIELD GOAL PCT.

*(Min. 100 Att.)*

1. David Ramsden	1968-69	.677
2. Ralph Jukkola	1967-68	.6377
3. Shaquille O'Neal	1990-91	.6278
4. Rudy Macklin	1980-81	.6246
5. Rudy Macklin	1977-78	.6217
6. Shaquille O'Neal	1991-92	.6151
7. Stromile Swift	1999-00	.6080
8. Rudy Macklin	1979-80	.6057
9. Al Sanders	1971-72	.5958
10. Ricky Blanton	1985-86	.5911

## ASSISTS

1. Kenny Higgs	1976-77	239
2. T.J. Pugh	1990-91	196
3. Pete Maravich	1969-70	192
4. Ethan Martin	1980-81	190
5. Ethan Martin	1979-80	174
6. Kenny Higgs	1975-76	173
7. Randy Livingston	1994-95	151
8. Torris Bright	2002-03	150
8. Ethan Martin	1978-79	150
10. Torris Bright	1999-00	147
10. Ricky Blanton	1988-89	147

## FREE THROWS MADE

1. Pete Maravich	1969-70	337
2. Pete Maravich	1968-69	282
3. Pete Maravich	1967-68	274
4. Bob Pettit	1953-54	223
5. Chris Jackson	1989-90	191
6. Chris Jackson	1988-89	163
6. Kenny Higgs	1976-77	163
8. Roger Sigler	1955-56	151
9. Shaquille O'Neal	1990-91	150
10. Brandon Bass	2004-05	146

## FREE THROW PCT.

*(Min. 50 Att.)*

1. Chris Jackson	1989-90	.9095
2. Kenny Drost	1965-66	.9024
3. Eddie Palubinskas	1972-73	.8954
4. Derrick Taylor	1985-86	.8804
5. Anthony Wilson	1985-86	.8800
6. Don Redden	1984-85	.8732
7. Jordy Hultberg	1976-77	.8667
8. Harry Heroman	1965-66	.8627
9. Bob Miller	1976-77	.8621
10. Jermaine Williams	2001-02	.8537

## 3-POINT FG PCT.

*(Min. 50 Att.)*

1. Jamie Brandon	1992-93	.509
2. Justin Anderson	1991-92	.489
3. Fess Irvin	1986-87	.463
4. Mike Hanson	1992-93	.452
5. Brian Beshara	1998-99	.431
6. Darrel Mitchell	2002-03	.424
7. Landers Nolley	1994-95	.421
7. Anthony Wilson	1986-87	.421
9. Darrel Mitchell	2003-04	.419
10. Maurice Carter	1998-99	.415

## REBOUNDS

1. Al Sanders	1969-70	474
2. Bob Pettit	1953-54	432
3. Shaquille O'Neal	1991-92	421
4. Shaquille O'Neal	1990-91	411
5. Shaquille O'Neal	1989-90	385
6. Ned Clark	1954-55	380
7. Al Sanders	1970-71	369
8. Rudy Macklin	1980-81	351
9. Danny Hester	1969-70	345
10. Bob Pettit	1951-52	328

## REBOUNDING AVERAGE

1. Bob Pettit	1953-54	17.3
2. Ned Clark	1954-55	15.8
3. Al Sanders	1970-71	14.8
4. Al Sanders	1969-70	14.8
5. Shaquille O'Neal	1990-91	14.7
6. Shaquille O'Neal	1991-92	14.0
7. Bob Pettit	1952-53	13.9
8. Roger Sigler	1954-55	13.8
9. Bob Pettit	1951-52	13.1
10. Maury Drummond	1960-61	12.5

## BLOCKED SHOTS

1. Shaquille O'Neal	1991-92	157
2. Shaquille O'Neal	1990-91	140
3. Shaquille O'Neal	1989-90	115
4. Stromile Swift	1999-00	95
5. Jaime Lloreda	2002-03	61
5. Lionel Green	1978-79	61
7. Stanley Roberts	1989-90	60
8. Brandon Bass	2003-04	56
9. Brandon Bass	2004-05	48
10. Jose Vargas	1986-87	44

## STEALS

1. Darryl Joe	1986-87	93
2. Clarence Ceasar	1991-92	90
3. Derrick Taylor	1985-86	86
4. Ethan Martin	1980-81	83
5. Shawn Griggs	1990-91	81
5. Jerry Reynolds	1983-84	81
7. Darryl Joe	1987-88	80
7. Clarence Ceasar	1993-94	80
9. Jermaine Williams	2001-02	76
10. Clarence Ceasar	1992-93	74

## MINUTES PLAYED

1. Derrick Taylor	1985-86	1342
2. Anthony Wilson	1986-87	1338
3. John Williams	1985-86	1277
4. Ricky Blanton	1988-89	1231
5. Nikita Wilson	1986-87	1219
6. Howard Carter	1980-81	1209
7. Ronald Dupree	2001-02	1203
8. Chris Jackson	1989-90	1202
9. Chris Jackson	1988-89	1180
10. Torris Bright	2001-02	1161



- INTRO
- THIS IS LSU
- TIGERS
- COACHES
- REVIEW
- PREVIEW
- RECORDS
- HISTORY
- LSU
- MEDIA

## SCORING LEADERS

YEAR	PLAYER	GMS.	PTS.	AVG.
1945	Clyde Lindsey	24	377	15.7
1946	Joe Bill Adcock	21	391	18.6
1947	Frank Brian	21	340	16.2
1948	Bob Meador	25	244	9.8
1949	Bob Meador	25	306	12.2
1950	Joe Dean	25	271	10.8
1951	Joe Dean	24	362	15.1
1952	Bob Pettit	24	612	25.5
1953	Bob Pettit	21	519	24.7
1954	Bob Pettit	25	785	31.4
1955	Roger Sigler	24	360	15.0
1956	Roger Sigler	20	501	25.1
1957	Roger Sigler	25	459	18.4
1958	Dom Merle	25	308	12.3
1959	Jim Crisco	25	305	12.2
1960	Dick Davies	20	248	12.4
1961	George Nattin	25	413	16.5
1962	George Nattin	24	306	12.8
1963	Dick Maile	24	337	14.0
1964	Dick Maile	25	518	20.7
1965	Dick Maile	25	429	17.1
1966	Harry Heroman	26	458	17.6
1967	Kenny Drost	26	430	16.5
1968	Pete Maravich	26	1138	43.8
1969	Pete Maravich	26	1148	44.2
1970	Pete Maravich	31	1381	44.5
1971	Al Sanders	25	523	20.9
1972	Bill Newton	26	492	18.9
1973	Eddie Palubinskas	24	447	18.6
1974	Glenn Hansen	25	485	19.4
1975	Glenn Hansen	25	542	21.7
1976	Kenny Higgs	26	577	22.2
1977	Kenny Higgs	27	479	17.7
1978	Durand Macklin	27	513	19.0
1979	Al Green	29	512	17.7
1980	Durand Macklin	32	563	17.6
1981	Howard Carter	36	576	16.0
1982	Howard Carter	28	467	16.7
1983	Howard Carter	32	564	17.6
1984	Jerry Reynolds	29	411	14.2
1985	Nikita Wilson	29	436	15.0
1986	John Williams	37	658	17.8
1987	Anthony Wilson	38	632	16.6
1988	Ricky Blanton	30	511	17.0
1989	Chris Jackson	32	965	30.2
1990	Chris Jackson	32	889	27.8
1991	Shaquille O'Neal	28	774	27.6
1992	Shaquille O'Neal	30	722	24.1
1993	Geert Hammink	32	488	15.2
1994	Jamie Brandon	27	445	16.5
1995	Ronnie Henderson	27	630	23.3
1996	Ronnie Henderson	23	502	21.8
1997	Duane Spencer	30	452	15.1
1998	Maurice Carter	27	388	14.4
1999	Maurice Carter	27	466	17.3
2000	Stromile Swift	34	550	16.2
2001	Ronald Dupree	29	503	17.3
2002	Ronald Dupree	34	552	16.2
2003	Ronald Dupree	32	504	15.8
2004	Jaime Lloreda	22	372	16.9
2005	Brandon Bass	30	520	17.3

## 3-PT FG LEADERS

YEAR	PLAYER	NO.
1987	Anthony Wilson	95
1988	Darryl Joe	38
1989	Chris Jackson	84
1990	Chris Jackson	88
1991	Mike Hansen	58
1992	Clarence Ceasar	63
1993	Maurice Williamson	24
1994	Ronnie Henderson	72
1995	Ronnie Henderson	68
1996	Ronnie Henderson	49
1997	Terrance Simmons	21
1998	Maurice Carter	44
1999	Maurice Carter	71
2000	Torris Bright	55
2001	Collis Temple III	53
2002	Torris Bright	76
2003	Torris Bright	62
2004	Darrel Mitchell	67
2005	Darrel Mitchell	67

## REBOUNDING LEADERS

YEAR	PLAYER	GMS.	REB.	AVG.
1952	Bob Pettit	24	328	13.7
1953	Bob Pettit	25	298	11.9
1954	Bob Pettit	25	432	17.3
1955	Ned Clark	24	380	15.8
1956	Roger Sigler	20	276	13.8
1957	Troy Rushing	25	258	10.3
1958	Jim Crisco	25	225	9.0
1959	Jim Crisco	25	192	7.6
1960	Tom Conklin	23	143	6.2
1961	Tom Conklin	25	227	9.0
1962	Maury Drummond	24	301	12.5
1963	Dick Maile	24	263	10.9
1964	Dick Maile	25	263	10.5
1965	Dick Maile	25	246	9.8
	Bill Wilson	26	246	9.4
1966	Harry Heroman	26	202	7.7
1967	Ralph Jukkola	26	187	7.2
1968	Ralph Jukkola	26	226	8.6
1969	Dave Ramsden	26	281	10.8
1970	Al Sanders	32	474	14.8
1971	Al Sanders	25	369	14.7
1972	Al Sanders	26	325	12.5
1973	Collis Temple	24	160	6.9
1974	Collis Temple	26	273	10.5
1975	Glenn Hansen	26	250	10.0
1976	Ed LeBlanc	26	271	10.4
1977	Durand Macklin	26	306	11.8
1978	Durand Macklin	27	286	10.6
1979	Lionel Green	29	321	11.1
1980	Durand Macklin	32	309	9.7
1981	Durand Macklin	36	351	9.8
1982	Leonard Mitchell	27	206	7.6
1983	Leonard Mitchell	31	282	9.1
1984	Jerry Reynolds	29	239	8.2
1985	Nikita Wilson	29	201	6.9
1986	John Williams	37	313	8.5
1987	Oliver Brown	38	278	7.3
1988	Ricky Blanton	30	265	8.8
1989	Ricky Blanton	32	261	8.2
1990	Shaquille O'Neal	32	285	12.0
1991	Shaquille O'Neal	28	411	14.7
1992	Shaquille O'Neal	30	421	14.0
1993	Geert Hammink	32	325	10.2
1994	Clarence Ceasar	27	169	6.3
1995	Clarence Ceasar	22	153	7.0
1996	Roman Rubchenko	29	201	6.9
1997	Duane Spencer	30	230	7.7
1998	Cedric Carter	27	164	6.1
1999	Jabari Smith	27	262	9.7
2000	Stromile Swift	34	279	8.2
2001	Ronald Dupree	29	256	8.8
2002	Ronald Dupree	34	290	8.5
2003	Jaime Lloreda	30	269	9.0
2004	Jaime Lloreda	22	256	11.6
2005	Brandon Bass	30	272	9.1

## ASSISTING LEADERS

YEAR	PLAYER	GMS.	ASST.	AVG.
1968	Pete Maravich	26	105	4.0
1969	Pete Maravich	26	128	4.9
1970	Pete Maravich	31	192	6.1
1971	Tommy Hess	26	130	5.0
1972	Tommy Hess	24	121	5.0
1973	Eddie Palubinskas	24	99	4.1
1974	Eddie Palubinskas	24	97	3.7
1975	Mike Darnall	20	133	6.6
1976	Kenny Higgs	26	173	6.6
1977	Kenny Higgs	27	239	8.8
1978	Ethan Martin	26	118	4.5
1979	Ethan Martin	29	156	5.3
1980	Ethan Martin	32	174	5.4
1981	Ethan Martin	34	190	5.5
1982	Derrick Taylor	28	90	3.2
1983	Johnny Jones	31	124	4.0
1984	John Tudor	29	104	3.5
1985	Jerry Reynolds	29	105	3.6
1986	Derrick Taylor	38	146	3.8
1987	Bernard Woodside	39	115	2.9
1988	Bernard Woodside	30	136	4.5
1989	Ricky Blanton	32	147	4.6
1990	Maurice Williamson	32	118	3.8
1991	T.J. Pugh	30	196	6.5
1992	Jamie Brandon	29	103	3.6


1993	Andre Owens	33	90	2.7
1994	Andre Owens	24	96	4.0
1995	Randy Livingston	16	151	9.4
1996	Gene Nabors	29	95	3.3
1997	Gene Nabors	30	72	2.4
1998	DeJuan Collins	23	79	3.4
1999	Jamaal Wolfe	24	60	2.5
2000	Torris Bright	34	147	4.3
2001	Torris Bright	29	118	4.1
2002	Torris Bright	34	129	3.8
2003	Torris Bright	32	150	4.7
2004	Xavier Whipple	29	88	3.0
2005	Tack Minor	30	137	4.6

## BLOCK LEADERS

YEAR	PLAYERS	GMS	BLKS.	AVG.
1979	Lionel Green	29	61	2.1
1980	Durand Macklin	32	19	0.6
1981	Leonard Mitchell	36	20	0.6
1982	Leonard Mitchell	27	11	0.4
1983	Leonard Mitchell	31	31	1.0
1984	Leonard Mitchell	24	20	0.8
1985	Nikita Wilson	29	25	0.9
1986	John Williams	37	22	0.6
1987	Jose Vargas	38	44	1.2
1988	Jose Vargas	30	31	1.0
1989	Wayne Sims	32	41	1.3
1990	Shaquille O'Neal	32	115	3.6
1991	Shaquille O'Neal	28	140	5.0
1992	Shaquille O'Neal	30	157	5.2
1993	Geert Hammink	32	30	0.9
1994	Glover Jackson	23	15	0.7
1995	Misha Mutavdzic	26	24	0.9
1996	Roman Rubchenko	29	18	0.6
1997	Bob Hall	23	23	1.0
1998	Cedric Carter	27	16	0.6
1999	Stromile Swift	16	35	2.2
2000	Stromile Swift	34	95	2.8
2001	Ronald Dupree	29	17	0.6
2002	Ronald Dupree	34	22	0.6
2003	Jaime Lloreda	30	61	2.0
2004	Brandon Bass	29	56	1.9
2005	Brandon Bass	30	48	1.6

## STEAL LEADERS

YEAR	PLAYER	GMS	STLS.	AVG.
1979	Ethan Martin	29	64	2.2
1980	Ethan Martin	32	73	2.2
1981	Ethan Martin	34	83	2.4
1982	Derrick Taylor	28	51	1.8
1983	Jerry Reynolds	32	65	2.0
1984	Jerry Reynolds	29	81	2.8
1985	Jerry Reynolds	29	48	1.6
1986	Derrick Taylor	38	84	2.2
1987	Darryl Joe	37	93	2.5
1988	Darryl Joe	30	80	2.7
1989	Chris Jackson	32	57	1.7
1990	Maurice Williamson	31	55	1.8
1991	Shawn Griggs	29	81	2.8
1992	Clarence Ceasar	31	90	2.9
1993	Clarence Ceasar	32	74	2.3
1994	Clarence Ceasar	27	80	3.0
1995	Clarence Ceasar	22	66	3.0
1996	Ronnie Henderson	23	40	1.7
1997	Gene Nabors	30	39	1.3
1998	DeJuan Collins	23	34	1.5
1999	Jabari Smith	27	32	1.2
2000	Stromile Swift	34	70	2.1
2001	Torris Bright	29	57	2.0
2002	Jermaine Williams	34	76	2.2
2003	Torris Bright	32	59	1.8
2004	Darrel Mitchell	29	50	1.7
2005	Darrel Mitchell	30	54	1.8



**Brandon Bass**

### FIELD GOALS MADE

YEAR	PLAYERS	FG.
1952	Bob Pettit	247
1953	Bob Pettit	193
1954	Bob Pettit	281
1955	Roger Sigler	125
1956	Roger Sigler	175
1957	Roger Sigler	174
1958	Dom Merle	129
1959	Jim Crisco	118
1960	Dick Davies	91
1961	George Nattin	165
1962	George Nattin	122
1963	George Nattin	125
1964	Dick Maile	214
1965	Dick Maile	168
1966	Harry Heroman	166
1967	Kenny Drost	168
1968	Pete Maravich	432
1969	Pete Maravich	433
1970	Pete Maravich	522
1971	Al Sanders	209
1972	Bill Newton	210
1973	Ed Palubinkas	155
1974	Glenn Hansen	202
1975	Glenn Hansen	225
1976	Kenny Higgs	216
1977	Durand Macklin	161
1978	Durand Macklin	217
1979	DeWayne Scales	227
1980	Durand Macklin	232
1981	Howard Carter	233

1982	Howard Carter	199
1983	Howard Carter	234
1984	Jerry Reynolds	162
1985	Nikita Wilson	183
1986	John Williams	269
1987	Anthony Wilson	233
1988	Ricky Blanton	196
1989	Chris Jackson	359
1990	Chris Jackson	305
1991	Shaquille O'Neal	312
1992	Shaquille O'Neal	294
1993	Geert Hammink	190
1994	Clarence Ceasar	152
1995	Ronnie Henderson	219
1996	Ronnie Henderson	183
1997	Duane Spencer	157
1998	Maurice Carter	131
1999	Maurice Carter	159
2000	Stromile Swift	202
2001	Ronald Dupree	183
2002	Ronald Dupree	220
2003	Ronald Dupree	199
2004	Jaime Lloreda	140
2005	Brandon Bass	181

### FREE THROWS MADE

YEAR	PLAYERS	FT.
1952	Bob Pettit	118
1953	Bob Pettit	133
1954	Bob Pettit	223
1955	Roger Sigler	110
1956	Roger Sigler	151

1957	Roger Sigler	111
1958	Jim Crisco	120
1959	Carey Guglielmo	74
1960	Dick Davies	66
	Joe Clune	66
1961	Ellis Cooper	98
1962	George Nattin	62
1963	Ellis Cooper	93
1964	Sam Chase	122
1965	Harry Heroman	138
1966	Harry Heroman	132
1967	Kenny Drost	94
1968	Pete Maravich	274
1969	Pete Maravich	282
1970	Pete Maravich	337
1971	Al Sanders	105
1972	Al Sanders	135
1973	Ed Palubinkas	155
1974	Ed Palubinkas	121
1975	Kenny Higgs	102
1976	Kenny Higgs	145
1977	Kenny Higgs	163
1978	Kenny Higgs	112
1979	Al Green	136
1980	Ethan Martin	108
1981	Ethan Martin	129
1982	Derrick Taylor	113
1983	Howard Carter	96
1984	Derrick Taylor	104
1985	Nikita Wilson	70
1986	John Williams	120
1987	Nikita Wilson	105
1988	Ricky Blanton	113
1989	Chris Jackson	163
1990	Chris Jackson	191
1991	Shaquille O'Neal	150
1992	Shaquille O'Neal	134
1993	Geert Hammink	108
1994	Jamie Brandon	117
1995	Ronnie Henderson	124
1996	Ronnie Henderson	87
1997	Duane Spencer	116
1998	Willie Anderson	84
1999	Jabari Smith	100
2000	Stromile Swift	127
2001	Ronald Dupree	116
2002	Ronald Dupree	81
2003	Ronald Dupree	93
2004	Brandon Bass	123
2005	Brandon Bass	146

### MINUTES PLAYED

YEAR	PLAYERS	MIN.
1984	John Tudor	919
1985	John Williams	935
1986	Derrick Taylor	1342
1987	Anthony Wilson	1338
1988	Ricky Blanton	1122
1989	Ricky Blanton	1231
1990	Chris Jackson	1202
1991	T.J. Pugh	945
1992	Vernel Singleton	998
1993	Geert Hammink	970
1994	Jamie Brandon	873
1995	Ronnie Henderson	977
1996	Roman Rubchenko	740
1997	Duane Spencer	992
1998	Willie Anderson	903
1999	Maurice Carter	950
2000	Torris Bright	1137
2001	Ronald Dupree	1012
2002	Ronald Dupree	1202
2003	Ronald Dupree	1063
2004	Brandon Bass	1013
2005	Antonio Hudson	1086

INTRO
THIS IS LSU
TIGERS
COACHES
REVIEW
PREVIEW
<b>RECORDS</b>
HISTORY
LSU
MEDIA

# Individual Single-Game Records

- INTRO
- THIS IS LSU
- TIGERS
- COACHES
- REVIEW
- PREVIEW
- RECORDS**
- HISTORY
- LSU
- MEDIA

## SCORING

1.	Pete Maravich vs. Alabama	Feb. 7, 1970	69
2.	Pete Maravich vs. Tulane	Feb. 10, 1969	66
3.	Pete Maravich vs. Kentucky	Feb. 21, 1970	64
4.	Pete Maravich vs. Vanderbilt	Dec. 11, 1969	61
5.	Bob Pettit vs. Louisiana College	Dec. 7, 1953	60
6.	Pete Maravich vs. Alabama	Feb. 17, 1968	59
7.	Pete Maravich vs. Georgia	March 8, 1969	58
7.	Pete Maravich vs. Mississippi State	Dec. 22, 1967	58
9.	Bob Pettit vs. Georgia	Jan. 9, 1954	57
10.	(tie) Pete Maravich (6 times), Chris Jackson (1)		55

## FIELD GOALS MADE

1.	Pete Maravich vs. Alabama	Feb. 7, 1970	26
1.	Pete Maravich vs. Vanderbilt	Dec. 11, 1969	26
3.	Pete Maravich vs. Tulane	Feb. 10, 1969	25
4.	Pete Maravich vs. Alabama	Feb. 17, 1968	24
5.	Pete Maravich vs. Kentucky	Feb. 21, 1970	23
	Bob Pettit vs. Georgia	Jan. 9, 1954	23

## FIELD GOALS ATTEMPTED

1.	Pete Maravich vs. Alabama	Feb. 7, 1970	57
1.	Pete Maravich vs. Vanderbilt	Jan. 29, 1969	57
3.	Pete Maravich vs. Vanderbilt	Dec. 11, 1969	54
4.	Pete Maravich vs. Kentucky	Feb. 22, 1969	53
5.	Pete Maravich vs. Alabama	Feb. 17, 1968	52

## FIELD GOAL PERCENTAGE

(Minimum 10 Attempts)

1.	Durand Macklin vs. Mississippi State (12-12)	Jan. 5, 1980	1.000
1.	Stanley Roberts vs. Loyola Marymount (10-10)	Feb. 3, 1990	1.000
1.	Bill Wilson vs. Georgia (10-10)	Jan. 4, 1964	1.000
4.	Brandon Bass vs. Louisiana-Lafayette (11-12)	Nov. 21, 2004	.917
5.	Nikita Wilson vs. Montana State (11-12)	Nov. 22, 1985	.916
5.	Durand Macklin vs. Ole Miss (11-12)	Jan. 28, 1977	.916
5.	Ray Lewis vs. Alabama (11-12)	Feb. 20, 1962	.916

## 3-POINT FIELD GOALS MADE

1.	Chris Jackson vs. Tennessee	Feb. 10, 1990	10
2.	Chris Jackson vs. Ole Miss	March 4, 1989	9
3.	Maurice Carter vs. Arkansas	Jan. 2, 1999	8
3.	Ronnie Henderson vs. Kentucky	Feb. 15, 1994	8
4.	Maurice Carter vs. Texas	Dec. 19, 1998	7
4.	Ronnie Henderson vs. Maryland-Baltimore County	Dec. 30, 1994	7
4.	Mike Hansen vs. Tennessee	Jan. 22, 1991	7
4.	Chris Jackson vs. Vanderbilt	Feb. 18, 1990	7
4.	Chris Jackson vs. Kentucky	Feb. 15, 1990	7
4.	Chris Jackson vs. Mississippi State	Jan. 4, 1990	7

## 3-POINT FIELD GOAL ATTEMPTS

1.	Chris Jackson vs. Tennessee	Feb. 10, 1990	20
1.	Chris Jackson vs. Ole Miss	March 4, 1989	20
3.	Chris Jackson vs. Kentucky	Feb. 15, 1990	17
4.	Maurice Carter vs. Arkansas	Jan. 2, 1999	15
4.	Ronnie Henderson vs. Alabama	Feb. 11, 1995	15
6.	Gene Nabors vs. Auburn	Jan. 21, 1996	14
6.	Ronnie Henderson vs. UCLA	Dec. 18, 1993	14

## 3-POINT FIELD GOAL PERCENTAGE

(Minimum 5 Attempts)

1.	Collis Temple III vs. Nicholls State (5-5)	Dec. 22, 2000	1.000
1.	Torris Bright vs. Arizona (5-5)	Dec. 20, 2000	1.000
1.	Darrel Mitchell vs. Auburn (5-5)	Feb. 26, 2003	1.000
1.	Antonio Hudson vs. Louisiana-Lafayette (6-6)	Nov. 21, 2004	1.000
5.	Collis Temple III vs. Vanderbilt (6-7)	March 10, 2000	.857
6.	Torris Bright vs. Centenary (5-6)	Dec. 21, 1999	.833
6.	Ronnie Henderson vs. Texas (5-6)	Nov. 26, 1994	.833
6.	Anthony Wilson vs. Georgia (5-6)	March 7, 1987	.833
9.	Antonio Hudson vs. Tennessee (4-5)	Feb. 4, 2004	.800
9.	Torris Bright vs. Nicholls State (5-6)	Dec. 30, 2000	.800
9.	Antonio Hudson vs. New Orleans (5-6)	Dec. 20, 2000	.800
9.	Clarence Ceasar vs. Auburn (4-5)	Jan. 8, 1994	.800
9.	Clarence Ceasar vs. Mississippi State (4-5)	March 7, 1992	.800
9.	Justin Anderson vs. Auburn (4-5)	Feb. 22, 1992	.800
9.	T. J. Pugh vs. Florida (4-5)	Feb. 27, 1991	.800
9.	Chris Jackson vs. Ole Miss (4-5)	Feb. 1, 1989	.800
9.	Ricky Blanton vs. Nebraska (4-5)	Dec. 30, 1988	.800
9.	Anthony Wilson vs. Tennessee (4-5)	Jan. 8, 1987	.800
9.	Anthony Wilson vs. Florida (4-5)	Dec. 16, 1986	.800

## FREE THROWS MADE

1.	Pete Maravich vs. Oregon State	Dec. 22, 1969	30
2.	Pete Maravich vs. Florida	Feb. 12, 1969	22
3.	Kenny Higgs vs. Mississippi State	Jan. 2, 1978	18
4.	Shaquille O'Neal vs. Arkansas State	Dec. 18, 1990	17
5.	Chris Jackson vs. Florida	Dec. 10, 1988	16
5.	Eddie Palubinskas vs. Mississippi State	March 1, 1973	16
5.	Bob Pettit vs. Louisiana College	Dec. 1, 1954	16

## FREE THROW ATTEMPTS

1.	Pete Maravich vs. Oregon State	Dec. 22, 1969	31
2.	Pete Maravich vs. Florida	Feb. 12, 1969	27
3.	Shaquille O'Neal vs. Arkansas State	Dec. 18, 1990	21
4.	Kenny Higgs vs. Mississippi State	Jan. 2, 1978	20
5.	Jerry Reynolds vs. Tennessee	Feb. 6, 1984	18

## FREE THROW PERCENTAGE

(Minimum 15 Attempts)

1.	Eddie Palubinskas vs. Mississippi State (16-16)	March 1, 1973	1.000
2.	Pete Maravich vs. Oregon State (30-31)	Dec. 22, 1969	.968
3.	Chris Jackson vs. Florida (16-17)	Dec. 10, 1988	.941
4.	Anthony Wilson vs. Georgia (14-15)	March 7, 1987	.933
5.	Brandon Bass vs. Northwestern State (10-11)	Dec. 11, 2004	.909
6.	Chris Jackson vs. Tennessee (13-15)	Feb. 10, 1989	.866
6.	Ricky Blanton vs. Ole Miss (13-15)	Feb. 10, 1988	.866

## REBOUNDS

1.	Durand Macklin vs. Tulane	Nov. 26, 1976	32
2.	Al Sanders vs. Mississippi State	Feb. 7, 1972	26
2.	Al Sanders vs. Mississippi State	Feb. 1, 1971	26
4.	Danny Hester vs. Ole Miss	Jan. 31, 1970	25
4.	Al Sanders vs. Florida	Dec. 18, 1970	25
4.	Bob Pettit vs. Holy Cross	Dec. 29, 1953	25

## ASSISTS

1.	Kenny Higgs vs. Georgia	Jan. 17, 1977	19
2.	Randy Livingston vs. George Mason	Dec. 3, 1994	18
2.	Kenny Higgs vs. Tennessee	Jan. 15, 1977	18
4.	Kenny Higgs vs. Mississippi State	Feb. 16, 1976	17
5.	Ethan Martin vs. Tulane	Dec. 6, 1980	16
5.	Kenny Higgs vs. Vanderbilt	Feb. 28, 1976	16

## BLOCKED SHOTS

1.	Shaquille O'Neal vs. Loyola Marymount	Feb. 3, 1990	12
2.	Stromlie Swift vs. Alabama	Feb. 10, 1999	11
2.	Shaquille O'Neal vs. BYU	March 19, 1992	11
2.	Shaquille O'Neal vs. Auburn	Feb. 22, 1992	11
2.	Shaquille O'Neal vs. South Carolina	Feb. 18, 1992	11
6.	Shaquille O'Neal vs. Florida	Jan. 26, 1991	10
6.	Shaquille O'Neal vs. Texas	Jan. 3, 1990	10

## STEALS

1.	Shawn Griggs vs. Tennessee	Feb. 23, 1991	10
2.	Clarence Ceasar vs. Auburn	Jan. 8, 1994	8
2.	Shawn Griggs vs. Loyola Marymount	Dec. 20, 1990	8
2.	Shawn Griggs vs. Arizona	Dec. 8, 1990	8
2.	Derrick Taylor vs. Hawaii-Loa	Dec. 2, 1985	8



Darrel Mitchell

- INTRO
- THIS IS LSU
- TIGERS
- COACHES
- REVIEW
- PREVIEW
- RECORDS**
- HISTORY
- LSU
- MEDIA

**1. Pete Maravich 3,667 • 1967-70**

YEAR	G	FGM	FTM	TP	AVG.
67-68	26	432	274	1138	43.8
68-69	26	433	282	1148	44.2
69-70	31	522	337	1381	44.5
<b>Totals</b>	<b>83</b>	<b>1387</b>	<b>893</b>	<b>3667</b>	<b>44.2</b>



**5. Bob Pettit 1,916 • 1951-54**

YEAR	G	FGM	FTM	TP	AVG.
51-52	24	247	118	612	25.5
52-53	21	193	133	519	24.7
53-54	25	281	223	785	31.4
<b>Totals</b>	<b>70</b>	<b>721</b>	<b>474</b>	<b>1916</b>	<b>27.4</b>



**2. Durand Macklin 2,080 • 1976-81**

YEAR	G	FGM	FTM	TP	AVG.
76-77	26	161	63	385	14.8
77-78	27	217	79	513	19.0
78-79*	2	19	8	46	23.0
79-80	32	232	99	563	17.6
80-81	36	223	127	573	15.9
<b>Totals</b>	<b>123</b>	<b>852</b>	<b>376</b>	<b>2080</b>	<b>16.9</b>

\*Redshirted after knee injury




**6. Kenny Higgs 1,896 • 1974-78**

YEAR	G	FGM	FTM	TP	AVG.
74-75	26	184	102	470	18.1
75-76	26	216	145	577	22.2
76-77	27	158	163	479	17.7
77-78	27	129	112	370	13.7
<b>Totals</b>	<b>106</b>	<b>687</b>	<b>522</b>	<b>1896</b>	<b>17.9</b>



**3. Howard Carter 1,942 • 1979-83**

YEAR	G	FGM	FTM	TP	AVG.
79-80	32	140	55	335	10.5
80-81	36	233	110	576	16.0
81-82	28	199	69	467	16.7
82-83	32	234	96	564	17.6
<b>Totals</b>	<b>128</b>	<b>806</b>	<b>330</b>	<b>1942</b>	<b>15.2</b>




**7. Chris Jackson 1,854 • 1988-90**

YEAR	G	FGM	3FGM	FTM	TP	AVG.
88-89	32	359	84	163	965	30.2
89-90	32	305	88	191	889	27.8
<b>Totals</b>	<b>64</b>	<b>664</b>	<b>172</b>	<b>354</b>	<b>1854</b>	<b>29.0</b>



**4. Shaquille O'Neal 1,941 • 1989-92**

YEAR	G	FGM	FTM	TP	AVG.
89-90	32	180	85	445	13.9
90-91	28	312	150	774	27.6
91-92	30	294	134	722	24.1
<b>Totals</b>	<b>90</b>	<b>786</b>	<b>369</b>	<b>1941</b>	<b>21.6</b>



**8. Ronald Dupree 1,726 • 1999-03**

YEAR	G	FGM	3FGM	FTM	TP	AVG.
99-00	34	63	2	39	167	4.9
00-01	29	183	21	116	503	17.3
01-02	34	220	31	81	552	16.2
02-03	32	199	13	93	504	15.8
<b>Totals</b>	<b>129</b>	<b>65</b>	<b>67</b>	<b>329</b>	<b>1726</b>	<b>13.4</b>



Howard Carter




Kenny Higgs

- INTRO
- THIS IS LSU
- TIGERS
- COACHES
- REVIEW
- PREVIEW
- RECORDS**
- HISTORY
- LSU
- MEDIA

## 9. Derrick Taylor 1,590 • 1981-82, 1983-86

YEAR	G	FGM	FTM	TP	AVG.
81-82	28	151	113	415	14.8
83-84	29	142	104	388	13.4
84-85	29	108	48	264	9.1
85-86	38	221	81	523	13.8
<b>Totals</b>	<b>124</b>	<b>622</b>	<b>346</b>	<b>1590</b>	<b>12.8</b>




## 10. Ronnie Henderson 1,561 • 1993-96

YEAR	G	FGM	3FGM	FTM	TP	AVG.
93-94	27	144	72	69	429	15.9
94-95	27	219	68	124	630	23.3
95-96	23	183	49	87	502	21.8
<b>Totals</b>	<b>77</b>	<b>546</b>	<b>189</b>	<b>280</b>	<b>1561</b>	<b>20.3</b>




## 11. Vernel Singleton 1,513 • 1988-92

YEAR	G	FGM	3FGM	FTM	TP	AVG.
88-89	32	121	0	103	345	10.8
89-90	32	98	0	73	269	8.4
90-91	30	159	0	137	455	15.2
91-92	31	162	1	119	444	14.3
<b>Totals</b>	<b>125</b>	<b>540</b>	<b>1</b>	<b>432</b>	<b>1513</b>	<b>12.1</b>




## 12. Leonard Mitchell 1,508 • 1980-84

YEAR	G	FGM	FTM	TP	AVG.
80-81	36	170	50	390	10.8
81-82	27	160	57	377	14.0
82-83	31	186	83	455	14.7
83-84	24	114	58	286	11.9
<b>Totals</b>	<b>118</b>	<b>630</b>	<b>248</b>	<b>1508</b>	<b>12.8</b>



## 13. Ricky Blanton 1,501 • 1984-86, 1987-89

YEAR	G	FGM	3FGM	FTM	TP	AVG.
84-85	29	41		20	102	3.5
85-86	38	94		52	240	6.3
87-88	30	196	6	113	511	17.0
88-89	32	250	40	108	648	20.3
<b>Totals</b>	<b>129</b>	<b>581</b>	<b>46</b>	<b>293</b>	<b>1501</b>	<b>11.6</b>




## 14. Torris Bright 1,463 • 1999-03

YEAR	G	FGM	3FGM	FTM	TP	AVG.
99-00	34	112	55	60	339	10.0
00-01	29	104	44	62	314	10.8
01-02	34	150	76	78	454	13.4
02-03	32	119	62	56	356	11.1
<b>Totals</b>	<b>129</b>	<b>485</b>	<b>237</b>	<b>256</b>	<b>1463</b>	<b>11.3</b>



## 15. Nikita Wilson 1,384 • 1983-87

YEAR	G	FGM	FTM	TP	AVG.
83-84	28	70	27	167	6.0
84-85	29	183	70	436	15.0
85-86	18	90	56	236	13.1
86-87	35	220	105	545	15.6
<b>Totals</b>	<b>110</b>	<b>563</b>	<b>258</b>	<b>1384</b>	<b>12.6</b>



## 16. Al Sanders 1,383 • 1969-72

YEAR	G	FGM	FTM	TP	AVG.
69-70	32	145	93	383	12.0
70-71	25	209	105	523	20.9
71-72	26	171	135	477	18.3
<b>Totals</b>	<b>83</b>	<b>525</b>	<b>333</b>	<b>1383</b>	<b>16.7</b>



Ricky Blanton



Clarence Ceasar

- INTRO
- THIS IS LSU
- TIGERS
- COACHES
- REVIEW
- PREVIEW
- RECORDS**
- HISTORY
- LSU
- MEDIA

**17. Dewayne Scales** 1,357 • 1977-80

YEAR	G	FGM	FTM	TP	AVG.
77-78	26	153	27	333	12.8
78-79	26	227	50	503	19.4
79-80	32	230	61	521	16.3
<b>Totals</b>	<b>84</b>	<b>610</b>	<b>138</b>	<b>1357</b>	<b>16.2</b>



**21. Maurice Carter** 1,299 • 1995-99

YEAR	G	FGM	3FGM	FTM	TP	AVG.
95-96	26	62	27	21	172	6.6
96-97	28	103	15	52	273	9.8
97-98	27	131	44	82	388	14.4
98-99	27	159	71	79	468	17.3
<b>Totals</b>	<b>108</b>	<b>455</b>	<b>157</b>	<b>232</b>	<b>1299</b>	<b>12.0</b>



**18. Clarence Ceasar** 1,343 • 1991-95

YEAR	G	FGM	3FGM	FTM	TP	AVG.
91-92	31	130	63	32	355	11.5
92-93	32	126	38	25	315	9.8
93-94	27	152	47	44	395	14.6
94-95	22	111	27	29	278	12.6
<b>Totals</b>	<b>112</b>	<b>519</b>	<b>175</b>	<b>130</b>	<b>1343</b>	<b>12.0</b>




**22. Dick Maile** 1,284 • 1962-65

YEAR	G	FGM	FTM	TP	AVG.
62-63	24	125	87	337	14.0
63-64	25	214	90	518	20.7
64-65	25	168	93	429	17.1
<b>Totals</b>	<b>74</b>	<b>507</b>	<b>270</b>	<b>1284</b>	<b>17.4</b>



**19. Bill Newton** 1,339 • 1969-72

YEAR	G	FGM	FTM	TP	AVG.
69-70	32	143	71	357	11.2
70-71	26	205	80	490	18.8
71-72	26	210	72	492	18.9
<b>Totals</b>	<b>84</b>	<b>558</b>	<b>223</b>	<b>1339</b>	<b>15.9</b>



**23. Ethan Martin** 1,276 • 1977-81

YEAR	G	FGM	FTM	TP	AVG.
77-78	26	79	66	224	8.6
78-79	29	97	87	281	9.7
79-80	32	136	108	380	11.9
80-81	34	131	129	391	11.5
<b>Totals</b>	<b>123</b>	<b>443</b>	<b>390</b>	<b>1276</b>	<b>10.4</b>



**20. Roger Sigler** 1,318 • 1954-57

YEAR	G	FGM	FTM	TP	AVG.
54-55	24	124	110	358	15.0
55-56	20	175	151	501	25.1
56-57	25	174	111	459	18.4
<b>Totals</b>	<b>69</b>	<b>473</b>	<b>372</b>	<b>1318</b>	<b>19.1</b>



**24. Antonio Hudson** 1,269 • 2001-05

Year	G	FGM	3FG	FTM	TP	AVG.
01-02	34	124	43	60	351	10.3
02-03	32	86	27	40	239	7.5
03-04	28	95	40	56	286	10.2
04-05	30	138	64	53	393	13.1
<b>Totals</b>	<b>124</b>	<b>443</b>	<b>174</b>	<b>209</b>	<b>1269</b>	<b>10.2</b>



Bill Newton



Al Sanders

- INTRO
- THIS IS LSU
- TIGERS
- COACHES
- REVIEW
- PREVIEW
- RECORDS**
- HISTORY
- LSU
- MEDIA

## 25. Collis Temple III 1,173 • 1999-03

YEAR	G	FGM	3FGM	FTM	TP	AVG.
99-00	33	37	22	35	131	4.0
00-01	29	137	53	88	415	14.3
01-02	21	92	39	58	281	13.4
02-03	32	117	57	55	346	10.8
<b>Totals</b>	<b>115</b>	<b>383</b>	<b>171</b>	<b>236</b>	<b>1173</b>	<b>10.2</b>



## 26. Don Redden 1,119 • 1982-86

YEAR	G	FGM	FTM	TP	AVG.
82-83	8	19	19	57	7.1
83-84	28	97	93	287	10.3
84-85	29	110	62	282	9.7
85-86	38	197	99	493	13.0
<b>Totals</b>	<b>103</b>	<b>423</b>	<b>273</b>	<b>1119</b>	<b>10.9</b>



## 27. Wayne Sims 1,107 • 1987-91

YEAR	G	FGM	3FGM	FTM	TP	AVG.
87-88	30	122	0	45	289	9.6
88-89	32	183	1	57	424	13.3
89-90	32	108	2	31	249	7.8
90-91	23	59	4	23	145	6.3
<b>Totals</b>	<b>117</b>	<b>472</b>	<b>7</b>	<b>156</b>	<b>1107</b>	<b>9.5</b>




## 28. Bob Meador 1,099 • 1947-51

YEAR	G	FGM	FTM	TP	AVG.
47-48	25	84	56	244	9.8
48-49	25	124	58	306	12.2
49-50	22	106	39	251	11.4
50-51	24	128	92	298	12.4
<b>Totals</b>	<b>96</b>	<b>452</b>	<b>245</b>	<b>1099</b>	<b>11.4</b>



## 29. Anthony Wilson 1,089 • 1983-87

YEAR	G	FGM	3FGM	FTM	TP	AVG.
83-84	24	29		5	63	2.6
84-85	19	11		6	28	1.5
85-86	38	161		44	366	9.6
86-87	38	233	95	71	632	16.6
<b>Totals</b>	<b>119</b>	<b>434</b>	<b>95</b>	<b>126</b>	<b>1089</b>	<b>9.2</b>




## 30. Joe Dean 1,072 • 1949-52

YEAR	G	FGM	FTM	TP	AVG.
49-50	25	106	59	271	10.8
50-51	24	154	54	362	15.1
51-52	24	170	99	439	18.3
<b>Totals</b>	<b>73</b>	<b>430</b>	<b>212</b>	<b>1072</b>	<b>14.7</b>



## 31. Jerry Reynolds 1,069 • 1982-85

YEAR	G	FGM	FTM	TP	AVG.
82-83	32	126	88	340	10.6
83-84	29	162	85	409	14.2
84-85	29	128	64	320	11.0
<b>Totals</b>	<b>90</b>	<b>416</b>	<b>237</b>	<b>1069</b>	<b>11.9</b>




## 32. Jordy Hultberg 1,067 • 1976-80

YEAR	G	FGM	FTM	TP	AVG.
76-77	27	147	52	346	12.8
77-78	27	115	32	262	9.7
78-79	29	119	41	279	9.6
79-80	31	77	26	180	5.8
<b>Totals</b>	<b>114</b>	<b>458</b>	<b>151</b>	<b>1067</b>	<b>9.3</b>



## 33. John Williams 1,046 • 1984-86

YEAR	G	FGM	FTM	TP	AVG.
84-85	29	163	62	388	13.4
85-86	37	269	120	658	17.8
<b>Totals</b>	<b>66</b>	<b>432</b>	<b>182</b>	<b>1046</b>	<b>15.8</b>



## 34. Glenn Hansen 1,027 • 1973-75

YEAR	G	FGM	FTM	TP	AVG.
73-74	25	202	82	485	19.4
74-75	25	225	92	542	21.7
<b>Totals</b>	<b>50</b>	<b>427</b>	<b>173</b>	<b>1027</b>	<b>20.5</b>



**1. Durand Macklin** **1,276 • 1976-81**

YEAR	G	REBOUNDS	AVG.
76-77	26	306	11.8
77-78	27	286	10.6
78-79*	2	24	12.0
79-80	32	309	9.7
80-81	36	351	9.8
<b>Totals</b>	<b>123</b>	<b>1276</b>	<b>10.4</b>

\*Redshirted after knee injury

**2. Shaquille O'Neal** **1,217 • 1989-92**

YEAR	G	REBOUNDS	AVG.
89-90	32	385	12.0
90-91	28	411	14.7
91-92	30	421	14.0
<b>Totals</b>	<b>90</b>	<b>1217</b>	<b>13.5</b>

**3. Al Sanders** **1,168 • 1969-72**

YEAR	G	REBOUNDS	AVG.
69-70	32	474	13.1
70-71	25	369	14.7
71-72	26	325	13.7
<b>Totals</b>	<b>83</b>	<b>1168</b>	<b>14.1</b>

**4. Bob Pettit** **1,039 • 1951-54**

YEAR	G	REBOUNDS	AVG.
51-52	24	315	13.1
52-53	21	292	13.9
53-54	25	432	17.3
<b>Totals</b>	<b>70</b>	<b>1039</b>	<b>14.8</b>

**5. Leonard Mitchell** **922 • 1980-84**

YEAR	G	REBOUNDS	AVG.
80-81	36	258	7.2
81-82	27	206	7.6
82-83	31	282	9.1
83-84	24	176	7.3
<b>Totals</b>	<b>118</b>	<b>922</b>	<b>7.8</b>

**6. Ronald Dupree** **907 • 1999-03**

YEAR	G	REBOUNDS	AVG.
99-00	34	112	3.3
00-01	29	256	8.8
01-02	34	290	8.5
02-03	32	249	7.8
<b>Totals</b>	<b>129</b>	<b>907</b>	<b>7.0</b>

**7. Ned Clark** **870 • 1952-55**

YEAR	G	REBOUNDS	AVG.
52-53	25	272	10.9
53-54	25	218	8.7
54-55	24	380	15.8
<b>Totals</b>	<b>74</b>	<b>870</b>	<b>11.8</b>

\*Rebound stats from 1951-52 season not available

**8. Lionel Green** **809 • 1975-79**

YEAR	G	REBOUNDS	AVG.
75-76	24	151	6.3
76-77	27	146	5.4
77-78	27	191	7.1
78-79	29	321	11.1
<b>Totals</b>	<b>107</b>	<b>809</b>	<b>7.6</b>

**9. Bill Newton** **802 • 1969-72**

YEAR	G	REBOUNDS	AVG.
69-70	32	309	9.7
70-71	26	314	12.1
71-72	26	179	6.9
<b>Totals</b>	<b>84</b>	<b>802</b>	<b>9.5</b>

**10. Vernel Singleton** **784 • 1988-92**

YEAR	G	REBOUNDS	AVG.
88-89	32	250	7.8
89-90	32	152	4.8
90-91	30	177	5.9
91-92	31	205	6.6
<b>Totals</b>	<b>125</b>	<b>784</b>	<b>6.3</b>

**11. Greg Cook** **780 • 1976-77, '78-81**

YEAR	G	REBOUNDS	AVG.
76-77	27	249	9.2
78-79	28	176	6.3
79-80	31	180	5.8
80-81	33	175	5.3
<b>Totals</b>	<b>119</b>	<b>780</b>	<b>6.6</b>

**12. Dick Maile** **772 • 1962-65**

YEAR	G	REBOUNDS	AVG.
62-63	25	263	10.5
63-64	24	263	10.9
64-65	25	246	9.8
<b>Totals</b>	<b>74</b>	<b>772</b>	<b>10.4</b>

**13. Ricky Blanton** **766 • 1984-86, '87-89**

YEAR	G	REBOUNDS	AVG.
84-85	29	52	1.8
85-86	38	188	5.0
87-88	30	265	8.8
88-89	32	261	8.2
<b>Totals</b>	<b>129</b>	<b>766</b>	<b>5.9</b>

**14. Ed LeBlanc** **765 • 1972-76**

YEAR	G	REBOUNDS	AVG.
72-73	21	110	5.2
73-74	25	127	5.1
74-75	26	257	9.9
75-76	26	271	10.4
<b>Totals</b>	<b>98</b>	<b>765</b>	<b>7.8</b>

**15. Maury Drummond** **736 • 1960-63**

YEAR	G	REBOUNDS	AVG.
60-61	24	301	12.5
61-62	23	227	9.9
62-63	25	208	8.3
<b>Totals</b>	<b>72</b>	<b>736</b>	<b>10.2</b>

**16. Dewayne Scales** **733 • 1977-80**

YEAR	G	REBOUNDS	AVG.
77-78	26	244	9.4
78-79	26	236	9.1
79-80	32	253	7.9
<b>Totals</b>	<b>84</b>	<b>733</b>	<b>8.7</b>

INTRO

THIS IS LSU

TIGERS

COACHES

REVIEW

PREVIEW

RECORDS

HISTORY

LSU

MEDIA



INTRO

THIS IS LSU

TIGERS

COACHES

REVIEW

PREVIEW

RECORDS

HISTORY

LSU

MEDIA

**17. Roger Sigler** 713 • 1953-56

YEAR	G	REBOUNDS	AVG.
53-54	24	214	8.9
54-55	20	276	13.8
55-56	25	223	8.9
<b>Totals</b>	<b>69</b>	<b>713</b>	<b>10.3</b>

**18. Nikita Wilson** 699 • 1983-87

YEAR	G	REBOUNDS	AVG.
83-84	28	146	5.2
84-85	29	201	6.9
85-86	18	108	6.0
86-87	35	244	7.0
<b>Totals</b>	<b>110</b>	<b>699</b>	<b>6.4</b>

**19. Clarence Ceasar** 670 • 1991-95

YEAR	G	REBOUNDS	AVG.
91-92	31	149	4.8
92-93	32	199	6.2
93-94	27	169	6.3
94-95	22	153	7.0
<b>Totals</b>	<b>112</b>	<b>670</b>	<b>6.0</b>

**20. Jerry Reynolds** 613 • 1982-85

YEAR	G	REBOUNDS	AVG.
82-83	32	198	6.2
83-84	29	239	8.2
84-85	29	176	6.1
<b>Totals</b>	<b>90</b>	<b>613</b>	<b>6.8</b>

**21. Collis Temple, Jr.** 607 • 1971-74

YEAR	G	REBOUNDS	AVG.
71-72	26	174	6.7
72-73	23	160	6.7
73-74	26	273	10.5
<b>Totals</b>	<b>75</b>	<b>607</b>	<b>8.1</b>

**22. Wayne Sims** 603 • 1987-90

YEAR	G	REBOUNDS	AVG.
87-88	30	128	4.3
88-89	32	244	7.6
89-90	32	154	4.8
90-91	23	77	3.4
<b>Totals</b>	<b>117</b>	<b>603</b>	<b>5.2</b>

**23. Ralph Jukkola** 601 • 1966-69

YEAR	G	REBOUNDS	AVG.
66-67	26	187	7.3
67-68	26	226	8.7
68-69	26	188	7.2
<b>Totals</b>	<b>78</b>	<b>601</b>	<b>7.7</b>

**24. Jose Vargas** 576 • 1984-88

YEAR	G	REBOUNDS	AVG.
84-85	25	51	2.0
85-86	37	94	2.5
86-87	38	184	4.8
87-88	30	247	8.2
<b>Totals</b>	<b>130</b>	<b>576</b>	<b>4.4</b>

**25. Troy Rushing** 560 • 1954-57

YEAR	G	REBOUNDS	AVG.
54-55	22	74	3.4
55-56	24	228	9.5
56-57	25	258	10.3
<b>Totals</b>	<b>71</b>	<b>560</b>	<b>7.9</b>

**26. Jim Crisco** 544 • 1956-59

YEAR	G	REBOUNDS	AVG.
56-57	25	127	5.1
57-58	25	225	9.0
58-59	25	192	7.6
<b>Totals</b>	<b>75</b>	<b>544</b>	<b>7.3</b>

**27. Bill Wilson** 543 • 1962-65

YEAR	G	REBOUNDS	AVG.
62-63	12	39	3.2
63-64	24	258	10.7
64-65	26	246	9.4
<b>Totals</b>	<b>62</b>	<b>543</b>	<b>8.7</b>

**28. Danny Hester** 542 • 1968-70

YEAR	G	REBOUNDS	AVG.
68-69	22	197	8.9
69-70	32	345	10.8
<b>Totals</b>	<b>54</b>	<b>542</b>	<b>10.0</b>

**29. Geert Hammink** 536 • 1988-89, '90-93

YEAR	G	REBOUNDS	AVG.
88-89	25	54	2.2
90-91	27	78	2.9
91-92	29	79	2.7
92-93	32	325	10.2
<b>Totals</b>	<b>113</b>	<b>536</b>	<b>4.7</b>

**30. Jaime Lloreda** 525 • 2002-04

YEAR	G	REBOUNDS	AVG.
02-03	30	269	9.0
03-04	22	256	11.6
<b>Totals</b>	<b>52</b>	<b>525</b>	<b>10.1</b>

**31. Pete Maravich** 513 • 1967-70

YEAR	G	REBOUNDS	AVG.
67-68	26	19.5	7.5
68-69	26	169	6.5
69-70	28	149	5.3
<b>Totals</b>	<b>82</b>	<b>513</b>	<b>6.2</b>

**32. John Williams** 503 • 1984-86

YEAR	G	REBOUNDS	AVG.
84-85	29	190	6.6
85-86	37	313	8.5
<b>Totals</b>	<b>66</b>	<b>503</b>	<b>7.6</b>

**33. Jabari Smith** 501 • 1998-00

YEAR	G	REBOUNDS	AVG.
1998-99	27	262	9.7
1999-00	34	239	7.0
<b>Totals</b>	<b>61</b>	<b>501</b>	<b>8.2</b>

## WINS

1.	31	1980-81
2.	28	1999-00
3.	26	1985-86
3.	26	1979-80
5.	24	1986-87
6.	23	1989-90
6.	23	1978-79
8.	22	1992-93
8.	22	1969-70
8.	22	1952-53

## WINNING PCT.

(Min. 10 wins)

1.	.938 (15-1)	1921-22
2.	.933 (14-1)	1934-35
3.	.923 (12-1)	1917-18
4.	.909 (10-1)	1916-17
4.	.909 (10-1)	1914-15
6.	.905 (19-2)	1919-20
7.	.880 (22-3)	1952-53
8.	.861 (31-5)	1980-81
9.	.857 (18-3)	1945-46
10.	.826 (19-4)	1920-21

## GAMES PLAYED

1.	39	1986-87
2.	38	1985-86
3.	36	1980-81
4.	34	2001-02
4.	34	1999-00
6.	33	1992-93
7.	32	2002-03
7.	32	1989-90
7.	32	1988-89
7.	32	1982-83
7.	32	1979-80
7.	32	1969-70

## FIELD GOALS. ATT.

1.	2403	1969-70
2.	2327	1985-86
3.	2303	1988-89
4.	2261	1986-87
5.	2194	1989-90
6.	2155	1992-93
7.	2144	1980-81
8.	2040	1990-91
9.	2039	1991-92
10.	2022	1979-80

## FIELD GOALS MADE

1.	1170	1985-86
2.	1159	1969-70
3.	1116	1989-90
4.	1115	1988-89
5.	1098	1980-81
6.	1047	1986-87
7.	1019	1979-80
8.	1010	1990-91
9.	1000	1991-92
10.	964	1978-79

## 3-POINT FG ATTEMPTED

1.	614	1995-96
2.	571	2002-03
2.	571	2004-05
4.	564	1993-94
5.	561	2001-02

## 3-POINT FG MADE

1.	215	2002-03
2.	205	2004-05
3.	204	2001-02
4.	196	1999-00
5.	194	2000-01
5.	194	1995-96

## 3-POINT FG PCT.

1.	.401	1986-87
2.	.388	1988-89
3.	.377	2002-03
4.	.368	1992-93
5.	.367	1991-92

## FIELD GOAL PCT.

1.	.521	1978-79
2.	.520	1970-71
3.	.512	1980-81
4.	.509	1989-90
4.	.509	1979-80
6.	.503	1985-86
7.	.501	1984-85
8.	.495	1990-91
9.	.490	1991-92
10.	.488	1973-74

## FREE THROWS MADE

1.	667	1969-70
2.	653	1980-81
3.	573	1990-91
4.	557	1988-89
5.	552	1999-00
6.	537	1985-86
7.	536	1989-90
8.	526	1991-92
9.	519	1953-54
10.	516	1992-93

## FREE THROWS ATT.

1.	944	1980-81
2.	917	1969-70
3.	858	1999-00
4.	840	1990-91
5.	820	1991-92
6.	804	1988-89
7.	782	1986-87
8.	774	1983-84
9.	759	1955-56
10.	754	1992-93

## FREE THROW PCT.

1.	.770	1988-89
2.	.750	1985-86
3.	.737	1963-64
4.	.730	2004-05
5.	.727	1969-70
6.	.720	1972-73
7.	.714	1984-85
7.	.714	1967-68
9.	.710	1979-80
10.	.708	1960-61

## REBOUNDS

1.	1691	1969-70
2.	1457	1989-90
3.	1401	1986-87
4.	1373	1999-00
5.	1316	1990-91
6.	1308	1991-92
7.	1298	1985-86
7.	1298	1964-65
9.	1291	1992-93
10.	1247	1977-78

## REBOUND AVERAGE

1.	52.8	1969-70
2.	49.9	1964-65
3.	47.1	1962-63
4.	47.0	1963-64
4.	47.0	1961-62
6.	46.5	1954-55
7.	46.2	1977-78
8.	46.0	1970-71
8.	46.0	1968-69
10.	45.5	1989-90
10.	45.5	1976-77

## PERSONAL FOULS

1.	747	1986-87
2.	727	1980-81
3.	697	1978-79
4.	675	1977-78
5.	669	1979-80
6.	663	1982-83
7.	661	1989-90
8.	660	1969-70
9.	657	1985-86
10.	639	1973-74

## FOULED OUT

1.	37	1973-74
1.	37	1952-53
3.	33	1978-79
3.	33	1977-78
5.	32	1976-77
6.	30	1957-58
7.	29	1974-75
8.	28	1989-90
8.	28	1969-70
10.	27	1988-89
10.	27	1972-73
10.	27	1971-72

## ASSISTS

1.	616	1974-75
2.	577	1985-86
3.	566	1990-91
4.	538	1975-76
5.	527	1986-87
5.	527	1980-81
7.	526	1989-90
8.	525	1988-89
9.	520	1976-77
10.	519	1991-92

## BLOCKED SHOTS

1.	225	1989-90
2.	206	1991-92
3.	198	1990-91
4.	180	1999-00
5.	132	2002-03
6.	127	2004-05
7.	122	2003-04
8.	120	1994-95
9.	118	1986-87
10.	107	1978-79

## STEALS

1.	352	1986-87
2.	316	1990-91
2.	316	1992-93
4.	313	1999-00
5.	311	1991-92
6.	306	1985-86
7.	297	1980-81
8.	280	2001-02
9.	275	1983-84
10.	273	1995-96

## POINTS

1.	2985	1969-70
2.	2966	1988-89
3.	2921	1989-90
4.	2877	1985-86
5.	2851	1980-81
6.	2785	1986-87
7.	2713	1991-92
7.	2713	1990-91
9.	2597	1992-93
10.	2578	1999-00

## SCORING AVERAGE

1.	93.3	1969-70
2.	92.7	1988-89
3.	91.3	1989-90
4.	90.4	1990-91
5.	89.1	1968-69
6.	88.7	1967-68
7.	87.5	1991-92
8.	85.6	1970-71
9.	84.1	1977-78
10.	83.5	1974-75

INTRO

THIS IS LSU

TIGERS

COACHES

REVIEW

PREVIEW

RECORDS

HISTORY

LSU

MEDIA

- INTRO
- THIS IS LSU
- TIGERS
- COACHES
- REVIEW
- PREVIEW
- RECORDS**
- HISTORY
- LSU
- MEDIA

## GAMES

Fr.	Johnny Jones (36), 1980-81
	Leonard Mitchell (36), 1980-81
Soph.	Fess Irvin (37), 1986-87
Jr.	Bernard Woodside (39), 1986-87
Sr.	Oliver Brown (38), 1986-87
	Anthony Wilson (38), 1986-87

## FIELD GOAL ATTEMPTS

Fr.	Chris Jackson (739), 1988-89
Soph.	Pete Maravich (1022), 1967-68
Jr.	Pete Maravich (976), 1968-69
Sr.	Pete Maravich (1168), 1969-70

## FIELD GOALS MADE

Fr.	Chris Jackson (359), 1988-89
Soph.	Pete Maravich (432), 1967-68
Jr.	Pete Maravich (433), 1968-69
Sr.	Pete Maravich (522), 1969-70

## FIELD GOAL PERCENTAGE

Fr.	Vernel Singleton (.571), 1988-89
Soph.	Rudy Macklin (.622), 1977-78
Jr.	Ralph Jukkola (.638), 1967-68
Sr.	Dave Ramsden (.675), 1968-69

## 3-POINT FIELD GOALS MADE

Fr.	Chris Jackson (84), 1988-89
Soph.	Chris Jackson (88), 1989-90
Jr.	Torris Bright (76), 2001-2002
Sr.	Anthony Wilson (95), 1986-87

## 3-POINT FIELD GOAL PERCENTAGE

Fr.	Fess Irvin (.463), 1986-87
Soph.	Jamie Brandon (.509), 1992-93
Jr.	Landers Nolley (.421), 1994-95
Sr.	Justin Anderson (.489), 1991-92

## FREE THROW ATTEMPTS

Fr.	Chris Jackson (200), 1988-89
Soph.	Pete Maravich (338), 1967-68
Jr.	Pete Maravich (378), 1968-69
Sr.	Pete Maravich (436), 1969-70

## FREE THROWS MADE

Fr.	Chris Jackson (163), 1988-89
Soph.	Pete Maravich (274), 1967-68
Jr.	Pete Maravich (282), 1968-69
Sr.	Pete Maravich (337), 1969-70

## FREE THROW PERCENTAGE

Fr.	Jordy Hultberg (.867), 1976-77
Soph.	Chris Jackson (.909), 1989-90
Jr.	Kenny Drost (.902), 1965-66
Sr.	Derrick Taylor (.880), 1985-86

## REBOUNDS

Fr.	Rudy Macklin (306), 1976-77
Soph.	Al Sanders (474), 1969-70
Jr.	Shaquille O'Neal (421), 1991-92
Sr.	Bob Petit (432), 1953-54

## REBOUND AVERAGE

Fr.	Rudy Macklin (11.8), 1976-77
Soph.	Al Sanders (14.8), 1969-70
Jr.	Al Sanders (14.8), 1970-71
Sr.	Bob Petit (17.3), 1953-54

## ASSISTS

Fr.	Randy Livingston (151), 1994-95
Soph.	Kenny Higgs (173), 1975-76
Jr.	Kenny Higgs (239), 1976-77
Sr.	Pete Maravich (192), 1969-70

## STEALS

Fr.	Clarence Ceasar (90), 1991-92
Soph.	Jerry Reynolds (81), 1983-84
Jr.	Darryl Joe (93), 1986-87
Sr.	Derrick Taylor (86), 1985-86

## POINTS

Fr.	Chris Jackson (965), 1988-89
Soph.	Pete Maravich (1138), 1967-68
Jr.	Pete Maravich (1148), 1968-69
Sr.	Pete Maravich (1381), 1969-70

## SCORING AVERAGE

Fr.	Chris Jackson (30.2), 1988-89
Soph.	Pete Maravich (43.8), 1967-68
Jr.	Pete Maravich (44.2), 1968-69
Sr.	Pete Maravich (44.5), 1969-70

## BLOCKED SHOTS

Fr.	Shaquille O'Neal (115), 1989-90
Soph.	Shaquille O'Neal (140), 1990-91
Jr.	Shaquille O'Neal (157), 1991-92
Sr.	Lionel Green (61), 1978-79



Kenny Higgs



Darryl Joe

**POINTS**

63 - Johnny Neumann, Ole Miss, 1-30-71  
 53 - Gerald Glass, Ole Miss, 3-4-89  
 51 - Dan Issel, Kentucky, 2-21-70  
 50 - Bob Burrow, Kentucky, 1-14-56  
 50 - Ron Widby, Tennessee, 1967

**FIELD GOALS MADE**

26 - Johnny Neumann, Ole Miss, 1-30-71  
 20 - Gerald Glass, Ole Miss, 3-4-89  
 20 - Hank Gathers, Loyola Marymount, 2-3-90  
 17 - Keenan Carpenter, Auburn, 2-8-89  
 17 - Bob Houbergs, Washington, 3-18-53  
 17 - Alfred Hughes, Loyola-Chicago, 11-28-84

**FIELD GOAL ATTEMPTS**

40 - Johnny Neumann, Ole Miss, 1-30-71  
 37 - Gerald Glass, Ole Miss, 3-3-90  
 36 - Gerald Glass, Ole Miss, 3-4-89  
 35 - Hank Gathers, Loyola Marymount, 2-3-90

**FREE THROWS MADE**

18 - Neal Walk, Florida, 2-10-68  
 17 - Carlos Clark, Ole Miss, 1-15-83  
 16 - Anthony Rosser, U.S. International, 1-16-84  
 15 - Ernie Grunfeld, Tennessee, 1-15-77  
 15 - Larry Davis, South Carolina, 2-10-96

**FREE THROW ATTEMPTS**

21 - Neal Walk, Florida, 2-10-68  
 21 - Carlos Clark, Ole Miss, 1-15-83  
 20 - Anthony Rosser, U.S. International, 1-16-84  
 18 - Leon Douglas, Alabama, 2-17-75  
 18 - Larry Davis, South Carolina, 2-10-96

**FREE THROW PERCENTAGE****(Min. 15 attempts)**

.933 (14-15) - Reggie Johnson, Tennessee, 2-5-78  
 .933 (14-15) - Earvin Johnson, Michigan State, 3-16-79  
 .882 (15-17) - Ernie Grunfield, Tennessee, 1-15-77  
 .857 (18-21) - Neal Walk, Florida, 2-10-68  
 .833 (15-18) - Larry Davis, South Carolina, 2-10-96

**3-POINT FIELD GOALS MADE**

9 - Anderson Hunt, UNLV, 1-28-90  
 9 - Scott Draud, Vanderbilt, 2-18-90  
 9 - Lee Mayberry, Arkansas, 3-4-92  
 8 - Edward Garriet, McNeese State, 11-24-03  
 8 - David Jones, Lamar, 12-4-89  
 8 - Keenan Carpenter, Auburn, 2-8-89  
 8 - Greg Stolt, Florida, 3-4-99

**3-POINT FIELD GOAL ATTEMPTS**

20 - Chris Walker, Villanova, 3-15-90  
 18 - Damon Wordlaw, McNeese State, 11-29-94  
 17 - Scott Draud, Vanderbilt, 2-2-91  
 17 - Danny Basile, Marist, 12-28-95

**3-POINT FIELD GOAL PERCENTAGE****(Min. 4 attempts)**

1.000 (4-4) - Marc Jackson, Utah, 1-3-05  
 1.000 (5-5) - Dawid Przybyszewski, Vanderbilt, 2-21-04  
 1.000 (7-7) - Ezra Williams, Georgia, 1-05-03  
 1.000 (5-5) - Troy Gaines, Auburn, 2-26-03  
 1.000 (5-5) - Andrew Moten, Florida, 1-21-87  
 1.000 (4-4) - Ontario Harper, Mississippi State, 1-26-02  
 1.000 (4-4) - Mike Chadwick, Georgia, 3-6-97  
 1.000 (4-4) - Dwayne Morton, Louisville, 2-23-94  
 .857 (6-7) - Je'Kel Foster, Ohio State, 1-15-05  
 .857 (6-7) - Wesley Person, Auburn, 2-13-93  
 .833 (5-6) - Shane Power, Mississippi State, 2-16-05  
 .833 (5-6) - Patrick Johnson, Ball State, 3-19-02  
 .833 (5-6) - Mark Griffin, Tennessee, 3-10-89

**REBOUNDS**

34 - Bailey Howell, Mississippi State, 1957  
 29 - Bob Lienhard, Georgia, 1969  
 29 - Dan Issel, Kentucky, 2-22-69  
 23 - Larry Fry, Mississippi State, 1-16-75  
 22 - Wiley Peck, Mississippi State, 1-12-77

**ASSISTS**

15 - Eddie Johnson, Auburn, 1-3-76  
 14 - Kareem Reid, Arkansas, 3-2-96  
 14 - Terrell Lowery, Loyola Marymount, 12-20-90  
 14 - Bobby Harley, Duke, 2-10-91  
 13 - Anthony Epps, Kentucky, 3-4-95

**BLOCKED SHOTS**

10 - Roy Rogers, Alabama, 2-17-96  
 9 - Andre Riddick, Kentucky, 3-14-93  
 8 - Charles Barkley, Auburn, 1984  
 7 - Kyle Davis, Auburn, 1-13-01  
 6 - Tayshaun Prince, Kentucky, 2-9-02  
 6 - Clifford Rozier, Louisville, 2-23-94  
 6 - Charles Claxton, Georgia, 2-19-94  
 6 - Alonzo Mourning, Georgetown, 1-28-89  
 6 - Dwayne Schintzius, Florida, 1-27-87  
 6 - Chuck Haynes, Kentucky, 2-15-03

**STEALS**

9 - Mike Varos, Cal State Los Angeles, 12-8-89  
 8 - Pointer Williams, McNeese State, 12-1-95  
 7 - Chris Daniels, Georgia, 3-8-02  
 7 - T.J. Cleveland, Arkansas, 3-11-00  
 7 - Eddie Shannon, Florida, 1-20-99  
 7 - John Pelphrey, Kentucky, 2-15-90  
 7 - Mike Ferrara, Colgate, 11-28-80

INTRO

THIS IS LSU

TIGERS

COACHES

REVIEW

PREVIEW

RECORDS

HISTORY

LSU

MEDIA

- INTRO
- THIS IS LSU
- TIGERS
- COACHES
- REVIEW
- PREVIEW
- RECORDS**
- HISTORY
- LSU
- MEDIA

## POINTS

2861 - 1988-89
2860 - 1969-70
2679 - 1985-86
2658 - 1986-87
2620 - 1989-90

## FIELD GOALS MADE

1117 - 1969-70
1113 - 1985-86
1096 - 1988-89
973 - 1986-87
971 - 1980-81

## FIELD GOALS ATTEMPTED

2497 - 1969-70
2263 - 1988-89
2257 - 1985-86
2240 - 1986-87
2222 - 1989-90

## FIELD GOAL PERCENTAGE

.511 - 1981-82
.493 - 1985-86
.492 - 1966-67
.489 - 1993-94
.484 - 1974-75
.484 - 1988-89

## FREE THROWS MADE

626 - 1969-70
603 - 1956-57
569 - 1986-87
565 - 1955-56
561 - 1989-90

## FREE THROW ATTEMPTS

928 - 1969-70
881 - 1955-56
863 - 1956-57
800 - 1989-90
789 - 1954-55

## FREE THROW PERCENTAGE

.744 - 1962-63
.737 - 1984-85
.733 - 1986-87
.729 - 1974-75
.725 - 1970-71

## 3-POINT FG MADE

257 - 1989-90
233 - 1999-00
226 - 2001-02
226 - 1994-95
225 - 2004-05

## 3-POINT FG ATTEMPTS

745 - 1999-00
734 - 1989-90
684 - 2001-02
646 - 1995-96
629 - 1994-95

## 3-POINT FG PERCENTAGE

.390 - 1986-87
.379 - 2004-05
.369 - 2000-01
.365 - 1996-97
.361 - 1988-89

## REBOUNDS

1485 - 1969-70
1417 - 1986-87
1346 - 1967-68
1344 - 1988-89
1332 - 1965-66

## REBOUND AVERAGE

52.5 - 1955-56
52.2 - 1957-58
52.2 - 1956-57
51.7 - 1967-68
51.2 - 1965-66

## PERSONAL FOULS

848 - 1980-81
780 - 1986-87
764 - 1979-80
743 - 1999-00
710 - 1985-86

## ASSISTS

560 - 1985-86
545 - 1988-89
530 - 1992-93
499 - 1974-75
491 - 1993-94

## BLOCKED SHOTS

158 - 1992-93
119 - 1997-98
119 - 1993-94
119 - 1985-86
114 - 1988-89

## STEALS

301 - 1996-97
290 - 1998-99
274 - 1989-90
269 - 1994-95
265 - 1999-00

## SCORING AVERAGE

89.7 - 1974-75
89.4 - 1988-89
89.4 - 1960-70
87.5 - 1968-69
86.1 - 1967-68

## FOULED OUT


42 - 1980-81
38 - 1977-78
37 - 1983-84
35 - 1982-83
35 - 1969-70



Tack Minor



Xavier Whipple



Pete Maravich

4 - 60 point games  
 24 - 50 point games  
 29 - 40 point games

### 60-POINT CLUB (5 by 2 players all-time)

69 - Pete Maravich vs. Alabama, Feb. 7, 1970  
 66 - Pete Maravich vs. Tulane, Feb. 10, 1969  
 64 - Pete Maravich vs. Kentucky, Feb. 21, 1970  
 61 - Pete Maravich vs. Vanderbilt, Dec. 11, 1969  
 60 - Bob Pettit vs. Louisiana College, Dec. 7, 1953

### 50-POINT CLUB (30 by 4 players all-time)

59 - Pete Maravich vs. Alabama, Feb. 17, 1968  
 58 - Pete Maravich vs. Georgia, March 8, 1969  
 58 - Pete Maravich vs. Mississippi State, Dec. 22, 1967  
 57 - Bob Pettit vs. Georgia, Jan. 9, 1954  
 55 - Chris Jackson vs. Ole Miss, March 4, 1989  
 55 - Pete Maravich vs. Mississippi State, March 2, 1970  
 55 - Pete Maravich vs. Kentucky, Jan. 24, 1970  
 55 - Pete Maravich vs. Alabama, Jan. 3, 1970  
 55 - Pete Maravich vs. Mississippi State, March 3, 1969  
 55 - Pete Maravich vs. Tulane, Dec. 14, 1968  
 55 - Pete Maravich vs. Tulane, Feb. 21, 1968  
 55 - Pete Maravich vs. Auburn, Jan. 3, 1968  
 54 - Pete Maravich vs. Auburn, Feb. 15, 1969  
 54 - Pete Maravich vs. Vanderbilt, Jan. 29, 1968  
 53 - Shaquille O'Neal vs. Arkansas State, Dec. 18, 1990  
 53 - Chris Jackson vs. Florida, Dec. 10, 1988  
 53 - Pete Maravich vs. Ole Miss, Jan. 31, 1970  
 53 - Pete Maravich vs. St. John's, Dec. 29, 1969  
 53 - Pete Maravich vs. Duquesne, Dec. 30, 1968  
 52 - Pete Maravich vs. Florida, Feb. 4, 1970  
 52 - Pete Maravich vs. Kentucky, Jan. 25, 1969  
 52 - Pete Maravich vs. Loyola, Dec. 2, 1968  
 52 - Pete Maravich vs. Kentucky, Jan. 27, 1968  
 52 - Pete Maravich vs. Tulane, Jan. 11, 1968  
 51 - Chris Jackson vs. Texas, Jan. 2, 1990  
 51 - Pete Maravich vs. Georgia, Feb. 12, 1968  
 51 - Pete Maravich vs. Loyola, Dec. 9, 1967  
 50 - Chris Jackson vs. Tennessee, Feb. 11, 1989  
 50 - Pete Maravich vs. Southern California, Dec. 18, 1969  
 50 - Pete Maravich vs. Florida, Feb. 12, 1969

### 40-POINT CLUB (41 by 7 players since 1967)

49 - Chris Jackson vs. Tennessee, Feb. 10, 1990  
 49 - Pete Maravich vs. Tulane, Feb. 9, 1970  
 49 - Pete Maravich vs. Mississippi State, Feb. 2, 1970  
 49 - Pete Maravich vs. Clemson, Dec. 20, 1969  
 49 - Pete Maravich vs. Ole Miss, March 1, 1969  
 49 - Pete Maravich vs. Auburn, Feb. 7, 1968  
 48 - Chris Jackson vs. Florida, March 1, 1989  
 48 - Chris Jackson vs. Louisiana Tech, Dec. 6, 1988  
 48 - Pete Maravich vs. Tampa, Dec. 2, 1967  
 47 - Pete Maravich vs. Georgia, Dec. 21, 1968  
 47 - Pete Maravich vs. Florida, Feb. 10, 1968  
 46 - Chris Jackson vs. Vanderbilt, Feb. 18, 1990  
 46 - Pete Maravich vs. Auburn, Feb. 16, 1970  
 46 - Pete Maravich vs. Oregon State, Dec. 22, 1969  
 46 - Pete Maravich vs. Tulane, Dec. 13, 1969  
 46 - Pete Maravich vs. Auburn, Jan. 11, 1969  
 46 - Pete Maravich vs. Ole Miss, Dec. 19, 1967  
 45 - Chris Jackson vs. Georgia, Jan. 24, 1990  
 45 - Pete Maravich vs. Loyola, Dec. 9, 1969  
 45 - Pete Maravich vs. Kentucky, Feb. 22, 1969  
 45 - Pete Maravich vs. Wyoming, Dec. 26, 1968  
 45 - Pete Maravich vs. Florida, Dec. 18, 1968

INTRO

THIS IS LSU

TIGERS

COACHES

REVIEW

PREVIEW


RECORDS

HISTORY

LSU

MEDIA

- INTRO
- THIS IS LSU
- TIGERS
- COACHES
- REVIEW
- PREVIEW
- RECORDS**
- HISTORY
- LSU
- MEDIA



**Chris Jackson**

4 - 50 point games  
 7 - 40 point games  
 16 - 30 point games

- 44 - Kenny Higgs vs. Duke, Dec. 20, 1974
- 44 - Pete Maravich vs. Auburn, Jan. 10, 1970
- 44 - Pete Maravich vs. Kentucky, Feb. 3, 1968
- 43 - Shaquille O'Neal vs. Northern Arizona, Dec. 28, 1991
- 43 - Pete Maravich vs. Oregon State, Dec. 4, 1969
- 42 - Al Sanders vs. Auburn, Feb. 14, 1972
- 42 - Pete Maravich vs. Alabama, Jan. 4, 1969
- 42 - Pete Maravich vs. Vanderbilt, March 4, 1968
- 42 - Pete Maravich vs. Florida State, Dec. 16, 1967
- 42 - Pete Maravich vs. Wisconsin, Dec. 15, 1967
- 42 - Pete Maravich vs. Texas, Dec. 4, 1967
- 41 - Chris Jackson vs. Kentucky, Feb. 15, 1990
- 41 - Pete Maravich vs. Georgia, March 7, 1970
- 40 - Ronnie Henderson vs. Alabama, Feb. 11, 1995
- 40 - Chris Jackson vs. Mississippi State, Jan. 4, 1990
- 40 - Durand Macklin vs. Tennessee, Jan. 15, 1977
- 40 - Pete Maravich vs. Pittsburgh, Jan. 31, 1969
- 40 - Pete Maravich vs. Oklahoma City, Dec. 28, 1968
- 40 - Pete Maravich vs. Ole Miss, Feb. 24, 1968

**30-POINT CLUB (127 by 32 players since 1967)**

- 39 - Al Sanders vs. Loyola, Dec. 1, 1970
- 38 - Shaquille O'Neal vs. Ole Miss, Feb. 20, 1991
- 38 - Shaquille O'Neal vs. Georgia, Feb. 8, 1991
- 38 - Chris Jackson vs. Vanderbilt, Feb. 18, 1989
- 38 - Kenny Higgs vs. Tennessee, March 1, 1975
- 38 - Pete Maravich vs. Vanderbilt, Feb. 14, 1970
- 38 - Pete Maravich vs. Florida, Feb. 11, 1970
- 38 - Pete Maravich vs. UCLA, Dec. 23, 1969
- 38 - Pete Maravich vs. Alabama, Feb. 8, 1969
- 38 - Pete Maravich vs. Vanderbilt, Jan. 9, 1969
- 38 - Pete Maravich vs. Clemson, Dec. 7, 1968
- 37 - Chris Jackson vs. Ole Miss, March 3, 1990
- 37 - Chris Jackson vs. Southern Miss, Nov. 15, 1989
- 37 - Chris Jackson vs. Tennessee, March 10, 1989
- 37 - Ricky Blanton vs. Tennessee-Martin, Dec. 20, 1988
- 37 - Bill Newton vs. Georgetown, Jan. 6, 1972
- 37 - Al Sanders vs. Ole Miss, Jan. 30, 1971
- 37 - Pete Maravich vs. Georgia, Feb. 18, 1970
- 36 - Ronnie Henderson vs. Oklahoma State, Dec. 20, 1994
- 36 - Ronnie Henderson vs. Kentucky, Feb. 15, 1994
- 36 - Shaquille O'Neal vs. Indiana, March 21, 1992
- 36 - Shaquille O'Neal vs. Alabama, Feb. 17, 1991
- 36 - Glenn Hansen vs. Florida, Feb. 8, 1975
- 35 - Maurice Carter vs. Arkansas, Jan. 2, 1999
- 35 - Duane Spencer vs. Alabama, Feb. 15, 1997
- 35 - Chris Jackson vs. UNLV, Jan. 28, 1990
- 35 - Glenn Hansen vs. Auburn, Jan. 25, 1975
- 35 - Glenn Hansen vs. Vanderbilt, Feb. 11, 1974
- 35 - Bill Newton vs. Loyola, Jan. 8, 1972
- 35 - Pete Maravich vs. Ole Miss, Feb. 28, 1970
- 35 - Pete Maravich vs. Vanderbilt, Feb. 17, 1969
- 34 - Ronnie Henderson vs. Maryland-Baltimore County, Dec. 30, 1994
- 34 - Roman Rubchenko vs. Georgia State, Dec. 28, 1994
- 34 - Ronnie Henderson vs. Troy State, Dec. 6, 1994
- 34 - Roman Rubchenko vs. George Mason, Dec. 3, 1994
- 34 - Shaquille O'Neal vs. Georgia, Jan. 7, 1991
- 34 - Shaquille O'Neal vs. Vanderbilt, Jan. 2, 1991
- 34 - Chris Jackson vs. Loyola Marymount, Feb. 3, 1990
- 34 - Chris Jackson vs. Kentucky, Feb. 15, 1989
- 34 - Chris Jackson vs. Vanderbilt, Jan. 18, 1989

34 - Ricky Blanton vs. Chaminade, Dec. 29, 1988  
 34 - DeWayne Scales vs. Montana State, Dec. 18, 1987  
 34 - Kenny Higgs vs. Mississippi State, Jan. 2, 1978  
 34 - Pete Maravich vs. Yale, Dec. 30, 1969  
 34 - Pete Maravich vs. Mississippi State, Feb. 19, 1968  
 33 - Stromile Swift vs. Wyoming, Nov. 27, 1999  
 33 - Roger Washington vs. Louisville, Dec. 7, 1996  
 33 - Ronnie Henderson vs. Georgia, Feb. 18, 1995  
 33 - Clarence Ceasar vs. Arkansas, March 2, 1994  
 33 - Shaquille O'Neal vs. Tennessee, Feb. 23, 1991  
 33 - Shaquille O'Neal vs. Kentucky, Feb. 5, 1991  
 33 - Chris Jackson vs. Tennessee, Jan. 8, 1990  
 33 - Chris Jackson vs. UTEP March 17, 1989  
 33 - Chris Jackson vs. Auburn, Jan. 7, 1989  
 33 - Jose Vargas vs. Florida, Dec. 16, 1986  
 33 - Howard Carter vs. Auburn, Jan. 21, 1981  
 33 - DeWayne Scales vs. Boston, Dec. 28, 1979  
 33 - Kenny Higgs vs. Tennessee, Jan. 26, 1976  
 33 - Glenn Hansen vs. Tennessee, Jan. 27, 1975  
 33 - Pete Maravich vs. Mississippi State, Feb. 3, 1969  
 33 - Pete Maravich vs. Clemson, Jan. 24, 1968  
 32 - Darrel Mitchell vs. Ohio State, Jan. 15, 2005  
 32 - Ronnie Henderson vs. Auburn, Feb. 25, 1995  
 32 - Shaquille O'Neal vs. Ole Miss, Jan. 19, 1991  
 32 - Chris Jackson vs. Kansas, Nov. 17, 1989  
 32 - DeWayne Scales vs. Ole Miss, Feb. 21, 1980  
 32 - Durand Macklin vs. Delaware, Dec. 29, 1979  
 32 - Kenny Higgs vs. Kentucky, Feb. 2, 1976  
 32 - Kenny Higgs vs. Tulane, Dec. 3, 1975  
 32 - Glenn Hansen vs. Auburn, Feb. 24, 1975  
 32 - Eddie Palubinskas vs. Florida, Feb. 9, 1974  
 32 - Eddie Palubinskas vs. Memphis State, Dec. 5, 1972  
 32 - Pete Maravich vs. Florida, Jan. 6, 1968  
 31 - Duane Spencer vs. North Carolina A&T, Nov. 30, 1996  
 31 - Ronnie Henderson vs. Ole Miss, Feb. 3, 1996  
 31 - Ronnie Henderson vs. Nicholls State, Jan. 23, 1996  
 31 - Ronnie Henderson vs. Alabama, Jan. 6, 1996  
 31 - Shaquille O'Neal vs. Mississippi State, March 7, 1992  
 31 - Shaquille O'Neal vs. Florida, Jan. 26, 1991  
 31 - Mike Hansen vs. Tennessee, Jan. 22, 1991  
 31 - Chris Jackson vs. Georgia, Feb. 25, 1990  
 31 - Maurice Williamson vs. Vanderbilt, Feb. 18, 1990  
 31 - Ricky Blanton vs. Auburn, Jan. 7, 1989  
 31 - Ricky Blanton vs. Southern, Dec. 5, 1987  
 31 - Anthony Wilson vs. Georgia, March 7, 1987  
 31 - Don Redden vs. Hawaii Pacific, Dec. 1, 1985  
 31 - Don Redden vs. Mississippi State, Feb. 20, 1984  
 31 - Durand Macklin vs. Lamar, March 14, 1981  
 31 - Durand Macklin vs. Alcorn State, March 8, 1980  
 31 - DeWayne Scales vs. Georgia, Feb. 9, 1980  
 31 - Kenny Higgs vs. Auburn, Feb. 20, 1978  
 31 - Glenn Hansen vs. Tennessee, March 1, 1975  
 31 - Bill Newton vs. Kentucky, Feb. 26, 1972  
 31 - Pete Maravich vs. Ole Miss, Feb. 1, 1969  
 30 - Brandon Bass vs. Louisiana-Lafayette, Nov. 21, 2004  
 30 -- Jaime Lloreda vs. McNeese State, Nov. 24, 2003  
 30 - Ronald Dupree at Arkansas, Feb. 16, 2002  
 30 - Collis Temple III at Tennessee, March 3, 2001  
 30 - Jabari Smith vs. Alabama, Feb. 10, 1999  
 30 - Ronnie Henderson vs. Georgia, Feb. 7, 1996  
 30 - Ronnie Henderson vs. Auburn, Jan. 21, 1996  
 30 - Ronnie Henderson vs. Ole Miss, Feb. 15, 1995

30 - Jamie Brandon vs. Auburn, Jan. 8, 1994  
 30 - Maurice Williamson vs. BYU, March 19, 1992  
 30 - Shaquille O'Neal vs. Auburn, Feb. 22, 1992  
 30 - Shaquille O'Neal vs. Tennessee, Jan. 29, 1992  
 30 - Chris Jackson vs. Alabama, Jan. 21, 1989  
 30 - Chris Jackson vs. Maryland, Jan. 2, 1989  
 30 - Chris Jackson vs. Morehead State, Dec. 28, 1988  
 30 - Ricky Blanton vs. Vanderbilt, March 11, 1988  
 30 - Jose Vargas vs. Oklahoma, Jan. 11, 1988  
 30 - Ricky Blanton vs. Northern Iowa, Dec. 28, 1987  
 30 - Jose Vargas vs. Southwest Texas, Dec. 22, 1987  
 30 - Durand Macklin vs. Vanderbilt, Jan. 30, 1980  
 30 - Durand Macklin vs. Vanderbilt, Jan. 2, 1980  
 30 - Al Green vs. Tulane, Dec. 9, 1978  
 30 - Durand Macklin vs. Georgia, Feb. 4, 1978  
 30 - Durand Macklin vs. Vanderbilt, Jan. 16, 1978  
 30 - Kenny Higgs vs. Auburn, Feb. 26, 1977  
 30 - Kenny Higgs vs. California, Nov. 29, 1975  
 30 - Glenn Hansen vs. Kentucky, Jan. 5, 1974  
 30 - Eddie Palubinskas vs. Nevada-Reno, Dec. 3, 1973  
 30 - Al Sanders vs. Ole Miss, March 4, 1972  
 30 - Bill Newton vs. Vanderbilt, Feb. 13, 1971  
 30 - Al Sanders vs. Florida, Feb. 10, 1971  
 30 - Bill Newton vs. Utah State, Dec. 27, 1970  
 30 - Pete Maravich vs. Tennessee, Feb. 23, 1970  
 30 - Pete Maravich vs. Alabama, Dec. 30, 1967  
 30 - Danny Hester vs. Georgetown March 15, 1970



**Darrel Mitchell**

Scored 32 points in the double-overtime victory over Ohio State on Jan. 15, 2005

INTRO
THIS IS LSU
TIGERS
COACHES
REVIEW
PREVIEW
<b>RECORDS</b>
HISTORY
LSU
MEDIA



INTRO

THIS IS LSU

TIGERS

COACHES

REVIEW

PREVIEW

RECORDS

HISTORY

LSU

MEDIA

## NCAA CAREER SCORING LEADERS (AVERAGE)

PLAYER, TEAM	YEARS	G	FG	FT	PTS.	AVG.
Pete Maravich, LSU	1968-70	83	1387	893	3667	44.2
Austin Carr, Notre Dame	1969-71	74	1017	526	2560	34.6
Oscar Robinson, Cincinnati	1958-60	88	1052	869	2973	33.8
Calvin Murphy, Niagara	1968-70	77	947	654	2548	33.1
Dwight Lamar, SW La.	1971-73	57	768	326	1862	32.7

## NCAA CAREER POINTS LEADERS

PLAYER, TEAM	FINAL YEAR	G	PTS.
Pete Maravich, LSU	1970	83	3667
Freeman Williams, Portland State	1978	106	3249
Lionel Simmons, LaSalle	1990	131	3217
Alphonso Ford, Miss. Valley	1993	109	3165
Harry Kelly, Texas Southern	1983	110	3066

## NCAA MOST POINTS IN A SEASON

PLAYER, TEAM	YEAR	G	FG	FT	PTS.
Pete Maravich, LSU	1970	31	522	337	1381
Elvin Hayes, Houston	1968	33	519	176	1214
Frank Selvy, Furman	1954	29	427	355	1209
Pete Maravich, LSU	1969	26	433	282	1148
Pete Maravich, LSU	1968	26	432	274	1138

## NCAA SEASON SCORING HIGHS (AVERAGE)

PLAYER, TEAM	YEAR	G	FG	FT	PTS.	AVG.
Pete Maravich, LSU	1970	31	522	337	1381	44.5
Pete Maravich, LSU	1969	26	433	282	1148	44.2
Pete Maravich, LSU	1968	26	432	274	1138	43.8
Frank Selvy, Furman	1954	29	427	355	1209	41.7

## NCAA SEASON SCORING HIGHS BY CLASS (AVERAGE)

CLASS	PLAYER, TEAM	YEAR	G	FG	FT	PTS.	AVG.
Senior	Pete Maravich, LSU	1970	31	522	337	1381	44.5
Junior	Pete Maravich, LSU	1969	26	433	282	1148	44.2
Soph.	Pete Maravich, LSU	1968	26	432	274	1138	43.8
Fresh.	Chris Jackson, LSU	1989	32	359	163	965	30.2

## SEC SCORING

YEAR	NAME	GMS.	PTS.	AVG.
1933	Sparky Wade	20	193	9.7
1934	Sparky Wade	17	211	12.4
1936	Arnold Bryan	15	209	13.9
1937	Arnold Bryan	20	287	14.4
1939	Charles Bozeman	15	178	11.9
1952	Bob Pettit	24	612	25.5
1953	Bob Pettit	23	573	24.9
1954	Bob Pettit	25	785	31.4
1968	Pete Maravich	26	1138	43.8
1969	Pete Maravich	26	1148	44.2
1970	Pete Maravich	32	1381	44.5
1989	Chris Jackson	32	965	30.2
1990	Chris Jackson	32	889	27.8
1991	Shaquille O'Neal	28	774	27.6
1995	Ronnie Henderson	27	630	23.3
1996	Ronnie Henderson	23	502	21.8
2001	Ronald Dupree	29	503	17.3

## SEC REBOUNDING

YEAR	NAME	GMS.	REB.	AVG.
1970	Al Sanders	32	474	14.8
1971	Al Sanders	24	369	14.7
1986	John Williams	37	313	8.5
1990	Shaquille O'Neal	32	385	12.0
1991	Shaquille O'Neal	28	411	14.7
1992	Shaquille O'Neal	30	421	14.0
1993	Geert Hamminck	32	325	10.2
2004	Jaime Lloreda	22	256	11.6

## SEC FIELD GOAL PERCENTAGE

YEAR	NAME	GMS.	FGM	FGA	PCT.
1968	Ralph Jukkola	26	125	196	63.7
1969	Dave Ramsden	26	112	166	67.5
1971	Al Sanders	25	209	355	58.8
1972	Al Sanders	26	171	287	59.6
1991	Shaquille O'Neal	28	312	497	62.8
1992	Shaquille O'Neal	30	294	478	61.5
2000	Stromile Swift	34	208	342	60.8
2005	Brandon Bass	30	181	319	56.7

## SEC THREE-POINT FIELD GOALS PER GAME

YEAR	NAME	GMS.	MADE	AVG.
1987	Anthony Wilson	38	95	2.5

## SEC FREE THROW PERCENTAGE

YEAR	NAME	GMS.	FTM	FTA	PCT.
1966	Kenny Drost	26	75	82	90.2
1973	Ed Palubinskas	24	137	153	89.5
1986	Derrick Taylor	38	81	92	88.0
1989	Chris Jackson	32	163	200	81.5
1990	Chris Jackson	32	191	210	91.0

## SEC ASSISTS

YEAR	NAME	GMS.	NO.	AVG.
1970	Pete Maravich	31	192	6.3
1977	Kenny Higgs	27	239	8.9
1991	T. J. Pugh	30	196	6.5

## SEC BLOCKS

YEAR	NAME	GMS.	NO.	AVG.
1990	Shaquille O'Neal	32	115	3.6
1991	Shaquille O'Neal	28	140	5.0
1992	Shaquille O'Neal	30	157	5.2

## SEC STEALS

YEAR	NAME	GMS.	NO.	AVG.
1984	Jerry Reynolds	29	81	2.8
1986	Derrick Taylor	38	84	2.2
1987	Darryl Joe	39	93	2.4
1991	Shawn Griggs	29	81	2.8
1994	Clarence Ceasar	27	80	3.0
1995	Clarence Ceasar	22	66	3.0

## Team Single Game

### MOST POINTS SCORED

99 - vs. Tennessee, 3-13-92, Birmingham, Ala.  
 95 - vs. Florida, 2-28-80, Birmingham, Ala.  
 89 - vs. Auburn, 3-11-05, Atlanta, Ga.  
 89 - vs. Georgia, 3-7-87, Atlanta, Ga.  
 89 - vs. Ole Miss, 3-12-93, Lexington, Ky.

### MOST POINTS ALLOWED

97 - by Florida, 3-4-99, Atlanta, Ga.  
 95 - by Tennessee, 3-10-89, Knoxville, Tenn.  
 92 - by Auburn, 3-8-91, Nashville, Tenn.

### FEWEST POINTS SCORED

51 - vs. Mississippi State, 3-9-02, Atlanta, Ga.  
 52 - vs. Ole Miss, 3-4-82, Lexington, Ky.  
 54 - vs. Georgia, 3-6-97, Memphis, Tenn.

### FEWEST POINTS ALLOWED

54 - by Mississippi State, 3-5-87, Atlanta, Ga.  
 56 - by Arkansas, 3-13-03, New Orleans, La.  
 57 - by Mississippi State, 3-9-02, Atlanta, Ga.

### FIELD GOAL ATTEMPTS

80 - vs. Georgia, 3-10-94, Memphis, Tenn.  
 80 - vs. Tennessee, 3-10-89, Knoxville, Tenn.  
 79 - vs. Kentucky, 3-2-79, Birmingham, Ala.

### FIELD GOALS MADE

39 - vs. Florida, 2-28-80, Birmingham, Ala.  
 33 - three occasions.

### FIELD GOAL PERCENTAGE

.609 - vs. Florida, 2-28-80, Birmingham, Ala.  
 .596 - vs. Ole Miss, 3-12-93, Lexington, Ky.  
 .556 - vs. Florida, 3-5-81, Birmingham, Ala.

### FREE THROW ATTEMPTS

42 - vs. Georgia, 3-7-87, Atlanta, Ga.  
 42 - vs. Tennessee, 3-13-92, Birmingham, Ala.  
 39 - vs. Florida, 3-5-81, Birmingham, Ala.

### FREE THROWS MADE

31 - vs. Tennessee, 3-13-92, Birmingham, Ala.  
 29 - vs. Georgia, 3-7-87, Atlanta, Ga.  
 28 - vs. Vanderbilt, 3-11-88, Baton Rouge, La.

### FREE THROW PERCENTAGE

1.000 - vs. Tenn., 3-11-83, Birmingham, Ala.  
 1.000 - vs. Kentucky, 3-7-86, Lexington, Ky.  
 .903 - vs. Vanderbilt, 3-11-88, Baton Rouge, La.

### THREE-POINT FIELD GOAL ATTEMPTS

30 - vs. Vanderbilt, 3-10-00, Atlanta, Ga.  
 29 - vs. Georgia, 3-10-94, Memphis, Tenn.  
 26 - vs. South Carolina, 3-7-96, New Orleans, La.

### THREE-POINT FIELD GOALS MADE

10 - vs. Vanderbilt, 3-10-00, Atlanta, Ga.  
 10 - vs. Arkansas, 3-13-03, New Orleans, La.  
 9 - vs. Kentucky, 3-14-93, Lexington, Ky.

### THREE-POINT FIELD GOAL PERCENTAGE

.800 - (4-5) vs. Mississippi State, 3-5-87, Atlanta, Ga.  
 .600 - (6-10) vs. Georgia, 3-7-87, Atlanta, Ga.  
 .583 - (7-12) vs. Georgia, 3-8-02, Atlanta, Ga.

### REBOUNDS

47 - vs. Tennessee, 3-13-92, Birmingham, Ala.  
 46 - vs. Florida, 3-6-86, Lexington, Ky.  
 45 - three occasions

### ASSISTS

22 - vs. Ole Miss, 3-12-93, Lexington, Ky.  
 21 - vs. Kentucky, 3-1-80, Birmingham, Ala.  
 17 - two occasions

### PERSONAL FOULS

31 - vs. Georgia, 3-10-94, Memphis, Tenn.  
 29 - vs. Kentucky, 3-2-79, Birmingham, Ala.  
 29 - vs. Florida, 3-4-99, Atlanta, Ga.

### VICTORY MARGINS

31 - vs. Auburn, 3-11-05, Atlanta, Ga.  
 29 - vs. Arkansas, 3-13-03, New Orleans, La.  
 19 - vs. Ole Miss, 3-12-93, Lexington, Ky.  
 14 - vs. Mississippi State, 3-5-87, Atlanta, Ga.

### DEFEAT MARGINS

24 - vs. Vanderbilt, 3-9-95, Atlanta, Ga.  
 22 - vs. Florida, 3-4-99, Atlanta, Ga.  
 21 - vs. Georgia, 3-6-97, Memphis, Tenn.  
 21 -- vs. South Carolina, 3-12-04, Atlanta, Ga.

## Individual Single Game

### MOST POINTS

37 - Chris Jackson, vs. Tennessee, 3-10-89, Knoxville, Tenn.  
 31 - Anthony Wilson, vs. Georgia, 3-7-87, Atlanta, Ga.  
 30 - Ricky Blanton, vs. Vanderbilt, 3-11-88, Baton Rouge, La.

### FIELD GOAL ATTEMPTS

36 - Chris Jackson, vs. Tennessee, 3-10-89, Knoxville, Tenn.  
 21 - John Williams, vs. Kentucky, 3-7-86, Lexington, Ky.  
 20 - three occasions

### FIELD GOALS MADE

15 - Chris Jackson, vs. Tennessee, 3-10-89, Knoxville, Tenn.  
 13 - DeWayne Scales, vs. Kentucky, 3-1-80, Birmingham, Ala.  
 12 - John Williams, vs. Kentucky, 3-7-86, Lexington, Ky.

### FIELD GOAL PERCENTAGE (MIN 6 ATTEMPTS)

.875 - (7-8) Collis Temple, vs. Vanderbilt, 3-10-00, Atlanta, Ga.  
 .857 - (6-7) Brad Bridgewater, vs. Georgia, 3-8-02, Atlanta, Ga.  
 .833 - (5-6) Shawn Griggs, vs. Auburn, 3-8-91, Nashville, Tenn.  
 .833 - (5-6) Greg Cook, vs. Florida, 3-5-81, Birmingham, Ala.

### FREE THROWS ATTEMPTED

15 - Nikita Wilson, vs. Georgia, 3-7-87, Atlanta, Ga.  
 12 - Antonio Hudson, vs. Georgia, 3-8-02, Atlanta, Ga.  
 12 - Leonard Mitchell, vs. Florida, 3-5-81, Birmingham, Ala.

### FREE THROWS MADE

14 - Nikita Wilson, vs. Georgia, 3-7-87, Atlanta, Ga.  
 11 - Antonio Hudson, vs. Georgia, 3-8-02, Atlanta, Ga.  
 10 - Ricky Blanton, vs. Vanderbilt, 3-11-88, Baton Rouge, La.

### FREE THROW PERCENTAGE (MIN. 8 ATTEMPTS)

1.000 - (10-10) Ricky Blanton, vs. Vanderbilt, 3-11-88, Baton Rouge, La.  
 .933 - (14-15) Nikita Wilson, vs. Georgia, 3-7-87, Atlanta, Ga.  
 .900 - (9-10) Duane Spencer, vs. South Carolina, 3-7-96, New Orleans, La.

### THREE-POINT FIELD GOAL ATTEMPTS

12 - Chris Jackson, vs. Tennessee, 3-10-89, Knoxville, Tenn.  
 10 - Darryl Joe, vs. Kentucky, 3-12-88, Baton Rouge, La.  
 10 - Maurice Carter, vs. South Carolina, 3-7-96, New Orleans, La.

### THREE-POINT FIELD GOALS MADE

6 - Collis Temple, vs. Vanderbilt, 3-10-00, Atlanta, Ga.  
 5 - Antonio Hudson, vs. Auburn, 3-11-05, Atlanta, Ga.  
 5 - Antonio Hudson, vs. South Carolina, 3-12-04, Atlanta, Ga.  
 5 - Anthony Wilson, vs. Georgia, 3-7-87, Atlanta, Ga.

### THREE-POINT FIELD GOAL PERCENTAGE

.857 - (6-7) Collis Temple, vs. Vanderbilt, 3-10-00, Atlanta, Ga.  
 .833 - (5-6) Anthony Wilson, vs. Georgia, 3-7-87, Atlanta, Ga.  
 .800 - (4-5) Justin Anderson, vs. Kentucky, 3-14-92, Birmingham, Ala.

### REBOUNDS

20 - John Williams, vs. Florida, 3-6-86, Lexington, Ky.  
 16 - Geert Hammink, vs. Kentucky, 3-14-93, Lexington, Ky.  
 16 - Shaquille O'Neal, vs. Tennessee, 3-13-92, Birmingham, Ala.

### ASSISTS

10 - Greg Cook, vs. Kentucky, 3-1-80, Birmingham, Ala.  
 9 - Bernard Woodside, vs. Kentucky, 3-12-88, Baton Rouge, La.  
 7 - three occasions

### BLOCKS

7 - Shaquille O'Neal, vs. Auburn, 3-9-90, Orlando, Fla.  
 4 - Vernel Singleton, vs. Auburn, 3-9-90, Orlando, Fla.  
 4 - Jaime Lloreda, vs. Florida, 3-14-03, New Orleans, La.  
 4 - Jaime Lloreda, vs. Mississippi State, 3-15-03, New Orleans, La.

### STEALS

6 - Vernel Singleton, vs. Tennessee, 3-10-89, Knoxville, Tenn.  
 5 - Jermaine Williams, vs. Vanderbilt, 3-7-02, Atlanta, Ga.  
 5 - Jamie Brandon, vs. Kentucky, 3-14-92, Birmingham, Ala.  
 5 - Darryl Joe, vs. Florida, 3-6-87, Atlanta, Ga.

INTRO

THIS IS LSU

TIGERS

COACHES

REVIEW

PREVIEW

RECORDS

HISTORY

LSU

MEDIA

## Team Single Game

### MOST POINTS

100 - vs. Lamar, 3-14-81, Austin, Texas  
 98 - vs. Alcorn, 3-9-80, Denton, Texas  
 96 - vs. Wichita State, 3-22-81, New Orleans, La.

### MOST POINTS ALLOWED

94 - by Georgia Tech, 3-17-90, Knoxville, Tenn.  
 88 - three occasions

### FIELD GOAL ATTEMPTS

78 - vs. Purdue, 3-13-86, Baton Rouge, La.  
 77 - vs. Georgia Tech, 3-17-90, Knoxville, Tenn.  
 75 - three occasions

### FIELD GOALS MADE

45 - vs. Lamar, 3-14-81, Austin, Texas  
 41 - vs. Alcorn, 3-9-80, Denton, Texas  
 39 - vs. Wichita State, 3-22-81, New Orleans, La.

### FIELD GOAL PERCENTAGE

.639 (39-61) vs. Wichita State, 3-22-81, New Orleans  
 .608 (45-74) vs. Lamar, 3-14-81, Austin, Texas  
 .555 (24-44) vs. Temple, 3-15-87, Rosemont, Ill.

### FREE THROW ATTEMPTS

42 - vs. Indiana, 3-17-53, Kansas City  
 34 - vs. Holy Cross, 3-14-53, Raleigh, N. C.  
 28 - vs. Memphis State, 3-15-86, Baton Rouge, La.

### FREE THROW MADE

23 - vs. Indiana, 3-17-53, Kansas City  
 21 - two occasions

### FREE THROW PCT.

.923 (12-13) - vs. Indiana, 3-21-92, Boise, Id.  
 .875 (7-8) - vs. UTEP, 3-17-89, Tucson, Ariz.  
 .833 (15-18) - vs. Washington, 3-18-53, Kansas City

### THREE-POINT FIELD GOAL ATTEMPTS

31 - vs. UAB, 3-17-05, Boise, Idaho  
 26 - vs. Purdue, 3-21-03, Birmingham, Ala.  
 23 - vs. Indiana, 3-21-92, Boise, Idaho

### THREE-POINT FIELD GOALS MADE

9 - vs. Georgia Tech, 3-13-87, Rosemont, Ill.  
 7 - two occasions

### THREE-POINT FIELD GOAL PERCENTAGE

.588 (9-17) - vs. Georgia Tech, 3-13-87, Rosemont, Ill.  
 .500 (5-10) - vs. Temple, 3-15-87, Rosemont, Ill.  
 .500 (4-8) - vs. Villanova, 3-15-90, Knoxville, Tenn.

### REBOUNDS

51 - vs. Georgia Tech, 3-17-90, Knoxville, Tenn.  
 47 - vs. Villanova, 3-15-90, Knoxville, Tenn.  
 45 - three occasions

### ASSISTS

29 - vs. Lamar, 3-14-81, Austin, Texas  
 23 - vs. Georgia Tech, 3-13-87, Rosemont, Ill.  
 23 - vs. BYU, 3-19-92, Boise, Idaho

### PERSONAL FOULS

32 - vs. Louisville, 3-16-80, Houston, Texas  
 32 - vs. Navy, 3-15-85, Dayton, Ohio  
 30 - vs. Virginia, 3-30-81, Philadelphia, Pa.

### VICTORY MARGIN

22 - vs. Lamar, 3-14-81, Austin, Texas  
 16 - vs. Arkansas, 3-20-81, New Orleans, La.  
 13 - vs. Lebanon Valley, 3-13-53, Raleigh, N.C.

### DEFEAT MARGIN

24 - vs. Purdue, 3-21-03, Birmingham, Ala.  
 23 - vs. Navy, 3-15-85, Dayton, Ohio  
 20 - vs. Louisville, 3-16-80, Houston, Texas  
 19 - vs. Washington, 3-18-53, Kansas City

## Individual Single Game

### MOST POINTS

36 - Bob Pettit, vs. Washington, 3-18-53, Kansas City  
 36 - Shaquille O'Neal, vs. Indiana, 3-21-92, Boise, Idaho  
 31 - Durand Macklin, two occasions

### FIELD GOAL ATTEMPTS

22 - three occasions

### FIELD GOALS MADE

14 - Bob Pettit, vs. Washington, 3-18-53, Kansas City  
 13 - three occasions

### FIELD GOAL PCT. (Min. 10 attempts)

.800 (8-10) - Brandon Bass, vs. UAB, 3-17-05, Boise, Idaho  
 .800 (8-10) - Jordy Hultberg, vs. Louisville, 3-16-80, Houston, Texas  
 .800 (8-10) - Nikita Wilson, vs. Temple, 3-5-87, Rosemont, Ill.

### FREE THROW ATTEMPTS

12 - Brandon Bass, vs. UAB, 3-17-05, Boise, Idaho  
 12 - Shaquille O'Neal vs. Indiana, 3-21-92, Boise, Idaho  
 11 - Don Redden vs. Memphis State, 3-15-86, Baton Rouge, La.  
 10 - Don Redden vs. Georgia Tech, 3-20-86, Atlanta, Ga.

### FREE THROWS MADE

12 - Shaquille O'Neal, vs. Indiana, 3-21-92, Boise, Idaho  
 9 - Brandon Bass, vs. UAB, 3-17-05, Boise, Idaho  
 9 - Bob Pettit, vs. Indiana, 3-17-53, Kansas City  
 8 - Bob Pettit, vs. Washington, 3-18-53, Kansas City

### FREE THROW PERCENTAGE (Min. 8 attempts)

1.000 (12-12) - Shaquille O'Neal, vs. Indiana, 3-21-92, Boise, Idaho  
 .875 (7-8) - Anthony Wilson, vs. Purdue, 3-13-86, Baton Rouge, La.  
 .875 (7-8) - John Williams, vs. Memphis State, 3-15-86, Baton Rouge, La.

### THREE POINT FIELD GOAL ATTEMPTS

10 - Antonio Hudson, vs. UAB, 3-17-05, Boise, Idaho  
 9 - Anthony Wilson, vs. DePaul, 3-20-87; vs. Indiana, 3-22-87, Cincinnati, Ohio  
 9 - Darryl Joe, vs. Georgia Tech, 3-13-87, Rosemont, Ill.

### THREE-POINT FIELD GOALS MADE

7 - Darryl Joe, vs. Georgia Tech, 3-13-87, Rosemont, Ill.  
 3 - Maurice Williamson twice, Anthony Wilson, Jamie Brandon, Torris Bright, Tack Minor once

### THREE-POINT FIELD GOAL PERCENTAGE (Min. 5 attempts)

.778 (7-9) - Darryl Joe, vs. Georgia Tech, 3-13-87, Rosemont, Ill.  
 .600 (3-5) - Anthony Wilson, vs. Temple, 3-15-87, Rosemont, Ill.

### REBOUNDS

19 - Durand Macklin, vs. Alcorn, 3-9-80, Denton, Texas  
 16 - Durand Macklin, vs. Lamar, 3-14-81, Austin, Texas  
 16 - Lionel Green, vs. Appalachian State, 3-10-79, Bloomington, Ind.

### ASSISTS

12 - Ethan Martin, vs. Lamar, 3-14-81, Austin, Texas  
 10 - Ethan Martin, vs. Wichita State, 3-22-81, New Orleans, La.  
 9 - Darryl Joe, vs. Georgia Tech, 3-13-87, Rosemont, Ill.

### BLOCKS

11 - Shaquille O'Neal, vs. BYU, 3-19-92, Boise, Idaho  
 6 - Stromile Swift, vs. Southeast Missouri State, 3-16-00, Salt Lake City, Utah  
 5 - Shaquille O'Neal, vs. Indiana, 3-21-92, Boise, Idaho

### STEALS

6 - Clarence Ceasar, vs. BYU, 3-19-92, Boise, Idaho  
 5 - Derrick Taylor twice, Darryl Joe once

## Team Single Game

### MOST POINTS

97 - vs. Oklahoma, 3-17-70, New York City  
 94 - vs. UNO, 3-16-83, Baton Rouge  
 79 - vs. Marquette, 3-19-70, New York City

### MOST POINTS ALLOWED

101 - by Marquette, 3-19-70, New York City  
 99 - by UNO, 3-16-83, Baton Rouge  
 94 - by Oklahoma, 3-17-70, New York City

### FIELD GOAL ATTEMPTS

80 - vs. Tulane, 3-12-82, Baton Rouge  
 74 - vs. UNO, 3-16-83, Baton Rouge  
 66 - vs. Oklahoma, 3-17-70, New York City

### FIELD GOALS MADE

38 - vs. UNO, 3-16-83, Baton Rouge  
 34 - vs. Oklahoma, 3-17-70, New York City  
 31 - vs. Tulane, 3-12-82, Baton Rouge

### FIELD GOAL PERCENTAGE

.515 (34-66) - vs. Oklahoma, 3-17-70, New York City  
 .514 (38-74) - vs. UNO, 3-16-83, Baton Rouge  
 48.4 (30-62) - vs. Georgetown, 3-15-70, New York City

### FREE THROW ATTEMPTS

37 - vs. Georgetown, 3-15-70, New York City  
 37 - vs. Oklahoma, 3-17-70, New York City  
 36 - vs. Marquette, 3-19-70, New York City

### FREE THROWS MADE

29 - vs. Oklahoma, 3-17-70, New York City  
 27 - vs. Marquette, 3-19-70, New York City  
 23 - vs. Georgetown, 3-15-70, New York City

### FREE THROW PERCENTAGE

.846 (22-26) vs. Army, 3-20-70, New York City  
 .833 (10-12) vs. Tulane, 3-12-82, Baton Rouge  
 .783 (29-37) vs. Oklahoma, 3-17-70, New York City

### THREE-POINT FIELD GOAL ATTEMPTS

21 - vs. Oklahoma, 3-17-04, Norman  
 17 - vs. Ball State, 3-19-02, Baton Rouge  
 14 - vs. Iowa, 3-13-02, Iowa City

### THREE-POINT FIELD GOALS MADE

7 - vs. Oklahoma, 3-17-04, Norman  
 4 - vs. Iowa, 3-13-02, Iowa City  
 4 - vs. Ball State, 3-19-02, Baton Rouge

### 3-POINT FIELD GOAL PERCENTAGE

.333 (7-21) -- vs. Oklahoma, 3-17-04, Norman  
 .286 (4-14) - vs. Iowa, 3-13-02, Iowa City  
 .235 (4-17) - vs. Ball State, 3-19-02, Baton Rouge

### REBOUNDS

60 - vs. Oklahoma, 3-17-70, New York City  
 56 - vs. Georgetown, 3-15-70, New York City  
 51 - vs. Army, 3-20-70, New York City

### ASSISTS

19 - vs. UNO, 3-16-83, Baton Rouge  
 15 - vs. Ball State, 3-19-02, Baton Rouge  
 11 - vs. Iowa, 3-13-02, Baton Rouge

### PERSONAL FOULS

31 - vs. Tulane, 3-12-82, Baton Rouge  
 30 - vs. Marquette, 3-19-70, New York City  
 28 - vs. UNO, 3-16-83, Baton Rouge

### VICTORY MARGIN

3 - vs. Oklahoma, 3-17-70, New York City  
 2 - vs. Iowa, 3-13-02, Iowa City  
 1 - vs. Georgetown, 3-15-70, New York City

### DEFEAT MARGIN

22 - vs. Marquette, 3-19-70, New York City  
 11 - vs. Tulane, 3-12-82, Baton Rouge  
 10 - vs. Ball State, 3-19-02, Baton Rouge

## Individual Single Game

### MOST POINTS

37 - Pete Maravich, vs. Oklahoma, 3-17-70, New York City  
 30 - Danny Hester, vs. Georgetown, 3-15-70, New York City  
 25 - Torris Bright, vs. Ball State, 3-19-02, Baton Rouge

### FIELD GOAL ATTEMPTS

33 - Pete Maravich vs. Oklahoma, 3-17-70, New York City  
 20 - Howard Carter vs. UNO, 3-16-83, Baton Rouge  
 18 - three times

### FIELD GOALS MADE

14 - Pete Maravich vs. Oklahoma, 3-17-70, New York City  
 12 - Danny Hester, vs. Georgetown, 3-15-70, New York City  
 10 - Johnny Jones vs. Tulane, 3-12-82, Baton Rouge

### FREE THROW ATTEMPTS

16 - Pete Maravich vs. Marquette, 3-19-70, New York City  
 13 - Pete Maravich vs. Oklahoma, 3-17-70, New York City  
 12 - twice

### FREE THROWS MADE

12 - Pete Maravich vs. Marquette, 3-19-70, New York City  
 9 - Pete Maravich vs. Oklahoma, 3-17-70, New York City  
 8 - three times

### FREE THROW PERCENTAGE (Min. 8 attempts)

100.0 (8-8) -Jermaine Williams, vs. Iowa, 3-13-02, Iowa City  
 100.0 (8-8) - Torris Bright vs. Ball State, 3-19-02, Baton Rouge

### THREE-POINT FIELD GOAL ATTEMPTS

9 - Torris Bright, vs. Ball State, 3-19-02, Baton Rouge  
 7 - Antonio Hudson, vs. Oklahoma, 3-17-04, Norman  
 7 - Torris Bright, vs. Iowa, 3-13-02, Iowa City  
 5 - Antonio Hudson, vs. Ball State, 3-19-02, Baton Rouge

### THREE-POINT FIELD GOALS MADE

3 - Tack Minor, vs. Oklahoma, 3-17-04, Norman  
 3 - Torris Bright, vs. Iowa, 3-13-02, Iowa City  
 3 - Torris Bright, vs. Ball State, 3-19-02, Baton Rouge

### THREE-POINT FIELD GOAL PERCENTAGE (Min. 5 attempts)

.429 (3-7) - Torris Bright, vs. Iowa, 3-13-02, Iowa City  
 .333 (2-6) - Darrel Mitchell, vs. Oklahoma, 3-17-04, Norman  
 .333 (3-9) - Torris Bright, vs. Ball State, 3-19-02, Baton Rouge

### REBOUNDS

19 - Apple Sanders, vs. Oklahoma, 3-17-70, New York City  
 17 - Apple Sanders, vs. Georgetown, 3-15-70, New York City  
 14 - Bill Newton, vs. Oklahoma, 3-17-70, New York City

### ASSISTS

9 - Pete Maravich vs. Oklahoma, 3-17-70, New York City  
 8 - Jermaine Williams vs. Ball State, 3-19-02, Baton Rouge  
 7 - John Tudor vs. UNO, 3-16-83, Baton Rouge

### BLOCKS

2 - Ronald Dupree, vs. Ball State, 3-19-02, Baton Rouge

### STEALS

6 - Jerry Reynolds, vs. UNO, 3-16-83, Baton Rouge  
 6 - Johnny Jones, vs. UNO, 3-16-83, Baton Rouge  
 4 - Jermaine Williams, vs. Ball State, 3-19-02, Baton Rouge

INTRO

THIS IS LSU

TIGERS

COACHES

REVIEW

PREVIEW

RECORDS

HISTORY

LSU

MEDIA