



2019 MEDIA GUIDE

ONE TEAM. ONE HEARTBEAT.

*Graux Tigers*



HOLD THAT  
**TIGER!**  
-Ed Orgeron

### 7 Grant Delpit

One of the nation's top defenders who makes plays all over the field. Earned unanimous All-America honors in 2018.

### 9 Joe Burrow

In first year at LSU, led the Tigers to 10 wins, setting five school records and becoming first player in school history to throw for 2,500 yards and rush for 375 yards in a season.

### 22 Clyde Edwards-Helaire

LSU's top returning rusher from last year with 658 yards and 7 TDs.

### 90 Rashard Lawrence

The veteran leader on the LSU defensive front, goes into senior season with 92 tackles, 15.0 tackles for loss and 6.5 sacks for his career.



### 2 Justin Jefferson

A play-making wide receiver, he led the Tigers in every receiving category last year with 54 catches for 875 yard and 6 TDs.

### 45 Michael Divinity

Moves inside this year after racking up 54 tackles, 10.5 tackles for loss and 5 sacks playing alongside first round draft pick Devin White in 2018.

### 4 K'Lavon Chaisson

Combines speed and power to be one of the best in college football at impacting the quarterback and disrupting offenses.

### 79 Lloyd Cushenberry

The veteran on the Tiger offensive line, he started every game last year and is a nominee for the Rimington Award in 2019 as the nation's top center.

## 2019 LSU Football Schedule

DATE	OPPONENT/TV	TIME (CT)	SERIES RECORD
Aug. 31	Georgia Southern [ESPNU]	6:30 p.m.	First Meeting
Sept. 8	at Texas [ABC]	6:30 p.m.	Texas leads 9-7-1
Sept. 14	Northwestern State (Purple Game) [SECN]	6:30 p.m.	LSU leads 11-0
Sept. 21	at Vanderbilt *	TBA	LSU leads 22-7-1
Oct. 5	Utah State	TBA	LSU leads 2-0
Oct. 12	Florida * (Homecoming)	TBA	Florida leads 33-29-3
Oct. 19	at Mississippi State *	TBA	LSU leads 74-35-3
Oct. 26	Auburn * (Gold Game)	TBA	LSU leads 30-22-1
Nov. 9	at Alabama *	TBA	Alabama leads 53-25-5
Nov. 16	at Ole Miss *	TBA	LSU leads 62-41-4
Nov. 23	Arkansas * (LSU Salutes)	TBA	LSU leads 40-22-2
Nov. 30	Texas A&M * (Senior Tribute)	TBA	LSU leads 33-20-3
Dec. 7	SEC Championship [CBS]	2:30 p.m.	LSU 4-1 in Title Game

All dates & times are Central and Subject to Change | \* - Denotes SEC Game

## 2018 LSU Football Results

**OVERALL RECORD: 10-3 • SEC RECORD: 5-3**

**AP RANKING: 6 • USA TODAY COACHES POLL RANKING: 7**

DATE	OPPONENT/TV	W-L/SCORE	ATTENDANCE
Sept. 2	vs. #8 Miami # (AT&T Stadium) [ABC]	W, 33-17	68,841
Sept. 8	Southeastern Louisiana [ESPN2]	W, 31-0	96,883
Sept. 15	at #7 Auburn * [CBS]	W, 22-21	86,787
Sept. 22	Louisiana Tech (Purple Game) [ESPNU]	W, 38-21	102,321
Sept. 29	Ole Miss * (Gold Game/'58 Reunion) [ESPN]	W, 45-16	100,224
Oct. 6	at #22 Florida * [CBS]	L, 27-19	90,283
Oct. 13	#2 Georgia * [CBS]	W, 36-16	102,321
Oct. 20	#22 Mississippi State * (HC) [ESPN]	W, 19-3	101,340
Nov. 3	#1 Alabama * [CBS]	L, 29-0	102,321
Nov. 10	at Arkansas* [SECN]	W, 24-17	64,135
Nov. 17	Rice (Senior Tribute) [ESPNU]	W, 42-10	100,323
Nov. 24	at Texas A&M * [SECN]	L, 74-72 (7OT)	101,501
<b>PlayStation Fiesta Bowl • Glendale, Arizona</b>			
Jan. 1	vs. #7 UCF [ESPN]	W, 40-32	57,246

# - AdvoCare Classic played at AT&T Stadium in Arlington, Texas

1	2019 Schedule / 2018 Results
2	University Quick Facts
3	Quick Facts
4	Roster/Pronunciation Guide
6	Series Records vs. 2019 Opponents

## Tigers

9	Player Profiles
---	-----------------

## Coaches

36	Head Coach Ed Orgeron
40	Dave Aranda
41	Joe Brady
42	Bill Busch
43	James Cregg
44	Steve Ensminger
45	Dennis Johnson
46	Mickey Joseph
47	Greg McMahon
48	Corey Raymond
49	Tommie Robinson
50	Support Staff

## Review

54	2018 Top Stories
55	2018 Honors and Rankings
56	2018 Final Stats
64	Miami Game Recap
65	Southeastern Louisiana Game Recap
66	Auburn Game Recap
67	Louisiana Tech Game Recap
68	Ole Miss Game Recap
69	Florida Game Recap
70	Georgia Game Recap
71	Mississippi State Game Recap
72	Alabama Game Recap
73	Arkansas Game Recap
74	Rice Game Recap
75	Texas A&M Game Recap
76	PlayStation Fiesta Bowl vs. UCF Recap
77	LSU Sports Properties

## History

78	Record Book
108	LSU vs. All Opponents
109	Year-by-Year Results
125	Permanent Team Captains
126	Noteworthy Games
129	Media Guide Cover Archive
130	SEC Openers/Milestone Games
131	LSU on Television
132	National Award Winners
140	SEC Award Winners
142	All-Americans
150	Academic Success
152	All-SEC
156	Tigers in the NFL
163	1958 National Champions
164	2003 National Champions
165	2007 National Champions
166	SEC Championships
170	Bowl Games
171	Bowl Records
173	Great Moments
176	LSU Football Traditions
182	All-Time Head Coaching Records
183	All-Time Assistant Coaches
184	Lettermen
192	Tiger Stadium

## LSU

202	Board of Supervisors
203	President Dr. F. King Alexander
204	Director of Athletics Scott Woodward
205	Athletic Administration
206	Academic Staff
208	Academic Center
210	Championship Legacy
212	Mike The Tiger
214	LSU Greats
216	Halls of Fame
218	Football Operations Center
219	Performance Nutrition Center
220	LSU Media Guidelines
222	Radio and Television Network Shows
223	SEC Network
224	Tiger Athletic Foundation

## University

Location:	Baton Rouge, La.
Founded:	1860
Enrollment:	30,987
Nickname:	Tigers or Fighting Tigers
Colors:	Purple & Gold
Print specs:	Purple-PMS 268, Gold-PMS 123
Mascot:	Mike
Stadium:	Tiger Stadium
Capacity:	102,321
Year opened:	1924
Surface:	Natural Grass
Conference:	Southeastern (Western Division)
Band:	Golden Band from Tigerland

## Phone Directory

Athletics Department	(225) 578-8001
Athletics Communications Office	(225) 578-8226
Creative Services	(225) 578-1887
Photography	(225) 578-4193
LSU Football Office	(225) 578-1151

## Requests

### CREDENTIALS

Credentials for LSU home games are issued to working media only. Because of severe space limitations and demand, the deadline for all season credential requests is Aug. 9. Individual game credentials must be requested two (2) weeks prior to the date of the game via [LSUsports.net/media](http://LSUsports.net/media).

### GAME NOTES

Media and fans can access the current media guide, updated statistics and game notes all in one location at [LSUsports.net/gamenotes](http://LSUsports.net/gamenotes). Each category is updated daily throughout the season.

### VIDEO

Members of the media may request video from LSU Athletics. Inquiries can be emailed to [mbonnet@lsu.edu](mailto:mbonnet@lsu.edu).

### PHOTOS

Members of the media may request photos by emailing [photo@lsu.edu](mailto:photo@lsu.edu). Digital photos on [LSUsports.net](http://LSUsports.net), the official website, are the property of LSU Athletics and should not be used without expressed written consent of LSU Athletics Creative Services.


### LOGOS

Logos requests can be submitted to [creative@lsu.edu](mailto:creative@lsu.edu). All requests are subject to review and approval under the university's trademark licensing and multimedia rights holder guidelines. Please refer to [LSUsports.net/brand](http://LSUsports.net/brand).

## Media Guides

### HOW TO PURCHASE AN LSU MEDIA GUIDE:

- Preorder with your season ticket order form
- Online at [LSUsports.net/mediaguides](http://LSUsports.net/mediaguides)
- Purchase from the LSU SportShop



The official [LSUsports](http://LSUsports.net) Mobile apps are available in the Apple iTunes Store and on Google Play. Follow the Tigers on your smart phone, or upgrade to the [LSUsports](http://LSUsports.net) Mobile + app to listen live and watch video highlights.



## Credits

**EDITOR:** Michael Bonnette / Judy Willson

**DESIGN:** Jason Feirman, PJ Odom, Lindsey Thompson

**ASST. EDITORS:** Bill Franques, Todd Politz, Grant Kauvar, Brandon Berrio, Hannah Martin, Colin Gunther, Jackson Buhler, Jack Ducote

### PRINTING

Interstate Printing & Graphics, Mobile, Ala.

### PHOTOGRAPHY

Chris Parent, Gus Stark, MG Miller, Rachel Street, Whitney Williston, Kelly McDuff, Brandon Gallego, Rebecca Warren, Abby Mock, Mia Bacilla, Skylar Fontaine, Emilie Bowen, Brad Messina, Alex Restrepo, Chris Graythen, The Advocate, Jennifer Abelson, Dan Hardesty, Jim Hudelson, LSU Gumbo, Neil Johnson, Rob Musemeche, NFL, NBA, MLB, WNBA, Nelson Chenault, Ron Berard, C.C. Lockwood, Erby Aucoin Jr., Steve Franz, Getty Images, & special thanks to Jim Zeitz & Eddy Perez from LSU University Relations

### © COPYRIGHT LOUISIANA STATE UNIVERSITY®

The 2019 LSU Football Media Guide was written by the LSU Athletics Communications Office and designed by LSU Creative Services. All text and photo content is property of Louisiana State University and LSU Athletics and can not be reproduced without permission from LSU Athletics Communications. The Coaches' Trophy and the image of the Crystal Football are trademarks of the American Football Coaches Association (AFCA). The AFCA is the copyright owner of the Coaches' Trophy. © 1986 AFCA ®.

In recent years, some information that was once printed exclusively in LSU Athletics media guides has been moved to the department's official website, [LSUsports.net](http://LSUsports.net). Visit the football homepage to find such information. Additionally, aliases (such as [LSUsports.net/football](http://LSUsports.net/football)) have been placed throughout the 2019 LSU football media guide to redirect website users to the expanded content that's available and constantly updated on [LSUsports.net](http://LSUsports.net).

## 2019 Team Breakdown

Base Offense:	Multiple
Base Defense:	3-4 with some 4-3 concepts
Returning Letterwinners:	45
Offense:	21
Defense:	21
Special Teams:	3
Letterwinners Lost:	23
Offense:	12
Defense:	8
Special Teams:	3
Returning Starters:	19
Offense:	8
Defense:	9
Special Teams:	2
Starters Lost:	8
Offense:	3
Defense:	4
Special Teams:	1

## Returning Offensive Starters (8)

1	Ja'Marr Chase	WR	SO-1L	6-1	205	Metairie, La. (Archbishop Rummel HS)
2	Justin Jefferson	WR	JR-2L	6-2	185	Destrehan, La. (Destrehan HS)
9	Joe Burrow	QB	SR-1L	6-4	216	The Plains, Ohio (Athens HS/Ohio St.)
19	Derrick Dillon	WR	SR-3L	5-11	184	Franklinton, La. (Pine HS)
68	Damien Lewis	OG	SR-1L	6-3	322	Canton, Miss. (Canton HS/Northwest Mississippi CC)
76	Austin Deculus	OL	JR-2L	6-7	321	Cypress, Texas (Cy-Fair HS)
77	Saadhiq Charles	OT	JR-2L	6-5	305	Jackson, Miss. (Madison-Ridgeland Academy)
79	Lloyd Cushenberry III	C	JR-2L	6-4	309	Geismar, La. (Dutchtown HS)

## Returning Defensive Starters (9)

1	Kristian Fulton	CB	SR-2L	6-0	192	Metairie, La. (Archbishop Rummel HS)
5	Kary Vincent Jr.	DB	JR-2L	5-10	181	Port Arthur, Texas (Port Arthur Memorial HS)
6	Jacob Phillips	LB	JR-2L	6-4	229	Nashville, Tenn. (East Nashville HS)
7	Grant Delpit	S	JR-2L	6-3	203	Houston, Texas (IMG Academy)
18	K'Lavon Chaisson	OLB	SO-1L	6-4	238	Houston, Texas (North Shore HS)
45	Michael Divinity Jr.	OLB	SR-3L	6-2	238	Marrero, La. (John Ehret HS)
90	Rashard Lawrence	DL	SR-3L	6-3	317	Monroe, La. (Neville HS)
91	Breiden Fehoko	DL	SR-1L	6-4	291	Honolulu, Hawaii (Farrington HS/Texas Tech)
97	Glen Logan	DE	JR-2L	6-4	297	Destrehan, La. (Destrehan HS)

## Offensive Starter Lost (3)

4	Nick Brossette	RB	6-0	221	Sr.-4L	NFL – Free Agent (Patriots)
18	Foster Moreau	TE	6-6	256	Sr.-4L	NFL – Fourth Round (Raiders)
78	Garrett Brumfield	OG	6-4	303	Sr.-4L	NFL – Free Agent (Steelers)

## Defensive Starters Lost (3)

26	John Battle	FS	6-2	202	Sr.-3L	NFL – Free Agent
29	Greeedy Williams	CB	6-3	184	Jr.-3L	NFL – Second Round (Browns)
40	Devin White	LB	6-1	240	Jr.-3L	NFL – First Round (Buccaneers)
99	Ed Alexander	NT	6-3	331	Jr-3L	

## Special Teams Starters Lost (1)

36	Cole Tracy		5-11	188		NFL – Free Agent
----	------------	--	------	-----	--	------------------

## Returning Statistical Leaders (2018 Stats)

RUSHING						
	ATT.	YDS.	AVG.	TDS		
Clyde Edwards-Helaire	146	658	4.5	7		
Joe Burrow	128	399	3.1	7		
Lanard Fournette	12	106	8.8	1		
PASSING						
	COMP.	ATT.	INT.	TDS	YARDS	PCT.
Joe Burrow	219	379	5	7	2,894	57.8
Myles Brennan	4	6	0	0	65	66.7
RECEIVING						
	REC.	YARDS	AVG.	AVG./GAME	TDS	
Justin Jefferson	54	875	16.2	67.3	6	
Stephen Sullivan	23	363	15.8	27.9	2	
Ja'Marr Chase	23	313	13.6	24.1	3	
Derrick Dillon	22	307	14.0	23.6	2	
Dee Anderson	20	274	13.7	22.8	1	
TACKLES						
	TOTAL	SOLO	ASST.	INT.	SACKS	TFL
Jacob Phillips	87	32	55	1-45	1-6	5.5-13
Grant Delpit	74	46	28	5-1	5-44	9.5-53
Michael Divinity	54	20	34	1-31	5-27	10.5-45
Rashard Lawrence	54	23	31	0	4-24	10.5-48
Glen Logan	46	10	36	0	4-29	4.5-30

## LSU Football Coaching Staff

NAME	POSITION	ALMA MATER	YEAR AT LSU
Ed Orgeron	Head Coach	Northwestern State, '84	5th
Dave Aranda	Assoc. Head Coach/Defensive Coordinator	California Lutheran, '99	4th
Steve Ensminger	Offensive Coordinator	LSU, '82	10th
Joe Brady	Passing Game Coordinator/Wide Receivers	William & Mary, '13	1st
Bill Busch	Safeties Coach	Nebraska Wesleyan, '88	2nd
James Cregg	Offensive Line Coach	Colorado State, '97	2nd
Dennis Johnson	Defensive Line Coach	LSU, '12	4th
Mickey Joseph	Wide Receivers Coach	Nebraska, '93	3rd
Greg McMahon	Special Teams Coordinator	Eastern Illinois, '82	2nd
Corey Raymond	Defensive Backs Coach	LSU, '92	8th
Tommie Robinson	Asst. Head Coach/Running Backs/Recruiting Coord.	Troy, '85	3rd
Tommy Moffitt	Asst. AD/Strength & Conditioning	Tennessee Tech, '86	20th
Dr. Sam Nader	Asst. AD/Football Operations	Auburn, '67	44th
Kevin Faulk	Director of Player Development	LSU, '99	2nd
Sharon Lewis	Asst. AD/Football Recruiting & Alumni Operations	LSU, '91	19th

## Football Facts

Head Coach:	Ed Orgeron
Career Record:	41-36 (7 seasons)
Record at LSU:	25-9 (3 seasons)
2018 Record:	10-3
2018 SEC Record:	5-3
2018 Final National Ranking:	6 AP/7 Coaches

## University Administration

President	Dr. F. King Alexander	St. Lawrence, '87
Faculty Representative	Dr. Bill Demastes	Georgia, '79



LSUsports.net/football



LSU.Football



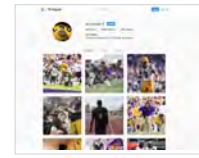
LSUshop.net



Facebook.com/LSUfootball



Twitter.com/LSUfootball



Instagram.com/LSUfootball

## Social Media Directory

### TWITTER

Ed Orgeron	@Coach_EdOrgeron
LSU Football	@lsufootball
Dave Aranda	@CoachDaveAranda
Steve Ensminger	@SteveEnsminger
Joe Brady	@CoachJoeBrady
Bill Busch	@BillBuschLSU
James Cregg	@COACHCREGG
Dennis Johnson	@CoachDJ_
Mickey Joseph	@daboot02
Corey Raymond	@LSUcoachRaymond
Tommie Robinson	@TRob_LSU
Sharon Lewis	@LSUBossLady
Emily Dixon	@emilyvdixon
Tommy Moffitt	@TommyMoffitt
Michael Bonnette	@LSUBonnette
Chris Blair	@LSUTigersVoice
LSU Tigers	@LSUsports
LSU Sports Radio	@LSUradio
Tiger Stadium	@LSUTigerStadium
Mike the Tiger	@LSUMikeTiger
LSU Football Equipment	@LSUFBEquipment
LSU Football Video	@LSUFVideo
LSU Ticket Office	@LSUtitx
LSU Sports Productions	@LSUsportsprod
LSU Creative Services	@LSUCreative
LSU Photography	@LSUpix
LSU Athletic Training	@LSUAthTraining
LSU Sports Nutrition	@HealthyTigerLSU
LSU Academic Center	@LSUAcademicCtr
LSU Compliance	@LSUCompliance
LSU Life Skills	@LSUSALifeSkills
LSU Game Operations	@LSUgameops

### FACEBOOK

Facebook.com/LSUfootball  
Facebook.com/CoachEdOrgeron

### INSTAGRAM

@lsufootball  
@emilyvdixon

## Numerical Roster

NO.	NAME	POS.	CL.-EXP.	HT.	WT.	HOMETOWN (PREVIOUS SCHOOL)
1	Ja'Marr Chase	WR	SO-1L	6-1	205	Harvey, La. (Archbishop Rummel HS)
1	Kristian Fulton	CB	SR-2L	6-0	192	New Orleans, La. (Archbishop Rummel HS)
2	Justin Jefferson	WR	JR-2L	6-2	185	St. Rose, La. (Destrehan HS)
3	AJ Aycock	QB	FR-RS	6-4	200	Jonesboro, Ark. (The Academies at Jonesboro HS)
3	Tyrion Davis-Price	RB	FR-HS	6-1	226	Baton Rouge, La. (Southern Lab HS)
3	JaCoby Stevens	S	JR-2L	6-2	225	Murfreesboro, Tenn. (Oakland HS)
4	John Emery Jr.	RB	FR-HS	6-0	203	St. Rose, La. (Destrehan HS)
5	Devonta Lee	WR	FR-HS	6-1	223	Fluker, La. (Amite HS)
5	Kary Vincent Jr.	CB	JR-2L	5-10	181	Houston, Texas (Port Arthur Memorial HS)
6	Terrace Marshall Jr.	WR	SO-1L	6-4	209	Bossier City, La. (Parkway HS)
6	Jacob Phillips	LB	JR-2L	6-4	229	Nashville, Tenn. (East Nashville HS)
7	Grant Delpit	S	JR-2L	6-3	203	Houston, Texas (IMG Academy)
8	Peter Parrish	QB	FR-HS	6-1	190	Phenix City, Ala. (Central HS)
8	Patrick Queen	LB	JR-2L	6-2	232	Ventress, La. (Livonia HS)
9	Marcel Brooks	S	FR-HS	6-2	194	Ft. Worth, Texas (Marcus HS)
9	Joe Burrow	QB	SR-1L	6-4	216	Athens, Ohio (Athens HS/Ohio St.)
10	Stephen Sullivan	TE	SR-3L	6-7	232	Donaldsonville, La. (Donaldsonville HS)
11	Dee Anderson	WR	SR-3L	6-6	229	Dallas, Texas (DeSoto HS)
11	Eric Monroe	S	JR-1L	6-1	200	Houston, Texas (North Shore HS)
12	Walker Kinney	QB	FR-HS	6-2	218	Stilwell, Kan. (Blue Valley HS)
12	Donte Starks	LB	FR-HS	6-1	212	Marrero, La. (John Ehret HS)
13	Jontre Kirklín	WR	JR-2L	6-0	182	Lutcher, La. (Lutcher HS)
14	Maurice Hampton Jr.	DB	FR-HS	6-0	214	Memphis, Tenn. (Memphis University HS)
14	John Gordon McKernan	QB	FR-HS	6-2	186	Baton Rouge, La. (University HS)
15	Myles Brennan	QB	SO-1L	6-5	207	Long Beach, Miss. (St. Stanislaus HS)
16	Jay Ward	CB	FR-HS	6-2	167	Moultrie, Ga. (Colquitt County HS)
17	Racey McMath	WR	JR-1L	6-3	221	New Orleans, La. (Edna Karr HS)
18	K'Lavon Chaisson	OLB	SO-1L	6-4	238	Houston, Texas (North Shore HS)
19	Derrick Dillon	WR	SR-3L	5-11	184	Franklinton, La. (Pine HS)
21	Kenan Jones	S	SO-1L	6-3	210	Berwick, La. (Berwick HS)
22	Clyde Edwards-Helaire	RB	JR-2L	5-9	212	Baton Rouge, La. (Catholic HS)
23	Micah Baskerville	LB	SO-1L	6-2	233	Shreveport, La. (Evangel Christian Academy)
23	Corren Norman	RB	FR-HS	5-9	191	Broussard, La. (Lafayette HS)
24	Chris Curry	RB	SO-SQ	6-0	219	Lehigh Acres, Fla. (Lehigh HS)
24	Derek Stingley Jr.	CB	FR-HS	6-1	195	Baton Rouge, La. (Dunham School)
25	Cordale Flott	CB	FR-HS	6-2	160	Saraland, Ala. (Saraland HS)
25	Josh Williams	RB	FR-HS	5-10	192	Houston, Texas (The Kinkaid School)
26	Kendall McCallum	LB	FR-HS	6-5	225	Anniston, Ala. (Oxford HS)
27	Lanard Fournette	RB	SR-3L	5-11	206	New Orleans, La. (St. Augustine HS)
27	Treven Kately	DB	SO-SQ	5-11	195	Lafayette, La. (Lafayette Christian Academy)
28	Mannie Netherly	DB	JR-1L	6-3	199	Crosby, Texas (Crosby HS)
28	Clyde Townsend	WR	FR-HS	5-9	156	Bradenton, Fla. (Braden River HS)
29	Alex Aucoin	WR	FR-RS	6-0	165	Baton Rouge, La. (Parkview Baptist HS)
29	Raydarious Jones	CB	FR-HS	6-2	161	Horn Lake, Miss. (Horn Lake HS)
30	Cade Comeaux	DB	FR-RS	6-0	178	New Orleans, La. (John Curtis HS)
30	Jack Mashburn	TE	FR-HS	6-3	208	Covington, La. (St. Paul's HS)
31	Cameron Lewis	S	JR-SQ	6-2	201	Monroe, La. (Wossman HS)
31	Thomas McGoey	WR	FR-HS	6-0	187	Thibodaux, La. (E.D. White Catholic HS)
32	Avery Atkins	PK	SO-1L	6-1	210	Auburn, Ala. (Auburn HS)
33	Todd Harris Jr.	S	JR-2L	5-11	186	Maringouin, La. (Plaquemine HS)
33	Trey Palmer	WR	FR-HS	6-1	180	Kentwood, La. (Kentwood HS)
34	Lloyd Cole	CB	JR-RS	5-11	184	Bossier City, La. (Parkway HS/Grambling)
34	Connor Culp	PK	JR-1L	6-0	203	Phoenix, Ariz. (Desert Vista HS)
35	Damone Clark	LB	SO-1L	6-4	238	Baton Rouge, La. (Southern Lab HS)
36	Derian Moore	S	SO-RS	6-1	202	Houma, La. (H.L. Bourgeois HS/Nicholls)
36	Cade York	PK	FR-HS	6-2	189	McKinney, Texas (Prosper HS)
39	Mike Williams	DE	FR-TR	6-3	244	Baton Rouge, La. (Dunham HS/Texas)
41	Carlton Smith	LB	SO-SQ	6-3	235	Houston, Texas (Lamar HS)
42	Hunter Faust	LB	FR-RS	6-2	217	New Orleans, La. (Jesuit HS)
42	Aaron Moffitt	TE	SO-SQ	6-3	262	Baton Rouge, La. (Catholic HS)
43	Preston Stafford	PK	FR-RS	5-11	164	Pontotoc, Miss. (Catholic HS)
43	Ray Thornton	OLB	JR-2L	6-4	226	Killeen, Texas (Shoemaker HS)
44	Tory Carter	FB	JR-2L	6-2	259	Valdosta, Ga. (Lee County HS)
45	Michael Divinity Jr.	OLB	SR-3L	6-2	238	Marrero, La. (John Ehret HS)
45	Stephen King	TE	FR-RS	6-4	242	Alexandria, Va. (Hayfield Secondary School)
46	Andre Anthony	OLB	JR-1L	6-4	238	New Orleans, La. (Edna Karr HS)
46	Zach Von Rosenberg	P	JR-2L	6-5	245	Zachary, La. (Zachary HS)
47	Nelson Jenkins III	DL	FR-RS	6-4	305	Maringouin, La. (Plaquemine HS)
47	Quentin Skinner	SNP	FR-HS	6-0	253	Buford, Ga. (Buford HS)

## Alphabetical Roster

NO.	NAME	POS.
11	Dee Anderson	WR
46	Andre Anthony	OLB
32	Avery Atkins	PK
29	Alex Aucoin	WR
3	AJ Aycock	QB
23	Micah Baskerville	LB
54	Aaron Benfield	LB
75	Anthony Bradford	OL
15	Myles Brennan	QB
9	Marcel Brooks	S
89	Colby Brunet	WR
9	Joe Burrow	QB
71	Donavaughn Campbell	OL
44	Tory Carter	FB
18	K'Lavon Chaisson	OLB
77	Saahdiq Charles	OT
1	Ja'Marr Chase	WR
55	Jarell Cherry	DE
35	Damone Clark	LB
34	Lloyd Cole	CB
30	Cade Comeaux	DB
34	Connor Culp	PK
24	Chris Curry	RB
79	Lloyd Cushenberry III	C
3	Tyrion Davis-Price	RB
76	Austin Deculus	OL
7	Grant Delpit	S
19	Derrick Dillon	WR
45	Michael Divinity Jr.	OLB
22	Clyde Edwards-Helaire	RB
4	John Emery Jr.	RB
94	Joseph Evans	DL
92	Neil Farrell Jr.	DE
42	Hunter Faust	LB
91	Breiden Fehoko	DL
48	Blake Ferguson	SNP
25	Cordale Flott	CB
53	Soni Fonua	OLB
27	Lanard Fournette	RB
87	Evan Francioni	WR
1	Kristian Fulton	CB
14	Maurice Hampton Jr.	DB
51	Austin Harden	OL
33	Todd Harris Jr.	S
57	Chasen Hines	OG
82	Brandon Hubicz	TE
62	Siaki Ika	NT
70	Ed Ingram	OG
2	Justin Jefferson	WR
83	Jaraj Jenkins	WR
47	Nelson Jenkins III	DL
21	Kenan Jones	S
29	Raydarious Jones	CB
27	Treven Kately	DB
45	Stephen King	TE
12	Walker Kinney	QB
13	Jontre Kirklín	WR
52	Tayte Langley	LB
90	Rashard Lawrence	DE
5	Devonta Lee	WR
31	Cameron Lewis	S
68	Damien Lewis	OG
59	Desmond Little	OLB
97	Glen Logan	DE
73	Adrian Magee	OL
6	Terrace Marshall Jr.	WR
86	Michael Martin	WR
30	Jack Mashburn	TE
49	Jansen Mayea	TE

## Numerical Roster

48	Blake Ferguson	SNP	SR-3L	6-4	235	Smyrna, Ga. (Buford HS)
49	Jansen Mayea	TE	FR-RS	6-4	237	New Iberia, La. (Westgate HS)
49	Travez Moore	DE	JR-RS	6-4	253	Bastrop, La. (Bastrop HS/Copiah Lincoln CC)
51	Austin Harden	OL	FR-HS	6-1	310	Patterson, La. (Patterson HS)
51	Dare Rosenthal	OT	FR-RS	6-8	333	Ferriday, La. (Ferriday HS)
52	Tayte Langley	LB	FR-HS	6-3	240	Iota, La. (Iota HS)
53	Soni Fonua	OLB	JR-JC	6-4	264	Salt Lake City, Utah (Mesa CC/East HS)
54	Aaron Benfield	LB	FR-HS	6-2	230	Thibodaux, La. (E.D. White Catholic HS)
55	Jarell Cherry	DE	FR-RS	6-3	235	Dallas, Texas (Carter HS)
57	Chasen Hines	OG	SO-1L	6-4	336	Marshall, Texas (Marshall HS)
58	Jared Small	LB	SO-SQ	5-11	204	Baton Rouge, La. (Catholic HS)
58	Kardell Thomas	OL	FR-HS	6-3	329	Baton Rouge, La. (Southern Lab HS)
59	Desmond Little	OLB	FR-HS	6-5	210	Prichard, Ala. (Vigor HS)
61	Cameron Wire	OT	FR-RS	6-7	296	Gonzales, La. (East Ascension HS)
62	Siaki Ika	NT	FR-HS	6-4	347	Salt Lake City, Utah (East HS)
63	Michael Smith	OL	JR-SQ	6-1	331	Killeen, Texas (Ellison HS)
65	Jakori Savage	DL	JR-2L	6-6	296	Bay Minette, Ala. (Baldwin County HS)
68	Damien Lewis	OG	SR-1L	6-3	322	Canton, Miss. (Canton HS/Northwest Mississippi CC)
69	Charles Turner	OL	FR-HS	6-4	245	Canton, Ohio (IMG Academy)
70	Ed Ingram	OG	SO-1L	6-4	314	DeSoto, Texas (DeSoto HS)
71	Donavaughn Campbell	OL	JR-1L	6-4	351	Ponchatoula, La. (Ponchatoula HS)
72	Tyler Shelvin	NT	SO-1L	6-3	362	Lafayette, La. (Notre Dame HS)
73	Adrian Magee	OL	SR-3L	6-4	335	Franklinton, La. (Franklinton HS)
74	Badara Traore	OT	SR-1L	6-7	323	Boston, Mass. (Matignon HS/ASA College)
75	Anthony Bradford	OL	FR-HS	6-7	355	Muskegon, Mich. (Muskegon HS)
76	Austin Deculus	OL	JR-2L	6-7	321	Mamou, La. (Cy-Fair HS)
77	Saahdiq Charles	OT	JR-2L	6-5	305	Jackson, Miss. (Madison-Ridgeland Academy)
78	Thomas Perry	OL	FR-HS	6-6	341	Lafayette, La. (Teurlings Catholic HS)
79	Lloyd Cushenberry III	C	JR-2L	6-4	309	Carville, La. (Dutchtown HS)
80	Jamal Pettigrew	TE	JR-1L	6-7	241	New Orleans, La. (Saint Augustine HS)
81	Thaddeus Moss	TE	JR-SQ	6-3	225	Charlotte, N.C. (Mallard Creek HS/NC State)
82	Brandon Hubicz	TE	FR-HS	6-2	215	Baton Rouge, La. (Catholic HS)
83	Jaray Jenkins	WR	FR-RS	6-3	194	Jena, La. (Jena HS)
84	TK McLendon	TE	JR-JC	6-5	241	Soperton, Ga. (Treulton HS/Copiah-Lincoln CC)
85	Ray Parker	TE	FR-HS	6-5	233	Ruston, La. (Ruston HS)
86	Michael Martin	WR	FR-RS	5-8	168	Weslaco, Texas (University HS)
87	Evan Francioni	WR	FR-RS	6-0	194	River Ridge, La. (Archbishop Rummel HS)
89	Colby Brunet	WR	JR-1L	5-11	186	Metairie, La. (Archbishop Rummel HS)
90	Rashard Lawrence	DE	SR-3L	6-3	317	Monroe, La. (Neville HS)
91	Breiden Fehoko	DL	SR-1L	6-4	291	Honolulu, Hawaii (Farrington HS/Texas Tech)
92	Neil Farrell Jr.	DE	JR-2L	6-5	295	Mobile, Ala. (Murphy HS)
93	Justin Thomas	DE	JR-1L	6-5	268	Daphne, Ala. (Spanish Fort HS)
94	Joseph Evans	DL	FR-HS	6-2	288	Haynesville, La. (Haynesville HS)
97	Glen Logan	DE	JR-2L	6-4	297	Kenner, La. (Destrehan HS)

\* Roster as of August 12, 2019. Please check LSUsports.net for the latest roster.

## Alphabetical Roster

26	Kendall McCallum	LB
31	Thomas McGoey	WR
14	John Gordon McKernan	QB
84	TK McLendon	TE
17	Racey McMath	WR
42	Aaron Moffitt	TE
11	Eric Monroe	S
36	Derian Moore	S
49	Travez Moore	DE
81	Thaddeus Moss	TE
28	Mannie Netherly	DB
23	Corren Norman	RB
33	Trey Palmer	WR
85	Ray Parker	TE
8	Peter Parrish	QB
78	Thomas Perry	OL
80	Jamal Pettigrew	TE
6	Jacob Phillips	LB
8	Patrick Queen	LB
51	Dare Rosenthal	OT
65	Jakori Savage	DL
72	Tyler Shelvin	NT
47	Quentin Skinner	SNP
58	Jared Small	LB
41	Carlton Smith	LB
63	Michael Smith	OL
43	Preston Stafford	PK
12	Donte Starks	LB
3	JaCoby Stevens	S
24	Derek Stingley Jr.	CB
10	Stephen Sullivan	TE
93	Justin Thomas	DE
58	Kardell Thomas	OL
43	Ray Thornton	OLB
28	Clyde Townsend	WR
74	Badara Traore	OT
69	Charles Turner	OL
5	Kary Vincent Jr.	CB
46	Zach Von Rosenberg	P
16	Jay Ward	CB
25	Josh Williams	RB
39	Mike Williams	DE
61	Cameron Wire	OT
36	Cade York	PK

## Pronunciation Guide

### PLAYERS

89	Colby Brunet	Brew-nay
4	K'Lavon Chaisson	K-luh-von Chase-on
77	Saahdiq Charles	Sah-deek
55	Jarell Cherry	juh-Rell
35	Damone Clark	duh-Moan
3	Tyrion Davis-Price	Ty-ree-un
76	Austin Deculus	Deck-you-luss
22	Clyde Edwards-Helaire	E-lair
92	Neil Farrell Jr.	Fair-ull
91	Breiden Fehoko	Bray-den fuh-Ho-ko
27	Lanard Fournette	luh-Nard
53	Soni Funua	So-nee Fuh-new-uh
57	Chasen Hines	Chase-in
62	Siaki Ika	see-Ah-key Eye-kuh
83	Jaray Jenkins	juh-Ray
29	Raydarius Jones	Ray-dare-ee-us

27	Treven Kately	Tray-ven Kate-ly
13	Jontre Kirklin	Jon-tray
90	Rashard Lawrence	Ruh-shard
5	Devonta Lee	duh-VON-tay
49	Jansen Mayea	My-yay
17	Racey McMath	Race-ee
49	Travez Moore	Truh-vez
51	Dare Rosenthal	Dare (rhymes with "care")
65	Jakori Savage	Juh-core-ee
10	Stephen Sullivan	stuh-Fahn
74	Badara Traore	buh-Dah-ruh Tray-or

### COACHES

Dave Aranda	uh-Ran-duh
Ed Orgeron	O-zhure-on

# Series Record vs. 2019 Opponents

## GEORGIA SOUTHERN First Meeting



**YEAR RESULTS AP RANK (LSU/OPP.) DATE (SITE)**  
First Meeting

at Baton Rouge: First Meeting  
at Statesboro: First Meeting  
Ed Orgeron vs. Georgia Southern: First Meeting

## TEXAS Texas leads 9-7-1



YEAR RESULTS	AP RANK (LSU/OPP.)	DATE (SITE)
1896 LSU, 14-0	NR/NR	Nov. 16 at Baton Rouge
1899 UT, 29-0	NR/NR	Nov. 30 at Austin
1902 LSU, 5-0	NR/NR	Oct. 18 at San Antonio
1907 UT, 12-5	NR/NR	Oct. 19 at Austin
1910 UT, 12-0	NR/NR	Nov. 19 at Austin
1935 LSU, 18-6	NR/NR	Oct. 5 at Baton Rouge
1936 Tie, 6-6	NR/NR	Oct. 3 at Austin
1937 LSU, 9-0	NR/NR	Oct. 2 at Baton Rouge
1938 LSU, 20-0	NR/NR	Oct. 1 at Austin
1941 UT, 34-0	NR/NR	Oct. 4 at Austin
1948 UT, 33-0	NR/NR	Sept. 18 at Austin
1950 UT, 21-6	NR/#3	Dec. 9 at Austin
1952 UT, 35-14	NR/#11	Sept. 20 at Baton Rouge
1953 LSU, 20-7	NR/#11	Sept. 19 at Baton Rouge
1954 UT, 20-6	NR/#4	Sept. 18 at Austin
1963 LSU, 13-0	#7/#4	Jan. 1 at Dallas (Cotton Bowl)
2003 UT, 35-20	NR/#9	Jan. 1 at Dallas (Cotton Bowl)

at Baton Rouge: LSU leads 4-1  
at Austin: Texas leads 7-1-1  
at Neutral Sites: LSU leads 2-1  
Ed Orgeron vs. Texas: First Meeting

## NORTHWESTERN STATE LSU leads 11-0-0



YEAR RESULTS	AP RANK (LSU/OPP.)	DATE (SITE)
1911 LSU, 46-0	NR/NR	Oct. 14 at Baton Rouge
1920 LSU, 34-0	NR/NR	Oct. 2 at Baton Rouge
1921 LSU, 78-0	NR/NR	Oct. 8 at Baton Rouge
1922 LSU, 13-0	NR/NR	Sept. 30 at Baton Rouge
1923 LSU, 40-0	NR/NR	Sept. 29 at Baton Rouge
1924 LSU, 40-0	NR/NR	Nov. 15 at Baton Rouge
1925 LSU, 27-0	NR/NR	Sept. 26 at Baton Rouge
1926 LSU, 47-0	NR/NR	Sept. 25 at Baton Rouge
1937 LSU, 52-0	#8/NR	Nov. 20 at Baton Rouge
1942 LSU, 40-0	NR/NR	Sept. 19 at Baton Rouge
2011 LSU, 49-3	#2/NR	Sept. 10 at Baton Rouge

at Baton Rouge: LSU leads 11-0  
at Natchitoches: 0-0  
Ed Orgeron vs. Northwestern State: 2-0

## VANDERBILT LSU leads 22-7-1



YEAR RESULTS	AP RANK (LSU/OPP.)	DATE (SITE)
1902 VU, 27-5	NR/NR	Nov. 17 at Baton Rouge
1910 VU, 22-0	NR/NR	Nov. 5 at Nashville
1933 Tie, 7-7	NR/NR	Oct. 28 at Baton Rouge
1934 LSU, 29-0	NR/NR	Oct. 27 at Nashville
1935 LSU, 7-2	NR/NR	Oct. 26 at Nashville
1936 LSU, 19-0	#8/NR	Oct. 31 at Nashville
1937 VU, 7-6	#6/#20	Oct. 23 at Nashville
1938 LSU, 7-0	NR/#16	Oct. 22 at Baton Rouge
1939 LSU, 12-6	NR/NR	Oct. 28 at Nashville
1940 LSU, 7-0	NR/NR	Oct. 26 at Baton Rouge
1945 LSU, 39-7	#13/NR	Oct. 27 at Baton Rouge
1946 LSU, 14-0	NR/NR	Oct. 26 at Nashville
1947 LSU, 19-13	#18/#19	Oct. 25 at Baton Rouge
1948 VU, 48-7	NR/NR	Nov. 6 at Nashville
1949 LSU, 33-13	#17/NR	Nov. 5 at Baton Rouge
1950 LSU, 33-7	NR/NR	Nov. 11 at Nashville
1951 VU, 20-13	NR/NR	Nov. 10 at Nashville
1957 VU, 7-0	NR/NR	Nov. 2 at Nashville
1976 LSU, 33-20	#20/NR	Oct. 9 at Baton Rouge
1977 LSU, 28-15	#18/NR	Oct. 8 at Nashville
1984 LSU, 34-27	#12/NR	Oct. 13 at Baton Rouge

1985 LSU, 49-7	#20/NR	Oct. 12 at Nashville
1990 VU, 24-21	NR/NR	Sept. 22 at Nashville
1991 LSU, 16-14	NR/NR	Sept. 21 at Baton Rouge
1996 LSU, 35-0	#14/NR	Oct. 5 at Baton Rouge
1997 LSU, 7-6	#13/NR	Oct. 4 at Nashville
2004 LSU, 24-7	#19/NR	Oct. 30 at Baton Rouge
2005 LSU, 34-6	#11/NR	Oct. 8 at Nashville
2009 LSU, 23-9	#11/NR	Sept. 12 at Baton Rouge
2010 LSU, 27-3	#19/NR	Sept. 11 at Nashville

at Baton Rouge: LSU leads 11-2-1  
at Nashville: LSU leads 11-5  
Ed Orgeron vs. Vanderbilt: 1-2

## UTAH STATE LSU leads 2-0-0



YEAR RESULTS	AP RANK (LSU/OPP.)	DATE (SITE)
1993 LSU, 38-17	NR/NR	Oct. 2 at Baton Rouge
2001 LSU, 31-14	#13/NR	Sept. 8 at Baton Rouge

at Baton Rouge: LSU leads 2-0  
at Logan: 0-0  
Ed Orgeron vs. Utah State: First Meeting

## FLORIDA Florida leads 33-29-3



YEAR RESULTS	AP RANK (LSU/OPP.)	DATE (SITE)
1937 LSU, 19-0	NR/NR	Sept. 25 at Baton Rouge
1941 LSU, 10-7	NR/NR	Oct. 25 at Baton Rouge
1953 Tie, 21-21	#14/NR	Oct. 24 at Gainesville
1954 LSU, 20-7	NR/#18	Oct. 23 at Baton Rouge
1955 UF, 18-14	NR/NR	Oct. 15 at Gainesville
1956 UF, 21-6	NR/NR	Oct. 27 at Baton Rouge
1957 UF, 22-14	#10/NR	Oct. 26 at Gainesville
1958 LSU, 10-7	#3/NR	Oct. 25 at Baton Rouge
1959 LSU, 9-0	#1/NR	Oct. 24 at Gainesville
1960 UF, 13-10	NR/NR	Oct. 22 at Baton Rouge
1961 LSU, 23-0	#7/NR	Oct. 28 at Gainesville
1962 LSU, 23-0	#6/NR	Oct. 27 at Baton Rouge
1963 LSU, 14-0	NR/NR	Oct. 26 at Gainesville
1964 UF, 20-6	#6/NR	Nov. 28 at Baton Rouge
1965 UF, 14-7	#5/NR	Oct. 2 at Gainesville
1966 UF, 28-7	NR/#8	Oct. 22 at Baton Rouge
1967 LSU, 37-6	NR/NR	Oct. 7 at Gainesville
1971 LSU, 48-7	#16/NR	Oct. 9 at Baton Rouge
1972 Tie, 3-3	#8/NR	Nov. 25 at Gainesville
1973 LSU, 24-3	#10/NR	Oct. 6 at Baton Rouge
1974 UF, 24-14	NR/#13	Oct. 5 at Gainesville
1975 UF, 34-6	NR/#20	Oct. 4 at Baton Rouge
1976 UF, 28-23	#11/#19	Oct. 2 at Gainesville
1977 LSU, 36-14	NR/#9	Oct. 1 at Baton Rouge
1978 LSU, 34-21	#11/NR	Oct. 7 at Gainesville
1979 LSU, 20-3	#17/NR	Oct. 6 at Baton Rouge
1980 LSU, 24-7	NR/#19	Oct. 4 at Gainesville
1981 UF, 24-10	NR/NR	Oct. 3 at Baton Rouge
1982 LSU, 24-13	NR/#4	Oct. 2 at Gainesville
1983 UF, 31-17	#16/#12	Oct. 1 at Baton Rouge
1984 Tie, 21-21	NR/NR	Sept. 8 at Gainesville
1985 UF, 20-0	#8/#11	Oct. 5 at Baton Rouge
1986 LSU, 28-17	#18/NR	Oct. 4 at Gainesville
1987 LSU, 13-10	#7/#19	Oct. 3 at Baton Rouge
1988 UF, 19-6	#14/#17	Oct. 1 at Gainesville
1989 UF, 16-13	NR/NR	Oct. 7 at Baton Rouge
1990 UF, 34-8	NR/#10	Oct. 6 at Gainesville
1991 UF, 16-0	NR/#13	Oct. 5 at Baton Rouge
1992 UF, 28-21	NR/#23	Oct. 10 at Gainesville
1993 UF, 58-3	NR/#5	Oct. 9 at Baton Rouge
1994 UF, 42-18	NR/#1	Oct. 8 at Gainesville
1995 UF, 28-10	#21/#3	Oct. 7 at Baton Rouge
1996 UF, 56-13	#12/#1	Oct. 12 at Gainesville
1997 LSU, 28-21	#14/#1	Oct. 11 at Baton Rouge
1998 UF, 22-10	#11/#6	Oct. 10 at Gainesville
1999 UF, 31-10	NR/#8	Oct. 9 at Baton Rouge
2000 UF, 41-9	NR/#12	Oct. 7 at Gainesville
2001 UF, 44-15	#18/#2	Oct. 6 at Baton Rouge
2002 LSU, 36-7	#18/#16	Oct. 12 at Gainesville
2003 UF, 19-7	#6/NR	Oct. 11 at Baton Rouge
2004 LSU, 24-21	#24/#12	Oct. 9 at Gainesville
2005 LSU, 21-17	#10/#11	Oct. 15 at Baton Rouge
2006 UF, 23-10	#9/#5	Oct. 7 at Gainesville
2007 LSU, 28-24	#1/#9	Oct. 6 at Baton Rouge
2008 UF, 51-21	#4/#11	Oct. 11 at Gainesville
2009 UF, 13-3	#4/#1	Oct. 10 at Baton Rouge
2010 LSU, 33-29	#12/#14	Oct. 9 at Gainesville
2011 LSU, 41-11	#1/RV	Oct. 8 at Baton Rouge

2012 UF, 14-6	#4/#10	Oct. 6 at Gainesville
2013 LSU, 17-6	#10/#17	Oct. 12 at Baton Rouge
2014 LSU, 30-27	NR/NR	Oct. 11 at Gainesville
2015 LSU, 35-28	#6/#8	Oct. 17 at Baton Rouge
2016 UF, 16-10	#16/#21	Nov. 19 at Baton Rouge
2017 LSU, 17-16	NR/#21	Oct. 7 at Gainesville
2018 UF, 27-19	#5/#22	Oct. 6 at Gainesville

At Baton Rouge: Florida leads 17-16  
At Gainesville: Florida leads 16-13-3  
Ed Orgeron vs. Florida: 1-3

## MISSISSIPPI STATE LSU leads 74-35-3



YEAR RESULTS	AP RANK (LSU/OPP.)	DATE (SITE)
1896 LSU, 52-0	NR/NR	Nov. 20 at Baton Rouge
1902 LSU, 6-0	NR/NR	Nov. 27 at Starkville
1903 MSU, 11-0	NR/NR	Nov. 7 at Starkville
1905 LSU, 15-0	NR/NR	Dec. 1 at Baton Rouge
1906 Tie, 0-0	NR/NR	Oct. 27 at Columbus
1907 LSU, 23-11	NR/NR	Nov. 9 at Baton Rouge
1908 LSU, 50-0	NR/NR	Nov. 7 at Baton Rouge
1909 LSU, 15-0	NR/NR	Oct. 16 at Baton Rouge
1910 MSU, 3-0	NR/NR	Oct. 21 at Columbus
1911 MSU, 6-0	NR/NR	Nov. 12 at Gulfport
1912 MSU, 7-0	NR/NR	Nov. 2 at Baton Rouge
1913 Tie, 0-0	NR/NR	Nov. 15 at Starkville
1915 LSU, 10-0	NR/NR	Oct. 29 at Baton Rouge
1916 LSU, 13-3	NR/NR	Nov. 12 at Starkville
1917 MSU, 9-0	NR/NR	Nov. 29 at Baton Rouge
1919 MSU, 6-0	NR/NR	Nov. 1 at Starkville
1920 MSU, 12-7	NR/NR	Oct. 23 at Baton Rouge
1921 LSU, 17-14	NR/NR	Dec. 3 at Starkville
1922 MSU, 7-0	NR/NR	Nov. 18 at Baton Rouge
1923 MSU, 14-7	NR/NR	Dec. 1 at Starkville
1926 MSU, 7-6	NR/NR	Oct. 23 at Jackson
1927 LSU, 9-7	NR/NR	Oct. 22 at Jackson
1928 LSU, 31-0	NR/NR	Oct. 20 at Jackson
1929 LSU, 31-6	NR/NR	Oct. 19 at Jackson
1930 MSU, 8-6	NR/NR	Oct. 18 at Jackson
1931 LSU, 31-0	NR/NR	Oct. 17 at Baton Rouge
1932 LSU, 24-0	NR/NR	Oct. 15 at Monroe
1933 LSU, 21-6	NR/NR	Nov. 25 at Monroe
1934 LSU, 25-3	NR/NR	Nov. 3 at Baton Rouge
1935 LSU, 28-13	NR/NR	Nov. 9 at Baton Rouge
1936 LSU, 12-0	#7/NR	Nov. 7 at Baton Rouge
1937 LSU, 41-0	#18/NR	Nov. 6 at Baton Rouge
1938 LSU, 32-7	NR/NR	Nov. 5 at Baton Rouge
1939 MSU, 15-12	NR/NR	Nov. 11 at Baton Rouge
1940 MSU, 22-7	NR/#19	Nov. 9 at Baton Rouge
1941 Tie, 0-0	NR/NR	Oct. 11 at Baton Rouge
1942 LSU, 16-6	NR/NR	Oct. 10 at Baton Rouge
1944 MSU, 13-6	NR/NR	Oct. 21 at Baton Rouge
1945 MSU, 27-20	#14/NR	Nov. 10 at Baton Rouge
1946 LSU, 13-6	NR/NR	Oct. 5 at Baton Rouge
1947 LSU, 21-6	NR/NR	Nov. 15 at Baton Rouge
1948 MSU, 7-0	NR/NR	Nov. 13 at Baton Rouge
1949 LSU, 34-7	#16/NR	Nov. 12 at Baton Rouge
1950 MSU, 13-7	NR/NR	Nov. 18 at Baton Rouge
1951 LSU, 3-0	NR/NR	Nov. 17 at Baton Rouge
1952 MSU, 33-14	NR/NR	Nov. 15 at Baton Rouge
1953 MSU, 26-13	NR/NR	Nov. 14 at Baton Rouge
1954 MSU, 25-0	NR/NR	Nov. 13 at Baton Rouge
1955 LSU, 34-7	NR/#18	Nov. 12 at Baton Rouge
1956 MSU, 32-13	NR/NR	Nov. 17 at Baton Rouge
1957 MSU, 14-6	NR/#12	Nov. 16 at Baton Rouge
1958 LSU, 7-6	#1/NR	Nov. 15 at Jackson
1959 LSU, 27-0	#3/NR	Nov. 14 at Baton Rouge
1960 LSU, 7-3	NR/NR	Nov. 12 at Baton Rouge
1961 LSU, 14-6	#4/NR	Nov. 18 at Baton Rouge
1962 LSU, 28-0	#10/NR	Nov. 17 at Jackson
1963 MSU, 7-6	NR/NR	Nov. 16 at Jackson
1964 LSU, 14-10	#9/NR	Nov. 14 at Baton Rouge
1965 LSU, 37-20	NR/NR	Nov. 13 at Baton Rouge
1966 LSU, 17-7	NR/NR	Nov. 12 at Baton Rouge
1967 LSU, 55-0	NR/NR	Nov. 18 at Baton Rouge
1968 LSU, 20-16	NR/NR	Nov. 16 at Baton Rouge
1969 LSU, 61-6	#12/NR	Nov. 15 at Baton Rouge
1970 LSU, 38-7	#9/NR	Nov. 14 at Baton Rouge
1971 LSU, 28-3	#20/NR	Nov. 13 at Jackson
1972 LSU, 28-14	#8/NR	Nov. 18 at Baton Rouge
1973 LSU, 26-7	#7/NR	Nov. 17 at Baton Rouge
1974 MSU, 7-6	NR/NR	Nov. 16 at Jackson
*1975 MSU, 16-6	NR/NR	Nov. 15 at Baton Rouge
*1976 MSU, 21-13	NR/NR	Nov. 13 at Jackson
1977 LSU, 27-24	NR/NR	Nov. 12 at Baton Rouge
1978 MSU, 16-14	#17/NR	Nov. 18 at Jackson





# Series Record vs. 2019 Opponents

1968	UM, 27-24	#14/NR	Nov. 2 at Baton Rouge
1969	UM, 26-23	#8/NR	Nov. 1 at Jackson
1970	LSU, 61-17	#8/#16	Dec. 5 at Baton Rouge
1971	UM, 24-22	#11/NR	Oct. 30 at Jackson
1972	LSU, 17-16	#6/NR	Nov. 4 at Baton Rouge
1973	LSU, 51-14	#7/NR	Nov. 3 at Jackson
1974	LSU, 24-0	NR/NR	Nov. 2 at Baton Rouge
1975	UM, 17-13	NR/NR	Nov. 1 at Jackson
1976	LSU, 45-0	NR/NR	Oct. 30 at Baton Rouge
1977	LSU, 28-21	NR/NR	Oct. 29 at Jackson
1978	LSU, 30-8	#12/NR	Nov. 4 at Baton Rouge
1979	LSU, 28-24	NR/NR	Nov. 3 at Jackson
1980	LSU, 38-16	NR/NR	Nov. 1 at Baton Rouge
1981	Tie, 27-27	NR/NR	Oct. 31 at Jackson
1982	LSU, 45-8	#13/NR	Oct. 30 at Baton Rouge
1983	UM, 27-24	NR/NR	Oct. 29 at Jackson
1984	LSU, 32-29	#15/NR	Nov. 3 at Baton Rouge
1985	LSU, 14-0	#16/NR	Nov. 2 at Jackson
1986	UM, 21-19	#12/NR	Nov. 1 at Baton Rouge
1987	LSU, 42-13	#5/NR	Oct. 31 at Jackson
1988	LSU, 31-20	#13/NR	Oct. 29 at Baton Rouge
1989	LSU, 35-30	NR/NR	Nov. 4 at Oxford
1990	UM, 19-10	NR/#17	Nov. 3 at Baton Rouge
1991	LSU, 25-22	NR/NR	Nov. 2 at Jackson
1992	UM, 32-0	NR/NR	Oct. 31 at Jackson
1993	LSU, 19-17	NR/NR	Oct. 30 at Baton Rouge
1994	UM, 34-21	NR/NR	Oct. 29 at Oxford
1995	LSU, 38-9	NR/NR	Nov. 11 at Baton Rouge
1996	LSU, 39-7	#17/NR	Nov. 16 at Oxford
1997	UM, 36-21	#8/NR	Oct. 18 at Baton Rouge
1998	UM, 37-31(OT)	NR/NR	Oct. 31 at Oxford
1999	UM, 42-23	NR/NR	Oct. 3 at Baton Rouge
2000	LSU, 20-9	NR/NR	Nov. 11 at Oxford
2001	UM, 35-24	NR/NR	Oct. 27 at Baton Rouge
2002	LSU, 14-13	#21/NR	Nov. 23 at Baton Rouge
2003	LSU, 17-14	#3/#15	Nov. 22 at Oxford
2004	LSU, 27-24	#14/NR	Nov. 20 at Baton Rouge
2005	LSU, 40-7	#4/NR	Nov. 19 at Oxford
2006	LSU, 23-20(OT)	#9/NR	Nov. 18 at Baton Rouge
2007	LSU, 41-24	#11/NR	Nov. 17 at Oxford
2008	UM, 31-13	#18/NR	Nov. 22 at Baton Rouge
2009	UM, 25-23	#10/RV	Nov. 21 at Oxford
2010	LSU, 43-36	#5/NR	Nov. 20 at Baton Rouge
2011	LSU, 52-3	#11/NR	Nov. 19 at Oxford
2012	LSU, 41-35	#8/NR	Nov. 17 at Baton Rouge
2013	UM, 27-24	#6/NR	Oct. 19 at Oxford
2014	LSU, 10-7	#24/#3	Oct. 25 at Baton Rouge
2015	UM, 38-17	#17/#22	Nov. 21 at Oxford
2016	LSU, 38-21	#25/#23	Oct. 22 at Baton Rouge
2017	LSU, 40-24	#24/NR	Oct. 21 at Oxford
2018	LSU, 45-16	#6/NR	Sept. 29 at Baton Rouge

At Baton Rouge: LSU leads 41-24-1  
 At Oxford: LSU leads 10-8-1  
 At Jackson: LSU leads 9-6-2  
 At Other Neutral Sites: UM leads 3-2-0  
 Ed Orgeron vs. Ole Miss: 3-0

## ARKANSAS LSU leads 40-22-2



YEAR	RESULTS	AP RANK (LSU/OPP.)	DATE (SITE)
1901	LSU, 15-0	NR/NR	Dec. 5 at Baton Rouge
1906	Tie, 6-6	NR/NR	Nov. 29 at Baton Rouge
1907	LSU, 17-12	NR/NR	Nov. 6 at Baton Rouge
1908	LSU, 36-4	NR/NR	Nov. 26 at Little Rock
1909	UA, 16-0	NR/NR	Nov. 13 at Memphis
1910	UA, 51-0	NR/NR	Nov. 24 at Little Rock
1911	UA, 11-0	NR/NR	Nov. 30 at Little Rock
1912	LSU, 7-6	NR/NR	Nov. 16 at Little Rock
1913	LSU, 12-7	NR/NR	Nov. 8 at Shreveport
1914	UA, 20-12	NR/NR	Nov. 7 at Shreveport
1915	LSU, 13-7	NR/NR	Nov. 5 at Shreveport
1916	LSU, 17-7	NR/NR	Nov. 5 at Shreveport
1917	UA, 14-0	NR/NR	Nov. 3 at Shreveport
1919	LSU, 20-0	NR/NR	Oct. 25 at Shreveport
1920	LSU, 3-0	NR/NR	Nov. 6 at Shreveport
1921	LSU, 10-7	NR/NR	Nov. 5 at Shreveport
1922	UA, 40-6	NR/NR	Oct. 28 at Shreveport
1923	UA, 26-13	NR/NR	Oct. 27 at Shreveport
1924	UA, 10-7	NR/NR	Nov. 1 at Shreveport
1925	UA, 12-0	NR/NR	Oct. 31 at Shreveport
1926	LSU, 14-0	NR/NR	Nov. 6 at Shreveport
1927	UA, 28-0	NR/NR	Oct. 29 at Shreveport
1928	UA, 7-0	NR/NR	Nov. 3 at Shreveport
1929	UA, 32-0	NR/NR	Nov. 2 at Shreveport
1930	LSU, 27-12	NR/NR	Nov. 1 at Shreveport

1931	LSU, 13-6	NR/NR	Oct. 24 at Shreveport
1932	LSU, 14-0	NR/NR	Oct. 22 at Shreveport
1933	LSU, 20-0	NR/NR	Oct. 21 at Shreveport
1934	LSU, 16-0	NR/NR	Oct. 20 at Shreveport
1935	LSU, 13-7	NR/NR	Oct. 19 at Shreveport
1936	LSU, 19-7	#13/NR	Oct. 24 at Shreveport
1947	Tie, 0-0	NR/NR	Jan. 1 at Dallas (Cotton Bowl)
1953	LSU, 9-8	NR/NR	Nov. 21 at Little Rock
1954	LSU, 7-6	NR/#9	Nov. 20 at Shreveport
1955	LSU, 13-7	NR/NR	Nov. 19 at Little Rock
1956	LSU, 21-7	NR/NR	Nov. 24 at Shreveport
1966	LSU, 14-7	NR/#2	Jan. 1 at Dallas (Cotton Bowl)
1992	UA, 30-6	NR/NR	Nov. 27 at Fayetteville
1993	UA, 42-24	NR/NR	Nov. 27 at Baton Rouge
1994	LSU, 30-12	NR/NR	Nov. 26 at Little Rock
1995	LSU, 28-0	NR/#14	Nov. 18 at Baton Rouge
1996	LSU, 17-7	#19/NR	Nov. 29 at Little Rock
1997	LSU, 31-21	#17/NR	Nov. 28 at Baton Rouge
1998	UA, 41-14	NR/#13	Nov. 27 at Little Rock
1999	LSU, 35-10	NR/#17	Nov. 26 at Baton Rouge
2000	UA, 14-3	#24/NR	Nov. 24 at Little Rock
2001	LSU, 41-38	NR/#24	Nov. 23 at Baton Rouge
2002	UA, 21-20	#18/NR	Nov. 29 at Little Rock
2003	LSU, 55-24	#3/NR	Nov. 28 at Baton Rouge
2004	LSU, 43-14	#14/NR	Nov. 26 at Little Rock
2005	LSU, 19-17	#3/NR	Nov. 25 at Baton Rouge
2006	LSU, 31-26	#9/#5	Nov. 24 at Little Rock
2007	UA, 50-48 3ot	#11/NR	Nov. 23 at Baton Rouge
2008	UA, 31-30	NR/NR	Nov. 28 at Little Rock
2009	LSU, 33-30 OT	#17/NR	Nov. 28 at Baton Rouge
2010	UA, 31-23	#6/#13	Nov. 27 at Little Rock
2011	LSU, 41-17	#1/#3	Nov. 25 at Baton Rouge
2012	LSU, 20-13	#8/NR	Nov. 23 at Fayetteville
2013	LSU, 31-27	#15/NR	Nov. 29 at Baton Rouge
2014	UA, 17-0	#20/NR	Nov. 15 at Fayetteville
2015	UA, 31-14	#9/NR	Nov. 14 at Baton Rouge
2016	LSU, 38-10	#19/NR	Nov. 12 at Fayetteville
2017	LSU, 33-10	NR/NR	Nov. 11 at Baton Rouge
2018	LSU, 24-17	#9/NR	Nov. 10 at Fayetteville

At Baton Rouge: LSU leads 12-3-1  
 At Fayetteville: LSU leads 3-2  
 At Little Rock: LSU leads 8-7  
 At Shreveport: LSU leads 16-9  
 At Other Neutral Sites: Tied 1-1-1  
 Ed Orgeron vs. Arkansas: 3-3

## TEXAS A&M LSU leads 33-20-3



YEAR	RESULTS	AP RANK (LSU/OPP.)	DATE (SITE)
1899	A&M, 52-0	NR/NR	Dec. 2 at College Station
1906	A&M, 21-12	NR/NR	Nov. 19 at Baton Rouge
1907	A&M, 11-5	NR/NR	Oct. 21 at College Station
1908	LSU, 26-0	NR/NR	Oct. 17 at New Orleans
1913	Tie, 7-7	NR/NR	Nov. 27 at Houston
1914	A&M, 63-9	NR/NR	Oct. 31 at Dallas
1916	LSU, 13-0	NR/NR	Oct. 14 at Galveston
1917	A&M, 27-0	NR/NR	Oct. 27 at San Antonio
1920	Tie, 0-0	NR/NR	Oct. 16 at College Station
1921	LSU, 6-0	NR/NR	Oct. 15 at Baton Rouge
1922	A&M, 47-0	NR/NR	Oct. 20 at College Station
1923	A&M, 28-0	NR/NR	Oct. 20 at Baton Rouge
1942	LSU, 16-7	NR/NR	Sept. 26 at Baton Rouge
1943	A&M, 28-13	#17/NR	Oct. 9 at Baton Rouge
1944	LSU, 19-14	NR/NR	Jan. 1 at Miami (Orange Bowl)
1945	LSU, 31-12	NR/#17	Oct. 13 at Baton Rouge
1946	LSU, 33-9	#13/NR	Oct. 12 at Baton Rouge
1947	LSU, 19-13	NR/NR	Oct. 11 at Baton Rouge
1948	LSU, 14-13	NR/NR	Oct. 9 at Baton Rouge
1949	LSU, 34-0	NR/NR	Oct. 8 at Baton Rouge
1955	A&M, 28-0	#16/NR	Sept. 24 at Dallas
1956	A&M, 9-6	NR/#9	Sept. 29 at Baton Rouge
1960	LSU, 9-0	NR/NR	Sept. 17 at Baton Rouge
1961	LSU, 16-7	NR/NR	Sept. 30 at Baton Rouge
1962	LSU, 21-0	#5/NR	Sept. 22 at Baton Rouge
1963	LSU, 14-6	NR/NR	Sept. 21 at Baton Rouge
1964	LSU, 9-6	NR/NR	Sept. 19 at Baton Rouge
1965	LSU, 10-0	#8/NR	Sept. 18 at Baton Rouge
1966	Tie, 7-7	NR/NR	Oct. 8 at Baton Rouge
1967	LSU, 17-6	NR/NR	Sept. 30 at Baton Rouge
1968	LSU, 13-12	#20/#13	Sept. 21 at Baton Rouge
1969	LSU, 35-6	NR/NR	Sept. 20 at Baton Rouge
1970	A&M, 20-18	#12/NR	Sept. 19 at Baton Rouge

1971	LSU, 37-0	NR/NR	Sept. 18 at Baton Rouge
1972	LSU, 42-17	#8/NR	Sept. 23 at Baton Rouge
1973	LSU, 28-23	#11/NR	Sept. 22 at Baton Rouge
1974	A&M, 21-14	#7/NR	Sept. 21 at Baton Rouge
1975	A&M, 39-8	NR/#11	Sept. 20 at Baton Rouge
1986	LSU, 35-17	#14/#7	Sept. 13 at Baton Rouge
1987	LSU, 17-3	#6/#15	Sept. 5 at College Station
1988	LSU, 27-0	#17/#11	Sept. 3 at Baton Rouge
1989	A&M, 28-16	#7/NR	Sept. 2 at College Station
1990	LSU, 17-8	NR/#11	Sept. 29 at Baton Rouge
1991	A&M, 45-7	NR/#20	Sept. 14 at College Station
1992	A&M, 31-22	NR/#7	Sept. 5 at Baton Rouge
1993	A&M, 24-0	NR/#5	Sept. 4 at College Station
1994	A&M, 18-13	NR/#15	Sept. 3 at Baton Rouge
1995	A&M, 33-17	NR/#3	Sept. 2 at College Station
2010	LSU, 41-24	#11/#18	Jan. 7 at Arlington (Cotton Bowl)
2012	LSU, 24-19	#6/#20	Oct. 20 at College Station
2013	LSU, 34-10	#18/#9	Nov. 23 at Baton Rouge
2014	LSU, 23-17	NR/NR	Nov. 27 at College Station
2015	LSU, 19-7	NR/NR	Nov. 28 at Baton Rouge
2016	LSU, 54-39	#25/#22	Nov. 24 at College Station
2017	LSU, 45-21	#19/NR	Nov. 25 at Baton Rouge
2018	A&M, 74-72 (7OT)	#8/NR	Nov. 24 at College Station

At Baton Rouge: LSU leads 25-9-1  
 At College Station: Texas A&M leads 8-4-1  
 At Neutral Sites: LSU leads 4-3-1  
 Ed Orgeron vs. Texas A&M: 2-1

## SEC CHAMPIONSHIP GAME



YEAR	RESULTS	DATE	
2001	#21 LSU def. #2 Tennessee (Atlanta, Ga. – Georgia Dome)	Dec. 8	
2003	#3 LSU def. #6 Georgia (Atlanta, Ga. – Georgia Dome)	Dec. 6	
2005	#13 Georgia def. #3 LSU (Atlanta, Ga. – Georgia Dome)	Dec. 3	
2007	#5 LSU def. #14 Tennessee (Atlanta, Ga. – Georgia Dome)	Dec. 1	
2011	#1 LSU def. #12 Georgia (Atlanta, Ga. – Georgia Dome)	Dec. 3	

LSU Record in SEC Championship Game: 4-1



## 11 DEE ANDERSON

**Wide Receiver**  
**6-6 • 229 • Sr. • 3L**  
**Dallas, Texas**  
**DeSoto High School**

One of the tallest receivers in college football, standing 6-feet-6 ... Gives LSU mismatches in the passing game against smaller cornerbacks ... A veteran wide receiver for the Tigers as he enters his senior season at LSU in 2019 ... Played in 19 games during his career, starting six times ... Has 27 career receptions for 392 yards and a score.

### JUNIOR SEASON (2018)

Played in 12 games with four starts ... Caught 20 passes for 274 yards and a touchdown ... Big catch of the year came for eight yards on 3-and-7 late in fourth quarter vs. Auburn that extended LSU's game-winning drive ... Finished Auburn game with three catches for 41 yards ... Had career-best five catches for 80 yards the following week in win over Louisiana Tech ... Caught first TD of season on a 25-yard pass from Joe Burrow on first play of the third OT against Texas A&M that put the Tigers up 49-41 following the two-point conversion ... Finished with a pair catches for 33 yards vs. Aggies ... Caught at least one pass in eight of LSU's 12 games.

### SOPHOMORE SEASON (2017)

Returned to the field after an injury and played the final eight games of the season ... Finished with three receptions for 45 yards ... Caught one pass for 10 yards against Arkansas ... Recorded a pair of catches for 35 yards in the Citrus Bowl against Notre Dame.

### FRESHMAN SEASON (2016)

Played in 11 games with two starts – at Auburn and vs. Louisville ... Finished year with four receptions for 73 yards ... Averaged 18.2 yards a catch ... Hauled in a 42-yard reception from Danny Etling in the fourth quarter against Texas A&M that set up an LSU touchdown ... Caught two passes for 59 yards against the Aggies ... Had two receptions for 14 yards against Florida.

### HIGH SCHOOL

Unanimous four-star recruit on Rivals, Scout, 247Sports, and ESPN ... Ranked as the No. 19 prospect in Texas according to Rivals and listed 187th nationally in the ESPN 300 ... Caught 46 passes for 748 yards and 14 touchdowns as a junior at West Mesquite (Texas) High School ... Transferred to DeSoto High School for his senior season where he was coached by Todd Peterman.

### PERSONAL

Mother is Michelle Anderson ... Born Oct. 6, 1997 ... Majoring in interdisciplinary studies.

### DEE ANDERSON'S CAREER HIGHS

Receptions: 5 vs. Louisiana Tech, 2018  
 Receiving Yards: 80 vs. Louisiana Tech, 2018  
 Touchdowns: 1 vs. Texas A&M, 2018

### DEE ANDERSON'S CAREER STATISTICS

YEAR	G-GS	REC.	YDS	TD	LONG
2016	11-2	4	73	0	42
2017	8-0	3	45	0	30
2018	12-4	20	274	1	25
<b>Total</b>	<b>31-6</b>	<b>27</b>	<b>392</b>	<b>1</b>	<b>42</b>



## 46 ANDRE ANTHONY

**Outside Linebacker**  
**6-4 • 238 • Jr. • 1L**  
**New Orleans, La.**  
**Edna Karr High School**

### • 2017 SEC Academic Honor Roll

Outside linebacker with tremendous upside ... Brings an explosive first step as a pass rushing threat on the defensive side of the ball ... Redshirted as a true freshman in 2016 and then sat out 2017 due to an injury.

### SOPHOMORE SEASON (2018)

Played in 13 games, starting three times ... Starts came vs. Auburn, Ole Miss and Georgia ... Recorded 14 tackles, two QB hurries and recovered a fumble during regular season ... Recorded career-best five tackles and a half-tackle for a 4-yard loss in win over Auburn ... Recovered a fumble against Southeastern Louisiana ... Added three tackles and a QB hurry vs. Southeastern ... Picked up four tackles and a QB hurry in win over Ole Miss.

### REDSHIRT FRESHMAN SEASON (2017)

Did not play in 2017 due to an injury ... Named to the 2017 SEC Academic Honor Roll.

### FRESHMAN SEASON (2016)

Redshirted as a true freshman in 2016.

### HIGH SCHOOL

Ranked as the 15th best weak-side defensive end and the 12th best player in the state of Louisiana according to 247Sports ... Led Miller-McCoy Academy to two consecutive District 10-3A titles before transferring to Edna Karr for his senior campaign ... A participant in the Under Armour All-American Game ... Listed as a consensus four-star prospect from ESPN, 247Sports, Rivals, and Scout ... Compiled 56 total tackles and eight sacks as a senior in 2015 ... His efforts led Karr to the 2015 4A State Championship Game, where the Cougars fell to fellow LSU signee Rashard Lawrence and Neville High School ... Coached by Brice Brown.

### PERSONAL

Mother is Anna Anthony ... Born Nov. 21, 1996 ... Majoring in sport administration.

### ANDRE ANTHONY'S CAREER HIGHS

Tackles: 5 at Auburn, 2018  
 Tackles for loss: 0.5 at Auburn, 2018  
 Quarterback Hurries: 1, 2x (Last: vs. Ole Miss)  
 Fumble recoveries: 1 vs. Southeastern Louisiana

### ANDRE ANTHONY'S CAREER STATISTICS

YEAR	G-GS	UT	AT	TT	TFL	Sacks	PBU	QBH	INT	FF	FR
2017	0-0	0	0	0	0	0	0	0	0	0	0
2018	13-3	5	9	14	0.5-4	0.5-4	0	2	0	0	1
<b>Total</b>	<b>13-3</b>	<b>5</b>	<b>9</b>	<b>14</b>	<b>0.5-4</b>	<b>0.5-4</b>	<b>0</b>	<b>2</b>	<b>0</b>	<b>0</b>	<b>1</b>



## 32 AVERY ATKINS

**Placekicker/Kickoff Specialist**  
**6-1 • 210 • So. • 1L**  
**Auburn, Ala.**  
**Auburn High School**

### • 2018 SEC First-Year Academic Honor Roll

Extremely talented kicker that routinely kicks the ball out of the endzone on kickoffs ... Has tremendous leg strength with outstanding technique and pinpoint accuracy ... Serves as LSU's kickoff specialist and will be in the mix for placekicking duties in 2019 ... Had as big an impact on LSU's success in 2018 as any other player on the roster as 90 percent (71-of-79) of his kickoffs went for touchbacks as the Tigers allowed only 126 kickoff return yards ... Earned a spot on the 2018 SEC First-Year Academic Honor Roll.

### TRUE FRESHMAN SEASON (2018)

Played in all 13 games for the Tigers as true freshman ... Handled every kickoff for LSU, with 71 of his 79 kicks going for touchbacks ... Allowed only six kick returns all season for 126 yards ... Longest return of year against LSU kickoff unit was 36 yards ... Set school record for touchbacks (71) ... LSU led the nation in fewest kickoff return yards allowed (126), ranked No. 3 in kickoff returns allowed (6) and was No. 5 in touchbacks (71) ... Had nine kickoffs against both Georgia and UCF ... Set a career-best with eight touchbacks in win over Georgia ... Went the entire season without kicking a ball out of bounds.

### HIGH SCHOOL

One of the top kickers in the nation, listed as a four-star prospect according to Kohl's Kicking Professional Camps ... Earned three letters in football as a safety, kicker and punter at Auburn High School in Auburn, Ala. ... Named team captain as a senior in 2017 ... Regarded as a member of the 2017 Alabama Sports Writers Association 7A All-State Team as an athlete ... Garnered All-State honors in 2016 for his play at safety ... Was named an All-Region Safety and was the X-Factor Athlete per Opelika-Auburn News in 2016 ... A two-time Auburn Villager Athlete of the Week, earning the honor once in 2015 and in 2017 ... Led his teams to a 10-2 record during his senior campaign and an 8-4 record as a junior ... Coached by Adam Winegarden ... Also was a five-time letterman in soccer where he was a center forward coached by Bill Ferguson ... Led Auburn to the 2018 7A Alabama State Soccer Championship ... Earned Varsity Soccer MVP in the 2016 and 2018 seasons ... Was named the Clutch Player of the Year in the 2014 and 2015 campaigns.

### PERSONAL

Full name is Jack Avery Atkins ... Goes by Avery ... Born on June 11, 1999 in Birmingham, Alabama ... Parents are Jack and Nikki Atkins ... Has one sister, Taylor ... Chose to attend LSU over offers from Ivy League Schools, including Harvard and Yale ... Credits the people at LSU, including Ed Orgeron, Greg McMahon and Sam Nader along with the fans as some of the main reasons he was influenced to attend LSU ... Majoring in biomedical engineering.

### ATKINS' CAREER HIGHS

Kickoffs: 9, 2x (Last: vs. UCF, 2019 Fiesta Bowl)  
 Kickoff Yards: 585 vs. Georgia, 2018  
 Touchbacks: 8 vs. Georgia, 2018

### ATKINS' CAREER KICKOFF STATISTICS

YEAR	G	NO.	YDS.	AVG.	TB	OB
2018	13	79	5,014	63.5	71	0
<b>TOTAL</b>	<b>13</b>	<b>79</b>	<b>5,014</b>	<b>63.5</b>	<b>71</b>	<b>0</b>



## 23 MICAH BASKERVILLE

### Linebacker

6-2 • 233 • So. • 1L

Shreveport, La.

Evangel Christian Academy

Middle linebacker for the Tigers that saw significant playing time as a true freshman in 2018 ... Played in eight games, starting once ... Drew the starting assignment in place of an injured Jacob Phillips against Florida ... Finished rookie season with 18 tackles and a half-tackle for loss ... Arrived on campus in January of 2018 as an early enrollee and participated in spring practice.

### TRUE FRESHMAN SEASON (2018)

Played in eight games with one start ... Started against Florida and responded by leading the Tigers in tackles with a career-best 11 ... Had six tackles in LSU debut vs. Southeastern Louisiana ... Came off bench to replace Jacob Phillips in 7OT game vs. Texas A&M (Note: Phillips was ejected for targeting in third OT).

### HIGH SCHOOL

A four-year starter for Evangel Christian Academy ... Led team in tackles as a senior ... Helped his team reach the Division I state semifinals in 2017 ... Ended his senior campaign with 80 tackles and four sacks, which garnered him a bid to the 2018 U.S. Army All-American Bowl ... A four-star prospect per 247Sports and Rivals ... Three-star recruit by Scout and ESPN ... Ranked as the top inside linebacker in the state of Louisiana and No. 6 in the nation by 247Sports ... Ranked No. 138 overall by 247Sports ... Notched the 46th spot on the 2018 top outside linebacker list by ESPN ... Claimed the 24th ranking in the 2018 Louisiana Top-55 list and the No. 240 spot in the 2018 prospect ranking list on Rivals ... Earned a spot showcasing his athletic abilities in Nike's The Opening Finals in Oregon ... Coached by former LSU standout Byron Dawson, who played defensive tackle for the Tigers from 1999-2002.

### MICAH BASKERVILLE'S CAREER HIGHS

Tackles: 11 at Florida, 2018

Tackles for loss: 0.5 at Florida, 2018

### MICAH BASKERVILLE'S CAREER STATISTICS

YEAR	G-GS	UT	AT	TT	TFL	Sacks	PBU	QBH	INT	FF	FR
2018	8-1	7	11	18	0.5-1	0-0	0	0	0	0	0
<b>Total</b>	<b>8-1</b>	<b>7</b>	<b>11</b>	<b>18</b>	<b>0.5-1</b>	<b>0-0</b>	<b>0</b>	<b>0</b>	<b>0</b>	<b>0</b>	<b>0</b>



## 75 ANTHONY BRADFORD

### Offensive Line

6-7 • 355 • Fr. • HS

Muskegon, Mich.

Muskegon High School

The physical offensive tackle is a consensus four-star prospect ... Tremendous upper body strength giving him the ability to push the pile ... Excels in run blocking ... The No. 11 offensive tackle prospect in the nation and No. 3 overall prospect from the state of Michigan according to Rivals... Played both left tackle and right tackle during his prep career ... Blocked for a quarterback who broke the Muskegon High School passing record, the winningest program in Michigan state high school history... Won three Division 3 state titles in Michigan and helped lead Muskegon to a 27-game winning streak ... Won the "Big Man Bench" at the Rivals100 Five-Star Challenge in the summer of 2018, pumping out 31 reps in the 225-pound bench press ... Just a freshman, is one of the biggest players on the LSU team as he measured 6-foot-7 and 355 pounds when he arrived for summer school in June.



## 15 MYLES BRENNAN

### Quarterback

6-5 • 183 • So. • 1L

Long Beach, Miss.

St. Stanislaus High School

A pocket passer who has impressive arm strength and accuracy ... Has a big arm and can make all of the throws necessary to be a quarterback in the SEC ... Enters third season with the Tigers in 2019 ... Redshirted as a true sophomore in 2018 after appearing in only one contest ... More than capable to be inserted into any game and operate the offense ... Has gotten both bigger and stronger since arriving on campus as one of the most highly sought after recruits for the class of 2017 ... Has played in seven games during his LSU career throwing for 247 yards and one touchdown.

### SOPHOMORE SEASON (2018)

Played in one game, seeing action in LSU's home finale against Rice ... Connected on 4-of-6 passes for 65 yards in the win over the Owls.

### TRUE FRESHMAN SEASON (2017)

Played in six games with 14 completions on 24 attempts for 182 yards and a touchdown ... Made his first appearance in the season opener against BYU and completed one pass for 12 yards ... Threw for a season-high 75 yards on four passes against Syracuse ... Fired his first touchdown pass and finished 4-for-7 for 68 yards against Troy ... Entered in the fourth quarter and completed three passes in his only road experience at Alabama.

### HIGH SCHOOL

One of the top quarterback prospects in the country coming out of high school in 2017 ... Consensus four-star prospect by all major sites ... Ranks as the No. 4 pocket passer by ESPN ... Listed as the No. 6 pro-style quarterback in the 247Sports composite rankings ... Holds the Mississippi high school career records for total offense (16,168 yards), passing touchdowns (166) and passing yards (15,138) ... Completed 275-of-399 passes for 3,982 yards with 48 touchdowns and only three interceptions as senior ... Did not record an interception until the postseason of his senior campaign ... Led the offense with 455 yards rushing and nine touchdowns in 2016 ... Passed for 5,248 yards, 53 touchdowns and eight interceptions in 15 games as a junior ... Broke the St. Stanislaus single-season record for passing yards and touchdowns during his sophomore campaign as he completed 409-of-582 passes for 5,797 yards and 64 touchdowns with only 14 interceptions ... Led St. Stanislaus to consecutive appearances in the 2014 and 2015 Class 4A state championship game ... Received the inaugural Mississippi Class 4A Mr. Football in 2016 ... Named the Biloxi Sun Herald Player of the Year in 2014, 2015 and 2016, becoming the first football player to earn the honor in three consecutive seasons ... Invited to compete in the Under Armour All-American game and served as a team captain where he led all passers in the game, completing 7-of-13 passes for 111 yards and one touchdown ... Competed in the Elite 11 in the summer of 2016 at Redondo Beach, California, and finished second in the nation's premier quarterback competition to qualify to participate in Nike's The Opening in Oregon ... Participated in the Mississippi-Alabama All Star Game in 2016 ... Rated as high as the No. 96 player by ESPN ... Listed in the top-300 by Scout, Rivals and 247Sports ... A member of the Clarion Ledger's Dandy Dozen ... Amassed a 34-8 record in three seasons with 16,168 total yards and 188 total touchdowns ... Coached by Bill Conides.

### PERSONAL

Parents are Megan and Owen Brennan ... Born March 2, 1999 ... Another member of LSU's team whose family was impacted by Hurricane Katrina in 2005 ... Was living in Bay St. Louis, Mississippi, when Katrina hit ... His dad Owen played linebacker at Tulane and his mom Megan was the first female to earn an athletic scholarship for the Green Wave, playing both volleyball and basketball ... Has two old-er brothers, Bo and Hunter ... Majoring in sport administration.

### MYLES BRENNAN'S CAREER PASSING HIGHS

Pass attempts: 7 vs. Troy, 2017

Pass completions: 4, 3x (Last: vs. Rice, 2018)

Pass yards: 75 vs. Syracuse, 2017

Pass TDs: 1 vs. Troy, 2017

Had intercepted: 1, 2x (Last: vs. Troy, 2017)

Long pass: 48 vs. Troy, 2017

### MYLES BRENNAN'S CAREER RUSHING HIGHS

Rush attempts: 3 at Alabama, 2017

Rush yards: 7 vs. Chattanooga, 2017

Long rush: 6 vs. Chattanooga, 2017

### MYLES BRENNAN'S CAREER STATISTICS

#### PASSING

YEAR	G-GS	COMP	ATT	INT	YDS	TD	LONG
2017	6-0	14	24	2	182	1	48
2018	1-0	4	6	0	65	0	39
<b>Total</b>	<b>7-0</b>	<b>18</b>	<b>30</b>	<b>2</b>	<b>247</b>	<b>1</b>	<b>48</b>

#### RUSHING

YEAR	ATT	YDS	TD	LONG
2017	9	-6	0	6
2018	0	0	0	0
<b>Total</b>	<b>9</b>	<b>-6</b>	<b>0</b>	<b>6</b>



## 9 MARCEL BROOKS

### Safety

6-2 • 194 • Fr. • HS

Fort Worth, Texas

Marcus High School

Talented athlete who played outside linebacker, safety and wide receiver in high school ... A tremendous all-around football player that starred on both sides of the football in high school ... A consensus four-star recruit who was listed in the ESPN300 at No. 97 ... Caught 31 passes for 635 yards in his primary position of receiver in 2018 ... Listed as the No. 2 outside linebacker by 247Sports, the No. 3 prospect in Texas and the No. 23 national prospect ... Ranked the No. 3 outside linebacker prospect, the No. 9 prospect in Texas and the No. 58 national recruit by Rivals ... Played in the 2019 Army All-American Bowl as well as the 2019 Polynesian Bowl ... Led all players with seven tackles, including one for a loss in the All-America Bowl ... Named second team prep All-America by MaxPreps ... Coached by Kevin Atkinson.



## 89 COLBY BRUNET

**Wide Receiver**

**5-11 • 186 • Jr. • 1L**

**Metairie, La.**

**Archbishop Rummel High School**

**• 2018 SEC Academic Honor Roll**

A walk-on that has worked his way into playing time for the Tigers ... Backup wide receiver that sees action on special teams ... Has seen action in nine games during his career, all coming in 2018 ... Member of the 2018 SEC Academic Honor Roll ... Majoring in business administration.

**SOPHOMORE SEASON (2018)**

Played in nine games, all on special teams ... Saw first action of career in season-opening win over Miami ... Played in five SEC games and LSU's Fiesta Bowl win over UCF.

**FRESHMAN SEASON (2017)**

Did not see any action as a freshman in 2017.

**HIGH SCHOOL**

Key member of Rummel team that played in three state championship games ... As a senior, caught 32 passes for 400 yards and three touchdowns in helping Rummel to an appearance in the state title game.



## 9 JOE BURROW

**Quarterback**

**6-4 • 216 • Sr. • 1L**

**Athens, Ohio**

**Athens HS/Ohio State**

- 2019 Fiesta Bowl Offensive Player of the Game (vs. UCF)
- 2018 LSU Permanent Team Captain
- 2018 SEC Academic Honor Roll
- 2018 Davey O'Brien Great Eight List (vs. Georgia)
- 2018 Davey O'Brien Great Eight List (vs. Ole Miss)
- 2018 SEC Player of the Week (vs. Ole Miss)
- 2018 SEC Player of the Week (at Auburn)
- 2018 Ohio State University Graduate (B.A. Consumer & Family Financial Services)
- 2016 Academic All-Big Ten Conference
- 2016 Ohio State Scholar-Athlete

Returns as LSU's starting quarterback in 2019 after bursting onto the scene with an outstanding first year with the Tigers in 2018 ... Extremely intelligent player that spends most of his spare time watching film ... A true student of the game that takes full advantage of his football knowledge ... Grew up in a football family as his father Jimmy recently retired is the longtime defensive coordinator at Ohio University ... Gritty competitor that isn't fazed by a big hit ... Has the toughness and mindset of an offensive lineman ... Can make all the throws necessary and doesn't shy away from contact ... Is a threat in the running game for the Tigers as well ... Graduate transfer from Ohio State that started all 13 games for LSU in 2018, guiding the Tigers to a 10-3 overall mark and a No. 6 final national ranking ... Joined Zach Mettenberger (10-3 in 2012) as the only first-time starters in school history to win at least 10 games in his first season ... Became first quarterback in school history to lead LSU to four wins over Top 10 ranked teams in a season ... Also the first player in LSU history to throw for 2,500 yards and rush for 350 yards or more in a season ... Set or tied eight school records in 2018 ... Pursuing a master's degree in liberal arts at LSU after earning a bachelor's degree in consumer and family financial services from Ohio State in 2018 ... Named a permanent team captain for LSU following the 2018 regular season ... Aspires to work on the trading floor on Wall Street once his football playing days are over ... During one offseason, he did an internship with Goldman Sachs ... Attended the Manning Passing Academy in June of 2019.

**JUNIOR SEASON (2018) – AT LSU**

LSU's starting quarterback for all 13 games ... Posted a 10-3 mark as the starter, leading LSU to five wins over Top 25 teams, including four over teams ranked in the Top 10 ... First player in LSU history to throw for 2,500 yards and rush for at least 350 yards in a season ... Capped year completing 219-of-379 passes for 2,894 yards, 16 touchdowns and only five interceptions ... Added another 399 rushing yards and seven TDs on 128 carries ... Tied LSU record for rushing TDs in a season by a QB with seven ... In LSU's Fiesta Bowl win over Central Florida, threw for a career-best 394 yards and tied a school bowl record with four passing TDs ... His 394 passing yards vs. UCF ranks No. 3 in school history ... Did all of this despite nearly being knocked out of the game on a blindsided hit following an interception ... Regrouped after that hit and guided LSU to touchdowns on its next three possessions as the Tigers overcame a 14-3 first quarter

deficit to win 40-32 over No. 7 UCF ... In regular-season finale, set or tied multiple school records in LSU's historic 70T game against Texas A&M ... Set school-record by accounting for six TDs vs. A&M (3 rushing, 3 passing) ... Carried 29 times for 100 yards against the Aggies becoming the first LSU QB to have that many carries in a game since 1943 when Steve Van Buren set the school-record with 43 carries (132 yards) vs. LSU Army Specialists ... Accounted for 370 yards of total offense vs. A&M (270 passing, 100 rushing) ... Set LSU record for total plays in a game with 67 vs. the Aggies (38 passes, 29 rushes) ... Also produced only the ninth 100-yard rushing game by a LSU QB with 100 yards on the ground against the Aggies ... Had his first 300-yard passing game against Rice with 307 yards on 20-of-28 passing ... In first LSU start (and first collegiate start), led Tigers to a 33-17 win over No. 8 Miami ... Against Auburn, threw a 71-yard TD pass to Derrick Dillon in the fourth quarter to pull LSU to within 21-19 with 8:18 to play ... Directed the Tigers on a 14-play, 52-yard game-winning drive capped with a 42-yard Cole Tracy field goal as time expired to beat No. 7 Auburn, 22-21 ... Finished Auburn game with 249 passing yards and a TD to go with 22 rushing yards ... Led LSU to 36-16 upset over No. 2 Georgia by throwing for 200 yards and rushing for 66 yards and TDs against the Bulldogs ... Against Georgia, had a 59-yard run in the fourth quarter that setup a 4-yard TD by Nick Brossette that put the game out of reach at 36-16 with 4:14 to play ... Named SEC Offensive Player of the Week for his performance against Ole Miss as he accounted for 388 yards of offense (292 passing, 98 rushing) in the 45-16 win over the Rebels ... The 388 yards of total offense ranks No. 6 in school history ... Didn't throw an interception until the Florida game, throwing a school-record 158 passes without an interception ... Threw 10 TD passes over the final four games of the season ... Threw for a combined 971 yards (323.7 per game) over LSU's final three games in 2018 ... Directed LSU to five wins over Top 25 teams, including four against Top 10 opponents (No. 8 Miami, No. 7 Auburn, No. 2 Georgia, and No. 7 Central Florida) ... Other Top 25 win came against No. 22 Mississippi State ... Set LSU single-season records for passing attempts (399), passes without an interception (158), and total plays (507) ... Tied LSU single-season record for rushing TDs by a QB (7) ... His 219 completions in 2018 rank No. 3 in school history, while his 2,894 passing yards stand as the fourth-highest total in school history ... He ranks No. 2 in school history in total yards in a season with 3,292 and his 253.2 total yards per game is the second-highest total in LSU history.

**SOPHOMORE SEASON (2017) – AT OHIO STATE**

Played in four games with no starts ... Completed 7-of-11 passes for 61 yards ... Saw action in wins over UNLV, Rutgers, Nebraska and Illinois ... Completed all four of his passes for 37 yards against UNLV and was 2-of-2 for 20 yards against Rutgers.

**REDSHIRT FRESHMAN SEASON (2016) – AT OHIO STATE**

Saw action in six games with no starts ... Served as the backup to starter J.T. Barrett ... Connected on 22-of-28 passes for 226 yards and a pair of scores ... Also rushed for 58 yards and a TD ... Best game came in a 62-3 win over Nebraska when he completed all six of his passes for 62 yards ... Also rushed for a TD in the win over the Cornhuskers ... Other TD passes came in wins over Bowling Green and Maryland.

**FRESHMAN SEASON (2015) – AT OHIO STATE**

Redshirted as a true freshman in 2015.

**HIGH SCHOOL**

Rated as a four-star prospect by ESPN, Scout, and 247Sports as a senior at Athens (Ohio) High School ... Led his team to three straight playoff appearances from 2012-14 ... Guided team to seven playoff wins over the three year span, which at the time, were the only post-season victories in school history ... Selected as Ohio Mr. Football and first team All-state as selected by the Associated Press after leading Athens to a state runner-up finish in 2014 ... Earned Ohio Division III Co-Offensive Player of the Year as a senior in 2014 after throwing for nearly 4,500 yards and 63 touchdowns with only two interceptions as a senior ... In 2013, named the Ohio Gatorade Player of the Year and AP All-State ... For his high school career, passed for 11,400 yards with 157 touchdowns and added another 2,000 yards and 27 TDs on the ground ... Standout point guard on the basketball team as well, turning down several mid-major offers to play college basketball ... First team All-State point guard as a senior.

**PERSONAL**

Parents are Robin and Jimmy Burrow ... His dad, along with his two older brothers – Jamie and Dan – all played football at Nebraska ... His dad coached Joe's two older brothers at Nebraska ... Grew up in a football family as his dad had been a college football coach every day of Joe's life until his recent retirement from the game following the 2018 season ... Past coaching stops for his dad include Iowa State in Ames, Iowa, which is where Joe was born, along with Nebraska, North Dakota State and Ohio University ... Pursuing a master's in liberal arts.

**JOE BURROW'S CAREER STATISTICS**

PASSING								
YEAR	G-GS	COMP	ATT	PCT.	YDS	TD	INT	LONG
AT OHIO STATE								
2016	6-0	22	28	78.6	226	2	0	36
2017	4-0	7	11	63.6	61	0	0	16
<b>OSU TOTAL</b>	<b>10-0</b>	<b>29</b>	<b>39</b>	<b>74.3</b>	<b>287</b>	<b>2</b>	<b>0</b>	<b>36</b>
AT LSU								
2018	13-13	219	379	57.8	2,894	16	5	71
<b>LSU TOTAL</b>	<b>13-13</b>	<b>219</b>	<b>379</b>	<b>57.8</b>	<b>2,894</b>	<b>16</b>	<b>5</b>	<b>71</b>

**RUSHING**

YEAR	ATT	YDS	AVG.	TD	LONG
AT OHIO STATE					
2016	12	58	4.8	1	12
2017	3	-5	-1.7	0	4
<b>OSU TOTAL</b>	<b>15</b>	<b>53</b>	<b>3.5</b>	<b>1</b>	<b>12</b>

**AT LSU**

2018	128	399	3.1	7	59
<b>LSU TOTAL</b>	<b>128</b>	<b>399</b>	<b>3.1</b>	<b>7</b>	<b>59</b>

**JOE BURROW'S CAREER PASSING HIGHS**

Completions: 25 at Texas A&M, 2018  
 Attempts: 38 at Texas A&M, 2018  
 Yards: 394 vs. Central Florida, 2019 Fiesta Bowl  
 Long: 71 at Auburn, 2018  
 Touchdowns: 4 vs. Central Florida, 2019 Fiesta Bowl

**JOE BURROW'S CAREER RUSHING HIGHS**

Attempts: 29 at Texas A&M, 2018  
 Yards: 100 at Texas A&M, 2018  
 Long: 59 vs. Georgia, 2018  
 Touchdowns: 3 at Texas A&M, 2018

**JOE BURROW IN THE LSU RECORD BOOKS****PASSING RECORDS****Passing Yards (Game)**

No. 3 394 vs. Central Florida (2019 Fiesta Bowl)

**Passing Yards (Season)**

No. 4 2,984 (2018)

**TD Passes (Game)**

tNo.2 4 vs. Central Florida (2019 Fiesta Bowl)

**Attempts (Season)**

No. 1 399 (2018)

**Completions (Season)**

No. 3 219 (2018)

**Consecutive Passes Without an Interception (Game)**

No. 6 38 vs. Texas A&M

**Consecutive Passes Without an Interception (Season)**

No. 1 158 (2018)

**Pass Yards Gained Per Play (Game)**

No. 4 11.58 vs. Central Florida (2019 Fiesta Bowl)

**Passing Yards Per Game (Season)**

No. 5 222.6 (2018)

**300-Yard Passing Games (Season)**

tNo. 3 2 (2018)

**RUSHING RECORDS****Rushing Touchdowns by a QB (Game)**

tNo. 1 3 vs. Texas A&M (2018)

**Rushing Touchdowns by a QB (Season)**

tNo. 1 7 (2018)

**Rushing Yards by a QB (Game)**

tNo. 8 100 vs. Texas A&M (2018)

**Rushing Yards by a QB (Season)**

No. 5 399 (2018)

**TOTAL OFFENSE RECORDS****Total Plays (Game)**

No. 1 67 vs. Texas A&M (2018) – 38 passing, 29 rushing

**Total Plays (Season)**

No. 1 507 (2018) – 379 passing, 128 rushing

**Total Yards (Game)**

No. 3 418 vs. Central Florida (2019 Fiesta Bowl) – 394 passing, 24 rushing  
 No. 6 388 vs. Ole Miss, 2018 – 292 passing, 96 rushing  
 No. 9 370 vs. Texas A&M (2018) – 270 passing, 100 rushing

**Total Yards (Season)**

No. 2 3,292 (2018) – 2,894 passing, 399 rushing

**Total Yards Per Game (Season)**

No. 2 253.2 (2018) – 3,293 in 13 games

**Touchdowns Responsible For (Game)**

No. 1 6 vs. Texas A&M (2018) – 3 rushing, 3 passing

**Touchdowns Responsible For (Season)**

tNo. 6 23 (2018) – 16 passing, 7 rushing

**BOWL GAME RECORDS****Passing Attempts**

tNo. 4 34 vs. Central Florida (2019 Fiesta Bowl)

**Passing Completions**

tNo. 2 21 vs. Central Florida (2019 Fiesta Bowl)

**Passing Yards**

No. 2 394 vs. Central Florida (2019 Fiesta Bowl)

**Passing Touchdowns**

tNo. 1 4 vs. Central Florida (2019 Fiesta Bowl)

**71 DONAVAHN CAMPBELL****Guard**

**6-4 • 351 • Jr. • 1L**

**Ponchatoula, La.**

**Ponchatoula High School**

Continues pushing for playing time on LSU's offensive line ... Can play either guard position ... Has played in eight games during his LSU career.

**JUNIOR SEASON (2018)**

Saw action in three games ... Had best outing of career against Ole Miss, seeing action on 63 offensive snaps in the LSU victory ... Also played against Mississippi State and Rice.

**SOPHOMORE SEASON (2017)**

Played in one game and served as backup at left guard ... Redshirted the 2017 campaign.

**TRUE FRESHMAN SEASON (2016)**

Played in four games, all in a backup role as a true freshman ... Saw action against Jacksonville State (nine plays), Missouri (seven plays), Southern Miss (one play) and Arkansas (five plays) ... Recorded three knockdown blocks, two coming against Jacksonville State.

**HIGH SCHOOL**

The top offensive guard prospect in the state of Louisiana as a senior in 2015 ... Four-star rating from ESPN, Scout, Rivals and 247Sports ... Played defensive tackle primarily for first two years of high school before switching to the offensive line as a junior and senior ... Helped Ponchatoula High School to a 9-4 overall record and advance to the quarterfinals of the Louisiana 5A playoffs in 2015 ... Ponchatoula upset top-ranked West Monroe in the second round of the high school playoffs in 2015 ... Rated as the No. 11 player in Louisiana according to ESPN and Rivals ... Also ranked in the ESPN 300 ... Member of the Advocate Super Dozen ... Selected to the All-USA Louisiana First Team Offense ... Coached by Hank Tierney.

**PERSONAL**

Mother is Lakeasha Campbell ... Born July 28, 1998 ... Brother Christian is a senior defensive back for Georgia Tech ... Majoring in interdisciplinary studies.

**44 TORY CARTER****Fullback**

**6-2 • 259 • Jr. • 2L**

**Valdosta, Ga.**

**Lee County High School**

A powerful fullback expected to help pave the way for LSU's primary ball carriers again in 2019 ... Has good hands out of the backfield and serves as an asset in the passing game when called upon ... Relishes the big block, much like that of his dad James Carter, who played fullback and defensive tackle for Georgia Southern, winning back-to-back 1-AA national titles in 1985 and 1986 ... James earned 1-AA All-America honors from Sporting News in 1986 ... Has seen action in 24 games with five starts.

**SOPHOMORE SEASON (2018)**

LSU's starting fullback in 2018 ... Played in 12 games, starting four times ... Rushed twice for four yards and caught four passes for 39 yards and a touchdown ... Biggest play as a Tiger came in the fifth OT vs. Texas A&M when he caught an 11-yard TD pass from running back Clyde Edwards-Helaire that put the Tigers up 58-52 ... Had a 10-yard reception in win over No. 2 Georgia and one for six yards in road win over Arkansas ... Rushed for two yards on one carry against both Louisiana Tech and Ole Miss in back-to-back weeks.

## FRESHMAN SEASON (2017)

Played in the final 12 games of the season and earned one start at tight end against Syracuse ... Finished his first season with six catches for 61 yards and a touchdown ... Made his first career reception against Troy ... Caught his first career touchdown pass, a two-yard reception from Danny Etling against Florida for a crucial score ... Also made several crucial blocks in the win over Florida on LSU's receiver-run jet sweeps ... Had one reception for 15 yards against Arkansas and a pair of catches for 32 yards against Texas A&M, including a career-long 28-yard catch and run against the Aggies that help setup a second-quarter field goal that gave LSU a 20-0 advantage.

## HIGH SCHOOL

Consensus three-star prospect by all major sites ... Listed as the No. 1 fullback by Scout.com and the No. 3 fullback by 247Sports ... Massive contributor to the Lee County High School team on both sides of the ball ... Served as the dominant lead blocker on offense ... Also played defensive end where he recorded 52 tackles, including 11 for loss, and nine sacks during his senior season ... Named to the Albany Herald All-Area first team ... Earned a spot on Region 1-6A's defensive first team ... Coached by Dean Fabrizio.

## PERSONAL

Parents are Robin and James Carter ... Born March 16, 1999 ... Majoring in sport administration.

## TORY CARTER'S CAREER HIGHS

Carries: 1, 2x (Last: vs. Ole Miss, 2018)  
Rushing Yards: 2, 2x (Last: vs. Ole Miss 2018)  
Receptions: 2, 3x (Last: at Texas A&M, 2018)  
Receiving yards: 32 vs. Texas A&M, 2017  
Receiving TDs: 1, 2x (Last: at Texas A&M, 2018)  
Long reception: 28 vs. Texas A&M, 2017

## TORY CARTER'S CAREER STATISTICS

### RUSHING

YEAR	G-GS	ATT	YDS.	TD	LONG
2017	12-1	0	0	0	0
2018	12-4	2	4	0	2
<b>Total</b>	<b>24-5</b>	<b>2</b>	<b>4</b>	<b>0</b>	<b>2</b>

### RECEIVING

YEAR	REC.	YDS.	TD	LONG
2017	6	61	1	28
2018	4	39	1	12
<b>Total</b>	<b>10</b>	<b>100</b>	<b>2</b>	<b>28</b>



## 18 K'LAVON CHAISSON

**Outside Linebacker**  
**6-4 • 238 • So. • 1L**  
**Houston, Texas**  
**North Shore High School**

# 18

- 2019 No. 18 Jersey
- 2018 SEC Academic Honor Roll
- 2017 SEC Academic Honor Roll
- 2017 Freshman All-SEC

Explosive outside linebacker that has the ability and the drive to be one of the best to ever play the position for the Tigers by the time his LSU career is over ... Had sophomore season cut short after just one game due to injury ... Is fully recovered and will be back at full strength in 2019 ... Possesses tremendous quickness along with a great first step making him an ideal edge rusher for the Tigers ... Can drop into pass coverage with ease ... Has drawn comparisons to former LSU standouts Barkevious Mingo and Arden Key ... Well-rounded talent as he has twice been named to the SEC Academic Honor Roll in 2017 and 2018 ... Earned Freshman All-SEC Honors in 2017 ... As a true freshman played in 12 games with three starts ... Finished rookie season with the Tigers with 27 tackles and a pair of sacks ... Another in a long line of Houston-area standouts to make an impact with the Tigers ... For career, has played in 13 games, starting four times ... Has 32 career tackles, 5.5 tackles for loss and 3.0 sacks to his credit ... Listed as a sophomore again in 2019 after qualifying for a redshirt season in 2018 Name is pronounced KAY-Luh-Vahn Chase-on.

## SOPHOMORE SEASON (2018)

Had season cut short after only one game, suffering a season-ending injury in the fourth quarter in win over Miami ... Made big impact in win over the Hurricanes with five tackles, including a fourth quarter sack for an 8-yard loss ... Missed remainder of season.

## FRESHMAN SEASON (2017)

Played in 12 games with starts against BYU in the season opener, Chattanooga and Tennessee ... Became the eighth LSU true freshman since 2000 to start a season opener ... Finished the season with 27 tackles, two sacks and 4.5 tackles for loss ... Recorded at least one tackle in 10 games ... Had season-highs of four tackles against Chattanooga, Syracuse and Troy ... Posted 2.5 tackles for loss, including a pair of sacks totaling 15-yards in losses in win over Chattanooga.

## HIGH SCHOOL

One of the top defensive ends in the country ... Considered a raw talent as he only played two seasons of varsity football in high school ... A five-star recruit by Scout ... Rated as a four-star prospect by 247Sports, ESPN and Rivals ... No. 34 on the ESPN 300 list and ranked by the site as the fourth-best prospect at his position and seventh-best in the state of Texas ... Ranked at No. 33 and No. 37 overall by Scout and 247Sports, respectively ... The nation's No. 5-rated weak side linebacker ... Played key role in North Shore's state title win over Austin's Westlake in 2015 ... Earned defensive MVP honors in the 6A Division I state title game, a contest that he helped save in overtime when he sniffed out a jet-sweep pass on fourth-and-goal ... Also had a forced fumble, two sacks, and four tackles for loss in the title game ... Named to the Texas AP 6A All-State team ... Finished his senior season with 50 tackles, 13 tackles for loss, state-leading 15.5 sacks and three forced fumbles ... Graduated high school with a 3.3 grade point average ... Coached by John Kay.

## PERSONAL

Born July 25, 1999 ... Majoring in sport administration.

## K'LAVON CHAISSON'S CAREER HIGHS

Tackles: 6 vs. Miami, 2018  
Tackles for Loss: 2.5 vs. Chattanooga, 2017  
Sacks: 2.0 vs. Chattanooga, 2017  
Quarterback Hurries: 1, 3x (Last: vs. Miami, 2018)  
Interceptions: 0  
Pass Breakups: 1, 2x (Last: vs. Notre Dame, 2018 Citrus Bowl)

## K'LAVON CHAISSON'S CAREER STATS

YEAR	G-GS	UT	AT	TT	TFL	Sacks	PBU	QBH	INT	FF	FR
2017	12-3	9	18	27	4.5-20	2.0-15	2	2	0	0	0
2018	1-1	3	2	5	1.0-8	1.0-8	0	1	0	0	0
<b>Totals</b>	<b>13-4</b>	<b>12</b>	<b>20</b>	<b>32</b>	<b>5.5-28</b>	<b>3.0-23</b>	<b>2</b>	<b>3</b>	<b>0</b>	<b>0</b>	<b>0</b>



## 77 SAAHQDIQ CHARLES

**Offensive Tackle**  
**6-5 • 305 • Jr. • 2L**  
**Jackson, Miss.**  
**Madison-Ridgeland Academy**

- 2017 All-SEC Freshman Team

LSU's starting left tackle for the past two seasons ... Has started at three different positions in two years for the Tigers (17 at left tackle, 1 at right tackle, and 1 at right guard) ... Powerful offensive lineman that has the ability to dominant opposing defensive linemen ... Explodes off the line of scrimmage with powerful leg drive ... Still developing as a left tackle and has yet to reach his potential ... Made an immediate impact in his first year with the Tigers in 2017, starting nine games as a true freshman ... Has helped pave the way for back-to-back 1,000-yard rushers for the Tigers in 2017 and 2018 ... In two years has played in 23 games with 19 starts ... Has seen action on a total of 1,449 offensive snaps.

## SOPHOMORE SEASON (2018)

Played in 10 games with 10 starts as a sophomore ... All 10 starts came at left tackle ... Started opener against Miami, but missed the following week against Southeastern Louisiana ... Returned to action against Auburn, before missing consecutive games against Louisiana Tech and Ole Miss ... Returned to action against Florida and started the final eight games of the season ... Played a total of 762 snaps ... Played every snap in nine games, including all 96 offensive plays in seven-overtime game vs. Texas A&M and 86 in Fiesta Bowl win over UCF ... Played every snap (78) in helping LSU to 36-16 win over No.2 Georgia ... Followed that by playing every offensive snap in win over Mississippi State (72), Alabama (65), Arkansas (70) and Rice (67).

## FRESHMAN SEASON (2017)

Played in all 13 games with nine starts on the offensive line (7 at left tackle, 1 at right tackle, 1 at right guard) ... Earned a spot on the Freshman All-SEC team ... Teamed with Ed Ingram to give LSU two of the best true freshmen in college football in 2017 ... Became the first true freshman to start on the line in a season opener in the modern era when he started at right guard in win over BYU ... Played a total of 687 snaps ... Did not miss a snap in games against Troy (63), Florida (60), Auburn (65), Ole Miss (71), Alabama (73), Arkansas (58) and Tennessee (59) ... Consistent performer with 35 knockdowns ... Totaled a career-high five knockdowns against Auburn ... Also finished with four knockdowns in games against Chattanooga, Mississippi State, Florida and Ole Miss ... Helped pave the way for running back Derrius Guice's 276 yards on the ground against Ole Miss, the fifth 250-yard plus rushing game in LSU history and Guice's third.

## HIGH SCHOOL

Dominant offensive lineman who was considered one of the top players in the state of Mississippi as a senior in 2016 ... Transitioned to the offensive line from the defensive line as a junior ... Four-star recruit according to Rivals and Scout ... New Orleans native who was displaced due to Hurricane Katrina ... Bounced around after Katrina from north Louisiana, Houston, Georgia and Montgomery, Alabama, before finally settling in Madison, Mississippi

... Played both sides of the line in high school ... No. 16 rated offensive guard and No. 7 overall prospect from the state of Mississippi according to 247Sports ... Named to the 2016 Dandy Dozen list as one of the top high school senior football players in Mississippi.

**PERSONAL**

First name is pronounced Suh-deek ... Born July 26, 1999 ... Majoring in sport administration.

**1 JA'MARR CHASE****Wide Receiver****6-1 • 205 • So. • 1L****Harvey, La.****Archbishop Rummel High School**

Standout wide receiver that made an immediate impact with the Tigers as a true freshman in 2018 ... Fluid route runner with exceptional hands ... Makes difficult catches with ease ... Has tremendous speed and can stretch the field vertically ... Played in 13 games with seven starts as a rookie.

**TRUE FRESHMAN SEASON (2018)**

Played in all 13 games, starting seven times, including final five games of the season ... Finished tied for second on the team in receptions (23) and was third on the squad in receiving yards (313) ... Caught three TD passes and averaged 13.6 yards a catch ... Caught at least one pass in 10 games and caught two or more passes seven times ... Had his best game as a Tiger in Fiesta Bowl win over Central Florida with six receptions for 93 yards and a TD ... The six catches and 93 yards were both career-highs ... In the Fiesta Bowl, hauled in a 32-yard TD pass from Joe Burrow to open the third quarter that extended LSU's lead to 31-21 ... All six of his receptions against UCF in the Fiesta Bowl went for first downs ... Caught 12 passes for 188 yards and one TD over the final four games of the season ... Scored first career TD on a 9-yard reception from Burrow against Southeastern Louisiana in Week 2 ... Had a 21-yard TD reception from Burrow in win over Ole Miss ... Caught what was then a career-best three passes for 31 yards against Texas A&M ... Longest reception went for 45 yards against Rice.

**HIGH SCHOOL**

One of the top-rated players in Louisiana for the Class of 2018 ... Listed as a four-star prospect from both ESPN and Rivals.com ... Ranked as the nation's No. 19 wide receiver prospect by 247Sports ... Ranked No. 269 nationally in the ESPN 300 ... Named first-team 5A All-State as a senior ... Earned District 9-5A Offensive MVP honors in 2016 and was named twice to The New Orleans Advocate All-Metro Team ... For career, caught 115 passes for 2,152 yards and 30 touchdowns ... As a senior, hauled in 61 passes for 1,011 yards and 15 TDs for state quarterfinalist team ... Participated in the Under Armour All-American game in Orlando ... Won 5A state title in the long jump as a junior ... Coached by Jay Roth.

**PERSONAL**

Born March 1, 2000 ... Majoring in sport administration.

**JA'MARR CHASE'S CAREER HIGHS**

Receptions: 6 vs. Central Florida, 2019 Fiesta Bowl  
Receiving yards: 93 vs. Central Florida, 2019 Fiesta Bowl  
Touchdowns: 1, 3x (Last: vs. Central Florida, 2019 Fiesta Bowl)  
Long reception: 45 vs. Rice, 2018

**JA'MARR CHASE'S CAREER RECEIVING STATISTICS**

YEAR	G-GS	REC.	YDS.	TD	LONG
2018	13-7	23	313	3	45
<b>TOTAL</b>	<b>13-7</b>	<b>23</b>	<b>313</b>	<b>3</b>	<b>45</b>

**55 JARELL CHERRY****Defensive End****6-3 • 235 • Fr. • RS****Dallas, Texas****Carter High School**

Gifted athlete that continues to develop as a defensive end for the Tigers ... Has rare speed for a player his size ... Excelled as a sprinter on his high school track team ... Redshirted as a true freshman in 2018.

**TRUE FRESHMAN SEASON (2018)**

Did not see any game action as a true freshman.

**HIGH SCHOOL**

Tremendous athlete who also excelled as a sprinter on the track team during his prep career ... Graduated early and enrolled at LSU in January 2018 ... Earned district co-defensive lineman MVP honors in 2016 ... Racked up 67 tackles, including 16 sacks and another eight tackles for loss as a senior ... A four-star prospect based on all major sites ... A ESPN Top 300 recruit ...

Ranked No. 24 in the state of Texas by 247Sports ... Selected 13th by 247Sports as one of the top weak-side defensive end recruits ... Listed in the 247Sports Top 200 ... Helped team to a 9-3 record as a senior in 2017 ... Coached by Patrick Williams.

**PERSONAL**

Born Aug. 18, 2000 ... Majoring in economics.

**35 DAMONE CLARK****Linebacker****6-4 • 238 • So. • 1L****Baton Rouge, La.****Southern Lab High School**

Another local product that will push for playing time in 2019 ... Hard-hitting linebacker that saw action in 12 games – mainly on special teams – as a true freshman last year ... Plays fast and can make tackles sideline to sideline ... Extremely athletic with good ball skills ... Also played tight end as well as throwing the javelin in high school ... High school teammates with a pair of incoming LSU freshmen in running back Tyrion Davis-Price and offensive lineman Kardell Thomas.

**TRUE FRESHMAN SEASON (2018)**

Played in 12 games with no starts ... Recorded one tackle, that coming in win over Southeastern Louisiana ... Trained behind first round draft pick Devin White at linebacker ... Saw action mainly on special teams.

**HIGH SCHOOL**

Hard-hitting linebacker that was part of two state title teams during his prep career ... Rated as a four-star prospect by 247Sports and Rivals ... Rated as the No. 7 player in the state of Louisiana and No. 18 inside linebacker nationally by Rivals ... Nominated to participate in the Army All-American Bowl Game ... Selected to participate in the 2017 Offense-Defense All-American Bowl ... Coached by former LSU quarterback Marcus Randall.

**PERSONAL**

Parents are Katice and Damon Clark ... Born June 28, 2000 ... Majoring in general business ... Originally from New Orleans, his family relocated to Baton Rouge when he was five years old due to Hurricane Katrina ... Family was then impacted by the flood that devastated the Baton Rouge area in August of 2016.

**DAMONE CLARK'S CAREER HIGHS**

Tackles: 1 vs. Southeastern Louisiana, 2018  
Tackles for Loss: 0  
Sacks: 0

**DAMONE CLARK'S CAREER STATISTICS**

YEAR	G-GS	UT	AT	TT	TFL	SACKS	PBU	QBH	INT	FF	FR
2018	12-0	0	1	1	0-0	0-0	0	0	0	0	0-0
<b>Total</b>	<b>12-0</b>	<b>0</b>	<b>1</b>	<b>1</b>	<b>0-0</b>	<b>0-0</b>	<b>0</b>	<b>0</b>	<b>0</b>	<b>0</b>	<b>0-0</b>

**34 CONNOR CULP****Kicker****6-0 • 203 • Jr. • 1L****Phoenix, Ariz.****Desert Vista High School**

Enters third season with the Tigers in 2019 as the most experienced placekicker on the team ... Handled LSU's placekicking duties as a redshirt freshman in 2017, connecting on 11-of-16 attempts ... Did not attempt any field goals last year playing behind second team All-American Cole Tracy ... Has a strong leg ... Can also handle kickoffs for the Tigers.

**SOPHOMORE SEASON (2018)**

Did not see any game action as a sophomore in 2018.

**REDSHIRT FRESHMAN SEASON (2017)**

Finished the season 11-for-16 on field goals and 20-for-23 on point-after touchdowns ... Converted eight straight field goals over a four-game span, which included all four of his attempts against Ole Miss ... Streak started with 38-yard field goal in win over Florida and continued with kicks of 42 and 36 yards in win over Auburn ... Followed Auburn game with career-best four field goals in win over Ole Miss ... The four field goals tied for the second-highest single-game total in LSU history ... Drilled a career-long 47-yard field goal in win over Ole Miss to go along with kicks of 35, 37 and 32 yards ... Added a 21-yard field goal against Alabama before streak ended with a miss against Arkansas ... His 38-yard field goal against Florida came just before halftime and stretched LSU's lead to 10-3 ... Had the winning points in comeback victory over Auburn with late fourth-quarter field goals of 42 and 36 yards ... His 42-yard field goal against Auburn came with 2:36 left in the contest and gave LSU its first lead of the game at 24-23 ... Tacked on a 36-yard field goal in win over Auburn with 38 seconds left for the final margin of 27-23.



## FRESHMAN SEASON (2016)

Redshirted as a true freshman in 2016.

## HIGH SCHOOL

A composite three-star, ranked as the No. 9 kicker in the country and the No. 17 player in Arizona by 247Sports ... Rated as nation's fourth-best kicking prospect by Scout ... Ranked as the nation's fourth-best kicking prospect for the 2016 class by Chris Sailer Kicking ... Played in the U.S. Army All-American Bowl ... Named to the Division I All-Arizona Team ... Garnered First Team All-USA honors in Arizona ... Had 63 of his 67 kickoffs go for touchbacks as a senior ... Converted on 12-of-15 field goals and 40-of-41 PAT's ... Longest field goal was a 51-yarder ... Made 7-of-8 field goal attempts as a junior and put 53-of-60 kickoffs in the endzone for a touchback ... Coached by Dan Hinds.

## PERSONAL

Born Aug. 8, 1997 ... Full name is Connor Fredrick Culp ... Parents are Karen and John Culp ... Has two brothers, John and Braeden ... Majoring in business administration.

## CONNOR CULP'S CAREER HIGHS

Field Goals Attempted: 4 vs. Ole Miss, 2017

Field Goals Made: 4 vs. Ole Miss, 2017

Longest Field Goal: 47 vs. Ole Miss, 2017

Points in a Game: 16 vs. Ole Miss, 2017

## CONNOR CULP'S CAREER STATISTICS

### FIELD GOALS

YEAR	G	FGM-FGA	<20	20-29	30-39	40-49	50+	LONG	PAT	POINTS
2017	10	11-16	0-0	2-4	6-7	3-4	0-1	47	20-23	53
2018	0	0-0	0-0	0-0	0-0	0-0	0-0	0	0-0	0
<b>Totals</b>	<b>10</b>	<b>11-16</b>	<b>0-0</b>	<b>2-4</b>	<b>6-7</b>	<b>3-4</b>	<b>0-1</b>	<b>47</b>	<b>20-23</b>	<b>53</b>

### KICKOFFS

YEAR	G	NO.	YARDS	TB	AVG
2017	10	10	609	3	60.9
2018	0	0	0	0	0
<b>Total</b>	<b>10</b>	<b>10</b>	<b>609</b>	<b>3</b>	<b>60.9</b>



## 24 CHRIS CURRY

### Running Back

6-0 • 219 • Fr. • RS

Lehigh Acres, Fla.

Lehigh High School

Redshirt freshman that will be expected to contribute this year ... Powerful runner that is still learning the college game ... Tremendously gifted athlete that works hard with a huge upside ... Played in four games as a true freshman in 2018 and was granted a redshirt season ... For career, has played in four games ... Gave LSU fans a glimpse of his potential when he steamrolled a fellow Tiger defender in the 2019 LSU Spring Game on his way to a 22-yard carry.

## TRUE FRESHMAN SEASON (2018)

Granted a redshirt after appearing in four games for the Tigers as a true freshman ... Saw action in a backup role against Miami, Auburn, Ole Miss and Florida ... Rushed eight times for a total of 2 yards ... Had three carries against Ole Miss for two yards and one carry for two yards against Auburn.

## HIGH SCHOOL

Bruising runner with the speed to turn a corner and outrace defenders but is also physical enough to run between the tackles ... Piled up 764 yards and five touchdowns in nine games as a senior in 2017 ... Listed as the ninth-best running back in the nation by recruiting publications ... Four-star prospect by both 247Sports and ESPN ... Racked up 2,984 yards on 364 carries, rushing for 28 touchdowns in his career as a four-year letter winner ... Coached by James Chaney.

## PERSONAL

Born Nov. 10, 1998 ... Majoring in sport administration.

## CHRIS CURRY'S CAREER HIGHS

Rush attempts: 3 vs. Miami, 2018

Rushing yards: 2, 2x (Last: 2 vs. Auburn, 2018)

Rushing TDs: None

Longest Rush: 3 vs. Ole Miss, 2018

## CHRIS CURRY'S CAREER RUSHING STATISTICS

YEAR	G-GS	Att.	Yards	TD	Long
2018	4-0	8	2	0	3
<b>TOTAL</b>	<b>4-0</b>	<b>8</b>	<b>2</b>	<b>0</b>	<b>3</b>



## 79 LLOYD CUSHENBERRY III

### Center

6-4 • 309 • Jr. • 2L

Carville, La.

Dutchtown High School

# 18

## • 2019 No. 18 Jersey

## • 2016 SEC First-Year Academic Honor Roll

LSU's starting center for the second straight year in 2019 ... Developed into LSU's most consistent offensive lineman in what was his first season as a starter for the Tigers in 2018 ... Started all 13 games at center a year ago and finished second among all LSU offensive linemen in total snaps with 973 ... Tough and dependable player that rarely comes off the field ... Missed only eight snaps in SEC games last year ... Leader on the offensive line with tremendous technique and understanding of the game ... Gives LSU a presence on the field as if there was a coach in the huddle ... Works patiently with the younger offensive line, serving as a mentor to the Tiger underclassmen ... Still developing as a center and goes into his junior year considered among the best in the nation at his position ... Excels in the classroom as well ... For career, has played in 24 games with 13 starts.

## SOPHOMORE SEASON (2018)

Started all 13 games at center for the Tigers in 2018 ... Second on team in total offensive snaps with 973 ... Played every snap in 11 of LSU's 13 games ... Missed only eight total snaps in SEC games ... Played all 96 snaps in 7OT game vs. Texas A&M and then followed that by playing all 86 offensive snaps in Fiesta Bowl win over seventh-ranked UCF ... Helped pave the way for 1,000-yard rusher Nick Brossette ... First-year starter at center.

## REDSHIRT FRESHMAN SEASON (2017)

Saw action in 11 games overall playing on special teams and six games on the offensive line ... totaled 100 snaps for the season and finished with 2.5 knockdowns against Texas A&M and two knockdowns against Chattanooga ... Played a career-high 59 snaps against the Aggies ... Significant contributor on the line against Texas A&M as the Tigers posted more than 600 yards of total offense with 250 coming on the ground.

## FRESHMAN SEASON (2016)

Redshirted as a true freshman in 2016 ... Selected to the First-Year SEC Academic Honor Roll.

## HIGH SCHOOL

Three-star prospect according to 247Sports, Scout, and ESPN ... Rated as the No. 3 offensive guard in Louisiana by Scout ... Named to the All-USA Louisiana Second Team Offense ... Earned second team District 5-5A honors as a junior in 2014 and followed with first team recognition in 2015 ... Helped Dutchtown to an 8-4 overall mark and to the second round of the Louisiana 5A playoffs as a senior ... Coached by Benny Saia.

## PERSONAL

Parents are Debbie and Lloyd Cushenberry II ... Born Nov. 22, 1997 ... Majoring in sport administration.



## 3 TYRION DAVIS-PRICE


### Running Back

6-1 • 226 • Fr. • HS

Baton Rouge, La.

Southern Lab High School

Tremendous local product that is one of the nation's top prep running backs for the class of 2019 ... At 226 pounds, a true downhill runner with college size and 4.5 speed ... Features excellent balance with exceptional lateral movement ... A four-star recruit by 247Sports, ESPN, and Rivals ... Ranked as the No. 8 running back in the nation by 247Sports and No. 9 by Rivals ... Will be a great 1-2 punch in the LSU backfield along with fellow Tiger signee John Emery ... Earned a spot in Nike's The Opening Finals in Oregon ... Finalist for the 2019 Warrick Dunn Award as the top high school player in the Baton Rouge area ... Rushed for 2,500 yards and 29 touchdowns as a senior, averaging nearly 14 yards per carry ... Coached by Darrel Asberry.



## 76 AUSTIN DECULUS

### Offensive Tackle

6-7 • 321 • Jr. • 2L

Mamou, La.

Cy-Fair High School (Cypress, Texas)

Dependable right tackle that started final 11 games of the 2018 season for the Tigers ... One of the strongest players on the team ... A mauler at right tackle ... Excels in the running game and helped pave the way for 1,000-yard rusher Nick Brossette in 2018 ... For career, has played in 26 games, starting 11 times ... Last name is pronounced deck-you-lus.

#### SOPHOMORE SEASON (2018)

Starter at right tackle for LSU's final 11 games ... Played in 13 games with 11 starts ... First start of season came at left tackle in week 2 vs. Southeastern Louisiana ... Shifted to right tackle the following week vs. Auburn and remained there for the rest of the season ... Played every offensive snap in six straight games beginning with the win over Southeastern Louisiana and continued through the victory over Georgia ... Played a total of 827 snaps, including all 96 plays against Texas A&M and all 86 vs. UCF in the Fiesta Bowl.

#### FRESHMAN SEASON (2017)

Played in all 13 games on special teams and saw action on the line in two games ... Played extensively on the road at Florida following two injuries to linemen in the game.

#### HIGH SCHOOL

Outstanding offensive line prospect who was rated as one of the top offensive tackles for the Class of 2017 ... Consensus four-star ratings from 247Sports, ESPN, Rivals and Scout ... Regarded as high as the nation's 14th-best overall prospect and the No. 5 offensive tackle by ESPN ... ESPN also named him as the No. 3 prospect in Texas ... Ranked No. 33 overall and No. 5 in Texas by Rivals.com ... Listed as No. 75 overall and as the fourth-best offensive tackle in this year's class ... Ranked as No. 37 overall, No. 5 in Texas and as the nation's No. 9 offensive tackle by 247Sports ... Honorable mention 6A All-State in 2016 ... Member of the prestigious VYPE/Houston Chronicle Greater Houston first team ... Participated in the Under Armour All-America Game in December 2016 in Orlando ... Squatted a school-record 585 pounds in the summer of 2016.

#### PERSONAL

Born March 12, 1999 ... Majoring in sport administration.



## 7 GRANT DELPIT

### Safety

6-3 • 203 • Jr. • 2L

Houston, Texas

IMG Academy

- 2018 Unanimous All-American
- 2018 First Team All-American  
(Walter Camp, AP, FWAA, Sporting News, AFCA, Sports Illustrated)
- 2018 Jack Tatum Award Winner (Columbus Ohio Touchdown Club)
- 2018 Nagurski Trophy Finalist
- 2018 Thorpe Award Semifinalist
- 2018 First Team All-SEC (Coaches, AP)
- 2018 SEC Defensive Player of the Week (vs. Mississippi State)
- 2018 Bednarik Award Player of the Week (vs. Mississippi State)

One of the top defenders in college football in 2018 and is expected to be even better as a junior in 2019 ... One of just nine players in LSU history to earn unanimous All-America honors ... Will wear No. 7 this year as a junior after wearing No. 9 his first two years with the Tigers ... The No. 7 in LSU football has been passed down to some of the recent greats in the program beginning with Patrick Peterson, and followed by Tyrann Mathieu, Leonard Fournette, and DJ Chark ... A Finalist for the Nagurski Award as the top defender in college football in 2018 ... Claimed the 2018 Jack Tatum Award from the Columbus Ohio Touchdown Club as the top defensive back in college football ... Tremendous all-around safety that can make plays all over the field ... Routinely fills that stat sheet with tackles, sacks, pass breakups and interceptions ... One of the most versatile players to come through LSU on the defensive side of the ball ... Lines up in a number of locations on defense and can be used in a variety of ways ... Great in coverage, stopping the run and pressuring the quarterback ... Extremely intelligent defender that has a knack for knowing where the ball is going ... Has drawn comparisons to former LSU All-America Jamal Adams ... Brings a fierce attitude to the field each day, but is humble off the field ... Has played in 26 games, starting 23 times ... Goes into junior season with 134 career tackles, 13.0 tackles for loss, 5.0 sacks, 17 pass breakups and six interceptions.

#### SOPHOMORE SEASON (2018)

One of three consensus All-Americans on the defensive side of the ball for LSU in 2018 joining LB Devin White and CB Greedy Williams ... Just the ninth player in LSU history to earn

Unanimous All-America distinction ... Finalist for the Nagurski Award ... First team All-SEC ... SEC Player of the Week vs. Mississippi State ... Led the SEC in interceptions (5) and finished No. 2 in the league in passes defended (14) ... Tremendous all-around player that finished with 74 tackles, 9.5 tackles for loss, 5.0 sacks, 5 interceptions, 9 pass breakups, 4 QB hurries and 1 forced fumble and 1 fumble recovery ... Had double-digit tackles in three games (10 vs. Auburn, 10 vs. Florida and 10 vs. Mississippi State) ... Named SEC Defensive Player of the Week following LSU's 19-3 win over Mississippi State as he had 10 tackles, one sack for an 8-yard loss and two interceptions ... Had seven tackles, a tackle for loss and forced a fumble in win over No. 2 Georgia ... Led LSU in tackles in win over Arkansas with six to go along with a fumble recovery, a sack and two pass breakups ... Had five tackles and three pass breakups vs. Texas A&M ... Intercepted pass on first play from scrimmage vs. Auburn and had interception vs. Ole Miss on second play from scrimmage ... Missed most of Fiesta Bowl after being ejected for targeting in with six minutes left in the second quarter ... Had one tackle vs. UCF in Fiesta Bowl ... Had at least one tackle for loss in seven games.

#### TRUE FRESHMAN SEASON (2017)

Played in all 13 games and finished fourth on the team with 60 tackles ... Ended with 3.5 tackles for loss, an interception and nine passes defended ... Finished with at least one tackle in every game during his debut season ... Had a career-high game at Ole Miss as the team's leading tackler with nine ... Also recorded a tackle for loss, his first career interception and a PBU against the Rebels ... Had outstanding performances at home against Auburn and in the Citrus Bowl against Notre Dame, notching eight tackles in each game ... Posted a career-high 1.5 tackles for loss against Auburn.

#### HIGH SCHOOL

Played senior season at IMG Academy in Bradenton, Florida, after transferring from Lamar High School in Houston ... Registered 47 tackles, five interceptions, six pass breakups and one tackle for loss at IMG ... Returned two interceptions for TDs in 2016 ... Consensus four-star prospect from ESPN, Scout, Rivals and 247Sports ... Listed as No. 57 overall, the No. 4 safety and the 12th-best prospect in Florida by ESPN.com ... Rated No. 68 overall, the No. 8 safety and No. 15 in Florida by Rivals.com ... Named the No. 72 overall prospect, No. 10 safety and No. 16 in Florida by 247Sports.

#### PERSONAL

Born Sept. 20, 1998 ... Lived in New Orleans until Hurricane Katrina displaced his family in 2005 when they moved to Houston where they still live ... Majoring in sport administration.

#### GRANT DELPIT'S CAREER HIGHS

Tackles: 10, 3x (Last: vs. Mississippi State, 2018)

Tackles for loss: 2.5 vs. Ole Miss, 2018


Sacks: 1, 5x (Last: vs. Arkansas, 2018)

Interceptions: 2, vs. Mississippi State, 2018

Pass breakups: 3 at Texas A&M, 2018

#### GRANT DELPIT'S CAREER STATISTICS

YEAR	G-GS	UT	AT	TT	TFL	SACKS	PBU	QBH	INT	FF	FR
2017	13-10	36	24	60	3.5-5	0.0-0	8	1	1-0	0	0
2018	13-13	46	28	74	9.5-53	5.0-44	9	4	5-1	1	1-0
<b>Total</b>	<b>26-23</b>	<b>82</b>	<b>52</b>	<b>134</b>	<b>13-58</b>	<b>5.0-44</b>	<b>17</b>	<b>5</b>	<b>6-1</b>	<b>1</b>	<b>1-0</b>



## 19 DERRICK DILLON

### Wide Receiver

5-11 • 184 • Sr. • 3L

Franklinton, La.

Pine High School

Fleet-footed wideout that has a knack for making the big play ... Etched his name in LSU lore with a 71-yard catch-and-run touchdown against Auburn that sparked the fourth quarter comeback for the Tigers in 2018 ... Caught another big pass TD pass in Fiesta Bowl win over UCF ... Fluid route runner with good hands ... Has a unique ability to elude would-be tacklers ... For career, has played in 34 games with eight starts ... Has 37 career receptions for 432 yards and two touchdowns.

#### JUNIOR SEASON (2018)

Played in 13 games with five starts ... Caught 22 passes for 307 yards and a pair of TDs ... Hauled in a 71-yard touchdown reception against Auburn midway through the fourth quarter that pulled LSU to within 21-19 in a game the Tigers would eventually win at the buzzer ... Other TD came on a 49-yard reception from Joe Burrow in the Fiesta Bowl win over UCF ... The 49-yarder against UCF gave the Tigers their first lead of the game at 17-14 early in the second quarter ... LSU never trailed again in that game ... The 71-yard reception against Auburn was his first catch of the season and the first TD of his career ... Caught career-best five passes for 31 yards in win over Rice ... Finished UCF game with two receptions for 86 yards and his other reception went for 37 yards late in third quarter on third-and-nine for the Tigers ... LSU kicked a field goal six plays later to extend the lead to 37-24 ... Caught four passes for 42 yards in road game against Florida ... Finished season with at least one reception in eight straight games, including three for nine yards vs. Alabama, two for 25 yards vs. Arkansas and two for 16 yards against Texas A&M.

#### SOPHOMORE SEASON (2017)

Played in all 13 games and earned three starts at wide receiver ... Finished with 125 yards receiving on 14 receptions as well as 86 yards on the ground on 15 carries ... Totaled a

career-high 21 yards in the air in the season opener against BYU and on the road at Mississippi State ... Also had receptions against Syracuse, Troy, Auburn, Alabama, Arkansas, Tennessee and Texas A&M ... Rushed for 27 yards against Troy.

### REDSHIRT FRESHMAN SEASON (2016)

Played in eight games all in a backup role or on special teams ... Did not record any offensive statistics ... Had one tackle against Southern Miss on an interception return.

### TRUE FRESHMAN SEASON (2015)

Redshirted as a true freshman in 2015.

### HIGH SCHOOL

Versatile player in high school that excelled at multiple positions ... Rated as a four-star prospect by 247Sports, Scout and ESPN while Rivals listed him as a three-star recruit ... Ranked as high as the No. 9 wide receiver nationally and the No. 5 overall prospect coming out of Louisiana by 247Sports ... Racked up 2,781 yards of total offense and 33 touchdowns as a junior ... Accounted for 2,157 yards of total offense and 23 touchdowns as a senior ... Member of the 247Sports Top 247, ESPN 300 and Scout 300 ... Earned an invitation to play in the US Army All-American Game ... Member of The Advocate's 2015 Super Dozen ... Participated in Nike's The Opening, a camp for the nation's top prospects.

### PERSONAL

Parents are Ella Dillon and the late Earl Cotton ... Born Oct. 28, 1995 ... Majoring in interdisciplinary studies.

### DERRICK DILLON'S CAREER RECEIVING HIGHS

Receptions: 5 vs. Rice, 2018  
Receiving yards: 86 vs. UCF, 2019 Fiesta Bowl  
Receiving TDs: 1, 2x (Last: vs. UCF, 2019 Fiesta Bowl)  
Long Reception: 71 (TD) vs. Auburn, 2018

### DERRICK DILLON'S CAREER RUSHING HIGHS

Rushing attempts: 2, 4x (Last: at Alabama, 2017)  
Rushing yards: 30 vs. Florida, 2017  
Rushing TDs: 0  
Long rush: 30 vs. Florida, 2017

### DERRICK DILLON'S CAREER RECEIVING STATISTICS

YEAR	G-GS	REC.	YDS.	TD	LONG
2016	8-0	0	0	0	0
2017	13-3	14	125	0	16
2018	13-5	22	307	2	71 (TD)
<b>TOTALS</b>	<b>34-8</b>	<b>36</b>	<b>432</b>	<b>2</b>	<b>71 (TD)</b>

### DERRICK DILLON'S CAREER RUSHING STATISTICS

YEAR	ATT.	YARDS	TD	LONG
2016	0	0	0	0
2017	15	86	0	30
2018	3	1	0	1
<b>TOTALS</b>	<b>18</b>	<b>87</b>	<b>0</b>	<b>30</b>



## 45 MICHAEL DIVINITY JR.

**Linebacker**

**6-2 • 238 • Sr. • 3L**

**Marrero, La.**

**John Ehret High School**

Will be a defensive leader for LSU in 2019 after having a breakout year as a junior ... Moves inside in 2019 after starting 11 games at outside linebacker in 2018 ... Good communicator on the field ... Moved to the "Mack" linebacker position midway through the spring and his impact was immediate ... Tough player – both mentally and physically – and is not afraid to step up and take charge on the field ... Smart football player that has a true understanding of the game and makes others around him better ... Tends to see things before they happen ... Fast to the football ... Can also creep up and play on the line of scrimmage in certain situations ... Played in 32 games with 12 starts in his career ... 82 career tackles to go with 14.0 tackles for loss and 6.0 sacks ... Has been responsible for six turnovers (4 fumble recoveries, 1 interception, 1 forced fumble).

### JUNIOR SEASON (2018)

Played in 12 games with 11 starts ... Finished season with 54 tackles and tied for team-high honors with five sacks ... Added 9.5 tackles for loss and eight quarterback hurries ... Responsible for creating four turnovers (1 interception, 1 forced fumble and 2 fumble recoveries) ... Returned a fumble 58 yards for a touchdown in the fourth quarter against Texas A&M ... His touchdown tied the game at 24-24 ... On Mississippi State first possession of the game, intercepted a pass and returned it 31 yards to the Bulldog 3-yard line setting up LSU's only touchdown of the game in the 19-3 victory ... Recovered a first quarter fumble in the Fiesta Bowl win over UCF that setup a LSU touchdown five plays later, giving the Tigers the lead for good at 17-14 ... Had six tackles, including 1.5 for loss and a half-sack in win over Auburn ... Tied career-high with seven tackles in wins over Georgia and Rice ... Had six tackles and three quarterback hurries vs. Florida ... Forced a fumble just before halftime in win over Arkansas.

### SOPHOMORE SEASON (2017)

Played in 11 games and started for first time of career against Notre Dame in the Citrus Bowl ... Responded with five tackles, 1.5 tackles for loss and a sack against the Irish ... Recovered fumbles against Troy and Tennessee.

### FRESHMAN SEASON (2016)

Saw action in nine games as a true freshman in 2016 ... Had perhaps his best game of the year in his first collegiate contest against Wisconsin ... Had four tackles, including a tackle for a six-yard loss against the Badgers ... Set a then career-high with six tackles, including four solo, at Auburn ... Finished season with 13 tackles.

### HIGH SCHOOL

One of five early enrollees for LSU in the spring of 2016 ... Former quarterback at John Curtis High School before making the switch to defense at John Ehret ... Ranked as the No. 46 overall prospect in the 2016 ESPN 300 ... Led an Ehret defense that recorded three shutouts his senior year in 2015 ... As a senior, helped his team to a 12-3 overall mark and a berth in the Louisiana 5A state title game ... Invited to participate in the Under Armour All-American Game ... Consensus four-star prospect by 247Sports, Scout, Rivals, and ESPN ... Named to the Second Team Defense of the MaxPreps All-American Team and also named to the Louisiana All-USA First Team Defense ... Ranked as the No. 10 outside linebacker in the country and the No. 8 player in Louisiana according to Rivals ... LSWA 5A Defensive MVP as a senior ... Member of the New Orleans All-Metro first team as selected by Nola.com ... Named to the Baton Rouge Advocate's Super Dozen for 2016 ... Posted 60.5 tackles, 13 sacks, and two forced fumbles in 2015 ... Coached by Corey Lambert.

### PERSONAL

Born May 13, 1997 ... Is the oldest of four children ... Majoring in sport administration.

### MICHAEL DIVINITY JR.'S CAREER HIGHS

Tackles: 7, 2x (Last: vs. Rice, 2018)  
Tackles for loss: 2.0 vs. Louisiana Tech, 2018  
Sacks: 1.5 vs. Miami, 2018  
Quarterback Hurries: 3 vs. Florida, 2018  
Interceptions: 1 vs. Mississippi State, 2018  
Fumbles Forced: 1 vs. Arkansas, 2018  
Fumbles Returned: 1, 4x (Last: vs. UCF, 2019 Fiesta Bowl)  
Fumble Return Yards: 58 vs. Texas A&M, 2018

### MICHAEL DIVINITY JR.'S CAREER STATISTICS

YEAR	G-GS	UT	AT	TT	TFL	SACKS	PBU	QBH	INT	FF	FR
2016	9-0	7	6	13	1.0-6	0	0	0	0	0	0
2017	11-1	6	9	15	2.5-4	1.0-1	0	1	0	0	2-0
2018	12-11	20	34	54	10.5-45	5.0-27	2	8	1-31	1	2-58
<b>Totals</b>	<b>32-12</b>	<b>33</b>	<b>49</b>	<b>82</b>	<b>14.0-55</b>	<b>6.0-28</b>	<b>2</b>	<b>9</b>	<b>1-31</b>	<b>1</b>	<b>4-58</b>



## 22 CLYDE EDWARDS-HELAIRE

**Running Back**

**5-9 • 212 • Jr. • 2L**

**Baton Rouge, La.**

**Catholic High School**

Versatile running back that can make an impact in a variety of ways for the Tigers ... Had a breakout season for the Tigers in 2018, finishing second on the team in rushing yards (658) and touchdowns (7) ... Is the veteran in the LSU running back room and he's the leading returning rusher for the Tigers in 2019... One of the top kick returners in the SEC ... Shifty runner that is tough to bring down ... Short frame allows him to get "lost" behind LSU's offensive line, making it tough for defenders to find ... Plays much bigger than his 5-foot-9, 212-pound frame ... Can squirt through the smallest crease for positive yards ... Very elusive runner with breakaway speed ... Also an asset in the passing game with reliable hands out of the backfield ... Another local product that chose to make LSU his college home ... For career, has played in 26 games and has rushed for 689 yards and 7 TDs on 155 carries ... Other career stats include 14 receptions for 142 yards and 663 kickoff return yards on 30 returns.

### SOPHOMORE SEASON (2018)

Played in all 13 games with no starts ... Finished second on the team with 658 rushing yards to go with seven TDs ... Added 11 receptions for 96 yards ... Led LSU and ranked No. 12 in the SEC in all-purpose yards with 90.0 per game ... Averaged 24.5 yards on 17 kickoff returns, which ranked No. 5 in the SEC ... Capped year with 416 kickoff return yards ... Recorded two 100-yard rushing games as a sophomore ... Had breakout game in LSU's biggest win of the season as he rushed for a career-best 145 yards in win over second-ranked Georgia ... Averaged 7.6 yards per carry against a Georgia defense that went into the game leading the SEC in total defense ... Had a 47-yard run vs. Georgia that setup a LSU touchdown that gave the Tigers a 10-0 lead in the second quarter ... Rushed for 136 yards and a pair of TDs in win over Louisiana Tech ... Gave LSU a 7-0 lead on a 1-yard run on the Tigers' first possession of the game vs. Auburn ... Scored at least one TD in four straight games vs. Southeastern Louisiana, Auburn, Louisiana Tech and Ole Miss ... Scored TD on a 13-yard run in third quarter vs. Arkansas that put LSU up 21-3 ... Threw an 11-yard TD pass to Tory Carter in fifth overtime against Texas A&M, giving the Tigers a 58-52 lead ... Took the opening kickoff against UCF in the Fiesta Bowl 77 yards to the UCF 16-yard line to setup a LSU field goal to open the contest ... Added 32 rushing yards and another 25 receiving yards against UCF in the Fiesta Bowl ... Added a 57 yards kickoff return vs. Alabama.

**FRESHMAN SEASON (2017)**

Saw action in all 13 games ... Played mainly on special teams, but added 31 rushing yards on nine attempts on offense ... Caught three passes for 46 yards ... Led the Tigers with 13 kick returns for 247 yards ... Finished with three returns for 72 yards against Chattanooga ... Also returned kicks against Mississippi State, Syracuse, Troy, Auburn, Ole Miss, Texas A&M and Notre Dame ... Rushed for a career-high six carries and 28 yards in the season opener against BYU.

**HIGH SCHOOL**

One of the top running backs in the state of Louisiana ... A four-star prospect by 247Sports and ESPN ... Rated a three-star recruit by Rivals and Scout ... Listed as high as the No. 10 prospect in Louisiana by ESPN, where he was also No. 219 in the country ... Regarded as the No. 5 running back in the Scout composite rankings ... Carried the ball 58 times for 496 yards and 10 touchdowns during senior season ... Named the 2015 Class 5A Championship Most Outstanding Player after leading Catholic High to a 31-28 victory against Archbishop Rummel High School as he caught eight passes for a record 161 yards and rushed for 88 yards and a touchdown ... Competed in the Red Stick Bowl at the conclusion of his senior season and scored the first touchdown of the game ... Participant in Nike's The Opening in Oregon ... Became the first freshman to play varsity football in head coach Dale Weiner's 29 seasons at Catholic High School.

**PERSONAL**

Parents are Shannon and Tonge Helaire ... Born April 11, 1999 ... Majoring in sport administration.

**CLYDE EDWARDS-HELAIRE'S CAREER RUSHING HIGHS**

Rushing attempts: 20 vs. Louisiana Tech, 2018  
Rushing yards: 145 vs. Georgia, 2018  
Rushing TDs: 2 vs. Louisiana Tech, 2018  
Long rush: 47 vs. Georgia, 2018

**CLYDE EDWARDS-HELAIRE'S CAREER RECEIVING HIGHS**

Receptions: 3 vs. UCF, 2019 Fiesta Bowl  
Receiving yards: 38 vs. Alabama, 2018  
Receiving TDs: 0  
Long reception: 30 vs. Alabama, 2018

**CLYDE EDWARDS-HELAIRE'S CAREER KICK RETURN HIGHS**

Kick returns: 3, 2x (Last vs. UCF, 2019 Fiesta Bowl)  
Kick return yards: 110 vs. UCF, 2019 Fiesta Bowl  
Long kick return: 77 vs. UCF, 2019 Fiesta Bowl

**CLYDE EDWARDS-HELAIRE'S CAREER RUSHING STATISTICS**

YEAR	G-GS	No.	Yards	TD	Long
2017	13-0	9	31	0	10
2018	13-0	146	658	7	47
<b>TOTAL</b>	<b>26-0</b>	<b>155</b>	<b>689</b>	<b>7</b>	<b>47</b>

**CLYDE EDWARDS-HELAIRE'S CAREER RECEIVING STATISTICS**

YEAR	Rec.	Yards	TD	Long
2017	3	46	0	27
2018	11	96	0	30
<b>TOTAL</b>	<b>14</b>	<b>142</b>	<b>0</b>	<b>30</b>

**CLYDE EDWARDS-HELAIRE'S CAREER KICKOFF RETURNS STATISTICS**

YEAR	No.	Yards	TD	Long
2017	13	247	0	26
2018	17	416	0	77
<b>TOTAL</b>	<b>30</b>	<b>663</b>	<b>0</b>	<b>77</b>

**4 JOHN EMERY JR.****Running Back****6-0 • 203 • Fr. • HS****St. Rose, La.****Destrehan High School**

Comes to LSU as one of the nation's most sought-after high school running backs in the Class of 2019 ... The highest-rated running back to sign with LSU since Leonard Fournette in 2014 ... Considered one of the top-five running backs in the nation... Rated a five-star prospect from Scout.com and 247sports... Considered a top-three player in the state of Louisiana and the No. 2 running back nationally by 247sports... A finalist for the Touchdown Club of Atlanta's National Back of the Year... Competed in the 2019 Under Armour All-America Game... Team posted a 13-2 mark his senior year ... As a junior, piled up 1,029 all-purpose yards, scored nine touchdowns and averaged more than seven yards per carry in six games before suffering a season-ending injury... As a senior, rushed for 1,693 yards and 26 TDs in leading his team to the 5A state semifinals.

**94 JOSEPH EVANS****Linebacker****6-2 • 288 • Fr. • HS****Haynesville, La.****Haynesville High School**

Tremendous athlete who doubled as a standout on the track and field team during his prep career ... Consensus three-star defensive tackle ... A three-year starter for Haynesville High School who played both offensive and defensive tackle throughout his career ... Helped his team reach the Class 1A semifinals in 2018 ... Ranked as the No. 19 defensive tackle in Louisiana and No. 45 in the nation by 247Sports ... Ranked No. 24 in the state by 247Sports ... Notched the 48th defensive tackle spot by Rivals and ESPN ... Also claimed the No. 22 spot by a defensive tackle according to Rivals ... Compiled 38 tackles in nine games during his junior season ... Built off of his sophomore campaign where he recorded 23 tackles, two tackles for loss and one sack by notching 7.0 tackles for loss, 2.0 sacks, recovered three fumbles and forced one fumble in his junior campaign ... A two-sport athlete who received an offer from Yale as a shot putter ... Won the Louisiana 1A state title in the shot put in both 2018 and 2019 ... Threw a personal best of 54-1.0 to claim the 2019 title after heaving a 53-6.25 toss for the 2018 championship ... Finished third in discus the 1A state meet in 2019 with a throw of 154-04 ... Father is Franklin Evans and mother is the late Deborah Evans ... Has two siblings ... Cousin of 10-year NFL veteran and Super Bowl Champion Doug Evans and former NFL player Demetric Evans.

**92 NEIL FARRELL JR.****Defensive End****6-5 • 295 • Jr. • 2L****Mobile, Ala.****Murphy High School**

Another versatile defensive lineman for the Tigers that can lineup inside or outside ... Has shown steady improvement each year at LSU ... Possesses tremendous size and strength ... A big part of LSU's defensive line rotation ... Has played in 15 games with 28 career tackles, 4.0 tackles for loss and 1.5 sacks.

**SOPHOMORE SEASON (2018)**

Played in 10 games with no starts ... Recorded 23 tackles and 1.5 sacks along with two quarterback hurries and a pass breakup ... Had best game of career against Southeastern Louisiana with six tackles and 1.5 sacks ... Had a tackle for loss in back-to-back games in November against Rice and Arkansas ... Recorded three tackles in win over Mississippi State and the following game against Alabama ... In regular season finale against Texas A&M, had three tackles, including a half-tackle for a loss ... Suffered lower leg injury the week of the Fiesta Bowl and missed the UCF contest.

**FRESHMAN SEASON (2017)**

Saw action on the line in the first five games of his debut season ... Finished with five total tackles, including a career-high five against Chattanooga ... Also totaled a tackle against Syracuse.

**HIGH SCHOOL**

A four-star recruit per Scout ... Named a three-star prospect according to Rivals, 247Sports, Scout and ESPN ... Rated as the No. 1 defensive tackle in the state of Alabama by Scout ... Played center for the varsity basketball squad ... Invited to the Alabama-Mississippi All-Star game ... Selected to the 2015 and 2016 Class 7A First Team Defense All-State football team by the Alabama Sports Writers Association ... Voted to the All-USA Alabama First Team Defense ... Two-time All-Coastal Alabama First Team Defense selection ... Wrapped up senior season totaling 101 tackles, 28 tackles for loss, 13 sacks and 14 quarterback hurries ... Tallied 86 tackles and 17 tackles for loss during his junior campaign ... Coached by Rick Cauley.

**PERSONAL**

Parents are Sherry Barnes and Neil Adrian Farrell Sr. ... Born Sept. 9, 1998 ... Majoring in sport administration.

**NEIL FARRELL JR.'S CAREER HIGHS**

Tackles: 6 vs. Southeastern Louisiana, 2018  
Tackles for Loss: 1.5 vs. Southeastern Louisiana, 2018  
Sacks: 1.5 vs. Southeastern Louisiana, 2018

**NEIL FARRELL JR.'S CAREER STATISTICS**

YEAR	G-GS	UT	AT	TT	TFL	SACKS	PBU	QBH	INT	FF	FR
2017	5-0	1	4	5	0.0-0	0.0-0	0	1	0	0	0
2018	10-0	10	13	23	4.0-22	1.5-14	1	2	0	0	0
<b>Total</b>	<b>15-0</b>	<b>11</b>	<b>17</b>	<b>28</b>	<b>4.0-22</b>	<b>1.5-14</b>	<b>1</b>	<b>3</b>	<b>0</b>	<b>0</b>	<b>0</b>



## 91 BREIDEN FEHOKO

**Defensive Line**

**6-4 • 291 • Sr. • 1L**

**Honolulu, Hawaii**

**Farrington High School/Texas Tech**

### • 2018 SEC Academic Honor Roll

Teams with Rashard Lawrence to give LSU one of the top defensive end combinations in college football ... Extremely talented defender that leaves everything on the field ... Former Texas Tech transfer that saw his first action with the Tigers in 2018 after sitting out due to NCAA transfer rules in 2017 ... Versatile enough to play either inside or outside ... Spent first part of last season as LSU's nose tackle before shifting to defensive end ... Tremendous upper body strength with excellent quickness for a big man ... One of the LSU team leaders and a fan favorite ... Gained national attention with his pre-game "Haka", which is done with his family just as the team enters the locker room after walking down Victory Hill ... It has become so popular that huge crowds gather to watch the Fehoko family perform this traditional war cry, which is derived from their culture ... His dad, Vili, served as "Vili the Warrior" at the Hawai'i football and men's volleyball games for over a decade ... Breiden, just a young boy, would join his dad on the field at Aloha Stadium for halftime performances ... Excels in the classroom and is active in community service projects ... Named to the 2018 SEC Academic Honor Roll ... Aspires to work in sports broadcasting once his football playing days are over ... Two-year starter at Texas Tech before transferring to LSU ... At LSU, has played in eight games with 16 tackles, 3.0 tackles for loss and 1.5 sacks.

### JUNIOR SEASON (2018)

Played in eight games with starts in all eight ... Missed final four games with an injury ... Started at nose tackle for first six games of year before shifting to defensive end against Georgia ... Played defensive end against Alabama as well ... Finished year with 16 tackles, 3.0 tackles for loss and 1.5 sacks ... Had best overall game against Southeastern Louisiana with six tackles, 2.5 tackles for loss and a sack for an 11-yard loss in win over the Lions ... Had a pair of tackles in helping LSU to upset win over No. 2 Georgia.

### REDSHIRT SOPHOMORE SEASON (2017 AT LSU)

Sat out due to NCAA transfer rules ... Dominant force on the LSU scout squad in 2017.

### SOPHOMORE SEASON (2016 AT TEXAS TECH)

Started in all 12 games of his sophomore season ... Was at the top of the depth chart at the defensive tackle position ... Joined safety Jah' Shawn Johnson as the only Red Raider defensive players to start all 12 games during the season ... Started all 25 games of his Red Raider career as well ... Finished with 19 tackles (10 solo), including 3.5 for a loss and a sack ... Led the team with five quarterback hurries ... recorded two or more tackles in seven different games ... Had a quarterback hurry in season opener versus Stephen F. Austin ... Posted two tackles, including one for a loss, at Arizona State ... Garnered his lone sack on the season in the Big 12 opener against Kansas ... Had two tackles against the Jayhawks ... Notched at least two tackles over five-consecutive games to start league action ... Recorded a season-high three tackles in four games: Kansas State, Oklahoma, TCU and Iowa State ... Set a career high with two quarterback hurries against the Cyclones as well ... Academic All-Big 12 second team honoree ... Preseason candidate for the Polynesian Player of the Year.

### FRESHMAN SEASON (2015 AT TEXAS TECH)

Started at defensive tackle in all 13 games of his freshman season ... Compiled four tackles for loss, a sack and an interception ... Made first career tackle against UTEP ... Found a way into the UTEP back field and stuffed the quarterback six yards behind the line of scrimmage ... Added another tackle the following week at Arkansas ... Recorded a career-high two tackles in loss to TCU ... Matched that career high with two tackles against Baylor ... Put together best performance of the season with four tackles against Iowa State ... Followed with three tackles, including one for a loss at Kansas ... Recorded one tackle in loss to Oklahoma ... Posted first career sack at West Virginia ... Later added an interception, becoming first Red Raider defensive lineman to pick off a pass since Scott Smith against Texas in 2010 ... Logged first career quarterback hurry in victory over Kansas State ... Recorded three tackles, including one for a loss in the win at Texas ... An All-Big 12 Honorable Mention (Coaches).

### HIGH SCHOOL

Five-star prospect by Scout ... Four-star prospect by Rivals, 247Sports and ESPN ... Member of the Rivals 250 (122) and the ESPN 300 (51) ... Under Armour High School All-American ... Attended The Opening Football Camp in Oregon in the summer of 2014 ... Ranked as the No. 4 defensive lineman in this year's class by Scout and the No. 24 overall prospect ... Compiled 74 tackles, 16 sacks, 27 tackles for loss and six forced fumbles in 2014.

### PERSONAL

Son of Linda and Vili Fehoko ... Born Oct. 15, 1996 ... Has three brothers: Whitley, who played football at San Diego State, and Sam and V.J., who each played at Texas Tech ... Majoring in communication studies.

### BREIDEN FEHOKO'S CAREER HIGHS (AT LSU)

Tackles: 6 vs. Southeastern Louisiana, 2018

Tackles for Loss: 2.5 vs. Southeastern Louisiana, 2018

Sacks: 1.0 vs. Southeastern Louisiana, 2018

### BREIDEN FEHOKO'S CAREER STATISTICS (AT LSU)

YEAR	G-GS	UT	AT	TT	TFL	Sacks	PBU	QBH	INT	FF	FR
2018	8-8	2	14	16	3.0-25	1.5-15	1	2	0	0	0-0
<b>Totals</b>	<b>8-8</b>	<b>2</b>	<b>14</b>	<b>16</b>	<b>3.0-25</b>	<b>1.5-15</b>	<b>1</b>	<b>2</b>	<b>0</b>	<b>0</b>	<b>0-0</b>

### BREIDEN FEHOKO'S CAREER STATISTICS (AT TEXAS TECH)

YEAR	G-GS	UT	AT	TT	TFL	Sacks	PBU	QBH	INT	FF	FR
2015	13-13	11	8	19	4.0-13	1.0-4	1	1	1-0	0	0-0
2016	12-12	10	9	19	3.5-12	1.0-7	0	5	0-0	0	0-0
<b>Totals</b>	<b>25-25</b>	<b>21</b>	<b>17</b>	<b>38</b>	<b>7.5-25</b>	<b>2.0-11</b>	<b>1</b>	<b>6</b>	<b>1-0</b>	<b>0</b>	<b>0-0</b>



## 48 BLAKE FERGUSON

**Long Snapper**

**6-4 • 235 • Sr. • 3L**

**Smyrna, Ga.**

**Buford High School**

- 2018 First Team All-America (Phil Steele Magazine)
- 2018 Permanent LSU Team Captain
- 2018 SEC Community Service Team
- 2018 SEC Football Leadership Council Chair
- 2018 LSU Graduate (B.A. Marketing)
- 2018 SEC Academic Honor Roll
- 2017 SEC Academic Honor Roll
- 2016 SEC Academic Honor Roll
- 2015 SEC First-Year Academic Honor Roll

Enters fourth year as LSU's long snapper in 2019 ... Named first team All-America by Phil Steele Magazine in 2018 ... Four-time member of the SEC Academic Honor Roll and serves as the chair of the SEC Football Leadership Council ... Graduated in 2018 with a degree in marketing and is currently pursuing a master's degree in business administration ... Expected to graduate with his MBA in December of 2019 ... One of the most active Tigers in the community as he routinely spends time on community service efforts ... Is a Type I diabetic, being diagnosed in high school ... Serves as an advocate for the American Diabetes Association (ADA) and their research initiatives, as well as diabetes prevention across the nation ... Invited to Washington D.C. in the spring of 2018 for the "Call to Congress", which is an effort to help raise awareness and funds for diabetes research in the United State ... While in Washington D.C., meet with members of Congress and others involved in policy making ... Other community service endeavors include Tim Tebow Foundation Night to Shine, which is a prom for special needs members of the Baton Rouge community ... Participates in Athletes for Hope, which facilitates community service in the Baton Rouge area ... Frequent visitor to the Companion Animal Alliance, which is a facility on the LSU campus that serves as a shelter for animals ... Also participates annually in Read Across America Dr. Seuss Day as well as served as a volunteer PE instructor at Glasgow Elementary in Baton Rouge ... Continued the Ferguson family long-snapping tradition at LSU, taking over the spot from his brother Reid ... Reid Ferguson was a four-year starter at long snapper for the Tigers from 2012-15 and is now a member of the Buffalo Bills ... Graduated in May 2018 in only three years with a bachelor's degree in marketing ... Two-time LSU nominee for the American Football Coaches Association Good Works Team ... Has seen action in 38 games during his career, all on special teams as the long snapper for the Tigers.

### JUNIOR SEASON (2018)

Played in all 13 games for the 10-3 Tigers ... Named permanent team captain following the regular season ... Served as LSU's long snapper on every field goal and point-after attempt as well as all punts in 2018 ... Recorded two tackles on punt coverage ... Named first team All-America as a long snapper by Phil Steele Magazine, the only such publication to recognize that part of special teams ... Also named to the 2018 SEC Community Service Team ... Named to the SEC Academic Honor Roll for the fourth straight year.

### SOPHOMORE SEASON (2017)

Played in all 13 games for the Tigers ... Served as LSU's long snapper on every field goal and point-after touchdown attempt as well as every punt ... Forced a fumble on a punt return against Notre Dame in the Citrus Bowl ... Had a tackle vs. Alabama ... Named to the SEC Academic Honor Roll.

### REDSHIRT FRESHMAN SEASON (2016)

Handled every long snap for the Tigers in 2016 ... Played in all 12 games ... Was true on every long snap for punts and placekicks during his first season of play ... Saw his first collegiate action at Lambeau Field against Wisconsin ... Named to the SEC Academic Honor Roll.

### FRESHMAN SEASON (2015)

Redshirted as a true freshman in 2015 ... Earned a spot on the SEC First-Year Academic Honor Roll.

### HIGH SCHOOL

Ranked as the No. 1 long snapper nationally by Scout and 247Sports ... Rated as a two-star prospect by Rivals, ESPN, 247Sports and Scout ... Earned an invitation to play in the U.S. Army All-American game ... Helped lead his team to three state titles in his prep career ... Perfect on

all snaps in each season ... Recipient of the Chris Rubio Award which is given to the nation's top high school long snapper as a junior and senior ... Coached by Jess Simpson ... Honor roll member.

**PERSONAL**

Full name is Blake Whittfield Ferguson ... Parents are Tracy and Kevin Ferguson... His parents haven't missed an LSU or Buffalo Bills game in two years ... They watch Blake play on Saturday no matter where the Tigers are playing, then head straight to the airport to catch a flight to whichever city the Buffalo Bills are playing the following day ... Born April 21, 1997 ... Older brother, Reid, was a four-year starting snapper at LSU from 2012-15 who is currently the long snapper for the Buffalo Bills ... Pursuing his master's in business administration.

**25 CORDALE FLOTT**


**Cornerback**  
**6-2 • 160 • Fr. • HS**  
**Saraland, Ala.**  
**Saraland High School**

A prospect who has length and the ability to move well and change direction ... Humble athlete who has been described as "smothering" with his defensive play ... A three-year starter for Saraland High School who helped his team to the Alabama Class 6A State Championship Game by playing both wide receiver and cornerback ... Three stars from ESPN, Rivals and Scout ... Listed as the nation's No. 44 overall cornerback and ranked as the 294th-best prospect in the region by ESPN... Ranked No. 503 overall by 247Sports and the No. 51 cornerback and No. 18 recruit in the state of Alabama ... No. 14 on the A-List by AL.com ... Recorded 31 tackles, three forced fumbles, six PBUs and one interception as a senior in 2018 ... Added 180 yards on 12 carries with two touchdowns and recorded 28 receptions for 502 yards and one touchdown ... Compiled 54 tackles, 20 PBUs and two interceptions as a junior in 2017 ... Invited to compete in the Alabama-Mississippi All-Star Game ... Played for head coach Jeff Kelly at Saraland High School ... Has an older brother and a sister ... Brother, WyDale, is a defensive back at Southern Miss, cousin Bobby Flott plays football at South Alabama and cousin Velus Jones is a wide receiver at USC.

**53 SONI FONUA**

**Linebacker**  
**6-4 • 264 • Jr. • JC**  
**Salt Lake City, Utah**  
**East HS/Mesa CC**

Comes to LSU after a stellar junior college career at Mesa Community College in Arizona ... Considered one of the top junior college defenders in the nation in 2018 ... Compiled 114 tackles and 4.5 sacks while at Mesa Community College ... Recorded 63 tackles, 9.5 tackles for loss and 4.0 sacks as a freshman ... Earned first team All-Arizona Community College Athletic Conference honors as a sophomore in 2018 ... Rated as the No. 6 strong-side defensive end in junior college for 2018 ... Ranked as a three-star prospect by both 247 Sports and Rivals ... Listed as the 25th best overall junior college prospect nationally by Rivals ... Attended East High School in Salt Lake City, Utah ... Coached by Ryan Felker while at Mesa CC.

**27 LANARD FOURNETTE**

**Running Back**  
**5-11 • 206 • Sr. • 3L**  
**New Orleans, La.**  
**St. Augustine High School**

Versatile running back that excels catching the ball out of the backfield ... Had his best season in 2018 and then followed that with an outstanding spring ... Has positioned himself for more playing time as a senior in 2019 ... For career, has seen action in 21 games with two starts ... Has 126 career rushing yards and one touchdown to go along with six career receptions for 55 yards ... Is the younger brother of former LSU All-American and Jacksonville Jaguars running back Leonard Fournette ... Leonard Fournette finished his LSU career as the fourth-leading rusher in school history with 3,830 yards ... The Fournette brothers (Leonard and Lanard) have rushed for more yards than any other brother combination in LSU history as they have accounted for 3,956 yards (Leonard 3,830; Lanard 126) ... Graduated in May of 2019 with a degree in sports administration ... Currently working towards a second degree.

**JUNIOR SEASON (2018)**

Had his best season as a Tiger, playing in 13 games with a pair of starts ... Starts came against Miami in the season-opener and against Texas A&M in the regular-season finale ... Rushed for 106 yards and one TD on 12 carries ... Caught six passes for 55 yards ... Had best game of career in seven-overtime contest against Texas A&M as he rushed twice for 48 yards and caught two passes for 28 yards ... Had a career-long 46-yard run in the fourth quarter vs. the Aggies that led to a Tiger touchdown and a 31-24 advantage ... Rushed seven times for 45 yards and first career TD in win over Rice ... Scored on a 3-yard run early in the fourth quarter in the win over Rice ... Added two receptions for 10 yards vs. the Owls ... Rushed for 13 yards and

caught a pass for 12 yards in win over Ole Miss.

**SOPHOMORE SEASON (2017)**

Played in five games with no starts ... Made his first career catch, a seven-yard reception, in the home opener against Chattanooga.

**REDSHIRT FRESHMAN SEASON (2016)**

Played in three games with no starts ... Rushed a total of five times for 13 yards ... Saw first action of career against Jacksonville State and had one rushing yard on two carries ... Followed that with 12 yards on three carries, including a five-yard run against Missouri ... Added a tackle against Missouri.

**FRESHMAN SEASON (2015)**

Redshirted as a true freshman in 2015.

**HIGH SCHOOL**

Rated as a three-star prospect by 247Sports, ESPN and Scout ... Battled injuries during his senior year but still accounted for 141 rushing yards with five touchdowns and 71 receiving yards with one touchdown ... Registered 460 all-purpose yards and six touchdowns his junior season as a complement to older brother Leonard ... Coached by Cyril Crutchfield ... Also ran track all four years of high school ... Graduated with honors.

**PERSONAL**

Full name is Lanard Joseph Fournette ... Parents are Lory and Leonard Fournette ... Older brother is former LSU standout running back and first round NFL Draft pick Leonard Fournette ... Also has two sisters, LaNata and LaTae ... Born Jan. 2, 1997.

**LANARD FOURNETTE'S CAREER HIGHS**

Rushing Attempts: 7 vs. Rice, 2018  
 Rushing Yards: 48 vs. Texas A&M, 2018  
 Rushing TDs: 1 vs. Rice  
 Longest Rush: 46 vs. Texas A&M, 2018  
 Receptions: 2, 2x (Last: 2 vs. Texas A&M, 2018)  
 Receiving Yards: 28 vs. Texas A&M, 2018  
 Receiving TDs: 0  
 Longest Reception: 19 vs. Texas A&M, 2018

**LANARD FOURNETTE'S CAREER RUSHING STATISTICS**

YEAR	G-GS	ATT.	YARDS	TD	LONG
2016	3-0	5	13	0	5
2017	5-0	1	7	0	7
2018	13-2	12	106	1	46
<b>TOTAL</b>	<b>21-2</b>	<b>18</b>	<b>126</b>	<b>1</b>	<b>46</b>

**LANARD FOURNETTE'S CAREER RECEIVING STATISTICS**

YEAR	REC.	YARDS	TD	LONG
2016	0	0	0	0
2017	0	0	0	0
2018	6	55	0	19
<b>TOTAL</b>	<b>6</b>	<b>55</b>	<b>0</b>	<b>19</b>

**1 KRISTIAN FULTON**

**Cornerback**  
**6-0 • 192 • Sr. • 2L**  
**New Orleans, La.**  
**Archbishop Rummel High School**

In line to be the next great cornerback for the Tigers ... Returns as the top cover cornerback in the Southeastern Conference, allowing only six first downs or touchdowns in coverage for all of 2018 ... Tremendous speed and cover skills ... A ball hawk with great hands and instincts ... Just as aggressive against the run as he is defending the pass ... Made an immediate impact in his return to the field in 2018 after sitting out the 2017 season ... Scheduled to graduate in December with a degree in sports administration ... Has played in 13 games in career, starting 10 times ... 27 career tackles to go along with one tackle for loss and an interception.

**JUNIOR SEASON (2018)**

Played and started 10 games ... Missed final three games of season with an injury, which he suffered against Arkansas ... Finished season with 25 tackles, 1.0 tackles for loss, nine pass breakups, an interception and a forced fumble ... Teamed with Greedy Williams to give LSU the best pair of starting cornerbacks in the college football ... Returned to the field after a year away from game action in win over Miami and responded with three tackles and two pass breakups ... Had career-best five tackles the following week against Southeastern Louisiana ... Had a tackle and an interception in win over No. 2 Georgia ... Interception against Georgia came at the Bulldog 23-yard line and led to a LSU field goal and a 19-3 Tiger lead early in the third quarter ... Other games with at least two pass breakups came against Louisiana Tech and Ole Miss ... Had a tackle for a 7-yard loss in win over Arkansas ... Ranked fourth in the SEC in passes defended (breakups plus interceptions) with 10.

**SOPHOMORE SEASON (2017)**

Did not see any game action in 2017 ... Practiced with the team each day.

## FRESHMAN SEASON (2016)

Played in three games with no starts ... Saw action in wins over Missouri, Southern Miss and Louisville ... Had a tackle against both Missouri and Southern Miss.

## HIGH SCHOOL

Five-star prospect by 247Sports and garnered four-stars from Rivals, Scout and ESPN as a senior at Rummel High School in 2015 ... Listed as the No. 1 overall prospect in Louisiana by Rivals and 247Sports ... Named the No. 3 corner in the nation according to Scout ... Rated No. 27 in the ESPN 300 ... Regarded as the No. 3 corner in the nation and the No. 3 player in Louisiana by ESPN ... Ranked No. 3 in the NOLA.com "Nifty Fifty" ... Played in the 2016 Under Armour Game ... Member of the New Orleans Advocate Super Dozen and recognized in the All-USA Louisiana team as a first team defensive selection ... Earned Defensive Player of the Year honors on the New Orleans Times Picayune All-Metro list in 2015 ... LSWA Class 5A first team all-state in 2015 ... Named the New Orleans Advocate's Defensive Player of the Year as a junior in 2014 with 11 interceptions, 27 tackles and eight passes defended despite missing first three games of season with an injury ... Had three interceptions in his game against Holy Cross and returned one for a touchdown as a junior ... Followed that with two interceptions the next week in a 45-24 win over Brother Martin ... Helped Rummel to a 12-2 overall mark and a berth in the Louisiana Division I State Championship Game in 2015 ... Rummel went 11-2 in 2014 and reached the semifinals of the 5A playoffs ... Coached by Jay Roth.

## PERSONAL

Parents are Michelle and Keith Fulton ... Born Sept. 3, 1998 ... Majoring in sport administration.

## KRISTIAN FULTON'S CAREER HIGHS

Tackles: 5 vs. Southeastern Louisiana, 2018

Tackles for Loss: 1.0 vs. Arkansas, 2018

Sacks: 0

Interceptions: 1 vs. Georgia, 2018

Pass Breakups: 2, 3x (Last: vs. Ole Miss, 2018)

## KRISTIAN FULTON'S CAREER STATS

YEAR	G-GS	UT	AT	TT	TFL	Sacks	PBU	QBH	INT	FF	FR
2016	3-0	1	1	2	0-0	0-0	0	0	0	0	0
2017	0-0	0	0	0	0-0	0-0	0	0	0	0	0
2018	10-10	20	5	25	1.0-7	0-0	9	0	1-0	1	0
<b>Totals</b>	<b>13-10</b>	<b>21</b>	<b>6</b>	<b>27</b>	<b>1.0-7</b>	<b>0-0</b>	<b>9</b>	<b>0</b>	<b>1-0</b>	<b>1</b>	<b>0</b>



## 14 MAURICE HAMPTON JR.

**Defensive Back**

**6-0 • 214 • Fr. • HS**

**Memphis, Tenn.**

**Memphis University High School**

Two-sport standout that excelled in both baseball and football at the prep level ... Drafted in the 23rd round of the 2019 Major League Baseball Draft by the San Diego Padres ... Listed as the nation's 29th best baseball prospect going into the 2019 Major League Baseball Draft ... Turned down a reported \$1.8 million signing bonus to attend LSU where he will play both football and baseball ... A consensus four-star talent in the defensive backfield ... Rated as the top recruit out of the state of Tennessee and No. 14 cornerback recruit in the nation by 247Sports ... Named Tennessee Titans Mr. Football in Division II-AAA in the state of Tennessee in 2018 ... Led team to state title appearance as a senior with 1,835 all-purpose yards and 15 touchdowns as a receiver and punt returner ... As a senior on the baseball diamond, hit .480 with 10 home runs and was named the Tennessee Baseball Coaches Association's DII-AA Mr. Baseball ... He's the first player in Tennessee history to earn Mr. Football and Mr. Baseball honors in the same season ... Competed in the 2019 Under Armour All-America Game ... Coached by Bobby Alston.



## 33 TODD HARRIS JR.

**Safety**

**5-11 • 186 • Jr. • 2L**

**Maringouin, La.**

**Plaquemine High School**

## • 2018 SEC Academic Honor Roll

Has developed into a consistent performer in the secondary for the Tigers ... In line for additional playing time in 2019 after playing in 11 games, starting the win over Louisiana Tech, as a sophomore ... Covers a lot ground in the secondary with his impressive speed ... Good tackler and has a nose for the football ... Played in 24 games with one start during his career ... 35 career tackles and an interception ... Excels in the classroom as well, earning SEC Academic Honor Roll distinction in 2018.

## SOPHOMORE SEASON (2018)

Played in 11 games with one start ... Had nine tackles in first career start in win over Louisiana Tech ... Came off bench after just one play against Alabama to replace and injured John Battle and responded with his first career interception and a career-best 12 tackles ... Had a tackle

and broke up two passes in Fiesta Bowl win over UCF ... Finished year with 31 tackles, three pass breakups and an interception.

## FRESHMAN SEASON (2017)

Played in all 13 games and finished with four tackles ... Played a large part in the Tigers' special teams.

## HIGH SCHOOL

Consensus four-star recruit and rated as the No. 3 prospect in Louisiana per 247Sports and ESPN ... Ranked No. 83 in the ESPN 300 ... Regarded as the No. 1 safety in Louisiana according to Scout ... Invited to the 2017 Under Armour All-America game ... Became the third Plaquemine player to be honored as an All-American along with former LSU defensive tackle Davon Godchaux and Plaquemine assistant coach Ja'Kouri Williams ... Selected to the 2016 All-USA Louisiana Second Team Defense ... Invited to The Opening in 2016, a premier Nike showcase camp in the summer ... Voted to the 2016 All-State Class 4A Defensive Team by the Louisiana Writers Sports Association ... Wrapped up senior season totaling 53 tackles, nine pass breakups, one interception and one fumble recovery ... Helped lead Plaquemine to the quarterfinals of the Class 4A State Championship ... Coached by Paul Distefano.

## PERSONAL

Parents are Terri and Todd Harris Sr. ... Born Nov. 3, 1998 ... Majoring in sport administration.

## TODD HARRIS' CAREER HIGHS

Tackles: 12 vs. Alabama, 2018

Tackles for Loss: 0

Sacks: 0

Interceptions: 1 vs. Alabama, 2018

Pass Breakups: 2 vs. UCF, 2019 Fiesta Bowl

## TODD HARRIS JR.'S CAREER STATISTICS

YEAR	G-GS	UT	AT	TT	TFL	SACKS	PBU	QBH	INT	FF	FR
2017	13-0	0	4	4	0-0	0-0	0	0	0	0	0-0
2018	11-1	19	12	31	0-0	0-0	3	0	1-0	0	0-0
<b>TOTAL</b>	<b>24-1</b>	<b>19</b>	<b>16</b>	<b>35</b>	<b>0-0</b>	<b>0-0</b>	<b>3</b>	<b>0</b>	<b>1-0</b>	<b>0</b>	<b>0-0</b>



## 57 CHASEN HINES

**Guard**

**6-4 • 336 • So. • 1L**

**Marshall, Texas**

**Marshall High School**

Young offensive lineman that helped plug holes in an injury-riddled unit as a true freshman in 2018 ... Originally came to LSU as a defensive lineman, but switched to the offensive side of the ball during preseason camp in 2018 ... Made the transition from defense to offense with ease ... Great attitude that will do whatever is asked of him ... Possesses tremendous athletic ability with great feet and very intelligent ... Saw action in eight games as a true freshman, starting the Mississippi State contest.

## TRUE FRESHMAN SEASON (2018)

Played in eight games with one start in 2018 ... Started at left guard against Mississippi State as he helped the Tigers to a 19-3 win over the Bulldogs ... Came off the bench for an injured Garrett Brumfield against Auburn and helped LSU to a 22-21 win ... Played 26 snaps against Auburn ... Inserted into the lineup after just one series against No. 2 ranked Georgia, filling in for an injured Adrian Magee ... Played 75 snaps in LSU's 36-16 win over Georgia as the Tigers racked up 475 total yards against a Bulldog defense that went into the game leading the SEC in total yards allowed ... Saw action in six of LSU's eight SEC games with other action coming against Ole Miss (16 plays), Alabama (20 plays) and Arkansas (21 plays) ... Played a total of 286 offensive snaps.

## HIGH SCHOOL

Transitioned from offensive line to defensive tackle as a senior and made an immediate impact ... Enrolled at LSU in January of 2018 and went through spring practice with the Tigers ... A consensus four-star prospect ... Before switching to the defensive line, was listed as the No. 1 offensive guard in the state of Texas and No. 6 nationally ... Ranked by 247Sports as the No. 22 defensive tackle in the nation ... Nominated to participate in the U.S. Army All-American Bowl ... Selected to participate in the 2017 Offense-Defense All-American Bowl ... Coached by Claude Mathis.

## PERSONAL

Majoring in sport administration.



## 62 SIAKI IKA

**Nose Tackle**  
**6-4 • 347 • Fr. • HS**  
**Salt Lake City, Utah**  
**East High School**

Tremendous young defensive line prospect that made an immediate impact during his first spring with the Tigers ... Enrolled at LSU in January and participated in spring practice where he dominated during the 15 workouts ... Shot up the depth chart and goes into the 2019 season battling for a starting position ... At times, he was unblockable during the spring ... Ideal nose tackle with tremendous upper body strength and leg drive ... A four-star prospect by Rivals, 247Sports, and ESPN... Ranked as No. 243 in ESPN300... Rated as the No. 159 recruit overall and No. 1 in Utah according to 247Sports composite rankings... Recorded 89 tackles and 14 sacks as a senior ... Invited to the U.S. Army All-American Bowl and Polynesian Bowl in January... Coached by Brandon Matich.



## 70 ED INGRAM

**Offensive Guard**  
**6-4 • 314 • So. • 1L**  
**DeSoto, Texas**  
**DeSoto High School**

One of the top freshmen offensive linemen in the country in 2017 ... Did not play in 2018 ... As a true freshman, started at right guard for the final 12 games of the season, playing over 700 snaps ... Teamed with Saahdiq Charles to become one of the most productive true freshmen offensive line tandems in school history in 2017 ... The duo combined for 19 starts on the offensive line and helped pave the way for 1,000-yard rusher Derrius Guice.

### SOPHOMORE SEASON (2018)

Did not participate in football in 2018.

### FRESHMAN SEASON (2017)

Saw action in all 13 games, starting the final 12 contests of the season ... Played every snap in eight games at right guard ... Finished with two or more knockdowns against BYU, Chattanooga, Mississippi State, Troy, Florida, Auburn, Ole Miss, Tennessee, Texas A&M, and Notre Dame ... Helped pave the way for running back Derrius Guice's 276 yards on the ground against Ole Miss, the fifth 250-yard plus rushing game in LSU history ... Totaled four knockdowns in the game against the Rebels ... Recorded six knockdowns to lead the Tigers' offensive to four touchdowns and 200 yards on the ground at Tennessee ... Finished with a career-high seven knockdowns in the Tigers' season-high 601 yards of total offense against Texas A&M.

### HIGH SCHOOL

One of the top offensive linemen in Texas ... Played in the prestigious 2017 Under Armour All-American Game in Orlando ... A member of the Texas 2016 6A-Division II State Championship team ... Led DeSoto to a perfect 16-0 record in 2016 ... Helped team rack up 303 rushing yards and 525 total yards in 38-29 win over Cibolo Steele in championship game on Dec. 17 in AT&T Stadium ... Rated as a 4-star prospect by 247Sports, Rivals, and Scout ... Listed as the No. 11 rated offensive guard in the country per 247Sports and as the No. 3 overall prospect in Texas according to Scout ... Coached by Todd Peterman.

### PERSONAL

Majoring in sport administration.



## 2 JUSTIN JEFFERSON

**Wide Receiver**  
**6-2 • 185 • Jr. • 2L**  
**St. Rose, La.**  
**Destrehan High School**

A playmaking wideout that excels in making the difficult catch ... Tremendous speed with great hands ... Shifty receiver that is difficult to cover ... Developing into one of the top receivers in college football ... Has seen action in 19 games during his career, starting 12 times ... Has 54 career receptions for 875 yards and 6 TDs ... The third of the Jefferson brothers to play football at LSU, joining older brothers Jordan and Rickey as Tigers ... All three Jefferson brothers started during their career – Jordan played quarterback for LSU from 2008-11 helping LSU to a 13-0 regular season record and an appearance in the BCS National Championship Game, while Rickey played in the secondary from 2013-16 ... At nine years of age, Justin qualified for the Punt, Pass and Kick national championship, placing third.

### SOPHOMORE SEASON (2018)

Emerged as LSU's top receiver in 2018, leading the Tigers in receptions (54), yards (875) and TDs (6) ... Played in all 13 games with 12 starts ... Caught at least one pass in all 13 games ...

Had at least five catches in seven games, which included six on three occasions (vs. Georgia, Alabama and Arkansas) ... Went over the 100-yard mark twice with 108 yards on six receptions vs. Georgia and 117 yards on six catches vs. Arkansas ... Hauled in five passes for 99 yards and two TDs in win over Ole Miss ... Capped season with four catches for 87 yards and 2 TDs in Fiesta Bowl win over UCF ... Other TDs came vs. Arkansas and Texas A&M ... Caught 7-yard TD pass from Joe Burrow against Texas A&M that tied the game at 17-17 midway through the third quarter ... His 50-yard reception against Georgia setup a Cole Tracy field goal that pushed the Tiger lead to 13-0 in the second quarter.

### TRUE FRESHMAN SEASON (2017)

Did not record a catch ... Had one rush for four yards against Arkansas.

### HIGH SCHOOL

An athletic player who excelled on both sides of the ball in high school ... Rated as a three-star prospect by 247Sports and Scout ... Recorded 44 receptions for 956 yards and nine touchdowns as a senior ... Ranked the No. 76 player in Louisiana in the 2017 class by 247Sports and Rivals ... Excelled in track and field in high school ... Shined as a kick returner for Destrehan High School ... Named the New Orleans Male Athlete of the Week for the week of November 17.

### PERSONAL

Parents are John and Elaine Jefferson ... His two older brothers – Jordan and Rickey – both played and started for the Tigers in football ... Jordan was a three-year starter at quarterback, while Rickey started in the secondary as both a junior and senior ... Jordan is currently on the coaching staff at Colorado State, while Rickey is on the roster of the New Orleans Saints ... His dad, John, played college basketball for two years at Nebraska Western before finishing his career at Northeast Louisiana (now Louisiana-Monroe) ... Majoring in sport administration.

### JUSTIN JEFFERSON'S CAREER HIGHS

Receptions: 6, 3x (Last: vs. Arkansas, 2018)  
 Receiving Yards: 117 vs. Arkansas, 2018  
 Receiving TDs: 2, 2x (Last: vs. UCF, 2019 Fiesta Bowl)  
 Longest Reception: 65 vs. Ole Miss  
 Rush attempts: 1, 6x (Last: vs. UCF, 2019 Fiesta Bowl)  
 Rushing yards: 19 vs. Ole Miss, 2018  
 Rushing TDs: None  
 Longest Rush: 19 vs. Ole Miss, 2018

### JUSTIN JEFFERSON'S CAREER RECEIVING STATISTICS

YEAR	G-GS	REC.	YDS.	TD	LONG
2017	6-0	0	0	0	0
2018	13-12	54	875	6	65 (TD)
<b>TOTAL</b>	<b>19-12</b>	<b>54</b>	<b>875</b>	<b>6</b>	<b>65 (TD)</b>

### JUSTIN JEFFERSON'S CAREER RUSHING STATISTICS

YEAR	ATT.	YARDS	TD	LONG
2017	1	4	0	4
2018	5	26	0	19
<b>TOTAL</b>	<b>6</b>	<b>30</b>	<b>0</b>	<b>19</b>



## 83 JARAY JENKINS

**Wide Receiver**  
**6-3 • 194 • Fr. • RS**  
**Jena, La.**  
**Jena High School**

Speedy wide receiver that runs good routes ... Sure-handed receiver that will add depth to a stacked group of LSU receivers ... Redshirted as a true freshman in 2018.

### TRUE FRESHMAN SEASON (2018)

Did not see any game action as a true freshman in 2018.

### HIGH SCHOOL

Four-star recruit by ESPN and a member of the ESPN300 coming out of Jena High School ... Caught 111 passes for 1,960 yards and 27 touchdowns while adding 448 rushing yards and nine rushing touchdowns in his first three years of high school ... Doubled as a scoring threat in the return game as well, returning both punts and kickoffs for touchdowns during his career ... Fractured his tibia in the first game of his senior season ... Played on both sides of the ball, earning all-district honors at three different positions during his prep career.

### PERSONAL

Majoring in sport administration.





## 47 NELSON JENKINS III

**Defensive End**

**6-4 • 305 • Fr. • RS**

**Maringouin, La.**

**Plaquemine High School**

Young defensive end that redshirted as a true freshman in 2018 ... Saw action in one game for the Tigers in 2018 ... Standout defensive lineman in high school ... Spent last year working on scout team, getting stronger and learning the college game ... Will be in position to see playing time in 2019.

### TRUE FRESHMAN SEASON (2018)

Played in one game as a true freshman, seeing action in win over Rice ... Had first career tackle in win over the Owls in Tiger Stadium.

### HIGH SCHOOL

Standout defensive tackle that made an impact both rushing the quarterback and defending the run ... Listed as a four-star prospect by ESPN and garnered three stars from 247Sports ... Member of the ESPN 300 ... Considered one of the top defensive line prospects in Louisiana ... From same high school as former LSU standout and current Miami Dolphin defensive lineman Davon Godchaux.

### PERSONAL

Majoring in sports administration.

### NELSON JENKINS' CAREER HIGHS

Tackles: 1 vs. Rice  
Tackles for Loss: 0  
Sacks: 0

### NELSON JENKINS' CAREER STATISTICS

YEAR	G-GS	UT	AT	TT	TFL	SACKS	PBU	QBH	INT	FF	FR
2018	1-0	0	1	1	0-0	0	0	0	0	0	0-0
<b>Total</b>	<b>1-0</b>	<b>0</b>	<b>1</b>	<b>1</b>	<b>0-0</b>	<b>0-0</b>	<b>0</b>	<b>0</b>	<b>0</b>	<b>0</b>	<b>0-0</b>



## 21 KENAN JONES

**Safety**

**6-3 • 210 • So. • 1L**

**Berwick, La.**

**Berwick High School**

### • 2018 SEC First-Year Academic Honor Roll

Another two-sport standout for the Tigers, joining Kary Vincent Jr. ... Made his mark as a long jumper on the LSU track and field team in the spring, finishing seventh at the SEC Indoor Championships in the long jump ... Shifted to the defensive side of the ball this year after originally signing with the Tigers as a wide receiver ... Has all the tools necessary, including tremendous size and speed, to become a dominant player in the secondary at the collegiate level ... Played in all 13 games as a true freshman in 2018.

### TRUE FRESHMAN SEASON (2018)

Played in 13 games with no starts ... Most of his action came on special teams ... Recorded one tackle in win over Arkansas.

### ON THE TRACK (AT LSU)

**2019:** Scored two points for LSU at the SEC Indoor Championships with a long jump of 25' 0.75" (7.64 meters) to place seventh ... Qualified for the NCAA Outdoor Championships in the long jump with a career-best leap of 25' 2.75" (7.69 meters) at the NCAA East Preliminaries ... Placed second in the long jump at the Bayou Bengal meet indoors with a bound of 24' 1" (7.34 meters).

### HIGH SCHOOL

Explosive wide receiver considered one of the top players in Louisiana ... Four stars from ESPN and listed as the No. 11 overall prospect in Louisiana by 247Sports ... Tallied 48 receptions for 934 yards and 10 TDs as a junior at Berwick High School ... Won three state titles at the 2018 LHSAA State Indoor Track Meet on February 17 in Baton Rouge ... Claimed the 2018 LHSAA Division II indoor state titles in the long jump (22'4"), the high jump (6'5") and the triple jump (46'3") ... Also part of a 4 x 200 relay team that finished third place in the state meet ... Two-time indoor state champion in the high jump ... Won the 2017 LHSAA state outdoor titles in the long jump (23'7") and triple jump (46'00") and a second place showing in the high jump (6'6") ... Invited to participate in the Offense/Defense All-American Game.

### KENAN JONES' CAREER HIGHS

Tackles: 1 vs. Arkansas, 2018  
Tackles for Loss: 0  
Sacks: 0  
Interceptions: 0

### KENAN JONES' CAREER STATISTICS

YEAR	G-GS	UT	AT	TT	TFL	SACKS	PBU	QBH	INT	FF	FR
2018	13-0	1	0	0	0-0	0-0	0	0	0	0	0-0
<b>TOTAL</b>	<b>13-0</b>	<b>1</b>	<b>0</b>	<b>0</b>	<b>0-0</b>	<b>0-0</b>	<b>0</b>	<b>0</b>	<b>0</b>	<b>0</b>	<b>0-0</b>



## 29 RAYDARIUS JONES

**Cornerback**

**6-2 • 161 • Fr. • HS**

**Horn Lake, Miss.**

**Horn Lake High School**

Listed as a dual-threat quarterback but will join LSU's defensive back unit ... Played quarterback for Mississippi 6A State Champion Horn Lake High School ... Led team to 15-0 mark in 2018 ... Rated as a four-star prospect by 247sports and a three-star by Rivals and ESPN ... Rated the No. 9 athlete in the country and No. 12 in Mississippi by 247sports ... Threw for 1,496 yards and 14 TDs to go along with 1,075 rushing yards and 13 scores.



## 13 JONTRE KIRKLIN

**Wide Receiver**

**6-0 • 182 • Jr. • 2L**

**Lutcher, La.**

**Lutcher High School**

Versatile player that has seen action on both sides of the ball during his LSU career ... High school quarterback so he's comfortable with the ball in his hands ... Also has the ability to return punts ... Shifty runner that makes defenders miss ... Can be used in both the passing game and running game on offense ... Has played in 24 games during his career with no starts.

### SOPHOMORE SEASON (2018)

Played on both sides of the ball for the Tigers in 2018, seeing action at wide receiver and defensive back ... Played in 12 games with no starts ... Rushed twice for six yards and caught first career pass for five yards in win over Georgia ... Returned two punts — one for five yards against Ole Miss and another for one yard against Florida ... Had 2-yard rush against Georgia and a 4-yard carry against Rice ... Did not record any defensive statistics in 2018.

### FRESHMAN SEASON (2017)

Saw action in 12 games on special teams and defense ... Recorded a tackle against Ole Miss and Tennessee.

### HIGH SCHOOL

Incredibly gifted and versatile athlete that made the transition from dual-threat quarterback to the secondary in college ... Swift and elusive with exceptional running ability ... Demonstrates impressive instincts and has shown the ability to properly diagnose plays as a defender due to his offensive background ... Unanimous 3-star prospect by Scout, ESPN, Rivals and 247 Sports ... Rated as the No. 30 recruit in Louisiana ... Ranked the No. 3 athlete in Louisiana by Scout ... Voted to the 2016 All-State Class 3A Offensive Team by the Louisiana Sports Writers Association ... Finalist for the Warrick Dunn Award, recognizing productivity on the field while displaying high-character, unselfishness and sportsmanship ... Helped lead the Lutcher Bulldogs to repeat as Class 3A state champions ... Accumulated 5,000 yards passing, added 1,700 rushing during his sophomore and junior seasons and accounted for 92 touchdowns during that span ... Finished his career with 147 touchdowns, over 7,500 yards passing and 3,000 rushing yards ... Coached by Dwain Jenkins.

### PERSONAL

Majoring in sport administration.

### JONTRE KIRKLIN'S RECEIVING CAREER HIGHS

Receptions: 1 vs. Georgia, 2018  
Receiving Yards: 5 vs. Georgia, 2018  
Receiving TDs: 0  
Longest Reception: 5 vs. Georgia, 2018

### JONTRE KIRKLIN'S RUSHING CAREER HIGHS

Rush attempts: 1, 2x (Last: 1 vs. Rice, 2018)  
Rushing yards: 4 vs. Rice, 2018  
Rushing TDs: None  
Longest Rush: 4 vs. Rice, 2018

## JONTRE KIRKLIN'S CAREER RECEIVING STATISTICS

YEAR	G-GS	REC.	YDS.	TD	LONG
2017	12-0	•• Played defense ••			
2018	12-0	1	5	0	5
<b>TOTAL</b>	<b>24-0</b>	<b>5</b>	<b>0</b>	<b>5</b>	

## JONTRE KIRKLIN'S CAREER RECEIVING STATISTICS

YEAR	Att.	Yards	TD	Long
2017	0	0	0	0
2018	2	6	0	4
<b>TOTAL</b>	<b>2</b>	<b>6</b>	<b>0</b>	<b>4</b>

## JONTRE KIRKLIN'S CAREER DEFENSIVE STATISTICS

YEAR	G-GS	UT	AT	TT	TFL	SACKS	PBU	QBH	INT	FF	FR
2017	12-0	0	2	2	0-0	0-0	0	0	0	0	0
2018	12-0	0	0	0	0-0	0-0	0	0	0	0	0
<b>Total</b>	<b>24-0</b>	<b>0</b>	<b>2</b>	<b>2</b>	<b>0-0</b>	<b>0-0</b>	<b>0</b>	<b>0</b>	<b>0</b>	<b>0</b>	<b>0</b>



## 90 RASHARD LAWRENCE

**Defensive End**  
**6-3 • 317 • Sr. • 3L**  
**Monroe, La.**  
**Neville High School**

- 2019 Fiesta Bowl Defensive MVP
- 2018 Permanent LSU Team Captain
- 2018 SEC Academic Honor Roll
- 2017 Permanent LSU Team Captain
- 2017 SEC Academic Honor Roll

Tremendous all-around player – leader on the field and in the locker room ... Has been named a permanent team captain for the Tigers in both 2017 and 2018 ... Excels in the classroom with over a 3.0 grade point average ... Earned SEC Academic Honor Roll status in both 2017 and 2018 ... A force on the defensive line ... Teams with Breiden Fehoko to give LSU one of the top defensive line bookends in college football ... Difficult to block with a quick first step and extremely strong upper body ... Explodes off the ball ... LSU's top tackler among defensive linemen in 2018 with 54 stops ... Named Defensive MVP of LSU's Fiesta Bowl win over UCF in a game that he was unblockable ... For career, has played in 32 games with 23 starts ... 92 career tackles to go with 15.0 tackles for loss and 6.5 sacks ... Goes into 2019 having started 21 consecutive games on the defensive line for LSU.

## JUNIOR SEASON (2018)

Played and started all 13 games on the defensive line ... Finished with 54 tackles, 10.5 tackles for loss and 4.0 sacks ... Capped season with a dominating performance in the 40-32 win over UCF in the Fiesta Bowl ... Had five tackles, 4.0 tackles for loss and a pair of sacks in the bowl victory, earning Defensive Player of the Game honors ... Played nearly every defensive snap in the 70T contest against Texas A&M, finishing with five tackles, 2.0 tackles for loss and a sack ... Posted a career-best eight tackles against Mississippi State when the Tigers limited the Bulldogs to only a field goal and only 260 total yards ... Opened season with a tackle for loss in first three games – Miami, Southeastern Louisiana and Auburn ... Had five tackles, including a sack for a 2-yard loss in win over No. 2 Georgia ... Earned a spot on the SEC Academic Honor Roll for the second straight year ... Named a permanent team captain at the conclusion of the regular season.

## SOPHOMORE SEASON (2017)

Played and started 10 games, including final eight games of the season ... Finished season with 32 tackles, 3.5 tackles for loss and 1.5 sacks ... Had six tackles including one for a 6-yard loss against Notre Dame in the Citrus Bowl ... Best outing came in win over Syracuse with five tackles, 2.0 tackles for loss and a sack for an 8-yard loss ... Opened season with four tackles and a half sack in win over BYU in New Orleans ... Earned a spot on the SEC Academic Honor Roll ... Named a permanent team captain at the conclusion of the regular season.

## FRESHMAN SEASON (2016)

Played in nine games as a freshman and totaled six tackles ... Recorded his first career sack against Heisman Trophy winner Lamar Jackson of Louisville in the Citrus Bowl ... Finished with a then a career-high two tackles against Southern Miss and Ole Miss.

## HIGH SCHOOL

One of the top defenders in high school football in 2015 ... Ferocious defensive tackle with great size and a non-stop motor ... Five-star recruit according to 247Sports and Scout ... Rated as the nation's No. 21 ranked player according to Scout and the No. 2 ranked player in Louisiana per 247Sports ... Four-star prospect per ESPN and ranked No. 12 in the ESPN 300 ... Also ranked as the No. 1 player in Louisiana per ESPN ... Invited to play in the 2016 Under Armour Game ... Member of the Advocate Super Dozen ... Selected to the 2015 MaxPreps First Team Defense ... Voted to the All-USA Louisiana First Team Defense ... Helped lead Neville to back-to-back 4A state titles in 2014 and 2015 ... Had three sacks in Neville's 28-27 win over Warren East in 2014 state title game ... Propelled Neville to a 14-0 record in 2015 after going 14-1 in 2014 ... Finished his senior year with 91 tackles, 15 tackles for loss, and eight sacks ... Coached by Mickey McCarty.

## PERSONAL


Parents are Agnes and Ronald Lawrence ... Born Sept. 27, 1998 ... Uncle is former LSU standout Oliver Lawrence, who played linebacker for the Tigers from 1985-89 ... Oliver finished his career with 180 tackles, 14 tackles for loss and 16 sacks and was a member of LSU's 1986 and 1988 SEC title teams ... Majoring in sport administration.

## RASHARD LAWRENCE'S CAREER HIGHS

Tackles: 8 vs. Mississippi State, 2018  
 Tackles for Loss: 4.0 vs. UCF, 2019 Fiesta Bowl  
 Sacks: 2.0 vs. UCF, 2019 Fiesta Bowl

## RASHARD LAWRENCE'S CAREER STATISTICS

YEAR	G-GS	UT	AT	TT	TFL	Sacks	PBU	QBH	INT	FF	FR
2016	9-0	2	4	6	1.0-5	1.0-5	0	0	0	0	0-0
2017	10-10	11	21	32	3.5-20	1.5-12	1	3	0	0	0-0
2018	13-13	23	31	54	10.5-48	4.0-24	3	2	0	0	0-0
<b>Totals</b>	<b>32-23</b>	<b>36</b>	<b>56</b>	<b>92</b>	<b>15.0-73</b>	<b>6.5-41</b>	<b>4</b>	<b>5</b>	<b>0</b>	<b>0</b>	<b>0-0</b>



## 5 DEVONTA LEE

**Wide Receiver**  
**6-1 • 223 • Fr. • HS**  
**Flucker, La.**  
**Amite HS**

A consensus four-star talent at the receiver position ... Rated as the No. 6 recruit in the state of Louisiana No. 12 at his position nationally by Rivals ... A freak athlete who can burn past defensive backs and win 50/50 battles ... As a senior, caught 42 passes and scored a total of 22 touchdowns ... Added 55 tackles and seven interceptions on defense ... Competed in the 2019 Under Armour All-America Game ... Caught three passes for 118 yards in a touchdown to help his team claim the 2018 2A Louisiana State Championship ... Named to the all-district team ... Coached by Zephaniah Powell.



## 31 CAMERON LEWIS

**Defensive Back**  
**6-2 • 201 • Jr. • SQ**  
**Monroe, La.**  
**Wossman High School**

Highly-touted prospect that enters third year with Tigers in 2019 ... Provides depth to the LSU secondary ... Continues to make strides and is in line to see more playing time this season.

## SOPHOMORE SEASON (2018)

Played in three games with no starts ... Saw action against Rice, Texas A&M and against UCF in the Fiesta Bowl ... Recorded career-best four tackles in win over Rice.

## REDSHIRT FRESHMAN SEASON (2017)

Earned playing time against Chattanooga and Auburn ... Registered his first career tackle against Auburn.

## FRESHMAN SEASON (2016)

Redshirted as a true freshman in 2016.

## HIGH SCHOOL

A two-way standout during his prep career as both a defensive back and quarterback at Wossman High School ... Four-star prospect according to Rivals, 247Sports and ESPN ... Given three stars by Scout ... Rated No. 213 in Scout 300, No. 269 in ESPN 300 and No. 289 by 247Sports ... Listed in the composite ratings as the 17th-best player in the 2016 class in Louisiana ... Three-year starter at quarterback for Wossman ... Named 2-4A All-District twice ... Connected on 112-of-232 attempts for 1,433 yards and 12 TDs and added another 1,142 yards and 17 touchdowns on the ground as a junior ... Threw for 842 yards and eight TDs and rushed for 368 yards and six scores during his sophomore campaign ... Coached by Dean Smith.

## PERSONAL

Parents are Shardell Lewis and Clayton Walker ... Born March 12, 1997 ... Majoring in sport administration.

## CAMERON LEWIS' CAREER HIGHS

Tackles: 4 vs. Rice, 2018  
 Tackles for Loss: 0  
 Sacks: 0  
 Interceptions: 0

## CAMERON LEWIS' CAREER STATISTICS

YEAR	G-GS	UT	AT	TT	TFL	Sacks	PBU	QBH	INT	FF	FR
2017	2-0	0	1	1	0.0-0	0.0-0	0	0	0	0	0-0
2018	3-0	1	3	4	0.0-0	0.0-0	0	0	0	0	0-0
<b>Total</b>	<b>5-0</b>	<b>1</b>	<b>4</b>	<b>5</b>	<b>0.0-0</b>	<b>0.0-0</b>	<b>0</b>	<b>0</b>	<b>0</b>	<b>0</b>	<b>0-0</b>



## 68 DAMIEN LEWIS

**Guard**  
**6-3 • 322 • Sr. • 1L**  
**Canton, Miss.**  
**Canton High School/Northwest Mississippi Community College**

Enters second year as a starter on the offensive line after joining the Tigers as a junior college transfer for the 2018 season ... Powerful offensive lineman with tremendous leg strength ... Strongest player on the team with a 635 pound squat and a bench press of nearly 500 pounds ... A road grader for the Ti-gers up front ... Punishing blocker who excels in both pass protection and running game ... One of only two offensive linemen to start every game for the Tigers in 2018, joining center Lloyd Cushenberry ... Early enrollee for LSU as he joined the Tigers for spring practice in 2018 ... For career, has played and started 13 games for the Tigers.

### JUNIOR SEASON (2018)

Stepped right in a took over as LSU's starting right guard for all 13 games in 2018 ... One of the unsung heroes of LSU's offensive last year as he led all offensive linemen in snaps with 978 ... Played every offensive snap 11 of LSU's 13 games ... Missed only one series in blowout win over Rice and sat out a series in win over Ole Miss ... Played all 96 offensive snaps in 70T games against Texas A&M and fol-lowed that with 86 plays in Fiesta Bowl victory over UCF ... Joined center Lloyd Cushenberry as the only Tigers to start every game on the offensive line ... Key member of LSU offensive line that helped pave the way for 1,000-yard rusher Nick Brossette, who ranked among the SEC leaders in rushing yards and rushing touchdowns.

### PRIOR TO LSU

One of the nation's top junior college offensive lineman in both 2016 and 2017 ... Rated as a three-star recruit by both 247Sports and Rivals ... Attended Northwest Mississippi Community College prior to LSU ... Graduated from Northwest Mississippi Community College in 18 months and was on the school's dean's list ... Two-time junior college All-America selection ... Named the 2017 Capital One Academic All-District Football ... Named to the 2016-17 MACJC All- Academic Team ... 2016-17 NJCAA All-Academic Third Team ... Chosen as the MACJC's Offensive Line MVP for the north division ... Started all 22 games of his Northwest career at right guard ... The No. 109 overall prospect by 247Sports ... The No. 3 offensive guard by 247Sports ... Ranked No. 25 on the top recruits out of Mississippi by 247Sports ... Two-way player on both offensive and defensive lines for Canton High School ... Coached by Benjy Parker.

### PERSONAL

Parents are Stacey Lewis and Damien Dozier ... Is the oldest of four boys in his family ... Grew up in Canton, Miss. ... Majoring in sports administration and will graduate in December.



## 59 DESMOND LITTLE

**Outside Linebacker**  
**6-5 • 210 • Fr. • HS**  
**Prichard, Ala.**  
**Vigor HS**

A long outside rusher from who will get to the quarterback ... A top-30 player in the state of Alabama ... Helped lead Vigor High School to the Alabama 5A state championship game ... Recorded 14 sacks during his senior season ... A standout on the basketball team and sprinter and jumper for Vigor's track and field team ... Coached by Deric Scott.



## 97 GLEN LOGAN

**Defensive End**  
**6-4 • 297 • Jr. • 2L**  
**Kenner, La.**  
**Destrehan High School**

Talented defensive end that seems to improve with each game ... Had breakout year in 2018 with 46 tackles and 4.0 sacks ... A key member of LSU's defensive front ... Big-bodied defensive end that is good at pressuring the quarterback and difficult to run on ... Plays with a great deal of confidence ... Since arriving on campus has shed 30 pounds ... Has played in 25 games during his career, starting 12 times ... 63 career tackles with 5.5 tackles for loss and 4.5 sacks.

### SOPHOMORE SEASON (2018)

Played in 13 games with 10 starts ... Recorded 46 tackles, 4.5 tackles for loss and 4.0 sacks for 29 yards in losses ... Had three tackles and a sack for a 6-yard loss vs. UCF in Fiesta Bowl ... Had four tackles and a sack for a 9-yard loss in win over Georgia ... Had sacks in back-to-back games vs. Arkansas and Rice ... Capped regular season with six tackles and a pair of QB hurries against Texas A&M ... Had career-best seven tackles vs. Florida ... Opened year with five tackles in win over Miami.

### REDSHIRT FRESHMAN SEASON (2017)

Played in 12 games with two starts ... Starts came against Chattanooga and Troy ... Finished year with 17 tackles ... Had then a career-best four tackles vs. Troy ... Added three tackles against Chattanooga and Mississippi State.

### FRESHMAN SEASON (2016)

Redshirted as a true freshman in 2016.

### HIGH SCHOOL

Rated as one of the top prospects in Louisiana ... Consensus four-star pick by Rivals, ESPN, Scout and 247Sports ... Listed as nation's No. 69 overall prospect by Rivals ... Also ranked in the ESPN 300 (No. 292) and the Scout 300 (No. 223) ... Rated No. 159 nationally by 247Sports ... Graded as the No. 2 player in Louisiana and the No. 7 defensive tackle in the nation according to Rivals ... Received All-USA Louisiana First Team Defense honors ... Closed out his senior year by recording 54.5 tackles, 5.5 tackles for loss, and four sacks ... Earned first team Louisiana 5A all-state honors in 2015 ... Helped Destrehan to an 11-1 overall mark and the second round of the Louisiana 5A state playoffs as a senior ... Coached by Stephen Robicheaux.

### PERSONAL

Mother is Kenosha Sampson ... Born March 26, 1998 ... Majoring in interdisciplinary studies.

### GLEN LOGAN'S CAREER HIGHS

Tackles: 7 vs. Florida, 2018  
 Tackles for Loss: 1.5 vs. Rice, 2018  
 Sacks: 1, 4x (Last: vs. UCF, 2019 Fiesta Bowl)  
 Quarterback Hurries: 2, 2x (Last: vs. Texas A&M, 2018)

### GLEN LOGAN'S CAREER STATISTICS

YEAR	G-GS	UT	AT	TT	TFL	SACKS	PBU	QBH	INT	FF	FR
2017	12-2	0	17	17	1.0-2	0.5-2	0	1	0	0	0-0
2018	13-10	10	36	46	4.5-30	4.0-29	1	5	0	0	0-0
<b>Total</b>	<b>25-12</b>	<b>10</b>	<b>53</b>	<b>63</b>	<b>5.5-32</b>	<b>4.5-31</b>	<b>1</b>	<b>6</b>	<b>0</b>	<b>0</b>	<b>0-0</b>



## 73 ADRIAN MAGEE

**Offensive Line**  
**6-4 • 335 • Sr. • 3L**  
**Franklinton, La.**  
**Franklinton High School**

Versatile offensive lineman that started at three different positions for the Tigers in 2018 ... One of only three seniors on the offensive line for the Tigers in 2019, joining tackle Badara Traore and guard Damien Lewis .. Powerful lineman with tremendous strength ... Deadlifts over 600 pounds ... Will likely see action at left guard in 2019 as he goes into camp looking to replace the departed Garrett Brumfield at that position ... Has played in 25 games during his career, starting five times.

### JUNIOR SEASON (2018)

Played in 10 games, starting four times at three different positions ... Started season-opener against Miami at right tackle; started at left tackle against Ole Miss and had back-to-back starts at left guard against Florida and Georgia ... Played a total of 236 offensive snaps, which included a career-high 82 plays against Florida ... Left game in first quarter against Miami with an injury and played only one series against Georgia before leaving contest with an injury ... Saw action on 50 snaps against Alabama.

### SOPHOMORE SEASON (2017)

Saw action in 11 games, missing only the season-opener against BYU ... Started for first time of career at right tackle in win over Auburn ... Played 65 snaps against Auburn with six knockdown blocks ... Played 62 snaps against Notre Dame in the Citrus Bowl ... Played a total of 134 snaps with 10 knock-downs.

### REDSHIRT FRESHMAN SEASON (2016)

Played in three games but provided great depth for the offensive line, specifically at guard.

### FRESHMAN SEASON (2015)

Redshirted as a true freshman in 2015.

## HIGH SCHOOL

Rated as a four-star prospect by 247Sports and ESPN, while Rivals and Scout gave him three stars ... Ranked as high as the No. 28 offensive guard nationally by Rivals and the No. 12 prospect coming out of Louisiana ... Earned First Team LFCA and LSWA Class 4A All-State honors as a senior ... Can play inside or outside on the line ... Helped lead his team to a 12-2 record as a senior that included a district championship and a semifinals appearance ... Coached by Shane Smith.



## 6 TERRACE MARSHALL JR.

## Wide Receiver

6-4 • 209 • So. • 1L

Bossier City, La.

Parkway High School

Big-framed receiver that LSU is counting on for increased production in 2019 ... Made an impact as a true freshman for the Tigers, playing in all 13 games with one start ... Caught 12 passes for 192 yards, including catches of 52 vs. Ole Miss and 37 against Georgia ... Runs extremely well for his size and possesses outstanding ball skills ... Another Tiger receiver that makes the difficult catch look routine ... Coming off an outstanding spring and is expected to carry that over into the fall.

## TRUE FRESHMAN SEASON (2018)

Another member of LSU's young and talented group of wide receivers that made an impact in 2018 ... Played in 13 games as a rookie with one start (vs. Miami) ... Caught 12 passes for 192 yards ... Caught at least one pass in nine games ... Had career-best three receptions in win over Rice ... Setup a fourth quarter TD vs. Ole Miss with a 52-yard reception that gave the Tigers the ball at the OM 10-yard line ... LSU scored three plays later to take a 35-13 lead ... Had two catches for 43 yards, including a 37-yarder vs. Georgia.

## HIGH SCHOOL

The unanimous No. 1 prospect out of the state of Louisiana ... Listed as the No. 2 wide receiver in the country by Scout ... Ranked as high as No. 10 on the ESPN 300 ... Caught 55 passes for 1,250 yards and 15 touchdowns with 22.7 yards per reception during the 2016 season ... Sidelined during his senior year due to injury ... Set records in the 2016 Battle on the Border High School Football Showcase for receiving yards (233), receiving touchdowns (4) and average yards per reception (38.8) ... Participated in The Opening 2017 in Beaverton, Oregon ... 2018 Under Armour All-American ... Named the 2016-17 Shreveport Times Male Athlete of the Year ... Dual sport athlete for most of his high school career where he also played forward for the boys' basketball team ... Uncle is former NFL player Joe Delaney ... Coached by Neil May.

## TERRACE MARSHALL'S CAREER HIGHS

Receptions: 3 vs. Rice, 2018

Receiving Yards: 52 vs. Ole Miss, 2018

Receiving TDs: 0

Longest Reception: 52 vs. Ole Miss, 2018

## TERRACE MARSHALL'S CAREER RECEIVING STATISTICS

YEAR	G-GS	REC.	YDS.	TD	LONG
2018	13-1	12	192	0	52
<b>TOTAL</b>	<b>13-1</b>	<b>12</b>	<b>192</b>	<b>0</b>	<b>52</b>



## 26 KENDALL MCCALLUM

## Linebacker

6-5 • 255 • Fr. • HS

Anniston, Ala.

Oxford High School

Hard-hitting linebacker with impressive ability to navigate the field... Led his team to the Class 6A quarterfinals as a senior in 2018 ... Three-star linebacker by ESPN, Rivals and 247Sports... Rated as the No. 32 inside linebacker nationally by 247Sports ... Earned a spot in 32nd annual Alabama Mississippi All-Star Classic... Capped senior season with 80 tackles, including 12 for losses and six sacks, despite missing four games ... Coached by Ryan Herring.



## 84 TK MCLENDON

## Tight End

6-5 • 241 • So. • JC

Soperton, Ga.

Treulton High School/Copiah-Lincoln CC

A pass catching tight end with size and speed ... One of the top junior college prospects for 2019 ... Rated a three-star prospect by 247Sports and Rivals ... Listed as the No. 3 tight end by 247Sports ... Played defensive end during his prep career ... Totaled five receptions for 43 yards with one touchdown in his sophomore campaign at Copiah-Lincoln Community College ... Played primarily at the H-back position at Copiah-Lincoln ... Listed at No. 33 in ESPN's JUCO Top 50 ... Enrolled at LSU in January and went through spring drills with the Tigers.



## 17 RACEY MCMATH

## Wide Receiver

6-3 • 221 • Jr. • 1L

New Orleans, La.

Edna Karr High School

Has the size and speed to be an outstanding college receiver ... Continues his development and goes into his junior season in position to see significant action for the Tigers in 2019 ... Has also cross-trained at tight end for the Tigers ... Has played in 14 games during his career at LSU with two catches for 42 yards.

## SOPHOMORE SEASON (2018)

Played in 12 games with no starts ... Caught two passes for 42 yards ... Both receptions came in win over Ole Miss as he had catches of 23 and 19 yards against the Rebels ... Special teams contributor as well, recording two tackles on that unit ... Tackles came against Arkansas and UCF in the Fiesta Bowl.

## FRESHMAN SEASON (2017)

Played in the first two games of the season against BYU and Chattanooga ... Did not record a stat.

## HIGH SCHOOL

Rated a three-star recruit by 247Sports, Rivals, ESPN, and Scout and listed as a Top 30 overall prospect in Louisiana by 247Sports, Rivals, and ESPN ... Played football and ran track in high school ... Led Edna Karr to state championship games as both a junior and senior ... Caught a pair of TD passes in helping Karr to a perfect 14-0 mark and the 4A state title in 2016 ... First team 4A in 2016 by the Louisiana Sports Writers Association ... Helped track relay team to a third-place finish in the 4x200 relay in the spring of 2016 ... Coached by Brice Brown.

## PERSONAL

Parents are Pam and James McMath ... Born June 14, 1999 ... Majoring in sport administration ... Parents named him Racey due to the fact that during his mom's pregnancy, he never stayed still for the whole 9 months ... According to his mom, "it felt like he was just racing in my stomach, so we said, 'ok, that's going to be his name - let's call him Racey.'"

## RACEY MCMATH CAREER HIGHS

Receptions: 2 vs. Ole Miss, 2018

Receiving Yards: 42 vs. Ole Miss, 2018

Receiving TDs: 0

Longest Reception: 23 vs. Ole Miss, 2018

## RACEY MCMATH'S CAREER RECEIVING STATISTICS

YEAR	G-GS	Rec.	Yards	TD	Long
2017	2-0	0	0	0	0
2018	12-0	2	42	0	23
<b>TOTAL</b>	<b>14-0</b>	<b>2</b>	<b>42</b>	<b>0</b>	<b>23</b>

## PERSONAL

Parents are Nicki and Michael Magee ... Cousin of former LSU running back Terrence Magee ... Born Nov. 13, 1996 ... Majoring in interdisciplinary studies.



## 42 AARON MOFFITT

**Tight End**  
**6-3 • 262 • So. • SQ**  
**Baton Rouge, La.**  
**Catholic High School**

Sophomore tight end that has battled through injuries during his two years with the Tigers ... Moved from defensive line to tight end during his freshman season ... Will provide backup at the tight end spot for the Tigers in 2019 ... High school teammate of LSU running back Clyde Edwards-Helaire ... Has yet to see any game action for the Tigers.

### SOPHOMORE SEASON (2018)

Did not see any game action as a redshirt freshman.

### FRESHMAN SEASON (2017)

Redshirted as a true freshman in 2017.

### HIGH SCHOOL

Force on the strong side of the defensive line ... Sack machine that can overpower offensive linemen on his way into the backfield ... Consensus three-star prospect ... Ranked as the No. 4 defensive end in Louisiana per Scout ... Rated as the No. 43 player in the state according to Rivals ... Bounced back from elbow and thumb injuries that cost him his first two seasons at Catholic ... Broke out during his junior campaign, logging 54 tackles, 14 tackles for loss and 11 sacks in 2015 ... Earned Louisiana Sports Writers Association Class 5A All-State accolades his junior season, helping to lead the Bears to their first-ever state championship ... Voted District MVP and was a 5A All-State selection his senior year ... Coached by Dale Weiner.

### PERSONAL

Parents are Jill and Tommy Moffitt ... Father Tommy is LSU's director of strength training ... Older brother, Clay, pitched LSU-Eunice to a NJCAA championship his sophomore season and recently finished his baseball career as a pitcher on the LSU team ... His dad has helped lead LSU to 19 straight bowl appearances, four SEC titles and a pair of national titles since joining the staff in 2000 ... Born April 6, 1999 ... Majoring in sport administration.



## 11 ERIC MONROE

**Defensive Back**  
**6-0 • 200 • Jr • 1L**  
**Houston, Texas**  
**North Shore High School**

Another valuable member of LSU's defensive secondary ... Has positioned himself to see more playing time, however nagging injuries have slowed his ability to get on the field ... Played key role in LSU's comeback win over Auburn in Tiger Stadium in 2017, getting his first career start in that contest ... Considered one of the top safety prospects coming out of high school in 2016 ... Has played in 17 games for his career with the one start against Auburn in 2017 ... Recorded 14 tackles and a pair of pass breakups ... Away from football, is active in many community service endeavors in Baton Rouge ... Switched to No. 11 in 2019 after wearing No. 30 for his first two seasons.

### SOPHOMORE SEASON (2018)

Played in four games ... Did not record any statistics ... Slowed by nagging injuries ... Saw action against Ole Miss, Rice, Texas A&M and in the Fiesta Bowl against UCF.

### REDSHIRT FRESHMAN SEASON (2017)

Saw action in all 13 games and made his first career start against Auburn, playing in place of an injured John Battle at safety ... Finished the season with 14 tackles and a pair of pass breakups ... Recorded career-high five tackles to go along with two pass breakups in win over Auburn ... Had three tackles against Syracuse and two against both Florida and Ole Miss.

### TRUE FRESHMAN SEASON (2016)

Redshirted as a true freshman in 2016 ... Member of defensive scout squad and went against future NFL wide receiver DJ Chark in practice every day ... Said having to defend Chark in practice every day made him a better player.

### HIGH SCHOOL

One of the nation's top safety prospects in the 2016 class ... Possesses all of the characteristics necessary to be a game-changer at safety: great instincts, ballhawk, tremendous closing speed, physical and good coverage skills ... Led North Shore to 2015 Texas 6A state title with a 21-14 win over Austin's Westlake ... Had three interceptions as a senior in 2015, including one in the state semifinal game ... Also scored on a 32-yard run in 6A semifinal win over Converse Judson ... Consensus four-star recruit per ESPN, Rivals, Scout, and 247Sports ... Graded as the 86th rated player overall and the nation's fifth-best safety according to ESPN ... Ranked as the No. 12 prospect in the state of Texas and the No. 6 safety according to Rivals ... Invited to The Opening, an all-star summer prospect camp held on the Nike Campus in Oregon ... Participated in the Under Armour All-America Game ... Listed as the fifth-best overall prospect in the Houston area by VYPE Magazine ... Coached by Jon Kay.

### PERSONAL

Parents are Shari Shalow and Eric Monroe ... Born Oct. 14, 1996 ... Majoring in interdisciplinary studies.

### ERIC MONROE'S CAREER HIGHS

Tackles: 5 vs. Auburn, 2017  
 Tackles for Loss: 0  
 Sacks: 0  
 Interceptions: 0  
 Pass Breakups: 2 vs. Auburn, 2017

### ERIC MONROE'S CAREER STATISTICS

YEAR	G-GS	UT	AT	TT	TFL	SACKS	PBU	QBH	INT	FF	FR
2017	13-1	11	3	14	0-0	0-0	2	0	0	0	0-0
2018	4-0	0	0	0	0-0	0-0	0	0	0	0	0-0
<b>Total</b>	<b>17-1</b>	<b>11</b>	<b>3</b>	<b>14</b>	<b>0.0-0</b>	<b>0.0-0</b>	<b>2</b>	<b>0</b>	<b>0</b>	<b>0</b>	<b>0-0</b>



## 49 TRAVEZ MOORE

**Defensive End**  
**6-4 • 253 • Jr. • RS**  
**Bastrop, La.**  
**Bastrop High School/Copiah-Lincoln CC**

Pass rushing specialist at defensive end that will be counted on to see action for LSU in 2019 ... Can play standing up as rush linebacker or with his hand in the dirt as defensive end ... Redshirted in 2018 after transferring to LSU from Copiah-Lincoln Community College ... Played in three games for the Tigers in 2018.

### JUNIOR SEASON (2018)

Saw action in three games, recording one tackle against Florida ... Also saw action against Georgia and Southeastern Louisiana ... Granted a redshirt since he didn't appear in more than four games.

### PRIOR TO LSU

The top weakside defensive end prospect in all of junior college in 2017 ... Rated as a four star prospect by the junior college recruiting sites ... Ranked No. 1 weakside defensive end by 247sports ... The No. 1 junior college weakside defensive end and the No. 6 overall prospect on ESPN's JC 50 ... Prepped at Bastrop High School ... Coached at Bastrop High School by Brad Bradshaw and at Copiah Lincoln by Glenn Davis.

### PERSONAL

Majoring in interdisciplinary studies.

### TRAVEZ MOORE'S CAREER HIGHS

Tackles: 1 vs. Florida, 2018  
 Tackles for Loss: 0  
 Sacks: 0

### TRAVEZ MOORE'S CAREER STATISTICS

YEAR	G-GS	UT	AT	TT	TFL	SACKS	PBU	QBH	INT	FF	FR
2018	3-0	0	1	1	0-0	0-0	0	0	0	0	0-0
<b>Total</b>	<b>3-0</b>	<b>0</b>	<b>1</b>	<b>1</b>	<b>0-0</b>	<b>0-0</b>	<b>0</b>	<b>0</b>	<b>0</b>	<b>0</b>	<b>0-0</b>



## 81 THADDEUS MOSS

**Tight End**  
**6-3 • 225 • Jr. • RS**  
**Charlotte, N.C.**  
**Mallard Creek High School/North Carolina State**

Talented tight end that is the son of one of the most prolific wide receivers in NFL history – Randy Moss ... Had the distinction of presenting his dad at the 2018 Pro Football Hall of Fame Induction Ceremony ... Joined the Tigers in 2017 after transferring from North Carolina State ... Battled through a series of injuries in 2018, but is now healthy and in position to contribute to the LSU offense in 2019 ... Did not see any game action for the Tigers last year.

### REDSHIRT SOPHOMORE SEASON (2018)

Redshirted in 2018.

### SOPHOMORE SEASON (2017 AT LSU)

Sat out due to NCAA transfer rules.

### FRESHMAN SEASON (2016 AT NC STATE)

Started in three games at tight end for the Wolfpack, finishing his rookie season with six catches for 49 yards and a touchdown ... Caught his first career TD on a 3-yard reception in the win against Old Dominion ... One of only three true freshmen to start a game for the Pack in 2016 ... Starts came against Clemson, Syracuse and Miami ... Caught two passes for 16 yards in

his collegiate debut against William & Mary ... Had career-long 17-yard reception against Wake Forest ... Caught at least one pass in his first four collegiate games.

**HIGH SCHOOL**

Played tight end at Mallard Creek High School for coach Michael Palmieri ... Helped lead his team to its third-straight NC 4AA state championship as a senior, with a 49-6 win in the title game ... Squad finished 14-2 and was the No. 1 ranked team in all of North Carolina after the season according to Max-Preps.com ... Totaled 54 receptions for 831 yards and 13 touchdowns his senior season ... Also played varsity basketball ... The No. 123 player nationally regardless of position by Rivals.com ... No. 6 tight end nationally and No. 7 overall player in North Carolina by Rivals.com ... The No. 18 tight end nationally, No. 2 in North Carolina by Scout.com.

**PERSONAL**

Born May 14, 1998 ... Father, Randy Moss, was a 2018 NFL Hall of Fame inductee after playing 14 seasons in the NFL and finishing his career ranked second on the NFL all-time regular season touchdown reception list with 156 ... Randy was a two-time All-American at Marshall and was a first-round draft pick in 1998 ... Majoring in sport administration.

**28 MANNIE NETHERLY**

**Cornerback**  
**6-3 • 199 • Jr. • 1L**  
**Crosby, Texas**  
**Crosby High School**

Versatile athlete that originally joined the Tigers as a wide receiver ... Switched to the defensive side of the ball during the spring of 2018 and showed the ability to make plays at cornerback for the Tigers ... Long and rangy cornerback with good cover skills ... Has seen action in 12 games with three tackles during his career.

**SOPHOMORE SEASON (2018)**

Played in 11 games, recording three tackles ... Had one tackle in games against Southeastern Louisiana, Rice and in the Fiesta Bowl against UCF.

**FRESHMAN SEASON (2017)**

Appeared in one game for the Tigers, seeing time against Chattanooga.

**HIGH SCHOOL**

Versatile offensive threat who played quarterback at Crosby High School in Crosby, Texas ... Passed for 1,634 yards and 19 touchdowns as a senior ... Added 612 rushing yards and nine touchdowns ... Consensus four-star prospect as a wide receiver by ESPN, Scout, Rivals and 247Sports ... ESPN rated him No. 192 overall, No. 26 wide receiver and No. 29 prospect in Texas ... Listed No. 254 by Scout.com and as the nation's No. 37 wide receiver, while 247Sports has him ranked No. 256 overall and the No. 37 wide receiver.

**PERSONAL**

Majoring in sport administration.

**MANNIE NETHERLY'S CAREER HIGHS**

Tackles: 1, 3x (Last: vs. UCF, 2019 Fiesta Bowl)

Tackles for Loss: 0

Sacks: 0

Interceptions: 0

Pass Breakups: 0

**MANNIE NETHERLY'S CAREER STATISTICS**

YEAR	G-GS	UT	AT	TT	TFL	SACKS	PBU	QBH	INT	FF	FR
2017	1-0	0	0	0	0-0	0-0	0	0	0	0	0-0
2018	11-0	0	3	3	0-0	0-0	0	0	0	0	0-0
<b>Total</b>	<b>12-0</b>	<b>0</b>	<b>3</b>	<b>3</b>	<b>0-0-0</b>	<b>0-0-0</b>	<b>0</b>	<b>0</b>	<b>0</b>	<b>0</b>	<b>0-0</b>

**33 TREY PALMER**

**Wide Receiver**  
**6-1 • 180 • Fr. • HS**  
**Kentwood, La.**  
**Kentwood High School**

Fast and dynamic receiver who has the shiftiness and ability to reverse field, making him a threat to find the end zone every time he touches the ball ... Fluid route runner ... Piled up 1,008 yards with nine touchdowns on 39 receptions as a senior in 2018 ... Averaged 25.8 yards per catch as a senior ... Led his team to the Louisiana Class 1A State Championship Game where the Kangaroos defeated Oak Grove High School, 40-21, to clinch the state title ... Also compiled 195 tackles, eight tackles for loss, one sack and one interception as a safety ... Five-star prospect by Rivals ... Four-star prospect by both 247Sports and ESPN ... Listed as high as the No. 4 player in the state of Louisiana, the No. 29 prospect in the nation and the No. 2 wide receiver ... Ranked No. 132 on the ESPN300 ... Competed in the Dallas regional of The Opening where he ran a 4.72 in the 40 ... Also excelled on the track in high school ... Capped senior

season by claiming Louisiana 1A state titles in the 100, 200 and ran a leg of Kentwood's state champion 4x200 meter relay team ... Ran a 10.42 to claim the 100-meter state title and won his fourth straight state championship in the 200 meters with a time of 21.11 to break a 34-year old Class 1A meet record of 21.36 set by James Andrews of Kentwood in 1985 ... Coached by Jonathan Foster II.

**85 RAY PARKER**

**Tight End**  
**6-4 • 233 • Fr. • HS**  
**Ruston, La.**  
**Ruston High School**

Played tight end at Ruston High, but is expected to make the switch to tackle once he joins the Tigers ... Caught 22 passes for 360 yards and three touchdowns during his senior season ... Has the physical tools and footwork needed to make the switch to tackle ... Rated as the nation's No. 14 offensive tackle prospect ... Named to the 2018 All-USA Louisiana Football Team as an offensive tackle ... Coached by Jerrod Baugh.

**8 PETER PARRISH**


**Quarterback**  
**6-1 • 190 • Fr. • HS**  
**Phenix City, Ala.**  
**Central High School**

A true dual-threat quarterback with exceptional speed ... Clocked at 4.6 in the 40 ... Threw for 2,920 yards and added another 1,312 rushing yards over his final two seasons at Central ... Led his team to their first undefeated season (14-0) since 1944 in 2018 ... Capped off high school career by putting up 178 total yards (100 rushing, 78 passing) with two touchdowns in 52-7 Alabama State Championship Game ... Named most valuable player of the state championship game ... A four-star prospect by 247Sports and ESPN ... Ranked No. 13 in the nation by 247Sports among dual threat QB's and No. 10 by ESPN ... Earned a spot in the 2018 Alabama - Mississippi Classic All-Star Game ... Grew up in Miami before moving to Alabama as a seventh grader.

**78 THOMAS PERRY**

**Offensive Line**  
**6-6 • 341 • Fr. • HS**  
**Lafayette, La.**  
**Teurlings Catholic High School**

Outstanding offensive line prospect from Teurlings Catholic High School in Lafayette, La. ... Grew up an LSU fan as he becomes a third-generation Tiger ... His dad, Adam, was an offensive tackle at LSU from 1993-97 ... His grandfather, Dan Hargett, played defensive line for LSU from 1959-61 ... His mom, Heidi, threw the discus for the LSU track and field team from 1991-94 ... Ranked as the No. 36 offensive tackle prospect in the country and No. 19 in Louisiana by 247Sports... Named to the 2017 Louisiana Sports Writers Association class 4A All-State Team... 2017 All-USA Louisiana Football Team - first team offense... Rated as a four-star recruit by Rivals and a 3-star by 247Sports... Coached by Dane Charpentier.

**80 JAMAL PETTIGREW**

**Tight End**  
**6-7 • 241 • Jr. • 1L**  
**New Orleans, La.**  
**Saint Augustine High School**

One of the veterans in the LSU tight end room ... An asset to the Tigers in both the run and passing games ... Missed all of last season after suffering an injury during training camp ... Fully recovered and in position to be a key part of the LSU offense in 2019 ... With size, creates mismatches in the passing game ... Has played in 13 career games and has one career reception.

**SOPHOMORE SEASON (2018)**

Missed all of 2018 with an injury.

**REDSHIRT FRESHMAN SEASON (2017)**

Played in all 13 games with two starts ... First start of his career came in win over Syracuse ... Started again against Arkansas ... First career reception went for 18 yards against Troy.

## FRESHMAN SEASON (2016)

Did not see action and redshirted the season.

## HIGH SCHOOL

Versatile tight end who will be able to contribute in the running or passing game ... Big frame that will allow for mismatches in the passing game ... Can also set the edge as a blocking tight end ... A four-star prospect by Scout, 247Sports and ESPN ... Rated as the No. 188 national prospect by Scout, No. 219 by ESPN and No. 243 by 247Sports ... Ranked as the seventh-best tight end and the 13th best prospect in Louisiana ... Caught 17 passes for 345 yards and three TDs as a junior ... Followed that with 295 receiving yards as a senior ... Earned a spot in the USA Today All-USA First Team for the state of Louisiana in 2015 ... Participated in the 2016 Semper Fidelis All-American Bowl ... Coached by Al Jones.

## PERSONAL

Parents are Racquel and Curtis Pettigrew ... Born April 22, 1998 ... Majoring in sport administration.

## JAMAL PETTIGREW'S CAREER STATISTICS

YEAR	G-GS	REC	YARDS	TD	LONG
2017	13-2	1	18	0	18
<b>Total</b>	<b>13-2</b>	<b>1</b>	<b>18</b>	<b>0</b>	<b>18</b>



## 6 JACOB PHILLIPS

**Linebacker**

**6-4 • 229 • Jr. • 2L**

**Nashville, Tenn.**

**East Nashville High School**

### • 2018 SEC Defensive Player of the Week (vs. Miami)

LSU's top returning tackler from a year ago after he finished second on the team with 87 stops ... Hard-hitting linebacker that made an impact playing alongside first round draft pick Devin White in 2018 ... Pure athlete that makes plays all over the field ... Will be expected to take on a bigger role this year due to the departure of White ... Extremely strong with a knack for the football ... Establishing himself as a leader on the LSU defense ... Has played in 24 games during career, starting 11 times ... 105 career tackles with 6.0 tackles for loss, a sack and an interception ... Is a member of the "Unique Gents", a community service organization in his hometown of Nashville ... The group is active in mentoring youth in his community.

## SOPHOMORE SEASON (2018)

Played in 12 games with 11 starts ... Finished second on the team with 87 tackles ... Added 5.5 tackles for loss and a sack ... Named SEC Defensive Player of the Week for his performance in first career start as he returned an interception 45 yards for a touchdown and added seven tackles in season-opening win over Miami ... His TD against Miami gave the Tigers a 27-3 lead over the Hurricanes just before halftime ... Had career-high 13 tackles vs. Louisiana Tech, 10 vs. Mississippi State and 11 vs. Texas A&M ... Had at least seven tackles in seven games in 2018 ... Missed the first half of the Fiesta Bowl due to being ejected for targeting in the third OT vs. Texas A&M ... Returned to action in the second half in win over UCF and finished with four tackles ... First career sack came in win over Rice.

## TRUE FRESHMAN SEASON (2017)

Played in 12 games with no starts ... Totaled 18 tackles and a half sack ... Recorded then a career-high six tackles at Ole Miss ... Had four tackles at Tennessee and three tackles against Syracuse ... Also recorded at least one tackle against BYU, Chattanooga, Florida and in the Citrus Bowl against Notre Dame.

## HIGH SCHOOL

One of the nation's top inside linebackers by 247Sports, Scout and Rivals ... Rated as a five-star recruit according to Rivals and four-star player by ESPN, Scout and 247Sports ... Ranked in the state of Tennessee as the No. 3 player by Rivals and No. 4 by 247Sports ... Nationally ranked as No. 29 by Rivals and No. 46 by 247Sports ... Surpassed 200 career tackles through two seasons of varsity football at East Nashville Magnet High School ... Averaged 12.3 tackles per game in 2016 and finished as the team leader in tackles for loss with seven ... Returned an interception and fumble for a touchdown in the same game during his senior season ... For his career, finished with four interceptions and a fumble recovery in 20 games ... Selected to play in the U.S. Army All-American Bowl ... Earned Tennessee's Mr. Football Award in Class 3A to wrap up his high school career ... Coached by Brian Waite.

## PERSONAL

Parents are Derrick and Tami Phillips ... Born April 1, 1999 ... Majoring in business administration.

## JACOB PHILLIPS' CAREER HIGHS

Tackles: 13 vs. Louisiana Tech, 2018  
Tackles for Loss: 1.5 vs. Louisiana Tech, 2018  
Sacks: 1.0 vs. Rice, 2018  
Interceptions: 1 vs. Miami, 2018



## JACOB PHILLIPS' CAREER STATISTICS

YEAR	G-GS	UT	AT	TT	TFL	SACKS	PBU	QBH	INT	FF	FR
2017	12-0	8	10	18	0.5-1	0.0-0	1	1	0	0	0-0
2018	12-11	32	55	87	5.5-13	1.0-6	3	5	1-45	0	0-0
<b>Total</b>	<b>24-11</b>	<b>40</b>	<b>65</b>	<b>105</b>	<b>6.0-14</b>	<b>1.0-6</b>	<b>4</b>	<b>6</b>	<b>1-45</b>	<b>0</b>	<b>0-0</b>



## 8 PATRICK QUEEN

**Linebacker**

**6-2 • 232 • Jr. • 2L**

**Ventress, La.**

**Livonia High School**

Versatile linebacker who mentored under All-American and Butkus Award winner Devin White a year ago ... Can play inside or outside due to his speed and physical style of play ... Learned a great deal from White and is now mentoring LSU's younger linebackers ... Works hard in the weight room and in the classroom ... Good against the run or pass ... Started four of LSU's final five games in 2018 and is being counted on to carry that into his junior year in 2019 ... For career, has played in 26 games with four starts ... 46 career tackles to go along with 5.5 tackles for loss and a sack.

## SOPHOMORE SEASON (2018)

Played in all 13 games, starting four of LSU's final five contests ... Earned his stripes having to fill in for Devin White in the first half of LSU's game against Alabama last November in what was his first career start ... Responded with nine tackles, including two tackles for 9-yards in losses against the Crimson Tide ... Led LSU with nine tackles to go along with a sack for a 22-yard loss and 2.0 tackles for loss in Fiesta Bowl win over UCF ... Other starts came at outside linebacker against Rice and Texas A&M ... Had 18 tackles over LSU's final three ... Had five vs. Rice and four vs. Texas A&M ... Finished season with 40 tackles, 5.0 tackles for loss and a sack.

## TRUE FRESHMAN SEASON (2017)

Played in 12 games for the Tigers and totaled six tackles ... Had two tackles in games against Chattanooga, Arkansas and Texas A&M.

## HIGH SCHOOL

A four-year starter for Livonia who played both linebacker and running back ... Selected as a finalist for the 2016 Warrick Dunn Award, which is presented to the high school player of the year in the Baton Rouge area ... A 3A state champion and 2015 All-State selection ... Totaled 1,487 rushing yards and 19 touchdowns ... Finished with 66 tackles, including 42 solo, seven tackles for loss, and six passes broken up ... Racked up 1,731 all-purpose yards his senior season after adding 255 receiving yards ... Began his career with 1,887 rushing yards and a selection to the All-Metro team ... Regarded as a four-star recruit and was in the top-300 of 247Sports, Rivals and ESPN's national rankings ... Listed as No. 8 by Rivals, No. 12 by 247Sports, and No. 14 by ESPN in the state of Louisiana ... Coached by Guy Mistretta.

**PERSONAL**

Born Aug. 13, 1999 ... Majoring in sport administration.

**PATRICK QUEEN'S CAREER HIGHS**

Tackles: 9 vs. Alabama, 2018

Tackles for Loss: 2.0 vs. Alabama, 2018

Sacks: 1.0 vs. UFC, 2019 Fiesta Bowl

**PATRICK QUEEN'S CAREER STATISTICS**

YEAR	G-GS	UT	AT	TT	TFL	SACKS	PBU	QBH	INT	FF	FR
2017	13-0	2	4	6	0.5-1	0.0-0	0	0	0	0	0-0
2018	13-4	20	20	40	5.0-37	1.0-22	1	5	0	0	0-0
<b>Total</b>	<b>26-4</b>	<b>22</b>	<b>24</b>	<b>46</b>	<b>5.5-38</b>	<b>1.0-22</b>	<b>1</b>	<b>5</b>	<b>0</b>	<b>0</b>	<b>0-0</b>

**51 DARE ROSENTHAL****Offensive Tackle**

**6-8 • 333 • Fr. • RS**

**Ferriday, La.**

**Ferriday High School**

Talented offensive line prospect with a huge upside ... Will provide quality depth at either tackle spot for the Tigers in 2019 after redshirting as a true freshman in 2018 ... Seems to be a more natural fit at left tackle ... Originally signed as a defensive lineman but shifted to the offensive side of the ball as a rookie.

**TRUE FRESHMAN SEASON (2018)**

Did not see any game action as a true freshman in 2018.

**HIGH SCHOOL**

The top-rated defensive tackle prospect in Louisiana ... Dominated at the prep level ... Helped his team to the semifinals of the 2A state playoffs as a senior in 2017 ... Four stars from ESPN, Rivals and Scout ... Listed as the nation's No. 18 overall defensive tackle and ranked as the seventh-best defensive tackle in the south region ... Ranked No. 193 overall by Scout ... Built on his tremendous junior campaign by recording 60 tackles, 30 tackles for loss, six sacks, five quarterback hurries, recovered four fumbles (two for TDs), blocked a field goal and registered an interception as a senior ... Had 56 tackles, including 19 for losses, as a junior in 2016 ... Added seven sacks in 2016 ... Participated in the New Orleans Regional for The Opening in both 2016 and 2017 ... Played on both the offensive and defensive lines under Stanley Smith.

**PERSONAL**

Majoring in sport administration.

**65 JAKORI SAVAGE****Defensive Line**

**6-6 • 296 • Jr. • 2L**

**Bay Minette, Ala.**

**Baldwin County High School**

Shifted to the defensive side of the ball due to necessity when injuries hit the Tigers hard late in 2018 ... Has found at home at defensive end after spending the first two years on the offensive line ... Has played in 18 games during his career, all on the offensive side of the football or on special teams as a member of the field goal protection team.

**SOPHOMORE SEASON (2018)**

Played in seven games, mainly seeing action on special teams ... Played one offensive snap in win over Ole Miss ... Shifted to defensive side of the ball late in the year when injuries took toll on the defensive front.

**REDSHIRT FRESHMAN SEASON (2017)**

Appeared in 11 games on special teams.

**FRESHMAN SEASON (2016)**

Redshirted as a true freshman in 2016.

**HIGH SCHOOL**

Rated as a composite three-star prospect and ranked as the No. 90 offensive tackle in the country ... Rated as the 38th-best player in Alabama according to 247Sports ... Earned first team All-USA honors in the state of Alabama as a senior ... Coached by Nathan McDaniel, who dubbed Savage as a "gentle giant."

**PERSONAL**

Parents are Shelia and James Savage ... Born July 18, 1998 ... Majoring in sport administration.

**72 TYLER SHELVIN****Nose Tackle**

**6-3 • 362 • So. • 1L**

**Lafayette, La.**

**Notre Dame High School**

Massive nose tackle that takes up a lot of space on the defensive line ... Has athletic ability that is rare for a player his size ... Had an outstanding spring and goes into 2019 expecting to see plenty of action at nose tackle along with true freshman Siaki Ika ... Extremely strong and powerful and requires the attention many times of more than one blocker ... Gobbles up offensive linemen paving the way for linebackers to make plays ... Tremendous upside and has the potential to become a dominant defensive lineman for the Tigers ... For career, has seen action in six games with nine tackles and 1.5 sacks.

**REDSHIRT FRESHMAN SEASON (2018)**

Played in six games as a redshirt freshman in 2018 ... Saw action in LSU's final four games of year with good results ... Had career-best four tackles in win over Rice, which included his first career sack ... Followed that with three tackles vs. Texas A&M and then closed out season with a tackle and a half-sack for a 2-yard loss in the Fiesta Bowl.

**FRESHMAN SEASON (2017)**

Redshirted as a true freshman season in 2017.

**HIGH SCHOOL**

Five-star recruit according to Rivals ... Four-star prospect per 247Sports, Scout and ESPN ... Consensus No. 1 player in Louisiana ... Ranked No. 24 in the ESPN 300 ... Invited to the Under Armour All-America Game where he posted five tackles, including one for a loss ... Voted to the All-USA Louisiana First Team Defense ... Received an invitation to The Opening, a premier Nike showcase camp held in Oregon during the summer ... Member of the boys basketball team at Notre Dame ... Coached by Louisiana High School Hall of Fame coach Lewis Cook at Notre Dame ... Helped the Pioneers to a 13-1 record, including a 7-0 record in district in 2016 ... Coached by former LSU standout Trev Faulk at Northside, who played linebacker for the Tigers from 1999-2001 ... Faulk finished his career with 300 tackles and was a member of LSU's 2001 SEC title team.

**PERSONAL**

Born July 22, 1998 ... Majoring in sport administration.

**TYLER SHELVIN'S CAREER HIGHS**

Tackles: 4 vs. Rice, 2018

Tackles for loss: 1.0 vs. Rice, 2018

Sacks: 1.0 vs. Rice, 2018

**TYLER SHELVIN'S CAREER STATISTICS**

YEAR	G-GS	UT	AT	TT	TFL	Sacks	PBU	QBH	INT	FF	FR
2018	6-0	2	7	9	1.5-7	1.5-7	1	0	0	0	0
<b>Total</b>	<b>6-0</b>	<b>2</b>	<b>7</b>	<b>9</b>	<b>1.5-7</b>	<b>1.5-7</b>	<b>1</b>	<b>0</b>	<b>0</b>	<b>0</b>	<b>0</b>





## 47 QUENTIN SKINNER

**Long Snapper**  
**6-0 • 253 • Fr. • HS**  
**Buford, Ga.**  
**Buford High School**

Ranked as the second-best long snapper prospect in the nation by 247Sports... The third long snapper from Buford to play at LSU, following the Ferguson brothers – Reid and Blake ... Played in the 2019 U.S. Army All-American Bowl... Coached by John Ford.



## 12 DONTÉ STARKS

**Linebacker**  
**6-1 • 212 • Fr. • HS**  
**Marrero, La.**  
**John Ehret High School**

One of the best linebackers in the state of Louisiana due to his speed and toughness ... A consensus four-star recruit who is listed at No. 135 on the ESPN300 ... Regarded as high as the No. 6 prospect in the state and the No. 114 player in the nation according to 247Sports ... Ranked the No. 8 player in the state and the No. 12 inside linebacker by ESPN ... Chose LSU over offers from Auburn, Clemson, Arkansas and Florida among numerous others ... Recorded 129 tackles, 17 tackles for loss and 7.5 sacks during his senior season at John Ehret High School ... Invited to compete in the Under Armour All-America Game ... Attended the same high school as former LSU running back and current Kansas City Chief Darrel Williams ... Coached by Marcus Scott.



## 3 JACOBY STEVENS

**Safety**  
**6-2 • 225 • Jr. • 2L**  
**Murfreesboro, Tenn.**  
**Oakland High School**

A versatile player that can make plays from a variety of positions on the field ... Has found a home on the defensive side of the ball after seeing action as a wide receiver during his true freshman season in 2017 ... Listed as a safety, but can also play the “quarters” position – which is a hybrid linebacker where the safety plays low with the ability to rush off the edge and play man-to-man against tight ends ... Has tremendous knowledge of the Dave Aranda defense ... Knows the necessary adjustments and has great pre-snap awareness ... Possesses outstanding quickness and is extremely tough and durable ... Has proven to be an asset for the Tigers in zone coverage or in blitz situations ... Provides a great compliment to All-America Grant Delpit, which allows Delpit more freedom on defense ... Called by head coach Ed Orgeron as one of the strongest players on the team pound for pound ... For career, has played in 17 games with four starts ... Has recorded 35 tackles, 6.5 tackles for loss, 1.5 sacks and an interception.

### SOPHOMORE SEASON (2018)

Played in 11 games, starting final four games in 2018 ... Emerged as one of LSU’s top defensive players late last year ... Finished season with 35 tackles, 6.5 tackles for loss, 1.5 sacks and an interception ... Added five pass breakups and four quarterback hurries ... Returned a fumble 64-yards in win over Southeastern Louisiana ... Had six tackles and an interception in win over UCF in Fiesta Bowl ... That performance came following his best game as a Tiger when recorded 14 tackles and 4.0 tackles for loss against Texas A&M ... Had a sack for a 9-yard loss on a crucial third-down early in the fourth quarter that forced Georgia to punt in 36-16 win over the No. 2-ranked Bulldogs ... Added seven tackles, including one for a 3-yard loss, in win over Rice ... Had a pair of pass breakups in win over Arkansas.

### TRUE FRESHMAN SEASON (2017)

Talented player who split time between wide receiver and safety in his first season ... Saw action in six games and made the start at wide receiver against Troy ... Made his first appearance at safety for the Tigers against Auburn ... Finished year with two receptions for 32 yards.

### HIGH SCHOOL

The nation’s top safety prospect for the Class of 2017 ... Listed as top-rated safety and the No. 2 overall prospect in the state of the Tennessee for 2017 by 247Sports ... Ranked No. 24 overall by 247Sports ... Five-star prospect by 247Sports and Rivals.com ... Rated as a four-star and listed as nation’s No. 3 safety and 45th best prospect according to Scout.com ... Under Armour All-America Game participant ... Rated No. 3 overall at his position and No. 26 in the ESPN300 according to ESPN.com ... Racked up 61 tackles, nine interceptions as a senior ... Added 34 receptions for 689 yard and 12 TDs.

### PERSONAL

Born July 19, 1998 ... Majoring in sport administration.



### JACOBY STEVENS' CAREER HIGHS

Tackles: 14 vs. Texas A&M, 2018  
 Tackles for Loss: 1.0 vs. Georgia, 2018  
 Sacks: 1.0 vs. Georgia, 2018  
 Interceptions: 1 vs. UCF, 2019 Fiesta Bowl  
 Pass Breakups: 2 vs. Arkansas, 2018  
 Fumble Returns: 64 vs. Southeastern Louisiana, 2018

### JACOBY STEVENS' CAREER STATISTICS

YEAR	G-GS	UT	AT	TT	TFL	SACKS	PBU	QBH	INT	FF	FR
2017	6-1	0	0	0	0-0	0-0	0	0	0-0	0	0-0
2018	11-4	19	16	35	6.5-28	1.5-12	5	4	1-1	0	1-64
<b>Total</b>	<b>17-5</b>	<b>19</b>	<b>16</b>	<b>35</b>	<b>6.5-28</b>	<b>1.5-12</b>	<b>5</b>	<b>4</b>	<b>1-1</b>	<b>0</b>	<b>1-64</b>



## 24 DEREK STINGLEY JR.

**Cornerback**  
**6-1 • 195 • Fr. • HS**  
**Baton Rouge, La.**  
**The Dunham School**

A consensus five-star prospect that is thought to be the nation’s top overall player in the 2019 class ... Rated as the No. 1 player in the nation by Rivals ... Enrolled at LSU in January and participated in spring practice where he turned heads on a daily basis ... Emerged from spring as in position to start at cornerback for the Tigers in 2019 and is in line to handle punt return duties for LSU ... Lockdown cornerback that intercepted a pass on the first play in his first collegiate scrimmage in Tiger Stadium ... Possesses tremendous ball skills and hand-eye coordination ... A finalist for the 2018-19 Gatorade National Football Player of the Year... Named Louisiana’s Gatorade Player of the Year for 2018 ... Led Dunham to the Louisiana Division-III quarterfinals during his senior campaign, making plays all over the field in all three phases of the game ... As a senior, had four interceptions - returning one for a touchdown – to go along with 24 receptions for 678 yards and eight TDs ... Rushed for 192 yards and 4 TDs ... Helped Dunham High School to back-to-back district titles for the first time in school history as a junior and senior ... Intercepted 14 passes over the final 20 games of his high school career ... Saw action at safety, cornerback, wide receiver and return specialist ... Standout in the classroom as well, earning Academic All-State honors ... Earned MVP honors on both offense and district for his district as well as being first team all-district on both sides of the ball ... Played in the 2019 U.S. Army All-America Bowl ... His dad, Derek, played college baseball at Triton College and was picked in the 1993 Major League Baseball Draft by the Phillies ... His grandfather, the late Darryl Stingley, was a first round draft pick of the New England Patriots out of Purdue in 1973 ... He spent five years with the Patriots before having his career cut short due to a tragic injury.



## 10 STEPHEN SULLIVAN

**Wide Receiver/Tight End**

**6-7 • 232 • Sr. • 3L**

**Donaldsonville, La.**

**Donaldsonville High School**

One of the tallest receivers in school history at 6-foot-7 ... Uses his large frame and outstanding leaping ability to his advantage ... Great hands with the ability to create yards after the catch due to his size and speed ... Spent time learning the tight end position during the spring, giving the Tigers another option in the passing game ... Will continue to cross-train at both wide receiver and tight end in 2019 ... Has 34 games to his credit with nine starts ... Goes into 2019 with 34 career receptions for 582 yards and three touchdowns ... First name is pronounced stuh-Fahn.

### JUNIOR SEASON (2018)

Played in 13 games with one start in 2018 ... Second on team in receptions (23) and yards (363) ... Caught a pair of TD passes and had at least one reception in 10 of LSU's 13 games ... Rushed twice for 20 yards, including an 11-yard run against Ole Miss ... Against Auburn, made a spectacular 9-yard reception on fourth-and-nine late in the game that extended a drive that eventually led to Cole Tracy's 42-yard game-winning field goal as time expired in LSU victory at Jordan-Hare Stadium ... Finished Auburn game with two catches for 12 yards ... Caught career-best five passes for 50 yards against Ole Miss ... Had four receptions for 94 yards, including a 38-yard TD reception from Joe Burrow in win over Rice ... Capped season with three catches for 72 yards, including a 42-yarder, in win over UCF in the Fiesta Bowl ... The 42-yard reception came on third-and-seven at the LSU 48-yard line early in the fourth quarter that setup a Cole Tracy field goal that put the Tigers up 40-24.

### SOPHOMORE SEASON (2017)

One of the top targets in the passing game with 11 receptions for 219 yards and a touchdown ... Made eight starts and played in all 13 games for the Tigers ... Hauled in his first career reception for a career-long 46 yards against Chattanooga ... Had his first career touchdown pass for 43 yards against Syracuse ... Finished with a pair of receptions for 44 yards against Alabama, 40 yards against Arkansas and 24 yards in the Citrus Bowl against Notre Dame ... Also ended the game with two catches against Troy and one catch against Texas A&M.

### FRESHMAN SEASON (2016)

Played in eight games, including four SEC games and the bowl win over Louisville.

### HIGH SCHOOL

Given a four-star ranking by ESPN, Rivals, 247Sports, and Scout ... Earned the No. 1 receiver ranking in Louisiana and listed as the No. 7 receiver nationally according to Scout ... Honored as the 71st-ranked player in the ESPN 300 and the No. 8 player in Louisiana per 247Sports ... Named to the Louisiana All-USA First Team Offense ... Hauled in 57 passes for 987 receiving yards and 11 touchdowns his junior year ... Tallied over 1,000 receiving yards as both a junior and senior ... Member of the Baton Rouge Advocate Super Dozen for 2016 ... Coached by Benny Guilbeaux.

### PERSONAL

Parents are Yvonne and Ronnie Simon ... Born Nov. 28, 1996 ... Majoring in interdisciplinary studies.

### STEPHEN SULLIVAN'S CAREER RECEIVING HIGHS

Receptions: 5 vs. Ole Miss, 2018

Receiving yards: 94 vs. Rice, 2018

Receiving TDs: 1, 3x (Last: vs. Rice, 2018)

Long reception: 46 vs. Chattanooga, 2017

### STEPHEN SULLIVAN'S CAREER RECEIVING STATISTICS

YEAR	G-GS	REC.	YDS.	TD	LONG
2016	8-0	0	0	0	0
2017	13-8	11	219	1	46
2018	13-1	23	363	2	42
<b>TOTAL</b>	<b>34-9</b>	<b>34</b>	<b>582</b>	<b>3</b>	<b>46</b>



## 93 JUSTIN THOMAS

**Defensive End**

**6-5 • 268 • Jr. • 1L**

**Daphne, Ala.**

**Spanish Fort High School**

Third-year defensive end that will add depth to the defensive front for the Tigers in 2019 ... Coming off his best year in 2018, seeing action in four games with four tackles ... Continues to develop both on the field and in the weight room ... Has played in six games in his LSU career with four tackles and 0.5 sacks.

### SOPHOMORE SEASON (2018)

Saw action in four games, recording four tackles and a half-sack for a 4-yard loss ... Had career-best three tackles to go along with half-sack in home-opener against Southeastern Louisiana ... Added a tackle in win over No. 2 Georgia ... Other action came against Ole Miss and in the Fiesta Bowl against UCF.

### TRUE FRESHMAN SEASON (2017)

Played in two games in 2018, seeing action in the season-opening win over BYU and the home-opener against Chattanooga ... Did not record any statistics.

### HIGH SCHOOL

Outstanding defensive line prospect from Alabama ... Consensus three-star status from ESPN, Scout, Rivals and 247Sports ... Listed as high as the No. 18 defensive end prospect from 247Sports and No. 27 at his position by Rivals.com ... Recorded 57 tackles and seven sacks as a senior ... For career, totaled 152 tackles and 21 sacks for Spanish Fort High School.

### PERSONAL

Born July 7, 1999 ... Majoring in sport administration.

### JUSTIN THOMAS' CAREER HIGHS

Tackles: 3 vs. Southeastern Louisiana, 2018

Tackles for Loss: 0.5 vs. Southeastern Louisiana, 2018

Sacks: 0.5 vs. Southeastern Louisiana, 2018

### JUSTIN THOMAS' CAREER STATISTICS

YEAR	G-GS	UT	AT	TT	TFL	SACKS	PBU	QBH	INT	FF	FR
2017	2-0	0	0	0	0-0	0-0	0	0	0	0	0-0
2018	4-0	2	2	4	0.5-4	0.5-4	0	0	0	0	0-0
<b>Total</b>	<b>6-0</b>	<b>2</b>	<b>2</b>	<b>4</b>	<b>0.5-4</b>	<b>0.5-4</b>	<b>0</b>	<b>0</b>	<b>0</b>	<b>0</b>	<b>0-0</b>



## 58 KARDELL THOMAS

### Offensive Line

6-3 • 329 • Fr. • HS

Baton Rouge, La.

Southern Lab High School

Another highly-touted local product for LSU's 2019 signing class ... One of the best offensive line prospects to come out of the Baton Rouge in many years ... Considered to be one of the nation's top offensive guard prospects ... Huge offensive lineman with elite upper and lower body strength ... Rated as a five-star prospect by 247Sports and rated a four-star recruit by both Rivals and ESPN ... Member of the ESPN 300 at No. 26 ... Parents are Karl and Janice Thomas ... Has two sisters ... Coached by Darrell Asberry.



## 43 RAY THORNTON

### Linebacker

6-4 • 226 • Jr. • 2L

Killeen, Texas

Shoemaker High School

Outside linebacker/edge rusher for the Tigers with tremendous quickness ... Has yet to reach his potential due to a series of minor injuries that have limited him at times ... Expected to be at full strength for fall camp ... With his speed and strength, gives LSU another pass rush specialist on the edge ... More than just a pass rusher, is good against the run as well ... Has played in 18 games with four starts during his career ... 31 career tackles along with 3.5 tackles for loss and a sack.

#### SOPHOMORE SEASON (2018)

Played in 12 games with two starts ... Starts came in the Fiesta Bowl win over UCF and in the home-opener against Southeastern Louisiana ... Had career-best five tackles against Southeastern Louisiana and Ole Miss ... First career sack came in win over Southeastern ... Added four tackles against Florida and Alabama.

#### REDSHIRT FRESHMAN SEASON (2017)

Played six games and started the final two games at outside linebacker ... Finished the season with 10 tackles ... Recorded a season-high three tackles against Texas A&M and in the Citrus Bowl against Notre Dame ... Also finished with two tackles against Tennessee and one tackle against both BYU and Chattanooga.

#### FRESHMAN SEASON (2016)

Redshirted as a true freshman in 2016.

#### HIGH SCHOOL

Rated as the nation's 61st-best overall prospect by ESPN ... Four-star rating from ESPN, Scout, and 247Sports ... Ranked No. 195 by 247Sports and No. 259 by Scout ... Invited to the Under Armour All-American Game ... Listed as the nation's 13th-best weak side defensive end prospect and rated as the 31st-best player in the state of Texas for the class of 2016 ... Helped team to a 9-3 overall mark as a senior and the school's first-ever playoff victory ... Key contributor on a Shoemaker High defense that allowed only 15 points a game in 2015 ... Had 57 tackles and 10 sacks in 2015 ... Recorded 61 tackles, 22.5 tackles for loss and five sacks as a junior ... Named District 12-6A Defensive Player of the Year in 2015 ... Named 2015 Killeen Daily Herald All-Area Most Valuable Player ... Coached by Channon Hall.

#### PERSONAL

Parents are Danielle and Rahssan Thornton Sr. ... Born Nov. 17, 1997 ... Majoring in sport administration.

#### RAY THORNTON'S CAREER HIGHS

Tackles: 5, 2x (Last: vs. Ole Miss, 2018)

Tackles for Loss: 1.5 vs. Southeastern Louisiana, 2018

Sacks: 1.0 vs. Southeastern Louisiana, 2018

#### RAY THORNTON'S CAREER STATISTICS

YEAR	G-GS	UT	AT	TT	TFL	SACKS	PBU	QBH	INT	FF	FR
2017	6-2	2	8	10	1.0-3	0.0-0	1	1	0	0	0-0
2018	12-2	7	14	21	2.5-15	1.0-7	0	1	0	0	0-0
<b>Total</b>	<b>18-4</b>	<b>9</b>	<b>22</b>	<b>31</b>	<b>3.5-18</b>	<b>1.0-7</b>	<b>1</b>	<b>2</b>	<b>0</b>	<b>0</b>	<b>0-0</b>



## 74 BADARA TRAORE

### Offensive Tackle

6-7 • 323 • Sr. • 1L

Boston, Mass.

Matignon High School/ASA College

Massive offensive tackle that has positioned himself for increased playing time in 2019 ... Can play either tackle position and is coming off an outstanding spring ... Joined the Tigers in 2018 after a stellar junior college career at ASA College in Brooklyn, N.Y. ... Considered the nation's top junior college offensive line prospect for the 2018 class ... During spring practice in 2019, Coach Orgeron called Badara, "one of the most improved players on the team" ... In high school, commuted two hours to Matignon High each day, taking two trains and two buses to get to school ... In first year at LSU, played in all 13 games, starting twice ... On pace to graduate in December and will become the first person in his family to graduate from college ... Parents are from Africa ... He grew up in Hyde Park, a neighborhood in Boston ... Badara along with his younger brother Mohammed spent a month in Africa the summer before he started seventh grade.

#### JUNIOR SEASON (2018)

Played in 13 games with two starts ... First start came in week 3 at right tackle against Southeastern Louisiana ... Started at left tackle in week 4 against Louisiana Tech ... Saw extensive action at right tackle in the season-opening win over Miami when starter Adrian Magee went down with an injury ... Played 53 snaps in win over Miami and followed that with 58 snaps against Southeastern Louisiana ... Played season-high 79 snaps in win over Louisiana Tech and 34 the following week in win over Auburn ... In all, played a total of 228 offensive snaps and finished with seven knockdown blocks ... Saw action on field goal and PAT protection units.

#### PRIOR TO LSU

The top-rated junior college offensive line prospect in 2018 ... Rated as the nation's No. 6 overall junior college player ... Played two years as ASA College in Brooklyn, N.Y., earning first team All-Offense for the Northeast Football Conference ... His junior college games were played at a high school stadium three blocks from Coney Island ... His junior college team averaged 41.9 points per game, posted a 9-1 overall record and won the Valley of the Sun 50 ... A four-star recruit according to ESPN and Scout.com ranked No. 17 in ESPN's JUCO Top 50 ... Prepped at Matignon High School in Cambridge, Massachusetts ... Standout in both football and basketball in high school ... Coached by Joe Osovet at ASA College.

#### PERSONAL

Dad is Bakary Traore and mom is Rouguiatou Kaba ... His dad was born in Bamako, the capital and largest city in Mali, which is a country in Africa ... His mom grew up in Conakry, Guinea ... His parents now live in Hyde Park, a neighborhood in Boston ... Majoring in interdisciplinary studies.



## 69 CHARLES TURNER

### Offensive Line

6-4 • 245 • Fr. • HS  
Canton, Ohio  
IMG Academy

Versatile offensive lineman that can play any position on the offensive line ... A consensus three-star prospect according to 247Sports, Rivals, and ESPN ... Selected to take part in the 2019 U.S Army All-American Bowl ... Ranked as the 6th best center nationally according to 247Sports ... Attended IMG Academy his final two years of high school, helping his team to a 16-1 mark during that span ... Enrolled at LSU in January and participated in spring practice with the Tigers.



## 5 KARY VINCENT JR.

### Cornerback

5-10 • 181 • Jr. • 2L  
Houston, Texas  
Port Arthur Memorial High School

Two-sport standout for the Tigers as he doubles as a SEC Championship sprinter on the LSU track and field team ... One of the fastest players in college football ... Ran lead leg for LSU's 4x100 meter relay SEC Championship team at the 2018 conference outdoor meet ... Can play cornerback or move inside to play the nickel position ... Great in coverage with tremendous

speed and good ball skills ... Has played in 24 games with 10 starts ... 40 career tackles to go with 1.5 tackles for loss, a sack and a pair of interception.

### SOPHOMORE SEASON (2018)

Played in 13 games with seven starts ... Finished with 40 tackles, 1.5 tackles for loss, a sack and an interception ... Started at cornerback in the Fiesta Bowl win over UCF ... Other starts came vs. Louisiana Tech, Ole Miss, Florida, Mississippi State, Alabama, and Arkansas ... Had spectacular interception to go along with three tackles, two pass breakups and a sack for an 8-yard loss in win over Arkansas ... Opened season with four tackles vs. Miami ... Had career-best seven tackles and a pass breakup in win over No. 2 Georgia.

### FRESHMAN SEASON (2017)

Appeared in 11 games and made three starts at nickel against Chattanooga, Mississippi State and Syracuse ... Finished year with nine tackles and an interception ... First career interception came against Chattanooga ... Had three tackles vs. Mississippi State and Syracuse.



### ON THE TRACK (AT LSU)

**2019:** Ran wind-aided 10.07 in the 100 meters at the LSU Invitational to finish the season ranked No. 11 in the NCAA for 2019 ... Lead leg of the 4x100 meter relay that ran the 14th fastest time in NCAA history with a 38.37 at the NCAA Championships ... Ran lead leg of SEC winning 4x100 meter relay that clocked a time of 38.85 ... Helped LSU's 4x100 meter relay win three additional times in 2018.

**2018:** Served as the lead leg of the 4x100 meter relay all season long when he competed ... Ran lead leg of the 4x100 meter relay that claimed gold at the SEC Championships with a season-best time of 38.76 ... Helped the Tigers win the 4x100 meter relay title at the Pac-12/Big Ten Invitational with a clocking of 38.84 ... Ran the lead leg of the 4x200 meter relay at the Texas Relays to help LSU place second with a time of 1:21.48.

### HIGH SCHOOL

Four-star recruit per 247Sports, Rivals, ESPN and Scout ... Graded as the No. 12 player overall in Texas by Rivals ... Rated as the No. 23 overall prospect and the No. 2 corner in the ESPN 300 ... Invited to the 2017 Under Armour All-America game ... Ranked No. 33 on the Austin American-Statesman's 2017 Fabulous 55 ... Named to the All-USA Texas First Team Defense ... Recorded seven interceptions, returning three of them for four touchdowns his senior season ... Also defended seven passes and a sack ... Showed versatility by running for two touchdowns and hauling in a touchdown catch on offense ... Garnered 51 tackles, picking off five passes and returning two kicks for touchdowns during his junior campaign ... Two-time 6A Texas State Champion in the 200 meters ... Coached in track by his dad ... Coached by Kenny Harrison.

### PERSONAL

Son of the late Kary Vincent Sr., who played wide receiver for Texas A&M and was drafted in the sixth round by the New Orleans Saints ... Mom is Montrelle Shedrick ... Born Feb. 27, 1999 ... Majoring in sport administration.

### KARY VINCENT'S CAREER HIGHS

Tackles: 7 vs. Georgia, 2018

Tackles for Loss: 1.0 vs. Arkansas, 2018


Sacks: 1.0 vs. Arkansas, 2018

Interceptions: 1, 2x (Last: vs. Arkansas, 2018)

Pass Breakups: 2 vs. Arkansas, 2018

### KARY VINCENT'S CAREER STATS

YEAR	G-GS	UT	AT	TT	TFL	Sacks	PBU	QBH	INT	FF	FR
2017	11-3	4	5	9	0-0	0-0	3	0	1-0	0	0
2018	13-7	20	11	31	1.5-9	1.0-8	6	0	1-0	0	0
<b>Totals</b>	<b>24-10</b>	<b>24</b>	<b>16</b>	<b>40</b>	<b>1.5-9</b>	<b>1.0-8</b>	<b>9</b>	<b>3</b>	<b>2-0</b>	<b>0</b>	<b>0</b>



## 46 ZACH VON ROSENBERG

### Punter

6-5 • 245 • Jr. • 2L  
Zachary, La.  
Zachary High School

- 2018 Second Team All-SEC (AP)
- 2018 SEC Academic Honor Roll
- 2018 Ray Guy Award Ray's 8 (vs. Mississippi State)
- 2017 SEC Academic Honor Roll
- 2017 Freshman All-SEC
- 2017 SEC Special Teams Player of the Week (vs. Tennessee)

One of the top punters in college football ... Enters third season as LSU's primary punter ... Left-footed punter with tremendous leg strength and hang time ... Career average of 44.6 yards on 87 punts in 24 games ... Goes into 2019 season tied for first in LSU history for career punting average along with former All-America Brad Wing ... Originally committed to play baseball at LSU before being selected in the sixth round of the 2009 MLB Draft by the Pittsburgh Pirates ... Twice named Mr. Baseball in Louisiana (2008 and 2009) as a junior and senior at Zachary High School ... Spent six years in the Minor Leagues as a pitcher, compiling a 15-25 record in all levels of minor league baseball ... Retired from baseball following the 2014 season ... Walked on to the LSU team in 2016, eventually becoming an All-SEC punter for the Tigers ... The oldest player on the team at 28 years of age ... Excels in the classroom as well, earning SEC Academic Honor Roll distinction in 2017 and 2018.

### SOPHOMORE SEASON (2018)

LSU's starting punter for all 13 games in 2018 ... Had his best year as a Tiger, ranking second in the SEC with a 45.7 punting average ... As a unit, LSU finished No. 3 in the league in net punting with a 41.0 average ... His 45.7 average ranks as the third-best single-season average in LSU history, bettered only by Chad Kessler (50.28 in 1997) and Derek Hilton (45.73 in 2010) ... In all, punted 51 times for 2,330 yards ... Longest punt traveled 65 yards against Louisiana Tech ... He averaged 49.8 yards on four punts in win over Tech ... Had 12 punts travel at least 50 yards with 18 of his punts downed inside the 20-yard line ... Only had one punt go through the endzone for a touchback ... Played big role in LSU's win over Auburn, averaging 52.8 yards on four punts ... Punted seven times for a 43.7 average in win over Mississippi State, which included three punts being downed inside the 20-yard line ... Averaged 45.8 yards on five punts vs. Florida ... Averaged 45.4 yards on five punts, including two inside the 20, against Texas A&M ... Punted once for 48 yards in LSU's Fiesta Bowl win over UCF.



## 16 JAY WARD

**Cornerback**  
**6-2 • 167 • Fr. • HS**  
**Moultrie, Ga.**  
**Colquitt County HS**

Another extremely athletic defensive back in LSU's 2019 class ... Led his team to a 14-1 record and an appearance in the Georgia 7A State Championship Game as a senior ... Capped his senior season with 50 tackles and six interceptions ... As a junior, recorded 46 tackles, 12 pass breakups and four interceptions ... Capped career with 11 interceptions ... Listed as a three-star recruit by 247Sports, Rivals, and ESPN ... Ranked No. 50 nationally among cornerbacks by 247Sports and No. 57 nationally by Rivals ... Older brother Johnny Ward played football at South Florida, where he played in 47 games with 18 starts from 2013-16 ... Coached by Rush Propst.



## 61 CAMERON WIRE

**Offensive Tackle**  
**6-7 • 296 • Fr. • RS**  
**Gonzales, La.**  
**East Ascension High School**

Redshirted as a true freshman in 2018 ... Player with a tremendous upside ... Has a big frame and a long wing span ... Will provide depth at either offensive tackle spot for the Tigers in 2019.

### TRUE FRESHMAN SEASON (2018)

Did not see any action as a true freshman in 2018.

### HIGH SCHOOL

Four-star prospect according to ESPN and three-start prospect by 247Sports ... Rated as the No. 40 offensive tackle in the class and the No. 23 overall player in the state of Louisiana by ESPN ... The No. 15 player in Louisiana No. 31 offensive tackle in the nation by 247Sports ... Coached by Darnell Lee.

### PERSONAL

Majoring in sports administration.



## 36 CADE YORK

**Kicker**  
**6-2 • 189 • Fr. • HS**  
**McKinney, Texas**  
**Prosper High School**

One of the nation's top kicking prospects ... Extremely accurate with a strong leg ... Can also punt ... A three-star prospect ranked second nationally by ESPN and sixth by 247Sports... Graded as a five-star kicker and punter at Kohl's Kicking Camp... Ranked among the Top 10 in field goals, punts, and kickoffs at the 2018 National Scholarship Camp... Played in the 2019 Under Armour All-America Game where he kicked a 59-yard field goal, the longest field game in the history of the game ... Named to the Texas 2018-19 Academic All-State 2nd team... Led team to the Texas 6A Division II Regional Semifinals his junior season... Connected on 9-of-11 field goals with a long of 47 yards as a senior.

### REDSHIRT FRESHMAN SEASON (2017)

The Tigers' punter in 11 games with 36 punts for 1,548 and an average of 43 yards per punt ... Named to the Freshman All-SEC team ... Boomed four punts for 50 or more yards, including one for 60 yards against Tennessee ... Was named the SEC Special Teams Player of the Week after booting five punts for 246 yards and an average of 49.2 yards in the driving rain ... Also forced the Volunteers to muff two punts in the game ... Averaged 43 yards on seven punts and pinned Alabama inside its 10 with a then career-long 52-yard punt.

### FRESHMAN SEASON (2016)

Redshirted as a true freshman in 2016.

### PERSONAL

Moved from Lake Charles, Louisiana to Zachary in 2009 due to Hurricane Rita ... Punted for Zachary High School ... Majoring in interdisciplinary studies.

### ZACH VON ROSENBERG'S CAREER HIGHS

Punts: 7, 2x (Last: vs. Mississippi State, 2018)  
 Punting yards: 306 vs. Mississippi State, 2018  
 Punting Average: 52.8 vs. Auburn, 2018 (4 punts)  
 Longest punt: 65 vs. Louisiana Tech, 2018  
 Punts Downed Inside 20: 4 vs. Southeastern Louisiana, 2018  
 Punts of 50+ Yards: 2, 5x (Last: vs. Texas A&M, 2018)

### ZACH VON ROSENBERG'S CAREER PUNTING STATISTICS

YEAR	G	NO.	YARDS	AVG	LONG	TB	FC	I20	50+
2017	11	36	1548	43.0	60	1	16	11	4
2018	13	51	2330	45.7	65	1	24	18	12
<b>Total</b>	<b>24</b>	<b>87</b>	<b>3878</b>	<b>44.6</b>	<b>65</b>	<b>2</b>	<b>40</b>	<b>29</b>	<b>16</b>



## Ed Orgeron

Head Coach

[@Coach\\_EdOrgeron](#)

Overall Record: 41-36 • LSU Record: 25-9 (Fourth year)

Ed Orgeron grew up a Tiger fan. He developed a passion for the Tigers at an early age, becoming a fan of some of the all-time LSU greats in the 1970s. Players like Bert Jones, Ronnie Estay, Tommy Casanova and Charles Alexander ignited a purple and gold fire under Orgeron that still burns today.

Now as he enters his third full season as head coach of the Tigers, Orgeron has leveraged his passion and love for LSU into a determination and drive that sees him spend nearly every waking moment focused on LSU football and his vision for the program. Winning championships will always be the goal for the program, but it's what Orgeron and his staff are doing to develop and mentor players off the field, in an atmosphere that fosters inclusion and accountability, that will ultimately set Tigers apart.

With a "One Team, One Heartbeat" motto and high-energy practices that focus on being crisp and efficient, the players have bought into the Orgeron system, both on and off the field and the results are hard to ignore.

Orgeron has guided the Tigers to a 25-9 overall mark in his 34 games as the LSU head coach. Of his 25 victories, 11 have come against teams ranked in the Top 25, including five over Top-10 opponents. Furthermore, of Coach O's 25 wins, 15 have come against SEC foes and 19 have come by double-digits.

He is also 2-1 in bowl games, beating previously undefeated and seventh-ranked UCF in the 2019 Fiesta Bowl, and knocking off Heisman Trophy winning quarterback Lamar Jackson and 15th-ranked Louisville in the 2016 Citrus Bowl.

Under Orgeron, the Tigers have played 29-of-34 games ranked in the Top 25, including all 13 games in 2018.

In 2018, Orgeron guided a young and inexperienced LSU team to a 10-3 overall mark and a final ranking of No. 6 nationally. It marked LSU's first 10-win season since 2013 and the highest final ranking for the Tigers since 2011. The Tigers capped the year with a 40-32 victory over No. 7 ranked Central Florida in the Fiesta Bowl, LSU's first New Year's Six Bowl victory since the new format was put in place in 2014.



For the first time in school history, Orgeron directed the Tigers to four wins over Top-10 teams beginning with a season-opening victory over No. 8 Miami. LSU followed that with a road victory over No. 7 Auburn, a home win over No. 3 Georgia and the bowl win over No. 7 UCF. Overall, LSU had five wins over Top 25 teams, which also included a victory over No. 22 Mississippi State.

With a 10-3 mark, Orgeron extended LSU's streak of consecutive years with at least eight victories to 19, the longest current streak among Power 5 schools. The Tigers have also appeared in a bowl game for 19-straight seasons.

Individually, Orgeron's 2018 team produced the school's first Butkus Award winner in Devin White along with three first-team all-Americans in White, cornerback Greedy Williams, and safety Grant Delpit. Delpit became only the ninth unanimous All-America in school history in 2018.



The 2018 season was no surprise to those inside the program as Orgeron and his staff had worked long and hard to bring LSU back to the nation's elite football programs.

With a recruiting plan that addressed needs, and offensive scheme that better utilized the talent on the field, and a defense that featured the top linebacker in college football complemented with an outstanding group in the secondary, the Tigers put it all together in 2018 in a season that laid the foundation for what should be more successful years to come.

Orgeron's quick impact on the LSU program was evident in 2016 when he was elevated from defensive line coach to interim head coach just four games into the season. The results were immediate and impressive, turning a 2-2 team with little confidence following a loss at Auburn, into a squad that played with swagger and energy. Orgeron earned the title of permanent head coach on November 26, 2016, two days after LSU beat Texas A&M, 54-39, to wrap up the regular season with a 7-4 mark, which included a 5-2 mark under Coach O.

Orgeron, an accomplished recruiter considered as one of the best in nation in not only identifying talent but also signing those players, is building a roster that have the Tigers competing for championships on an annual basis.

### THE COACH O WAY

With the "One Team. One Heartbeat" motto, the Tigers seemingly became a different team overnight under Orgeron and the results that LSU sought soon followed.

As the head coach of the Tigers, Orgeron said he was going to "flip the script" and he assigned a theme for the daily practices. The purpose of the descriptive practice themes for each day during the week is one of the ways that Orgeron and his staff hold the players accountable and focused both prior



Ed Orgeron and his wife Kelly, with sons Parker, Tyler and Cody.

to and during the workout. The daily practice nicknames are as follows: Tell the Truth Monday, Competition Tuesday, Turnover/No Turnover Wednesday, No Repeat Thursday, and Focus Friday.

Orgeron has also opened the doors for former LSU players to come back and be active in the program. Having former players actively involved is a way for the current Tigers to get a better understanding of who helped build the foundation for the program, while also letting them see first-hand what it means to be a LSU Tiger and the responsibility that goes along with it.

### ORGERON COACHING HISTORY

Orgeron, a native of Larose, Louisiana, is LSU's 33rd head football coach, and the first Louisiana native to serve as head coach of the Tigers since West Monroe native Jerry Stovall held the position for four seasons in the early 1980s.

Orgeron, who has also served as head coach at Ole Miss and Southern Cal, is 25-9 at LSU. His career mark as a collegiate head coach is 41-36, however he's 31-11 over his last 42 games. Orgeron went 6-2 as Southern Cal's interim head coach in 2013, taking over a USC team that stumbled to a 3-2 mark over the first five games of the year. Orgeron rallied the Trojans as USC closed out the regular season with wins in six of its final eight games.

In his first game as LSU's permanent head coach, Orgeron guided the Tigers to a 29-9 win over No. 15 Louisville and its Heisman Trophy quarterback in the 2016 Citrus Bowl.

Orgeron originally joined the Tiger staff in 2015 as defensive line coach, before adding the title of recruiting coordinator in the spring of 2016.

Prior to joining the LSU staff, Orgeron's last coaching stop came at Southern Cal where he served as recruiting coordinator and defensive line coach for the Trojans for four years (2010-13). Orgeron was elevated to interim head coach at USC for the final eight games of the 2013 season, leading the Trojans to a 6-2 mark over that span.

Orgeron served two stints at Southern Cal, the first as the Trojans' defensive line coach from 1998 to 2004. Orgeron coached under Paul Hackett at USC for three years from 1998 to 2000 and was one of just a handful of coaches retained by Pete Carroll when he took over as the Trojans' head coach in 2001.

He added the title of recruiting coordinator for USC in 2001 and helped the Trojans to top five signing classes for three straight years from 2002-04. Rivals.com and Sporting News named him the 2004 National Recruiter of the Year.

Orgeron left USC in 2005 to become the head coach at Ole Miss, where he went 10-25 in three years with Rebels from 2005-07.

Orgeron spent the 2008 season coaching the defensive line for the New Orleans Saints and then joined Tennessee as defensive line coach and recruiting coordinator in 2009. He returned to Southern Cal following the 2009 season.

Orgeron made a name for himself as a top defensive line coach at the



## Once a Tiger, Always a Tiger

### THE ORGERON FILE

Year at LSU: Fifth (Third as head coach)  
 Birthdate: July 27, 1961, in Larose, La.  
 Wife: Kelly  
 Children: Tyler, Parker, Cody  
 High School: South Lafourche High School (Galliano, La.)  
 College: Northwestern State (La.), 1984

### YEAR-BY-YEAR HEAD COACHING RECORD

YEAR	SCHOOL	OVERALL RECORD
2005	Ole Miss	3-8
2006	Ole Miss	4-8
2007	Ole Miss	3-9
2013	Southern Cal	6-2
2016	LSU	6-2
2017	LSU	9-4
2018	LSU	10-3
<b>Overall</b>		<b>41-36</b>

### PLAYING EXPERIENCE

1981-84 Northwestern (La.) State (defensive line)

### COACHING EXPERIENCE

1984 Northwestern (La.) State (graduate assistant)  
 1985 McNeese State (graduate assistant)  
 1986-87 Arkansas (assistant strength coach)  
 1988-92 Miami (Fla.) (graduate assistant, 1988; defensive line 1989-92)  
 1994 Nicholls State (linebackers)  
 1995-97 Syracuse (defensive line)  
 1998-2004 Southern Cal (defensive line, 1998-2002; recruiting coordinator, 2001-04)  
 2005-07 Ole Miss (head coach)  
 2008 New Orleans Saints (defensive line)  
 2009 Tennessee (defensive line/recruiting coordinator)  
 2010-12 Southern Cal (defensive coordinator/defensive line/recruiting coordinator, 2010-13; interim head coach, 2013)  
 2015-pres. LSU (defensive line; recruiting coordinator, 2016; interim head coach, Sept. 25, 2016; head coach, Nov. 26, 2016)

### BOWL EXPERIENCE

SEASON	BOWL	TEAM	OPPONENT	RESULTS
<b>AS ASSISTANT COACH</b>				
1986	Orange	Arkansas	Oklahoma	L, 42-8
1987	Liberty	Arkansas	Georgia	L, 20-17
1988	Orange	Miami	Nebraska	W, 23-3
1989	Sugar	Miami	Alabama	W, 33-25
1990	Cotton	Miami	Texas	W, 46-3
1991	Orange	Miami	Nebraska	W, 22-0
1992	Sugar	Miami	Alabama	L, 34-13
1995	Gator	Syracuse	Clemson	W, 41-0
1996	Liberty	Syracuse	Houston	W, 30-17
1997	Fiesta	Syracuse	Kansas State	L, 35-18
1998	Sun	Southern Cal	TCU	L, 28-19
2001	Las Vegas	Southern Cal	Utah	L, 10-6
2002	Orange	Southern Cal	Iowa	W, 38-17
2003	Rose	Southern Cal	Michigan	W, 28-14
2004	Orange	Southern Cal	Oklahoma	W, 55-19
2009	Chick-fil-A	Tennessee	Virginia Tech	L, 37-14
2012	Sun	Southern Cal	Georgia Tech	L, 21-7
2015	Texas	LSU	Texas Tech	W, 56-27
<b>AS HEAD COACH</b>				
2016	Citrus	LSU	Louisville	W, 29-9
2017	Citrus	LSU	Notre Dame	L, 21-17
2018	Fiesta	LSU	UCF	W, 40-32

University of Miami from 1988-92, where he coached eight All-Americans, including NFL first-rounders Cortez Kennedy, Russell Maryland and Warren Sapp. In 1988, he was a graduate assistant at Miami, working with the defensive line. During his tenure, the Hurricanes won the national championship twice (1989 and 1991), finished second in the AP poll once (1988) and third twice (1990 and 1992) while appearing in five New Year's Day bowls (1989 Orange, 1990 Sugar, 1991 Cotton, 1992 Orange, 1993 Sugar).

Orgeron also was a graduate assistant at Northwestern (La.) State, his alma mater, in 1984 and McNeese State in 1985, working with the defensive line at both schools, then was an assistant strength coach at Arkansas for two years (1986-87).

As a player, Orgeron was a four-year starter on the defensive line for Northwestern State, captaining the Demons as a senior in 1983. He received his bachelor's degree in liberal arts from Northwestern State in 1984. In 2007, Orgeron was named to Northwestern State's Top 100 Players who were part of the school's Centennial Football Celebration.

He starred in football, basketball and track at South Lafourche High in Galliano, La. On the big screen, Orgeron played himself in the 2009 Oscar-nominated movie, "The Blind Side."

Born July 27, 1961, he and his wife, Kelly, have three sons, Tyler, and twins Parker and Cody. Tyler is a member of the LSU football coaching staff, while twins Parker and Cody just completed their second season as part of the McNeese State football team. Parker is a two-year starter at wide receiver for the Cowboys, while Cody enters his first season as the starting quarterback for the Cowboys in 2019.

Away from the field, Coach O and his wife Kelly are active in many community endeavors with most of their time being spent supporting "Basket of Hope", which has the mission of giving hope to children diagnosed with cancer or other serious illness through the delivery of a Basket of Hope filled with toys, games, craft items, stuffed animals, gift cards, and other items. Coach O and Kelly make several trips to local hospitals each year to hand deliver these baskets and to spend time with the children and their families.







## Ed Orgeron Game-By-Game At LSU

### 2016

**Record: 6-2 SEC: 4-2 vs. Top 25: 4-2**

**H: 3-2 A: 2-0 N: 1-0**

	Oct. 1	Missouri* (HC)	W	42-7
	Oct. 15	Southern Miss	W	45-10
#25	Oct. 22	#23 Ole Miss*	W	38-21
#15	Nov. 5	#1 Alabama*	L	0-10
#19	Nov. 12	at #25 Arkansas*	W	38-10
#16	Nov. 19	#21 Florida*	L	10-16
#25	Nov. 24	at #22 Texas A&M*	W	54-39

### Buffalo Wild Wings Citrus Bowl

#### Orlando, Fla.

#19	Dec. 31	vs. #15 Louisville	W	29-9
-----	---------	--------------------	---	------

### 2017

**Record: 9-4 SEC: 6-2 vs. Top 25: 2-2**

**H: 5-1 A: 3-2 N: 1-1**

#13	Sept. 2	vs. BYU (3)	W	27-0
#12	Sept. 9	Chattanooga	W	45-10
#12	Sept. 16	at Mississippi State*	L	7-37
#25	Sept. 23	Syracuse	W	35-26
#25	Sept. 30	Troy (HC)	L	21-24
	Oct. 7	at #21 Florida*	W	17-16
	Oct. 14	#10 Auburn*	W	27-23
#24	Oct. 21	at Ole Miss*	W	40-24
#19	Nov. 4	at #1 Alabama*	L	10-24
	Nov. 11	Arkansas*	W	33-10
#20	Nov. 18	at Tennessee*	W	30-10
#19	Nov. 25	Texas A&M*	W	45-21

### Citrus Bowl Presented by Overton's Orlando, Fla.

#16	Jan. 1	vs. #14 Notre Dame	L	17-21
-----	--------	--------------------	---	-------

### 2018

**Record: 10-3 SEC: 5-3 vs. Top 25: 5-3**

**H: 6-1 A: 2-2 N: 2-0**

#25	Sept. 2	vs. #8 Miami (24)	W	37-17
#11	Sept. 8	Southeastern Louisiana	W	31-0
#12	Sept. 15	at #7 Auburn*	W	22-21
#6	Sept. 22	Louisiana Tech	W	38-21
#5	Sept. 29	Ole Miss*	W	45-16
#5	Oct. 6	at #22 Florida*	L	19-27
#13	Oct. 13	#2 Georgia*	W	36-16
#5	Oct. 20	#22 Mississippi St.* (HC)	W	19-3
#4	Nov. 3	#1 Alabama*	L	0-29
#9	Nov. 10	at Arkansas*	W	24-17
#10	Nov. 17	Rice	W	42-10
#8	Nov. 24	at #22 Texas A&M* (70T)	L	72-74

### PlayStation Fiesta Bowl Glendale, Ariz.

#11	Jan. 1	vs. #7 UCF	W	40-32
-----	--------	------------	---	-------



# Dave Aranda

## Associate Head Coach/Defensive Coordinator/ Linebackers

[@CoachDaveAranda](#)

Dave Aranda, widely considered one of the top defensive minds in all of football, enters his fourth season as LSU's defensive coordinator in 2019. Aranda, who coaches the linebackers as well as serving as associate head coach to Ed Orgeron, has a track record of producing NFL-ready players on his side of the football.

In three years as defensive coordinator with the Tigers, Aranda has seen nine of his players selected in the NFL Draft, two each in the first and second rounds. In addition to the draft picks, six more of Aranda's LSU defenders have made NFL rosters as free agents.

During his stay at LSU, the Tigers have increased their win total each season and produced a 27-11 overall mark. Five players have earned first team All-America honors and 10 have achieved first team All-SEC status under Aranda.

In 2018, linebacker Devin White, a player Aranda groomed for three years, became LSU's first Butkus Award winner as well as being the No. 5 overall pick in the 2019 NFL Draft. White capped his LSU career by earning consensus All-America honors on his way to becoming the highest drafted linebacker in school history.

LSU's defense produced two other first team All-Americans in 2018 – safety Grant Delpit was a unanimous selection, while cornerback Greedy Williams earned first team honors. Williams was picked in the second round of the 2019 NFL Draft.

As a unit in 2018, LSU led the SEC in interceptions with 17 and ranked No. 2 in the league in pass efficiency defense and takeaways with 25.

Individually, White led the SEC in total tackles with 123, while Delpit was first in the league in interceptions (5) and second in passes defended (14).

In his second season with the Tigers in 2017, Aranda's defense featured 12 players that started their first career game at some point during the year, which included six in the season-opening shutout of BYU. Overall, nine true freshmen along with four redshirt freshmen played significant snaps for the Tigers last year and combined for 38 starts (21 by true freshmen, 17 by redshirt freshmen).

Still, with all of that youth on the field, LSU ranked among the SEC leaders in nearly every major defensive category. LSU finished ranked among the top 5 in the SEC in pass efficiency (No. 2 at 110.9 rating), rush defense (No. 3 at 128.5 yards per game), scoring defense (No. 4 at 18.9 points per game) and total defense (No. 4 at 316.2 yards per game). LSU allowed only 11 passing TDs all year, which ranked No. 2 in the league and tied for fifth nationally.

Individually in 2017, White, a sophomore on his first season as a starter, led the SEC tackles per game (10.2) and earned second team All-America honors, while redshirt freshman Greedy Williams topped the league in interceptions (6) and earned third team All-America recognition. Cornerback Donte Jackson was a second team All-America selection and was selected in the second round of the NFL Draft.

In his first year with the Tigers in 2016, Aranda was the mastermind of a unit that allowed the fewest touchdowns (16) and fewest touchdowns per game (1.3) in college football. The LSU defense was also top 10 nationally in scoring (No. 5 at 15.8 points per game) and total yards (No. 10 at 314.4 yards per game).

LSU finished ranked among the top three in the SEC in the four major defensive categories in 2016 – No. 2 in scoring defense and rushing defense (117.2 yards per game) and No. 3 in total defense and pass defense (197.2 yards per game). It marked the first time since 2006 that LSU finished in the top three in the SEC in those four categories since 2006.

In 2016, LSU held six of its 12 opponents to fewer than 300 total yards and only one team eclipsed the 400-yard mark against the Tigers. LSU capped the year with perhaps its most dominating performance of the season, limiting Louisville and its Heisman Trophy quarterback, Lamar Jackson, without a touchdown for the only time all season in the 29-9 victory. LSU held Louisville to season lows for points (9) and rushing yards (67) as the Tigers recorded eight sacks, just one shy of tying the school record.

Overall in 12 games, the Tigers held opponents to one touchdown or less in nine games and only one team scored more than two offensive touchdowns against LSU in 2016 (Texas A&M). After allowing two first half touchdowns to Ole Miss, the Tigers shutout the Rebels in the second half and then stretched the scoreless streak to five-straight quarters with three scoreless quarters against Alabama.

Now entering his sixth season as a defensive coordinator at a Power 5 Conference school, Aranda's defense has ranked in the Top 12 nationally in total yards five times. His defense has also ranked among the top 10 in scoring four of the past six years. Since taking over as the defensive coordinator at Utah State in 2014, Aranda's defenses have given up a touchdown or less in 45 of 93 games.

LSU's 2016 defense featured a pair of first team All-America selections in defensive back Tre'Davious White and safety Jamal Adams, as well as a second team All-America in linebacker Kendall Beckwith. Five starters on the LSU defense were picked in the 2017 NFL Draft, including White and Adams, who were both first-round picks.

Other defensive highlights for the Tigers in 2016 include outside linebacker Arden Key breaking school record for sacks in a season with 12; leading the nation in redzone touchdowns allowed (8); leading the SEC in first downs allowed (192); and ranking No. 2 in the SEC in third-down conversions (32.3 percent).

Prior to joining the Tigers, Aranda served in the same capacity at Wisconsin, where he led a Badgers defense that in a combined three-year span, ranked in the top five in the nation in the four major defensive categories – scoring, total yards, passing yards and rushing yards.

From 2013-15, Aranda's defense allowed an average of 289.4 yards per game – which ranked first in the nation over that span. His defense allowed 16.9 points (No. 2 nationally), 179.9 passing yards (No. 3 nationally) and 109.6 rushing yards (No. 4 nationally) over the three years, a stretch that saw Wisconsin post a 30-10 record, reach the Big Ten title game in 2014 and play in two New Year's Day bowl games.

In three years at Wisconsin, Aranda's defense pitched five shutouts (2 in 2013 and 2015, 1 in 2014) and didn't allow opponents to score more than a single touchdown in 18 games over that stretch.

Aranda's 2015 defense capped the regular season leading the nation in points allowed at 13.1 points a contest. Wisconsin ranked No. 3 in the nation in total defense (268.5 yards per game), No. 4 in rushing defense (95.4 yards per game) and No. 7 in passing defense (173.2 yards per game).

LSU opened the 2014 season against Aranda and Wisconsin, winning 28-24. However,

Aranda's defense limited the Tigers to 126 rushing yards as LSU used a fourth-quarter rally to beat the Badgers in Houston.

Aranda spent the 2012 season at Utah State where he helped the Aggies to a school record 11 wins (2 losses) and a 41-15 victory over Toledo in the Famous Idaho Potato Bowl. As the defensive coordinator at USU, he oversaw an Aggies defense that ranked seventh in the country in scoring defense, allowing just 15.4 points per game.

In addition to scoring defense, Utah State also ranked among the top 15 nationally in sacks (eighth), pass efficiency defense (10th), rush defense (12th) and total defense (15th). In the red zone, the Aggies were particularly effective, allowing opponents to score on just 63.6 percent of their trips inside the 20-yard line, a mark that tied them for third in the country in red zone defense. USU opponents scored just 13 TDs in 44 red zone opportunities (29.5 percent).

Prior to his season at Utah State, Aranda spent four years at Hawai'i, the last two as the Warriors' defensive coordinator after coaching the defensive line his first two years. During the 2011 season at Hawai'i, Aranda's defense led the Western Athletic Conference and was tied for 15th in the FBS in sacks with 35.

In 2010, Aranda's Hawai'i defense led the nation in turnovers caused (38), while ranking second in the nation in interceptions (23) and ninth in fumbles recovered (15), as well as tying the school record for most defensive touchdowns with five.

Prior to Hawai'i, Aranda coached at Delta State University in 2007, where he served as co-defensive coordinator and secondary coach. Following the season, he signed on to become Southern Utah's defensive coordinator for new head coach Ed Lamb and was on the job for one month before head coach Greg McMackin called and asked Aranda to join the Hawai'i staff.

In one year at Delta State, Aranda helped the school win the Gulf South Conference and lead NCAA Division II in pass efficiency defense, ranking second in total and scoring defense, and third in run defense.

Before Delta State, Aranda spent two years as the defensive coordinator and linebackers coach at his alma mater, California Lutheran, where the Kingsmen led the conference in scoring defense and total defense. It was his second go-around with California Lutheran after serving as an assistant from 1996-99, while finishing his degree.

From 2003-04, Aranda was the linebackers coach at the University of Houston and before that he served as a graduate assistant at Texas Tech.

After he graduated from Redlands High School in California in 1994, numerous surgeries followed and ended his playing career. In 1995, he started his coaching resume at Redlands as an assistant coach. Aranda graduated from California Lutheran in 1999 with a bachelor's degree in philosophy. In 2002, he earned his master's degree in interdisciplinary studies at Texas Tech.

Aranda and his wife, Dione, have two daughters, Jaelyn and Jordyn, and a son, Ronin.

### THE ARANDA FILE

Year at LSU:	Fourth (appointed Jan. 1, 2016)
Birthdate:	Sept. 29, 1976
Hometown:	Redlands, Calif.
Wife:	Dione
Children:	Jaelyn, Jordyn, Ronin
High School:	Redlands High School
College:	California Lutheran (1999)
Postgraduate:	Texas Tech (2002)

### COACHING EXPERIENCE

1995	Redlands (Calif.) High School (defensive coordinator/linebackers/offensive line)
1996-99	California Lutheran (linebackers)
2000-02	Texas Tech (graduate assistant)
2003-04	Houston (linebackers)
2005-06	California Lutheran (defensive coordinator/linebackers)
2007	Delta State (co-defensive coordinator/secondary)
2008-11	Hawaii (defensive line, 2008-09; defensive coordinator, 2010-11)
2012	Utah State (defensive coordinator)
2013-15	Wisconsin (defensive coordinator/inside linebackers)
2016-pres.	LSU (defensive coordinator/linebackers)


### BOWL EXPERIENCE

Season	Bowl	Team	Opponent	Results
2000	Galleryfurniture.com	Texas Tech	East Carolina	L, 40-27
2001	Alamo	Texas Tech	Iowa	L, 19-16
2002	Tangerine	Texas Tech	Clemson	W, 55-15
2003	Hawai'i	Houston	Hawai'i	W, 54-48
2008	Hawai'i	Hawaii	Notre Dame	L, 49-21
2010	Hawai'i	Hawaii	Tulsa	L, 62-35
2012	Famous Idaho	Utah State	Toledo	W, 41-15
2013	Capital One	Wisconsin	South Carolina	L, 34-24
2014	Outback	Wisconsin	Auburn	W, 34-31 (OT)
2015	Holiday	Wisconsin	Southern Cal	W, 23-21
2016	Citrus	LSU	Louisville	W, 29-9
2017	Citrus	LSU	Notre Dame	L, 21-17
2018	Fiesta	LSU	UCF	W, 40-32



# Joe Brady

## Passing Game Coordinator/Receivers Coach

 @CoachJoeBrady

Joe Brady, who spent the past two seasons with the New Orleans Saints, joined the LSU staff as passing game coordinator and receivers coach in January of 2019.

Brady will work alongside offensive coordinator Steve Ensminger in the overall development of the Tigers offense, while also assisting Mickey Joseph in coaching the LSU wide receivers. The youngest full-time coach on the LSU staff, Brady is an innovator that has learned offensive football from some of the best in the game.

In his short coaching career, Brady has worked under Sean Payton and Pete Carmichael with the New Orleans Saints, Joe Moorhead (now the head coach at Mississippi State) at Penn State, and Kevin Rogers, who coached Brett Favre at the Minnesota Vikings.

Brady comes to LSU after working the past two years with Payton, Carmichael and one of the best to ever play the quarterback position in Drew Brees. Brady brings an extensive knowledge of the run-pass option (RPO) game to the Tiger staff, something that was evident during his first spring with the team.

In his first year with New Orleans in 2017, the Saints finished No. 2 in the NFL in total offense and they were the only team in the league to finish the year ranked in the top five in both passing and rushing. The Saints were also No. 4 in the league in scoring offense.

In 2018, the Saints ranked among the top 10 in the NFL in both total offense (No. 8) and rushing offense (No. 6) and the organization finished third in scoring.

Prior to his two years with the Saints, Brady spent two years as a graduate assistant at Penn State in 2015-16. While at Penn State, the Nittany Lions won the 2016 Big 10 title with a victory over Wisconsin in the league's championship game and then played in the Rose Bowl.

He got his start in coaching at his alma mater William & Mary where he coached linebackers in 2013-14.

As a player, Brady played wide receiver for William & Mary from 2009-12, twice earning academic all-conference honors. As a freshman in 2009, William & Mary posted an 11-3 overall mark and reached the semifinals of the NCAA FCS Playoffs before falling to second-ranked Villanova.

The Tribe reached the NCAA FCS Playoffs the following year and finished the season with an 8-4 overall mark. Brady capped his career at William & Mary earning four letters after seeing action in 23 games.

Brady graduated from William & Mary in 2013 with a double major – process management and consulting along with kinesiology and health sciences. He earned his Master's degree from Penn State in educational leadership in 2018 while coaching with the Saints.

Brady originally signed with the Air Force Academy after an outstanding prep career at Everglades High School in Florida where he was named to the Sun Sentinel and the Miami Herald All-Broward teams. Brady transferred to William & Mary after one year on the football team at Air Force.

### THE BRADY FILE

Year at LSU:	First
Birthdate:	September 23, 1989
Hometown:	Pembroke Pines, Florida
High School:	Everglades High School
College:	William & Mary (Process Management and Consulting, 2013; Kinesiology and Health Sciences, 2013)
Postgraduate:	Penn State (Education Leadership, 2018)

### PLAYING EXPERIENCE

2009-12 William & Mary (wide receiver)

### COACHING EXPERIENCE

2013-14	William & Mary (linebackers)
2015-16	Penn State (graduate assistant)
2017-18	New Orleans Saints (offensive assistant)
2019	LSU (passing game coordinator/receivers)

### BOWL EXPERIENCE

Season	Bowl	Team	Opponent	Results
2015	Gator	Penn State	Georgia	L, 24-17
2016	Rose	Penn State	Southern Cal	L, 52-49





## Bill Busch

### Safeties

[@BillBuschLSU](#)

Bill Busch, a veteran with over 20 years of collegiate experience coaching the secondary, made an immediate impact both on and off the field in his first year with the Tigers in 2018.

On the field, Busch coached safety Grant Delpit to unanimous All-America honors as the sophomore earned first team All-America recognition from every major organization, while also being named a finalist for the Nagurski Award.

Off the field, Busch used his recruiting prowess to help LSU land graduate transfer quarterback Joe Burrow, who started all 13 games in helping the Tigers to a 10-3 mark and a No. 6 final ranking. Busch was also instrumental in LSU landing several other highly-rated prospects, including nose tackle Siaki Ika from Salt Lake City.

Under Busch, LSU's group of safeties proved to be a strength of the Tiger defense a year ago. Delpit started every game, putting together one of the most impressive seasons in school history with 74 tackles, 9.5 tackles for loss and 5.0 sacks. He also led the SEC in interceptions (5) and ranked second in the league in passes defended (14).

Three other players – JaCoby Stevens, Todd Harris Jr., and John Battle – combined for the other starts at safety in 2018 and combined for 95 tackles, 6.5 tackles for loss and six takeaways.

LSU led the SEC in interceptions (17) and finished second in the league in pass efficiency defense with a 104.5 rating. The Tigers were the only team in the league to hold opposing quarterbacks to less than 50 percent completion percentage (49.7) in 2018.

Busch, who coached alongside LSU defensive coordinator Dave Aranda at both Utah State and Wisconsin, joined the Tigers after spending two seasons at Rutgers where he served as defensive backs coach in 2016 and then added the title of co-defensive coordinator in 2017.

In his first season at Rutgers, Busch took over a group of safeties mixed with veterans and underclassmen and helped the Scarlet Knights rank among the nation's best in both redzone defense (No. 6 at 72.7 percent) and passing defense (No. 18 at 186.5 yards per game).

Busch spent the 2015 season at Ohio State handling quality control on defense. Prior to joining the Buckeyes, he worked for two seasons as the safeties coach at Wisconsin. Busch also assisted with the special teams unit for the Badgers. In his first season at Wisconsin, Busch helped lead a defensive backfield that ranked 17th nationally in passing defense and tied for 13th in passing yards per attempt in 2013.

Busch arrived at Wisconsin after spending four seasons at Utah State. In his first two seasons (2009-10), Busch served as defensive coordinator before taking over as safeties and special teams coach during the 2011-12 seasons. Busch also served as associate head coach for the Aggies in 2011 and 2012.

In 2012, Utah State won a school-record 11 games and finished the year ranked No. 16 in the nation. Defensively, the Aggies were No. 7 nationally in scoring defense (15.4 points per game) and No. 14 in total defense (322.1 yards per game).

In 2004, Busch returned to Nebraska for his second stint with the Huskers, coaching the outside linebackers and serving as special teams coordinator. He previously worked as a graduate assistant at Nebraska from 1990-93. Busch moved over to coach the safeties and continued to handle special teams duties in 2005-07.

During his tenure, the Huskers blocked 16 kicks, including seven in 2005. Nebraska ranked in the top 25 nationally in net punting (24th in 2006) and punt returns (17th in 2005) under Busch, as well. NU's kickoff coverage unit ranked 15th nationally in 2006 after finishing 22nd the previous year.

Busch coached the secondary at Utah from 2001-03, spending a season under head coach Urban Meyer. Utah boasted one of the top defenses in the Mountain West Conference in 2003 to help the Utes to a 10-2 record and their first outright conference title since 1957. Utah's 10 victories that season tied the then-school record and its No. 21 final national ranking in both polls was the school's highest since 1994. The secondary ranked second in the Mountain West and 27th nationally in pass efficiency defense, as Utah surrendered just nine passing touchdowns in 12 games.

In 2001, Utah ranked 17th nationally in pass efficiency defense while earning an 8-4 overall record that concluded with a victory over USC in the Las Vegas Bowl.

Before his three seasons at Utah, Busch spent four years at New Mexico State where he coached the defensive backs. His first full-time coaching job was at Northern Arizona where he was the secondary coach in 1995 and 1996. Busch also served as the co-defensive coordinator in 1996 where he helped guide Northern Arizona to its first appearance in the Division I-AA (now FCS) playoffs as the Lumberjacks posted a 9-3 overall mark and finished second in the Big Sky Conference.



Busch, a Pender, Nebraska, native, earned his bachelor's degree in education from Nebraska Wesleyan in 1988. He added a master's degree in 1990 from Nebraska-Kearney. He married the former Laura Bonta in April of 2019 and the couple has three children – Sydney, Olivia, and Gianna.

#### THE BUSCH FILE

Year at LSU:	Second
Birthdate:	April 27, 1965
Hometown:	Pender, Nebraska
Wife:	Laura
Children:	Sydney, Olivia, Gianna
College:	Nebraska Wesleyan (1988)
Postgraduate	Nebraska-Kearney (1990)

#### PLAYING EXPERIENCE

1985-87	Nebraska Wesleyan (wide receiver)
---------	-----------------------------------

#### COACHING EXPERIENCE

1989	Nebraska Wesleyan (graduate assistant/defensive ends)
1990-93	Nebraska (graduate assistant/secondary)
1994	Wisconsin (graduate assistant)
1995-96	Northern Arizona (secondary, 1995; co-defensive coordinator/secondary, 1996)
1997-00	New Mexico State (secondary)
2001-03	Utah State (safeties, 2001-02; secondary, 2003)
2004-07	Nebraska (outside linebackers/special teams coordinator, 2004; safeties/special teams coordinator, 2005-07)
2009-12	Utah State (defensive coordinator, 2009-10; associate head coach/safeties/special teams coordinator, 2011-12)
2013-14	Wisconsin (safeties)
2015	Ohio State (defensive quality control)
2016-17	Rutgers (defensive backs, 2016; co-defensive coord./defensive backs, 2017)
2018-pres.	LSU (safeties)

#### BOWL EXPERIENCE

Season	Bowl	Team	Opponent	Results
1994	Hall of Fame	Wisconsin	Duke	W, 34-25
2005	Alamo	Nebraska	Michigan	W, 32-28
2006	Cotton	Nebraska	Auburn	L, 17-14
2011	Famous Idaho	Utah State	Ohio	L, 24-23
2012	Famous Idaho	Utah State	Toledo	W, 41-15
2013	Capital One	Wisconsin	South Carolina	L, 34-24
2014	Outback	Wisconsin	Auburn	W, 34-31
2015	Fiesta	Ohio State	Notre Dame	W, 44-28
2018	Fiesta	LSU	UCF	W, 40-32



# James Cregg

## Offensive Line

@CoachCregg | #LSUTrenchmen

**SUPER BOWL CHAMPION**

James Cregg, who has six years of NFL experience and another 16 seasons at the collegiate level, enters his second year as LSU's offensive line coach. Cregg was named to the position in December of 2017.

Prior to joining LSU, Cregg spent four seasons as the assistant offensive line coach for the Los Angeles Chargers. He held the same position at previous NFL stops with the Denver Broncos (2014-16) and the Oakland Raiders (2007-08). He won a Super Bowl with the Broncos in 2015.

LSU marks Cregg's third coaching stop at a Power 5 school as he spent four seasons at Southern Cal (2010-13) and one at Tennessee (2009).

In his first year with the Tigers in 2018, Cregg inherited an offensive line that returned only two starters (Garrett Brumfield and Saahdiq Charles) and he transformed that unit into a dominant group by the end of the season. Cregg's unit helped pave the way for 1,000-yard rusher Nick Brossette.

LSU had eight different players start at least one game on the offensive line last year and the Tigers used a total of seven combinations on the offensive line in 13 games. LSU opened the season starting a different combination on the offensive line for the first seven games of the year. Center Lloyd Cushenberry and right guard Damien Lewis – both first-time starters – were the only Tigers to start every game up front for LSU in 2018.

Cregg joined the Tigers after one season in the NFL with the Chargers where he assisted with an offensive line that allowed the fewest sacks in the NFL (18) and helped running back Melvin Gordon rush for a career-best 1,105 yards in 2017.

He coached a line that featured three players making their first NFL start, and tutored Russell Okung to an appearance in the 2018 Pro Bowl. The Chargers finished as the top passing offense in the NFL and they ranked fourth overall in total yards in 2017.

Cregg spent three seasons (2014-16) as the assistant offensive line coach for the Denver Broncos. He tutored Matt Paradis, who played every snap for the Broncos in both 2015 and 2016. Paradis was an alternate for the 2017 Pro Bowl.

The 2015 season saw Cregg coach seven different starters along the offensive line, including four players making their first career start. The season culminated in a 24-10 victory over the Panthers in Super Bowl 50, marking the franchise's third World Championship.

In 2014, he assisted an offensive line that provided the foundation for a unit that finished fourth in total offense and second in scoring offense. Cregg tutored a line that allowed the fewest sacks in the NFL (17).

Cregg spent one season in Knoxville with the Vols (2009) before moving to California to become the offensive line coach at USC for the next four seasons (2010-13). Cregg coached first-team All-Pac-12 selections in each of his four years with the school, including offensive tackles and future NFL first-round picks Tyron Smith (No. 9, Dallas, 2011) and Matt Kalil (No. 4, Minnesota, 2012).

In 2011, USC finished second in the nation in sacks allowed (eight) despite not starting a senior along the offensive line. Kalil was named first-team All-America, while guard Marcus Martin was chosen as a first-team Freshman All-America.

Cregg spent two seasons (2007-08) as the assistant offensive line coach with the Oakland Raiders, marking his first NFL job. In 2007, he oversaw a line that blocked for the No. 6 rushing attack in the NFL, finishing with 130.4 yards-per-game, including 1,000-yard rusher Justin Fargas.

A native of Syracuse, N.Y., Cregg prepped at Norco (Calif.) High School before spending four years (1992-95) as an offensive lineman at Colorado State University. He was a first-team All-Western Athletic Conference selection as a senior in 1995.

In 1994, Cregg helped Colorado State to the first 10-win season in school history as the Rams posted a 10-2 mark and played in the Holiday Bowl. As a senior, Cregg and the Rams went 8-4 overall and advanced to the Holiday Bowl for a second straight year.

Cregg remained at Colorado State and landed his first coaching job as a defensive graduate assistant from 1997-99. After three seasons at his alma mater, Cregg moved on to Colgate (2000-03) and Idaho (2004-06), coaching the defensive line at both stops.

At Colgate, Cregg was part of a staff that led the Raiders to the 2003 NCAA Division I-AA championship game. Colgate won 21 straight games during his time on the coaching staff. In four years at Colgate, claimed two Patriot League titles and finished in the Top 10 in the nation in rushing defense twice.

In 2007, Cregg landed his first NFL job as an assistant offensive line coach with the Oakland Raiders (2007-08). In 2009, he was hired to coach the offensive line at the University of Tennessee. That season, the Volunteers allowed just 12 sacks, tied for fewest on the Southeastern Conference.

Cregg received his bachelor's degree in social science from Colorado State in 1997. He was born Aug. 18, 1973 and he and his wife, Dayna, have a daughter, McKenzie.



### THE CREGG FILE

Year at LSU:	Second (appointed December 19, 2017)
Birthdate:	August 18, 1973
Hometown:	Syracuse, N.Y.
Wife:	Dayna
Children:	McKenzie
Alma Mater:	Colorado State (B.S. in social science, 1997)

### PLAYING EXPERIENCE

1992-95	Colorado State (offensive line)
---------	---------------------------------

### COACHING EXPERIENCE

1997-99	Colorado State (graduate assistant)
2000-03	Colgate (defensive line)
2004-06	Idaho (defensive line)
2007-08	Oakland Raiders (offensive line)
2009	Tennessee (offensive line)
2010-13	Southern Cal (offensive line)
20014-16	Denver Broncos (offensive line)
2017	Los Angeles Chargers (offensive line)
2018-pres.	LSU (offensive line)

### BOWL EXPERIENCE

As a player	Season	Bowl	Team	Opponent	Results
	1994	Holiday	Colorado State	Michigan	L, 24-14
	1995	Holiday	Colorado State	Kansas State	L, 54-21

### As a player

1997	Holiday	Colorado State	Missouri	W, 35-24
1999	Liberty	Colorado State	Southern Miss	L, 23-17
2009	Chick-fil-A	Tennessee	Virginia Tech	L, 37-14
2012	Sun Bowl	Southern Cal	Georgia Tech	L, 21-7
2013	Las Vegas	Southern Cal	Fresno State	W, 45-20
2018	Fiesta	LSU	UCF	W, 40-32



# Steve Ensminger

## Offensive Coordinator/Quarterbacks

@SteveEnsminger

Steve Ensminger, a starting quarterback for LSU under legendary coach Charles McClendon in the late 1970s, enters his second full season as offensive coordinator and quarterbacks coach for the Tigers in 2019.

Now in his ninth year with the Tigers, Ensminger spent the majority of his career on the LSU staff coaching tight ends and being a big part of the Tigers recruiting efforts before the promotion to offensive coordinator and quarterbacks coach in 2018.

Ensminger's promotion to offensive coordinator and quarterbacks coach in 2018 was actually his second stint running the LSU offense as he was elevated to the role for the final eight games of the 2016 season. Ensminger returned to coach the tight ends in 2017 before assuming the offensive coordinator and quarterbacks coach role on a permanent basis in 2018.

A brilliant play-caller who has learned from some of the best offensive minds in the game, Ensminger had an immediate impact on the LSU offense in 2018. With first-time starters at quarterback (Joe Burrow), running back (Nick Brossette) and three wide receiver positions, LSU averaged 402 yards and 32.4 points a game. Burrow became the first quarterback in school history to throw for 2,500 yards and rush for more than 350 yards, and his 3,293 yards of total offense ranks No. 2 in school history, while Brossette rushed for 1,000 yards and 14 TDs.

In 21 games with Ensminger calling the plays, the Tigers average 32.3 points and 426 total yards per game. In addition, LSU has converted 42 percent of third-down opportunities (128-of-307); scored 88.5 percent of drives into the redzone (77-of-87); and have gone over the 30-point mark 13 times, with seven of those being 40-point games. LSU has also thrown only nine interceptions on 586 passes in his 21 games.

Ensminger showed that he was more than capable of directing the LSU offense as the Tigers thrived under his watch in 2016 after he was elevated to offensive coordinator after the fourth game of the season. Before his promotion in 2016, Ensminger had previous offensive coordinator duties at McNeese State, Louisiana Tech, Texas A&M and Clemson.

When Ensminger took over play-calling duties in 2016 for the Tigers, LSU's offense had been stagnant, scoring only nine touchdowns and averaging 18 points and 339.5 total yards per game through four games. In eight games under Ensminger that year, LSU improved drastically in every offensive category as the Tigers averaged 32 points and 464.9 total yards per contest during that span. LSU scored 38 or more points five times under Ensminger, including 54 in a win over Texas A&M and 38 against both Arkansas and Ole Miss. The Tigers averaged 7.1 yards per play and converted 46-of-102 third-down opportunities during that eight-game stretch.

Also under Ensminger, LSU's 2016 offense set school records for yards in a SEC game (634 vs. Missouri), single-game rushing yards by an individual (284 by Leonard Fournette vs. Ole Miss, 285 by Derrius Guice vs. Texas A&M), longest run from scrimmage (96 yards by Derrius Guice vs. Arkansas) and time of possession (42:33 vs. Missouri).

Individually, Ensminger's offense produced a pair of all-America selections in center Ethan Pocic and Guice at running back. Pocic was a finalist for the Remington Award as the nation's top center, while Guice rushed for 1,387 yards and 15 touchdowns and eclipsed the 200-yard rushing mark twice.

As LSU's tight ends coach, Ensminger has groomed some of the best to play the position for the Tigers. Most recently, Foster Moreau completed his LSU career as one of the best pass-catching tight ends in school history with 52 receptions for 629 yards and six TDs. Moreau was selected in the fourth round of the 2019 NFL Draft by the Oakland Raiders.

In 2017, former walk-on JD Moore earned first-team academic all-America honors.

Colin Jeter led all LSU tight ends with 12 catches for 132 yards and a TD in 2015 as that unit combined for 18 receptions for 223 yards and a touchdown. In 2014, LSU tight ends played a prominent role in the offensive averaging 225 rushing yards per game. That unit combined for 12 catches, including the game-winning TD, against Ole Miss.

LSU's group of 2013 tight ends were instrumental in the Tiger offense setting a school-record with 37 rushing touchdowns. LSU averaged 453.3 total yards per game, which included 202.3 yards on the ground. In the passing game, LSU tight ends combined for 12 receptions for 211 yards with first-time starter Dillon Gordon leading the way with six catches for 88 yards.

Ensminger's tight ends combined for 16 catches for 182 yards in 2012 in the passing game and they helped pave the way for a 173.7 yards per game rushing attack as the Tigers went 10-3 and finished the year ranked No. 12 in the nation.

In 2011, LSU tight ends combined for 28 receptions for 294 yards and three touchdowns. Deangelo Peterson led all tight ends with 18 catches for 179 yards and a score as the Tigers posted a 13-0 regular season record, claimed the SEC title and reached the BCS National Championship game that year.

In 2010, Ensminger coached a versatile group of tight ends who combined for 24 catches for 301 yards, with Peterson leading the way with 16 receptions for 198 yards despite missing three games with an injury.

A 1982 graduate of LSU, Ensminger played quarterback for the Tigers under head coach Charlie McClendon from 1976-79. Ensminger played in three bowl games (Sun, Liberty, Tangerine) at LSU and has followed that by coaching in 17 bowl games as an assistant coach.

Ensminger joined the LSU staff after serving as an assistant coach at Auburn from 2003-08. Ensminger spent the 2009 season as the passing game coordinator at Smiths Station High School in Auburn, Ala.

During his six seasons at Auburn, Ensminger coached the quarterbacks one year (2003), followed by five years as the tight ends coach from 2004-08. As the quarterback coach at Auburn, Ensminger helped develop Jason Campbell, who went on to become an NFL first

round draft pick. While at Auburn, the Tigers led the SEC in scoring offense in both 2004 (32.1) and 2005 (32.2), and they were first in the league in total offense in 2005 (409.8).

Ensminger has also had major college coaching stops at Georgia (1991-93), Texas A&M (1994-96) and Clemson (1997-98). At Georgia, he served as the quarterbacks coach as well as the passing game coordinator. In 1992, Georgia posted a 10-2 overall record and led the SEC in both scoring (32.0) and total offense (450.4).

Ensminger followed that with a three-year run at Texas A&M where he was the offensive coordinator and quarterbacks coach for the Aggies. The Aggies were 25-9-1 during Ensminger's three years in College Station, which included a 10-0-1 mark in 1994 and a 9-3 record in 1995.

After Texas A&M, Ensminger coached for two seasons at Clemson, holding the title of offensive coordinator and quarterbacks coach.

Ensminger returned to Louisiana in 2000, serving as head coach and athletic director at Central High School for nearly three years before taking the wide receivers job at West Monroe High School for the 2002 season.

After a brief career in the NFL and CFL, Ensminger got his start in coaching in 1982 at Nicholls State as the receivers coach. After two years at Nicholls State, he moved to McNeese State as the offensive coordinator and quarterbacks coach from 1984-86 followed by three years from 1988-90 at Louisiana Tech in the same capacity.

As a player at LSU, Ensminger threw for 2,770 yards and 16 touchdowns during his career with the Tigers. He was named Freshman All-SEC in 1976. Ensminger finished his career with the Tigers with an 11-6 mark as a starting quarterback, which included a 7-4 record in 1977.

Ensminger, a native of Baton Rouge, is married to the former Amy Gonzales and the couple has three children – Krystalin, Brittany Rose and Steven – and two grandchildren.

### THE ENSMINGER FILE

Year at LSU:	Ninth (appointed Feb. 25, 2010)
Birthdate:	September 15, 1958 in Baton Rouge, La.
Wife:	Amy
Children:	Krystalin, Brittany Rose, Steven
College:	LSU, 1982

### PLAYING EXPERIENCE

1976-79	LSU (quarterback)
---------	-------------------

### COACHING EXPERIENCE

1982-83	Nicholls State (receivers)
1984-86	McNeese State (offensive coordinator/quarterbacks)
1988-90	Louisiana Tech (offensive coordinator/quarterbacks)
1991-93	Georgia (quarterbacks/passing game coordinator)
1994-96	Texas A&M (offensive coordinator/quarterbacks)
1997-98	Clemson (offensive coordinator/quarterbacks)
2000-02	Central High School (head coach/athletics director)
2002	West Monroe High School (wide receivers)
2003-08	Auburn (quarterbacks, 2003; tight ends 2004-08)
2009	Smiths Station High School (passing game coordinator)
2010-pres.	LSU (tight ends 2010-15; offensive coordinator/quarterbacks, 2016; tight ends 2017; offensive coordinator/quarterbacks, 2018)

### BOWL EXPERIENCE

#### As a player

Season	Bowl	Team	Opponent	Results
1977	Sun	LSU	Stanford	L, 24-14
1978	Liberty	LSU	Missouri	L, 20-15
1979	Tangerine	LSU	Wake Forest	W, 34-10

#### As a coach

Season	Bowl	Team	Opponent	Results
1990	Independence	Louisiana Tech	Maryland	T, 34-34
1991	Independence	Georgia	Arkansas	W, 24-15
1992	Citrus	Georgia	Ohio State	W, 21-14
1995	Alamo	Texas A&M	Michigan	W, 22-20
1997	Peach	Clemson	Auburn	L, 21-17
2003	Music City	Auburn	Wisconsin	W, 28-14
2005	Sugar	Auburn	Virginia Tech	W, 16-13
2006	Capital One	Auburn	Wisconsin	L, 24-10
2007	Cotton	Auburn	Nebraska	W, 17-14
2007	Chick-fil-A	Auburn	Clemson	W, 23-20
2010	Cotton	LSU	Texas A&M	W, 41-24
2011	BCS	LSU	Alabama	L, 21-0
2012	Chick-fil-A	LSU	Clemson	L, 25-24
2013	Outback	LSU	Iowa	W, 21-14
2014	Music City	LSU	Notre Dame	L, 31-28
2015	Texas	LSU	Texas Tech	W, 56-27
2016	Citrus	LSU	Louisville	W, 29-9
2017	Citrus	LSU	Notre Dame	L, 21-17
2018	Fiesta	LSU	UCF	W, 40-32



# Dennis Johnson

## Defensive Line

[@CoachDJ\\_](#)

Dennis Johnson, a LSU graduate and member of the school's 2011 Southeastern Conference Championship team, enters his fourth season as a full-time coach on the staff and second as defensive line coach.

Johnson, who coached outside linebackers during his first two years on Ed Orgeron's staff, is also a talented recruiter with an innate ability to land big-time recruits. He has played a pivotal role in LSU's last three signing classes.

Johnson was first elevated to a full-time assistant coach in September of 2016 where he coached outside linebackers for the final eight games of the year. He was then given the job on a permanent basis when Orgeron was named LSU's head coach in late November.

Johnson, who is affectionately nicknamed "Meatball" is a former LSU defensive lineman who was a member of the Tigers' 13-0 regular season and Southeastern Conference Championship team in 2011.

Johnson is one of three former LSU football players on the Tiger coaching staff, joining tight ends coach Steve Ensminger and cornerbacks coach Corey Raymond.

After graduating from LSU in May of 2012, Johnson got his start in coaching as a graduate assistant at Northwestern State, where he coached the Demon linebackers. Johnson also spent the 2013 season at Northwestern State where he worked with the secondary.

After a brief stint at Kentucky in 2014, Johnson was lured back to LSU in time for the 2014 season, serving as a graduate assistant working with the defensive line. Johnson remained with the defensive line in 2015, working under Orgeron. Johnson was four games into his second season as a graduate assistant in 2016 when LSU made a head coaching change and thus was elevated to outside linebackers coach.

Last year in his first year coaching the Tiger defensive line, Johnson continued the development of veterans Rashard Lawrence and Breiden Fehoko, while younger players like Glen Logan, Tyler Shelvin and Neil Farrell all emerged as future standouts for the Tigers.

Lawrence capped his junior season with four tackles for loss and two sacks in LSU's Fiesta Bowl win over UCF. He was named the defensive MVP for his play in the bowl win over UCF.

In his first year as LSU's outside linebackers coach in 2017, Johnson played a key role in the development of senior Duke Riley, who in his first and only season as a starter for the Tigers, led the team in tackles with 93 and was later selected in the third round of the 2017 NFL Draft by the Atlanta Falcons. Riley was also named LSU's most valuable player for the 2016 season and earned a spot in the Senior Bowl.

As a player for the Tigers, Johnson developed into a dependable backup on the defensive line where he played in 19 games in three years. Johnson finished his career with 11 tackles and one tackle for loss. A three-year letterwinner for LSU from 2009-11, Johnson joined the Tigers in 2008 after transferring from Itawamba Community College in Mississippi.

Johnson graduated from LSU in May of 2012 with a degree in general studies. Johnson added a Master's degree in Health Promotion and Administration from Northwestern State in 2014.

### THE JOHNSON FILE

Year at LSU: Fourth (appointed September 25, 2016)

Birthdate: November 9, 1988

Hometown: Amory, Miss.

High School: Amory (Miss.) High School

Alma Mater: LSU (2012)

Postgraduate: Northwestern State (2014)

### COACHING EXPERIENCE

2012-13 Northwestern State (graduate assistant, linebackers, 2012; secondary, 2013)

2014-15 LSU (graduate assistant, defensive line)

2016-pres. LSU (outside linebackers, 2016-17, defensive line 2018-19)

### BOWL EXPERIENCE

#### As a player

Season	Bowl	Team	Opponent	Results
2009	Capital One	LSU	Penn State	L, 19-17
2010	Cotton	LSU	Texas A&M	W, 41-24
2011	BCS National Championship	LSU	Alabama	L, 21-0

#### As a coach

Year	Bowl	Team	Opponent	Results
2014	Music City	LSU	Notre Dame	L, 31-28
2015	Texas	LSU	Texas Tech	W, 56-27
2016	Citrus	LSU	Louisville	W, 29-9
2017	Citrus	LSU	Notre Dame	L, 21-17
2018	Fiesta	LSU	UCF	W, 40-32





# Mickey Joseph

## Wide Receivers

@daboot02

Mickey Joseph, a Louisiana high school football legend with strong ties to New Orleans, enters his third season as LSU's wide receivers coach in 2019.

Joseph brings over 20 years of coaching experience as well as four years as a quarterback at Nebraska under Tom Osborne to the Tiger staff.

In 2018, Joseph took a young and unproven group of receivers at the beginning of the year and developed them into a dependable, playmaking unit by seasons end. Sophomore Justin Jefferson, who had never caught a collegiate pass prior to last year, led the Tigers with 54 catches for 875 yards and six TDs. Jefferson ranked in the top 10 in the SEC in receiving yards (No. 6 at 875), yards per game (No. 8 at 67.3), and receptions (No. 10 at 54).

LSU's 2018 wide receiver corps featured Jefferson, three juniors who have previously combined for only 13 starts prior to last year, and two talented true freshmen in Ja'Marr Chase and Terrace Marshall. Every wide receiver that caught a pass for the Tigers in 2018 returns this year, a group that includes seniors Stephen Sullivan (23-363 2 TDs), Derrick Dillon (22-307, 2 TDs), and Dee Anderson (20-274 1 TD). LSU's two rookies last year — Chase and Marshall — combined for 35 receptions for 505 yards and three touchdowns.

In his first year at LSU, Joseph helped groom wide receiver DJ Chark into an explosive playmaker as he ranked among the leaders in the SEC in yards per catch (21.9) and yards per game (67.2). Chark earned second team All-SEC honors after hauling in 40 passes for 874 yards and three scores. He doubled as a threat in the punt return game, leading the SEC in punt return TDs (2) and finishing second in the league in punt return yards (190) and average (10.6). His 75-yard punt return for a TD against Auburn helped the Tigers overcome a 20-point first half deficit to win, 27-23, in what was the largest SEC comeback for LSU in Tiger Stadium history.

Chark went on to become a second round draft pick (No. 61 overall) of the Jacksonville Jaguars.

Another of Joseph's LSU products was that of Russell Gage, a seldom-used wide receiver until Orgeron took over the squad in September of 2016. Under Orgeron and Joseph, Gage flourished as a dynamic playmaker in both the passing and running game as well as making an impact on special teams. Gage developed so much under Joseph that he was drafted in the sixth round of the 2018 NFL Draft by the Atlanta Falcons.

Joseph joined the LSU staff after serving as running backs coach at Louisiana Tech in 2016. In his one year in Ruston, Joseph helped the Bulldogs to a 9-5 overall mark and a 48-45 win over 25th-ranked Navy in the Armed Forces Bowl.

The Bulldogs ranked No. 2 in the nation in scoring in 2016, averaging 44.3 points per game. Tech averaged 514.9 total yards game, which included 363.4 passing and 151.6 on the ground.

Prior to Louisiana Tech, Joseph helped turn around a Grambling State team that went 1-11 prior to his arrival to winning 16 games over the next two years. The Tigers posted a 7-5 mark in 2014 and followed that with a 9-3 overall mark and an appearance in the SWAC Championship Game. In 2015, Joseph's receivers totaled 2,250 receiving yards and 25 touchdowns as Grambling's scoring offense ranked fourth and passing offense ranked 21st among all FCS programs nationally.

Joseph was special teams coordinator and wide receivers coach at Alcorn State in 2013, helping the Braves to a 9-3 overall mark, the most wins for the school in 30 years. While at Alcorn, Joseph guided a receiving corps that caught for 2,728 yards and 23 touchdowns with an average gain of 13.0 yards per reception.

Joseph spent six years at Langston University from 2008-13, which included two years as the

head coach. Joseph led Langston to a 7-3 mark in his first season as head coach in 2011. He went 13-7 overall as the head coach at Langston.

Joseph got his first collegiate coaching job at Wayne State College in Nebraska in 1997, which he followed with a season at his high school alma mater Archbishop Shaw High School in New Orleans in 1998. From there, Joseph served as a graduate assistant at Tulane in 1999 and then coached receivers at Alabama State in 2000.

He coached quarterbacks at Nicholls State for three years (2001-03) and then spent two seasons as the running backs coach at Central Oklahoma (2004-05).

Before his tenure at Langston, Joseph served as the head football coach and Director of Athletics for Desire Street Academy, a private school in the New Orleans' Ninth Ward area. His main goal was to help get young kids out of the underprivileged area to improve their overall quality of life through sports. At the time of Hurricane Katrina, Joseph was responsible of moving the private school to Florida along with relocating the student-athletes. That year, the team had a record of 1-3, however, in 2008 Joseph turned the team around to a 10-3 record. Seven out of 25 players were able to sign with NCAA Division I programs.

During the summer of 2012 he also spent time with Houston Texans as part of an NFL minority internship. While in Houston, Joseph worked with the running backs and all aspects of the special teams units.



Mickey and his wife Priscilla with daughter Malania

Joseph played quarterback at Nebraska from 1988-91. As a junior Joseph led the Cornhuskers to a 9-3 overall mark after accounting for 21 touchdowns (11 rushing, 10 passing). In his four years at Nebraska, the Cornhuskers posted a 39-9-1 overall mark and appeared in the Orange Bowl twice, the Citrus Bowl and the Fiesta Bowl.

In four years with the Cornhuskers, Joseph played in 34 regular season games and accounted for 30 touchdowns (16 rushing, 14 passing). His best season came as a junior in 1990 when he played in all 12 games, throwing for 624 yards and 11 touchdowns to go along with 554 rushing yards and 10 TDs.

Joseph was the top recruit coming out of Archbishop Shaw High School in Marrero when he was recruited to the University of Nebraska. In 1987, he was awarded Gatorade Player of the Year and First-Team Parade All-American. The standout football player was also a two-time All-State MVP and three-time All-District MVP.

Joseph, who is married to Priscilla Arzaga, has five children — Jacob, Zachary, Makiyah, Maya, and Malania.

#### THE JOSEPH FILE

Year at LSU:	Third (appointed February 9, 2017)
Birthdate:	March 5, 1968
Hometown:	New Orleans, La.
Wife:	Priscilla
Children:	Jacob, Zachary, Makiyah, Maya, Malania
High School:	Archbishop Shaw
Alma Mater:	Nebraska (1993)

#### COACHING EXPERIENCE

1995-96	Omaha (Neb.) North High School (quarterbacks/wide receivers)
1997	Wayne State College (run game coordinator)
1998	Archbishop Shaw High School (quarterbacks)
1999	Tulane (graduate assistant)
2000	Alabama State (wide receivers)
2001-03	Nicholls State (quarterbacks)
2004-05	Central Oklahoma (running backs)
2006-08	Desire Street (New Orleans) Academy (head coach)
2008-12	Langston University (assistant coach, 2008-10; head coach 2011-12)
2013	Alcorn State (wide receivers/special teams coordinator/assistant head coach)
2014-15	Grambling State (wide receivers/special teams coordinator)
2016	Louisiana Tech (running backs)
2017-pres.	LSU (wide receivers)

#### BOWL EXPERIENCE

##### As a player

Season	Bowl/Playoff	Team	Opponent	Results
1988	Orange	Nebraska	Miami (Fla.)	L, 23-2
1989	Fiesta	Nebraska	Florida State	L, 41-17
1990	Citrus	Nebraska	Georgia Tech	L, 45-21
1991	Orange	Nebraska	Miami (Fla.)	L, 22-0

##### As a coach

Season	Bowl/Playoff	Team	Opponent	Results
2016	Armed Forces	Louisiana Tech	Navy	W, 48-45
2017	Citrus	LSU	Notre Dame	L, 21-17
2018	Fiesta	LSU	UCF	W 40-32





## Greg McMahon

### Special Teams Coordinator



Greg McMahon – a NFL coaching veteran with unmatched expertise in special teams play – enters his second season as LSU’s special teams coordinator. McMahon, who won a Super Bowl with the New Orleans Saints, joined the LSU staff as an analyst in 2017 before taking over as special teams coordinator a year later.

McMahon’s impact on LSU’s special teams was nothing short of remarkable in 2018 as the Tigers rode the leg of record-setting kicker Cole Tracy, along with the punting of Zach Von Rosenberg and the kickoff ability of Avery Atkins to a 10-3 record and a Fiesta Bowl victory.

In his first full season in charge of LSU special teams, McMahon’s unit set or tied seven school-records, including field goals in a game (5 vs. Georgia), field goals in a season (29), longest field goal (54 yards by Tracy vs. Miami) and points by kicking in a game (18 by Tracy vs. Georgia).

The Tigers also led the SEC in points scored by kicking (129) and field goals made (29), finished second in the league in kickoff returns (24.7) and were third in net punting (41.0).

Individually, graduate transfer Tracy, who kicked a 42-yard walk-off field goal to beat Auburn, 22-21, in September, earned second team All-America honors and was a finalist for the Lou Groza Award in his only season with the Tigers. Tracy capped his collegiate career with more field goals (97) and points kicking (502) than any player in college football history, no matter the division.

Tracy led the SEC and ranked No. 2 in the nation in field goals (29) and field goals per game (2.23). He also paced the league in scoring (129), which ranked No. 7 nationally.

Von Rosenberg earned second team All-SEC honors after finishing No. 2 in the league in punting with a 45.7 average, which ranks as the third-best single-season total in school history.

As LSU’s kickoff specialist, Atkins saw 71 of his 79 kickoffs go for touchbacks and the Tigers held opponents to only 126 yards in kickoff returns all year. Opponents managed only 64 return yards on 13 punts, an average of 4.9 yards a return.

Prior to his arrival as an analyst for the Tigers in the fall of 2017, McMahon spent 11 years with the New Orleans Saints, the first two as assistant special teams coordinator followed by nine seasons as special teams coordinator. During his 11 years with the Saints, special teams play under McMahon was defined by solid performances in the kicking game, coverage units and by the return specialists.

McMahon, a graduate of Eastern Illinois, served on the coaching staff at Illinois for 13 years before transitioning to the NFL. At Illinois, McMahon coached wide receivers for five years and then spent eight years coaching special teams and the tight ends. McMahon was part of the 2001 Illinois staff that won the Big 10 and faced LSU in the Sugar Bowl.

Under McMahon’s watch, the Saints recovered 15 fumbles on special teams, scored 12 touchdowns – including seven on punt returns – and blocked three punts, five field goals and three extra points. With McMahon on staff, the Saints made five playoff appearances, won the NFC South three times and claimed the franchise’s first Super Bowl championship with a 31-17 win over the Colts in Super Bowl XLIV.

As the special teams coordinator for the Saints, McMahon was responsible for some of the best special teams play in franchise history. In the biggest win in Saints history – the Super Bowl victory over the Colts – New Orleans became the first team to successfully execute an onside kick prior to the fourth quarter of a Super Bowl. Called “Ambush”, the Saints shifted the momentum of the game in their favor with the onside kick to open the second half, going from down 10-6 at halftime to taking a 13-10 advantage following the onside kick.

Saints kicker Garrett Hartley also became the first player in Super Bowl history to kick three field goals of 40-yards or more in the same game.

In 2014, New Orleans’ punt coverage units ranked first in the NFL in opponent punt return average (4.1), setting a club record. Punter Thomas Morstead, who evolved into one of the best in the league at his position, ranked No. 2 in the NFL in net punting in 2014 with a 42.9 average.

In 2013, Morstead finished third in the league in net punting (42.3) and the Saints won three games, including one in the postseason, on field goals at the end of regulation. Morstead earned a spot in the Pro Bowl and was named second team All-Pro by the Associated Press in 2012 after he set club records for both gross (50.1) punting average and net (43.2) punting average. His 42.3 ranked second in NFL history at the time.

McMahon had perhaps his best year with the Saints in 2011 as the club finished eighth in the Dallas Morning News special teams rankings. Morstead finished second in the NFC and fourth in the NFL with a 48.3 gross punting average and second in the league with a 43.1 net average. Morstead also ranked first in the league with an NFL-record 68 touchbacks. Kicker John Kasay ranked second in the NFL in scoring among kickers and set a team record with 147 points. Darren Sproles made an immediate impact on the return units, handling both punt and kickoff return duties as part of a

season where he set an NFL record with 2,696 all-purpose yards. He averaged 10.2 yards on punt returns with one touchdown and ranked third in the NFC and sixth in the league on kickoff returns. McMahon’s coverage units ranked fifth in the NFL in opponent punt return average, allowing only 6.2 yards per return.

McMahon fostered improvement out of both Hartley and Morstead in 2010. In his first full NFL season, Hartley made his final 10 field goal attempts and 15-of-his-last-16. The punter enjoyed a solid campaign, finishing sixth in the NFL with a 45.9 gross average. The Saints were only one of four NFL teams to not allow a blocked kick or give up a special teams score.

In McMahon’s first season as coordinator in 2008, New Orleans finished as one of only four teams to rank in the top 10 in both punt return average (fourth) and kickoff return average (eighth). Reggie Bush scored on two punt returns against Minnesota to tie an NFL record.

McMahon served as assistant special teams coach for his first two years in New Orleans, following a one-year stint as tight ends/special teams coach at East Carolina. In 2005, the Pirates finished in the top 20 in the nation in field goal accuracy. McMahon also tutored tight ends as part of a staff that directed ECU to the fourth-highest passing total in school history.

He spent 13 years at the University of Illinois (1992-2004), working primarily with the special teams, tight ends and wide receivers. In 1997, McMahon took on the additional responsibility of overseeing the special teams. His efforts were integral in Illinois making four bowl appearances and twice appearing in the final national rankings, and in 2001 the school finished 10-2 and captured the Big Ten title.

Based on the records his units established, the play of the special teams during McMahon’s years at Illinois are unmatched in school history. Illinois blocked 16 kicks from 2001-04 and accounted for nine touchdowns. Players under his direction included the school leaders in career punting average, single-season scoring and all-time punt return yardage.

McMahon joined Illinois in 1992 from Nevada-Las Vegas where he spent two years as special teams coordinator as well as coaching offensive tackles and tight ends. He has also had stints with Valdosta (Ga.) State, Southern Illinois, North Alabama, Minnesota and his alma mater Eastern Illinois.

As a defensive back at Eastern Illinois, he was a member of two teams that played for the NCAA Division II National Championship. The Panthers won the title in 1978 and again went to the championship game two years later. McMahon earned a degree in psychology from EIU in 1982. McMahon and his wife Linda have three children and two grandchildren.

#### THE MCMAHON FILE

Year at LSU:	Third
Birthdate:	January 2, 1960
Hometown:	Rantoul, Illinois
Wife:	Linda
Children:	Drew, Lisa, Sam
High School:	Rantoul Township High School
College:	Eastern Illinois (1982)

#### PLAYING EXPERIENCE

1978-81	Eastern Illinois (defensive back)
---------	-----------------------------------

#### COACHING EXPERIENCE

1982	Eastern Illinois
1983-84	Minnesota
1985-87	North Alabama
1988	Southern Illinois
1989	Valdosta State
1990-91	UNLV
1992-04	Illinois (wide receivers, 1992-96; tight ends/special teams, 1997-04)
2005	East Carolina (tight ends/special teams)
2006-16	New Orleans Saints (asst. special teams coordinator, 2006-07; special teams coordinator, 2008-16)
2017-pres.	LSU (analyst, 2017; special teams coordinator, 2018-2019)

#### BOWL EXPERIENCE

Season	Bowl	Team	Opponent	Results
1992	Holiday	Illinois	Hawai'i	L, 27-17
1994	Liberty	Illinois	East Carolina	W, 30-0
1999	MicronPC.com	Illinois	Virginia	W, 63-21
2001	Sugar	Illinois	LSU	L, 47-34
2017	Citrus	LSU	Notre Dame	L, 21-17
2018	Fiesta	LSU	UCF	W, 40-32



# Corey Raymond

Cornerbacks

@LSUCoachRaymond

Corey Raymond, a former LSU standout who spent six years playing in the NFL, enters his eighth season with the Tigers in 2019. Raymond coaches the LSU cornerbacks.

Raymond's expertise as been critical in the development of LSU defensive backs as the Tigers secondary has consistently been one of the strengths thus enhancing the school's claim of being "DBU."

Under Raymond, LSU's secondary has produced nine NFL Draft picks, including Jamal Adams and Tre'Davious White, who were both selected in the first round of the 2017 NFL Draft. Most recently, cornerback Greedy Williams was selected in the second round of the 2019 NFL Draft, while Donte Jackson was taken in the second round in 2018.

Raymond has coached three first-round draft picks at LSU, a list that also includes Eric Reid. Other LSU NFL Draft picks under Raymond's watch include: cornerback Tyrann Mathieu (third round in 2013), cornerback Tharold Simon (fifth round in 2013), safety Jalen Collins (second round in 2015), cornerback Rashard Robinson (third round in 2016) and safety Jalen Mills (seventh round in 2016).

Raymond's secondary has produced five first team All-Americans during his time at LSU, a list that includes Reid (2012), Mills (2015), Adams (2016), White (2016), and Williams (2018).

Last year with his focus primarily on cornerbacks, Raymond continued the development of Williams, who earned first team All-America honors and was a finalist for the Thorpe Award. Raymond's impact was also evident with the emergence of Kristian Fulton into one of the top cornerbacks in college football after sitting out the previous two years.

LSU led the SEC interceptions with 17 and ranked second in the league in pass defense efficiency in 2018. LSU was the only team in the SEC to hold opponents to less than 50 percent completion percentage for the season.

In 2017, LSU's secondary featured a pair of second team All-Americans in Williams and Jackson. Williams had a breakout year with the Tigers in 2017, leading the SEC in interceptions (6) and finishing No. 2 in the conference in passes defended (17). As a unit, LSU allowed only 11 passing touchdowns, which was the second-lowest total in the SEC, and the Tigers were No. 2 in the league in pass efficiency defense.

In 2016, Raymond's secondary allowed only nine passing touchdowns all season and ranked No. 3 in the Southeastern Conference in yards per game at 197.2. White, who ranked No. 2 in the conference in passes defended with 16, along with Adams were both named first team All-SEC. For the second-straight year, Adams led all LSU defensive backs with 76 tackles.

LSU's 2015 secondary featured Mills, a first team All-America selection despite missing the first five games of the season with a broken ankle. Mills was joined in the secondary by White and Adams, who were both second team All-SEC selections. Adams led all Tiger defensive backs with 67 tackles and four interceptions.

In 2014, LSU's secondary featured another young, but talented group as the starting lineup included a true freshman, one sophomore, two juniors and a senior. The play of LSU's secondary was prominent in the Tigers leading the SEC in total defense (316.8 yards per game), pass defense (164.2 yards per game) and pass efficiency defense (101.6 rating). LSU allowed an SEC-best 10 passing touchdowns in 2014 and the Tigers were the only team in the league to hold teams to fewer than 200 completions.

LSU ranked No. 4 in the SEC in pass defense in 2013, allowing 197.5 yards per game. The Tigers limited opponents to 15 touchdown passes and ranked second in the league in yards allowed per attempt (6.4) and third in the conference in completion percentage at 56.0 percent.

In his first year back with the Tigers in 2012, Raymond coached safety Reid to first team All-America honors. Reid was later chosen in the first round (18th overall) of the NFL Draft by the San Francisco 49ers. Starting cornerback Tharold Simon was picked in the fifth round by the Seattle Seahawks.

As a unit in 2012, LSU's secondary, despite using a pair of first time starters, combined for 15 interceptions and helped the Tigers rank No. 11 nationally in pass efficiency defense.

Raymond returned to LSU after spending the 2011 season as the secondary coach at Nebraska. In his one season with the Cornhuskers, Raymond coached a Nebraska secondary that featured the 2011 Big Ten Defensive Back of the Year in Alfonzo Dennard. Despite inheriting a group that lost four starters from the season before, including three NFL Draft picks, Raymond's secondary helped Nebraska rank No. 18 in the nation in pass defense in 2011.

Prior to his one-year stay in Lincoln, Raymond served as the cornerbacks coach for two seasons at Utah State. Raymond's top pupil at Utah State was that of Curtis Marsh, who earned All-WAC honors and later went on to become a third-round pick in the NFL Draft. Raymond served on the LSU staff for three years from 2006-08 before taking the job at Utah State.



During his three years on the LSU staff from 2006-08, Raymond was part of two BCS bowl victories, including a 38-24 win over Ohio State in the BCS National Championship. LSU's defense ranked No. 3 nationally in both 2006 and 2007 as the Tigers combined to post a 23-4 record during that span.

Prior to joining the LSU staff in 2006, Raymond coached at the high school level for three years in his hometown of New Iberia. Raymond was the defensive coordinator at New Iberia High School in 2003 and then held the same position at Westgate High School in 2004-05.

Raymond was a three-year starter in the secondary for the Tigers from 1989-91. He capped his LSU career with 185 tackles and eight interceptions. Following his career with the Tigers, Raymond spent six seasons in the NFL – three with the New York Giants and three with the Detroit Lions. In 90 games in the NFL, Raymond started 60 times and intercepted 11 passes to go with 258 tackles.

Raymond, who earned his undergraduate degree from LSU in 1993, has four children – Cody, Ariel, Christopher and Madison.

#### THE RAYMOND FILE

Year at LSU: Eighth (appointed Feb. 28, 2012)  
 Birthdate: Sept. 28, 1969 in New Iberia, La.  
 Children: Cody, Ariel, Christopher and Madison  
 High School: New Iberia (La.) High School  
 College: LSU, (1993)

#### PLAYING EXPERIENCE

1988-91 LSU  
 1992-94 New York Giants  
 1995-97 Detroit Lions

#### COACHING EXPERIENCE

2003 New Iberia (La.) High School (defensive coordinator)  
 2004-05 Westgate (La.) High School (defensive coordinator)  
 2006-08 LSU (intern, 2006; assistant strength coach, 2007-08)  
 2009-10 Utah State (cornerbacks)  
 2011 Nebraska (secondary)  
 2012-pres. LSU (defensive backs, 2012-17; cornerbacks, 2018-19)

#### BOWL EXPERIENCE

##### As a player

Season	Bowl	Team	Opponent	Results
1988	Hall of Fame	LSU	Syracuse	L, 23-10

##### As a coach

Season	Bowl	Team	Opponent	Results
2006	Sugar Bowl	LSU	Notre Dame	W, 41-14
2007	BCS National Championship	LSU	Ohio State	W, 38-24
2008	Chick-fil-A	LSU	Georgia Tech	W, 38-3
2011	Capital One	Nebraska	South Carolina	L, 30-13
2012	Chick-fil-A	LSU	Clemson	L, 25-24
2013	Outback	LSU	Iowa	W, 21-14
2014	Music City	LSU	Notre Dame	L, 31-28
2015	Texas	LSU	Texas Tech	W, 56-27
2016	Citrus	LSU	Louisville	W, 29-9
2017	Citrus	LSU	Notre Dame	L, 21-17
2018	Fiesta	LSU	UCF	W 40-32



# Tommie Robinson

**Assistant Head Coach/Recruiting Coordinator/Running Backs**

@TRob\_LSU

Tommie Robinson, a highly-respected coach who has spent time at the highest level of college football and in the NFL, is in his third season at LSU as the Tigers' running backs coach and recruiting coordinator. Robinson also serves as assistant head coach.

In his first two years with the Tigers, Robinson's running back room has produced back-to-back 1,000-yard rushers in Derrius Guice and Nick Brossette. Guice accumulated 1,251 rushing yards to go with 11 TDs in 2017, while Brossette, in his first season as a starter, logged 1,039 yards and 14 touchdowns, in 2018.

As a senior in 2018, Brossette ranked seventh in the SEC in rushing yards and he was third in the league in rushing TDs. As a unit, LSU averaged 173.6 yards per game and finished third in the SEC in rushing touchdowns with 29.

In his first year at LSU, Robinson oversaw a unit that featured two of the most productive players at running back in school history in Guice and Darrel Williams. The duo combined for 2,071 yards and 20 rushing TDs. Guice had his second-straight 1,000-yard rushing season, while Williams accounted for 820 yards and nine scores. Williams finished third on the team in receptions (23), and was second in receiving yards (331). Williams also became the first player in LSU history with 100 yards rushing and receiving the same game, accomplishing the feat in a win over Ole Miss (103 rushing, 105 receiving).

As a unit, LSU's ground game produced 207.6 yards per game and 4.8 yards a carry, both among the top five in the rugged SEC.

Guice went on to become a second round draft pick of the Washington Redskins, while Williams signed a free agent contract with the Kansas City Chiefs.

Robinson, who was named the 2017 Pac-12 Recruiter of the Year by 247Sports, joined the LSU staff in 2017 after spending the 2016 season at Southern Cal as the running backs coach and run game coordinator for Rose Bowl Champion Trojans.

In 2016, Robinson was part of an offensive staff that saw the Trojans average 34.4 points and 477.1 total yards a contest. Southern Cal capped the 2016 season with a 52-49 win over Penn State to claim the school's first Rose Bowl title since 2009

Robinson's coaching career spans over 30 years, which includes three years with the Dallas Cowboys (1998-2000) and three with the Arizona Cardinals (2010-12).

In his three years with the Dallas Cowboys, Robinson served as an offensive assistant working primarily with the wide receivers, including future NFL Hall of Famer Michael Irvin. Robinson also spent time assisting with the Dallas special teams. In his three years at Dallas, the Cowboys won the NFC East Division in 1988 with a 10-6 mark and then reached the NFL Playoffs the following season.

At Arizona, Robinson coached Beanie Wells, who became the first player in franchise history to rush for at least 1,000 yards and scored 10 touchdowns. Wells also set the franchise record with 228 rushing yards against the St. Louis Rams in 2011. Former LSU standout Patrick Peterson played two seasons for the Cardinals while Robinson was part of the Arizona coaching staff.

Prior to joining the USC staff, Robinson coached running backs at Texas for two years (2014-15). In 2013, Robinson was the running backs coach and passing game coordinator for Southern Cal, where he was part of a coaching staff that included Ed Ogeron.

Robinson has helped teams appear in 12 bowl games and the NFL playoffs twice. Other coaching stops for Robinson include serving as a graduate assistant at Arkansas in 1991, running backs coach at Utah State in 1992-93, four years as running backs coach at TCU from 1994-97.

After his three-year stint with Dallas, Robinson joined the staff at Oklahoma State, coaching running backs for the Cowboys in 2001 where he helped the development of Tatum Bell, who would later become a second round NFL Draft pick.

He followed that with four years at Georgia Tech, the first as wide receivers coach and then tight ends coach for the next three years. In his first season at Georgia Tech, Kerry Watkins led the ACC in receptions with 71 and ranked No. 2 in the league in receiving yards with 1,050.

Robinson coached the running backs at Memphis in 2006 and then held the same position at Miami (Fla.) from 2007-09 before returning to the NFL to coach running backs for the Cardinals.

During his various college stops, he also served minority coaching internships with the New Orleans Saints, St. Louis Rams, Dallas Cowboys and Miami Dolphins.

Robinson got his coaching start at Woodham High School in Pensacola, Florida, where he spent two years. He followed that three years at his alma mater, Central High School in Phenix City, Alabama, before joining the Arkansas staff as a graduate assistant in 1991.

He was a 3-year starter at strong safety and team captain as a senior at Troy State, where he was a member of the 1984 Division II national championship team. He received his bachelor's degree in criminal justice at Troy State in 1985.

Robinson was born on April 4, 1963. He and his wife, Lartonyar, have three children: sons Dantrell and Trey, and daughter Towanda.



## THE ROBINSON FILE

Year at LSU: Third (appointed February 9, 2017)

Birthdate: April 4, 1963

Hometown: Phenix City, Ala.

Wife: Lartonyar

Children: Dantrell, Towanda, Trey

High School: Central High School (Phenix City, Ala.)

Alma Mater: Troy State (1985)

## PLAYING EXPERIENCE

1982-86 Troy State (strong safety)

## COACHING EXPERIENCE

1986-87 Woodham (Pensacola, Fla.) High School (assistant coach)

1988-90 Central (Phenix City, Ala.) High School (assistant coach)

1991 Arkansas (graduate assistant)

1992-93 Utah State (running backs)

1994-97 TCU (wide receivers)

1998-00 Dallas Cowboys (offensive assistant/wide receivers/special teams)

2001 Oklahoma State (running backs)

2002-05 Georgia Tech (wide receivers, 2002; tight ends, 2003-05)

2006 Memphis (running backs)

2007-09 Miami (Fla.) (running backs)

2010-12 Arizona Cardinals (running backs)

2013 Southern Cal (running backs/pass game coordinator)

2014-15 Texas (running backs)

2016 Southern Cal (running backs/run game coordinator)

2017-pres. LSU (running backs/recruiting coordinator/assistant head coach)

## BOWL EXPERIENCE

### As a coach

Season	Bowl	Team	Opponent	Results
1991	Independence	Arkansas	Georgia	L, 24-15
1993	Las Vegas	Utah State	Ball State	W, 42-33
1994	Independence	TCU	Virginia	L, 20-10
2002	Silicon Valley	Georgia Tech	Fresno State	L, 30-21
2003	Humanitarian	Georgia Tech	Tulsa	W, 52-10
2004	Champs Sports	Georgia Tech	Syracuse	W, 51-14
2008	Emerald	Miami (Fla.)	California	L, 24-17
2009	Champs Sports	Miami (Fla.)	Wisconsin	L, 20-14
2013	Las Vegas	Southern Cal	Fresno State	W, 45-20
2014	Texas	Texas	Arkansas	L, 31-7
2016	Rose	Southern Cal	Penn State	W, 52-49
2017	Citrus	LSU	Notre Dame	L, 21-17
2018	Fiesta	LSU	UCF	W 40-32



## Dr. Sam Nader

### Assistant AD/Football Operations

The longest standing member of the LSU football staff, Sam Nader enters his 45th year with the program in 2019. Nader is LSU's Assistant Athletic Director for Football Operations, a position he was elevated to during the summer of 2000. During his time at LSU, Nader has been part of two national championships, six SEC titles and 31 bowl games.

Nader is responsible for overseeing all of the day-to-day administrative duties for the LSU

football team. In March 2019, he was named to the Fellowship of Christian Athletes Hall of Champions.

Nader joined the LSU staff as a graduate assistant in 1975 and was hired by head coach Charles McClendon as a full-time assistant coach in 1977. He was named recruiting coordinator in 1980 and served in that role through the 1993 season.

When the NCAA eliminated the recruiting coordinator's position, Nader assumed the position of administrative assistant for football operations in 1994 and remained in that role, where he handled a myriad of responsibilities for the LSU football program, until his promotion to assistant athletic director in 2000.

Nader was a quarterback for the Auburn Tigers from 1963-67. From 1968-69, he served as assistant coach at Jordan High School in Columbus, Georgia, and was promoted to head coach and athletics director in 1970. He served in that capacity until 1974.

In his role as recruiting coordinator, Nader spearheaded the recruiting efforts of 32 players who developed into All-SEC First-Team players, plus seven who became All-Americans.

Nader is married to the former Ann Gardner of Montgomery, Alabama, and they have three children, Breaux, Lauren and John Ryan, and five granddaughters, Brooks Claire, Mary Holland, Grace Ann, and Sarah Jane, who are the daughters of Breaux and his wife Holland, and Alyssa, who is the daughter of John Ryan.



## Sharon Lewis

### Assistant AD/Football Recruiting and Alumni Relations

Sharon Lewis enters her 18th season with the LSU football program this year, serving as the Assistant Athletic Director of Football Recruiting and Alumni Relations.

Lewis joined the LSU football program in 2002 as coordinator for recruiting. She was elevated to her current role during the spring of 2007, becoming the first female in the Southeastern

Conference to hold the title of Assistant Athletic Director for Football Recruiting.

Lewis has played a large part in LSU's continued recruiting success. Her role with the football department is to direct all official and unofficial recruiting visits with duties including but not limited to travel arrangements, accommodations, meals, tours, compliance documentation and expense reports as well as managing the recruiting interns. Lewis also oversees all special events associated with recruiting, such as pregame and postgame events, dinners, banquets and social outings for official visits. Additionally, she manages student workers to help with the day-to-day recruiting tasks and planned activities.

Her role also involves fostering and maintaining good relationships with former Tigers. She is the President of LSU's National L-Club, the school's letterwinner organization.

Lewis has been a part of LSU Athletics for many years as she was an All-SEC heptathlete and high jumper for LSU's national championship women's track and field program and worked as a student assistant in recruiting during her undergraduate days in Baton Rouge.

The multi-skilled Lewis began her career in athletics working for Career Sports International, where she coordinated recruiting efforts and implemented personal development plans for clients. She also spent four years working for the Alamo Bowl in San Antonio as the sponsorship coordinator and assistant to the executive director.

A native of San Antonio, Lewis earned her bachelor's degree from LSU in 1991 and added a master's degree from Southern University in 2003. She has a son, Sean.



## Kevin Faulk

### Director of Player Development



### SUPER BOWL CHAMPION

Kevin Faulk, the leading rusher in LSU history and three-time Super Bowl Champion, is in his second year on the football staff as director of player development. Faulk joined the LSU football staff in January of 2018.

As LSU's Director of Player Development, Faulk works with LSU's football student-athletes on their academic direction, social development and overall quality of life with the goal of enhancing their development in the classroom, the community and on the football field.

Faulk, who is the school's all-time leader in rushing yards (4,557) and rushing TDs (46), starred in the backfield for the Tigers from 1995-98, helping LSU to three bowl appearances over that span. Faulk earned All-America honors from the Associated Press in 1996.

Faulk holds a total of 12 school records, which includes three bowl game records. Among his other LSU marks include: rushing TDs in a game (5 vs. Kentucky, 1998); rushing yards in a bowl game (234 vs. Michigan State, 1995 Independence Bowl); all-purpose yards in a game (376 vs. Houston, 1996); touchdowns in a career (53); and 100-yard games in a career (22).

Faulk capped his record-setting LSU career as the SEC's all-time leader in all-purpose yards with 6,833. He still ranks third in SEC history in rushing yards and rushing TDs.

Drafted in the second round of the 1999 NFL Draft by the New England Patriots, Faulk spent his entire 13-year NFL career with that franchise. Faulk appeared in five Super Bowls with the Patriots, winning the title three times.

Faulk scored 33 touchdowns (16 rushing, 15 receiving, 2 kickoff returns) during his career with the Patriots and he holds the franchise record for all-purpose yards (12,349) and kickoff return yards (4,098).

A native of Carencro, Louisiana, Faulk retired from the NFL on October 9, 2012 and was elected into the Patriots Hall of Fame on May 18, 2016. Faulk is a member of the Patriots All-Decade Team for the 2000s and was named to the franchise's 50th Anniversary team as a return specialist.

Faulk is also a member of the LSU Athletic Hall of Fame as well as the Louisiana Sports Hall of Fame.

Faulk graduated from LSU in December of 1998 with a kinesiology degree. He served as an assistant football coach at Carencro, his high school alma mater, following his retirement from the NFL before joining the LSU staff.



## Derek Ponamsky

### Special Assistant to the Head Coach

Derek Ponamsky joined the LSU football staff in September 2016 as Special Assistant to Head Coach Ed Orgeron.

Ponamsky's primary responsibilities include assisting Orgeron in the day to day organization and operation of his schedule as well as serving as the liaison to the administration.

Prior to being hired by Orgeron at LSU, Ponamsky hosted a daily radio show for six years on ESPN Radio in Baton Rouge and worked on the pregame and postgame shows for LSU football on the LSU Sports Radio Network.

Ponamsky, a native of Chalmette, Louisiana, attended LSU and has been involved with Louisiana Special Olympics, the Cystic Fibrosis Foundation of Baton Rouge and Autism Speaks. Ponamsky and his wife Leanne have a daughter, Alys.



## Tommy Moffitt

**Assistant Athletic Director/Strength & Conditioning**

Considered by many in college football to be one of the nation's premier strength and conditioning coaches, Tommy Moffitt enters his 20th season at LSU.

In 19 years with the Tigers from 2000-18, Moffitt helped strength train and condition an LSU football team that won 187 games during that span, easily the best stretch in school history.

It was Moffitt's off-season program that helped pave the way to national titles in

2003 and 2007 for the Tigers and LSU's undefeated regular season in 2011. Following the historic 2011 season, Moffitt was awarded the College Coach's Choice Award by Strength Performance.

Moffitt has been at the forefront of strength and conditioning around the nation in teaching fundamentals. Moffitt focuses on the teaching of strength and conditioning as well as the biomechanics of speed development. In the past 25 seasons, all 25 of Moffitt's teams between LSU, Tennessee and Miami have made it to a bowl game.

Many interns, graduate assistants and full-time staff members have gone from working under Moffitt to jobs around the nation. Currently the football strength and conditioning coaches at Alabama, Ole Miss, South Carolina, Arizona, UTSA, Wyoming, Bowling Green, Nicholls and Northwestern State worked under Moffitt at one time.

Moffitt was named the 2003 College Strength and Conditioning Coach of the Year by America Football Monthly. Moffitt has been part of national championship football teams at LSU (twice), Miami and Tennessee.

Moffitt was appointed LSU's strength and conditioning coordinator on Jan. 10, 2000. In February 2000, Moffitt was named the 1999 Collegiate Football Strength and Conditioning Coach of the Year by the Professional Football Strength and Conditioning Coaches Society.

Moffitt served as the head strength and conditioning coach at Miami for two years, helping head coach Butch Davis rebuild the Hurricane program. While at Miami, Moffitt was named the 1998 Big East Strength Coach of the Year. Moffitt went to Miami after four seasons, 1994-97, as associate head strength and conditioning coach at Tennessee.

A 1986 graduate of Tennessee Tech, Moffitt started his career as an assistant football coach at John Curtis High School in River Ridge, Louisiana, from 1987-94, earning the 1992 National High School Strength Coach of the Year award given by the Professional Football Strength and Conditioning Coaches Society.

Born in Springfield, Tennessee, Moffitt is married to the former Jill Beron and they have three children, Clay, who recently wrapped up his collegiate career as a pitcher at LSU, Aaron who is a sophomore tight end for LSU, and Brady, a freshman at Catholic High School.



**Vic Vilorio**

Sr. Associate Strength & Conditioning Coach



**Melissa Moore Seal**

Associate Strength & Conditioning Coach



**Lance Barilow**

Assistant Strength & Conditioning Coach



**Earl Chevalier**

Assistant Strength & Conditioning Coach



**Connor Neighbors**

Assistant Strength & Conditioning Coach



**Jake Riedel**

Assistant Strength & Conditioning Coach



## Doug Aucoin

**Director of Video**

Doug Aucoin, widely considered one of the most respected in his profession at the national level, enters his 23rd season as LSU's Director of Video.

Aucoin has claimed SEC Video Coordinator of the Year four times, most recently in 2011 when the Tigers posted a 13-0 regular season mark and reached the BCS National Championship Game. Aucoin was also named the 2010 Bob Matey National Video Coordinator of the Year by the Collegiate Sports Video Association. The award, which is voted on by other video coordinators in the profession, is presented to the individual who possesses the qualities and attributes of the late Bob Matey, the former video coordinator at Texas A&M.

Aucoin, who joined the Tigers in 1997 after a stint with Tulane, is responsible for analytical support of computer and video technologies including the taping of games and practices, opponent video exchange, self-scout and opponent breakdowns, and tape cut-ups used as a teaching tool. Aucoin also manages the computer network that the football coaches use for statistical analysis as well as self-scouting and the scouting of opponents.

Aucoin oversees a staff of 13 people, which includes two full-time assistants and eleven student assistants.

Prior to working for Tulane, Aucoin was employed by the New Orleans Saints as an assistant to his brother, Albert, who was video director for the Saints. Their father, Erby, is a member of the Saints Hall of Fame for his pioneering analytical film work in the early years of the National Football League.

A native of New Orleans, Aucoin graduated from Riverdale High School and the University of New Orleans, earning his degree in business administration in 1995. In the summer of 1998, Aucoin married the former Angela Bordelon and the couple has three children, Ryan, Shane and Chanler.




**Jacob Brown**

Video Coordinator



**Jonny Saterfield**

Video Manager



**Joe Bourg**

Video Intern



## Charles Baglio

**Director of External Football Relations**

Charles Baglio, one of the most successful high school football coaches in Louisiana over the last 20 years of his coaching career, enters his 17th season with LSU Athletics the Director of External Relations for the Tiger football team.

Baglio came to LSU in 2002 after coaching at Independence High School for 34 years, 22 of which as head coach. While at Independence, Baglio posted a head coaching record of 205-69. He won nine district titles and led his team to the state championship game twice.

Baglio also had numerous players go on to play collegiate football, including former Tiger running back LaBrandon Toefield, who spent several seasons in the NFL with the Jacksonville Jaguars and the Carolina Panthers.

Baglio, who goes by the nickname of "Coach Bags", graduated from Southeastern Louisiana University in 1967 with a degree in health and physical education and followed that with a master's degree from SLU in 1973 in supervision and administration.

Baglio, an avid golfer who regularly shoots in the 70s, is a native of Independence, Louisiana.



## Jeff Grigus

**Assistant Director of Operations**

Jeff Grigus enters his second season as assistant director of operations for the LSU football program in 2019.

His primary role as the assistant director of operations is to oversee the day-to-day organizational and operations of the LSU football program.

Before moving to operations, Grigus, worked for eight seasons as an assistant equipment manager. A native of Lake Charles, Louisiana, Grigus graduated from LSU in 2010 with a degree in construction management. Grigus served as a student assistant on the equipment staff for five years before being elevated to his full-time equipment staff role in 2011.

# Support Staff



## Jack Marucci

**Director of Athletic Training**

A leader in the field of athletic training, Jack Marucci enters his 24th season as Director of Athletic Training at LSU. Since joining the Tigers, Marucci's leadership and vision here moved LSU to the forefront of athletic training at the collegiate level.

As the program's director, Marucci oversees the athletic training operation for all 21 varsity sports, which includes supervising a staff of 13 full-time trainers, three nutrition staff members, and seven graduate assistants.

An experienced trainer with a strong background in collegiate athletics, Marucci helped design the Broussard Center for Athletic Training at Tiger Stadium as well as the one located in the Football Operations Building, which the football team operates out of on a daily basis. At LSU, Marucci has been part of two national titles in football and four SEC Championships.

Marucci served as an assistant athletic trainer at Florida State from 1988-96, a stint that included eight bowl trips with the Seminoles. While in Tallahassee, he also served as the host trainer for two NCAA regional baseball tournaments.

Marucci graduated from West Virginia in 1986 with a bachelor's degree in athletic training and then gained his master's from Alabama in 1988, serving as a graduate assistant trainer for the Crimson Tide from 1986-88. He also worked with the Tampa Bay Buccaneers in 1987 and the Cleveland Browns in 1985.

Off the field, Marucci has mastered the art of crafting wooden baseball bats and founded his own company, the Marucci Bat Company. The bat company, which originally started with a workshop in his backyard, now has hundreds of Major Leaguers swinging its bats, including Albert Pujols and the 2006 NL MVP, World Series champion Anthony Rizzo and home run champion Ryan Howard. Marucci's bats, which now include a line of aluminum bats for both baseball and softball, are the fastest-growing bat in baseball. The Marucci Bat Company has also been represented in both the Major League All-Star Game and the World Series in recent years with numerous Major Leaguers swinging the Marucci Bat.

Marucci has a son, Gino, who played baseball collegiately at the University of Louisiana at Monroe, and a daughter, Sarah, who is a senior at LSU.



## Derek Calvert

**Associate Athletic Trainer**

Derek Calvert enters his fourth season as a football athletic trainer after serving the previous two seasons with the LSU track and field and cross country teams.

In his sixth season overall as an associate athletic trainer, Calvert returned to Baton Rouge after working with Dr. Williams Meyers at the Vincera Institute in Philadelphia as a certified athletic trainer assisting with patients who had sustained core muscle injuries. He earned his master's degree in sports management from LSU in 2013 while working with the gymnastics and football teams.

Calvert gained additional experience with the Minnesota Vikings as a seasonal assistant athletic trainer from 2009-10. He graduated from the University of Illinois in 2008 with a degree in kinesiology.

Calvert is a native of Blue Mound, Illinois, and is a member of the National Athletic Trainer's Association as well as the Southeast Athletic Trainers Association.



## Micki Collins

**Associate Athletic Trainer**

Micki Collins enters her first season as a football athletic trainer after serving the past 18 seasons with the LSU women's basketball team. Her time with the Lady Tigers included a run of five consecutive NCAA Women's Final Four appearances from 2004-08. She served as the primary athletic trainer for the Tiger volleyball team in her first season at LSU. Collins also teaches in LSU's Athletic Training curriculum and is a clinical supervisor of the students in the athletic training program.

Collins has a master's degree in sports pedagogy from LSU and earned her bachelor's degree in exercise science from the University of Nebraska in 2000. While at Nebraska, Collins worked as a student trainer for the nationally-ranked Cornhusker football team and for the women's basketball and gymnastics teams.

The Chariton, Iowa, native is certified by the National Athletic Trainers Association (NATA), having completed her requirements in April 2000. She has also worked a variety of camps at Nebraska and LSU throughout her career.

Collins is the recipient of the 2016 Sue Gunter Award and SEC's 2017 Chris Patrick Award. She and her husband, Ken, have two children – son, Granger and daughter, Gia.



## Zach Bennett

**Director of Football Nutrition**

Zach Bennett joined the LSU nutrition staff in June 2019. Bennett's focus will be to provide comprehensive nutrition services for the LSU football team in conjunction with the staff of the newly-opened Performance Nutrition Center.

Bennett came to LSU following two seasons as an assistant sports dietitian at Texas where he worked with the football, men's and women's basketball, and track & field teams.

Bennett earned his bachelor's degree in Dietetics from Georgia in 2013 and his master's in exercise science from Florida State in 2015. He spent his first year after his master's with Georgia as a sports nutritionist for the men's basketball, men's and women's golf, and women's tennis teams. Bennett followed that experience with a performance nutrition fellowship at Michigan where he worked with the women's basketball, field hockey, wrestling, men's and women's tennis, men's and women's golf, and water polo teams.

Bennett is an active member of the Collegiate and Professional Sports Dietitians Association (CPSDA). His is a board-certified specialist in sports dietetics (CSSD) and a certified strength and conditioning specialist (CSCS).



## Lauren Marucci

Assistant  
Sports Dietician



## Rebecca Moore

Assistant  
Sports Dietician



## LaKeitha Poole

**Director of Student-Athlete Mental Health**

Dr. LaKeitha Poole is in her fourth season as LSU's Director of Student-Athlete Mental Health. She has played numerous roles on campus before moving over to the Athletics Department in 2016.

Poole spent six years in LSU's Office of Multicultural Affairs serving as an assistant director and as the coordinator of the LSU African American Cultural Center. As the assistant director, she was responsible for creating and managing the mental health services of the department.

In addition to her current role at LSU, Poole serves as an adjunct instructor in the College of Human Sciences and Education, is a board member for the Baranko-Clark YMCA in Old South Baton Rouge, and owns a private practice, Small Talk Counseling & Consulting. Her private practice allows her to have a broad range of clinical experiences ranging from student-athletes to working professionals, couples and families.

A 2009 graduate of Florida State, Poole was honored as a 2018 Notable 'Nole, an award that recognizes FSU alumni ages 35 or younger for their significant contributions to their professions, communities or alma mater. She earned her master's degree in Community Counseling/Clinical Mental Health from LSU and her doctoral degree in Counselor Education & Supervision from Regent University in Virginia Beach, Virginia.



## Bruce Buggs

Assistant Director  
Student-Athlete  
Mental Health



## Christine Sotile

Coordinator  
Student-Athlete  
Mental Health



## Nathan Lemoine

Sports Science  
Research Associate



## Greg Stringfellow

**Director of Equipment**

Greg Stringfellow enters his 15th season as LSU's Director of Equipment after being elevated to the position in the spring of 2004. Stringfellow served as the interim equipment manager during LSU's National Championship season in 2003, stepping in for longtime equipment manager Jeff Boss, who passed away in the fall of 2003 after a lengthy battle with cancer.

Stringfellow, one of the many equipment managers who learned their trade under Boss, enters his 27th season overall with the Tigers. He previously served as a student assistant in the LSU equipment room for five years.

As a member of the equipment staff, Stringfellow is responsible for the ordering and maintaining of equipment and facilities for the LSU football team as well as LSU's 20 other sports.

Stringfellow lettered two years in football at McGill-Toolen High School in Mobile, Alabama, before coming to LSU, where he earned a degree in construction management in 1997.

An avid golfer and outdoorsman, Stringfellow is a member of the Athletic Equipment Managers Association and annually works the Senior Bowl in Mobile.

He is married to the former Ashley Mitnick, a former LSU soccer standout. The couple has four children, Sarah Elizabeth, Lily Grace, Harper York and Blakely Tara.



**Eric Cookmeyer**  
Assistant  
Equipment Manager



**Luke Dudley**  
Assistant  
Equipment Manager



**Matt Montgomery**  
Assistant  
Equipment Manager



**Roy Anderson**  
Lead Analyst  
- Defense



**Kevin Cosgrove**  
Lead Analyst  
- Defense



**Kevin Coyle**  
Senior Analyst  
- Defense



**Collin D'Angelo**  
Assistant Director  
of Player Personnel



**Tamara Davis**  
Coordinator of  
Defensive Operations



**Emily Dixon**  
Coordinator of  
Offensive Operations



**Blaine Gautier**  
Analyst  
- Offense



**Mark Hutson**  
Analyst  
- Offense



**Ya'el Lofton**  
Coordinator of  
Football Operations



**August Mangin**  
Analyst  
- Defense



**DJ Mangus**  
Analyst  
- Offense



**Jeff Martin**  
Director of  
On-Campus Recruiting



**Jorge Munoz**  
Analyst  
- Offense



**Olivia Ohlsen**  
Recruiting Intern



**Keith Sanchez**  
Player Personnel  
Intern



**Aaron Schwanz**  
Analyst  
- Special Teams



**Keava Soil-Cormier**  
Coordinator of  
Recruiting Operations




**Tyler Spotts-Orgeron**  
Analyst  
- Offense



**Lois Stuckey**  
Administrative Coordinator



**Dwayne Thomas**  
Player Personnel  
Intern



**Kenechi Udeze**  
Analyst  
- Defense



**Ronnie Wheat**  
Lead Analyst  
- Defense



### White Named Butkus Award Winner

LSU junior **Devin White** was named the winner of the 2018 Dick Butkus Award, presented annually to the top linebacker in college football. White becomes LSU's first winner of the Butkus Award and winner of the school's 29th national award. He is the first LSU Tiger to claim a national award since Odell Beckham Jr. won the 2013 Paul Hornung Award. White was the No. 5 overall pick by the Tampa Bay Buccaneers in the 2019 NFL Draft. He was the highest drafted linebacker in LSU history and the first Tiger linebacker selected in the first round since 1989.

### Delpit Unanimous All-American

Sophomore safety **Grant Delpit** earned the first All-America honors of his career for his outstanding performance last season. He was named a unanimous pick with first team accolades from the Walter Camp Foundation, Associated Press, Football Writers Association of America, The Sporting News and the American Football Coaches Association. Delpit finished third on the team in tackles with 74 and tied for first with nine passes defended. He also was the SEC leader in interceptions with five for the season. Delpit is LSU's ninth unanimous All-America honoree.

### White & Williams Consensus All-Americans

Junior linebacker **Devin White** and sophomore cornerback **Greedy Williams** earned consensus All-America honors for their respective 2018 campaigns. White earned All-America honors for the second year in a row after leading the SEC in tackles for the second straight season. The No. 5 overall draft pick by the Tampa Bay Buccaneers, started 12 games for the Tigers in 2018 and racked up 123 tackles to go along with three forced fumbles and three sacks. Williams also earned All-America honors for the second season of his career after picking up accolades as a rookie last year. This year, Williams was amazing in coverage. He didn't get many opportunities to show off his talent this year because opposing quarterbacks were hesitant to throw the ball to his side.

### Tracy Kicks Record-Setting Season

Graduate transfer **Cole Tracy** earned several All-America honors after his amazing season with the Tigers. The Assumption College transfer led the SEC in field goals made, field goals attempted, field goal percentage and points scored. He also went a perfect 42-42 on extra points. In the Fiesta Bowl, Tracy became the NCAA's most prolific kicker across all divisions with his 97 career field goals made, including an LSU single-season record 29 in his only season in purple and gold.

### 15th 10-win season in school history

With the win against UCF in the Fiesta Bowl in January 2019, LSU captured its 15th 10-win season. It is the first 10-win season since 2013. It also marks the 19th straight season in which LSU has won at least 8 games in a season, which is the longest streak in SEC history, and is tied for second only behind Boise State (20).

### School-Record 19 Consecutive Bowl Games

For a school-record 19th-straight season, the Tigers earned a berth in the Fiesta Bowl against UCF on Jan. 1, 2019. LSU has played in a bowl game each year since 2000 and has a total of 26 bowl wins in school history. The current streak of 19 consecutive bowl appearances ranks No. 4 nationally, trailing only Virginia Tech (26), Georgia (23) and Oklahoma (20).

### Five Tigers named to Coaches' and AP All-SEC

**Grant Delpit**, **Devin White**, **Cole Tracy** and **Greedy Williams** were all named to the AP and Coaches' first team All-SEC team. Punter **Zach Von Rosenberg**, was named to the AP All-SEC team.

### Rushing >100 + Defensive Rush <100 = 78-0

In the last 177 games, LSU's success is easy to predict when it comes to net rushing yards. In games where the Tigers rush for more than 100 yards, they are 134-21. In games where they hold their opponent to less than 100 rushing yards, the Tigers are 79-5. When LSU puts that all together, the Tigers are 78-0.

### Brossette, White Win McClendon Award

Junior linebacker **Devin White** and senior running back **Nick Brossette** were named as the recipients of the Charles McClendon Award as LSU's most valuable players in 2018. White also won the award last year, and Brossette is a first-time recipient of the award. White, a first team All-Southeastern Conference selection and a first team All-American, led the SEC with 123 tackles. He was named the winner of the Butkus Award for being the best linebacker in the nation. He is the first Butkus Award winner in LSU history. Brossette led the team with 1,039 rushing yards and 14 TDs. He became just the 13th running back in LSU history to finish with over 1,000 rushing yards in a season, and he is the 6th running back in a row.

### Mawae & Robinson Named to NFL Hall of Fame

Former LSU center **Kevin Mawae** and safety **Johnny Robinson** were elected into the NFL Hall of Fame in 2019. The Class of 2019 will be enshrined in Canton, Ohio, on August 3, 2019. During his time at LSU, Mawae was named to the All-SEC team 3 times in his career, and he was named to the third team All-America team his senior year. Mawae was an eight-time Pro Bowler during his 16-year NFL career. Robinson was an integral part of the backfield that led LSU to the 1958 national championship. Robinson was a six-time first team All-Pro selection and is one of two players to lead both the AFL and NFL in interceptions.

### Eight Tigers Named Permanent Captains

LSU named eight players as the National L Club Permanent Team Captains for 2018. The group included: RB **Nick Brossette**, TE **Foster Moreau**, and QB **Joe Burrow** on offense, LB **Devin White**, DE **Rashard Lawrence**, and S **Grant Delpit** on defense, and PK **Cole Tracy** and SNP **Blake Ferguson** on special teams.



## Tracking the Tigers

WEEK	AP	COACHES	CFP
Preseason	25	24	--
Week 2	11	15	--
Week 3	12	13	--
Week 4	6	6	--
Week 5	5	6	--
Week 6	5	6	--
Week 7	13	12	--
Week 8	5	5	--
Week 9	4	4	--
Week 10	4	4	3
Week 11	9	10	7
Week 12	10	10	7
Week 13	8	8	7
Week 14	12	14	10
Week 15	11	11	11
<b>Final</b>	<b>6</b>	<b>7</b>	<b>6</b>

## 2018 SEC Standings

### Eastern Division

Team	SEC	Pct.	Overall
Georgia	7-1	.875	11-3
Kentucky	5-3	.625	10-3
Florida	5-3	.625	10-3
Missouri	4-4	.500	8-5
South Carolina	4-4	.500	7-6
Vanderbilt	3-5	.375	6-7
Tennessee	2-6	.250	5-7

### Western Division

Team	SEC	Pct.	Overall
Alabama	8-0	1.000	14-1
<b>LSU</b>	<b>5-3</b>	<b>.625</b>	<b>10-3</b>
Texas A&M	5-3	.625	9-4
Mississippi State	4-4	.500	8-5
Auburn	3-5	.375	8-5
Ole Miss	1-7	.125	5-7
Arkansas	0-8	.000	2-10

## 2018 Honors

### Avery Atkins • PK

- SEC First-Year Academic Honor Roll

### Colby Brunet • WR

- SEC Academic Honor Roll

### Joe Burrow • QB

- PlayStation Fiesta Bowl Offensive Player of the Game
- SEC Academic Honor Roll
- SEC Player of the Week (Offense) - at Auburn (Sept. 17)
- SEC Player of the Week (Offense) - vs. Ole Miss (Oct. 1)
- Davey O'Brien Great Eight List - vs. Ole Miss (Oct. 1)
- Davey O'Brien Great Eight List - vs. Georgia (Oct. 15)

### K'Lavon Chaisson • OLB

- SEC Academic Honor Roll

### Grant Delpit • DB

- Nagurski Trophy Finalist
- Thorpe Award Semifinalist
- Unanimous All-American
- First Team All-America (Walter Camp)
- First Team All-America (Associated Press)
- First Team All-America (Football Writers Association of America)
- First Team All-America (Sporting News)
- First Team All-America (American Football Coaches Association)
- First Team All-America (Sports Illustrated)
- First Team All-SEC (Coaches)
- First Team All-SEC (Associated Press)
- SEC Player of the Week (Defense) - vs. Mississippi State (Oct. 22)

### Breiden Fehoko • DL

- SEC Academic Honor Roll

### Blake Ferguson • SNP

- SEC Community Service Team
- SEC Academic Honor Roll

### Jack Gonsoulin • PK

- SEC Academic Honor Roll

### Josh Growden • P

- SEC Academic Honor Roll

### Todd Harris Jr. • S

- SEC Academic Honor Roll

### Kenan Jones • S

- SEC First-Year Academic Honor Roll

### Rashard Lawrence • DL

- PlayStation Fiesta Bowl Defensive Player of the Game
- SEC Academic Honor Roll

### Rory Luke • OL

- SEC Academic Honor Roll

### Michael Ostrom • WR

- SEC Academic Honor Roll

### Jacob Phillips • LB

- SEC Player of the Week (Defense) - vs. Miami (Sept. 3)

### Tiger Scheyd • QB

- SEC Academic Honor Roll

### Turner Simmers • OL

- SEC Academic Honor Roll

### Cole Tracy • PK

- Lou Groza Award Finalist
- Second Team All-America (Walter Camp)
- Second Team All-America (Associated Press)
- Second Team All-America (Football Writers Association of America)
- Second Team All-America (Sporting News)
- Second Team All-America (American Football Coaches Association)
- Second Team All-America (Sports Illustrated)
- First Team All-SEC (Coaches)
- First Team All-SEC (Associated Press)
- SEC Academic Honor Roll
- SEC Player of the Week (Special Teams) - vs. Miami (Sept. 3)
- Lou Groza Star of the Week - vs. Miami (Sept. 3)
- SEC Player of the Week (Special Teams) - at Auburn (Sept. 17)
- Lou Groza Star of the Week - at Auburn (Sept. 18)
- SEC Player of the Week (Special Teams) - vs. Georgia (Oct. 15)
- Lou Groza Star of the Week - vs. Georgia (Oct. 15)
- SEC Player of the Week (Special Teams) - vs. Mississippi State (Oct. 22)

### Zach Von Rosenberg • P

- Second Team All-SEC (Associated Press)
- SEC Academic Honor Roll
- Ray Guy Award Ray's 8 - vs. Mississippi State (Oct. 23)

### Devin White • LB

- Butkus Award Winner
- Consensus All-American
- First Team All-America (Walter Camp)
- First Team All-America (Associated Press)
- First Team All-America (Sporting News)
- First Team All-America (American Football Coaches Association)
- First Team All-America (Sports Illustrated)
- Second Team All-America (Football Writers Association of America)
- First Team All-SEC (Coaches)
- First Team All-SEC (Associated Press)
- SEC Player of the Week (Defense) - vs. Georgia (Oct. 15)
- Lott Impact Trophy Player of the Week - vs. Georgia (Oct. 17)
- SEC Player of the Week (Defense) - at Texas A&M (Nov. 26)

### Greedy Williams • CB

- Thorpe Award Finalist
- Consensus All-American
- First Team All-America (Walter Camp)
- First Team All-America (Football Writers Association of America)
- First Team All-America (American Football Coaches Association)
- Second Team All-America (Associated Press)
- Second Team All-America (Sporting News)
- First Team All-SEC (Coaches)
- First Team All-SEC (Associated Press)

### Ed Orgeron • HC

- George Munger Collegiate Coach of the Year Semifinalist
- Dodd Trophy Coach of the Week - vs. Georgia (Oct. 16)

## 2018 LSU Football Results

OVERALL RECORD: 10-3 • SEC RECORD: 5-3

AP RANKING: 6 • USA TODAY COACHES POLL RANKING: 7

DATE	OPPONENT	W-L/SCORE	ATTENDANCE
Sept. 2	vs. #8 Miami \$ (AT&T Stadium) [ABC]	W, 33-17	68,841
Sept. 8	Southeastern Louisiana [ESPN2]	W, 31-0	96,883
Sept. 15	at #7 Auburn * [CBS]	W, 22-21	86,787
Sept. 22	Louisiana Tech [ESPNU]	W, 38-21	102,321
Sept. 29	Ole Miss * (GG) [ESPN]	W, 45-16	100,224
Oct. 6	at #21 Florida * [CBS]	L, 19-27	90,283
Oct. 13	#2 Georgia * % [CBS]	W, 36-16	102,321
Oct. 20	#22 Mississippi State * (HC) [ESPN]	W, 19-3	101,340
Nov. 3	#1 Alabama * ! [CBS]	L, 0-29	102,321
Nov. 10	at Arkansas * [SECN]	W, 24-17	64,135
Nov. 17	Rice @ [ESPNU]	W, 42-10	100,323
Nov. 24	at #22 Texas A&M * [SECN]	L, 72-74 (7OT)	101,501
<b>PlayStation Fiesta Bowl • Glendale, Ariz.</b>			
Jan. 1	vs. #7 UCF [ESPN]	W, 40-32	57,246

\* - Denotes SEC Game | GG - Gold Game | HC - Homecoming | @ - Senior Tribute  
\$ - Neutral site | % - Stovall Jersey Retirement | ! - LSU Salutes

## Team Statistics

	LSU	OPP
SCORING	421	283
Points Per Game	32.4	21.8
Points Off Turnovers	79	30
FIRST DOWNS	295	254
Rushing	129	107
Passing	132	116
Penalty	34	31
RUSHING YARDAGE	2257	1802
Yards gained rushing	2571	2191
Yards lost rushing	314	389
Rushing Attempts	563	466
Average Per Rush	4.0	3.9
Average Per Game	173.6	138.6
TDs Rushing	29	15
PASSING YARDAGE	2970	2601
Comp-Att-Int	224-387-5	223-449-17
Average Per Pass	7.7	5.8
Average Per Catch	13.3	11.7
Average Per Game	228.5	200.1
TDs Passing	17	18
TOTAL OFFENSE	5227	4403
Total Plays	950	915
Average Per Play	5.5	4.8
Average Per Game	402.1	338.7
KICK RETURNS: #-Yards	18-444	6-126
PUNT RETURNS: #-Yards	17-99	13-64
INT RETURNS: #-Yards	17-127	5-119
KICK RETURN AVERAGE	24.7	21.0
PUNT RETURN AVERAGE	5.8	4.9
INT RETURN AVERAGE	7.5	23.8
FUMBLES-LOST	10-8	10-8
PENALTIES-Yards	83-794	102-906
Average Per Game	61.1	69.7
PUNTS-Yards	67-2889	78-3323
Average Per Punt	43.1	42.6
Net punt average	41.0	40.3
KICKOFFS-Yards	79-5014	51-3063
Average Per Kick	63.5	60.1
Net kick average	39.4	40.1
TIME OF POSSESSION/Game	31:50	28:10
3RD-DOWN Conversions	82/205	70/198
3rd-Down Pct	40%	35%
4TH-DOWN Conversions	9/12	12/23
4th-Down Pct	75%	52%
SACKS BY-Yards	34-254	35-190
MISC YARDS	0	0
TOUCHDOWNS SCORED	48	35
FIELD GOALS-ATTEMPTS	29-33	13-17
ON-SIDE KICKS	0-0	0-1
RED-ZONE SCORES	(53-60) 88%	(34-40) 85%
RED-ZONE TOUCHDOWNS	(31-60) 52%	(23-40) 57%
PAT-ATTEMPTS	(42-42) 100%	(26-28) 93%
ATTENDANCE	705733	342706
Games/Avg Per Game	7/100819	4/85676
Neutral Site Games	2/63044	

## Score by Quarters

	1st	2nd	3rd	4th	OT	Total
LSU	107	118	62	93	41	421
Opponents	36	71	46	87	43	283

## Individual Statistics

RUSHING	GP-GS	ATT	GAIN	LOSS	NET	AVG	TD	LONG	AVG/G
Nick Brossette	13	240	1107	68	1039	4.3	14	50	79.9
Clyde Edwards-Helaire	13	146	677	19	658	4.5	7	47	50.6
Joe Burrow	13	128	593	194	399	3.1	7	59	30.7
Lanard Fournette	13	12	106	0	106	8.8	1	46	8.2
Justin Jefferson	13	5	31	5	26	5.2	0	19	2.0
Stephen Sullivan	13	2	20	0	20	10.0	0	11	1.5
Tae Provens	2	4	17	4	13	3.2	0	13	6.5
Jontre Kirklín	12	2	6	0	6	3.0	0	4	0.5
Tory Carter	12	2	4	0	4	2.0	0	2	0.3
Chris Curry	4	8	9	7	2	0.2	0	3	0.5
Derrick Dillon	13	3	1	0	1	0.3	0	1	0.1
TEAM	6	11	0	17	-17	-1.5	0	0	-2.8
<b>Total</b>	<b>13</b>	<b>563</b>	<b>2571</b>	<b>314</b>	<b>2257</b>	<b>4.0</b>	<b>29</b>	<b>59</b>	<b>173.6</b>
<b>Opponents</b>	<b>13</b>	<b>466</b>	<b>2191</b>	<b>389</b>	<b>1802</b>	<b>3.9</b>	<b>15</b>	<b>44</b>	<b>138.6</b>

PASSING	GP	EFFIC	CMP-ATT-INT	PCT	YARDS	TD	LONG	AVG/G
Joe Burrow	13	133.2	219-379-5	57.8	2894	16	71	222.6
Myles Brennan	1	157.7	4-6-0	66.7	65	0	39	65.0
Zach Von Rosenberg	13	0.0	0-1-0	0.0	0	0	0	0.0
Clyde Edwards-Helaire	13	522.4	1-1-0	100.0	11	1	11	0.8
<b>Total</b>	<b>13</b>	<b>134.3</b>	<b>224-387-5</b>	<b>57.9</b>	<b>2970</b>	<b>17</b>	<b>71</b>	<b>228.5</b>
<b>Opponent</b>	<b>13</b>	<b>104.0</b>	<b>223-449-17</b>	<b>49.7</b>	<b>2601</b>	<b>18</b>	<b>50</b>	<b>200.1</b>

RECEIVING	GP	NO.	YARDS	AVG	TD	LONG	AVG/G
Justin Jefferson	13	54	875	16.2	6	65	67.3
Stephen Sullivan	13	23	363	15.8	2	42	27.9
Ja'Marr Chase	13	23	313	13.6	3	45	24.1
Derrick Dillon	13	22	307	14.0	2	71	23.6
Foster Moreau	13	22	272	12.4	2	24	20.9
Dee Anderson	12	20	274	13.7	1	28	22.8
Nick Brossette	13	14	78	5.6	0	15	6.0
Terrace Marshall Jr.	13	12	192	16.0	0	52	14.8
Clyde Edwards-Helaire	13	11	96	8.7	0	30	7.4
Jonathan Giles	13	10	59	5.9	0	15	4.5
Lanard Fournette	13	6	55	9.2	0	19	4.2
Tory Carter	12	4	39	9.8	1	12	3.2
Racey McMath	12	2	42	21.0	0	23	3.5
Jontre Kirklín	12	1	5	5.0	0	5	0.4
<b>Total</b>	<b>13</b>	<b>224</b>	<b>2970</b>	<b>13.3</b>	<b>17</b>	<b>71</b>	<b>228.5</b>
<b>Opponents</b>	<b>13</b>	<b>223</b>	<b>2601</b>	<b>11.7</b>	<b>18</b>	<b>50</b>	<b>200.1</b>

PUNT RETURNS	NO.	YARDS	AVG	TD	LONG
Jonathan Giles	13	92	7.1	0	22
Justin Jefferson	2	1	0.5	0	2
Jontre Kirklín	2	6	3.0	0	5
<b>Total</b>	<b>17</b>	<b>99</b>	<b>5.8</b>	<b>0</b>	<b>22</b>
<b>Opponents</b>	<b>13</b>	<b>64</b>	<b>4.9</b>	<b>0</b>	<b>27</b>

INTERCEPTIONS	NO.	YARDS	AVG	TD	LONG
Grant Delpit	5	1	0.2	0	1
John Battle	3	29	9.7	0	29
Greedy Williams	2	20	10.0	0	20
Jacob Phillips	1	45	45.0	1	45
Michael Divinity Jr.	1	31	31.0	0	31
Kary Vincent Jr.	1	0	0.0	0	0
JaCoby Stevens	1	1	1.0	0	1
Todd Harris Jr.	1	0	0.0	0	0
Kristian Fulton	1	0	0.0	0	0
Ed Paris	1	0	0.0	0	0
<b>Total</b>	<b>17</b>	<b>127</b>	<b>7.5</b>	<b>1</b>	<b>45</b>
<b>Opponents</b>	<b>5</b>	<b>119</b>	<b>23.8</b>	<b>1</b>	<b>93</b>

KICK RETURNS	NO.	YARDS	AVG	TD	LONG
Clyde Edwards-Helaire	17	416	24.5	0	77
Nick Brossette	1	28	28.0	0	28
<b>Total</b>	<b>18</b>	<b>444</b>	<b>24.7</b>	<b>0</b>	<b>77</b>
<b>Opponents</b>	<b>6</b>	<b>126</b>	<b>21.0</b>	<b>0</b>	<b>36</b>

FUMBLE RETURNS	NO.	YARDS	AVG	TD	LONG
JaCoby Stevens	1	64	64.0	0	64
Devin White	1	29	29.0	0	29
Michael Divinity Jr.	1	58	58.0	1	58
<b>Total</b>	<b>3</b>	<b>151</b>	<b>50.3</b>	<b>1</b>	<b>64</b>
<b>Opponents</b>	<b>1</b>	<b>24</b>	<b>24.0</b>	<b>0</b>	<b>24</b>



**Joe Burrow**

**PATs**

SCORING	TD	FGs	KICK	RUSH	RCV	PASS	DXP	SAF	POINTS
Cole Tracy	0	29-33	42-42	0-0	0	0-0	0	0	129
Nick Brossette	14	0-0	0-0	0-0	0	0-0	0	0	84
Joe Burrow	7	0-0	0-0	0-0	0	2-6	0	0	42
Clyde Edwards-Helaire	7	0-0	0-0	0-0	0	0-0	0	0	42
Justin Jefferson	6	0-0	0-0	0-0	1	0-0	0	0	38
Ja'Marr Chase	3	0-0	0-0	0-0	0	0-0	0	0	18
Derrick Dillon	2	0-0	0-0	0-0	0	0-0	0	0	12
Foster Moreau	2	0-0	0-0	0-0	0	0-0	0	0	12
Stephen Sullivan	2	0-0	0-0	0-0	0	0-0	0	0	12
Dee Anderson	1	0-0	0-0	0-0	1	0-0	0	0	8
Jacob Phillips	1	0-0	0-0	0-0	0	0-0	0	0	6
Lanard Fournette	1	0-0	0-0	0-0	0	0-0	0	0	6
Michael Divinity Jr.	1	0-0	0-0	0-0	0	0-0	0	0	6
Tory Carter	1	0-0	0-0	0-0	0	0-0	0	0	6
<b>Total</b>	<b>48</b>	<b>29-33</b>	<b>42-42</b>	<b>0-0</b>	<b>2</b>	<b>2-6</b>	<b>0</b>	<b>0</b>	<b>421</b>
<b>Opponents</b>	<b>35</b>	<b>13-17</b>	<b>26-28</b>	<b>0-1</b>	<b>4</b>	<b>4-6</b>	<b>0</b>	<b>0</b>	<b>283</b>

**TOTAL OFFENSE**

	GP	PLAYS	RUSH	PASS	TOTAL	AVG/G
Joe Burrow	13	507	399	2894	3293	253.3
Nick Brossette	13	240	1039	0	1039	79.9
Clyde Edwards-Helaire	13	147	658	11	669	51.5
Lanard Fournette	13	12	106	0	106	8.2
Myles Brennan	1	6	0	65	65	65.0
Justin Jefferson	13	5	26	0	26	2.0
Stephen Sullivan	13	2	20	0	20	1.5
Tae Provens	2	4	13	0	13	6.5
Jontre Kirklín	12	2	6	0	6	0.5
Tory Carter	12	2	4	0	4	0.3
Chris Curry	4	8	2	0	2	0.5
Derrick Dillon	13	3	1	0	1	0.1
TEAM	6	11	-17	0	-17	-2.8
<b>Total</b>	<b>13</b>	<b>950</b>	<b>2257</b>	<b>2970</b>	<b>5227</b>	<b>402.1</b>
<b>Opponents</b>	<b>13</b>	<b>915</b>	<b>1802</b>	<b>2601</b>	<b>4403</b>	<b>338.7</b>

**FIELD GOALS**

	MADE-ATT	PCT	01-19	20-29	30-39	40-49	50-99	LONG	BLKD
Cole Tracy	29-33	87.9	0-0	13-13	7-8	6-7	3-5	54	0

**FG SEQUENCE**

	LSU	OPPONENTS
Miami (Fla.)	(43), (21), (21), (54)	(38), 45
Southeastern La.	(50)	-
Auburn	53, (33), (27), (42)	52
Louisiana Tech	(24)	49
Ole Miss	53, (26)	(30), (17), (40)
Florida	(33), (42)	-
Georgia	(33), (36), (39), (24), (30)	(40)
Mississippi St.	(25), (38), (29), (40)	(19)
Alabama	33	(23)
Arkansas	(40)	(24)
Rice	-	52, (51)
TAMU	49, (47), (50), (26)	(33), (23), (21)
UCF	(24), (28), (28), (26)	(37)

Numbers in parentheses indicate field goal was made.



**Clyde Edwards-Helaire**

**PUNTING**

	NO.	YARDS	AVG	LONG	TB	FC	I20	50+	BLKD
Zach Von Rosenberg	51	2330	45.7	65	1	24	18	12	0
Josh Growden	16	559	34.9	47	3	6	12	0	0
<b>Total</b>	<b>67</b>	<b>2889</b>	<b>43.1</b>	<b>65</b>	<b>4</b>	<b>30</b>	<b>30</b>	<b>12</b>	<b>0</b>
<b>Opponents</b>	<b>78</b>	<b>3323</b>	<b>42.6</b>	<b>70</b>	<b>4</b>	<b>33</b>	<b>21</b>	<b>18</b>	<b>0</b>

**KICKOFFS**

	NO.	YARDS	AVG	TB	OB	RETN	NET	YDLN
Avery Atkins	79	5014	63.5	71	0			
<b>Total</b>	<b>79</b>	<b>5014</b>	<b>63.5</b>	<b>71</b>	<b>0</b>	<b>21.0</b>	<b>39.4</b>	<b>25</b>
<b>Opponents</b>	<b>51</b>	<b>3063</b>	<b>60.1</b>	<b>23</b>	<b>3</b>	<b>24.7</b>	<b>40.1</b>	<b>24</b>

**ALL PURPOSE**

	GP	RUSH	RCV	PR	KR	IR	TOTAL	AVG/G
Clyde Edwards-Helaire	13	658	96	0	416	0	1170	90.0
Nick Brossette	13	1039	78	0	28	0	1145	88.1
Justin Jefferson	13	26	875	1	0	0	902	69.4
Joe Burrow	13	399	0	0	0	0	399	30.7
Stephen Sullivan	13	20	363	0	0	0	383	29.5
Ja'Marr Chase	13	0	313	0	0	0	313	24.1
Derrick Dillon	13	1	307	0	0	0	308	23.7
Dee Anderson	12	0	274	0	0	0	274	22.8
Foster Moreau	13	0	272	0	0	0	272	20.9
Terrace Marshall Jr.	13	0	192	0	0	0	192	14.8
Lanard Fournette	13	106	55	0	0	0	161	12.4
Jonathan Giles	13	0	59	92	0	0	151	11.6
Jacob Phillips	12	0	0	0	0	45	45	3.8
Tory Carter	12	4	39	0	0	0	43	3.6
Racey McMath	12	0	42	0	0	0	42	3.5
Michael Divinity Jr.	12	0	0	0	0	31	31	2.6
John Battle	10	0	0	0	0	29	29	2.9
Greedy Williams	12	0	0	0	0	20	20	1.7
Jontre Kirklín	12	6	5	6	0	0	17	1.4
Tae Provens	2	13	0	0	0	0	13	6.5
Chris Curry	4	2	0	0	0	0	2	0.5
JaCoby Stevens	11	0	0	0	0	1	1	0.1
Grant Delpit	13	0	0	0	0	1	1	0.1
TEAM	6	-17	0	0	0	0	-17	-2.8
<b>Total</b>	<b>13</b>	<b>2257</b>	<b>2970</b>	<b>99</b>	<b>444</b>	<b>127</b>	<b>5897</b>	<b>453.6</b>
<b>Opponents</b>	<b>13</b>	<b>1802</b>	<b>2601</b>	<b>64</b>	<b>126</b>	<b>119</b>	<b>4712</b>	<b>362.5</b>

# 2018 Final Stats - Defense



Jacob Phillips



John Battle (26), Grant Delpit (9) Rashard Lawrence (90) and Micah Baskerville (23)

	GP	-----TACKLES-----				SACKS NO-YDS	PASS DEFENSE			- FUMBLES -		BLKD		
		SOLO	AST	TOTAL	TFL-YDS		INT-YDS	BU	PD	QBH	RCV-YDS	FF	KICK	SAF
40 Devin White	13	62	61	123	12.0-33	3.0-18	.	6	6	10	2-29	3	.	.
6 Jacob Phillips	12	32	55	87	5.5-13	1.0-6	1-45	3	4	5	.	.	.	.
9 Grant Delpit	13	46	28	74	9.5-53	5.0-44	5-1	9	14	4	1-0	1	.	.
90 Rashard Lawrence	13	23	31	54	10.5-48	4.0-24	.	3	3	2	.	.	.	.
45 Michael Divinity Jr.	12	20	34	54	10.5-45	5.0-27	1-31	2	3	8	2-58	1	.	.
97 Glen Logan	13	10	36	46	4.5-30	4.0-29	.	1	1	5	.	.	.	.
8 Patrick Queen	13	20	20	40	5.0-37	1.0-22	.	.	.	1	.	.	.	.
26 John Battle	10	13	26	39	.	.	3-29	2	5	.	.	.	.	.
3 JaCoby Stevens	11	19	16	35	6.5-28	1.5-12	1-1	5	6	4	1-64	.	.	.
29 Greedy Williams	12	23	10	33	.	.	2-20	9	11	1	.	.	.	.
5 Kary Vincent Jr.	13	20	11	31	1.5-9	1.0-8	1-0	6	7	.	.	.	.	.
33 Todd Harris Jr.	11	19	12	31	.	.	1-0	3	4	.	.	.	.	.
99 Ed Alexander	11	6	22	28	3.0-9	1.0-5	.	1	1	4	.	.	.	.
22 Kristian Fulton	10	20	5	25	1.0-7	.	1-0	9	10	.	.	1	.	.
11 Terrence Alexander	13	17	6	23	.	.	.	3	3	.	.	.	.	.
92 Neil Farrell Jr.	10	10	13	23	4.0-22	1.5-14	.	1	1	2	.	.	.	.
43 Ray Thornton	12	7	14	21	2.5-15	1.0-7	.	.	.	1	.	.	.	.
23 Micah Baskerville	8	7	11	18	0.5-1	.	.	.	.	.	.	.	.	.
91 Breiden Fehoko	8	2	14	16	3.0-25	1.5-15	.	1	1	2	.	.	.	.
46 Andre Anthony	13	5	9	14	0.5-4	0.5-4	.	.	.	2	1-0	.	.	.
1 Kelvin Joseph	11	11	1	12	.	.	.	1	1	.	.	.	.	.
72 Tyler Shelvin	6	2	7	9	1.5-7	1.5-7	.	.	.	.	.	.	.	.
4 K'Lavon Chaisson	1	3	2	5	1.0-8	1.0-8	.	.	.	1	.	.	.	.
21 Ed Paris	12	2	2	4	.	.	1-0	.	1	.	.	1	.	.
93 Justin Thomas	4	2	2	4	0.5-4	0.5-4	.	.	.	.	.	.	.	.
31 Cameron Lewis	3	1	3	4	.	.	.	.	.	.	.	.	.	.
28 Mannie Netherly	11	.	3	3	.	.	.	.	.	.	.	.	.	.
54 Davin Cotton	2	2	1	3	.	.	.	.	.	.	.	.	.	.
17 Racey McMath	12	2	.	2	.	.	.	.	.	.	.	.	.	.
48 Blake Ferguson	13	.	2	2	.	.	.	.	.	.	.	.	.	.
18 Foster Moreau	13	2	.	2	.	.	.	.	.	.	.	.	.	.
27 Lanard Fournette	13	2	.	2	.	.	.	.	.	.	.	.	.	.
82 Kenan Jones	13	1	.	1	.	.	.	.	.	.	.	.	.	.
35 Damone Clark	12	.	1	1	.	.	.	.	.	.	.	.	.	.
78 Garrett Brumfield	9	1	.	1	.	.	.	.	.	.	.	.	.	.
47 Nelson Jenkins III	1	.	1	1	.	.	.	.	.	.	.	.	.	.
49 Travez Moore	3	.	1	1	.	.	.	.	.	.	.	.	.	.
32 Avery Atkins	13	1	.	1	.	.	.	.	.	.	1-0	.	.	.
11 Dee Anderson	12	1	.	1	.	.	.	.	.	.	.	.	.	.
76 Austin Deculus	13	.	.	.	.	.	.	.	.	.	.	.	.	2
<b>Total</b>	<b>13</b>	<b>414</b>	<b>460</b>	<b>874</b>	<b>83-398</b>	<b>34-254</b>	<b>17-127</b>	<b>65</b>	<b>82</b>	<b>52</b>	<b>8-151</b>	<b>7</b>	<b>2</b>	.
<b>Opponents</b>	<b>13</b>	<b>444</b>	<b>592</b>	<b>1036</b>	<b>89-311</b>	<b>35-190</b>	<b>4-119</b>	<b>57</b>	<b>62</b>	<b>29</b>	<b>8-24</b>	<b>6</b>	.	.



Michael Divinity (45) and Devin White (40)



Glen Logan

Tackles	UT-AT-TOT	MIA	SELU	AU	LT	OM	UF	UGA	MSU	UA	ARK	RICE	TAMU	UCF
Devin White	62-61-123	4-4-8	9-2-11	5-3-8	4-7-11	0-6-6	4-5-9	1-12-13	2-6-10	5-3-8	3-2-6	3-6-9	12-5-17	8-0-8
Jacob Phillips	32-55-87	2-5-7	3-0-3	5-3-8	3-10-13	3-3-6	DNP	1-5-6	2-8-10	3-5-8	1-3-4	2-5-7	4-7-11	3-1-4
Grant Delpit	46-28-74	3-3-8	3-1-4	7-3-10	2-0-2	2-3-5	2-8-10	5-2-7	5-5-10	2-1-3	6-0-6	3-2-5	5-0-5	1-0-1
Rashard Lawrence	23-31-54	1-2-3	2-1-3	3-0-3	0-5-5	1-2-3	1-2-3	0-5-5	3-5-8	3-4-7	1-0-1	0-3-3	3-2-5	4-1-5
Michael Divinity Jr.	20-34-54	1-2-3	DNP	2-4-6	2-2-4	1-3-4	1-5-6	2-5-7	1-3-4	0-2-2	4-0-4	2-5-7	2-2-4	2-1-3
Glen Logan	10-36-46	2-3-5	0-1-1	0-4-4	0-3-3	1-1-2	1-6-7	1-4-5	1-3-4	0-3-3	1-1-2	1-1-2	2-4-6	0-3-3
Patrick Queen	20-20-40	1-3-4	1-1-2	1-0-1	0-2-2	0-2-2	0-1-1	-	1-0-1	6-3-9	-	2-3-5	1-3-4	7-2-9
John Battle	13-26-39	2-1-3	1-1-2	0-4-4	0-1-1	3-2-6	4-6-10	2-6-8	1-3-4	-	DNP	DNP	DNP	0-2-2
JaCoby Stevens	19-16-35	1-1-2	1-1-2	0-1-1	-	DNP	DNP	1-0-1	0-1-1	-	1-0-1	3-4-7	9-5-14	3-3-6
Greedy Williams	23-10-33	1-0-1	2-1-3	2-0-2	2-0-2	8-2-10	3-8-11	1-3-4	1-0-1	3-1-4	1-0-1	1-2-3	1-1-2	DNP
Kary Vincent Jr.	20-11-31	2-2-4	1-0-1	1-0-1	2-1-3	1-1-2	3-1-4	3-4-7	0-1-0	1-0-1	3-0-3	0-1-1	2-0-2	1-0-1
Todd Harris Jr.	19-12-31	-	DNP	-	5-4-9	1-2-3	2-1-3	-	0-1-1	9-3	0-1-1	DNP	1-0-1	1-0-1
Ed Alexander	6-22-28	-	DNP	2-0-2	0-2-2	-	1-2-3	0-4-4	0-2-2	2-5-7	0-1-1	0-4-4	1-2-3	DNP
Kristian Fulton	20-5-25	2-1-3	4-1-5	2-0-2	3-0-3	3-0-3	0-1-1	0-1-1	3-0-3	2-1-3	1-0-1	DNP	DNP	DNP
Terrence Alexander	17-6-23	1-0-1	2-0-2	1-1-2	1-0-1	2-1-3	-	-	-	-	4-1-5	2-1-3	4-2-6	-
Neil Farrell	10-13-23	0-1-1	4-2-6	1-0-1	0-1-1	DNP	2-0	DNP	0-3-3	0-3-3	DNP	1-1-2	1-2-3	-
Ray Thornton	7-14-21	-	3-2-5	-	-	1-4-5	2-2-4	-	-	1-3-4	0-1-1	0-1-1	-	0-1-1
Micah Baskerville	7-11-18	DNP	4-2-6	-	-	0-1-1	-	DNP	DNP	DNP	DNP	-	-	-
Breiden Fehoko	2-14-16	0-2-2	2-4-6	0-1-1	0-1-1	0-1-1	0-2-2	0-2-2	DNP	0-1-1	-	DNP	DNP	DNP
Andre Anthony	5-9-14	1-0-1	2-1-3	1-4-5	1-0-1	0-4-4	-	-	-	-	-	-	-	-
Kelvin Joseph	11-1-12	-	2-1-3	2-0-2	2-0-2	4-0-4	-	-	1-0-1	-	-	DNP	-	DNP
Tyler Shelvin	2-7-9	DNP	1-0-1	DNP	DNP	DNP	DNP	DNP	-	DNP	-	1-3-4	0-3-3	0-1-1
K'Lavon Chaisson	3-2-5	3-2-5	DNP	DNP	DNP	DNP	DNP	DNP	DNP	DNP	DNP	DNP	DNP	DNP
Ed Paris	2-2-4	0-0-0	0-1-1	-	1-1-2	DNP	-	1-0-1	-	-	-	-	-	-
Justin Thomas	2-2-4	DNP	2-1-3	DNP	-	-	DNP	0-1-1	DNP	DNP	DNP	-	DNP	-
Cameron Lewis	1-3-4	DNP	DNP	DNP	DNP	DNP	DNP	DNP	DNP	DNP	DNP	1-3-4	-	-
Davin Cotton	2-1-3	DNP	1-0-1	DNP	DNP	DNP	DNP	DNP	DNP	DNP	DNP	1-1-2	DNP	DNP
Mannie Netherly	0-3-3	DNP	0-1-1	-	-	-	DNP	-	-	-	-	0-1-1	-	0-1-1
Lanard Fournette	2-0-2	-	-	1-0-1	-	-	-	1-0	-	-	-	-	-	-
Racey McMath	2-0-2	-	-	-	DNP	-	-	-	-	-	1-0-1	-	-	1-0-1
Foster Moreau	2-0-2	0-0-0	1-0-1	-	-	-	-	-	-	1-0-1	-	-	-	-
Blake Ferguson	0-2-2	-	-	-	-	-	0-1-1	-	0-1-1	-	-	-	-	-
Avery Atkins	1-0-1	-	-	1-0-1	-	-	-	-	-	-	-	-	-	-
Garrett Brumfield	1-0-1	-	-	-	-	DNP	DNP	DNP	DNP	-	1-0-1	-	-	-
Kenan Jones	1-0-1	-	-	-	-	-	-	-	-	-	1-0-1	-	-	-
Damone Clark	0-1-1	-	0-1-1	-	-	-	-	-	-	-	-	DNP	-	-
Nelson Jenkins III	0-1-1	DNP	DNP	DNP	DNP	DNP	DNP	DNP	DNP	DNP	DNP	0-1-1	DNP	DNP
Travez Moore	0-1-1	DNP	-	DNP	DNP	DNP	0-1-1	-	DNP	DNP	DNP	DNP	DNP	DNP

TFL-YARDS	UT-AT-TOT	MIA	SELU	AU	LT	OM	UF	UGA	MSU	UA	ARK	RICE	TAMU	UCF
Devin White	10-4 -12.0	-	10-1	10-2	2.5-3	0.5-1	1.5-1	0.5-0	-	-	-	1.0-4	4.0-21	-
Rashard Lawrence	10-1 -10.5	1.0-4	1.0-6	1.0-3	-	-	-	1.0-2	-	0.5-1	-	-	2.0-9	4.0-23
Michael Divinity Jr.	8-5 -10.5	1.5-9	DNP	1.5-10	2.0-7	-	-	1.0-3	1.0-1	1.0-3	1.0-6	1.5-6	-	-
Grant Delpit	9-1 -9.5	2.0-16	1.0-8	1.0-3	-	2.5-8	-	1.0-2	1.0-8	-	1.0-8	-	-	-
JaCoby Stevens	6-1 -6.5	-	-	-	-	DNP	DNP	1.0-9	-	-	-	1.0-3	4.0-13	0.5-3
Jacob Phillips	3-5 -5.5	-	1.0-1	-	1.5-2	0.5-1	DNP	-	-	1.0-3	-	1.0-6	0.5-0	-
Patrick Queen	5-0 -5.0	-	-	-	-	-	-	-	-	2.0-11	-	-	1.0-1	2.0-25
Glen Logan	4-1 -4.5	-	-	-	-	-	-	1.0-9	-	-	1.0-9	1.5-6	-	1.0-6
Neil Farrell	3-2 -4.0	-	1.5-14	-	-	DNP	-	DNP	-	-	1.0-3	1.0-4	0.5-1	-
Ed Alexander	3-0 -3.0	-	DNP	1.0-2	-	-	-	-	-	1.0-5	-	-	1.0-2	DNP
Breiden Fehoko	2-2 -3.0	0.5-4	2.5-21	-	-	-	-	-	DNP	-	DNP	DNP	DNP	DNP
Ray Thornton	1-3 -2.5	-	1.5-12	-	DNP	0.5-2	-	-	-	0.5-1	-	-	-	-
Tyler Shelvin	1-1 -1.5	DNP	-	DNP	DNP	DNP	DNP	DNP	-	DNP	-	1.0-5	-	0.5-2
Kary Vincent Jr.	1-1 -1.5	-	-	-	-	-	-	0.5-1	-	-	1.0-8	-	-	-
K'Lavon Chaisson	1-0 -1.0	1.0-8	DNP	DNP	DNP	DNP	DNP	DNP	DNP	DNP	DNP	DNP	DNP	DNP
Kristian Fulton	1-0 -1.0	-	-	-	-	-	-	-	-	-	1.0-7	DNP	DNP	DNP
Andre Anthony	0-1 -0.5	-	-	0.5-4	-	-	-	-	-	-	-	-	-	-
Micah Baskerville	0-1 -0.5	DNP	-	-	-	-	0.5-1	DNP	DNP	DNP	DNP	-	-	-
Justin Thomas	0-1 -0.5	DNP	0.5-4	DNP	DNP	-	DNP	-	DNP	DNP	DNP	DNP	DNP	-





**Lloyd Cushenberry III**



**Damien Lewis**

Lanard Fournette	REC	YDS	TD	LNG
vs. Miami	1	5	0	5
Ole Miss	1	12	0	12
Rice	2	10	0	9
at Texas A&M	2	28	0	19
<b>TOTALS</b>	<b>6</b>	<b>55</b>	<b>0</b>	<b>19</b>

Tory Carter	REC	YDS	TD	LNG
Georgia	1	10	0	10
at Arkansas	1	6	0	6
at Texas A&M	2	23	1	12
<b>TOTALS</b>	<b>4</b>	<b>39</b>	<b>1</b>	<b>12</b>

Racey McMath	REC	YDS	TD	LNG
Ole Miss	2	42	0	23
<b>TOTALS</b>	<b>2</b>	<b>42</b>	<b>0</b>	<b>23</b>

Jontre Kirklin	REC	YDS	TD	LNG
Georgia	1	5	0	5
<b>TOTALS</b>	<b>1</b>	<b>5</b>	<b>0</b>	<b>5</b>

## Offensive Line

Damien Lewis	SNAPS	KNOCKDOWNS
vs. Miami	64	4
Southeastern La.	58	2
at Auburn	82	-
Louisiana Tech	79	5
Ole Miss	79	3
at Florida	82	1
Georgia	78	3
Mississippi State	72	1
Alabama	65	1
at Arkansas	70	2
Rice	67	3
at Texas A&M	96	-
vs. UCF	86	3
<b>TOTALS</b>	<b>978</b>	<b>28</b>

Lloyd Cushenberry III	SNAPS	KNOCKDOWNS
vs. Miami	64	1
Southeastern La.	58	-
at Auburn	82	-
Louisiana Tech	79	1
Ole Miss	74	-
at Florida	82	1
Georgia	78	2
Mississippi State	72	-
Alabama	65	-
at Arkansas	70	-
Rice	67	-
at Texas A&M	96	-
vs. UCF	86	1
<b>TOTALS</b>	<b>973</b>	<b>6</b>

Austin Deculus	SNAPS	KNOCKDOWNS
Southeastern La.	58	3
at Auburn	82	-
Louisiana Tech	79	-
Ole Miss	81	-
at Florida	82	-
Georgia	78	2
Mississippi State	49	-
Alabama	14	-
at Arkansas	55	-
Rice	67	3
at Texas A&M	96	1
vs. UCF	86	1
<b>TOTALS</b>	<b>827</b>	<b>10</b>

Saahdiq Charles	SNAPS	KNOCKDOWNS
vs. Miami	64	1
at Auburn	82	-
at Florida	82	1
Georgia	78	4
Mississippi State	72	1
Alabama	65	-
at Arkansas	70	4
Rice	67	3
at Texas A&M	96	-
vs. UCF	86	2
<b>TOTALS</b>	<b>762</b>	<b>16</b>

Garrett Brumfield	SNAPS	KNOCKDOWNS
vs. Miami	64	3
Southeastern La.	58	3
at Auburn	56	-
Louisiana Tech	26	3
Alabama	45	2
at Arkansas	49	2
Rice	54	1
at Texas A&M	92	1
vs. UCF	86	1
<b>TOTALS</b>	<b>530</b>	<b>16</b>

Chasen Hines	SNAPS	KNOCKDOWNS
at Auburn	26	-
Louisiana Tech	53	2
Ole Miss	16	2
Georgia	75	1
Mississippi State	72	2
Alabama	20	-
at Arkansas	21	-
<b>TOTALS</b>	<b>283</b>	<b>7</b>

Adrian Magee	SNAPS	KNOCKDOWNS
vs. Miami	11	-
Ole Miss	48	1
at Florida	82	1
Georgia	3	1
Mississippi State	3	-
Alabama	50	2
at Arkansas	15	-
Rice	4	-
<b>TOTALS</b>	<b>216</b>	<b>5</b>

Badara Traore	SNAPS	KNOCKDOWNS
vs. Miami	53	1
Southeastern La.	58	1
Louisiana Tech	79	5
Ole Miss	34	-
Rice	4	-
<b>TOTALS</b>	<b>228</b>	<b>7</b>

Donavahn Campbell	SNAPS	KNOCKDOWNS
Ole Miss	63	-
Rice	2	-
<b>TOTALS</b>	<b>65</b>	<b>-</b>

Cole Smith	SNAPS	KNOCKDOWNS
Ole Miss	8	-
Rice	4	-
<b>TOTALS</b>	<b>12</b>	<b>-</b>

Turner Simmers	SNAPS	KNOCKDOWNS
Ole Miss	3	-
Rice	4	-
<b>TOTALS</b>	<b>7</b>	<b>-</b>

Jakori Savage	SNAPS	KNOCKDOWNS
Ole Miss	1	-
<b>TOTALS</b>	<b>1</b>	<b>-</b>

Rory Luke	SNAPS	KNOCKDOWNS
Rice	2	-
<b>TOTALS</b>	<b>2</b>	<b>-</b>

## LSU Superlatives

### HIGHS

<b>Rushes</b>	52	vs UCF (1/1)
<b>Yards Rushing</b>	281	vs Ole Miss (9/29)
<b>Yards Per Rush</b>	5.6	vs Ole Miss (9/29)
<b>TD Rushes</b>	5	vs Louisiana Tech (9/22)
<b>Pass attempts</b>	39	at Texas A&M (11/24)
<b>Pass completions</b>	26	at Texas A&M (11/24)
<b>Yards Passing</b>	394	vs UCF (1/1)
<b>Yards Per Pass</b>	11.7	vs Ole Miss (9/29)
<b>TD Passes</b>	4	at Texas A&M (11/24)
	4	vs UCF (1/1)
<b>Total Plays</b>	90	at Texas A&M (11/24)
<b>Total Offense</b>	573	vs Ole Miss (9/29)
<b>Yards Per Play</b>	8.0	vs Rice (11/17)
<b>Points</b>	72	at Texas A&M (11/24)
<b>Sacks By</b>	5	vs Southeastern La. (9/8)
	5	vs UCF (1/1)
<b>First Downs</b>	33	vs Ole Miss (9/29)
<b>Penalties</b>	14	vs UCF (1/1)
<b>Penalty Yards</b>	145	vs UCF (1/1)
<b>Turnovers</b>	3	at Florida (10/6)
<b>Interceptions By</b>	4	vs Mississippi State (10/20)
<b>Punts</b>	9	vs Alabama (11/3)
<b>Punting Average</b>	49.2	at Auburn (9/15)
<b>Long Punt</b>	65	vs Louisiana Tech (9/22)
<b>Punts inside 20</b>	5	at Florida (10/6)
<b>Long Punt Return</b>	22	vs Miami (Fla.) (9/2)
	22	at Florida (10/6)

### INDIVIDUAL

<b>Rushes</b>	29	Joe Burrow at Texas A&M (11/24)
	29	Nick Brossette vs UCF (1/1)
<b>Yards Rushing</b>	145	Clyde Edwards-Helaire vs Georgia (10/13)
<b>TD Rushes</b>	3	Nick Brossette vs Louisiana Tech (9/22)
	3	Joe Burrow at Texas A&M (11/24)
<b>Long Rush</b>	59	Joe Burrow vs Georgia (10/13)
<b>Pass attempts</b>	38	Joe Burrow at Texas A&M (11/24)
<b>Pass completions</b>	25	Joe Burrow at Texas A&M (11/24)
<b>Yards Passing</b>	394	Joe Burrow vs UCF (1/1)
<b>TD Passes</b>	4	Joe Burrow vs UCF (1/1)
<b>Long Pass</b>	71	Joe Burrow at Auburn (9/15)
<b>Receptions</b>	6	Justin Jefferson vs Georgia (10/13)
	6	Justin Jefferson vs Alabama (11/3)
	6	Justin Jefferson at Arkansas (11/10)
	6	Ja'Marr Chase vs UCF (1/1)
<b>Yards Receiving</b>	117	Justin Jefferson at Arkansas (11/10)
<b>TD Receptions</b>	2	Justin Jefferson vs Ole Miss (9/29)
	2	Justin Jefferson vs UCF (1/1)
<b>Long Reception</b>	71	Derrick Dillon at Auburn (9/15)
<b>Field Goals</b>	5	Cole Tracy vs Georgia (10/13)
<b>Long Field Goal</b>	54	Cole Tracy vs Miami (Fla.) (9/2)
<b>Punts</b>	7	Zach Von Rosenberg vs Mississippi State (10/20)
<b>Punting Average</b>	52.8	Zach Von Rosenberg at Auburn (9/15)
<b>Long Punt</b>	65	Zach Von Rosenberg vs Louisiana Tech (9/22)
<b>Punts inside 20</b>	4	Zach Von Rosenberg vs Southeastern La. (9/8)
<b>Long Punt Return</b>	22	Jonathan Giles vs Miami (Fla.) (9/2)
	22	Jonathan Giles at Florida (10/6)
<b>Long Kickoff Return</b>	77	Clyde Edwards-Helaire vs UCF (1/1)
<b>Tackles</b>	17	Devin White at Texas A&M (11/24)
<b>Sacks</b>	2.0	Rashard Lawrence vs UCF (1/1)
<b>Tackles For Loss</b>	4.0	JaCoby Stevens at Texas A&M (11/24)
	4.0	Devin White at Texas A&M (11/24)
	4.0	Rashard Lawrence vs UCF (1/1)
<b>Interceptions</b>	2	Grant Delpit vs Mississippi State (10/20)

## Opponent Superlatives

### HIGHS

<b>Rushes</b>	56	at Texas A&M (11/24)
<b>Yards Rushing</b>	281	vs Alabama (11/3)
<b>Yards Per Rush</b>	7.6	vs Alabama (11/3)
<b>TD Rushes</b>	3	at Texas A&M (11/24)
<b>Pass attempts</b>	51	at Texas A&M (11/24)
<b>Pass completions</b>	27	vs Louisiana Tech (9/22)
<b>Yards Passing</b>	330	vs Louisiana Tech (9/22)
<b>Yards Per Pass</b>	7.4	vs Miami (Fla.) (9/2)
<b>TD Passes</b>	6	at Texas A&M (11/24)
<b>Total Plays</b>	107	at Texas A&M (11/24)
<b>Total Offense</b>	576	vs Alabama (11/3)
<b>Yards Per Play</b>	7.3	vs Alabama (11/3)
<b>Points</b>	74	at Texas A&M (11/24)
<b>Sacks By</b>	6	at Texas A&M (11/24)
<b>First Downs</b>	33	at Texas A&M (11/24)
<b>Penalties</b>	17	vs Ole Miss (9/29)
<b>Penalty Yards</b>	167	vs Ole Miss (9/29)
<b>Turnovers</b>	4	vs Georgia (10/13)
	4	vs Mississippi State (10/20)
<b>Interceptions By</b>	2	at Florida (10/6)
<b>Punts</b>	9	at Florida (10/6)
<b>Punting Average</b>	53.2	at Texas A&M (11/24)
<b>Long Punt</b>	70	at Florida (10/6)
<b>Punts inside 20</b>	3	vs Southeastern La. (9/8)
	3	vs Louisiana Tech (9/22)
	3	at Florida (10/6)
<b>Long Punt Return</b>	27	vs Georgia (10/13)

### INDIVIDUAL

<b>Rushes</b>	35	Trayveon Williams, at Texas A&M (11/24)
<b>Yards Rushing</b>	198	Trayveon Williams, at Texas A&M (11/24)
<b>TD Rushes</b>	2	Lamical Perine, at Florida (10/6)
	2	Trayveon Williams, at Texas A&M (11/24)
<b>Long Rush</b>	44	Tua Tagovailoa, vs Alabama (11/3)
<b>Pass attempts</b>	50	J'Mar Smith, vs Louisiana Tech (9/22)
<b>Pass completions</b>	27	J'Mar Smith, vs Louisiana Tech (9/22)
<b>Yards Passing</b>	330	J'Mar Smith, vs Louisiana Tech (9/22)
<b>TD Passes</b>	6	Kellen Mond, at Texas A&M (11/24)
<b>Long Pass</b>	50	Malik Rosier, vs Miami (Fla.) (9/2)
<b>Receptions</b>	10	Adrian Hardy, vs Louisiana Tech (9/22)
<b>Yards Receiving</b>	181	Adrian Hardy, vs Louisiana Tech (9/22)
<b>TD Receptions</b>	2	Adrian Hardy, vs Louisiana Tech (9/22)
	2	Cheyenne O'Grady, at Arkansas (11/10)
	2	Quartney Davis, at Texas A&M (11/24)
	2	Kendrick Rogers, at Texas A&M (11/24)
	2	Jace Sternberger, at Texas A&M (11/24)
<b>Long Reception</b>	50	Jeff Thomas, vs Miami (Fla.) (9/2)
<b>Field Goals</b>	3	Luke Logan, vs Ole Miss (9/29)
	3	Seth Small, at Texas A&M (11/24)
<b>Long Field Goal</b>	51	Haden Tobola, vs Rice (11/17)
<b>Punts</b>	9	Tommy Townsend, at Florida (10/6)
<b>Punting Average</b>	53.2	Braden Mann, at Texas A&M (11/24)
<b>Long Punt</b>	70	Tommy Townsend, at Florida (10/6)
<b>Punts inside 20</b>	3	Ivy Wall, vs Southeastern La. (9/8)
	3	Tommy Townsend, at Florida (10/6)
<b>Long Punt Return</b>	27	Mecole Hardman, vs Georgia (10/13)
<b>Long Kickoff Return</b>	36	Jatarvious Whitlow, at Auburn (9/15)
<b>Tackles</b>	14	Vosean Joseph, at Florida (10/6)
<b>Sacks</b>	2.5	Quinnen Williams, vs Alabama (11/3)
<b>Tackles For Loss</b>	4.0	Gerald Willis III, vs Miami (Fla.) (9/2)
	4.0	Deshaun Davis, at Auburn (9/15)
<b>Interceptions</b>	1	Brad Stewart Jr., at Florida (10/6)
	1	Donovan Stiner, at Florida (10/6)
	1	Cam Dantzler, vs Mississippi State (10/20)
	1	Mack Wilson, vs Alabama (11/3)
	1	Brandon Moore, vs UCF (1/1)



# 2018 Final Stats - Starters/Career Starts

REVIEW

## Career Starts for 2018 Players

\*2019 returnees in bold

		<b>FB</b> Carter 4		<b>TB</b> Brossette 12 Fournette 2			
				<b>QB</b> Burrow 13			
<b>WR</b> Jefferson 12 Sullivan 9 Giles 4 Davis 1 Stevens 1		<b>TE</b> Moreau 32 Pettigrew 2 Carter 1 Washington 1		<b>RT</b> Deculus 11 Magee 2 Charles 1 Traore 1		<b>RG</b> Lewis 13 Ingram 12 Charles 1	
				<b>C</b> Cushenberry 13		<b>LG</b> Brumfield 27 Magee 3 Hines 1	
						<b>LT</b> Charles 17 Deculus 1 Magee 1 Traore 1	
<b>LCB</b> Fulton 10 Alexander 3		<b>LE</b> Logan 10 Fehoko 2		<b>NT</b> Alexander 7 Fehoko 6		<b>RE</b> Lawrence 23 Logan 2	
		<b>ROVER</b> White 25 Queen 1		<b>ILB</b> Anthony 3 Queen 3 Divinity 1		<b>MLB</b> Phillips 11 Taylor 5 Baskerville 1 Thornton 1	
						<b>OLB</b> Divinity 11 Chaisson 4 Thornton 3	
<b>Nickel</b> Vincent Jr. 9 Alexander 2 Battle 1		<b>SS</b> Delpit 23 Battle 12 Monroe 1				<b>FS</b> Battle 15 Stevens 4 Harris Jr. 1	
						<b>Dime</b>	
						<b>RCB</b> G. Williams 25 Paris Jr. 2 Vincent Jr. 1	

## 2018 Offensive Game-by-Game Starters

GAME	LT	LG	C	RG	RT	TE	WR	WR	RB	WR	QB
vs. Miami	Charles	Brumfield	Cushenberry	Lewis	Magee	Moreau	Jefferson	T. Marshall	Fournette	Giles	Burrow
vs. Southeastern	Deculus	Brumfield	Cushenberry	Lewis	Traore	Moreau	Jefferson	Anderson	Brossette	Giles	Burrow
at Auburn	Charles	Brumfield	Cushenberry	Lewis	Deculus	Moreau	Jefferson	Chase	Brossette	Giles	Burrow
vs. Louisiana Tech	Traore	Brumfield	Cushenberry	Lewis	Deculus	Moreau	Dillon	Anderson	Brossette	Jefferson	Burrow
vs. Ole Miss	Magee	Campbell	Cushenberry	Lewis	Deculus	Moreau	Anderson	Carter (FB)	Brossette	Jefferson	Burrow
at Florida	Charles	Magee	Cushenberry	Lewis	Deculus	Moreau	Anderson	Carter (FB)	Brossette	Jefferson	Burrow
vs. Georgia	Charles	Magee	Cushenberry	Lewis	Deculus	Moreau	Dillon	Chase	Brossette	Jefferson	Burrow
vs. Mississippi St.	Charles	Hines	Cushenberry	Lewis	Deculus	Moreau	Washington (TE)	Carter (FB)	Brossette	Sullivan	Burrow
vs. Alabama	Charles	Brumfield	Cushenberry	Lewis	Deculus	Moreau	Jefferson	Chase	Brossette	Dillon	Burrow
at Arkansas	Charles	Brumfield	Cushenberry	Lewis	Deculus	Moreau	Jefferson	Chase	Brossette	Giles	Burrow
vs. Rice	Charles	Brumfield	Cushenberry	Lewis	Deculus	Moreau	Jefferson	Chase	Brossette	Dillon	Burrow
at Texas A&M	Charles	Brumfield	Cushenberry	Lewis	Deculus	Moreau	Jefferson	Chase	Fournette	Dillon	Burrow
vs. UCF	Charles	Brumfield	Cushenberry	Lewis	Deculus	Moreau	Jefferson	Chase	Brossette	Carter (FB)	Burrow

## 2018 Defensive Game-by-Game Starters

GAME	LE	NT	RE	OLB	ROVER	MLB	OLB	LCB	RCB	SS	FS
vs. Miami	Logan	Fehoko	Lawrence	Alexander(Nickel)	White	Phillips	Chaisson	Fulton	Williams	Delpit	Battle
vs. Southeastern	Logan	Fehoko	Lawrence	Alexander (Nickel)	White	Phillips	Thornton	Fulton	Williams	Delpit	Battle
at Auburn	Logan	Fehoko	Lawrence	Anthony	White	Phillips	Divinity	Fulton	Williams	Delpit	Battle
vs. Louisiana Tech	Logan	Fehoko	Lawrence	Vincent (Nickel)	White	Phillips	Divinity	Fulton	Williams	Delpit	Harris Jr.
vs. Ole Miss	Anthony (LB)	Fehoko	Lawrence	Vincent (Nickel)	White	Phillips	Divinity	Fulton	Williams	Delpit	Battle
at Florida	Logan	Fehoko	Lawrence	Vincent (Nickel)	White	Baskerville	Divinity	Fulton	Williams	Delpit	Battle
vs. Georgia	Fehoko	Alexander	Lawrence	Anthony	White	Phillips	Divinity	Fulton	Williams	Delpit	Battle
vs. Mississippi St.	Logan	Alexander	Lawrence	Vincent (Nickel)	White	Phillips	Divinity	Fulton	Williams	Delpit	Battle
vs. Alabama	Fehoko	Alexander	Lawrence	Vincent (Nickel)	Queen	Phillips	Divinity	Fulton	Williams	Delpit	Battle
at Arkansas	Logan	Alexander	Lawrence	Vincent (Nickel)	White	Phillips	Divinity	Fulton	Williams	Delpit	Stevens
vs. Rice	Logan	Alexander	Lawrence	Queen	White	Phillips	Divinity	T. Alexander	Williams	Delpit	Stevens
at Texas A&M	Logan	Alexander	Lawrence	Queen	White	Phillips	Divinity	T. Alexander	Williams	Delpit	Stevens
vs. UCF	Logan	Battle (S)	Lawrence	Queen	White	Thornton	Divinity	T. Alexander	Vincent	Delpit	Stevens

## #8 Miami #25 LSU

**17** September 2, 2018  
**33** AT&T Stadium  
Arlington, Texas  
68,841

### LSU

RUSHING	Att.	Gain	Lost	Net	TD	Long
Nick Brossette	22	136	11	125	2	50
C. Edwards-Helaire	8	24	0	24	0	7
Joe Burrow	4	16	2	14	0	11
Chris Curry	3	3	4	-1	0	

PASSING	Att.	Comp	Int	Yds	TD	Long	Sacks
Joe Burrow	24	11	0	140	0	37	2

RECEIVING	No.	Yds.	TD	Long
Justin Jefferson	5	81	0	37
Dee Anderson	2	20	0	11
Ja'Marr Chase	1	22	0	11
Jonathan Giles	1	9	0	9
Lanard Fournette	1	5	0	5
Terrace Marshall Jr.	1	3	0	3

PUNTING	No.	Yds.	Avg.	Long	I20	TB
Zach Von Rosenberg	3	140	46.7	51	1	0
Josh Growden	2	63	31.5	47	0	1

FIELD GOALS	Att.	Made	Long	KICKS
Cole Tracy	4	4	54	Made: 21, 21, 43, 54

ALL RETURNS	Punts			Kickoffs			Interceptions		
	No.	Yds.	Lg.	No.	Yds.	Lg.	No.	Yds.	Lg.
Jonathan Giles	1	22	22	0	0	0	0	0	0
Jacob Phillips	0	0	0	0	0	0	1	45	45
John Battle	0	0	0	0	0	0	1	29	29
C. Edwards-Helaire	0	0	0	2	38	27	0	0	0

### MIAMI

RUSHING	Att.	Gain	Lost	Net	TD	Long
Deejay Dallas	8	38	0	38	0	9
Travis Homer	7	31	1	30	0	17
Trayone Gray	3	8	0	8	0	4
Malik Rosier	16	47	40	7	1	11

PASSING	Att.	Comp	Int.	Yds.	TD	Long	Sacks
Malik Rosier	35	15	2	259	1	50	4

RECEIVING	No.	Yds.	TD	Long
Jeff Thomas	5	132	0	50
Lawrence Cager	2	42	0	36
Darrell Langham	2	14	0	8
Mike Harley	2	13	0	8
Brian Hightower	1	32	1	32
Deejay Dallas	1	13	0	13
Ahmmon Richards	1	9	0	9
Travis Homer	1	4	0	4

PUNTING	No.	Yds.	Avg.	Long	I20	TB
Zach Feagles	5	182	36.4	54	1	0

FIELD GOALS	Att.	Made	Long	KICKS
Bubba Baxa	2	1		Made: 38

ALL RETURNS	Punts			Kickoffs			Interceptions		
	No.	Yds.	Lg.	No.	Yds.	Lg.	No.	Yds.	Lg.
Jeff Thomas	0	0	0	2	50	27	0	0	0

## LSU Dominates Early, Storms Past No. 8 Miami, 33-17

No. 25-ranked LSU took a commanding 27-3 halftime lead and cruised to its second Top-10 victory under head coach **Ed Orgeron**, 33-17 over No. 8 Miami on Sunday night in AT&T Stadium. LSU (1-0), playing with 11 first-time starters, held the Hurricanes to 97 yards in the opening 30 minutes and led 33-3 entering the fourth quarter. Just before halftime, LSU sophomore linebacker **Jacob Philips** returned an interception 45 yards for a touchdown that put the Tigers in firm command of the contest. The Tigers, who committed a nation-best eight turnovers in 2017, continued to protect the football - and kept Miami's "Turnover Chain" in its case. Senior running back **Nick Brossette** earned his first 100-yard game including touchdown runs of 1 and 50 yards. The Baton Rouge native had 125 yards on 22 carries. Graduate transfer quarterback **Joe Burrow** led the Tigers to six scoring drives without committing a turnover. Burrow finished 11-of-24 passing for 140 yards, while rushing four times for 14 yards. Sophomore **Justin Jefferson** set career-bests with 81 yards on five catches. Another graduate transfer, senior **Cole Tracy**, made all four of his field goal attempts and tied a school record with a 54-yarder that skidded over the crossbar in the third quarter. Tracy also had makes from 43, 21 and 21 yards in his Division I debut. Miami outgained LSU, 342-296. LSU scored 10 points off two Miami interceptions and held the Canes to 83 net rushing yards on 34 attempts. The Tigers recorded four sacks of Miami quarterback **Malik Rosier**. Rosier led the Hurricanes with 259 passing yards but was pressured throughout the contest by the aggressive LSU defense.

### Scoring

	1	2	3	4	F
<b>UM</b>	3	0	0	14	<b>17</b>
<b>LSU</b>	10	17	6	0	<b>33</b>

LSU	1Q	8:26	Tracy 43 yd field goal
UM	1Q	6:49	Baxa 38 yd field goal
LSU	1Q	0:35	Brossette 50 yd run (Tracy kick)
LSU	2Q	9:21	Brossette 1 yd run (Tracy kick)
LSU	2Q	4:56	Tracy 21 yd field goal
LSU	2Q	4:21	Phillips 45 yd interception return (Tracy kick)
LSU	3Q	7:32	Tracy 21 yd field goal
LSU	3Q	3:51	Tracy 54 yd field goal
UM	4Q	13:57	Rosier 3 yd run (Baxa kick)
LSU	4Q	8:12	Hightower 32 yd pass from Rosier (Baxa kick)

### Team Stats

	UM	LSU
FIRST DOWNS	18	17
Rushing	6	8
Passing	9	5
Penalty	3	4
NET YARDS RUSHING	83	156
Rushing Attempts	34	41
Average Per Rush	2.4	3.8
Rushing Touchdowns	1	2
Yards Gained Rushing	124	179
Yards Lost Rushing	41	23
NET YARDS PASSING	259	140
Completions-Attempts-Int	15-35-2	11-24-0
Average Per Attempt	7.4	5.8
Average Per Completion	17.3	12.7
Passing Touchdowns	1	0
TOTAL OFFENSE YARDS	342	296
Total offense plays	69	65
Average Gain Per Play	5.0	4.6
Fumbles: Number-Lost	0-0	0-0
Penalties: Number-Yards	11-85	6-62
PUNTS-YARDS	5-182	5-203
Average Yards Per Punt	36.4	40.6
KICKOFFS-YARDS	4-236	8-517
Average Yards Per Kickoff	59.0	64.6
Touchbacks	1	6
Punt returns: Number-Yards-TD	0-0-0	1-22-0
Kickoff returns: Number-Yds-TD	2-50-0	2-38-0
Interceptions: Number-Yds-TD	0-0-0	2-74-1
Fumble Returns: Number-Yds-TD	0-0-0	0-0-0
Third-Down Conversions	6 of 16	3 of 16
Fourth-Down Conversions	1 of 3	1 of 1
Red-Zone Scores-Chances	2-2	4-4
Touchdowns	1-2	1-4
Field goals	1-2	3-4
Sacks By: Number-Yards	2-2	4-36
Points off turnovers	0	10

**Southeastern** **0** September 8, 2018  
**#11 LSU** **31** Tiger Stadium  
 Baton Rouge, La.  
 96,883

**LSU**

<b>RUSHING</b>		Att.	Gain	Lost	Net	TD	Long
Nick Brossette	19	137	0	137	0	42	
C. Edwards-Helaire	8	27	0	27	1	7	
Joe Burrow	8	30	10	20	1	13	

<b>PASSING</b>		Att.	Comp	Int	Yds	TD	Long	Sacks
Joe Burrow	20	10	0	151	2	40	2	

<b>RECEIVING</b>		No.	Yds.	TD	Long
Ja'Marr Chase	3	25	1	13	
Stephen Sullivan	2	54	1	40	
Foster Moreau	2	47	0	24	
Nick Brossette	1	12	0	12	
Terrace Marshall Jr.	1	8	0	8	
Justin Jefferson	1	5	0	5	

<b>PUNTING</b>		No.	Yds.	Avg.	Long	I20	TB
Zach Von Rosenberg	6	266	44.3	59	4	0	

<b>FIELD GOALS</b>		Att.	Made	Long	KICKS
Cole Tracy	1	1	50	Made: 50	

<b>ALL RETURNS</b>	Punts			Kickoffs			Interceptions		
	No.	Yds.	Lg.	No.	Yds.	Lg.	No.	Yds.	Lg.
Jonathan Giles	1	20	20	0	0	0	0	0	0
Greedy Williams	0	0	0	0	0	0	1	0	0

**SOUTHEASTERN**

<b>RUSHING</b>		Att.	Gain	Lost	Net	TD	Long
Lorenzo Nunez	11	65	1	64	0	25	
Darren Johnson	8	32	0	32	0	8	
Devonte Williams	10	16	6	10	0	4	
JoMari Becnel	1	5	0	5	0	5	
Taron Jones	2	4	0	4	0	4	
Chason Virgil	9	15	50	-35	0	11	

<b>PASSING</b>		Att.	Comp	Int.	Yds.	TD	Long	Sacks
Chason Virgil	33	23	1	189	0	25	5	
Lorenzo Nunez	1	0	0	0	0	0	0	

<b>RECEIVING</b>		No.	Yds.	TD	Long
Juwan Petit-Frere	5	60	0	25	
Darren Johnson	5	17	0	15	
Bransen Schwebel	4	26	0	15	
Nih-Jer Jackson	4	24	0	8	
Marquis Williams	2	38	0	23	
Devonte Williams	2	10	0	8	
CJ Turner	1	14	0	14	

<b>PUNTING</b>		No.	Yds.	Avg.	Long	I20	TB
Ivy Wall	6	255	42.5	50	3	0	

<b>FIELD GOALS</b>		Att.	Made	Long	KICKS

<b>ALL RETURNS</b>	Punts			Kickoffs			Interceptions		
	No.	Yds.	Lg.	No.	Yds.	Lg.	No.	Yds.	Lg.
Xavier Lewis	1	12	12	0	0	0	0	0	0

**No. 11 LSU Posts Shutout in Home Opener, 31-0**

The LSU defense pitched a shutout Saturday night in Tiger Stadium, 31-0, as the 11th-ranked Tigers forced three turnovers and held Southeastern Louisiana to 65 rushing yards. LSU was led by running back **Nick Brossette**, who had 137 of LSU's 184 net rushing yards on 19 carries. Quarterback **Joe Burrow** completed 10-of-20 passes for 151 yards with two touchdowns. Burrow also ran for a touchdown, as did running back **Clyde Edwards-Helaire**. LSU placekicker **Cole Tracy** continued his perfect start in 2018, as the senior transfer made his only attempt from 50 yards. Linebacker **Devin White** recorded his ninth double-digit tackles game with a team-high 11, while true freshman **Micah Baskerville** made his debut and added six tackles in relief of **Jacob Phillips**. Phillips was ejected for targeting late in the first half. Nose tackle **Breiden Fehoko** was dominant up front, collecting six tackles including 2.5 behind the line of scrimmage. **Neil Farrell Jr.** came off the edge to make six tackles including 1.5 sacks. LSU had 10 tackles for loss in the game. **Greedy Williams** picked up his first interception of the season and added three tackles. LSU grabbed a 7-0 lead with 7:15 remaining in the first quarter when quarterback Joe Burrow connected with freshman wide receiver **Ja'Marr Chase** on a nine-yard touchdown pass. The aerial was the first TD throw of Burrow's LSU career and the first scoring reception of Chase's collegiate career. After a three-and-out by the Southeastern offense, LSU drove 46 yards in seven plays with the march ending on Burrow's one-yard TD run, giving the Tigers a 14-0 lead at the 3:20 mark of the first quarter. LSU increased its advantage to 17-0 with 11:21 remaining in the first half when placekicker Cole Tracy nailed a 50-yard field goal, his second 50+ yard three-pointer of the season. Tracy became the first LSU kicker since Colt David in 2008 to make 50+ yard field goals in consecutive games. Burrow hit wide receiver **Stephen Sullivan** on a 40-yard Hail Mary touchdown pass on the final play of the first half to give LSU a 24-0 lead at intermission. The play culminated a 96-yard, seven-play march and marked the second career TD reception for Sullivan. SLU mounted a scoring threat early in the fourth quarter, advancing to the LSU 21-yard line, but cornerback Greedy Williams picked off a Chason Virgil pass at the Tigers' 6-yard line to stymie the drive. Taking over at their 49, the Lions took advantage of the short field and marched to the LSU 3-yard line. However, a bad pass from center on third-and-goal was recovered by LSU's **JaCoby Stevens** at the SLU 18 and returned to the LSU 18. The last of four-consecutive rushes by Edwards-Helaire resulted in a 7-yard touchdown and gave LSU a 31-0 lead with 2:03 to play.

**Scoring**

	1	2	3	4	F
<b>SELU</b>	0	0	0	0	0
<b>LSU</b>	14	10	0	7	31

LSU	1Q	7:15	Chase 9yd pass from Burrow (Tracy kick)
LSU	1Q	3:20	Burrow 1yd run (Tracy kick)
LSU	2Q	11:21	Tracy 50 yd field goal
LSU	2Q	0:00	Sullivan 40 yd pass from Burrow (Tracy kicks)
LSU	4Q	2:03	Edwards-Helaire 7 yd run (Tracy kick)

<b>Team Stats</b>	<b>SELU</b>	<b>LSU</b>
FIRST DOWNS	18	15
Rushing	8	10
Passing	7	5
Penalty	3	0
NET YARDS RUSHING	65	184
Rushing Attempts	42	35
Average Per Rush	1.5	5.3
Rushing Touchdowns	0	2
Yards Gained Rushing	137	194
Yards Lost Rushing	72	10
NET YARDS PASSING	189	151
Completions-Attempts-Int	23-34-1	10-20-0
Average Per Attempt	5.6	7.6
Average Per Completion	8.2	15.1
Passing Touchdowns	0	2
TOTAL OFFENSE YARDS	254	335
Total offense plays	76	55
Average Gain Per Play	3.3	6.1
Fumbles: Number-Lost	2-2	0-0
Penalties: Number-Yards	9-45	7-84
PUNTS-YARDS	6-255	6-266
Average Yards Per Punt	42.5	44.3
KICKOFFS-YARDS	1-40	5-325
Average Yards Per Kickoff	40.0	65.0
Touchbacks	0	5
Punt returns: Number-Yards-TD	1-12-0	1-20-0
Kickoff returns: Number-Yds-TD	0-0-0	0-0-0
Interceptions: Number-Yds-TD	0-0-0	1-0-0
Fumble Returns: Number-Yds-TD	0-0-0	1-64-0
Third-Down Conversions	4 of 19	4 of 11
Fourth-Down Conversions	5 of 6	0 of 0
Red-Zone Scores-Chances	0-1	4-4
Touchdowns	0-1	3-4
Field goals	0-1	1-4
Sacks By: Number-Yards	2-10	5-44
Points off turnovers	0	14

#7 Auburn

21

September 15, 2018  
Jordan-Hare Stadium  
Auburn, Ala.  
86,787

#12 LSU

22

### LSU

RUSHING	Att.	Gain	Lost	Net	TD	Long
Nick Brossette	19	73	4	69	0	11
Joe Burrow	10	29	7	22	0	8
C. Edwards-Helaire	10	24	3	21	1	9
Justin Jefferson	1	6	0	6	0	6
Chris Curry	1	2	0	2	0	2
Derrick Dillion	1	1	0	1	0	1

PASSING	Att.	Comp	Int	Yds	TD	Long	Sacks
Joe Burrow	34	15	0	249	1	71	1
Zach V. Rosenberg	1	0	0	0	0	0	0

RECEIVING	No.	Yds.	TD	Long
Justin Jefferson	5	97	0	33
Dee Anderson	3	41	0	20
Stephen Sullivan	2	12	0	9
Jonathan Giles	2	10	0	6
Derrick Dillion	1	71	1	71
Nick Brossette	1	11	0	11
C. Edwards-Helaire	1	7	0	7

PUNTING	No.	Yds.	Avg.	Long	I20	TB
Josh Growden	2	84	42.0	46	1	1
Zach Von Rosenberg	4	211	52.8	58	2	0

FIELD GOALS	Att.	Made	Long	KICKS
Cole Tracy	4	3	42	Made: 27, 33, 42

Punts			Kickoffs			Interceptions		
No.	Yds.	Lg.	No.	Yds.	Lg.	No.	Yds.	Lg.
Jonathan Giles	1	4	4	0	0	0	0	0
Grant Delpit	0	0	0	0	0	1	0	0
Greedy Williams	0	0	0	0	0	1	20	20

### AUBURN

RUSHING	Att.	Gain	Lost	Net	TD	Long
J. Whitlow	22	112	8	104	1	19
Shaun Shivers	7	27	2	25	1	13
Jarrett Stidham	5	13	8	5	0	8
Kam Martin	2	4	0	4	0	4
A.Schwartz	1	0	6	-6	0	0

PASSING	Att.	Comp	Int.	Yds.	TD	Long	Sacks
Jarett Stidham	28	16	2	198	1	33	1

RECEIVING	No.	Yds.	TD	Long
Darius Slayton	3	33	1	20
Ryan Davis	3	23	0	8
Chandler Cox	3	20	0	12
A. Schwartz	2	37	0	28
Seth Williams	2	35	0	19
Asa Martin	1	33	0	33
Jalen Harris	1	12	0	12
Eli Stove	1	5	0	5

PUNTING	No.	Yds.	Avg.	Long	I20	TB
Arryn Siposs	5	235	47.0	55	1	0

FIELD GOALS	Att.	Made	Long	KICKS
Anders Carlson	1	0	0	

Punts			Kickoffs			Interceptions		
No.	Yds.	Lg.	No.	Yds.	Lg.	No.	Yds.	Lg.
Ryan Davis	3	24	14	0	0	0	0	0
J. Whitlow	0	0	0	1	36	36	0	0

## Tracy's Walk-Off Caps Comeback Win at No. 7 Auburn

**Cole Tracy** made a 42-yard field goal as time expired, as the No. 12-ranked LSU football team defeated No. 7 Auburn, 22-21, on Saturday on The Plains. LSU (3-0, 1-0 SEC) knocked off its second top-10 opponent - No. 8 Miami and No. 7 Auburn - in the first three weeks of the 2018 season, each away from Tiger Stadium. The last team to beat two AP top-10 teams in the first three weeks of a season was Missouri in 1976. LSU quarterback **Joe Burrow**, a transfer from Ohio State, earned his first SEC victory in one of the most hostile environments, as the visiting Tigers won at Auburn for the first time since 2012. Burrow was 15-of-34 passing for 249 yards including a 71-yard touchdown pass to **Derrick Dillon** that pulled LSU within two, 21-19, with 8:18 to play. On the final drive of the game, he led the Tigers on a 14-play, 52-yard drive that used the final 5:38 of the clock and ended with Tracy's 42-yard field goal that split the uprights with the clock at 0:00. The walk-off field goal was LSU's first in regulation since at least 1941. Running back **Nick Brossette** led LSU with 69 rushing yards on 19 carries, while Burrow had 22 net yards on 10 carries including a sack. Wide receiver **Justin Jefferson** had a team-best 97 yards on five catches, while Dee Anderson added 41 yards on three grabs including a key first-down catch-and-stretch to keep LSU's final drive alive. Tracy, made 3-of-4 field goals with makes from 33, 27 and the game-winner of 42 yards. The miss - his only in nine attempts in 2018 - was from 53 yards in the first quarter. Save 21-straight points by Auburn in a 10-minute segment of the game spanning the second and third quarters, LSU's defense controlled the game. Auburn was held scoreless in the first 24:54 and the final 25:38 of the game. Safety **Grant Delpit** led LSU with 10 tackles, while linebackers **Devin White** and **Jacob Phillips** each had eight. Both Delpit and **Greedy Williams** had interceptions. LSU outgained Auburn, 370-328, held the ball for 10 minutes longer than Auburn, converted 8-of-20 third downs and overcame a season-high nine penalties for 91 yards. Auburn also had nine penalties for 111 yards, including a key pass interference penalty that setup LSU's winning field goal. Quarterback Jarrett Stidham led the Auburn offense, completing 16-of-28 passes for 198 yards with a touchdown and two interceptions. Redshirt freshman Jar'vious Whitlow had 104 rushing yards on 22 carries with a 7-yard touchdown run, while back Shaun Shivers had 25 yards and a 7-yard score. Darius Slayton caught a 4-yard touchdown pass on third-and-goal to give Auburn a 21-10 lead with 10:38 left in the third quarter. A 20-yard catch by Anderson turned into a 35-yard gain when a face-mask penalty was called. Following a 7-yard run for a first down by Brossette, wide receiver **Jonathan Giles** drew a pass interference penalty that gave LSU first-and-goal at the 8. When three plays netted one yard, LSU settled for a 27-yard Tracy field goal and trailed 21-13 with 3:58 to play in the third quarter. On the first play of the drive, Burrow got perfect protection and found Dillon streaking across the middle of the field. Burrow's lofted a pass just over the linebacker and into Dillon's hands in stride. Dillon sprinted untouched to the Auburn 10 before dodging a tackle and completing a 71-yard catch-and-run for a touchdown. LSU trailed 21-19 when its two-point pass attempt to Jefferson fell incomplete in the back of the endzone. With less than five minutes on the clock, the Tigers were able to get the ball to Auburn's 24-yard line. The final snap was a 42-yard field goal from Tracy, which ended the game 22-21.

Scoring	1	2	3	4	F
LSU	7	3	3	9	22
AUB	0	14	7	0	21

LSU	1Q	9:59	C. Edwards-Helaire 1 yd run (Tracy kick)
LSU	2Q	8:37	Tracy 33 yd field goal
AUB	2Q	5:06	Whitlow 7 yd run (Carlson kick)
AUB	2Q	1:31	Shivers 7 yd run (Carlson kick)
AUB	3Q	10:38	Slayton 4 yd pass to Stidham (Carlson kick)
LSU	3Q	3:58	Tracy 27 yd field goal
LSU	4Q	8:18	Dillion 71 yd pass from Burrow (Burrow pass failed)
LSU	4Q	0:00	Tracy 42 yd field goal

Team Stats	AUB	LSU
FIRST DOWNS	19	21
Rushing	5	4
Passing	10	11
Penalty	4	6
NET YARDS RUSHING	130	121
Rushing Attempts	38	42
Average Per Rush	3.4	2.9
Rushing Touchdowns	2	1
Yards Gained Rushing	156	135
Yards Lost Rushing	26	14
NET YARDS PASSING	198	249
Completions-Attempts-Int	16-28-2	15-35-0
Average Per Attempt	7.1	7.1
Average Per Completion	12.4	16.6
Passing Touchdowns	1	1
TOTAL OFFENSE YARDS	328	370
Total offense plays	66	77
Average Gain Per Play	5.0	4.8
Fumbles: Number-Lost	0-0	0-0
Penalties: Number-Yards	9-111	9-91
PUNTS-YARDS	5-235	6-295
Average Yards Per Punt	47.0	49.2
KICKOFFS-YARDS	4-260	5-322
Average Yards Per Kickoff	65.0	64.4
Touchbacks	4	4
Punt returns: Number-Yards-TD	3-24-0	1-4-0
Kickoff returns: Number-Yds-TD	1-36-0	0-0-0
Interceptions: Number-Yds-TD	0-0-0	2-20-0
Fumble Returns: Number-Yds-TD	0-0-0	0-0-0
Third-Down Conversions	4 of 12	8 of 20
Fourth-Down Conversions	0 of 1	1 of 2
Red-Zone Scores-Chances	3-4	1-3
Touchdowns	3-4	1-3
Field goals	0-4	2-3
Sacks By: Number-Yards	1-3	1-8
Points off turnovers	0	7

**Louisiana Tech** 21  
**#6 LSU** 38  
 September 22, 2018  
 Tiger Stadium  
 Baton Rouge, La.  
 102,321

**LSU**

**RUSHING**

	Att.	Gain	Lost	Net	TD	Long
C. Edwards-Helaire	20	136	0	136	2	28
Nick Brossette	23	87	9	78	3	17
Joe Burrow	4	15	13	2	0	11
Tory Carter	1	2	0	2	0	2

**PASSING**

	Att.	Comp	Int	Yds	TD	Long	Sacks
Joe Burrow	28	16	0	191	0	28	1

**RECEIVING**

	No.	Yds.	TD	Long
Dee Anderson	5	80	0	28
Foster Moreau	4	33	0	12
Ja'Marr Chase	2	30	0	21
Stephen Sullivan	2	27	0	19
Justin Jefferson	2	12	0	9
Terrace Marshall Jr.	1	9	0	9

**PUNTING**

	No.	Yds.	Avg.	Long	I20	TB
Zach Von Rosenberg	4	199	49.8	58	2	1
Josh Growden	1	30	30.0	30	1	0

**FIELD GOALS**

	Att.	Made	Long	KICKS
Cole Tracy	1	1	24	Made: 24

	Punts			Kickoffs			Interceptions		
	No.	Yds.	Lg.	No.	Yds.	Lg.	No.	Yds.	Lg.
<b>ALL RETURNS</b>									
Ed Paris	0	0	0	0	0	0	1	0	0
C. Edwards-Helaire	0	0	0	2	41	26	0	0	0

**LOUISIANA TECH**

**RUSHING**

	Att.	Gain	Lost	Net	TD	Long
Jaqwis Dancy	7	32	1	31	0	13
Kameron McKnight	4	26	0	26	0	17
Israel Tucker	9	25	3	22	0	6
J'Mar Smith	6	15	7	8	0	13

**PASSING**

	Att.	Comp	Int.	Yds.	TD	Long	Sacks
J'Mar Smith	50	27	1	330	3	42	2

**RECEIVING**

	No.	Yds.	TD	Long
Adrian Hardy	10	181	2	42
Teddy Veal	4	39	0	15
Rhashid Bonnette	3	16	0	8
Jaqwis Dancy	2	21	0	12
Israel Tucker	2	20	0	15
Cee Jay Powell	2	12	0	7
Alfred Smith	2	7	0	4
Javonte Woodard	1	33	0	33
Bobby Holly	1	1	1	1

**PUNTING**

	No.	Yds.	Avg.	Long	I20	TB
Brady Farlow	2	78	39.0	40	2	0
Davan Dyer	3	100	33.3	35	1	0

**FIELD GOALS**

	Att.	Made	Long	KICKS
Bailey Hale	1	0	0	

	Punts			Kickoffs			Interceptions		
	No.	Yds.	Lg.	No.	Yds.	Lg.	No.	Yds.	Lg.
<b>ALL RETURNS</b>									

**Backs Combine for Five TDs in Victory Over Tech**

LSU running backs **Clyde Edwards-Helaire** and **Nick Brossette** combined for 214 yards and five touchdowns, as the No. 6-ranked Tigers improved to 4-0 with a 38-21 victory over Louisiana Tech. After LSU jumped out to a 24-0 lead midway through the second quarter, Louisiana Tech (2-1) gave LSU all it could handle. The Bulldogs scored 21 unanswered points including a 42-yard touchdown pass from J'Mar Smith to Adrian Hardy with 12:57 to play. However, LSU responded with two touchdowns in a six-minute span, which sandwiched a defensive stop and turnover on downs in Bulldogs territory. Sophomore Edwards-Helaire had career-bests of 20 carries, 136 yards and two touchdowns, while Brossette tallied 78 yards on 20 carries and scored on runs of 1, 1 and 2 yards. LSU quarterback **Joe Burrow** completed 16-of-28 passes for 191 yards, as the Tigers amassed 409 yards of total offense. Burrow's 21-yard pass to freshman wide receiver **Ja'Marr Chase** setup Brossette's first touchdowns. Cornerback **Kristian Fulton** forced a fumble and linebacker **Devin White** returned it to the Louisiana Tech 3, leading to Brossette's second score on the first play of the second quarter. Following a **Cole Tracy** 24-yard field goal, LSU defensive back **Ed Paris** intercepted a pass broken up by White at the Bulldogs 28. On the next play, Edwards-Helaire scored to give LSU a 24-0 lead. Linebacker **Jacob Phillips** had a team-high 13 tackles, while White added 11 including 2.5 behind the line of scrimmage and three pass breakups. Safety **Todd Harris Jr.**, who started in place of **John Battle**, had nine tackles. Louisiana Tech quarterback J'Mar Smith finished 27-of-50 passing for 330 yards with three touchdowns and one interception. His top target was Adrian Hardy, who had 10 catches for 181 yards with touchdowns of 20 and 42 yards.

**Scoring**

	1	2	3	4	F
<b>LA TECH</b>	0	7	7	7	<b>21</b>
<b>LSU</b>	7	17	0	14	<b>38</b>

LSU	1Q	9:20	Brossette 1yd run (Tracy kick)
LSU	2Q	14:57	Brossette 1yd run (Tracy kick)
LSU	2Q	9:17	Tracy 24 yd field goal
LSU	2Q	8:22	Edwards-Helaire 28 yd run (Tracy kick)
LA TECH	2Q	4:23	Hardy 24 yd pass from Smith (Hale kick)
LA TECH	3Q	9:10	Holly 1 yd pass from Smith (Hale kick)
LA TECH	4Q	12:57	Hardy 42 yd pass from Smith (Hale kick)
LSU	4Q	8:06	Brossette 2 yd run (Tracy kick)
LSU	4Q	2:23	Edwards-Helaire 1 yd run (Tracy kick)

**Team Stats**

	LA TECH	LSU
FIRST DOWNS	21	25
Rushing	5	16
Passing	14	8
Penalty	2	1
NET YARDS RUSHING	87	218
Rushing Attempts	26	48
Average Per Rush	3.3	4.5
Rushing Touchdowns	0	5
Yards Gained Rushing	98	240
Yards Lost Rushing	11	22
NET YARDS PASSING	330	191
Completions-Attempts-Int	27-50-1	16-28-0
Average Per Attempt	6.6	6.8
Average Per Completion	12.2	11.9
Passing Touchdowns	3	0
TOTAL OFFENSE YARDS	417	409
Total offense plays	76	76
Average Gain Per Play	5.5	5.4
Fumbles: Number-Lost	1-1	1-1
Penalties: Number-Yards	6-48	4-45
PUNTS-YARDS	5-178	5-229
Average Yards Per Punt	35.6	45.8
KICKOFFS-YARDS	4-219	7-455
Average Yards Per Kickoff	54.8	65.0
Touchbacks	1	7
Punt returns: Number-Yards-TD	0-0-0	0-0-0
Kickoff returns: Number-Yds-TD	0-0-0	2-41-0
Interceptions: Number-Yds-TD	0-0-0	1-0-0
Fumble Returns: Number-Yds-TD	0-0-0	1-29-0
Third-Down Conversions	9 of 18	9 of 16
Fourth-Down Conversions	1 of 3	0 of 0
Red-Zone Scores-Chances	2-2	5-5
Touchdowns	2-2	4-5
Field goals	0-2	1-5
Sacks By: Number-Yards	1-13	2-7
Points off turnovers	0	14

**Ole Miss**  
**#5 LSU**

**16**  
**45**

September 29, 2018  
Tiger Stadium  
Baton Rouge, La.  
100,224

**LSU**

RUSHING	Att.	Gain	Lost	Net	TD	Long
Joe Burrow	9	98	2	96	1	35
Nick Brossette	20	80	8	72	1	14
C. Edwards-Helaire	11	68	1	67	1	17
Justin Jefferson	1	19	0	19	0	19
Lanard Fournette	3	13	0	13	0	7
Stephen Sullivan	1	11	0	11	0	11
Tory Carter	1	2	0	2	0	2
Chris Curry	3	4	2	2	0	3

PASSING	Att.	Comp	Int	Yds	TD	Long	Sacks
Joe Burrow	25	18	0	292	3	65	1

RECEIVING	No.	Yds.	TD	Long
Justin Jefferson	5	99	2	65
Stephen Sullivan	5	50	0	19
Racey McMath	2	42	0	23
Terrace Marshall Jr.	1	52	0	52
Ja'Marr Chase	1	21	1	21
Lanard Fournette	1	12	0	12
Foster Moreau	1	9	0	9
Nick Brossette	1	6	0	6
Jonathan Giles	1	1	0	1

PUNTING	No.	Yds.	Avg.	Long	I20	TB
Zach Von Rosenberg	1	44	44.0	44	0	0

FIELD GOALS	Att.	Made	Long	KICKS
Cole Tracy	2	1	26	Made: 26

ALL RETURNS	Punts			Kickoffs			Interceptions		
	No.	Yds.	Lg.	No.	Yds.	Lg.	No.	Yds.	Lg.
Grant Delpit	0	0	0	0	0	0	1	0	0
Jontre Kirklín	1	5	5	0	0	0	0	0	0
C. Edwards-Helaire	0	0	0	2	51	32	0	0	0

**OLE MISS**

RUSHING	Att.	Gain	Lost	Net	TD	Long
Scottie Phillips	16	98	2	96	1	24
Jordan Ta'amu	8	32	7	25	0	11
Isaiah Woullard	6	25	3	22	0	12
Armani Linton	1	7	0	7	0	7

PASSING	Att.	Comp	Int.	Yds.	TD	Long	Sacks
Jordan Ta'amu	38	19	1	178	0	35	1

RECEIVING	No.	Yds.	TD	Long
A.J. Brown	9	72	0	35
D.K. Metcalf	3	37	0	22
DaMarkus Lodge	3	23	0	10
Elijah Moore	2	18	0	16
Braylon Sanders	1	19	0	19
Dawson Knox	1	9	0	9

PUNTING	No.	Yds.	Avg.	Long	I20	TB
Mac Brown	6	287	47.8	63	1	0

FIELD GOALS	Att.	Made	Long	KICKS
Luke Logan	3	3	40	Made: 30, 17, 40

ALL RETURNS	Punts			Kickoffs			Interceptions		
	No.	Yds.	Lg.	No.	Yds.	Lg.	No.	Yds.	Lg.
Elijah Moore	1	3	3	1	20	20	0	0	0

## No. 5 Football Balanced in Ole Miss Blowout, 45-16

Fifth-ranked LSU rolled up 573 yards of total offense - 292 through the air and 281 on the ground - in a 45-16 victory over Ole Miss on a rainy Saturday night in Tiger Stadium. LSU (5-0, 2-0 SEC) was led by quarterback **Joe Burrow**, who was 18-of-25 passing with three touchdowns while running for a team-best 96 yards and a touchdown. Burrow connected with nine different receivers including wide receiver **Justin Jefferson** who had a team-high five catches for 99 yards with touchdowns of 65 and 5 yards. **Stephen Sullivan** added five catches for 50 yards while **Racey McMath** had his first two career catches for 42 yards. Along with Burrow's 96 net yards rushing, running back **Nick Brossette** had 72 net yards with a 4-yard touchdown run late in the first quarter that put the Tiger ahead, 14-3. **Clyde Edwards-Helaire** added 67 net yards on 11 carries with a 3-yard touchdown run midway through the second quarter. LSU ran 50 times for 281 yards, converted 7-of-12 third downs and overcame two turnovers. The Tigers had 33 first downs - LSU's most since 1978 - and held the ball for 35:17. Though the Tigers' offensive line got a boot with the return of tackle **Adrian Magee**, LSU started its fifth different combination in as many games. Sophomore **Donavaughn Campbell** earned his first start at left guard in place of an injured **Garrett Brumfield**. Defensively, LSU held the Rebels in check throughout the contest, beginning with a diving interception by safety **Grant Delpit** on Ole Miss' second play from scrimmage. Cornerback **Greedy Williams** led the Tigers with 10 tackles, while Delpit had five including 2.5 behind the line of scrimmage. Linebackers **Devin White** and **Jacob Phillips** collected six tackles each. Saturday's 8:15 p.m. CT kickoff led to the latest ending time for an LSU home game officially recorded (since 1979). Ole Miss (3-2, 0-2 SEC) committed 17 penalties for 167 yards, the highest by an LSU opponent on record (since 1937). Rebels quarterback Jordan Ta'amu was 19-of-38 passing for 178 yards. Ole Miss running back Scottie Phillips ran 16 times for 96 net yards with a 1-yard touchdown run late in the third quarter.

**Scoring**

	1	2	3	4	F
<b>OLE MISS</b>	3	3	7	3	<b>16</b>
<b>LSU</b>	14	14	7	10	<b>45</b>

OM	1Q	9:06	Logan 30 yd field goal
LSU	1Q	5:59	Chase 21 yd pass from Burrow (Tracy kick)
LSU	1Q	0:57	Brossette 4 yd field goal
LSU	2Q	8:59	Edwards-Helaire 3 yd run (Tracy kick)
LSU	2Q	7:41	Jefferson 65 yd pass from Burrow (Tracy kick)
OM	2Q	0:02	Logan 17 yd field goal
OM	3Q	3:45	Phillips 1 yd run (Logan kick)
LSU	3Q	1:48	Jefferson 5 yd pass from Burrow (Tracy kick)
OM	4Q	13:10	Logan 40 yd field goal
LSU	4Q	8:45	Tracy 26 yd field goal
LSU	4Q	2:56	Burrow 35 yd run (Tracy kick)

**Team Stats**

	OM	LSU
FIRST DOWNS	18	33
Rushing	9	16
Passing	8	10
Penalty	1	7
NET YARDS RUSHING	150	281
Rushing Attempts	31	50
Average Per Rush	4.8	5.6
Rushing Touchdowns	1	3
Yards Gained Rushing	162	295
Yards Lost Rushing	12	14
NET YARDS PASSING	178	292
Completions-Attempts-Int	19-38-1	18-25-0
Average Per Attempt	4.7	11.7
Average Per Completion	9.4	16.2
Passing Touchdowns	0	3
TOTAL OFFENSE YARDS	328	573
Total offense plays	69	75
Average Gain Per Play	4.8	7.6
Fumbles: Number-Lost	0-0	2-2
Penalties: Number-Yards	17-167	5-40
PUNTS-YARDS	6-287	1-44
Average Yards Per Punt	47.8	44.0
KICKOFFS-YARDS	5-299	8-505
Average Yards Per Kickoff	59.8	63.1
Touchbacks	0	0
Punt returns: Number-Yards-TD	1-3-0	1-5-0
Kickoff returns: Number-Yds-TD	1-20-0	2-51-0
Interceptions: Number-Yds-TD	0-0-0	1-0-0
Fumble Returns: Number-Yds-TD	0-0-0	0-0-0
Third-Down Conversions	5 of 15	7 of 12
Fourth-Down Conversions	1 of 3	0 of 0
Red-Zone Scores-Chances	3-3	4-6
Touchdowns	1-3	3-6
Field goals	2-3	1-6
Sacks By: Number-Yards	1-2	1-5
Points off turnovers	3	0

**#22 Florida**  
**#5 LSU**

**27** October 6, 2018  
**19** Ben Hill-Griffin Stadium  
Gainesville, Fla.  
90,283

**LSU**

<b>RUSHING</b>		Att.	Gain	Lost	Net	TD	Long	
Nick Brossette	15	102	7	95	2	47		
C. Edwards-Helaire	13	56	1	55	0	16		
Joe Burrow	10	50	28	22	0	21		
Stephen Sullivan	1	9	0	9	0	9		
Derrick Dillon	1	0	0	0	0	0		
Chris Curry	1	0	1	-1	0	0		
<b>PASSING</b>		Att.	Comp	Int	Yds	TD	Long	Sacks
Joe Burrow	34	19	2	191	0	38	5	

<b>RECEIVING</b>		No.	Yds.	TD	Long
Derrick Dillon	4	42	0	23	
Justin Jefferson	3	50	0	38	
Jonathan Giles	3	12	0	7	
Nick Brossette	2	28	0	15	
Stephen Sullivan	2	24	0	13	
Dee Anderson	2	13	0	7	
Foster Moreau	1	14	0	14	
Terrace Marshall Jr.	1	9	0	9	
C. Edwards-Helaire	1	-1	0	0	

<b>PUNTING</b>		No.	Yds.	Avg.	Long	I20	TB
Zach Von Rosenberg	5	229	45.8	61	2	0	
Josh Growden	3	115	38.3	41	2	0	

<b>FIELD GOALS</b>		Att.	Made	Long	KICKS
Cole Tracy	2	2	42	Made: 33, 42	

<b>ALL RETURNS</b>			<b>Punts</b>			<b>Kickoffs</b>			<b>Interceptions</b>		
No.	Yds.	Lg.	No.	Yds.	Lg.	No.	Yds.	Lg.	No.	Yds.	Lg.
Jonathan Giles	4	41	22	0	0	0	0	0	0	0	0
C. Edwards-Helaire	0	0	0	1	10	10	0	0	0	0	0
Grant Delpit	0	0	0	0	0	0	1	0	0	0	0
Jontre Kirklín	1	1	1	0	0	0	0	0	0	0	0

**FLORIDA**

<b>RUSHING</b>		Att.	Gain	Lost	Net	TD	Long	
Lamical Perine	17	85	0	85	2	23		
Jordan Scarlett	14	66	1	65	0	11		
Feleipe Franks	6	42	0	42	0	13		
Kadarius Toney	4	25	0	25	0	9		
<b>PASSING</b>		Att.	Comp	Int.	Yds.	TD	Long	Sacks
Feleipe Franks	27	12	1	161	1	49	0	
Lucas Krull	1	1	0	15	0	15	0	

<b>RECEIVING</b>		No.	Yds.	TD	Long
Van Jefferson	4	44	0	26	
Josh Hammond	3	85	0	49	
Moral Stephens	2	11	1	8	
Feleipe Franks	1	15	0	15	
C'yontai Lewis	1	9	0	9	
Lamical Perine	1	7	0	7	
Trevon Grimes	1	5	0	5	

<b>PUNTING</b>		No.	Yds.	Avg.	Long	I20	TB
Tommy Townsend	9	432	48.0	70	3	1	

<b>FIELD GOALS</b>		Att.	Made	Long	KICKS

<b>ALL RETURNS</b>			<b>Punts</b>			<b>Kickoffs</b>			<b>Interceptions</b>		
No.	Yds.	Lg.	No.	Yds.	Lg.	No.	Yds.	Lg.	No.	Yds.	Lg.
Donovan Stiner	0	0	0	0	0	0	1	0	0	0	0
Freddie Swain	3	-2	0	0	0	0	0	0	0	0	0
Brad Stewart	0	0	0	0	0	0	1	25	25	0	0

**No. 5 Football Suffers First Loss, 27-19**

In a back-and-forth game in The Swamp, No. 22 Florida scored with eight minutes remaining and held off the fifth-ranked Tigers, 27-19, on Saturday. LSU (5-1, 2-1 SEC) suffered its first defeat of the 2018 season while facing three ranked teams away from Tiger Stadium in its first six games. Florida improved to 5-1 overall and 4-1 in SEC play. With 11:14 remaining, LSU took a 19-15 lead after running back **Nick Brossette's** second touchdown of the game. However, the Tigers two-point attempt was batted away and Florida answered with a nine-play, 75-yard drive to take earn a 20-19 lead. Florida earned the final margin with 1:45 to play when **Joe Burrow** threw his first interception in 160 pass attempts as a Tiger. Florida's Brad Stewart Jr. returned it 25 yards for a touchdown. Brossette netting 95 rushing yards on 15 carries, while **Clyde Edwards-Helaire** added 55 yards on 13 carries. Burrow was 19-of-34 passing for 191 yards. He was sacked five times for minus-30 yards, but finished with 22 net rushing yards. **Derrick Dillon** had a team-high four catches for 42 yards, while **Justin Jefferson** added three catches for 50 yards. In a statistically-even contest, Florida outgained LSU, 391-371. LSU had three turnovers while Florida had one.

**Scoring**

	1	2	3	4	F
<b>LSU</b>	7	3	3	6	<b>19</b>
<b>FLORIDA</b>	0	14	0	13	<b>27</b>

LSU	1Q	11:43	Brossette 4 yd run (Tracy kick)
UF	2Q	12:30	Perine 1 yd run (McPherson kick)
LSU	2Q	3:10	Tracy 33 yd field goal
UF	2Q	1:09	Stephens 3 yd pass from Franks (McPherson kick)
LSU	3Q	4:16	Tracy 42 yd field goal
LSU	4Q	11:14	Brossette 1 yd run (Burrow pass failed)
UF	4Q	8:48	Perine 2 yd run (Franks pass failed)
UF	4Q	1:45	Stewart 25 yd interception return (McPherson kick)

**Team Stats**

	LSU	UF
FIRST DOWNS	20	19
Rushing	9	11
Passing	8	6
Penalty	3	2
NET YARDS RUSHING	180	215
Rushing Attempts	41	43
Average Per Rush	4.4	5.0
Rushing Touchdowns	2	2
Yards Gained Rushing	217	218
Yards Lost Rushing	37	3
NET YARDS PASSING	191	176
Completions-Attempts-Int	19-34-2	13-28-1
Average Per Attempt	5.6	6.3
Average Per Completion	10.1	13.5
Passing Touchdowns	0	1
TOTAL OFFENSE YARDS	371	391
Total offense plays	75	71
Average Gain Per Play	4.9	5.5
Fumbles: Number-Lost	1-1	0-0
Penalties: Number-Yards	8-75	11-116
PUNTS-YARDS	8-344	9-432
Average Yards Per Punt	43.0	48.0
KICKOFFS-YARDS	5-305	5-338
Average Yards Per Kickoff	61.0	67.6
Touchbacks	4	4
Punt returns: Number-Yards-TD	5-42-0	3--2-0
Kickoff returns: Number-Yds-TD	1-10-0	0-0-0
Interceptions: Number-Yds-TD	1-0-0	2-25-1
Fumble Returns: Number-Yds-TD	0-0-0	0-0-0
Third-Down Conversions	4 of 17	4 of 13
Fourth-Down Conversions	1 of 2	0 of 0
Red-Zone Scores-Chances	3-3	3-4
Touchdowns	2-3	3-4
Field goals	1-3	0-4
Sacks By: Number-Yards	0-0	5-30
Points off turnovers	0	7

## #2 Georgia

16

October 13, 2018

## #13 LSU

36

Tiger Stadium  
Baton Rouge, La.  
102,321

### LSU

RUSHING	Att.	Gain	Lost	Net	TD	Long
C. Edwards-Helaire	19	146	1	145	0	47
Joe Burrow	13	89	23	66	2	59
Nick Brossette	16	66	2	64	1	12
Jontre Kirklín	1	2	0	2	0	2

PASSING	Att.	Comp	Int	Yds	TD	Long	Sacks
Joe Burrow	30	15	0	200	0	50	3

RECEIVING	No.	Yds.	TD	Long
Justin Jefferson	6	108	0	50
Terrace Marshall Jr.	2	43	0	37
Ja'Marr Chase	2	7	0	5
Foster Moreau	1	12	0	12
Tory Carter	1	10	0	10
Derrick Dillon	1	9	0	9
Stephen Sullivan	1	6	0	6
Jontre Kirklín	1	5	0	5

PUNTING	No.	Yds.	Avg.	Long	I20	TB
Zach Von Rosenberg	3	124	41.3	48	0	0
Josh Growden	1	40	40.0	40	1	0

FIELD GOALS	Att.	Made	Long	KICKS
Cole Tracy	5	5	39	Made: 24, 30, 33, 36, 39

ALL RETURNS	Punts			Kickoffs			Interceptions		
	No.	Yds.	Lg.	No.	Yds.	Lg.	No.	Yds.	Lg.
John Battle	0	0	0	0	0	0	1	0	0
C. Edwards-Helaire	0	0	0	1	7	7	0	0	0
Kristian Fulton	0	0	0	0	0	0	1	0	0

### GEORGIA

RUSHING	Att.	Gain	Lost	Net	TD	Long
D'Andre Swift	12	72	0	72	0	18
Elijah Holyfield	7	56	0	56	1	17
Brian Herrien	2	4	1	30	4	1.5
Justin Fields	1	3	0	3	0	3
Mecole Hardman	1	0	0	0	0	0
Rodrigo Blankenship	1	0	2	-2	0	0
Jake Fromm	6	4	23	-19	0	2

PASSING	Att.	Comp	Int.	Yds.	TD	Long	Sacks
Jake Fromm	34	16	2	209	1	35	3

RECEIVING	No.	Yds.	TD	Long
Riley Ridley	3	75	1	35
Isaac Nauta	3	47	0	23
Jeremiah Holloman	3	26	0	9
Mecole Hardman	2	23	0	15
D'Andre Swift	2	21	0	13
Terry Godwin	1	9	0	9
Elijah Holyfield	1	7	0	7
Brian Herrien	1	1	0	1

PUNTING	No.	Yds.	Avg.	Long	I20	TB
Jake Camarda	6	213	35.5	44	1	0

FIELD GOALS	Att.	Made	Long	KICKS
Rodrigo Blankenship	1	1	40	Made: 40

ALL RETURNS	Punts			Kickoffs			Interceptions		
	No.	Yds.	Lg.	No.	Yds.	Lg.	No.	Yds.	Lg.
Mecole Hardman	1	27	27	1	14	14	0	0	0

## LSU Runs Over No. 2 Georgia in Overflow Tiger Stadium

Georgia walked into a raucous cage Tiger fans call Death Valley on Saturday afternoon wearing its SEC title belt, undefeated and ranked second in the nation. The 2017 national runners-up left with their first loss, an emphatic 36-16 beat down by an inspired 13th-ranked LSU football team. In front of a sold-out Tiger Stadium which overflowed onto the field following the final whistle, LSU (6-1, 3-1 SEC) recorded its third AP Top-2 victory in stadium history - 1997 versus No. 1 Florida and 1961 versus No. 2 Ole Miss. After suffering its first loss on the road to then-No. 22 Florida last Saturday, LSU whipped Georgia to the tune of 475 yards - 275 on the ground and 200 through the air. The Tigers were plus-four in turnover margin, converted 4-of-4 fourth downs (for the first time since 2007 game vs. Florida) and possessed the ball for nearly 34 minutes. LSU quarterback **Joe Burrow** finished 15-of-30 passing and added 66 rushing yards on 13 attempts, including a 59-yarder to the Georgia 4 when the Tigers were attempting to run out the clock on the statement victory. Sophomore running back **Clyde Edwards-Helaire** had 145 rushing yards on 19 carries, while senior **Nick Brossette** had 64 yards on 16 carries including a 4-yard touchdown run that capped off Burrow's long scamper. Wide receiver **Justin Jefferson** had a career-high 108 receiving yards on six catches. Senior placekicker **Cole Tracy** scored half of LSU's 36 points, making all five of his field goals (33, 36, 39, 24, 30) and all three PAT's. His 18 kicking points are an LSU record (since 1949). LSU's defense stepped up with its most complete performance of the season, holding a powerful Georgia offense to 322 yards including 113 on the ground and 209 through the air. Linebacker **Devin White** had a game-high 13 tackles, safety **John Battle** added eight, and **Kary Vincent Jr.**, **Grant Delpit** and **Michael Divinity Jr.** each had seven. Georgia managed only 36 rushing yards in the second half, as LSU built a 16-0 halftime advantage and forced Bulldogs quarterback Jake Fromm into passing situations. Fromm finished 16-of-34 passing for 209 yards with a 27-yard touchdown pass to Riley Ridley in the fourth quarter and two interceptions. Bulldogs running back D'Andre Swift had 72 rushing yards while Elijah Holyfield added 56 on seven carries including a 10-yard touchdown run in the third quarter that pulled Georgia within 10, 19-9. LSU's special teams also came through in a big way, forcing a fumble on a sniffed-out fake field goal in the first quarter and another recovered on a kickoff by Tigers freshman placekicker **Avery Atkins** at the Georgia 14.

### Scoring

	1	2	3	4	F
UGA	0	0	9	7	16
LSU	3	13	3	17	36

LSU	1Q	9:32	Tracy 33 yd kick
LSU	2Q	13:34	Burrow 1 yd run (Tracy kick)
LSU	2Q	11:22	Tracy 36 yd field goal
LSU	2Q	5:09	Tracy 39 yd field goal
UGA	3Q	9:03	Blankenship 40 yd field goal
LSU	3Q	3:00	Tracy 24 yd field goal
UGA	3Q	0:07	Holyfield 10 yd run (Swift rush failed)
LSU	4Q	9:31	Burrow 1 yd run (Tracy kick)
LSU	4Q	7:20	Tracy 30 yd field goal
UGA	4Q	6:00	Ridley 27 yd pass from Fromm (Blankenship kick)
LSU	4Q	4:14	Brossette 4 yd run (Tracy kick)

### Team Stats

	UGA	LSU
FIRST DOWNS	18	20
Rushing	7	10
Passing	10	9
Penalty	1	1
NET YARDS RUSHING	113	275
Rushing Attempts	30	51
Average Per Rush	3.8	5.4
Rushing Touchdowns	1	3
Yards Gained Rushing	139	303
Yards Lost Rushing	26	28
NET YARDS PASSING	209	200
Completions-Attempts-Int	16-34-2	15-30-0
Average Per Attempt	6.1	6.7
Average Per Completion	13.1	13.3
Passing Touchdowns	1	0
TOTAL OFFENSE YARDS	322	475
Total offense plays	64	81
Average Gain Per Play	5.0	5.9
Fumbles: Number-Lost	2-2	0-0
Penalties: Number-Yards	4-20	2-19
PUNTS-YARDS	6-213	4-164
Average Yards Per Punt	35.5	41.0
KICKOFFS-YARDS	4-244	9-585
Average Yards Per Kickoff	61.0	65.0
Touchbacks	3	8
Punt returns: Number-Yards-TD	1-27-0	0-0-0
Kickoff returns: Number-Yds-TD	1-14-0	1-7-0
Interceptions: Number-Yds-TD	1-0-0	2-0-0
Fumble Returns: Number-Yds-TD	0-0-0	0-0-0
Third-Down Conversions	5 of 14	6 of 19
Fourth-Down Conversions	0 of 1	4 of 4
Red-Zone Scores-Chances	2-3	8-8
Touchdowns	1-3	3-8
Field goals	1-3	5-8
Sacks By: Number-Yards	3-23	3-21
Points off turnovers	0	13



**#22 Mississippi State**      **3**      **October 22, 2018**  
**#5 LSU**                              **19**      **Tiger Stadium**  
    **Baton Rouge, La.**  
    **101,340**

### LSU

RUSHING	Att.	Gain	Lost	Net	TD	Long
Nick Brossette	17	60	3	57	1	12
C. Edwards-Helaire	16	49	3	46	0	11
Joe Burrow	9	21	13	8	0	8
Derrick Dillon	1	0	0	0	0	0

PASSING	Att.	Comp	Int	Yds	TD	Long	Sacks
Joe Burrow	28	16	1	129	0	20	2

RECEIVING	No.	Yds.	TD	Long
Dee Anderson	3	29	0	11
Justin Jefferson	3	18	0	9
C. Edwards-Helaire	2	22	0	20
Ja'Marr Chase	2	20	0	11
Derrick Dillon	2	18	0	19
Nick Brossette	2	7	0	6
Stephen Sullivan	1	11	0	11
Foster Moreau	1	4	0	4

PUNTING	No.	Yds.	Avg.	Long	I20	TB
Zach Von Rosenberg	7	306	43.7	51	3	0

FIELD GOALS	Att.	Made	Long	KICKS
Cole Tracy	4	4	40	Made: 25, 29, 38, 40

ALL RETURNS	Punts			Kickoffs			Interceptions		
	No.	Yds.	Lg.	No.	Yds.	Lg.	No.	Yds.	Lg.
Grant Delpit	0	0	0	0	0	0	2	1	1
John Battle	0	0	0	0	0	0	1	0	0
Michael Divinity Jr.	0	0	0	0	0	0	1	31	31

### MISSISSIPPI STATE

RUSHING	Att.	Gain	Lost	Net	TD	Long
Nick Fitzgerald	23	140	9	131	0	40
Kylin Hill	8	42	0	42	0	18
Aeris Williams	6	28	0	28	0	9

PASSING	Att.	Comp	Int.	Yds.	TD	Long	Sacks
Nick Fitzgerald	24	8	4	59	0	15	1

RECEIVING	No.	Yds.	TD	Long
Kylin Hill	2	10	0	8
Dedrick Thomas	1	15	0	15
Nick Gibson	1	12	0	12
Osirus Mitchell	1	9	0	9
Farrod Green	1	5	0	5
Stephen Guidry	1	4	0	4
Justin Johnson	1	4	0	4

PUNTING	No.	Yds.	Avg.	Long	I20	TB
Tucker Day	5	173	34.6	42	0	0
K. Schexnayder	2	70	35.0	42	0	0

FIELD GOALS	Att.	Made	Long	KICKS
Jace Christmann	1	1	19	Made: 19

RETURNS	Punts			Kickoffs			Interceptions		
	No.	Yds.	Lg.	No.	Yds.	Lg.	No.	Yds.	Lg.
Dedrick Thomas	1	4	4	0	0	0	0	0	0
Cam Dantzier	0	0	0	0	0	0	1	1	1

## LSU Defense Shines in 19-3 Win Over No. 22 MSU

No. 5 LSU contained 22nd-ranked Mississippi State, relied on its stellar defense and the right foot of placekicker **Cole Tracy** to earn a 19-3 victory on a wet Saturday night in Tiger Stadium. LSU (7-1, 4-1 SEC) built a 10-3 halftime lead before pitching a second-half shutout of Mississippi State (4-3, 1-3 SEC). Overshadowing the Tigers' fourth victory over ranked opponents in 2018 was a fourth-quarter targeting call on junior linebacker **Devin White** following a hit on Bulldogs' quarterback Nick Fitzgerald. White's penalty was confirmed by video review, he was ejected from the game and will miss the first half of the Tigers' next contest against No. 1 Alabama. White, safety **Grant Delpit** and linebacker **Jacob Phillips** each had 10 tackles against Fitzgerald and the run-heavy Bulldogs. Delpit had two of LSU's four interceptions along with a the Tigers' only sack. LSU running back **Nick Brossette** eclipsed 1,000 career yards and finished with 57 on 17 carries and the game's only touchdown. Quarterback **Joe Burrow** was 16-of-28 passing for 129 yards with an interception. Eight different receivers had catches for the Tigers, and **Dee Anderson** led the way with three receptions for 29 yards. Placekicker Tracy continued to move up the LSU record book, becoming the first Tiger to kick nine field goals in a two-game span. Tracy made all four of his attempts - 25, 38, 29 and 40 yards - and now has 21 field goals in 2018. Fitzgerald finished with 131 rushing yards, but only had 79 on 20 carries after ripping off 53 on consecutive runs on the Bulldogs' second drive of the game. He was 8-of-24 passing for 59 yards, 40 of which came on his final drive of the night. Running back Kylin Hill added 42 yards for the Bulldogs. LSU wore a unique uniform for the contest, a tribute to the 1918 "Silent Season" which was canceled due to World War I.

### Scoring

	1	2	3	4	F
MSU	3	0	0	0	3
LSU	7	3	6	3	19

LSU	1Q	12:37	Brossette 1 yd run (Tracy kick)
MSU	1Q	8:43	Jace Christmann 19 yd field goal
LSU	2Q	0:00	Tracy 25 yd field goal
LSU	3Q	10:44	Tracy 38 yd field goal
LSU	3Q	2:54	Tracy 29 yd field goal
LSU	4Q	10:42	Tracy 40 yd field goal

Team Stats	MSU	LSU
FIRST DOWNS	15	17
Rushing	9	9
Passing	3	6
Penalty	3	2
NET YARDS RUSHING	201	110
Rushing Attempts	37	44
Average Per Rush	5.4	2.5
Rushing Touchdowns	0	1
Yards Gained Rushing	210	130
Yards Lost Rushing	9	20
NET YARDS PASSING	59	129
Completions-Attempts-Int	8-24-4	16-28-1
Average Per Attempt	2.5	4.6
Average Per Completion	7.4	8.1
Passing Touchdowns	0	0
TOTAL OFFENSE YARDS	260	239
Total offense plays	61	72
Average Gain Per Play	4.3	3.3
Fumbles: Number-Lost	0-0	0-0
Penalties: Number-Yards	5-45	5-53
PUNTS-YARDS	7-243	7-306
Average Yards Per Punt	34.7	43.7
KICKOFFS-YARDS	2-105	5-325
Average Yards Per Kickoff	52.5	65.0
Touchbacks	1	5
Punt returns: Number-Yards-TD	1-4-0	0-0-0
Kickoff returns: Number-Yds-TD	0-0-0	0-0-0
Interceptions: Number-Yds-TD	1-1-0	4-32-0
Fumble Returns: Number-Yds-TD	0-0-0	0-0-0
Third-Down Conversions	2 of 14	7 of 18
Fourth-Down Conversions	0 of 1	0 of 0
Red-Zone Scores-Chances	1-2	4-5
Touchdowns	0-2	1-5
Field goals	1-2	3-5
Sacks By: Number-Yards	1-1	4-4
Points off turnovers	0	7

## #1 Alabama

29

November 3, 2018  
Tiger Stadium  
Baton Rouge, La.  
102,321

## #4 LSU

0

### LSU

#### RUSHING

	Att.	Gain	Lost	Net	TD	Long
C. Edwards-Helaire	6	15	1	14	0	6
Nick Brossette	7	8	3	5	0	3
Joe Burrow	12	23	30	-7	0	11

#### PASSING

	Att.	Comp	Int	Yds	TD	Long	Sacks
Joe Burrow	35	18	1	184	0	30	5

#### RECEIVING

	No.	Yds.	TD	Long
Justin Jefferson	6	81	0	23
Derrick Dillon	3	9	0	8
Nick Brossette	3	5	0	6
C. Edwards-Helaire	2	38	0	30
Dee Anderson	2	32	0	23
Terrace Marshall Jr.	1	12	0	12
Foster Moreau	1	7	0	7

#### PUNTING

	No.	Yds.	Avg.	Long	I20	TB
Zach Von Rosenberg	6	287	47.8	53	1	0
Josh Growden	3	101	33.7	42	2	1

#### FIELD GOALS

	Att.	Made	Long	KICKS
Cole Tracy	1	0	0	

#### ALL RETURNS

	Punts			Kickoffs			Interceptions		
	No.	Yds.	Lg.	No.	Yds.	Lg.	No.	Yds.	Lg.
Nick Brossette	0	0	0	1	28	28	0	0	0
C. Edwards-Helaire	0	0	0	2	71	57	0	0	0
Todd Harris Jr.	0	0	0	0	0	0	1	0	0

### ALABAMA

#### RUSHING

	Att.	Gain	Lost	Net	TD	Long
Damien Harris	19	114	7	107	1	21
Najee Harris	6	83	0	83	0	29
Tua Tagovailoa	3	54	5	49	1	44
Brian Robinson Jr.	4	28	1	27	0	16
Josh Jacobs	4	17	0	17	0	7

#### PASSING

	Att.	Comp	Int.	Yds.	TD	Long	Sacks
Tua Tagovailoa	42	25	1	295	2	30	1

#### RECEIVING

	No.	Yds.	TD	Long
Jerry Jeudy	8	103	0	30
Irv Smith Jr.	4	64	1	25
Henry Ruggs III	4	55	1	15
Jaylen Waddle	4	44	0	28
Damien Harris	3	6	0	5
Josh Jacobs	2	23	0	17

#### PUNTING

	No.	Yds.	Avg.	Long	I20	TB
Mike Bernier	4	131	32.8	36	2	1

#### FIELD GOALS

	Att.	Made	Long	KICKS
Joseph Bulovas	1	1	23	Made: 23

#### RETURNS

	Punts			Kickoffs			Interceptions		
	No.	Yds.	Lg.	No.	Yds.	Lg.	No.	Yds.	Lg.
Jaylen Waddle	1	-3	0	0	0	0	0	0	0
Mack Wilson	0	0	0	0	0	0	1	0	0

## No. 1 Tide Hands Football First Home Loss

Top-ranked Alabama clinched the Southeastern Conference Western Division, defeating third-ranked LSU on a deafening Saturday Night in Tiger Stadium, 29-0. The Tide (9-0, 6-0 SEC) handled the raucous environment and a capacity crowd to hand LSU its second loss of the season. Playing the first half without junior linebacker Devin White, LSU fell behind 16-0 at the break. The Tide added to its lead with touchdowns in the third and fourth quarters. LSU's offense struggled to maintain drives, managing 196 yards of total offense against Alabama's 576. Quarterback **Joe Burrow** finished 18-of-35 passing for 184 yards with an interception in the Alabama end zone. He was sacked five times. His top target was **Justin Jefferson**, who had six catches for 81 yards. Running back **Clyde Edwards-Helaire** added 38 receiving yards on two catches. Alabama quarterback Tua Tagovailoa completed 25-of-42 passes for 295 yards with two touchdowns and his first interception of the season. He had three rushes for 49 yards including a 44-yard touchdown run. Alabama running back Damien Harris rushed 19 times for 107 yards with a touchdown, while Najee Harris added 83 yards on six carries. For the first time this season, Alabama did not score a touchdown on its opening offensive possession. The Tide drove to the LSU 14 before the Tigers' defense pushed Alabama back to the 34-yard line on the next three plays, forcing a punt. Alabama, however, moved 78 yards in five plays on its next possession to take a 6-0 lead. Quarterback Tua Tagovailoa connected with wide receiver Henry Ruggs on a 15-yard scoring pass, but the PAT attempt by placekicker Joseph Bulovas was missed. The Tide increased the lead to 9-0 at the 6:59 mark of the second quarter when Bulovas hit a 23-yard field goal, capping a 15-play, 75-yard march. Tagovailoa was intercepted for the first time this season with 3:27 left in the first half when safety **Todd Harris** picked off a pass intended for wide receiver Jerry Jeudy at the LSU five-yard line. LSU, which entered the game with a nation's-best 14 interceptions, has recorded a pick in 11 straight games dating back to last season. Tagovailoa fired a 25-yard TD pass to tight end Irv Smith to culminate a two-play, 54-yard drive with 1:15 remaining in the first half, giving the Tide a 16-0 advantage. Alabama extended the margin 22-0 at the 5:14 mark of the third quarter when Tagovailoa dashed 44 yards for a touchdown, completing a seven-play, 72-yard drive. LSU lineman **Austin Deculus** blocked Bulovas' extra-point attempt after the TD run. Edwards-Helaire returned the ensuing Alabama kickoff 57 yards to the Crimson Tide 40, but the Tigers could not record a first down and were forced to punt. The Tigers drove deep into Alabama territory early in the fourth quarter, but placekicker **Cole Tracy** missed a 33-yard field goal with 10:45 remaining in the contest. It was just the third miss of the season for Tracy and his first miss from less than 53 yards. After the missed field goal, Alabama increased its lead to 29-0 when the Tide moved 80 yards on eight plays, finishing the drive with a two-yard TD burst by running back Damien Harris.

#### Scoring

	1	2	3	4	F
UA	6	10	6	7	29
LSU	0	0	0	0	0

UA	1Q	4:58	Ruggs 15 yd pass from Tagovailoa (Bulovas kick failed)
UA	2Q	6:59	Bulovas 23 yd field goal
UA	2Q	1:15	Smith Jr. 25 yd pass from Tagovailoa (Bulovas kick)
UA	3Q	5:14	Tagovailoa 44 yd run (Bulovas kick blocked)
UA	4Q	5:42	Harris 1 yd run (Bulovas kick)

#### Team Stats

	UA	LSU
FIRST DOWNS	29	13
Rushing	14	3
Passing	15	8
Penalty	0	2
NET YARDS RUSHING	281	12
Rushing Attempts	37	25
Average Per Rush	7.6	0.5
Rushing Touchdowns	2	0
Yards Gained Rushing	296	46
Yards Lost Rushing	15	34
NET YARDS PASSING	295	184
Completions-Attempts-Int	25-42-1	18-35-1
Average Per Attempt	7.0	5.3
Average Per Completion	11.8	10.2
Passing Touchdowns	2	0
TOTAL OFFENSE YARDS	576	196
Total offense plays	79	60
Average Gain Per Play	7.3	3.3
Fumbles: Number-Lost	1-0	0-0
Penalties: Number-Yards	6-60	3-15
PUNTS-YARDS	4-131	9-388
Average Yards Per Punt	32.8	43.1
KICKOFFS-YARDS	6-357	1-65
Average Yards Per Kickoff	59.5	65.0
Touchbacks	1	1
Punt returns: Number-Yards-TD	1--3-0	0-0-0
Kickoff returns: Number-Yds-TD	0-0-0	3-99-0
Interceptions: Number-Yds-TD	1-0-0	1-0-0
Fumble Returns: Number-Yds-TD	0-0-0	0-0-0
Third-Down Conversions	8 of 14	5 of 16
Fourth-Down Conversions	1 of 1	0 of 0
Red-Zone Scores-Chances	3-4	0-2
Touchdowns	2-4	0-2
Field goals	1-4	0-2
Sacks By: Number-Yards	5-29	1-5
Points off turnovers	0	0

**Arkansas**  
**#9 LSU**

**17** November 10, 2018  
**24** DWRRS  
Fayetteville, Ark.  
64,135

**LSU**

RUSHING	Att.	Gain	Lost	Net	TD	Long
Nick Brossette	23	94	4	90	1	16
C. Edwards-Helaire	17	57	1	56	1	13
Joe Burrow	7	36	21	15	0	16
Justin Jefferson	1	3	0	3	0	3

PASSING	Att.	Comp	Int	Yds	TD	Long	Sacks
Joe Burrow	21	15	0	195	1	40	3

RECEIVING	No.	Yds.	TD	Long
Justin Jefferson	6	117	1	40
Derrick Dillon	2	25	0	14
Ja'Marr Chase	2	19	0	13
C. Edwards-Helaire	2	5	0	9
Dee Anderson	1	26	0	26
Tory Carter	1	6	0	6
Nick Brossette	1	-3	0	0

PUNTING	No.	Yds.	Avg.	Long	I20	TB
Zach Von Rosenberg	5	216	43.2	48	0	0
Josh Growden	2	66	33.0	35	2	0

FIELD GOALS	Att.	Made	Long	KICKS
Cole Tracy	1	1	40	Made: 40

ALL RETURNS	Punts			Kickoffs			Interceptions		
	No.	Yds.	Lg.	No.	Yds.	Lg.	No.	Yds.	Lg.
C. Edwards-Helaire	0	0	0	1	25	25	0	0	0
Kary Vincent Jr.	0	0	0	0	0	0	1	0	0
Jonathan Giles	1	-7	0	0	0	0	0	0	0

**ARKANSAS**

RUSHING	Att.	Gain	Lost	Net	TD	Long
Rakeem Boyd	10	37	7	30	0	11
Ty Storey	8	18	25	-7	0	7
Deon Stewart	1	0	7	-7	0	0

PASSING	Att.	Comp	Int.	Yds.	TD	Long	Sacks
Ty Storey	38	19	1	200	2	32	4
Cole Kelley	1	0	0	0	0	0	0

RECEIVING	No.	Yds.	TD	Long
C. O'Grady	6	75	2	32
Rakeem Boyd	4	3	0	3
Jared Cornelius	2	46	0	27
L. Pettway	2	33	0	31
Deon Stewart	2	11	0	9
Grayson Gunter	1	23	0	23
Mike Woods	1	14	0	14
Jordan Jones	1	-5	0	0

PUNTING	No.	Yds.	Avg.	Long	I20	TB
Reid Bauer	7	289	41.3	46	2	0
M. Phillips	1	24	24.0	24	0	0

FIELD GOALS	Att.	Made	Long	KICKS
Connor Limpert	1	1	24	Made: 24

RETURNS	Punts			Kickoffs			Interceptions		
	No.	Yds.	Lg.	No.	Yds.	Lg.	No.	Yds.	Lg.
Deon Stewart	2	0	4	0	0	0	0	0	0

**LSU Brings 'The Boot' Back to Louisiana**

LSU built a 24-3 lead through three quarters and held off Arkansas in the closing minutes to keep "The Golden Boot" in Baton Rouge, 24-17, on a chilly Saturday night at Reynolds Razorback Stadium. LSU (8-2, 5-2 SEC) won its eighth game for the 19th-straight season. Arkansas, which scored its two touchdowns in the fourth quarter to make the game interesting, fell to 2-8 overall and 0-6 in SEC play. Despite several starters who weren't able to play or left the game with injuries, the Tigers dominated play for the better part of three quarters. Arkansas gained 125 of its 216 yards in the fourth quarter. Quarterback **Joe Burrow** completed 15-of-21 passes for 195 with a 40-yard touchdown to **Justin Jefferson**, who had a career effort with six grabs and 117 yards. Running back **Nick Brossette** (23 rushes, 90 yards) and **Clyde Edwards-Helaire** (17 rushes, 56 yards) scored touchdowns of 12 and 13 yards, respectively. LSU out-rushed Arkansas, 164-16. LSU held the ball for 35:47 and had a 359-216 advantage in total offense. The Tigers were 5-of-14 on third down, while holding Arkansas to 2-of-12. Safety **Grant Delpit** led LSU with six tackles, a sack and two pass breakups.

**Scoring**

	1	2	3	4	F
LSU	7	7	10	0	24
AR	0	3	0	14	17

LSU	1Q	7:30	Jefferson 40 yd pass from Burrow (Tracy kick)
LSU	2Q	5:24	Brossette 12 yd run (Tracy kick)
AR	2Q	0:00	Limpert 24 yd field goal
LSU	3Q	9:44	Edwards-Helaire 13 yd run (Tracy kick)
LSU	3Q	3:12	Tracy 40 yd field goal
AR	4Q	12:37	O'Grady 11 yd pass from Storey (Limpert kick)
AR	4Q	5:27	O'Grady 32 yd pass from Storey (Limpert kick)

**Team Stats**

	LSU	AR
FIRST DOWNS	20	14
Rushing	9	2
Passing	9	9
Penalty	2	3
NET YARDS RUSHING	164	16
Rushing Attempts	48	19
Average Per Rush	3.4	0.8
Rushing Touchdowns	2	0
Yards Gained Rushing	190	55
Yards Lost Rushing	26	39
NET YARDS PASSING	195	200
Completions-Attempts-Int	15-21-0	19-39-1
Average Per Attempt	9.3	5.1
Average Per Completion	13.0	10.5
Passing Touchdowns	1	2
TOTAL OFFENSE YARDS	359	216
Total offense plays	69	58
Average Gain Per Play	5.2	3.7
Fumbles: Number-Lost	3-1	1-1
Penalties: Number-Yards	7-69	6-60
PUNTS-YARDS	7-282	8-313
Average Yards Per Punt	40.3	39.1
KICKOFFS-YARDS	5-325	3-144
Average Yards Per Kickoff	65.0	48.0
Touchbacks	5	0
Punt returns: Number-Yards-TD	1--7-0	2-0-0
Kickoff returns: Number-Yds-TD	1-25-0	0-0-0
Interceptions: Number-Yds-TD	1-0-0	0-0-0
Fumble Returns: Number-Yds-TD	0-0-0	1-24-0
Third-Down Conversions	5 of 14	2 of 12
Fourth-Down Conversions	0 of 1	1 of 2
Red-Zone Scores-Chances	2-3	2-2
Touchdowns	2-3	1-2
Field goals	0-3	1-2
Sacks By: Number-Yards	1-1	1-1
Points off turnovers	0	3

## Rice #10 LSU

**10** November 17, 2018  
**42** Tiger Stadium  
Baton Rouge, La.  
100,323

### LSU

RUSHING	Att.	Gain	Lost	Net	TD	Long
Nick Brossette	14	69	0	69	2	13
Lanard Fournette	7	45	0	45	1	24
C. Edwards-Helaire	5	32	0	32	1	16
Joe Burrow	4	20	3	17	0	10
Tae Provens	4	17	4	13	0	13
Jontre Kirklin	1	4	0	4	0	4

PASSING	Att.	Comp	Int	Yds	TD	Long	Sacks
Joe Burrow	28	20	0	307	2	45	1
Myles Brennan	6	4	0	65	0	39	0

RECEIVING	No.	Yds.	TD	Long
Foster Moreau	5	73	1	19
Derrick Dillon	5	31	0	10
Stephen Sullivan	4	94	1	38
Justin Jefferson	3	56	0	39
Terrace Marshall Jr.	3	48	0	16
Lanard Fournette	2	10	0	9
Ja'Marr Chase	1	45	0	45
Jonathan Giles	1	15	0	15

PUNTING	No.	Yds.	Avg.	Long	I20	TB
Zach Von Rosenberg	1	33	33.0	33	1	0

FIELD GOALS	Att.	Made	Long	KICKS

ALL RETURNS	Punts			Kickoffs			Interceptions		
	No.	Yds.	Lg.	No.	Yds.	Lg.	No.	Yds.	Lg.
Jonathan Giles	2	13	15	0	0	0	0	0	0
C. Edwards-Helaire	0	0	0	2	37	21	0	0	0

### RICE

RUSHING	Att.	Gain	Lost	Net	TD	Long
Aston Walter	23	75	3	72	0	13
Juma Otoviano	11	40	4	36	1	8
Austin Walter	2	14	0	14	0	11
D' Angelo Ellis	1	0	3	-3	0	0
Parker Towns	2	0	9	-9	0	0
Shawn Stankavage	4	2	15	-13	0	2

PASSING	Att.	Comp	Int.	Yds.	TD	Long	Sacks
Shawn Stankavage	13	7	0	101	0	27	2
Jackson Tyner	1	0	0	0	0	0	0
Parker Towns	1	0	0	0	0	0	2

RECEIVING	No.	Yds.	TD	Long
D' Angelo Ellis	3	66	0	27
Austin Trammell	2	27	0	17
Jordan Myers	1	4	0	4
Austin Walter	1	4	0	4

PUNTING	No.	Yds.	Avg.	Long	I20	TB
Jack Fox	6	291	48.5	58	2	2

FIELD GOALS	Att.	Made	Long	KICKS
Jack Fox	1	0		Missed: 52
Haden Tobola	1	1	51	Made: 51

RETURNS	Punts			Kickoffs			Interceptions		
	No.	Yds.	Lg.	No.	Yds.	Lg.	No.	Yds.	Lg.

## LSU Rolls Past Rice on Senior Night, 42-10

The No. 10 LSU football team racked up 552 offensive yards and held Rice to 198 yards to work its way to a 42-10 victory on a chilly Senior Night in Tiger Stadium Saturday. LSU (9-2, 5-2 SEC) built a 28-3 lead at halftime before the defense limited Rice to one touchdown in the second half. LSU outgained Rice 552-198 offensively. Rice held the ball for 35:33 of the contest while LSU recorded 24:27 in time of possession. The Tigers recorded 31 first downs and were 5-of-8 on third down conversions. Offensively, quarterback **Joe Burrow** finished the night with a career high completions and yards after passing 20-of-28 for 307 yards and two touchdowns. Sophomore **Myles Brennan** entered the game midway through the third quarter and was 4-of-6 for 65 yards. **Foster Moreau** and **Derrick Dillon** led the receiving corps, each recording career-high five catches. Moreau had a touchdown with a career-high 73 yards, and **Stephen Sullivan** had a career-high 94 yards with a touchdown. Moreau's five catches gives him 46 career receptions, which puts him ninth all-time on LSU's career list of receptions by a tight end. Senior running back **Nick Brossette** ran the ball 14 times for 69 yards and two touchdowns. **Lanard Fournette** and **Clyde Edwards-Helaire** each recorded rushing touchdowns as well. The Tigers were led by **Devin White**, **Jacob Phillips**, **JaCoby Stevens** and **Michael Divinity Jr.** on the defensive front. White compiled nine tackles and Stevens, Phillips and Divinity each had seven. **Cole Tracy** was a perfect 6-of-6 on point after attempts, and **Avery Atkins** recorded six touchbacks on his six kickoffs.

### Scoring

	1	2	3	4	F
RICE	0	3	0	7	10
LSU	14	14	7	7	42

LSU	1Q	11:06	Edwards-Helaire 3 yd run (Tracy kick)
LSU	1Q	5:52	Sullivan 38 yd pass from Burrow (Tracy kick)
LSU	2Q	13:06	Brossette 2 yd run (Tracy kick)
LSU	2Q	8:01	Moreau 13 yd pass from Burrow (Tracy kick)
RICE	2Q	1:55	Tobola 51 yd field goal
LSU	3Q	9:32	Brossette 2 yd run (Tracy kick)
LSU	4Q	11:00	Fournette 3 yd run (Tracy kick)
RICE	4Q	2:55	Otoviano 5 yd run (Fox kick)

### Team Stats

	RICE	LSU
FIRST DOWNS	15	31
Rushing	8	10
Passing	6	20
Penalty	1	1
NET YARDS RUSHING	97	180
Rushing Attempts	43	35
Average Per Rush	2.3	5.1
Rushing Touchdowns	1	4
Yards Gained Rushing	131	187
Yards Lost Rushing	34	7
NET YARDS PASSING	101	372
Completions-Attempts-Int	7-15-0	24-34-0
Average Per Attempt	6.7	10.9
Average Per Completion	14.4	15.5
Passing Touchdowns	0	2
TOTAL OFFENSE YARDS	198	552
Total offense plays	58	69
Average Gain Per Play	3.4	8.0
Fumbles: Number-Lost	0-0	1-1
Penalties: Number-Yards	3-22	3-26
PUNTS-YARDS	6-291	1-33
Average Yards Per Punt	48.5	33.0
KICKOFFS-YARDS	3-192	7-425
Average Yards Per Kickoff	64.0	60.7
Touchbacks	1	7
Punt returns: Number-Yards-TD	0-0-0	2-13-0
Kickoff returns: Number-Yds-TD	0-0-0	2-37-0
Interceptions: Number-Yds-TD	0-0-0	0-0-0
Fumble Returns: Number-Yds-TD	0-0-0	0-0-0
Third-Down Conversions	4 of 14	5 of 8
Fourth-Down Conversions	1 of 1	0 of 0
Red-Zone Scores-Chances	1-1	5-5
Touchdowns	1-1	5-5
Field goals	1-2	0-5
Sacks By: Number-Yards	1-1	4-20
Points off turnovers	0	0

**#7 LSU** **72** November 24, 2018  
**#24 Texas A&M** **74** Kyle Field  
 College Station, Texas  
 101,501

**LSU**

<b>RUSHING</b>	Att.	Gain	Lost	Net	TD	Long
Joe Burrow	29	132	32	100	3	22
Nick Brossette	16	70	9	61	1	16
Lanard Fournette	2	48	0	48	0	46
Justin Jefferson	1	3	0	3	0	3
C. Edwards-Helaire	3	6	3	3	0	3

<b>PASSING</b>	Att.	Comp	Int	Yds	TD	Long	Sacks
Joe Burrow	38	25	0	270	3	25	6
C. Edwards-Helaire	1	1	0	11	1	11	0

<b>RECEIVING</b>	No.	Yds.	TD	Long
Justin Jefferson	5	63	1	24
Foster Moreau	4	51	1	17
Ja'Marr Chase	3	31	0	14
Dee Anderson	2	33	1	25
Lanard Fournette	2	28	0	19
Tory Carter	2	23	1	12
Derrick Dillon	2	16	0	10
Jonathan Giles	2	12	0	11
Nick Brossette	2	7	0	5
Stephen Sullivan	1	9	0	9
Terrace Marshall Jr.	1	8	0	8

<b>PUNTING</b>	No.	Yds.	Avg.	Long	I20	TB
Zach Von Rosenberg	5	227	45.4	53	2	0

<b>FIELD GOALS</b>	Att.	Made	Long	KICKS
Cole Tracy	4	3	50	Made: 26, 47, 50

<b>Punts</b>			<b>Kickoffs</b>			<b>Interceptions</b>		
No.	Yds.	Lg.	No.	Yds.	Lg.	No.	Yds.	Lg.
Jonathan Giles	3	-1	3	0	0	0	0	0
C. Edwards-Helaire	0	0	0	1	26	26	0	0

**TEXAS A&M**

<b>RUSHING</b>	Att.	Gain	Lost	Net	TD	Long
T. Williams	35	204	6	198	2	24
Kellen Mond	20	80	38	42	1	21
Jashaun Corbin	1	0	6	-6	0	0

<b>PASSING</b>	Att.	Comp	Int.	Yds.	TD	Long	Sacks
Kellen Mond	49	23	0	287	6	36	2

<b>RECEIVING</b>	No.	Yds.	TD	Long
Quartney Davis	7	101	2	20
J. Sternberger	5	75	2	36
Jhamon Ausbon	5	37	0	13
Kendrick Rogers	3	53	2	25
C. Gillaspia	1	18	0	18
Camron Buckley	1	5	0	5
T. Williams	1	-2	0	0

<b>PUNTING</b>	No.	Yds.	Avg.	Long	I20	TB
Braden Mann	5	266	53.2	59	1	0

<b>FIELD GOALS</b>	Att.	Made	Long	KICKS
Seth Small	3	3	33	Made: 33, 21, 23

<b>Punts</b>			<b>Kickoffs</b>			<b>Interceptions</b>		
No.	Yds.	Lg.	No.	Yds.	Lg.	No.	Yds.	Lg.
Roshauud Paul	1	-1	0	0	0	0	0	0

**LSU Comes Up Short in NCAA's Wildest Game, 74-72**

In the highest-scoring and longest game in NCAA FBS history, the seventh-ranked LSU football team fell to No. 22 Texas A&M, 74-72, in seven overtimes on Saturday at Kyle Field. LSU (9-3, 5-3 SEC) looked to have the game won in regulation, however, a video review nullified an interception and allowed Texas A&M (8-4, 5-3 SEC) to force overtime with a last-second touchdown that tied the game at 31-31. There were 84 points scored in the extra periods, with the final two being a two-point conversion pass by Texas A&M's Kellen Mond to wide receiver Kendrick Rogers. The previous NCAA Football Bowl Subdivision record for combined points scored in a game was 137 (76-61 Pitt win over Syracuse). Quarterback **Joe Burrow** led the way for LSU, completing 25-of-38 passes for 270 yards with three touchdowns while rushing 29 times for 100 yards and three more scores. His touchdowns responsible for (6) and total plays (67) set new schools records. Running back **Nick Brossette** added 61 yards on 16 carries with a touchdown. **Justin Jefferson** led 11 LSU receivers with 63 yards on five catches with a touchdown. Linebacker Devin White set a career high with 17 total tackles. He was joined by JaCoby Stevens and Jacob Phillips with double-digit tackles at 14 and 11 respectively. Texas A&M out-gained LSU, 521-496, in a contest that lasted 4 hours, 53 minutes.

<b>Scoring</b>	1	2	3	4	OT	F
<b>LSU</b>	7	3	7	14	41	72
<b>TAMU</b>	7	10	7	7	43	74

TAMU 1Q	6:31	T. Williams 10 yd run (Seth Small kick)
LSU 1Q	00:48	Joe Burrow 22 yd run (Cole Tracy kick)
TAMU 2Q	10:31	J. Sternberger 10 yd pass from Kellen Mond
TAMU 2Q	1:52	Seth Small 33 yd field goal
LSU 2Q	00:00	Cole Tracy 47 yd field goal
LSU 3Q	7:42	Justin Jefferson 7 yd pass from Joe Burrow (Cole Tracy ick)
TAMU 3Q	3:33	T. Williams 1 yd run (Seth Small kick)
LSU 4Q	10:12	Michael Divinity Jr. 58 yd fumble recovery (Cole Tracy kick)
LSU 4Q	6:41	Foster Moreau 14 yd pass from Joe Burrow (Cole Tracy kick)
TAMU 4Q	00:00	Quartney Davis 19 yd pass from Kellen Mond (Seth Small kick)
LSU 10T		Cole Tracy 50 yd field goal
TAMU 10T		Seth Small 23 yd field goal
TAMU 20T		Kellen Mond 3 yd run (Seth Small kick)
LSU 20T		Nick Brossette 3 yd run (Cole Tracy kick)
LSU 30T		Dee Anderson 25 yd pass from Joe Burrow (Justin Jefferson pass from Joe Burrow)
TAMU 30T		Kendrick Rogers 25 yd pass from Kellen Mond (Kendrick Rogers pass from Kellen Mond)
TAMU 40T		Seth Small 21 yd field goal
LSU 40T		Cole Tracy 26 yd field goal
LSU 50T		Tory Carter 11 yd pass from C. Edwards-Helaire (Joe Burrow pass failed)
TAMU 50T		Kendrick Rogers 6 yd pass from Kellen Mond (Kellen Mond pass failed)
TAMU 60T		J. Sternberger 25 yd pass from Kellen Mond (Kendrick Rogers pass from Kellen Mond)
LSU 60T		Joe Burrow 4 yd run (Dee Anderson pass from Joe Burrow)
LSU 70T		Joe Burrow 10 yd run (Joe Burrow pass failed)
TAMU 70T		Quartney Davis 17 yd pass from Kellen Mond (Kendrick Rogers pass from Kellen Mond)

<b>Team Stats</b>	<b>LSU</b>	<b>TAMU</b>
FIRST DOWNS	31	33
Rushing	13	16
Passing	17	14
Penalty	1	3
NET YARDS RUSHING	215	234
Rushing Attempts	51	56
Average Per Rush	4.2	4.2
Rushing Touchdowns	4	3
Yards Gained Rushing	259	284
Yards Lost Rushing	44	50
NET YARDS PASSING	281	287
Completions-Attempts-Int	26-39-0	23-51-0
Average Per Attempt	7.2	5.6
Average Per Completion	10.8	12.5
Passing Touchdowns	4	6
TOTAL OFFENSE YARDS	496	521
Total offense plays	90	107
Average Gain Per Play	5.5	4.9
Fumbles: Number-Lost	1-1	2-1
Penalties: Number-Yards	10-70	3-24
PUNTS-YARDS	5-227	5-266
Average Yards Per Punt	45.4	53.2
KICKOFFS-YARDS	5-325	5-324
Average Yards Per Kickoff	65.0	64.8
Touchbacks	5	3
Punt returns: Number-Yards-TD	3--1-0	1--1-0
Kickoff returns: Number-Yds-TD	1-26-0	0-0-0
Interceptions: Number-Yds-TD	0-0-0	0-0-0
Fumble Returns: Number-Yds-TD	1-58-1	0-0-0
Third-Down Conversions	10 of 20	11 of 22
Fourth-Down Conversions	1 of 1	0 of 0
Red-Zone Scores-Chances	7-7	10-10
Touchdowns	6-7	7-10
Field goals	1-7	3-10
Sacks By: Number-Yards	2-19	6-31
Points off turnovers	7	7

# Game 13

#11 LSU

40

January 1, 2019

#7 UCF

32

State Farm Stadium  
Glendale, Ariz.  
57,246

## LSU

RUSHING	Att.	Gain	Lost	Net	TD	Long
Nick Brossette	29	125	8	117	0	24
C. Edwards-Helaire	10	37	5	32	0	15
Joe Burrow	9	34	10	24	0	11
Justin Jefferson	1	0	5	-5	0	0
TEAM	3	0	7	-7	0	0

PASSING	Att.	Comp	Int	Yds	TD	Long	Sacks
Joe Burrow	34	21	1	394	4	49	2

RECEIVING	No.	Yds.	TD	Long
Ja'Marr Chase	6	93	1	32
Justin Jefferson	4	87	2	33
Stephen Sullivan	3	76	0	42
C. Edwards-Helaire	3	25	0	11
Derrick Dillon	2	86	1	49
Foster Moreau	2	22	0	16
Nick Brossette	1	5	0	5

PUNTING	No.	Yds.	Avg.	Long	I20	TB
Zach Von Rosenberg	1	48	48.0	48	0	0
Josh Growden	2	60	30.0	33	2	0

FIELD GOALS	Att.	Made	Long	KICKS
Cole Tracy	4	4	28	Made: 24, 26, 28, 28

Punts			Kickoffs			Interceptions		
No.	Yds.	Lg.	No.	Yds.	Lg.	No.	Yds.	Lg.

<b>ALL RETURNS</b>								
Justin Jefferson	2	1	2	0	0	0	0	0
C. Edwards-Helaire	0	0	0	3	110	77	0	0
JaCoby Stevens	0	0	0	0	0	0	1	1

## UCF

RUSHING	Att.	Gain	Lost	Net	TD	Long
Greg McCrae	10	84	3	81	1	25
O. AnderSson	3	23	0	23	0	12
Adrian Killins	3	17	0	17	0	9
Mar. Williams	1	6	0	6	1	4
Taj McGowan	2	6	0	6	1	4
Darriel Mack	11	45	8	-3	0	20

PASSING	Att.	Comp	Int.	Yds.	TD	Long	Sacks
Darriel Mack	30	11	1	97	1	32	5
Mar. Williams	1	1	0	23	0	23	0

RECEIVING	No.	Yds.	TD	Long
Gabriel Davis	3	59	1	32
M. Colubiale	3	20	0	16
D. Snelson	2	24	0	17
Adrian Killins	2	-8	0	0
Darriel Mack	1	23	0	23
Greg McCrae	1	2	0	2

PUNTING	No.	Yds.	Avg.	Long	I20	TB
Mac Loudermilk	6	297	49.5	58	1	0

FIELD GOALS	Att.	Made	Long	KICKS
Matthew Wright	1	1	37	Made: 37

Punts			Kickoffs			Interceptions		
No.	Yds.	Lg.	No.	Yds.	Lg.	No.	Yds.	Lg.

<b>RETURNS</b>								
Brandon Moore	0	0	0	0	0	0	1	93
Burgess-Becker	0	0	0	1	6	6	0	0

## LSU Knocks Off #7 UCF to Win Fiesta Bowl

The No. 11 LSU football team set a school record with its fourth Top-10 victory of the season, handing previously undefeated and seventh-ranked UCF a 40-32 defeat in the 2019 PlayStation Fiesta Bowl in Glendale, Arizona. LSU earned its 10th win of the season for the first time since 2013. The Tigers trailed 14-3 following a pick-6 midway through the first quarter, but rallied for 21 unanswered points until the final seconds of the second quarter. Junior quarterback **Joe Burrow** was named the Offensive Player of the Game following a 21-of-34 performance for 394 yards and an LSU bowl-record four touchdowns. Burrow's 394 yards tied the fourth-most in LSU passing history. Freshman wide receiver **Ja'Marr Chase** had a game-high six receptions for 93 yards with a touchdown, while **Justin Jefferson** added four catches for 87 yards with touchdown grabs of 22 and 33 yards. **Stephen Sullivan** had three catches for 76 yards, and **Derrick Dillon** had a career-best 86 yards receiving including a 49-yard touchdown. Running back **Nick Brossette** became the 13th Tiger to record 1,000 rushing yards in a single season, as the senior had 117 yards on 29 carries. LSU senior placekicker **Cole Tracy** - who spent the first three seasons of his career at Division II Assumption College - made all four of his field goal attempts (24, 28, 28, 26) to set the NCAA all-division record with 97 career field goals and the LSU single-season record with 29. He also finished his career with 506 points, good for 19th in NCAA history. Defensively, linebacker **Patrick Queen** led the Tigers with nine tackles with a sack, while linebacker **Devin White** had eight tackles, a pass breakup and a forced fumble that led to Dillon's touchdown. Safety **JaCoby Stevens** iced the game with a last-minute interception while collecting six tackles, a half-sack, and three quarterback hurries. Defensive tackle **Rashard Lawrence** dominated up front, earning Defensive Player of the Game honors with five tackles - four behind the line of scrimmage - with two sacks.

Scoring	1	2	3	4	F
LSU	10	14	10	6	40
UCF	14	7	3	8	32

LSU	1Q	12:38	Tracy 24 yd field goal
UCF	1Q	10:56	McCrae 25 yd run (Wright kick)
UCF	1Q	6:39	Moore 93 yd interception return (Wright kick)
LSU	1Q	1:27	Jefferson 22 yd pass from Burrow (Tracy kick)
LSU	2Q	12:59	Dillon 49 yd pass from Burrow (Tracy kick)
LSU	2Q	7:11	Jefferson 33 yd pass from Burrow (Tracy kick)
UCF	2Q	0:04	Davis 32 yd pass from Mack (Wright kick)
LSU	3Q	12:38	Chase 32 yd pass from Burrow (Tracy kick)
LSU	3Q	5:18	Tracy 28 yd field goal
UCF	3Q	3:01	Wright 37 yd field goal
LSU	4Q	12:09	Tracy 28 yd field goal
LSU	4Q	4:12	Tracy 26 yd field goal
UCF	4Q	2:24	McGowan 2 yd run (Anderson pass from Mack)

Team Stats	LSU	UCF
FIRST DOWNS	32	17
Rushing	12	7
Passing	16	5
Penalty	4	5
NET YARDS RUSHING	161	130
Rushing Attempts	52	30
Average Per Rush	3.1	4.3
Rushing Touchdowns	0	2
Yards Gained Rushing	196	181
Yards Lost Rushing	35	51
NET YARDS PASSING	394	120
Completions-Attempts-Int	21-34-1	12-31-1
Average Per Attempt	11.6	3.9
Average Per Completion	18.8	10.0
Passing Touchdowns	4	1
TOTAL OFFENSE YARDS	555	250
Total offense plays	86	61
Average Gain Per Play	6.5	4.1
Fumbles: Number-Lost	1-1	1-1
Penalties: Number-Yards	14-145	12-104
PUNTS-YARDS	3-108	6-297
Average Yards Per Punt	36.0	49.5
KICKOFFS-YARDS	9-535	5-280
Average Yards Per Kickoff	59.4	56.0
Touchbacks	7	1
Punt returns: Number-Yards-TD	2-1-0	0-0-0
Kickoff returns: Number-Yds-TD	3-110-0	1-6-0
Interceptions: Number-Yds-TD	1-1-0	1-93-1
Fumble Returns: Number-Yds-TD	0-0-0	0-0-0
Third-Down Conversions	9 of 18	6 of 15
Fourth-Down Conversions	1 of 1	0 of 1
Red-Zone Scores-Chances	4-5	2-2
Touchdowns	0-5	1-2
Field goals	4-5	1-2
Sacks By: Number-Yards	5-48	2-9
Points off turnovers	7	10



the exclusive marketing and multimedia rights partner of **LSU** Athletics



BMWcenters.com



For more information regarding sponsorship opportunities with LSU Athletics, please contact:

☎ 225.578.8883  
✉ [info@lsusp.com](mailto:info@lsusp.com)

**LSU Sports Properties**  
LSU Athletic Administration Building  
Baton Rouge, LA 70803



Kevin Faulk

ATTEMPTS PER GAME

Table with 3 columns: Rank, Name, Game, and Year. Lists top 32 rushing attempts per game.

SEASON

Table with 3 columns: Rank, Name, Yards, and Year. Lists top 10 rushing seasons.

CAREER

Table with 3 columns: Rank, Name, Yards, and Year. Lists top 10 career rushing totals.

ATTEMPTS PER GAME

Table with 3 columns: Rank, Name, Games, and Year. Lists top 10 rushing attempts per game.



Leonard Fournette

CAREER

Table with 3 columns: Rank, Name, Yards, and Year. Lists top 10 career rushing totals.

YARDS GAINED

Table with 3 columns: Rank, Name, Game, and Year. Lists top 10 rushing yards gained.

SEASON

Table with 3 columns: Rank, Name, Yards, and Year. Lists top 10 rushing seasons.

CAREER

Table with 3 columns: Rank, Name, Games, and Year. Lists top 10 career rushing attempts.



Dalton Hilliard

YARDS PER GAME

SEASON (MIN. 7 GAMES)

Table with 3 columns: Rank, Name, Yards, and Year. Lists top 10 rushing yards per game.

CAREER (MIN. 20 GAMES)

Table with 3 columns: Rank, Name, Yards, and Year. Lists top 10 career rushing yards.

YARDS PER RUSH

GAME (MIN. 10 RUSHES)

Table with 3 columns: Rank, Name, Yards, and Year. Lists top 10 rushing yards per rush.

GAME (MIN. 15 RUSHES)

Table with 3 columns: Rank, Name, Yards, and Year. Lists top 10 rushing yards per game.

GAME (MIN. 40 RUSHES)

Table with 3 columns: Rank, Name, Yards, and Year. Lists top 2 rushing yards per game.

GAME (MIN. 30 RUSHES)

Table with 3 columns: Rank, Name, Yards, and Year. Lists top 2 rushing yards per game.

SEASON (MIN. 150 RUSHES)

Table with 3 columns: Rank, Name, Yards, and Year. Lists top 4 rushing seasons.





**Terry Robiskie**

5.	6.500	Justin Vincent (154/1,001)	2003
6.	5.855	Steve Van Buren (172/1,007)	1943
7.	5.652	Charles Alexander (155/876)	1976
8.	5.585	Kevin Faulk (229/1,279)	1998
9.	5.580	Kevin Faulk (205/1,144)	1997
10.	5.529	Leonard Fournette (187/1,034)	2014

**SEASON (MIN. 200 RUSHES)**

1.	6.901	Jeremy Hill (203/1,401)	2013
2.	6.510	Leonard Fournette (300/1,953)	2015
3.	5.585	Kevin Faulk (229/1,279)	1998
4.	5.580	Kevin Faulk (205/1,144)	1997
5.	5.421	Charles Alexander (311/1,686)	1977
6.	5.410	Charles Scott (217/1,174)	2008
7.	5.278	Derrius Guice (237/1,251)	2017
8.	5.169	Kevin Faulk (248/1,282)	1996
9.	4.992	Dalton Hilliard (254/1,268)	1984
10.	4.987	Terry Robiskie (224/1,117)	1976

**CAREER (MIN. 400 RUSHES)**

1.	6.53	Derrius Guice (471/3074)	2015-17
2.	6.22	Leonard Fournette (616,3830)	2014-16
3.	5.46	Charles Scott (424/2,317)	2006-09
4.	5.32	Kevin Faulk (856/4,557)	1995-98
5.	5.26	Joseph Addai (490/2,577)	2001-05

**YARDS GAINED BY A QUARTERBACK**

<b>GAME</b>			
1.	142	Alvin Dark vs. Ole Miss (11 att.)	1942
2.	139	Paul Lyons at Wisconsin (19 att.)	1971
3.	133	Carl Trimble vs. Colorado (8 att.)	1974
4.	119	Anthony Jennings at Texas A&M (14 att.)	2014
5.	118	Nelson Stokley vs. Kentucky (15 att.)	1965
6.	114	Lynn Amedee vs. Tulane (12 att.)	1961
7.	101	Herb Tyler vs. Ole Miss (17 att.)	1997
8.	100	<b>Joe Burrow at Texas A&amp;M (29 att.)</b>	<b>2018</b>
	100	Jordan Jefferson vs. Tennessee (5 att.)	2010

**SEASON**

1.	450	Jordan Jefferson	2010
2.	449	Nelson Stokley	1965
3.	433	Alvin Dark	1942
4.	412	Fred Haynes	1966
5.	<b>399</b>	<b>Joe Burrow</b>	<b>2018</b>
6.	398	David Woodley	1978
7.	394	Paul Lyons	1971
8.	362	Alan Risher	1980
9.	348	Marcus Randall	2002
10.	299	Nelson Stokley	1967

**CAREER**

1.	1,018	Jordan Jefferson	2008-11
2.	938	Lee Hedges	1949-51
3.	890	Fred Haynes	1966-68
4.	829	David Woodley	1976-79
5.	821	Nelson Stokley	1965-67
6.	778	Herb Tyler	1995-98
7.	671	Paul Lyons	1970-72
8.	617	Marcus Randall	2001-04
9.	542	Alan Risher	1980-82
10.	504	Steve Ensminger	1976-79



**Charles Scott**

**TOUCHDOWNS RUSHING**

<b>GAME</b>			
1.	5	Kevin Faulk vs. Kentucky	1997
2.	4	Derrius Guice vs. Texas A&M	2016
	4	Leonard Fournette vs. Texas Tech	2015
	4	LaBrandon Toefield vs. Utah State	2001
	4	Rondell Mealey vs. New Mexico State	1996
	4	Harvey Williams vs. Miami (Ohio)	1990
	4	Dalton Hilliard vs. Kentucky	1984
	4	Charles Alexander vs. Oregon	1977
9.	3	By many	
		<b>Last: Joe Burrow vs. Texas A&amp;M</b>	<b>2018</b>

**SEASON**

1.	22	Leonard Fournette	2015
2.	19	LaBrandon Toefield	2001
3.	18	Charles Scott	2008
4.	17	Charles Alexander	1977
5.	16	Jeremy Hill	2013
6.	15	Derrius Guice	2016
	15	Kevin Faulk	1997
	15	Stevan Ridley	2010
9.	14	Nick Brossette	2018
	14	Dalton Hilliard	1985
	14	Charles Alexander	1978

**CAREER**

1.	46	Kevin Faulk	1995-98
2.	44	Dalton Hilliard	1982-85
3.	40	Leonard Fournette	2014-16
	40	Charles Alexander	1975-78
5.	32	Charles Scott	2006-09
6.	29	Derrius Guice	2015-17
	29	Rondell Mealey	1996-99
	29	Terry Robiskie	1973-76
9.	28	Jeremy Hill	2012-13
10.	27	Kenny Hilliard	2011-14
	27	Harvey Williams	1986-90
	27	Garry James	1982-85

**RUSHING TDS BY A QUARTERBACK**

<b>GAME</b>			
1.	3	<b>Joe Burrow vs. Texas A&amp;M</b>	<b>2018</b>
	3	Herb Tyler vs. Kentucky	1998
	3	David Woodley vs. Tulane	1978
	3	Paul Lyons at Wisconsin	1971
	3	Nelson Stokley vs. Tulane	1967
6.	2	22 occasions	
		<b>Last: Joe Burrow vs. Georgia</b>	<b>2018</b>

**SEASON**

1.	7	<b>Joe Burrow</b>	<b>2018</b>
	7	Jordan Jefferson	2010
	7	Herb Tyler	1998
	7	Herb Tyler	1997
	7	Herb Tyler	1996
	7	Jeff Wickersham	1983
	7	David Woodley	1979
8.	6	Alan Risher	1980
	6	Steve Ensminger	1977
	6	Paul Lyons	1971
	6	Nelson Stokley	1967
	6	Nelson Stokley	1965



**Harvey Williams**

**CAREER**

1.	23	Herb Tyler	1995-98
2.	15	David Woodley	1977-79
3.	13	Alan Risher	1980-82
	13	Nelson Stokley	1965-67
5.	12	Jordan Jefferson	2008-11
6.	10	Steve Ensminger	1976-79
7.	9	Jeff Wickersham	1982-85
8.	8	Bert Jones	1970-72
	8	Mike Hillman	1967-69
10.	7	<b>Joe Burrow</b>	<b>2018</b>
	7	Brandon Harris	2014-16
	7	Billy Broussard	1973-74

**LONGEST RUSHING TOUCHDOWNS**

1.	96	Derrius Guice vs. Arkansas	2016
2.	94	Sal Nicolo vs. Rice	1952
	94	Jesse Fatheree vs. Georgia	1935
4	90	Cotton Milner vs. Auburn	1936
5.	89	Leonard Fournette vs. Notre Dame	2014
6.	88	Adrian Dodson vs. Tulane	1940
7.	87	Leonard Fournette vs. South Carolina	2015
	87	Jacob Hester vs. Louisiana Tech	2007
	87	Justin Vincent vs. Georgia	2003
10.	86	Jeff Burkett vs. Georgia Navy	1942
11.	83	Jordan Jefferson vs. Tennessee	2010
12.	81	Kevin Faulk vs. Idaho	1998
	81	Ripper Rowan vs. Alabama	1944
14.	80	Kevin Faulk vs. Houston	1996
15.	79	D.J. Chark vs. Texas Tech	2015

**200-YARD GAMES**

<b>SEASON</b>			
1.	4	Leonard Fournette	2015
2.	2	Derrius Guice	2016
	2	Charles Alexander	1977

**CAREER**

1.	5	Leonard Fournette	2014-16
2.	4	Kevin Faulk	1995-98
3.	3	Derrius Guice	2015-17
4.	2	Charles Alexander	1975-78

**100-YARD GAMES**

<b>SEASON</b>			
1.	10	Leonard Fournette	2015
	10	Charles Alexander	1977
3.	8	Steve Van Buren	1943
4.	7	Jeremy Hill	2013
	7	Kevin Faulk	1996
	7	Charles Alexander	1978
7.	6	Derrius Guice	2016
	6	Charles Scott	2008
	6	Kevin Faulk	1997
	6	Dalton Hilliard	1984



Jacob Hester



Joseph Addai



Garry James

**CAREER**

1.	22	Kevin Faulk	1995-98
2.	20	Charles Alexander	1975-78
3.	19	Leonard Fournette	2014-16
5.	19	Dalton Hilliard	1982-85
6.	12	Derrius Guice	2015-17
6.	11	Jeremy Hill	2012-13
7.	8	Charles Scott	2006-09
8	8	Rondell Mealey	1996-99
8	8	Harvey Williams	1986-90
8	8	Steve Van Buren	1941-43

**200-YARD RUSHING GAMES (21)**

NAME	OPPONENT	YARDS (ATT.)
Derrius Guice	Texas A&M, 2016	285 (37)
Leonard Fournette	Ole Miss, 2016	284 (16)
Derrius Guice	Ole Miss, 2017	276 (22)
Derrius Guice	Arkansas, 2016	252 (21)
Alley Broussard	Ole Miss, 2004	250 (26)
Kevin Faulk	Houston, 1996	246 (21)
Leonard Fournette	Syracuse, 2015	244 (26)
Charles Alexander	Oregon, 1977	237 (31)
Kevin Faulk	Michigan State, 1995*	234 (25)
Leonard Fournette	E. Michigan, 2015	233 (26)
Cecil Collins	Auburn, 1997	232 (27)
Charles Alexander	Wyoming, 1977	231 (43)
Leonard Fournette	Auburn, 2015	228 (19)
Rondell Mealey	Notre Dame, 1997*	222 (34)
Jeremy Hill	Iowa, 2013*	216 (28)
Harvey Williams	Kentucky, 1990	214 (28)
Terry Robiskie	Rice, 1976	214 (30)
Leonard Fournette	Texas Tech, 2015*	212 (29)
Kevin Faulk	Kentucky, 1997	212 (28)
Justin Vincent	Georgia, 2003	201 (18)
Kevin Faulk	Alabama, 1998	201 (30)

**100-YARD RUSHING GAMES (283)**

NAME	OPPONENT	YARDS (ATT.)
Charles Alexander	Tulane, 1977	199 (41)
Charles Alexander	Stanford, 1977 *	197 (31)
Harvey Williams	Rice, 1987	196 (10)
Billy Baggett	Ole Miss, 1950	192 (11)
Jeremy Hill	Auburn, 2013	184 (25)
LaBrandon Toefield	Utah State, 2001	183 (27)
Dalton Hilliard	Florida State, 1982	183 (36)
Charles Alexander	Vanderbilt, 1977	183 (26)
Harvey Williams	Tulane, 1987	181 (19)
Leonard Fournette	Florida, 2015	180 (31)
Kevin Faulk	Arkansas State, 1998	180 (17)
Cecil Collins	Akron, 1997	179 (20)
Kevin Faulk	Idaho, 1998	178 (13)
Dalton Hilliard	Tulane, 1985	174 (39)
LaBrandon Toefield	Arkansas, 2001	173 (30)
Kevin Faulk	Ole Miss, 1997	172 (25)
Cecil Collins	Mississippi State, 1997	172 (22)
Kevin Faulk	Mississippi State, 1995	171 (23)
Jimmy Taylor	Tulane, 1957	171 (19)
Kevin Faulk	Mississippi State, 1996	170 (32)
Dalton Hilliard	East Carolina, 1985	170 (26)
Charles Alexander	Florida, 1977	170 (31)
Jimmy Taylor	Arkansas, 1956	170 (20)
Kevin Faulk	Alabama, 1997	168 (27)
Dalton Hilliard	Wichita State, 1984	166 (17)

Garry James	Tulane, 1982	166 (18)
Harvey Williams	Ole Miss, 1987	165 (14)
Dalton Hilliard	Kentucky, 1984	164 (31)
Derrius Guice	Missouri, 2016	163 (17)
Derrius Guice	Southern Miss, 2016	162 (16)
Derrius Guice	South Carolina, 2015	161 (16)
Rondell Mealey	Houston, 1996	161 (14)
Charles Scott	Appalachian State, 2008	160 (16)
Kevin Faulk	North Texas, 1995	160 (19)
Steve Van Buren	Texas A&M, 1943*	160 (22)
Leonard Fournette	Mississippi State, 2015	159 (28)
Leonard Fournette	Texas A&M, 2015	159 (32)
Stevan Ridley	Vanderbilt, 2010	159 (17)
Kevin Faulk	Ole Miss, 1995	159 (23)
Leonard Fournette	South Carolina, 2015	158 (20)
Rondell Mealey	San Jose State, 1999	158 (24)
Jeremy Hill	Mississippi State, 2013	157 (16)
Joseph Addai	Florida, 2005	156 (32)
Charles Alexander	Florida, 1978	156 (40)
Charles Alexander	Tulane, 1978	156 (28)
Brad Davis	South Carolina, 1973	156 (25)
Derrius Guice	Jacksonville State, 2016	155 (19)
Charles Alexander	Rice, 1977	155 (16)
Don Schwab	Tulane, 1963	154 (20)
Dalton Hilliard	Vanderbilt, 1984	152 (25)
Charles Alexander	Vanderbilt, 1976	152 (17)
Dalton Hilliard	Colorado State, 1985	151 (25)
Leonard Fournette	Western Kentucky, 2015	150 (26)
Terrence Magee	Texas A&M, 2013	149 (13)
Kevin Faulk	Tulane, 1996	148 (27)
Jessie Myles	Florida, 1980	148 (21)
Derrius Guice	Arkansas, 2017	147 (21)
Leonard Fournette	Mississippi State, 2016	147 (28)
Charles Alexander	Ole Miss, 1978	147 (28)
Leonard Fournette	Texas A&M, 2014	146 (19)
<b>Clyde Edwards-Helaire</b>	<b>Georgia, 2018</b>	<b>145 (19)</b>
Jeremy Hill	Arkansas, 2013	145 (20)
Dalton Hilliard	Arizona, 1984	145 (29)
Jim Dousay	Tulane, 1967	145 (29)
Charles Scott	Georgia, 2008	144 (21)
Charles Alexander	Indiana, 1978	144 (32)
Charles Alexander	Rice, 1978	144 (24)
Steve Van Buren	Georgia, Sept. 1943	144 (25)
Leonard Fournette	Notre Dame, 2014 *	143 (11)
Jeremy Hill	Furman, 2013	143 (14)
Brad Davis	Alabama, 1973	143 (17)
Jermaine Sharp	Tulane, 1994	142 (15)
Dalton Hilliard	North Carolina, 1985	142 (31)
Lee Hedges	Tulane, 1949	142 (12)
Alvin Dark • QB	Ole Miss, 1942	142 (11)
Kenny Hilliard	North Texas, 2012	141 (13)
Charles Scott	Mississippi State, 2008	141 (27)
Charles Alexander	Utah, 1976	141 (22)
Leonard Fournette	Florida, 2014	140 (27)
Ode'll Beckham Sr.	Tulane, 1991	140 (23)
Billy Cannon	Alabama, 1957	140 (8)
Paul Lyons • QB	Wisconsin, 1971	139 (19)
Derrius Guice	Louisville, 2016 *	138 (26)
Leonard Fournette	Wisconsin, 2016	138 (23)
Kevin Faulk	Arkansas, 1997	138 (28)
Kevin Faulk	Kentucky, 1996	138 (21)
Charles Alexander	Ole Miss, 1976	138 (16)
Jeff Burkett	Georgia Navy, 1942	138 (14)
Nick Brossette	Southeastern La., 2018	137 (19)
<b>Clyde Edwards-Helaire</b>	<b>Louisiana Tech, 2018</b>	<b>136 (20)</b>

Harvey Williams	Tulane, 1990	136 (27)
Charles Alexander	Mississippi State, 1977	136 (29)
Don Schwab	Florida, 1964	136 (19)
Kevin Faulk	Vanderbilt, 1997	135 (31)
Robert Davis	Texas A&M, 1992	134 (15)
Harvey Williams	Georgia, 1986	133 (24)
Dalton Hilliard	Tulane, 1984	133 (24)
Dalton Hilliard	Oregon State, 1982	133 (18)
Charles Alexander	Missouri, 1978 *	133 (24)
Carl Otis Trimble • QB	Colorado, 1974	133 (8)
Charles Scott	Auburn, 2008	132 (21)
Harvey Williams	Georgia, 1990	132 (24)
Steve Van Buren	ASTU, 1943	132 (43)
Rondell Mealey	Kentucky, 1997	131 (13)
Darrel Williams	Missouri, 2016	130 (21)
Joseph Addai	Miami (Fla.), 2005*	130 (24)
Jermaine Sharp	South Carolina, 1994	130 (23)
Dan Sandifer	Texas A&M, 1945	130 (11)
LaBrandon Toefield	Kentucky, 2001	129 (28)
Rondell Mealey	Auburn, 1997	129 (12)
Jermaine Sharp	Mississippi State, 1994	129 (23)
Terry Robiskie	Ole Miss, 1976	129 (24)
Dalton Hilliard	Florida State, 1983	128 (20)
Garry James	Oregon State, 1982	128 (12)
Derrius Guice	Texas A&M, 2017	127 (28)
Terrence Magee	Kentucky, 2014	127 (9)
Jeremy Hill	Texas A&M, 2012	127 (17)
Justin Vincent	Auburn, 2003	127 (14)
Dalton Hilliard	Florida, 1982	127 (26)
Jacob Hester	Arkansas, 2007	126 (28)
Keiland Williams	Virginia Tech, 2007	126 (7)
Terry Robiskie	Kentucky, 1976	126 (24)
Adrian Dodson	Holy Cross, 1940	126 (26)
Nick Brossette	Miami, 2018	125 (22)
Kevin Faulk	Arkansas, 1996	125 (36)
James Jacquet	Ole Miss, 1991	125 (13)
Levi Johns	Ole Miss, 1953	125 (16)
Jeremy Hill	Clemson, 2012*	124 (12)
Jeremy Hill	South Carolina, 2012	124 (17)
Shyrone Carey	Western Illinois, 2003	124 (21)
Dalton Hilliard	Mississippi State, 1985	124 (22)
Alfred Blue	North Texas, 2012	123 (16)
Stevan Ridley	Tennessee, 2010	123 (22)
Kevin Faulk	Mississippi State, 1998	123 (24)
Dalton Hilliard	Ole Miss, 1982	123 (23)
Charles Alexander	Wake Forest, 1978	123 (31)
Leroy Labat	Mississippi State, 1951	123 (29)
Gene Knight	Ole Miss, 1945	123 (13)
Derrius Guice	BYU, 2017	122 (27)
Leonard Fournette	New Mexico State, 2014	122 (18)
Domanick Davis	Mississippi State, 2002	122 (18)
Domanick Davis	Illinois, 2001*	122 (28)
Garry James	Wichita State, 1984	122 (21)
Billy Cannon	Tennessee, 1959	122 (22)
Jeremy Hill	Florida, 2013	121 (19)
Rondell Mealey	New Mexico State, 1996	121 (12)
Dalton Hilliard	Washington, 1983	121 (21)
Dalton Hilliard	South Carolina, 1983	121 (24)
Hokie Gajan	Rice, 1978	121 (21)
Ebert Van Buren	Texas A&M, 1949	121 (14)
Jacob Hester	Tennessee, 2007	120 (23)
LaBrandon Toefield	Auburn, 2001	120 (19)
LaBrandon Toefield	Tennessee, 2000	120 (25)
Anthony Jennings • QB	Texas A&M, 2014	119 (14)
Alfred Blue	Western Kentucky, 2011	119 (9)



**Rondell Mealey**



**Stevan Ridley**



**LaBrandon Toefield**

LaBrandon Toefield	Mississippi State, 2000	119 (26)
Chris Dantin	Rice, 1972	119 (23)
Rondell Mealey	North Texas, 1999	118 (13)
Dalton Hilliard	Notre Dame, 1984	118 (13)
Dalton Hilliard	Tulane, 1983	118 (28)
Hokie Gajan	Rice, 1979	118 (19)
Allen Shorey	Alabama, 1969	118 (26)
Tommy Allen	Kentucky, 1967	118 (19)
Nelson Stokley • QB	Kentucky, 1965	118 (15)
Steve Van Buren	TCU, 1943	118 (23)
Nick Brossette	UCF, 2018*	117 (29)
Jeremy Hill	Kent State, 2013	117 (11)
Justin Vincent	Oklahoma, 2003*	117 (16)
Kevin Faulk	Ole Miss, 1996	117 (28)
Gene Lang	Mississippi State, 1980	117 (11)
Charles Alexander	Indiana, 1977	117 (24)
Brad Davis	Tulane, 1974	117 (23)
Art Cantrelle	Ole Miss, 1970	117 (25)
Billy Cannon	Tulane, 1958	117 (15)
Jimmy Taylor	Ole Miss, 1957	117 (15)
Albin Collins	Mississippi State, 1947	117 (17)
Kenny Hilliard	Idaho, 2012	116 (11)
Stevan Ridley	West Virginia, 2010	116 (20)
Keiland Williams	Louisiana Tech, 2009	116 (15)
Eddie Fuller	Tennessee, 1988	116 (18)
Garry James	Florida State, 1982	116 (20)
Jacob Hester	Louisiana Tech, 2007	115 (11)
Chris Dantin	Wisconsin, 1972	115 (27)
Eddie Ray	Tulane, 1969	115 (21)
Johnny Robinson	Tennessee, 1959	115 (17)
Jerry Marchand	Tulane, 1952	115 (13)
Charles Scott	Tulane, 2008	114 (12)
Kevin Faulk	Vanderbilt, 1996	114 (19)
Eddie Fuller	Ole Miss, 1988	114 (21)
Lynn Amedee • QB	Tulane, 1961	114 (12)
Levi Johns	Arkansas, 1955	114 (15)
Steve Van Buren	Texas A&M, 1943	114 (22)
Leonard Fournette	Ole Miss, 2014	113 (23)
Domanick Davis	South Carolina, 2002	113 (26)
Art Cantrelle	Texas A&M, 1970	113 (26)
Dan Sandifer	Miami (Fla.), 1946	113 (11)
Bill Montgomery	Ole Miss, 1945	113 (11)
Steve Van Buren	Rice, 1943	113 (19)
Charles Scott	Tulane, 2009	112 (18)
Justin Vincent	Arkansas, 2003	112 (18)
Vincent Gonzales	Florida, 1955	112 (23)
LaBrandon Toefield	Miami (Ohio), 2002	111 (17)
Jermaine Sharp	Arkansas, 1994	111 (9)
Levi Johns	Texas Tech, 1954	111 (21)
James Roshto	Alabama, 1951	111 (11)
Kenny Hilliard	Wisconsin, 2014	110 (18)
Eddie Fuller	Ohio, 1989	110 (8)
Charles Alexander	Alabama, 1977	110 (22)
Steve Van Buren	Georgia, Oct. 1943	110 (22)
Spencer Ware	Florida, 2011	109 (24)
Joseph Addai	Arizona State, 2005	109 (16)
Alley Broussard	Iowa, 2004*	109 (13)
Domanick Davis	North Texas, 1999	109 (17)
Terry Robiskie	South Carolina, 1975	109 (26)
Joe Labruzzo	TCU, 1963	109 (12)
Sal Nicolo	Rice, 1952	109 (4)
Leonard Fournette	Ole Miss, 2015	108 (25)
Terrence Magee	Kent State, 2013	108 (9)
Terrence Magee	Furman, 2013	108 (7)
Alley Broussard	South Carolina, 2003	108 (19)
Kevin Faulk	Notre Dame, 1998	108 (31)

Billy Cannon	Kentucky, 1958	108 (12)
Earl Gros	Mississippi State, 1961	108 (14)
Jeremy Hill	Alabama, 2012	107 (29)
Spencer Ware	Mississippi State, 2011	107 (22)
Keiland Williams	Notre Dame, 2006*	107 (14)
Joseph Addai	Ole Miss, 2004	107 (14)
Terry Robiskie	Vanderbilt, 1976	107 (17)
Darrel Williams	Texas A&M, 2017	106 (12)
Jacob Hester	Florida, 2007	106 (23)
Alley Broussard	Louisiana Tech, 2003	106 (16)
Domanick Davis	Ole Miss, 2000	106 (25)
Odell Beckham Sr.	Colorado State, 1992	106 (7)
Sam Martin	Georgia, 1986	106 (11)
Hokie Gajan	Florida State, 1979	106 (24)
Steve Rogers	Tulane, 1974	106 (22)
Jim Benglis	Texas A&M, 1971	106 (6)
Bill Schroll	Rice, 1947	106 (10)
Jabbo Stell	Loyola, 1937	106 (11)
Joseph Addai	Auburn, 2005	105 (24)
Stevan Ridley	Texas A&M, 2010*	105 (24)
Justin Vincent	Ole Miss, 2003	105 (22)
Kevin Faulk	Notre Dame, 1997	105 (26)
Jerry Murphree	Florida, 1977	105 (25)
Joe Labruzzo	Mississippi State, 1965	105 (15)
Jerry Marchand	Arkansas, 1953	105 (21)
Jay Johnson	Ole Miss, 1993	104 (15)
Hokie Gajan	Kentucky, 1979	104 (20)
Don Schwab	Tulane, 1964	104 (20)
Jimmy Taylor	Oklahoma A&M, 1956	104 (12)
Darrel Williams	Ole Miss, 2017	103 (22)
Rondell Mealey	Akron, 1997	103 (15)
Gene Knight	Miami (Fla.), 1946	103 (18)
Bill Montgomery	Georgia Tech, 1945	103 (17)
Derrius Guice	Chattanooga, 2017	102 (15)
Kenny Hilliard	Arkansas, 2011	102 (19)
Spencer Ware	Texas A&M, 2010*	102 (10)
Charles Scott	North Texas, 2008	102 (7)
Joseph Addai	Vanderbilt, 2005	102 (24)
Justin Vincent	Arkansas State, 2004	102 (13)
Kendall Cleveland	Arkansas, 1995	102 (24)
Eddie Ray	Alabama, 1969	102 (16)
Jim Dousay	Mississippi State, 1967	102 (19)
Don Schwab	Mississippi State, 1964	102 (22)
Danny LeBlanc	Kentucky, 1963	102 (23)
Don Schwab	TCU, 1963	102 (16)
O.K. Ferguson	Florida, 1955	102 (24)
Zollie Toth	Ole Miss, 1949	102 (18)
Leonard Fournette	Auburn, 2016	101 (16)
Alfred Blue	Washington, 2012	101 (14)
Charles Scott	Tulane, 2006	101 (15)
Herb Tyler • QB	Ole Miss, 1997	101 (17)
Arthur Cantrelle	Wisconsin, 1971	101 (11)
Edward Campbell	North Carolina, 1961	101 (10)
Billy Baggett	Vanderbilt, 1950	101 (19)
Steve Van Buren	Georgia Tech, 1943	101 (14)
Sulcer Harris	Louisiana Tech, 1941	101 (9)
<b>Joe Burrow • QB</b>	<b>Texas A&amp;M, 2018</b>	<b>100 (29)</b>
Jordan Jefferson • QB	Tennessee, 2010	100 (5)
Harvey Williams	Florida State, 1990	100 (22)
Joe Labruzzo	Kentucky, 1965	100 (14)
Vincent Gonzales	Texas Tech, 1954	100 (18)
Bill Montgomery	Georgia, 1945	100 (11)

\* - Denotes bowl game



**100 Yard History**

Darrel Williams became the first player in LSU history to record 100 yards rushing and receiving in the same game when he accomplished the feat in the 40-24 win over Ole Miss on Oct. 21, 2018 in Oxford, Miss. Williams put his name in the record books that night with 103 rushing yards and 105 receiving yards on four catches, which included a 63-yard reception.



**Charles Alexander**



**Derrius Guice**



**Justin Vincent**

**CONSECUTIVE 100-YARD RUSHING GAMES**

1.	9	Leonard Fournette	2014-15
		146 vs. Texas A&M, 143 vs. Notre Dame*, 159 at #25 Mississippi State, 228 vs. #18 Auburn, 244, at Syracuse, 233 vs. Eastern Michigan, 158 vs. South Carolina, 180 vs. #8 Florida, 150 vs. Western Kentucky	
	9	Charles Alexander	1977-78
		110 vs. #2 Alabama, 136 vs. Mississippi State, 199 at Tulane, 231 vs. Wyoming, 197 vs. Stanford*, 144 vs. Indiana, 123 vs. Wake Forest, 144 at Rice, 156 at Florida	
3.	7	Leonard Fournette	2015-16
		108 at #22 Ole Miss, 159 vs. Texas A&M, 212 vs. Texas Tech*, 138 vs. Wisconsin, 147 vs. Mississippi State, 101 at Auburn, 284 vs. #23 Ole Miss	
	7	Steve Van Buran	1943
		144 vs. Georgia, 113 vs. Rice, 114 vs. Texas A&M, 132 vs. Louisiana Army (STU) 110 vs. Georgia, 118 vs. TCU, 101 vs. Georgia Tech	
5.	5	Kevin Faulk	1997
		172 vs. Ole Miss, 212 at Kentucky, 168 at Alabama, 105 vs. Notre Dame, 138 vs. Arkansas	
6.	4	Derrius Guice	2016-17
		285 at Texas A&M, 138 vs. Louisville*, 122 vs. BYU, 102 vs Chattanooga	
	4	Charles Scott	2008
		160 vs. Appalachian State, 102 vs. North Texas, 132 at #10 Auburn, 141 vs. Mississippi State	
	4	Justin Vincent	2003
		105 at Ole Miss, 112 vs. Arkansas, 201 vs. #5 Georgia*, 117 vs. #1 Oklahoma*	
9.	3	Jeremy Hill	2012
		124 vs. #3 South Carolina, 127 at #20 Texas A&M, 107 vs. #1 Alabama	
	3	Joseph Addai	2005
		102 at Vanderbilt, 156 vs. #11 Florida, 105 vs. #16 Auburn	

3	Cecil Collins	1997	
	172 at Mississippi State, 232 vs. #12 Auburn, 179 vs. Akron		
3	Kevin Faulk	1996	
	117 at Ole Miss, 148 vs. Tulane, 125 at Arkansas		
3	Dalton Hilliard	1984	
	152 at #16 Kentucky, 164 vs. Notre Dame, 118 vs. Ole Miss		
3	Terry Robiskie	1976	
	107 vs. Vanderbilt, 126 at Kentucky, 129 vs. Ole Miss		
3	Don Schwab	1964	
	102 vs. Mississippi State, 104 at Tulane, 136 vs. Florida		
16.	2	Nick Brossette	2018
	125 vs. Miami, 137 vs. Southeastern La.		
	2	Derrius Guice	2016
	163 vs. Missouri, 162 vs. Southern Miss		
	2	Jeremy Hill	2013
	145 vs. Arkansas, 216 vs. Iowa*		
	2	Jeremy Hill	2013
	157 at Mississippi State, 121 vs. #17 Florida		
	2	Jeremy Hill	2013
	117 vs. Kent State, 185 vs. Auburn		
	2	Alfred Blue	2012
	123 vs. North Texas, 101 vs. Washington		
	2	Stevan Ridley	2010
	116 at #22 West Virginia, 123 vs. Tennessee		
	2	Charles Scott	2008
	144 vs. #9 Georgia, 114 vs. Tulane		
	2	Jacob Hester	2007
	126 vs. Arkansas, 120 vs. #14 Tennessee*		
	2	LaBrandon Toefield	2001
	173 vs. #24 Arkansas, 120 vs. #25 Auburn		
	2	Rondell Mealey	1999
	158 vs. San Jose State, 118 vs. North Texas		
	2	Kevin Faulk	1998
	201 vs. Alabama, 108 at #10 Notre Dame		

2	Rondell Mealey	1997
	129 vs. #12 Auburn, 103 vs. Akron	
2	Kevin Faulk	1996
	138 vs. Kentucky, 170 vs. Mississippi State	
2	Kevin Faulk	1995-96
	234 vs. Michigan State*, vs. Houston	
2	Jermaine Sharp	1994
	142 at Tulane, 111 at Arkansas	
2	Harvey Williams	1990
	214 vs. Kentucky, 100 at #12 Florida State	
2	Dalton Hilliard	1985
	174 at Tulane, 170 vs. East Carolina	
2	Dalton Hilliard	1985
	148 at North Carolina, 151 vs. Colorado State	
2	Dalton Hilliard	1984
	166 vs. Wichita State, 145 vs. Arizona	
2	Garry James	1982
	116 vs. #7 Florida State, 166 vs. Tulane	
2	Hokie Gajan	1979
	104 vs. Kentucky, 106 vs. #8 Florida State	
2	Charles Alexander	1977
	170 vs. #9 Florida, 183 at Vanderbilt	
2	Charles Alexander	1976-77
	141 vs. Utah, 117 at Indiana	
2	Chris Dantin	1972
	115 vs. Wisconsin, 119 at Rice	
2	Jim Dousay	1967
	102 vs. Mississippi State, 145 vs. Tulane	
2	Billy Baggett	1950
	192 vs. Ole Miss, 101 at Vanderbilt	

^ = Denotes SEC Championship Game; \* - Denotes bowl game

**CONSECUTIVE 100-YARD RUSHING GAMES**

PLAYER	YEAR	STREAK
Leonard Fournette	2014-15	9
Charles Alexander	1977-78	9
Leonard Fournette	2016-15	7
Steve Van Buren	1943	7
Kevin Faulk	1997	5
Derrius Guice	2016-17	4
Charles Scott	2008	4
Justin Vincent	2003	4
Jeremy Hill	2012	3
Joseph Addai	2005	3
Cecil Collins	1997	3
Kevin Faulk	1996	3
Dalton Hilliard	1984	3
Terry Robiskie	1976	3

PLAYER	YEAR	STREAK
Don Schwab	1964	3
Nick Brossette	2018	2
Derrius Guice	2016	2
Jeremy Hill	2013 (3x)	2
Alfred Blue	2012	2
Stevan Ridley	2010	2
Charles Scott	2008	2
Jacob Hester	2007	2
LaBrandon Toefield	2001	2
Rondell Mealey	1999	2
Kevin Faulk	1998	2
Rondell Mealey	1997	2
Kevin Faulk	1996	2
Kevin Faulk	1995-96	2

PLAYER	YEAR	STREAK
Jermaine Sharp	1994	2
Harvey Williams	1990	2
Dalton Hilliard	1985 (2x)	2
Dalton Hilliard	1984	2
Garry James	1982	2
Hokie Gajan	1979	2
Charles Alexander	1977	2
Charles Alexander	1976-77	2
Chris Dantin	1972	2
Jim Dousay	1967	2
Billy Baggett	1950	2

## SAME GAME 100-YARD RUSHING PERFORMANCES

NAMES (YARDS) OPPONENT	COMBINED ATT./YDS.	
Derrius Guice (28/127) and Darrel Williams (12/106)	Texas A&M, 2017	40/233
Derrius Guice (22/276) and Darrel Williams (22/103)	Ole Miss, 2017	44/379
Derrius Guice (17/163) and Darrel Williams (21/130)	Missouri, 2016	38/293
Derrius Guice (16/161) and Leonard Fournette (20/158)	South Carolina, 2015	36/319
Leonard Fournette (19/146) and Anthony Jennings (14/119)	Texas A&M, 2014	33/265
Jeremy Hill (14/143) and Terrence Magee (7/108)	Furman, 2013	21/251
Jeremy Hill (11/117) and Terrence Magee (9/108)	Kent State, 2013	20/225
Kenny Hilliard (13/141) and Alfred Blue (16/123)	North Texas, 2012	29/264
Stevan Ridley (24/105) and Spencer Ware (10/102)	Texas A&M, 2010*	34/207
Stevan Ridley (22/123) and Jordan Jefferson (5/100)	Tennessee, 2010	27/223
Alley Broussard (26/250) and Joseph Addai (14/107)	Ole Miss, 2004	40/357
Rondell Mealey (13/118) and Domanick Davis (17/109)	North Texas, 1999	30/227
Kevin Faulk (28/212) and Rondell Mealey (13/131)	Kentucky, 1997	41/343
Kevin Faulk (25/172) and Herb Tyler (17/101)	Ole Miss, 1997	42/273
Cecil Collins (27/232) and Rondell Mealey (12/129)	Auburn 1997	39/361
Kevin Faulk (21/246) and Rondell Mealey (14/161)	Houston, 1996	35/407
Derrius Guice (24/133) and Sam Martin (11/109)	Georgia, 1986	35/242
Dalton Hilliard (17/166) and Garry James (21/122)	Wichita State, 1984	38/288
Dalton Hilliard (36/183) and Garry James (20/116)	Florida State, 1982	56/299
Dalton Hilliard (18/133) and Garry James (12/128)	Oregon State, 1982	30/261
Charles Alexander (24/144) and Hokie Gajan (21/121)	Rice, 1978	45/265
Charles Alexander (31/170) and Jerry Murphree (25/105)	Florida, 1977	56/275
Charles Alexander (16/138) and Terry Robiskie (24/129)	Ole Miss, 1976	40/267
Brad Davis (23/117) and Steve Rogers (22/106)	Tulane, 1974	55/223
Paul Lyons (19/139) and Arthur Cantrelle (11/101)	Wisconsin, 1971	30/240
Nelson Stokley (15/114) and Joe Labruzzo (14/100)	Kentucky, 1965	29/214
Joe Labruzzo (12/109) and Don Schwab (16/102)	TCU, 1963	28/211
Billy Cannon (22/122) and Johnny Robinson (17/115)	Tennessee, 1959	39/237
Vincent Gonzales (23/112) and O.K. Ferguson (24/102)	Florida, 1955	47/214
Levi Johns (21/111) and Vincent Gonzales (18/100)	Texas Tech, 1954	39/211
Dan Sandifer (11/113) and Gene Knight (18/103)	Miami (Fla.), 1946	29/216
Gene Knight (13/123) and Bill Montgomery (11/113)	Ole Miss, 1945	24/236

\* - denotes bowl game

## 1,000-YARD RUSHERS • SEASON

PLAYER	YEAR	YARDS	CARRIES	AVG	GAMES TO 1,000
Leonard Fournette	2015	1,953	300	6.5	5
Charles Alexander	1977	1,686	311	5.4	7
Jeremy Hill *	2013	1,401	203	6.9	10
Derrius Guice	2016	1,387	183	7.6	11
Kevin Faulk	1996	1,282	248	5.2	9
Kevin Faulk	1998	1,279	229	5.6	9
Dalton Hilliard	1984	1,268	254	5.0	9
Derrius Guice *	2017	1,251	237	5.3	10
Charles Scott	2008	1,174	217	5.4	10
Charles Alexander	1978	1,172	281	4.2	10
Stevan Ridley	2010	1,147	249	4.6	12
Kevin Faulk *	1997	1,144	205	5.6	8
Dalton Hilliard	1985	1,134	258	4.4	11
Terry Robiskie	1976	1,117	224	5.0	10
Jacob Hester	2007	1,103	225	4.9	13
Nick Brossette	2018	1,039	240	4.3	13
Leonard Fournette	2014	1,034	187	5.5	13
Steve Van Buren	1943	1,007	172	5.9	9
Justin Vincent	2003	1,001	154	6.5	14
Harvey Williams	1987	1,001	154	6.5	11

\* Faulk did not play against Mississippi State and Auburn in 1997;

Hill did not play versus TCU in 2013; Guice did not play against Troy in 2017.

## 1,000-YARD RUSHERS • CAREER

PLAYER (YEARS)	YARDS
Kevin Faulk (1995-98)	4,557
Dalton Hilliard (1982-85)	4,050
Charles Alexander (1975-78)	4,035
Leonard Fournette (2014-16)	3,830
Derrius Guice (2015-17)	3,074
Harvey Williams (1986-90)	2,860
Joseph Addai (2001-05)	2,576
Terry Robiskie (1973-76)	2,517
Charles Scott (2006-09)	2,317
Rondell Mealey (1996-99)	2,238
Garry James (1982-85)	2,217
Brad Davis (1972-74)	2,163
Jeremy Hill (2012-13)	2,156
LaBrandon Toefield (2000-02)	2,149
Domanick Davis (1999-02)	2,056
Justin Vincent (2003-06)	2,021
Billy Cannon (1957-59)	1,867

PLAYER (YEARS)	YARDS
Eddie Fuller (1986-89)	1,816
Jacob Hester (2004-07)	1,780
Keiland Williams (2006-09)	1,699
Darrel Williams (2014-17)	1,651
Art Cantrelle (1969-71)	1,644
Hokie Gajan (1977-80)	1,563
Kenny Hilliard (2011-14)	1,557
Alley Broussard (2003-06)	1,537
Chris Dantin (1970-72)	1,502
Gene Knight (1943-46)	1,491
Don Schwab (1963-65)	1,424
Stevan Ridley (2008-10)	1,419
Michael Ford (2011-12)	1,392
Sammy Martin (1984-97)	1,359
Nick Brossette (2015-18)	1,345
Billy Baggett (1948-50)	1,334
Terrence Magee (2011-14)	1,330

## YEAR-BY-YEAR INDIVIDUAL 100-YARD RUSHING GAMES

1937	1	1979	3
1938	0	1980	2
1939	0	1981	0
1940	1	1982	7
1941	1	1983	4
1942	2	1984	7
1943	8	1985	5
1944	0	1986	2
1945	5	1987	3
1946	2	1988	2
1947	2	1989	1
1948	0	1990	4
1949	3	1991	2
1950	2	1992	2
1951	2	1993	1
1952	2	1994	4
1953	2	1995	5
1954	2	1996	9
1955	3	1997	14
1956	2	1998	5
1957	3	1999	3
1958	2	2000	3
1959	2	2001	5
1960	0	2002	3
1961	3	2003	8
1962	0	2004	4
1963	4	2005	5
1964	3	2006	2
1965	3	2007	5
1966	0	2008	6
1967	3	2009	2
1968	0	2010	6
1969	3	2011	4
1970	2	2012	8
1971	3	2013	10
1972	2	2014	8
1973	2	2015	11
1974	3	2016	10
1975	1	2017	8
1976	7	2018	6
1977	11	<b>TOTAL</b>	<b>304</b>
1978	8		



Tommy Hodson



Josh Booty



Rohan Davey

**ATTEMPTS**

**GAME**

1.	58	Josh Booty vs. Auburn (29 comp., 285 yards)	1999
2.	51	Brandon Harris vs. Ole Miss (26 comp., 324 yards)	2015
	51	Jeff Wickersham vs. Mississippi State (33 comp., 368 yards)	1983
4.	49	Tommy Hodson vs. Tennessee (31 comp., 438 yards)	1989
5.	45	Marcus Randall vs. Texas (19 comp., 193 yards)	2003
	45	Josh Booty vs. Georgia (19 comp., 280 yards)	1999
	45	Jamie Howard vs. Florida (17 comp., 215 yards)	1995
	45	Tommy Hodson vs. Ohio State (25 comp., 267 yards)	1987
9.	44	Rohan Davey vs. Alabama (35 comp., 528 yards)	2001
44		Jesse Daigle vs. Mississippi State (25 comp., 394 yards)	1991

**SEASON**

1.	379	Joe Burrow (219 comp., 2,894 yards)	2018
2.	367	Rohan Davey (217 comp., 3,347 yards)	2001
3.	359	Matt Flynn (202 comp., 2,407 yards)	2007
4.	358	Matt Mauck (229 comp., 2,825 yards)	2003
5.	352	Zach Mettenberger (207 comp., 2,609 yards)	2012
6.	346	Jeff Wickersham (209 comp., 2,145 yards)	1985
7.	342	JaMarcus Russell (232 comp., 3,129 yards)	2006
8.	337	Jeff Wickersham (193 comp., 2,542 yards)	1983
9.	333	Josh Booty (162 comp., 1,830 yards)	1999
10.	317	Tommy Hodson (183 comp., 2,655 yards)	1989

**CAREER**

1.	1,163	Tommy Hodson (674 comp., 9,115 yards)	1986-89
2.	1,005	Jeff Wickersham (587 comp., 6,921 yards)	1982-85
3.	934	Jamie Howard (459 comp., 6,158 yards)	1992-95
4.	797	JaMarcus Russell (493 comp., 6,625 yards)	2004-06
5.	716	Herb Tyler (434 comp., 5,876 yards)	1995-98
6.	678	Jordan Jefferson (397 comp., 4,733 yards)	2008-11
7.	659	Zach Mettenberger (407 comp., 5,783 yards)	2011-13
8.	623	Josh Booty (307 comp., 3,951 yards)	1999-2000
9.	615	Alan Risher (381 comp., 4,585 yards)	1980-82
10.	565	Jarrett Lee (317 comp., 3,949 yards)	2008-11

**COMPLETIONS**

**GAME**

1.	35	Rohan Davey vs. Alabama (44 atts., 528 yards)	2001
2.	33	Jeff Wickersham vs. Mississippi State (51 atts., 368 yards)	1983
3.	31	Tommy Hodson vs. Tennessee (49 atts., 438 yards)	1989
	31	Jeff Wickersham vs. Notre Dame (42 atts., 294 yards)	1985
5.	29	Josh Booty vs. Auburn (58 atts., 285 yards)	1999
	29	Jeff Wickersham vs. Florida (42 atts., 271 yards)	1984
7.	28	Chad Loup vs. Arkansas (43 atts., 339 yards)	1993
8.	27	Rohan Davey vs. Kentucky (38 atts., 383 yards)	2001
9.	26	Brandon Harris vs. Ole Miss (51 att., 324 yards)	2015
26		Rohan Davey vs. Middle Tennessee (37 atts., 318 yards)	2001

**SEASON**

1.	232	JaMarcus Russell (342 atts., 3,129 yards)	2006
2.	229	Matt Mauck (358 atts., 2,825 yards)	2003
3.	219	Joe Burrow (379 atts., 2,894 yards)	2018
4.	217	Rohan Davey (367 atts., 3,347 yards)	2001
5.	209	Jeff Wickersham (346 atts., 2,145 yards)	1985
6.	207	Zach Mettenberger (352 atts., 2,609 yards)	2012
7.	202	Matt Flynn (359 atts., 2,407 yards)	2007
8.	193	Jeff Wickersham (337 atts., 2,542 yards)	1983
9.	192	Zach Mettenberger (296 atts., 3,082 yards)	2013
10.	188	JaMarcus Russell (311 atts., 2,443 yards)	2005

**CAREER**

1.	674	Tommy Hodson (1,163 atts., 9,115 yards)	1986-89
2.	587	Jeff Wickersham (1,005 atts., 6,921 yards)	1982-85
3.	493	JaMarcus Russell (797 atts., 6,625 yards)	2004-06
4.	459	Jamie Howard (934 atts., 6,158 yards)	1992-95
5.	434	Herb Tyler (715 atts., 5,876 yards)	1995-98
6.	407	Zach Mettenberger (659 atts., 5,783 yards)	2011-13
7.	397	Jordan Jefferson (678 atts., 4,733 yards)	2008-11
8.	381	Alan Risher (615 atts., 4,585 yards)	1980-82
9.	325	Danny Etling (544 att., 4,586 yards)	2016-17
10.	317	Jarrett Lee (565 atts., 3,949 yards)	2008-11

**CONSECUTIVE COMPLETIONS**

1.	14	JaMarcus Russell (vs. Mississippi State)	2006
14		Matt Mauck (vs. Louisiana Tech)	2003
14		Chad Loup (vs. Arkansas)	1993
4.	12	Zach Mettenberger (at Mississippi State)	2013
12		Tommy Hodson (at Tennessee)	1988
12		Jeff Wickersham (at Tulane)	1985
12		Alan Risher (vs. Rice)	1981
8.	11	Danny Etling (vs. BYU)	2017
11		Rohan Davey (vs. Western Carolina)	2000

**COMPLETION PERCENTAGE**

**GAME**

(Min. 5 atts.)			
1.	100.0	Fred Haynes vs. Baylor (9-9)	1968
	100.0	Matt Flynn vs. North Texas (7-7)	2005
	100.0	Jordan Jefferson at Ole Miss (7-7)	2011
(Min. 10 atts.)			
1.	100.0	Rohan Davey vs. Western Carolina (11-11)	2000
2.	91.7	Nelson Stokley vs. Mississippi State (11-12)	1967
3.	90.9	Matt Mauck vs. Arizona (10-11)	2003
(Min. 20 atts.)			
1.	90.0	JaMarcus Russell vs. Mississippi St. (18-20)	2006
	90.0	Matt Mauck vs. Louisiana Tech (18-20)	2003
3.	87.5	JaMarcus Russell vs. Mississippi St. (21-24)	2005
4.	86.2	Zach Mettenberger vs. Mississippi St. (25-29)	2013
5.	80.8	Alan Risher at Ole Miss (21-26)	1981

**SEASON**

(Min. 50 atts.)			
1.	68.0	Ryan Perrilloux (51-75)	2007
2.	67.8	JaMarcus Russell (232-342)	2006
3.	65.2	Herb Tyler (45-69)	1995
4.	64.9	Zach Mettenberger (192-296)	2013
5.	64.4	Rohan Davey (38-59)	2000
6.	64.0	Nelson Stokley (32-50)	1965
7.	63.9	Matt Mauck (229-358)	2003
8.	63.7	Alan Risher (149-234)	1982
9.	63.0	Alan Risher (150-238)	1981
10.	63.0	Marcus Randall (102-162)	2004

**CAREER**

(Min. 400 atts.)			
1.	62.0	Alan Risher (381-615)	1980-82
2.	61.9	JaMarcus Russell (493-797)	2004-06
3.	61.7	Zach Mettenberger (407-659)	2011-13
4.	60.7	Herb Tyler (434-715)	1995-98
5.	59.8	Rohan Davey (286-478)	1998-2001
6.	59.7	Danny Etling (325-544)	2016-17
7.	58.6	Matt Mauck (310-529)	2001-03
8.	58.6	Jordan Jefferson (397-678)	2008-11
9.	58.4	Jeff Wickersham (587-1,005)	1982-85
10.	58.0	Tommy Hodson (674-1,163)	1986-89

**YARDS GAINED**

**GAME**

1.	528	Rohan Davey vs. Alabama (35-44)	2001
2.	438	Tommy Hodson vs. Tennessee (31-49)	1989
3.	394	Joe Burrow vs. UCF (21-34)	2018
4.	394	Jesse Daigle vs. Mississippi State (25-44)	1991
5.	383	Rohan Davey vs. Kentucky (27-38)	2001
6.	381	Tommy Hodson vs. Ole Miss (18-30)	1989
7.	372	Zach Mettenberger vs. Georgia (23-27)	2013
8.	368	Jeff Wickersham vs. Mississippi St. (33-51)	1983
9.	359	Rohan Davey vs. Arkansas (19-33)	2001
10.	356	Rohan Davey vs. Tennessee (21-43)	2001
	356	Jamie Howard vs. Rice (15-23)	1995

**SEASON**

1.	3,347	Rohan Davey (217-367)	2001
2.	3,129	JaMarcus Russell (232-343)	2006
3.	3,082	Zach Mettenberger (192-296)	2013
4.	2,894	Joe Burrow (219-379)	2018
5.	2,825	Matt Mauck (229-358)	2003
6.	2,655	Tommy Hodson (183-317)	1989
7.	2,609	Zach Mettenberger (200-352)	2012
8.	2,542	Jeff Wickersham (193-337)	1983
9.	2,463	Danny Etling (165-275)	2017
10.	2,443	JaMarcus Russell (188-311)	2005

**CAREER**

1.	9,115	Tommy Hodson (674-1,163)	1986-89
2.	6,921	Jeff Wickersham (587-1,005)	1982-85
3.	6,625	JaMarcus Russell (493-797)	2004-06
4.	6,158	Jamie Howard (459-934)	1992-95
5.	5,876	Herb Tyler (434-715)	1995-98
6.	5,783	Zach Mettenberger (407-659)	2011-13
7.	4,733	Jordan Jefferson (397-678)	2008-11
8.	4,586	Danny Etling (325-544)	2016-17
9.	4,585	Alan Risher (381-615)	1980-82
10.	4,415	Rohan Davey (286-478)	1998-2001

**TOUCHDOWN PASSES**

**GAME**

1.	5	Zach Mettenberger vs. UAB	2013
2.	4	Joe Burrow vs. UCF	2018
	4	Matt Flynn vs. Ohio State	2008
	4	Matt Mauck vs. Western Illinois	2003
	4	Matt Mauck vs. Louisiana Tech	2003
	4	Matt Mauck vs. Arkansas	2003
	4	Rohan Davey vs. Tennessee	2000
	4	Josh Booty vs. Alabama	2000
	4	Herb Tyler vs. Akron	1997
	4	Jamie Howard vs. Rice	1995
	4	Tommy Hodson vs. Ohio	1989
	4	Tommy Hodson vs. Tennessee	1989
	4	Steve Ensminger vs. Rice	1977



**JaMarcus Russell**



**Herb Tyler**




**Jeff Wickersham**



**Jordan Jefferson**



**Jarrett Lee**



**Danny Etling**

**SEASON**

1.	28	JaMarcus Russell	2006
2.	28	Matt Mauck	2003
3.	22	Zach Mettenberger	2013
4.	22	Tommy Hodson	1989
5.	21	Matt Flynn	2007
6.	19	Tommy Hodson	1986
7.	18	Rohan Davey	2001
8.	18	Herb Tyler	1998
9.	17	Josh Booty	2000
10.	17	Jordan Jefferson	2009
11.	17	Alan Risher	1982

**CAREER**

1.	69	Tommy Hodson	1986-89
2.	52	JaMarcus Russell	2004-06
3.	40	Herb Tyler	1995-98
4.	37	Matt Mauck	2001-03
5.	35	Zach Mettenberger	2011-13
6.	34	Jamie Howard	1992-95
7.	34	Jordan Jefferson	2008-11
8.	32	Jarrett Lee	2008-11
9.	31	Matt Flynn	2004-07
10.	31	Alan Risher	1980-82

**CONSECUTIVE ATTEMPTS WITHOUT INTERCEPTION GAME**

1.	49	Tommy Hodson vs. Tennessee	1989
2.	44	Jesse Daigle vs. Mississippi State	1991
3.	43	Rohan Davey vs. Tennessee	2001
4.	40	Tommy Hodson vs. Ohio State	1988
5.	39	Marcus Randall vs. Texas	2003
6.	39	Tommy Hodson vs. Ole Miss	1986

**CAREER (MIN. 100)**

1.	159	Joe Burrow	2018
2.	137	Alan Risher	1982
3.	131	Jarrett Lee	2010-11
4.	130	Zach Mettenberger	2012
5.	125	Rohan Davey	2000-01
6.	105	Tommy Hodson	1987-88


**LONGEST PASSES**

1.	*94	Anthony Jennings to Travin Dural vs. Sam Houston State	2014
2.	*87	Danny Etling to Drake Davis vs. Syracuse	2017
3.	82	Steve Ensminger to Carlos Carson vs. Georgia	1978
4.	81	Jamie Howard to Brett Bech vs. Ole Miss	1994
5.	*80	Danny Etling to DJ Chark vs. Southern Miss	2016
6.	*80	Anthony Jennings to Travin Dural vs. Wisconsin	2014
7.	*80	Josh Booty to Reggie Robinson vs. Western Carolina	2000
8.	*80	Tommy Hodson to Sammy Martin vs. Rice	1987
9.	*80	Jeff Wickersham to Eric Martin vs. Alabama	1983
10.	*80	Norm Stevens to Al Doggett vs. Kentucky	1952
11.	*80	Y.A. Tittle to Dan Sandifer vs. Georgia Tech	1946
12.	*79	Chad Loup to Todd Kinchen vs. Texas A&M	1990
13.	*76	Jamie Howard to Brett Bech vs. Auburn	1994
14.	*76	Alan Risher to Orlando McDaniel vs. Florida State	1981

\*-Denotes Touchdown

**PASS YARDS GAINED PER PLAY GAME**

(Min. 20 plays)			
1.	15.48	Jamie Howard vs. Rice (356 yards • 23 plays)	1995
2.	14.59	JaMarcus Russell vs. Mississippi State (321 yards • 22 plays)	2006
3.	13.67	Zach Mettenberger vs. Furman (328 yards • 24 plays)	2013
4.	<b>11.59</b>	<b>Joe Burrow vs. UCF (394 yards • 34 plays)</b>	<b>2018</b>
5.	11.57	Danny Etling vs. Texas A&M (347 yards • 30 plays)	2017
6.	11.57	Danny Etling vs. Texas A&M (324 yards • 28 plays)	2016
7.	11.49	Rohan Davey vs. Alabama (540 yards • 47 plays)	2001
8.	11.35	Brandon Harris vs. Texas Tech 2015* (261 yards • 23 plays)	



Warren Rabb



Jamie Howard



Zach Mettenberger

**YARDS PER GAME**

**SEASON (MIN. 7 GAMES)**

1.	278.9	Rohan Davey (3,347 • 12 games)	2001
2.	256.8	Zach Mettenberger (3,082 • 12 games)	2013
3.	241.4	Tommy Hodson (2,655 • 11 games)	1989
4.	240.7	JaMarcus Russell (3,129 • 13 games)	2006
5.	231.1	Jeff Wickersham (2,542 • 11 games)	1983
6.	<b>222.6</b>	<b>Joe Burrow (2,894 • 13 games)</b>	<b>2018</b>
7.	213.3	Jamie Howard (1493 • 7 games)	1995
8.	212.2	Josh Booty (2,121 • 10 games)	2000
9.	205.6	Tommy Hodson (2,261 • 11 games)	1986
10.	203.6	JaMarcus Russell (2,443 • 12 games)	2005

**CAREER (MIN. 20 GAMES)**

1.	207.2	Tommy Hodson (9,115 • 44 games)	1986-89
2.	197.6	Josh Booty (3,951 • 20 games)	1999-2000
3.	192.8	Zach Mettenberger (5,783 • 30 games)	2011-13
4.	191.1	Danny Etling (4,586 • 24 games)	2016-17
5.	184.0	JaMarcus Russell (6,625 • 36 games)	2004-06
6.	182.1	Jeff Wickersham (6,921 • 38 games)	1982-85
7.	176.6	Rohan Davey (4,415 • 25 games)	1998-2001
8.	171.1	Jamie Howard (6,158 • 36 games)	1992-95
9.	166.6	Matt Mauck (3,831 • 23 games)	2001-03
10.	163.2	Herb Tyler (5,876 • 36 games)	1995-98

**WINS BY A STARTING QUARTERBACK**

1.	31	Tommy Hodson (31-14-1)	1986-89
2.	27	Herb Tyler (27-11)	1995-98
3.	25	JaMarcus Russell (25-4)	2004-06
	25	Warren Rabb (25-7)	1957-59
5.	24	Jordan Jefferson (24-8)	2008-11
6.	23	Y.A. Tittle (23-11-3)	1944-47

**300-YARD PASSING GAMES**

**SEASON**

1.	6	Rohan Davey	2001
2.	3	Zach Mettenberger	2013
3.	<b>2</b>	<b>Joe Burrow</b>	<b>2018</b>
	2	Matt Flynn	2007
	2	JaMarcus Russell	2006
	2	Matt Mauck	2003
	2	Jamie Howard	1995
	2	Tommy Hodson	1989
	2	Jeff Wickersham	1983

**CAREER**

1.	7	Rohan Davey	1998-2001
2.	3	Zach Mettenberger	2011-13
3.	3	Jamie Howard	1992-95
4.	<b>2</b>	<b>Joe Burrow</b>	<b>2018-present</b>
	2	Danny Etling	2016-17
	2	Matt Flynn	2004-07
	2	JaMarcus Russell	2004-06
	2	Matt Mauck	2001-03
	2	Tommy Hodson	1986-89
	2	Jeff Wickersham	1982-85

**500-YARD PASSING GAMES (1)**

NAME	OPPONENT	YARDS
Rohan Davey	Alabama, 2001	528

**400-YARD PASSING GAMES (2)**

NAME	OPPONENT	YARDS
Rohan Davey	Illinois, 2001*	444
Tommy Hodson	Tennessee, 1989	438

**300-YARD PASSING GAMES (29)**

NAME	OPPONENT	YARDS
<b>Joe Burrow</b>	<b>UCF, 2018 *</b>	<b>394</b>
Jesse Daigle	Mississippi State, 1991	394
Rohan Davey	Kentucky, 2001	383
Tommy Hodson	Ole Miss, 1989	381
Zach Mettenberger	Georgia, 2013	372
Jeff Wickersham	Mississippi State, 1983	368
Rohan Davey	Arkansas, 2001	359
Rohan Davey	Tennessee, 2001	356
Jamie Howard	Rice, 1995	356
Matt Flynn	Alabama, 2007	353
Danny Etling	Texas A&M, 2017	347
Jeff Wickersham	Alabama, 1983	344
Brandon Harris	Ole Miss, 2015	342
Zach Mettenberger	Mississippi State, 2013	340
Jamie Howard	Florida, 1995	339
Chad Loup	Arkansas, 1993	336
JaMarcus Russell	Notre Dame, 2006 *	332
JaMarcus Russell	Mississippi State, 2006	330
Zach Mettenberger	Furman, 2013	328
Marcus Randall	Troy, 2004	328
Danny Etling	Texas A&M, 2016	324
Matt Flynn	Auburn, 2007	319
Rohan Davey	Middle Tennessee, 2001	318
Rohan Davey	Tennessee, 2000	318
Jamie Howard	Southern Miss, 1994	314
Matt Mauck	Louisiana Tech, 2003	311
Alan Risher	Mississippi State, 1982	308
<b>Joe Burrow</b>	<b>Rice, 2018</b>	<b>307</b>
Matt Mauck	Western Illinois, 2003	305

**CONSECUTIVE 300-YARD PASSING GAMES**

1.	3	Rohan Davey	2001
		528 at Alabama, 318 vs. Middle Tennessee, 359 vs. #24 Arkansas	
2.	2	Zach Mettenberger	2013
		372 at #9 Georgia, 340 at Mississippi State	
	2	Matt Flynn	2007
		319 vs. #18 Auburn, 353 at #17 Alabama	
	2	Tommy Hodson	1989
		438 vs. #11 Tennessee, 381 at Ole Miss	
	2	Jeff Wickersham	1983
		344 vs. #19 Alabama, 368 vs. Mississippi State	

**200-YARD PASSING GAMES (155)**

NAME	OPPONENT	YARDS
Tommy Hodson	Ohio State, 1988	299
Zach Mettenberger	Alabama, 2012	298
Ryan Perrilloux	Middle Tennessee, 2007	298
Jeff Wickersham	Notre Dame, 1985	294
<b>Joe Burrow</b>	<b>Ole Miss, 2018</b>	<b>292</b>
Josh Booty	Western Carolina, 2000	291
Josh Booty	Ole Miss, 2000	290
Jarrett Lee	Georgia, 2008	287
Alan Risher	Florida State, 1982	287
Brandon Harris	Western Kentucky, 2015	286
JaMarcus Russell	Vanderbilt, 2005	285
Josh Booty	Auburn, 1999	285
Tommy Hodson	Kentucky, 1989	283
Zach Mettenberger	UAB, 2013	282
Zach Mettenberger	Ole Miss, 2012	282
Josh Booty	Georgia, 1999	280
Jamie Howard	Auburn, 1994	280
Danny Etling	Southern Miss, 2016	276
Josh Booty	Alabama, 2000	275
Zach Mettenberger	Ole Miss, 2013	274
Jeff Wickersham	Florida State, 1983	274
Zach Mettenberger	Mississippi State, 2012	273
Brandon Harris	Arkansas, 2015	271
Jamie Howard	South Carolina, 1995	271
Jeff Wickersham	Florida, 1984	271
Jeff Wickersham	Florida, 1983	271
<b>Joe Burrow</b>	<b>Texas A&amp;M, 2018</b>	<b>270</b>
JaMarcus Russell	Auburn, 2006	269
Chad Loup	Florida, 1990	269
Herb Tyler	Kentucky, 1998	268
Tommy Hodson	Ohio State, 1987	267
Tommy Hodson	Tulane, 1989	265
Zach Mettenberger	Kent State, 2013	264
Marcus Randall	Kentucky, 2002	264
Jeff Wickersham	Vanderbilt, 1985	262
Jarrett Lee	Mississippi State, 2008	261
Jeff Wickersham	Washington, 1983	259
Matt Flynn	Tulane, 2007	258
Chad Loup	Kentucky, 1991	257
Josh Booty	Ole Miss, 1999	256
Rohan Davey	Mississippi State, 2001	255
Herb Tyler	Ole Miss, 1996	255
Tommy Hodson	Kentucky, 1986	255
Jordan Jefferson	Ole Miss, 2010	254
Jeff Wickersham	Ole Miss, 1984	254
JaMarcus Russell	Louisiana-Lafayette	253
Rohan Davey	Tulane, 2001	253
Zach Mettenberger	TCU, 2013	251
Matt Mauck	Alabama, 2003	251
Tommy Hodson	Ole Miss, 1986	251
Tommy Hodson	North Carolina, 1986	251
Jordan Jefferson	Ole Miss, 2009	250
<b>Joe Burrow</b>	<b>Auburn, 2018</b>	<b>249</b>
Tommy Hodson	Ole Miss, 1988	249
Jamie Howard	Mississippi State, 1993	248
Tommy Hodson	Notre Dame, 1986	248
Jeff Wickersham	Mississippi State, 1985	248





**Y.A. Tittle**



**Steve Enslinger**



**Chad Loup**



**Matt Flynn**



**Matt Mauck**



**Alan Risher**

JaMarcus Russell	Tennessee, 2006	247
Jamie Howard	Ole Miss, 1994	247
Josh Booty	Mississippi State, 2000	246
Tommy Hodson	Tennessee, 988	246
Rohan Davey	Auburn, 2001	245
JaMarcus Russell	North Texas, 2005	244
Tommy Hodson	Tulane, 1986	244
Alan Risher	Florida, 1981	244
Ryan Perrilloux	Tennessee, 2007	243
Jordan Jefferson	Auburn, 2009	242
Bert Jones	Alabama, 1972	242
Zach Mettenberger	Alabama, 2013	241
Jeff Wickersham	Vanderbilt, 1984	240
Zach Mettenberger	Towson, 2012	238
Tommy Hodson	Miami (Fla.), 1988	238
Matt Flynn	Louisiana Tech, 2007	237
Jamie Howard	Mississippi State, 1994	237
Jeff Wickersham	Tulane, 1984	237
Y.A. Tittle	Tulane, 1944	237
JaMarcus Russell	Florida, 2005	236
Jamie Howard	Utah State, 1993	236
Rohan Davey	Arkansas, 1999	234
Herb Tyler	Florida, 1998	234
Chad Loup	Florida State, 1991	233
JaMarcus Russell	Arizona State, 2005	232
Matt Mauck	Florida, 2003	231
Tommy Hodson	Mississippi State, 1986	231
Tommy Hodson	Cal State Fullerton, 1987	230
Danny Etling	Notre Dame, 2017 *	229
Zach Mettenberger	Auburn, 2013	229
JaMarcus Russell	Alabama, 2005	229
Rohan Davey	Utah State, 2001	229
Brandon Harris	South Carolina, 2015	228
JaMarcus Russell	Florida, 2006	228

Tommy Hodson	Rice, 1987	228
Danny Etling	Chattanooga, 2017	227
JaMarcus Russell	Kentucky, 2006	226
Jamie Howard	Texas A&M, 2004	226
Josh Booty	Kentucky, 1994	225
Matt Mauck	Auburn, 2003	224
Tommy Hodson	South Carolina, 1987	224
Tommy Hodson	Ole Miss, 1987	224
Jamie Howard	Arkansas, 1994	223
Tommy Hodson	Florida, 1987	223
Zach Mettenberger	Idaho, 2012	222
Tommy Hodson	Florida State, 1989	222
Tommy Hodson	Alabama, 1988	222
Tommy Hodson	Kentucky, 1987	222
Jim Barton	Southern Miss, 1951	222
Tommy Hodson	Tulane, 1987	221
Jamie Howard	Auburn, 1995	220
Tommy Hodson	Tulane, 1988	220
Bert Jones	Tulane, 1971	219
Jamie Howard	Kentucky, 1992	218
Danny Etling	Arkansas, 2017	217
Danny Etling	Louisville, 2016 *	217
Zach Mettenberger	Arkansas, 2012	217
Matt Flynn	Virginia Tech, 2007	217
JaMarcus Russell	Ole Miss, 2006	217
Danny Etling	Missouri, 2016	216
Jarrett Lee	Troy, 2008	216
Danny Etling	Mississippi State, 2016	215
Matt Mauck	Miami (Ohio), 2002	215
Herb Tyler	Florida, 1996	215
Jamie Howard	Florida, 1995	215
Josh Booty	Auburn, 2000	214
Herb Tyler	Alabama, 1998	214
Jeff Wickersham	Alabama, 1985	214

Jarrett Lee	Mississippi State, 2011	213
Josh Booty	Houston, 1999	213
Herb Tyler	Kentucky, 1997	213
Jordan Jefferson	Georgia, 2009	212
Herb Tyler	Texas-El Paso, 1997	211
JaMarcus Russell	Fresno State, 2006	210
JaMarcus Russell	Arkansas, 2006	210
Jarrett Lee	Florida, 2008	209
Matt Flynn	Arkansas, 2007	209
Tommy Hodson	Georgia, 1987	209
Norm Stevens	Kentucky, 1952	209
Jordan Jefferson	Arkansas, 2011	208
JaMarcus Russell	Appalachian State, 2005	208
Herb Tyler	North Texas, 1995	208
Tommy Hodson	Mississippi State, 1989	208
JaMarcus Russell	Alabama, 2006	207
Herb Tyler	Idaho, 1998	207
Danny Etling	Auburn, 2017	206
Jeff Wickersham	North Carolina, 1985	206
JaMarcus Russell	Mississippi State, 2005	205
Herb Tyler	Georgia, 1998	205
Danny Etling	Florida, 2016	204
Danny Etling	Ole Miss, 2016	204
Sol Graves	Mississippi State, 1990	204
Marcus Randall	Arkansas, 2002	203
Pat Screen	Alabama, 1965	203
Brandon Harris	Florida, 2015	202
Jordan Jefferson	Penn State, 2009 *	202
<b>Joe Burrow</b>	<b>Georgia, 2018</b>	<b>200</b>
Danny Etling	Ole Miss, 2017	200

\* - Denotes bowl game



Josh Reed

**CATCHES**

**GAME**

1.	*19	Josh Reed at Alabama (293 yards)	2001
2.	14	Josh Reed vs. Illinois (239 yards)	2001
3.	14	Wendell Davis vs. Ole Miss (208 yards)	1986
4.	13	Jerel Myers vs. Auburn (153 yards)	1999
5.	12	Brandon LaFell vs. Troy (126 yards)	2008
6.	12	Michael Clayton at Alabama (130 yards)	2003
7.	11	Michael Clayton vs. West. Illinois (162 yards)	2003
8.	11	Wendell Davis at Georgia (123 yards)	1987
9.	11	Charles Alexander at Kentucky (94 yards)	1978
10.	11	Tommy Morel vs. Mississippi St. (152 yards)	1967

\* - SEC Record

**SEASON**

1.	94	Josh Reed (1,740 yards)	2001
2.	80	Wendell Davis (1,244 yards)	1986
3.	78	Michael Clayton (1,079 yards)	2003
4.	77	Jarvis Landry (1,193 yards)	2013
5.	72	Wendell Davis (993 yards)	1987
6.	65	Josh Reed (1,127 yards)	2000
7.	65	Dwayne Bowe (990 yards)	2006
8.	64	Jerel Myers (854 yards)	1999
9.	63	Brandon LaFell (929 yards)	2008
10.	60	Shedrick Wilson (845 yards)	1995

**CAREER**

1.	183	Wendell Davis (2,708 yards)	1984-87
2.	182	Michael Clayton (2,582 yards)	2001-03
3.	175	Brandon LaFell (2,517 yards)	2006-09
4.	167	Josh Reed (3,001 yards)	1999-2001
5.	160	Early Doucet (1,943 yards)	2004-07
6.	154	Dwayne Bowe (2,403 yards)	2003-06
7.	152	Eric Martin (2,625 yards)	1981-84
8.	149	Jerel Myers (1,843 yards)	1999-2000
9.	143	Odell Beckham, Jr. (2,340 yards)	2011-13
10.	141	Craig Davis (2,117 yards)	2003-06

**YARDS GAINED**

**GAME**

1.	293	Josh Reed at Alabama (19 catches)	2001
2.	248	Todd Kinchen vs. Mississippi St. (9 catches)	1991
3.	239	Josh Reed vs. Illinois (14 catches)	2001
4.	209	Eric Martin vs. Alabama (8 catches)	1983
5.	208	Wendell Davis vs. Ole Miss (14 catches)	1986
6.	204	Odell Beckham, Jr. vs. Furman (6 catches)	2013
7.	201	Devery Henderson at Kentucky (5 catches)	2001
8.	201	Shedrick Wilson vs. Rice (9 catches)	1995
9.	201	Carlos Carson vs. Rice (5 catches)	1977
10.	195	Eddie Kennison vs. Utah State (6 catches)	1993

**SEASON**

1.	*1,740	Josh Reed (94 catches)	2001
2.	1,244	Wendell Davis (80 catches)	1986
3.	1,193	Jarvis Landry (77 catches)	2013
4.	1,152	Odell Beckham, Jr. (59 catches)	2013
5.	1,127	Josh Reed (65 catches)	2000
6.	1,079	Michael Clayton (78 catches)	2003
7.	1,064	Eric Martin (52 catches)	1983
8.	993	Wendell Davis (72 catches)	1987
9.	990	Dwayne Bowe (65 catches)	2006
10.	957	Tony Moss (55 catches)	1988

\* - SEC Record



Jarvis Landry

**CAREER**

1.	3,001	Josh Reed (167 catches)	1999-2001
2.	2,708	Wendell Davis (183 catches)	1984-87
3.	2,625	Eric Martin (152 catches)	1981-84
4.	2,582	Michael Clayton (182 catches)	2001-03
5.	2,517	Brandon LaFell (175 catches)	2006-09
6.	2,403	Dwayne Bowe (154 catches)	2003-06
7.	2,340	Odell Beckham, Jr. (143 catches)	2011-13
8.	2,196	Tony Moss (132 catches)	1986-89
9.	2,117	Craig Davis (141 catches)	2003-06
10.	1,995	Andy Hamilton (100 catches)	1969-71

**YARDS PER GAME**

**SEASON**

1.	*145.0	Josh Reed (1,740 • 12 games)	2001
2.	113.1	Wendell Davis (1,244 • 11 games)	1986
3.	102.5	Josh Reed (1,127 • 11 games)	2000
4.	96.7	Eric Martin (1,064 • 11 games)	1983

\* - SEC Record

**YARDS PER CATCH**

**GAME**

(Min. 5 catches)			
1.	40.2	Devery Henderson vs. Kentucky (5/201)	2002
2.	40.2	Carlos Carson vs. Rice (5/201)	1977
3.	34.0	Odell Beckham, Jr. vs. Furman (6/204)	2013
4.	32.5	Eddie Kennison vs. Utah State (6/195)	1993
5.	31.0	Orlando McDaniel vs. Florida State (5/155)	1981

**SEASON**

(Min. 25 catches)			
1.	22.3	Andy Hamilton (39/870)	1970
2.	21.9	DJ Chark (40/874)	2017
3.	21.0	Carlos Carson (27/568)	1978
4.	20.48	Travin Dural (37/758)	2014
5.	20.46	Eric Martin (52/1,064)	1983

**(Min. 50 catches)**

1.	*20.5	Eric Martin (52/1,064)	1983
2.	19.5	Odell Beckham, Jr. (59/1,152)	2013
3.	18.5	Josh Reed (94/1,740)	2001
4.	17.4	Tony Moss (55/957)	1988
5.	17.33	Josh Reed (65/1,127)	2000
6.	17.30	Rueben Randle (53/917)	2011
7.	16.24	Devery Henderson (53/861)	2003

**8. 16.20 Justin Jefferson (54/875) 2018**

9.	16.1	Todd Kinchen (53/855)	1991
10.	15.8	Tony Moss (59/934)	1989

**(Min. 75 catches)**

1.	*18.5	Josh Reed (94/1,740)	2001
2.	15.6	Wendell Davis (80/1,244)	1986
3.	15.5	Jarvis Landry (77/1,193)	2013
4.	13.8	Michael Clayton (78/1,079)	2003

\* - SEC Record

**TOUCHDOWN CATCHES**

**GAME**

1.	*5	Carlos Carson vs. Rice	1977
2.	4	Tony Moss vs. Ohio	1989
3.	3	Travin Dural vs. Sam Houston State	2014
3	3	Odell Beckham, Jr. vs. UAB	2013
3	3	Terrence Toliver vs. Texas A&M	2010
3	3	Dwayne Bowe vs. Kentucky	2006
3	3	Devery Henderson at Kentucky	2002
3	3	Josh Reed vs. Tennessee	2000
3	3	Shedrick Wilson vs. Rice	1995
3	3	Wendell Davis at Ole Miss	1987



Odell Beckham Jr.

3	Wendell Davis vs. South Carolina	1987
3	Wendell Davis vs. Tulane	1986
3	Gerald Keigley vs. Auburn	1972
3	Andy Hamilton vs. Notre Dame	1971
3	Tommy Morel vs. Mississippi State	1967
3	Ken Kavanaugh Sr. at Holy Cross	1939

\* - SEC Record

**SEASON**

1.	12	Dwayne Bowe	2006
2.	11	Brandon LaFell	2009
3.	11	Devery Henderson	2003
4.	11	Wendell Davis	1986
5.	10	Jarvis Landry	2013
6.	10	Michael Clayton	2003
7.	10	Josh Reed	2000
8.	10	Carlos Carson	1977
9.	9	Dwayne Bowe	2005
9	9	Eddie Fuller	1989
9	9	Tony Moss	1989
9	9	Andy Hamilton	1971

**CAREER**

1.	26	Dwayne Bowe	2003-06
2.	25	Brandon LaFell	2006-09
3.	21	Michael Clayton	2001-03
4.	20	Early Doucet	2004-07
5.	19	Devery Henderson	2000-03
6.	19	Wendell Davis	1984-87
7.	18	Andy Hamilton	1969-71
8.	17	Josh Reed	1999-2001
9.	17	Ken Kavanaugh, Sr.	1937-39
10.	16	Tony Moss	1986-89

**CONSECUTIVE GAMES WITH A CATCH**

1.	41	Brandon LaFell	2006-09
2.	40	Michael Clayton	2001-03
3.	35	Craig Davis	2004-06
4.	35	Eric Martin	1982-84
5.	33	Larry Foster	1996-98
6.	32	Eddie Kennison	1993-95
7.	29	Reggie Robinson	1998-2000
8.	28	Dwayne Bowe	2004-06
9.	28	Josh Reed	1999-2001
10.	27	Odell Beckham Jr.	2011-13
11.	27	Wendell Davis	1985-87

**CONSECUTIVE GAMES WITH RECEIVING TD**

1.	7	Jarvis Landry	2012-13
2.	7	Dwayne Bowe	2005
3.	6	Michael Clayton	2003

**RECEPTIONS BY A RUNNING BACK**

**SEASON**

1.	50	Garry James	1985
2.	38	Eddie Fuller	1989
3.	35	Jacob Hester	2006
4.	34	Dalton Hilliard	1985
5.	32	Eddie Fuller	1988

**CAREER**

1.	122	Garry James	1982-85
2.	100	Dalton Hilliard	1982-85
3.	76	Sammy Martin	1984-87
4.	75	Eddie Fuller	1986-89
5.	66	Joseph Addai	2001-05



Jerel Myers



Dwayne Bowe



Michael Clayton

**RECEPTIONS BY A TIGHT END**

SEASON	Player	Receptions
1.	34 Mitch Andrews	1985
2.	34 Malcolm Scott	1981
3.	32 Richard Dickson	2007
4.	31 Richard Dickson	2008
5.	30 David LaFleur	1996
6.	28 Malcolm Scott	1982
7.	27 Brian Kinchen	1986
8.	26 Mitch Andrews	1983
9.	25 Ken Kavanaugh, Jr.	1970
10.	24 Foster Moreau	2017
	24 Mitch Andrews	1984
	24 Malcolm Scott	1985

**CAREER**

1.	90 Richard Dickson	2006-09
2.	87 Mitch Andrews	1982-85
3.	75 Malcolm Scott	1979-82
4.	71 David LaFleur	1993-96
5.	59 Robert Royal	1998-01
6.	56 Brad Boyd	1971-74
7.	52 Foster Moreau	2015-18
	52 Chris Hill	1992-95
9.	48 Brian Kinchen	1984-87
10.	45 Ken Kavanaugh, Jr.	1968-71

**YARDS RECEIVING BY A TIGHT END**

SEASON	Player	Yards
1.	439 David LaFleur	1996
2.	433 Malcolm Scott	1981
3.	375 Richard Dickson	2007
4.	340 Robert Royal	2000
5.	337 Mitch Andrews	1983

**CAREER**

1.	952 Richard Dickson	2006-09
2.	881 David LaFleur	1993-96
3.	877 Malcolm Scott	1982-85
4.	865 Mitch Andrews	1982-85
5.	832 Brad Boyd	1972-74

**TD RECEPTIONS BY A TIGHT END**

SEASON	Player	TDs
1.	5 Richard Dickson	2008
	5 Richard Dickson	2007
	5 Robert Royal	2000
	5 Brad Boyd	1972
5.	4 Brian Kinchen	1986
	4 Ken Kavanaugh, Jr.	1971
	4 Billy Hendrix	1958

**CAREER**

1.	10 Richard Dickson	2006-09
	10 Brad Boyd	1972-74
3.	7 Robert Royal	1998-01
4.	6 Foster Moreau	2015-18
	6 Eric Edwards	2000-03
	6 Brian Kinchen	1984-87

**QUARTERBACK-RECEIVER TD COMBINATIONS**

1.	23 JaMarcus Russell-Dwayne Bowe
2.	21 Tommy Hodson-Wendell Davis
3.	15 Zach Mettenberger-Jarvis Landry
4.	14 Tommy Hodson-Tony Moss
	14 Matt Mauck-Devery Henderson
6.	13 Tommy Hodson-Eddie Fuller
	13 Rohan Davey-Josh Reed
8.	12 JaMarcus Russell-Early Doucet
9.	11 Jordan Jefferson-Brandon LaFell
10.	10 Zach Mettenberger-Odell Beckham, Jr.

**100-YARD GAMES**

SEASON	Player	Year
1.	11 Josh Reed	2001
2.	6 Josh Reed	2000
	6 Wendell Davis	1987
	6 Wendell Davis	1986
5.	5 Odell Beckham, Jr.	2013
	5 Jarvis Landry	2013
	5 Tony Moss	1988
	5 Eric Martin	1983
	5 Andy Hamilton	1971
10.	4 DJ Chark	2017
	4 Rueben Randle	2011
	4 Michael Clayton	2003
	4 Todd Kinchen	1990
	4 Tony Moss	1989
	4 Eric Martin	1982
	4 Andy Hamilton	1970
	4 Tommy Morel	1968

**CAREER**

1.	18 Josh Reed	1999-2001
2.	13 Wendell Davis	1984-87
3.	11 Eric Martin	1981-84
4.	9 Tony Moss	1986-89
	9 Andy Hamilton	1969-71
6.	8 Todd Kinchen	1989-91
7.	7 Odell Beckham, Jr.	2011-13
	7 Michael Clayton	2001-03
9.	6 Jarvis Landry	2011-13
10.	5 Travin Dural	2013-16
	5 Malachi Dupre	2014-16
	5 Rueben Randle	2009-11
	5 Terrence Toliver	2007-10
	5 Abram Booty	1997-99
	5 Tommy Morel	1966-68

**200-YARD RECEIVING GAMES (9)**

NAME	OPPONENT	YARDS (REC.)
Josh Reed	Alabama, 2001	293 (19)
Todd Kinchen	Mississippi State, 1991	248 (9)
Josh Reed	Illinois, 2001 *	239 (14)
Eric Martin	Alabama, 1983	209 (8)
Wendell Davis	Ole Miss, 1986	208 (14)
Odell Beckham Jr.	Furman, 2013	204 (6)
Devery Henderson	Kentucky, 2002	201 (5)
Shedrick Wilson	Rice, 1995	201 (9)
Carlos Carson	Rice, 1977	201 (5)

**100-YARD RECEIVING GAMES (177)**

NAME	OPPONENT	YARDS (REC.)
Eddie Kennison	Utah State, 1993	195 (6)
Josh Reed	Auburn, 2001	186 (10)
Wendell Davis	North Carolina, 1986	184 (9)
Josh Reed	Arkansas, 2001	183 (7)
Odell Beckham Jr.	Mississippi State, 2013	179 (9)
Josh Reed	Ole Miss, 2000	173 (8)
Orlando McDaniel	Mississippi State, 1979	172 (3)
Josh Reed	Auburn, 2000	167 (8)
Andy Hamilton	Iowa State, 1971*	165 (6)
Andy Hamilton	Baylor, 1970	165 (10)
Michael Clayton	Western Illinois, 2003	162 (11)
Andy Hamilton	Tulane, 1971	161 (6)
Josh Reed	Kentucky, 2001	160 (8)
Jarvis Landry	Georgia, 2013	156 (10)
Orlando McDaniel	Florida State, 1981	155 (5)
Reggie Robinson	Arkansas, 1999	154 (5)
Jerel Myers	Auburn, 1999	153 (13)
Abram Booty	Notre Dame, 1998	153 (8)
Andy Hamilton	Notre Dame, 1971	153 (7)
Michael Clayton	Louisiana-Monroe, 2003	152 (6)
Tommy Morel	Mississippi State, 1967	152 (11)
Travin Dural	Wisconsin, 2014	151 (3)
Wendell Davis	Cal State Fullerton, 1987	151 (8)
DJ Chark	Auburn, 2017	150 (5)
Brett Bech	Ole Miss, 1994	149 (6)
Andy Hamilton	Ole Miss, 1971	148 (9)
Josh Reed	Mississippi State, 2001	146 (10)
Josh Reed	Tennessee, 2000	146 (7)
Andy Hamilton	Nebraska, 1970*	146 (9)
Todd Kinchen	Miami (Ohio), 1990	145 (5)
Demetrius Byrd	Alabama, 2007	144 (6)
Eric Martin	Kentucky, 1983	143 (7)
Warren Virgets	Vanderbilt, 1950	143 (4)
Travin Dural	Sam Houston State, 2014	140 (3)
Malachi Dupre	Louisville, 2016*	139 (7)
Josh Reed	Western Carolina, 2000	137 (5)
Larry Foster	Kentucky, 1998	137 (5)
Eric Martin	Washington, 1983	137 (7)
Odell Beckham Jr.	UAB, 2013	136 (3)
Josh Reed	Tulane, 2001	135 (6)
Carlos Carson	Georgia, 1978	135 (5)
Rueben Randle	Arkansas, 2011	134 (9)
Brett Bech	Arkansas, 1993	134 (9)
Todd Kinchen	Texas A&M, 1990	133 (5)
Tony Moss	Alabama, 1988	133 (6)
Wendell Davis	Ole Miss, 1987	133 (6)
Travin Dural	Western Kentucky, 2015	132 (3)
Wendell Davis	South Carolina, 1987*	132 (9)
Wendell Davis	Texas A&M, 1986	132 (9)
DJ Chark	Arkansas, 2017	130 (4)
Michael Clayton	Alabama, 2003	130 (12)
Josh Reed	Alabama, 2000	129 (8)
Eddie Kennison	South Carolina, 1995	129 (9)
Andy Hamilton	Wisconsin, 1971	129 (5)
Dan Sandifer	Tulane, 1944	129 (4)
Odell Beckham Jr.	Towson, 2012	128 (5)
Alvin Lee	Tennessee, 1988	128 (10)
Tony Moss	Ole Miss, 1988	128 (6)
Rueben Randle	Florida, 2011	127 (4)
Brandon LaFell	Troy, 2008	126 (12)
Michael Clayton	Alabama, 2001	126 (7)
Eric Martin	Mississippi State, 1983	126 (9)
Rueben Randle	Alabama, 2010	125 (3)
Brandon LaFell	Virginia Tech, 2007	125 (7)
Josh Reed	Tennessee, 2001	125 (7)



Wendell Davis



Brandon LaFell



Eric Martin



DJ Chark



Foster Moreau




Richard Dickson

Scott Ray	Florida, 1992	125 (8)
Carlos Carson	Alabama, 1978	125 (5)
Travin Dural	Mississippi State, 2014	124 (6)
Josh Reed	Utah State, 2001	124 (5)
Jerel Myers	Ole Miss, 1999	124 (9)
Eddie Kennison	Michigan State, 1995*	124 (5)
Josh Reed	Florida, 2001	123 (6)
Larry Foster	Texas-El Paso, 1997	123 (7)
Tony Moss	Ohio, 1989	123 (7)
Wendell Davis	Georgia, 1987	123 (11)
Eric Martin	Mississippi State, 1984	123 (6)
Dwayne Bowe	Iowa, 2004*	122 (8)
Jarvis Landry	Ole Miss, 2013	121 (7)
Rueben Randle	Northwestern State, 2011	121 (5)
Wendell Davis	Notre Dame, 1986	121 (7)
Eric Martin	Florida State, 1982	121 (3)
Malachi Dupre	Mississippi State, 2014	120 (4)
Michael Clayton	Illinois, 2001*	120 (8)
Josh Reed	Middle Tennessee, 2001	120 (9)
Terrence Toliver	Louisiana Tech, 2007	119 (3)
Wendell Davis	Alabama, 1985	119 (3)
Odell Beckham Jr.	Georgia, 2013	118 (6)
Odell Beckham Jr.	TCU, 2013	118 (5)
Todd Kinchen	Florida State, 1991	118 (7)
Jarvis Landry	Auburn, 2013	118 (7)
<b>Justin Jefferson</b>	<b>Arkansas, 2018</b>	<b>117 (6)</b>
Terrence Toliver	Washington, 2009	117 (4)
Jerel Myers	Western Carolina, 2000	117 (6)
Shedrick Wilson	Auburn, 1995	117 (8)
Tony Moss	Florida State, 1989	117 (6)
Tony Moss	Ohio State, 1988	117 (6)
Abram Booty	Arkansas State, 1998	116 (7)
Abram Booty	Arkansas, 1997	116 (10)
Malachi Dupre	Florida, 2015	115 (4)
Early Doucet	Notre Dame, 2006*	115 (8)
Tony Moss	Miami, 1988	115 (7)
Devery Henderson	Mississippi State, 2003	114 (7)
Jerel Myers	Houston, 1999	114 (8)
Jarvis Landry	Arkansas, 2013	113 (8)

Josh Reed	Mississippi State, 2000	113 (10)
Eddie Kennison	Rice, 1995	113 (4)
Odell Beckham Jr.	Arkansas, 2012	112 (4)
Terrence Toliver	Texas A&M, 2010*	112 (5)
Eric Martin	Mississippi State, 1982	112 (5)
Malcolm Scott	Florida State, 1981	112 (8)
Tony Moss	Tulane, 1988	112 (5)
Terrence Toliver	Florida, 2010	111 (6)
Dwayne Bowe	Kentucky, 2006	111 (6)
Larry Foster	Auburn, 1998	111 (10)
Eric Martin	Florida, 1984	111 (9)
Tommy Morel	Mississippi State, 1968	111 (6)
Brett Bech	Arkansas, 1994	110 (5)
Lonny Myles	Kentucky, 1969	110 (7)
Tommy Morel	Ole Miss, 1968	110 (6)
Malachi Dupre	Arkansas, 2015	109 (8)
Travin Dural	South Carolina, 2015	109 (4)
Jarvis Landry	TCU, 2013	109 (8)
Jarvis Landry	Mississippi State, 2012	109 (9)
Michael Clayton	Arizona, 2003	109 (6)
Devery Henderson	Florida, 2003	109 (5)
Eric Martin	Kentucky, 1982	109 (6)
Abner Wimberly	Ole Miss, 1948	109 (2)
<b>Justin Jefferson</b>	<b>Georgia, 2018</b>	<b>108 (6)</b>
Abram Booty	Idaho, 1998	108 (7)
Shedrick Wilson	Florida, 1995	108 (7)
Todd Kinchen	Ole Miss, 1989	108 (5)
Alvin Lee	Ohio State, 1988	108 (6)
Wendell Davis	Georgia, 1986	108 (8)
Eric Martin	Tennessee, 1982	108 (6)
Lee Hedges	Pacific, 1950	108 (3)
Terrence Toliver	Ole Miss, 2009	107 (5)
Rueben Randle	Auburn, 2011	106 (5)
Dwayne Bowe	Fresno State, 2006	106 (4)
Eric Martin	Florida, 1983	106 (5)
Darrel Williams	Ole Miss, 2017	105 (4)
DJ Chark	Troy, 2017	105 (4)
Michael Clayton	Kentucky, 2001	105 (9)
Tony Moss	Mississippi State, 1989	105 (3)

Carlos Carson	Rice, 1979	105 (6)
Brett Bech	Auburn, 1994	104 (3)
Chris Hill	Southern Miss, 1994	104 (5)
Herman Fontenot	Vanderbilt, 1984	104 (6)
DJ Chark	Chattanooga, 2017	103 (3)
Dwayne Bowe	Oregon State, 2004	103 (5)
Skyler Green	Louisiana Tech, 2003	103 (9)
Todd Kinchen	Kentucky, 1990	103 (4)
Rogie Magee	Ohio State, 1987	103 (5)
Gerald Keigley	Auburn, 1972	103 (5)
Andy Hamilton	Mississippi State, 1970	103 (2)
Andy Hamilton	Texas A&M, 1970	103 (4)
Lonny Myles	Mississippi State, 1969	103 (8)
Tommy Morel	Tulane, 1968	103 (10)
Tommy Morel	Florida State, 1968	103 (6)
Wendell Davis	Florida, 1987	102 (8)
Reggie Robinson	Mississippi State, 2000	102 (10)
Eddie Fuller	Ole Miss, 1989	102 (5)
Wendell Davis	Mississippi State, 1986	102 (6)
Brandon LaFell	Mississippi State, 2009	101 (6)
Early Doucet	Alabama, 2006	101 (7)
Craig Davis	Mississippi State, 2006	101 (6)
Devery Henderson	Auburn, 2003	101 (6)
Abram Booty	Florida, 1997	101 (4)
Todd Kinchen	Alabama, 1991	101 (7)
Tony Moss	Tulane, 1989	101 (5)
Wendell Davis	Alabama, 1987	101 (9)
Doug Moreau	Texas A&M, 1964	101 (6)
Dilton Richmond	Louisiana Normal, 1942	101 (3)
Brandon LaFell	Mississippi State, 2008	101 (7)
Malachi Dupre	Southern Miss, 2016	100 (3)
Josh Reed	Houston, 1999	100 (5)
Todd Kinchen	Georgia, 1990	100 (6)
Ken Kavanaugh	Vanderbilt, 1939	100 (5)

\* - Denotes bowl game



Ken Kavanaugh Sr.



Travin Dural



Andy Hamilton



Craig Davis



Early Doucet



Devery Henderson

**CONSECUTIVE 100-YARD RECEIVING GAMES**

1.	6	Josh Reed	2001
		135 vs. Tulane, 124 vs. Utah State, 125 at #7 Tennessee, 123 vs. #2 Florida 160 at Kentucky, 146 at Mississippi State	
2.	4	Josh Reed	2001
		293 at Alabama, 120 vs. Middle Tennessee 183 vs. #24 Arkansas, 186 vs. #25 Auburn	
3.	3	Michael Clayton	2003
		152 vs. Louisiana-Monroe, 109 at Arizona, 162 vs. Western Carolina	
3		Josh Reed	2000
		113 vs. #13 Mississippi State, 129 at Alabama, 173 at Ole Miss	
3		Andy Hamilton	1971
		153 vs. #7 Notre Dame, 161 vs. Tulane, 165 vs. Iowa State*	
3		Tommy Morel	1968
		111 vs. Mississippi State, 103 at Tulane, 103 vs. #19 Florida State	
7.	2	Travin Dural	2014
		151 vs. #14 Wisconsin, 140 vs. Sam Houston State	
2		Odell Beckham Jr.	2013
		118 at #9 Georgia, 179 at Mississippi State	
2		Jarvis Landry	2013
		118 vs. Auburn, 156 at #9 Georgia	
2		Odell Beckham Jr.	2013
		118 vs. #20 TCU, 136 vs. UAB	
2		Dwayne Bowe	2004
		111 vs. Kentucky, 106 vs. Fresno State	
2		Devery Henderson	2003
		114 at Mississippi State, 109 at Florida	
2		Eddie Kennison	1995
		113 vs. Rice, 129 at South Carolina	

2		Sheddrick Wilson	1995
		117 vs. #5 Auburn, 201 vs. Rice	
2		Todd Kinchen	1991
		101 vs. #6 Alabama, 248 vs. Mississippi State	
2		Todd Kinchen	1990
		100 vs. Georgia, 145 vs. Miami (Ohio)	
2		Tony Moss	1989
		105 vs. Mississippi State, 101 at Tulane	
2		Tony Moss	1989
		117 vs. Florida State, 123 vs. Ohio	
2		Tony Moss	1988
		115 vs. #3 Miami (Fla.), 112 vs. Tulane	
2		Tony Moss	1988
		128 vs. Ole Miss, 133 at #18 Alabama	
2		Alvin Lee	1988
		128 at Tennessee, 108 at #18 Ohio State	
2		Wendell Davis	1987
		133 at Ole Miss, 101 vs. #13 Alabama	
2		Wendell Davis	1987
		102 vs. #19 Florida, 123 at #16 Georgia	
2		Wendell Davis	1986
		102 at Mississippi State, 121 vs. Notre Dame	
2		Wendell Davis	1986
		184 vs. North Carolina, 133 vs. Ole Miss	
2		Eric Martin	1983
		209 vs. #19 Alabama, 126 vs. Mississippi State	
2		Eric Martin	1983
		137 vs. #9 Washington, 106 vs. #12 Florida	
2		Eric Martin	1982
		112 at Mississippi State, 121 vs. #7 Florida State	
2		Eric Martin	1982
		108 vs. Tennessee, 109 at Kentucky	

\*- Denotes bowl game

**CONSECUTIVE 100-YARD RECEIVING GAMES**

PLAYER	YEAR	STREAK
Josh Reed	2001	6
Josh Reed	2001	4
Michael Clayton	2003	3
Josh Reed	2000	3
Andy Hamilton	1971	3
Tommy Morel	1968	3
Travin Dural	2014	2
Odell Beckham Jr.	2013 (2x)	2
Jarvis Landry	2013	2
Dwayne Bowe	2004	2
Devery Henderson	2003	2
Eddie Kennison	1995	2
Sheddrick Wilson	1995	2
Todd Kinchen	1991	2
Todd Kinchen	1990	2
Tony Moss	1989 (2x)	2
Alvin Lee	1988	2
Tony Moss	1988 (2x)	2
Wendell Davis	1987 (2x)	2
Wendell Davis	1986 (2x)	2
Eric Martin	1983 (2x)	2
Eric Martin	1982 (2x)	2



Devery Henderson



Todd Kinchen



Tony Moss

**1,000-YARD RECEIVERS • SEASON**

PLAYER	YEAR	YARDS	CATCHES	AVG	GAMES TO 1,000
Josh Reed	2001	1,740	94	18.5	8
Wendell Davis	1986	1,244	80	15.6	9
Jarvis Landry	2013	1,193	77	15.5	11
Odell Beckham, Jr.	2013	1,152	59	19.5	9
Josh Reed	2000	1,127	65	17.3	10
Michael Clayton	2003	1,079	78	13.8	13
Eric Martin	1983	1,064	52	20.5	10


**SAME GAME 100-YARD RECEIVING PERFORMANCES**

NAMES (REC./YDS.)	OPPONENT, SEASON	COMBINED REC./YDS.
Travin Dural (6/124) and Malachi Dupre (4/120)	Mississippi State, 2014	10/244
Jarvis Landry (10/156) and Odell Beckham, Jr. (6/118)	Georgia, 2013	16/274
Odell Beckham, Jr. (5/118) and Jarvis Landry (8/109)	TCU, 2013	13/227
Josh Reed (14/239) and Michael Clayton (8/120)	Illinois, 2001*	22/359
Josh Reed (19/293) and Michael Clayton (7/126)	Alabama, 2001	26/419
Josh Reed (8/160) and Michael Clayton (9/105)	Kentucky, 2001	17/265
Josh Reed (10/113) and Reggie Robinson (10/102)	Mississippi State, 2000	20/215
Josh Reed (5/137) and Jarel Myers (6/117)	Western Carolina, 2000	11/254
Jerel Myers (8/114) and Josh Reed (5/100)	Houston, 1999	13/214
Shedrick Wilson (9/201) and Eddie Kennison (4/113)	Rice, 1995	13/314
Tony Moss (6/117) and Alvin Lee (6/108)	Ohio State, 1998	12/225
Todd Kinchen (5/108) and Eddie Fuller (5/102)	Ole Miss, 1989	10/210
Orlando McDaniel (5/155) and Malcolm Scott (8/112)	Florida State, 1981	13/267

\* - denotes bowl game



Travin Dural



Eddie Kennison

**YEAR-BY-YEAR INDIVIDUAL 100-YARD RECEIVING GAMES**

1939	1	1979	2	2000	8
1940-41	0	1980	0	2001	14
1942	1	1981	2	2002	1
1943	0	1982	4	2003	8
1944	1	1983	5	2004	2
1945-47	0	1984	3	2005	0
1948	1	1985	1	2006	5
1949	0	1986	6	2007	3
1950	2	1987	7	2008	2
1951-63	0	1988	7	2009	3
1964	1	1989	6	2010	3
1965-66	0	1990	4	2011	4
1967	1	1991	3	2012	3
1968	5	1992	1	2013	10
1969	2	1993	2	2014	4
1970	4	1994	4	2015	4
1971	5	1995	6	2016	2
1972	1	1996	0	2017	5
1973-76	0	1997	3	2018	2
1977	1	1998	5	<b>TOTAL</b>	<b>187</b>
1978	2	1999	5		

## PLAYS

### GAME

1.	67	<b>Joe Burrow vs. Texas A&amp;M (29 rush, 38 pass)</b>	2018
2.	61	Josh Booty vs. Auburn (3 rush, 58 pass)	1999
3.	57	Brandon Harris at Ole Miss (6 rush, 51 pass)	2015
4.	56	Matt Flynn vs. Arkansas (9 rush, 47 pass)	2007
	56	Marcus Randall vs. Texas* (11 rush, 45 pass)	2002
6.	55	Tommy Hodson vs. Tennessee (6 rush, 49 pass)	1989
7.	54	Matt Flynn at Alabama (10 rush, 44 pass)	2007
8.	53	Herb Tyler at Ole Miss (14 rush, 39 pass)	1998
	53	Jeff Wickersham vs. Mississippi St. (2 rush, 51 pass)	1983
10.	51	Chad Loup vs. Arkansas (8 rush, 43 pass)	1993
	51	Jesse Daigle vs. Mississippi State (7 rush, 44 pass)	1991

### SEASON

1.	507	<b>Joe Burrow (128 rush, 379 pass)</b>	2018
2.	459	Matt Flynn (100 rush, 359 pass)	2007
3.	437	Matt Mauck (79 rush, 358 pass)	2003
4.	414	Jeff Wickersham (68 rush, 346 pass)	1985
5.	408	Jordan Jefferson (112 rush, 296 pass)	2009
6.	405	Rohan Davey (38 rush, 367 pass)	2001
7.	399	Zach Mettenberger (47 rush, 352 pass)	2012
8.	395	Jeff Wickersham (58 rush, 337 pass)	1983
9.	394	JaMarcus Russell (52 rush, 342 pass)	2006
10.	373	Tommy Hodson (56 rush, 317 pass)	1989

### CAREER

1.	1,307	Tommy Hodson (144 rush, 1,163 pass)	1986-89
2.	1,181	Jeff Wickersham (176 rush, 1,005 pass)	1982-85
3.	1,063	Jamie Howard (129 rush, 934 pass)	1992-95
4.	1,037	Jordan Jefferson (359 rush, 678 pass)	2008-11
5.	1,006	Herb Tyler (291 rush, 715 pass)	1995-98
6.	992	Alan Risher (377 rush, 615 pass)	1980-82
7.	936	JaMarcus Russell (139 rush, 797 pass)	2004-06
8.	884	Dalton Hilliard (882 rush, 2 pass)	1982-85
9.	859	Kevin Faulk (856 rush, 3 pass)	1995-98
10.	857	Charles Alexander (855 rush, 2 pass)	1975-78

## TOTAL YARDS

### GAME

1.	540	Rohan Davey at Alabama (12 rush, 528 pass)	2001
2.	433	Tommy Hodson vs. Tennessee (-5 rush, 438 pass)	1989
3.	418	<b>Joe Burrow vs. UCF (24 rush, 394 pass)</b>	2018
4.	400	Jesse Daigle vs. Mississippi State (6 rush, 394 pass)	1991
5.	380	Tommy Hodson at Ole Miss (-1 rush, 381 pass)	1989

6.	372	Matt Flynn at Alabama (19 rush, 353 pass)	2007
7.	370	<b>Joe Burrow vs. Texas A&amp;M (100 rush, 270 pass)</b>	2018
8.	366	Jeff Wickersham vs. Mississippi St. (-2 rush, 368 pass)	1983
9.	362	Rohan Davey at Kentucky (-21 rush, 383 pass)	2001
10.	356	Jamie Howard vs. Rice (0 rush, 356 pass)	1995

### SEASON

1.	3,351	Rohan Davey (4 rush, 3,347 pass)	2001
2.	3,293	<b>Joe Burrow (399 rush, 2,894 pass)</b>	2018
3.	3,271	JaMarcus Russell (142 rush, 3,129 pass)	2006
4.	2,949	Zach Mettenberger (-133 rush, 3,082 pass)	2013
5.	2,922	Matt Mauck (97 rush, 2,825 pass)	2003
6.	2,622	Matt Flynn (215 rush, 2,407 pass)	2007
7.	2,604	Tommy Hodson (-51 rush, 2,655 pass)	1989
8.	2,591	Danny Etling (128 rush, 2,463 pass)	2017
9.	2,436	Jeff Wickersham (-106 rush, 2,542 pass)	1983
10.	2,421	JaMarcus Russell (-22 rush, 2,443 pass)	2005

### CAREER

1.	8,938	Tommy Hodson (-177 rush, 9,115 pass)	1986-89
2.	6,705	Jeff Wickersham (-216 rush, 6,921 pass)	1982-85
3.	6,704	JaMarcus Russell (79 rush, 6,625 pass)	2004-06
4.	6,654	Herb Tyler (778 rush, 5,876 pass)	1995-98
5.	6,010	Jamie Howard (-148 rush, 6,158 pass)	1992-95
6.	5,751	Jordan Jefferson (1,018 rush, 4,733 pass)	2008-11
7.	5,470	Zach Mettenberger (-313 rush, 5,783 pass)	2011-13
8.	5,127	Alan Risher (542 rush, 4,585 pass)	1980-82
9.	4,760	Danny Etling (174 rush, 4,586 pass)	2016-17
10.	4,492	Rohan Davey (77 rush, 4,415 pass)	1998-2001

## YARDS PER GAME

### SEASON

1.	279.3	Rohan Davey (3,351 in 12 games)	2001
2.	253.3	<b>Joe Burrow (3,293 in 13 games)</b>	2018
3.	251.6	JaMarcus Russell (3,271 in 13 games)	2006
4.	245.8	Zach Mettenberger (2,949 in 12 games)	2013
5.	236.7	Tommy Hodson (2,604 in 11 games)	1989
6.	221.5	Jeff Wickersham (2,436 in 11 games)	1983
7.	220.0	Herb Tyler (2,200 in 10 games)	1998
8.	218.5	Matt Flynn (2,622 in 12 games)	2007
9.	212.2	Josh Booty (2,121 in 10 games)	2000
10.	208.7	Matt Mauck (2,922 in 14 games)	2003

## CAREER (MIN. 20 GAMES)

1.	203.1	Tommy Hodson (8,938 in 44 games)	1986-89
2.	198.3	Danny Etling (4,760 in 24 games)	2016-17
3.	197.5	Josh Booty (3,951 in 20 games)	1999-00
4.	186.2	JaMarcus Russell (6,704 in 36 games)	2004-06
5.	184.8	Herb Tyler (6,654 in 20 games)	1995-98
6.	182.3	Zach Mettenberger (5,470 in 30 games)	2011-13
7.	181.6	Matt Mauck (4,176 in 23 games)	2001-03
8.	179.7	Rohan Davey (4,492 in 25 games)	1998-01
9.	176.4	Jeff Wickersham (6,705 in 38 games)	1982-85
10.	155.4	Alan Risher (5,127 in 33 games)	1980-82

## MOST TOUCHDOWNS RESPONSIBLE FOR

### GAME

1.	6	<b>Joe Burrow vs. Texas A&amp;M (3 rush, 3 pass)</b>	2018
2.	5	Leonard Fournette vs. Texas Tech* (4 rush, 1 rec)	2015
	5	Brandon Harris vs. New Mexico St. (3 pass, 2 rush)	2014
	5	Zach Mettenberger vs. UAB (5 pass)	2013
	5	Herb Tyler vs. Kentucky (3 rush, 2 pass)	1998
	5	Kevin Faulk at Kentucky (5 rush)	1997
	5	Tommy Hodson vs. Tennessee (4 pass, 1 rush)	1989
	5	Carlos Carson vs. Rice (5 rec)	1977


### SEASON

1.	29	JaMarcus Russell (1 rush, 28 pass)	2006
2.	29	Matt Mauck (1 rush, 28 pass)	2003
3.	25	Matt Flynn (4 rush, 21 pass)	2007
	25	Herb Tyler (7 rush, 18 pass)	1998
5.	24	Tommy Hodson (2 rush, 22 pass)	1989
6.	23	<b>Joe Burrow (7 rush, 16 pass)</b>	2018
	23	Leonard Fournette (22 rush, 1 rec)	2015
8.	22	Zach Mettenberger (22 pass)	2013
9.	21	Alan Risher (4 rush, 17 pass)	1982
10.	19	Tommy Hodson (19 rush)	1986
	19	LaBrandon Toefield (19 pass)	2001

### CAREER

1.	71	Tommy Hodson (2 rush, 69 pass)	1986-89
2.	63	Herb Tyler (23 rush, 40 pass)	1995-98
3.	56	JaMarcus Russell (4 rush, 52 pass)	2004-06
4.	53	Kevin Faulk (46 rush, 4 rec, 2 PR, 1 KOR)	1995-98
5.	50	Dalton Hilliard (44 rush, 6 rec)	1982-85
6.	46	Jordan Jefferson (12 rush, 34 pass)	2008-11
7.	44	Alan Risher (13 rush, 31 pass)	1980-82
8.	42	Leonard Fournette (40 rush, 1 rec, 1 KOR)	2014-16
9.	40	Matt Mauck (5 rush, 35 pass)	2001-03
	40	Charles Alexander (40 rush)	1975-78


\* - Denotes bowl game



Mike Miley



Danny Etling



Jarrett Lee

**LSU'S ALL-TIME STARTING QUARTERBACK CAREER RECORD (SINCE 1957)**

YEARS	QB	CAREER RECORD BY WINS
1986-89	Tommy Hodson	31-14-1
1995-98	Herb Tyler	27-11
2004-06	JaMarcus Russell	26-4
1957-59	Warren Rabb	25-7
2008-11	Jordan Jefferson	24-8
1983-85	Jeff Wickersham	21-12-2
1960-62	Jimmy Field	20-6-2
2011-13	Zach Mettenberger	19-6
2001-03	Matt Mauck	18-2
1980-82	Alan Risher	17-14-2
2016-17	Danny Etling	16-7
2008-11	Jarrett Lee	14-4
1977-79	David Woodley	14-7
1963-65	Pat Screen	13-3-1
1970-72	Bert Jones	12-4-1
1999-01	Rohan Davey	12-5
1992-95	Jamie Howard	12-19-1
2004-07	Matt Flynn	11-2
1967-69	Mike Hillman	11-2
1966-68	Fred Haynes	11-5-1
1976-79	Steve Ensminger	11-6
<b>2018-pres.</b>	<b>Joe Burrow</b>	<b>10-3</b>
1972-73	Mike Miley	9-3
1969-70	Buddy Lee	9-3
2014-16	Brandon Harris	9-5
2013-15	Anthony Jennings	9-4
1965-67	Nelson Stokley	9-5-1
1975-77	Pat Lyons	9-8-1
1999-00	Josh Booty	8-10
1963-65	Billy Ezell	7-5
1990-93	Chad Loup	7-10
1970-72	Paul Lyons	6-1
2002-04	Marcus Randall	6-7
1960-62	Lynn Amedee	4-0-1
1973-74	Billy Broussard	4-5-1
2008	Andrew Hatch	3-0
1990	Sol Graves	3-2
2007	Ryan Perrilloux	2-0
1990-92	Jesse Daigle	2-4
2002	Rick Clausen	1-0
1979-80	Robert Mahfouz	1-0
1974-76	Carl Otis Trimble	1-0
1967-69	Jimmy Gilbert	1-0
1998-99	Craig Nall	1-1
1975-77	Bobby Moreau	1-1
1985-88	Mickey Guidry	0-1
1995-97	Melvin Hill	0-3

**LSU'S ALL-TIME STARTING QUARTERBACK RECORD BY SEASON (SINCE 1957)**

YEAR	STARTING QUARTERBACK	RECORD
1957	Warren Rabb	5-5
1958	Warren Rabb	11-0
1959	Warren Rabb	9-2
1960	Jimmy Field	2-4
	Lynn Amedee	3-0-1
1961	Jimmy Field	10-1
1962	Jimmy Field	8-1-1
	Lynn Amedee	1-0
1963	Billy Ezell	4-3
	Pat Screen	3-1
1964	Pat Screen	5-0-1
	Billy Ezell	3-2
1965	Pat Screen	5-2
	Nelson Stokley	3-1
1966	Fred Haynes	4-3-1
	Nelson Stokley	1-1
1967	Nelson Stokley	5-3-1
	Fred Haynes	2-0
1968	Fred Haynes	5-2
	Mike Hillman	2-1
	Jimmy Gilbert	1-0
1969	Mike Hillman	9-1
1970	Buddy Lee	9-3
1971	Paul Lyons	6-1
	Bert Jones	3-2
1972	Bert Jones	9-2-1
1973	Mike Miley	9-3
1974	Billy Broussard	4-5-1
	Carl Otis Trimble	1-0
1975	Pat Lyons	4-5
	Bobby Moreau	1-1
1976	Pat Lyons	5-3-1
	Steve Ensminger	2-0
1977	Steve Ensminger	7-4
	David Woodley	1-0
1978	David Woodley	8-4
1979	David Woodley	5-3
	Steve Ensminger	2-2
1980	Alan Risher	6-4
	Robert Mahfouz	1-0
1981	Alan Risher	3-7-1
1982	Alan Risher	8-3-1
1983	Jeff Wickersham	4-7
1984	Jeff Wickersham	8-3-1
1985	Jeff Wickersham	9-2-1
1986	Tommy Hodson	9-3
1987	Tommy Hodson	10-0-1
	Mickey Guidry	0-1
1988	Tommy Hodson	8-4
1989	Tommy Hodson	4-7

1990	Sol Graves	3-2
	Chad Loup	2-4
1991	Chad Loup	3-3
	Jesse Daigle	2-3
1992	Chad Loup	2-2
	Jamie Howard	0-6
	Jesse Daigle	0-1
1993	Jamie Howard	5-5
	Chad Loup	0-1
1994	Jamie Howard	4-5
	Melvin Hill	0-2
1995	Herb Tyler	4-0
	Jamie Howard	3-3-1
	Melvin Hill	0-1
1996	Herb Tyler	10-2
1997	Herb Tyler	9-3
1998	Herb Tyler	4-6
	Craig Nall	0-1
1999	Craig Nall	1-0
	Rohan Davey	1-1
	Josh Booty	1-7
2000	Josh Booty	7-3
	Rohan Davey	1-1
2001	Rohan Davey	10-3
2002	Matt Mauck	5-1
	Marcus Randall	2-4
	Rick Clausen	1-0
2003	Matt Mauck	13-1
2004	JaMarcus Russell	5-0
	Marcus Randall	4-3
2005	JaMarcus Russell	10-2
	Matt Flynn	1-0
2006	JaMarcus Russell	11-2
2007	Matt Flynn	10-2
	Ryan Perrilloux	2-0
2008	Jarrett Lee	4-4
	Andrew Hatch	3-0
	Jordan Jefferson	1-1
2009	Jordan Jefferson	8-4
	Jarrett Lee	1-0
2010	Jordan Jefferson	11-2
2011	Jarrett Lee	9-0
	Jordan Jefferson	4-1
2012	Zach Mettenberger	10-3
2013	Zach Mettenberger	9-3
	Anthony Jennings	1-0
2014	Anthony Jennings	8-4
	Brandon Harris	0-1
2015	Brandon Harris	9-3
2016	Danny Etling	7-3
	Brandon Harris	1-1
2017	Danny Etling	9-4
<b>2018</b>	<b>Joe Burrow</b>	<b>10-3</b>



## ALL PURPOSE YARDS

GAME	
1. 376	Kevin Faulk vs. Houston (246 rush, 8 rec., 106 PR, 16 KOR)
2. 338	Josh Reed at Alabama (293 rec., 5 PR, 40 KOR)
3. 331	Odell Beckham, Jr. vs. UAB (15 rush, 136 rec., 59 PR, 21 KOR, 100 FGR)
4. 309	Leonard Fournette (285 rush, 25 rec.)
5. 300	Cecil Collins vs. Auburn (232 rush, 11 rec., 57 KOR)
6. 298	Devery Henderson at Kentucky (10 rush, 201 rec., 87 KOR)
7. 290	Odell Beckham, Jr. at Mississippi State (179 rec., 111 KOR)
8. 289	Odell Beckham, Jr. at Georgia (118 rec., -4 PR, 175, KOR)
9. 286	Domanick Davis vs. Mississippi State (122 rush, 128 PR, 36 KOR)
10. 285	Derrius Guice at Texas A&M (285 rush)

SEASON	
1. 2,315	Odell Beckham, Jr. (58 rush, 1,152 rec., 160 PR, 845 KOR, 100 FGR)
2. 2,206	Leonard Fournette (1,953 rush, 253 rec.)
3. 2,120	Domanick Davis (31 rush, 130 rec., 499 PR, 560 KOR)
4. 2,109	Kevin Faulk (1,279, rush, 287 rec., 265 PR, 278 KOR)
5. 2,104	Kevin Faulk (1,282 rush, 134 rec., 375 PR, 313 KOR)
6. 1,860	Josh Reed (7 rush, 1,740 rec., 5 PR, 108 KOR)
7. 1,786	Leonard Fournette (1,034 rush, 127 rec., 625 KOR)
8. 1,766	Charles Alexander (1,686 rush, 80 rec.)
9. 1,716	Derrius Guice (1,387 rush, 106 rec., 223 KOR)
10. 1,646	Kevin Faulk (1,144 rush, 93 rec., 192 PR, 217 KOR)

CAREER	
1. *6,883	Kevin Faulk (4,557 rush, 600 rec., 832 PR, 844 KOR)
2. 5,743	Domanick Davis (2,056 rush, 393 rec., 1,126 PR, 2,168 KOR)
3. 5,326	Dalton Hilliard (4,050 rush, 1,133 rec., 143 KOR)
4. 4,981	Leonard Fournette (3,830 rush, 526 rec., 625 KOR)
5. 4,513	Charles Alexander (4,035 rush, 431 rec., 47 KOR)
6. 4,118	Odell Beckham, Jr. (77 rush, 2,340 rec., 557 PR, 1,044 KOR, 100 FGR)
7. 4,066	Harvey Williams (2,860 rush, 674 rec., 532 KOR)
8. 4,019	Derrius Guice (3,074 rush, 250 rec., 695 KOR)
9. 3,833	Eric Martin (357 rush, 2,625 rec., 851 KOR)
10. 3,819	Eddie Kennison (140 rush, 1,554 rec., 947 PR, 1,178 KOR)

\* - SEC Record

## ALL PURPOSE YARDS PER GAME

SEASON	
1. 191.7	Kevin Faulk (1,279 rush, 287 rec., 265 PR, 278 KOR in 11 games)
2. 191.3	Kevin Faulk (1,282 rush, 134 rec., 375 PR, 313 KOR in 11 games)
3. 183.8	Leonard Fournette (1,953 rush, 253 rec. in 12 games)
4. 182.9	Kevin Faulk (1,144 rush, 93 rec., 192 PR, 217 KOR in 9 games)
5. 178.1	Odell Beckham Jr. (58 rush, 1,152 rec., 160 PR, 845 KOR in 13 games)

CAREER	
1. 166.7	Kevin Faulk (6,833 yards in 41 games)
2. 155.7	Leonard Fournette (4,981 yards in 32 games)
3. 137.2	Odell Beckham Jr. (4,118 yards in 30 games)

## SCORING • POINTS

GAME	
1. 30	Leonard Fournette vs. Texas Tech (5 TDs)
30	Kevin Faulk at Kentucky (5 TDs)
30	Carlos Carson vs. Rice (5 TDs)
4. 26	Harvey Williams vs. Miami (Ohio) (4 TDs, 1 2-PT Conv.)
26	Wendell Harris vs. Tulane (3 TDs, 1 FG, 2 PAT)
6. 24	11 players
Last:	Derrius Guice at Texas A&M (4 TDs)

SEASON	
1. 147	Colt David (1 TD, 26 FG, 63 PAT)
2. 138	Leonard Fournette (34 TDs)
3. 129	Cole Tracy (29 FG, 42 PAT)
4. 120	Josh Jasper (28 FG, 36 PAT)
5. 114	LaBrandon Toefield (19 TD)
6. 110	Drew Alleman (16 FG, 62 PAT)
7. 108	Charles Scott (18 TD)
8. 107	Drew Alleman (21 FG, 44 PAT)
9. 104	Charles Alexander (17 TD, 1 2-PT Conv.)
10. 102	Kevin Faulk (16 TDs)

CAREER	
1. 369	Colt David (54 FG, 201 PAT, 1 TD)
2. 318	Kevin Faulk (53 TDs)
3. 302	Dalton Hilliard (50 TDs, 1 2-PT Conv.)
4. 292	David Brownkye (61 FG, 109 PAT)
5. 279	John Corbello (50 FG, 129 PAT)
6. 254	Charles Alexander (42 TDs, 1 2-PT Conv.)
7. 252	Leonard Fournette (42 TDs)
8. 235	Colby Delahoussaye (35 FG, 130 PAT)
9. 217	Drew Alleman (37 FG, 106 PAT)
10. 216	Josh Jasper (47 FG, 75 PAT)

## SCORING • TOUCHDOWNS

GAME	
1. 5	Leonard Fournette vs. Texas Tech
5	Kevin Faulk at Kentucky
5	Carlos Carson vs. Rice
4. 4	Derrius Guice at Texas A&M
4	Odell Beckham, Jr. vs. UAB
4	LaBrandon Toefield vs. Utah State
4	Rondell Mealey vs. New Mexico State
4	Harvey Williams vs. Miami (Ohio)
4	Dalton Hilliard at Kentucky
4	Charles Alexander vs. Oregon
4	Ken Kavanaugh Sr. at Holy Cross

SEASON	
1. 23	Leonard Fournette
2. 19	LaBrandon Toefield
3. 18	Charles Scott
4. 17	Kevin Faulk
17	Charles Alexander
6. 16	Dalton Hilliard
16	Charles Alexander
16	Jeremy Hill
9. 15	Stevan Ridley
15	Kevin Faulk

CAREER	
1. 53	Kevin Faulk
2. 50	Dalton Hilliard
3. 42	Leonard Fournette
42	Charles Alexander
5. 35	Charles Scott
6. 33	Rondell Mealey
7. 32	Derrius Guice
8. 30	Garry James
9. 29	Harvey Williams
29	Terry Robiskie

## LONGEST SCORING PLAYS • RETURNS

1. 100	Leonard Fournette, Kickoff vs. Notre Dame
100	Odell Beckham, Jr., FG vs. UAB
100	Craig Loston, INT vs. Ole Miss
100	Eddie Kennison, Punt vs. Mississippi State
100	Greg Jackson, INT at Mississippi State
100	Eric Martin, Kickoff vs. Kentucky
100	Sammy Grezaffi, Kickoff at Tennessee
100	White Graves, INT at Kentucky
100	Ken Kavanaugh Sr., Fumble at Rice



**Cole Tracy**

**Kicking**

**FIELD GOAL ATTEMPTS**

GAME	Player	Year
1. 6	David Brown dyke (made 4) vs. Ole Miss	1986
6	Juan Roca (made 1) vs. Florida	1972
3. 5	Cole Tracy (made 5) vs. Georgia	2018
5	Trent Domingue (made 3) vs. Texas A&M	2015
5	Josh Jasper (made 5) vs. Mississippi St.	2010
5	Colt David (made 3) at Arkansas	2008
5	John Corbello (made 3) vs. So. Carolina	2002
5	David Lafleur (made 4) at Auburn	1994
5	David Brown dyke (made 4) at Mississippi St.	1986
5	Mike Conway (made 4) at Kentucky	1978
5	Carlos Rabb (made 3) at Florida	1967

**SEASON**

1. 34	Josh Jasper (28/34)	2010
2. 33	Cole Tracy (29/33)	2018
33	Colt David (26/33)	2007
4. 29	Drew Alleman (21/29)	2012
5. 24	John Corbello (17/24)	2002
6. 23	John Corbello (14/23)	2001
23	David Brown dyke (19/23)	1988
8. 21	Colt David (16/21)	2008
21	Doug Moreau (13/21)	1964
10. 20	Josh Jasper (17/20)	2009
20	David Brown dyke (14/20)	1987
20	Juan Betanzos (12/20)	1984

**CAREER**

1. 77	John Corbello (50/77)	1999-02
2. 75	David Brown dyke (61/75)	1986-89
3. 72	Colt David (54/72)	2005-08
4. 56	Josh Jasper (47/56)	2008-10
5. 55	Juan Betanzos (36/55)	1982-84
6. 50	André LaFleur (37/50)	1993-95
7. 48	Mike Conway (33/48)	1975-78
8. 47	Drew Alleman (37/47)	2011-12
9. 45	Pedro Suarez (33/45)	1990-92
10. 44	Colby Delahoussaye (35/44)	2013-16
44	Chris Jackson (26/44)	2003-06

**FIELD GOALS MADE**

GAME	Player	Year
1. 5	Cole Tracy vs. Georgia	2018
5	Josh Jasper vs. Mississippi State	2010
3. 4	Cole Tracy vs. UCF	2018
4	Cole Tracy vs. Mississippi State	2018
4	Cole Tracy vs. Miami	2018
4	Connor Culp at Ole Miss	2017
4	Mike Conway at Kentucky	1978
4	David Brown dyke vs. Ole Miss	1986
4	David Brown dyke at Mississippi State	1986
4	David Brown dyke at Georgia	1987
4	David Brown dyke at Ohio State	1988
4	André LaFleur at Auburn	1994
4	John Corbello vs. Miami (Ohio)	2002
4	Josh Jasper vs. Arkansas	2009
4	Drew Alleman at Mississippi State	2011



**Colt David**

**SEASON**

1. 29	Cole Tracy (33 att.)	2018
2. 28	Josh Jasper (34 att.)	2010
3. 26	Colt David (33 att.)	2007
4. 21	Drew Alleman (29 att.)	2012
5. 19	David Brown dyke (23 att.)	1988
6. 17	John Corbello (24 att.)	2002
17	Josh Jasper (20 att.)	2009
8. 16	Colt David (21 att.)	2008
16	Drew Alleman (18 att.)	2011
10. 15	Pedro Suarez (17 att.)	1990
11. 14	John Corbello (23 att.)	2001
14	André LaFleur (17 att.)	1993
14	David Brown dyke (14 att.)	1989
14	David Brown dyke (20 att.)	1987
14	David Brown dyke (18 att.)	1986
14	Juan Betanzos (18 att.)	1983
14	Mike Conway (15 att.)	1978

**CAREER**

1. 61	David Brown dyke (75 att.)	1986-89
2. 54	Colt David (72 att.)	2005-08
3. 50	John Corbello (77 att.)	1999-2002
4. 47	Josh Jasper (56 att.)	2008-10
5. 37	André LaFleur (50 att.)	1993-95
37	Drew Alleman (47 att.)	2011-12
7. 36	Juan Betanzos (55 att.)	1982-84
8. 35	Colby Delahoussaye (44 att.)	2013-16
9. 33	Mike Conway (48 att.)	1975-78
33	Pedro Suarez (45 att.)	1990-92

**LONG FIELD GOALS**

GAME	Player	Year
1. 54	Cole Tracy vs. Miami	2018
54	Wade Richey vs. Kentucky	1996
54	Ron Lewis at North Carolina	1985
4. 53	Josh Jasper vs. Louisiana-Monroe	2010
53	Colt David vs. Georgia Tech	2008
53	Chris Jackson at Arkansas	2004
53	Juan Roca at Rice	1972
8. 52	Josh Jasper vs. Louisiana-Lafayette	2009
52	Colt David vs. Ole Miss	2008
52	Colt David vs. Troy	2008
52	David Brown dyke vs. Ole Miss	1986
52	Juan Roca vs. Mississippi State	1973
52	Juan Roca vs. Wisconsin	1972

**FIELD GOAL PERCENTAGE**

SEASON	Player	Year
(Min. 10 attempts)		
1. 100.0	David Brown dyke (14 of 14)	1989
2. 93.3	Mike Conway (14 of 15)	1978
3. 92.9	Colby Delahoussaye (13 of 14)	2013
4. 88.9	Drew Alleman (16 of 18)	2011
5. 88.0	Pedro Suarez (15 of 17)	1990
6. 87.9	Cole Tracy (29 of 33)	2010
7. 85.0	Josh Jasper (17 of 20)	2009
8. 83.3	Johnston (10 of 12)	1981
9. 83.0	David Brown dyke (19 of 23)	1988
10. 82.4	Josh Jasper (28 of 34)	2010



**Josh Jasper**

**CAREER:**

(Min. 20 attempts)	Player	Year
1. .879	Cole Tracy (29-33)	2018
2. .839	Josh Jasper (47-56)	2008-10
3. .813	David Brown dyke (61-75)	1986-89
4. .800	David Johnston (16-20)	1980-81
5. .796	Colby Delahoussaye (35-44)	2014-16
6. .787	Drew Alleman (37-47)	2011-12
7. .750	Colt David (54-72)	2005-08
8. .740	André LaFleur (37-50)	1993-95
9. .733	Pedro Suarez (33-45)	1990-92
10. .714	Trent Domingue (15-21)	2014-15

**PAT KICKS MADE**

GAME	Player	Year
1. 10	Bobby Moreau vs. Rice	1977
2. 9	Colby Delahoussaye vs. New Mexico St.	2014
9	Wade Richey vs. New Mexico State	1996
9	Drew Alleman vs. Idaho	2012
5. 8	Colby Delahoussaye at Mississippi St.	2013
8	Colby Delahoussaye vs. UAB	2013
8	Colt David vs. North Texas	2005
8	Mark Lumpkin vs. Ole Miss	1970
8	Mike Conway vs. Oregon	1977
8	David Brown dyke vs. Cal State Fullerton	1987

**SEASON**

1. 63	Colt David	2007
2. 62	Drew Alleman	2011
3. 56	Colby Delahoussaye	2013
4. 50	Colt David	2006
5. 49	Trent Domingue	2015
6. 47	Juan Betanzos	1982
7. 45	Colt David	2005
8. 44	Colt David	2008
44	Drew Alleman	2012
10. 42	Cole Tracy	2018
42	Wade Richey	1996

**CAREER**

1. 201	Colt David	2005-08
2. 130	Colby Delahoussaye	2013-16
3. 129	John Corbello	1999-2002
4. 109	David Brown dyke	1986-89
5. 106	Drew Alleman	2011-12
6. 92	Mark Lumpkin	1968-70
7. 90	Juan Betanzos	1982-84
8. 88	Mike Conway	1975-78
9. 81	Rusty Jackson	1972-74
10. 78	André LaFleur	1993-95

**CONSECUTIVE PAT KICKS MADE**

1. 109	David Brown dyke	1986-89
2. 106	Drew Alleman	2011-12
3. 77	Colt David	2005-06
4. 72	Colt David	2006-07
5. 69	André LaFleur	1993-95
6. 56	Josh Jasper	2008-10
7. 47	John Corbello	1999-02
8. 43	Juan Betanzos	1982
9. 42	Cole Tracy	2018
42	Trent Domingue	2015
42	Mike Conway	1976-77
42	Pedro Suarez	1989-92





Tommy Casanova

Domanick Davis

**CAREER**

1.	1,126	Domanick Davis (94 ret.)	1999-2002
2.	1,064	Skylar Green (77 ret.)	2002-05
3.	947	Eddie Kennison (75 ret.)	1993-95
4.	905	Sammy Grezaffi (79 ret.)	1965-67
5.	832	Kevin Faulk (61 ret.)	1995-98
6.	688	Tre'Davious White (31 ret.)	2014-16
7.	687	Joe Labruzzo (48 ret.)	1963-65
8.	673	Tre'Davious White (69 ret.)	2013-16
9.	647	Trindon Holliday (43 ret.)	2006-09
10.	597	Norman Jefferson (78 ret.)	1983-86

**PUNT RETURN TOUCHDOWNS**

<b>GAME</b>			
1.	2	Tommy Casanova vs. Ole Miss	1970
<b>SEASON</b>			
1.	3	Pinky Rohm	1937
<b>CAREER</b>			
1.	4	Skylar Green	2002-05

**LONGEST PUNT RETURNS**

1.	*100	Eddie Kennison vs. Mississippi State	1994
2.	93	Chad Jones at Mississippi State	2009
3.	92	Tyrann Mathieu vs. Arkansas	2011
	92	Trindon Holliday vs. North Texas	2008
	92	Kenny Konz at Tulane	1949
6.	90	Craig Burns vs. Mississippi State	1970
7.	89	Billy Cannon vs. Ole Miss	1959
	89	Odell Beckham Jr. vs. Ole Miss	2012
9.	87	Patrick Peterson vs. North Carolina	2010
	87	Trindon Holliday vs. Arkansas	2009

\* - NCAA Record

**LONGEST MISSED FIELD GOAL RETURNS**

1.	*100	Odell Beckham, Jr. vs. UAB	2013
----	------	----------------------------	------

\* - NCAA Record

**Kickoff Returns**

**MOST RETURNS**

<b>GAME</b>			
1.	7	Odell Beckham, Jr. at Georgia	2013
	7	Trindon Holliday vs. Georgia	2008
	7	Trindon Holliday at Florida	2008
4.	6	Eddie Kennison at Texas A&M	1995
5.	5	Leonard Fournette vs. Wisconsin	2014
	5	Odell Beckham, Jr. at Mississippi State	2013
	5	Morris Claiborne at Alabama	2011
	5	Domanick Davis vs. Alabama	2002
	5	Domanick Davis vs. Arkansas	2001
	5	Robert Dow vs. Vanderbilt	1976

**SEASON**

1.	32	Odell Beckham, Jr. (845 yards)	2013
	32	Patrick Peterson (932 yards)	2010
3.	27	Trindon Holliday (609 yards)	2008
4.	25	Domanick Davis (618 yards)	1999
5.	24	Leonard Fournette (625 yards)	2014
	24	Domanick Davis (560 yards)	2002
	24	Domanick Davis (572 yards)	2000
8.	23	Robert Dow (598 yards)	1975

**CAREER**

1.	95	Domanick Davis (2,168 yards)	1999-2002
2.	73	Trindon Holliday (1,806 yards)	2006-09
3.	70	Robert Dow (1,780 yards)	1973-76
4.	51	Eddie Kennison (1,178 yards)	1993-95
5.	43	Sammy Martin (1,066 yards)	1984-87
6.	42	Odell Beckham Jr. (1,044 yards)	2011-13
7.	38	Skylar Green (792 yards)	2002-05
	38	Hokie Gajan (890 yards)	1977-80
9.	34	Kevin Faulk (744 yards)	1995-98
	34	David Butler (794 yards)	1992-95

**YARDS RETURNED**

<b>GAME</b>			
1.	164	Trindon Holliday vs. Georgia (7 ret.)	2008
2.	163	Patrick Peterson at Arkansas (4 ret.)	2010
3.	155	Eddie Kennison at Texas A&M (6 ret.)	1995
4.	154	Morris Claiborne at West Virginia (3 ret.)	2011
5.	145	Eric Martin vs. Kentucky (2 ret.)	1981
6.	141	Trindon Holliday at Florida (7 ret.)	2008
7.	137	Hokie Gajan vs. Wyoming (3 ret.)	1978
8.	136	Odell Beckham, Jr. vs. TCU (4 ret.)	2013

**SEASON (SINCE 1937)**

1.	932	Patrick Peterson (32 ret.)	2010
2.	845	Odell Beckham, Jr. (32 ret.)	2013
3.	625	Leonard Fournette (24 ret.)	2014
4.	618	Domanick Davis (25 ret.)	1999
5.	609	Trindon Holliday (27 ret.)	2008
6.	598	Robert Dow (23 ret.)	1975
7.	572	Domanick Davis (24 ret.)	2000
8.	560	Domanick Davis (24 ret.)	2002

**CAREER**

1.	2,168	Domanick Davis (95 ret.)	1999-2002
2.	1,806	Trindon Holliday (73 ret.)	2006-09
3.	1,780	Robert Dow (70 ret.)	1973-76
4.	1,178	Eddie Kennison (51 ret.)	1993-95
5.	1,066	Sammy Martin (43 ret.)	1984-87
6.	1,044	Odell Beckham, Jr. (42 ret.)	2011-13

**LONGEST KICKOFF RETURNS**

1.	*100	Leonard Fournette vs. Notre Dame • TD	2014
	*100	Eric Martin vs. Kentucky • TD	1981
	*100	Sammy Grezaffi at Tennessee • TD	1967
4.	99	Morris Claiborne at West Virginia • TD	2011
	99	Hokie Gajan vs. Wyoming • TD	1978
	99	J.W. Brodnax at Florida • TD	1957
7.	98	Trindon Holliday at Ole Miss • TD	2007
	98	Jerry Stovall at Georgia Tech • TD	1962
9.	97	Billy Cannon at Texas Tech • TD	1957
10.	95	Joe May vs. Kentucky • TD	1955

\* - NCAA Record

**Miscellaneous Records**

**CAREER STARTS**

1.	53	Ciron Black	2006-09
2.	52	Andrew Whitworth	2002-05
3.	48	LaRon Landry	2003-06
	48	Jerel Myers	1999-02
	48	Rodney Reed	2000-03

**CONSECUTIVE STARTS**

1.	53	Ciron Black	2006-09
2.	52	Andrew Whitworth	2002-05
3.	48	LaRon Landry	2003-06
	48	Rodney Reed	2000-03

**ALL-TIME KICKOFF RETURNS FOR TOUCHDOWNS**

**YARDS PLAYER**

100	Leonard Fournette vs. Notre Dame (Dec. 30, 2014) – Music City Bowl
100 *	Eric Martin vs. Kentucky (Oct. 17, 1981)
100	Sammy Grezaffi at #4 Tennessee (Oct. 28, 1967)
99	Morris Claiborne at #16 West Virginia (Sept. 24, 2011)
99	Hokie Gajan vs. Wyoming (Dec. 2, 1978)
99	J. W. Brodnax at Florida (Oct. 26, 1957)
98	Trindon Holliday at Ole Miss (Nov. 17, 2007)
98	Jerry Stovall at #5 Georgia Tech (Oct. 6, 1962)
97	Billy Cannon at Texas Tech (Oct. 5, 1957)
95	Joe May vs. Kentucky (Sept. 17, 1955)
93	Pinky Rohm vs. Louisiana Normal (Nov. 20, 1937)
92	Trindon Holliday at #5 Arkansas (Nov. 24, 2006)
92	Eddie Kennison vs. Michigan St. (Dec. 29, 1995) – Independence Bowl
92	Robert Dow vs. Utah (Nov. 30, 1974)
88	Kevin Faulk at #10 Notre Dame (Nov. 21, 1998)
87	Kenny Konz at Vanderbilt (Nov. 6, 1948)
86	Pinky Rohm vs. Loyola-New Orleans (Oct. 30, 1937)

\* = most recent LSU kickoff return for TD in Tiger Stadium.

**ALL-TIME PUNT RETURNS FOR TOUCHDOWNS**

**YARDS PLAYER**

100	Eddie Kennison vs. Mississippi State (Sept. 10, 1994)
93	Chad Jones at Mississippi State (Sept. 18, 2009)
92	Tyrann Mathieu vs. Arkansas (Nov. 25, 2011)
92	Trindon Holliday vs. North Texas (Sept. 13, 2008)
92	Ken Konz at #10 Tulane (Nov. 26, 1949)
90	Craig Burns vs. Mississippi State (Nov. 14, 1970)
89	Odeell Beckham Jr. vs. Ole Miss (Nov. 17, 2012)
89	Billy Cannon vs. #3 Ole Miss (Oct. 31, 1959)
87	Patrick Peterson vs. #18 North Carolina (Sept. 4, 2010)
87	Trindon Holliday vs. Arkansas (Nov. 28, 2009)
84	Norman Hodgins vs. Rice (Oct. 2, 1971)
83	Joe Labruzzo vs. Texas A&M (Sept. 21, 1963)
82	Joe Labruzzo vs. Rice (Sept. 25, 1965)
80	Skyler Green vs. Florida (Oct. 11, 2003)
80	Sammy Grezaffi at Kentucky (Oct. 15, 1966)
78	Domanick Davis vs. Mississippi State (Sept. 28, 2002)
78	Kevin Faulk vs. Houston (Sept. 7, 1996)
78	Sammy Grezaffi vs. Tulane (Nov. 20, 1965)
77	Craig Davis vs. Fresno State (Oct. 21, 2006)
76	Kenny Konz vs. Georgia Tech (Oct. 14, 1950)
75 *	DJ Chark vs. #10 Auburn (Oct. 14, 2017)
75	Norman Jefferson vs. Baylor (Dec. 27, 1985) – Liberty Bowl
74	Todd Kinchen vs. Kentucky (Oct. 19, 1991)
74	Tommy Casanova vs. #16 Ole Miss (Dec. 5, 1970)
73	Todd Kinchen vs. Arkansas State (Oct. 12, 1991)
71	Domanick Davis vs. Ole Miss (Oct. 27, 2001)
70	Odeell Beckham Jr. vs. North Texas (Sept. 1, 2012)
69	Tre'Davious White at Syracuse (Sept. 26, 2015)
68	Tommy Casanova at Rice (Sept. 27, 1969)
67	Tre'Davious White vs. Kentucky (Oct. 18, 2014)
66	Skyler Green vs. #16 Auburn (Oct. 22, 2005)
65	DJ Chark vs. Chattanooga (Sept. 9, 2017)
65	Skyler Green vs. Vanderbilt (Oct. 30, 2004)
65	Norman Jefferson at Ole Miss (Oct. 29, 1983)
62	Tyrann Mathieu vs. #12 Georgia (Dec. 3, 2011) – SEC Championship Game
62	Skyler Green at Arizona (Sept. 6, 2003)
62	Wendell Harris vs. Texas A&M (Sept. 30, 1961)
61	Tommy Casanova vs. #16 Ole Miss (Dec. 5, 1970)
61	Craig Burns vs. #16 Ole Miss (Dec. 5, 1970)
60	Tre'Davious White vs. Jacksonville State (Sept. 10, 2016)
60	Patrick Peterson vs. West Virginia (Sept. 25, 2010)
60	Chris Williams at Tulane (Nov. 19, 1977)
60	Pinky Rohm vs. Texas (Oct. 2, 1937)
58	Kevin Faulk vs. Arkansas State (Sept. 12, 1998)
54	Clinton Burrell vs. Ole Miss (Nov. 2, 1974)
53	J.W. Brodnax at #14 Ole Miss (Nov. 9, 1957)
53	Pinky Rohm vs. Mississippi State (Nov. 6, 1937)
50	Larry Foster vs. Idaho (Sept. 26, 1998)
39	Craig Burns vs. #19 Florida State (Dec. 30, 1968) – Peach Bowl
35	Pinky Rohm vs. Loyola-New Orleans (Oct. 30, 1937)
34	Johnny Robinson at Tulane (Nov. 22, 1958)
31	Derwood Graham vs. #18 Mississippi State (Nov. 12, 1955)

\* = most recent LSU punt return for TD in Tiger Stadium.



Trindon Holliday



Kevin Faulk

**ALL-TIME RETURN/RECOVERY OF BLOCKED PUNT FOR TOUCHDOWN**

**YARDS PLAYER**

33	Paul Ziegler at Florida (Oct. 15, 1955)
29	Craig Steltz at #15 Arizona State (Sept. 10, 2005)
19	Ernie Maggiorie vs. Texas A&M (Sept. 18, 1965)
19	Blythe Clark vs. Mississippi State (Nov. 6, 1937)
13	Tommy Fussell at Miami (Fla) (Oct. 9, 1965)
4	Tommy Fussell vs. Texas A&M (Sept. 19, 1964)
3	David Lee vs. Florida (Oct. 6, 1973)
0	Ryan Clark at #12 Mississippi State (Oct. 23, 1999)
0	Kenny Mixon at Ole Miss (Oct. 29, 1994)
0	Alex Knight vs. #11 Texas A&M (Sept. 20, 1975)
0	George Bevan vs. South Carolina (Sept. 17, 1966)
0	Gene Sykes vs. #7 Colorado (Jan. 1, 1962) – Orange Bowl
0	Billy West at Georgia (Oct. 20, 1951)



**Anthony McFarland**

**TACKLES**

**GAME**

1.	21	Al Richardson vs. South Carolina	1982
2.	20	Kevin Minter at Florida	2012
	20	Chuck Wiley at Kentucky	1995
	20	Rudy Harmon at Florida	1988
	20	Toby Caston vs. Georgia	1986

**SEASON**

1.	154	Bradie James	2002
2.	150	Al Richardson	1981
3.	144	Lawrence Williams	1981
4.	133	Devin White	2017
5.	130	Kevin Minter	2012
6.	129	Al Richardson	1980
7.	123	Devin White	2018
	123	Lawrence Williams	1982
9.	122	Steve Cassidy	1975
10.	121	Al Richardson	1982

**CAREER**

1.	452	Al Richardson	1979-82
2.	418	Bradie James	1999-02
3.	386	Lawrence Williams	1979-82
4.	346	Steve Cassidy	1972-75
5.	336	Shawn Burks	1983-85
6.	316	Lyman White	1977-80
7.	315	LaRon Landry	2003-06
	315	Ryan Clark	1998-01
9.	311	Kelvin Sheppard	2007-10
10.	305	Toby Caston	1983-86

**TACKLES FOR LOSS**

**GAME (SINCE 1971)**

1.	6.0	Marcus Spears vs. Troy	2004
	6.0	Gabe Northern at Ole Miss	1994
3.	5.0	Anthony McFarland vs. Arkansas St.	1998
4.	4.5	Drake Nevis at Florida	2010
5.	<b>4.0</b>	<b>Rashard Lawrence vs. UCF*</b>	<b>2018</b>
	4.0	Devin White at Texas A&M	2018
	<b>4.0</b>	<b>JaCoby Stevens at Texas A&amp;M</b>	<b>2018</b>
	4.0	Kendell Beckwith vs. Texas Tech	2015
	4.0	Claude Wroten vs. Alabama	2004
	4.0	Jarvis Green vs. San Jose State	1999
	4.0	Anthony McFarland vs. Georgia	1998
	4.0	Bobby Williams vs. Alabama	1992
	4.0	Michael Brooks at Kentucky	1984
	4.0	Leonard Marshall vs. Oregon State	1981
	4.0	Lyman White at Colorado	1979
	4.0	Bobby Conn vs. Florida	1975
	4.0	Charles Miciotto vs. Texas A&M	1972



**Al Richardson**

**TACKLES FOR LOSS**

**SEASON (SINCE 1972)**

1.	23	Gabe Northern	1994
2.	21	Kenny Bordelon	1975
3.	18	Anthony McFarland	1998
4.	17	Marcus Spears	2004
	17	Jarvis Green	1998
6.	16	Chad Lavalais	2003
	16	Michael Brooks	1985
	16	John Adams	1978
9.	15	Kevin Minter	2012
	15	Barkevious Mingo	2011
	15	Chuck Wiley	1995

**CAREER**

1.	55	Anthony McFarland	1995-98
2.	43	Chuck Wiley	1994-97
3.	40	Gabe Northern	1992-95
4.	39	Jarvis Green	1998-01
5.	38	Michael Brooks	1983-86
6.	37	Ron Sancho	1985-88
7.	34.5	Marcus Spears	2001-04
8.	32.5	Chad Lavalais	2000-03
	32.5	Sam Montgomery	2010-12
10.	30	Kenny Bordelon	1972-75
11.	29	Devin White	2016-18
	29	Barkevious Mingo	2010-12

**SACKS**

**GAME**

1.	4	Chuck Wiley at South Carolina	1995
2.	3	Many Times	
		Last: Tashawn Bower vs. Louisville*	2016

**SEASON**

1.	12	Arden Key	2016
2.	11	Gabe Northern	1994
3.	10	Rydell Malancon	1981
4.	9	Sam Montgomery	2011
	9	Melvin Oliver	2005
	9	Marcus Spears	2004
	9	Gabe Northern	1995
	9	Ron Sancho	1987
9.	8.5	Tyson Jackson	2006
10.	8	Many Times	
		Last: Lewis Neal	2015

**CAREER**

1.	25	Rydell Malancon	1980-83
2.	23	Ron Sancho	1985-88
3.	21	Arden Key	2015-17
	21	Gabe Northern	1992-95
5.	20	Melvin Oliver	2002-05
	20	Jarvis Green	1998-01
7.	19	Sam Montgomery	2010-12
	19	Marcus Spears	2001-04
	19	Chuck Wiley	1994-97
10.	18.5	Tyson Jackson	2006-09



**Chuck Wiley**

**INTERCEPTIONS**

**GAME**

1.	3	Craig Steltz at Mississippi State	2007
	3	Corey Webster at Florida	2002
	3	Chris Williams at Rice	1978
	3	Clinton Burrell at Tulane	1975
	3	Craig Burns vs. Ole Miss	1970
	3	Jerry Joseph vs. Kentucky	1965
	3	Kenny Konz at Tulane	1949

**SEASON**

1.	8	Chris Williams (72 yards)	1978
	8	Craig Burns (117 yards)	1970
3.	7	Corey Webster (60 yards)	2003
	7	Corey Webster (75 yards)	2002
	7	Cedric Donaldson (192 yards)	1997
	7	Greg Jackson (219 yards)	1988
7.	6	Greedy Williams (32 yards)	2017
	6	Morris Claiborne (173 yards)	2011
	6	Craig Steltz (153 yards)	2007
	6	Chris Carrier (98 yards)	1986
	6	Liffort Hobley (66 yards)	1984
	6	Chris Williams (8 yards)	1980
	6	Jerry Joseph (64 yards)	1965

**CAREER**

1.	20	Chris Williams (91 yards)	1977-80
2.	16	Corey Webster (181 yards)	2001-04
3.	12	LaRon Landry (151 yards)	2003-06
	12	Craig Burns (139 yards)	1968-70
	12	Charles Oakley (251 yards)	1951-53
6.	11	Morris Claiborne (274 yards)	2009-11
	11	Craig Steltz (286 yards)	2004-07
	11	Tory James (110 yards)	1992-95
	11	Greg Jackson (260 yards)	1985-88
10.	10	Mark Roman (263 yards)	1996-99
	10	Chris Carrier (144 yards)	1984-87
	10	Kevin Guidry (54 yards)	1984-87
	10	Norman Jefferson (58 yards)	1983-86
	10	Liffort Hobley (120 yards)	1980-84
	10	Willie Teal (120 yards)	1976-79

**INTERCEPTION RETURN YARDS**

**GAME**

1.	100	Craig Loston vs. Mississippi St. (1 INT)	2012
	100	Craig Steltz at Mississippi St. (3 INTS)	2007
	100	Greg Jackson at Mississippi St. (1 INT)	1988
	100	White Graves at Kentucky (1 INT)	1964
5.	99	Cedric Donaldson vs. Florida (2 INTS)	1997
6.	89	Morris Claiborne at Tennessee (1 INT)	2011
	89	Wayne Williams vs. Vanderbilt (2 INTS)	1991
8.	85	Patrick Peterson vs. UL-Monroe (1 INT)	2010
	85	Mark Roman vs. Tulane (1 INT)	1996
	85	Clinton Burrell vs. Tulane (2 INTS)	1974
11.	77	Billy Cannon vs. TCU (1 INT)	1959



**LaRon Landry**

**SEASON**

1.	219	Greg Jackson (7 INTs)	1988
2.	192	Cedric Donaldson (7 INTs)	1997
3.	173	Morris Claiborne (6 INTs)	2011
4.	153	Craig Steltz (6 INTs)	2007
5.	145	Billy Cannon (4 INTs)	1959
6.	141	Charles Oakley (6 INTs)	1952
7.	134	Patrick Peterson (4 INTs)	2010
8.	125	George Brancato (7 INTs)	1952
9.	117	Craig Burns (8 INTs)	1970
10.	116	Mark Roman (4 INTs)	1996

**CAREER**

1.	286	Craig Steltz (11 INTs)	2004-07
2.	274	Morris Claiborne (11 INTs)	2009-11
3.	263	Mark Roman (10 INTs)	1996-99
4.	260	Greg Jackson (11 INTs)	1985-88
5.	251	Charles Oakley (12 INTs)	1951-53
6.	199	Cedric Donaldson (8 INTs)	1996-97
7.	181	Corey Webster (16 INTs)	2001-04
8.	171	Patrick Peterson (7 INTs)	2008-10
9.	170	Jonathan Zenon (9 INTs)	2003-07
10.	168	Damien James (9 INTs)	1999-02

**PASSES DEFENDED**

**SEASON**

1.	32	Corey Webster	2003
2.	28	Travis Daniels	2003
3.	21	Chevis Jackson	2007
4.	17	Greedy Williams	2017
	17	Demetrius Hookfin	2002
	17	Corey Webster	2002
7.	16	Chevis Jackson	2006
	16	Jonathan Zenon	2006
9.	15	Patrick Peterson	2009
	15	Norman LeJeune	2002

**CAREER**

1.	62	Corey Webster	2001-04
2.	44	Chevis Jackson	2004-07
3.	40	LaRon Landry	2003-06
4.	35	Travis Daniels	2001-04
5.	34	Tre'Davious White	2013-16
	34	Morris Claiborne	2009-11
	34	Jonathan Zenon	2004-07
8.	31	Patrick Peterson	2008-10
9.	29	Tharold Simon	2010-12
	29	Demetrius Hookfin	1999-02



**Tyrann Mathieu**

**FUMBLE RECOVERIES**

**SEASON**

1.	6	Alex Knight	1976
2.	5	Tyrann Mathieu	2011
	5	Greg Dubroc	1981
4.	4	Trev Faulk	2000
	4	Ramsey Dardar	1980
	4	Lyman White	1978
	4	Sammy Grezaffi	1967

**CAREER**

1.	11	Greg Dubroc	1981-84
2.	9	Jeffery Dale	1981-84
3.	8	Tyrann Mathieu	2010-11
	8	Lyman White	1977-80
	8	Alex Knight	1974-76
6.	7	Ron Sancho	1985-88
	7	Sammy Grezaffi	1965-67
8.	6	Al Richardson	1979-82
	6	Ramsey Dardar	1980-82
	6	John Adams	1976-79
	6	Rand Dennis	1972-74

**FORCED FUMBLES**

**SEASON**

1.	6	Tyrann Mathieu	2011
2.	5	Tyrann Mathieu	2010
	5	Mark Roman	1998
4.	3	Devin White	2018
	3	Arden Key	2016
	3	Drake Nevis	2010
	3	Harry Coleman	2009
	3	Craig Steltz	2007
	3	Danny McCray	2006
	3	Ali Highsmith	2005
	3	Jarvis Green	1999
	3	Ryan Clark	1999
	3	Joe Wesley	1998
	3	Mike Sutton	1996
	3	Gabe Northern	1995
	3	Ricardo Washington	1991

**CAREER**

1.	*11	Tyrann Mathieu	2010-11
2.	7	Ali Highsmith	2004-07
3.	6	Kelvin Sheppard	2007-10
	6	Clarence LeBlanc	1996-99
5.	5	Mark Roman	1996-99
	5	Gabe Northern	1992-95
	5	Eric Hill	1985-88
8.	4	Devin White	2016-18
	4	Arden Key	2015-17
	4	Ronald Martin	2011-14
	4	Barkevious Mingo	2010-12
	4	Drake Nevis	2007-10
	4	Harry Coleman	2006-09

\* - SEC record



**Corey Webster**

**ALL-TIME FUMBLE RETURNS FOR TDS**

YDS	PLAYER
100	Ken Kavanaugh Sr. at Rice (Oct. 9, 1937)
<b>58</b>	<b>Michael Divinity at Texas A&amp;M (Nov. 24, 2018)</b>
37	Gabe Northern vs. Michigan St. (Dec. 29, 1995) – Independence Bowl
36	Kenny Konz vs. Texas A&M (Oct. 9, 1948)
29	Lavar Edwards vs. UL-Monroe (Nov. 13, 2010)
25	Danielle Hunter vs. Mississippi St. (Sept. 20, 2014)
25	Eric Alexander vs. Arkansas (Nov. 28, 2003)
25	Dwight Robinson at Florida (Oct. 28, 1961)
24	Chris Hawkins vs. Tulane (Nov. 1, 2008)
23	Tyrann Mathieu vs. Kentucky (Oct. 1, 2011)
22	Ali Highsmith at Vanderbilt (Oct. 8, 2005)
15	Jason LeDoux at South Carolina (Oct. 18, 2003)
8	Cameron Vaughn vs. Alabama (Nov. 13, 2004)
3	Tyrann Mathieu vs. #3 Oregon (Sept. 3, 2011)
1	Johnny Robinson vs. Tulane (Nov. 30, 1957)
0	Kevin Minter at Ole Miss (Nov. 19, 2011)
0	Chuck Wiley at Alabama (Nov. 8, 1997)
0	Mike Williams vs. Kentucky (Oct. 20, 1973)
0	Walter Barnes vs. Mississippi State (Oct. 5, 1946)



**Morris Claiborne**

**ALL-TIME INTERCEPTION RETURNS FOR TOUCHDOWNS**

YARDS	PLAYER
100	Craig Loston vs. #22 Mississippi State (Nov. 10, 2012)
100	Greg Jackson at Mississippi State (Nov. 12, 1988)
99	White Graves at Kentucky (Oct. 17, 1964)
85	Mark Roman vs. Tulane (Nov. 23, 1996)
85	Larry King vs. #18 Mississippi State (Nov. 12, 1955)
83	Jabbo Stell vs. Louisiana Normal (Nov. 20, 1937)
82	Dan Sandifer vs. Alabama (Nov. 9, 1946)
78	Lou Deutschmann vs. #18 Ole Miss (Oct. 31, 1953)
76	Jim Barton vs. Southeastern Louisiana (Nov. 19, 1949)
73	John Aubrey Adams vs. Indiana (Sept. 16, 1978)
72	Tommy Casanova vs. Mississippi State (Nov. 12, 1977)
71	Greg Jackson vs. Tulane (Nov. 26, 1988)
66	Johnny Mitchell at #12 Alabama (Nov. 6, 1998)
66	Pat Rogers at Kentucky (Oct. 14, 1995)
65	Y.A. Tittle vs. Alabama (Nov. 9, 1946)
56	Damien James vs. Houston (Sept. 9, 2000)
53	Mark Roman at #10 Notre Dame (Nov. 21, 1998)
51	Jim Cason vs. Rice (Sept. 29, 1945)
50	Fred Booker vs. San Jose State (Sept. 4, 1999)
50	Billy Cannon vs. Baylor (in Shreveport, La.) (Oct. 3, 1959)
48	Travis Daniels at Mississippi State (Sept. 27, 2003)
46	Ron Brooks at Ole Miss (Nov. 19, 2011)
45	Jacob Phillips vs. Miami (Sept. 2, 2018)
45	Ronald Martin vs. Idaho (Sept. 15, 2012)
45	Morris Claiborne vs. #12 Georgia (Dec. 3, 2011) SEC Championship Game
45	Corey Webster at #16 Florida (Oct. 12, 2002)
45	Norman Hodgins vs. Texas A&M (Sept. 23, 1973)
44	Carlton Buckels vs. Arkansas State (Oct. 12, 1991)
44	James Britt vs. Tennessee (Oct. 9, 1982)
43	Duane Leopard vs. Tulane (Nov. 30, 1957)
42	Lloyd Frye at Rice (Sept. 27, 1969)
42	Gerry Kent vs. Baylor (Oct. 5, 1968)
42	John Garlington at Rice (Sept. 24, 1966)
41	Jonathan Zenon vs. Arizona (Sept. 9, 2006)
39	Raion Hill at #14 Auburn (Sept. 21, 1996)
37	Patrick Peterson at Mississippi State (Sept. 26, 2009)
37	Jeffrey Dale vs. Ole Miss (Nov. 3, 1984)
36	Johnny Mitchell vs. Idaho (Sept. 26, 1998)
36	Corey Raymond (TD, 30)/Anthony Marshall (INT, 6) vs. Arkansas St. (Oct. 12, 1991)
36	Michael Brooks vs. #7 Texas A&M (Sept. 13, 1986)
35	Marcus Spears vs. Mississippi State (Sept. 25, 2004)



**Patrick Peterson**

YARDS	PLAYER
35	Al Doggett vs. Tulane (Nov. 28, 1953)
32	Ron Brooks vs. Louisiana-Monroe (Nov. 13, 2010)
32	Damien James vs. The Citadel (Sept. 7, 2002)
31	Mark Roman vs. North Texas (Sept. 11, 1999)
31	Cedric Donaldson vs. #1 Florida (Oct. 11, 1997)
31	Cedric Donaldson vs. Texas-El Paso (Sept. 6, 1997)
31	David Walkup vs. Arkansas State (Oct. 12, 1991)
31	Jimmy Taylor vs. Kentucky (Oct. 19, 1957)
30	Jeff Burkett vs. Ole Miss (Nov. 2, 1946)
30	Albert Sanders at #12 Georgia (Oct. 20, 1945)
29	Kendell Beckwith vs. New Mexico State (Sept. 27, 2014)
29	Jacob Cutrera at Washington (Sept. 5, 2009)
29	Jack Hunt vs. Louisiana Tech (Nov. 1, 2003)
28	Ron Brooks vs. #19 Auburn (Oct. 22, 2011)
27	Jim Gainey vs. Colorado (Sept. 11, 1971)
27	Bob Ziegler vs. Arkansas (in Shreveport, La.) (Nov. 24, 1956)
26	Norman Jefferson at Vanderbilt (Oct. 12, 1985)
25	Joseph Wesley vs. North Texas (Oct. 21, 1995)
25	Gary Champagne vs. #10 Colorado (Sept. 15, 1973)
24	Tory James vs. #15 Texas A&M (Sept. 3, 1994)
24	Greg Jackson at Florida (Oct. 4, 1986)
23	Lavar Edwards vs. Idaho (Sept. 15, 2002)
22	Rodney Young at Tulane (Nov. 19, 1994)
22	Wendall Nealy vs. Villanova (in Shreveport, La.) (Nov. 24, 1951)
21	Tre'Davious White vs. Wisconsin (in Green Bay, Wisc.) (Sept. 3, 2016)
21	Clarence LeBlanc at Auburn (Sept. 19, 1998)
21	Wilbert Abney vs. Vanderbilt (Oct. 27, 1945)
20	Jonathan Zenon vs. Louisiana-Lafayette (Sept. 2, 2006)
20	Marcus Spears vs. #3 Oklahoma (Jan. 4, 2004) BCS National Championship Game
20	Ron Sancho vs. #10 Texas A&M (Sept. 3, 1988)
18	Jonathan Zenon vs. #14 Tennessee (Dec. 1, 2007) SEC Championship Game
18	Lionel Turner vs. #5 Georgia (Dec. 6, 2003) — SEC Championship Game
18	Abner Wimberly at Georgia (Oct. 4, 1947)
12	William Gunnels vs. Rice (Sept. 24, 1977)
10	Demetrius Hookfin vs. South Carolina (Oct. 19, 2002)
8	Don Addison at Miami (Fla.) (Oct. 10, 1969)
3	Kenneth Hollis vs. #10 Tennessee (Sept. 26, 2005)
1	Travis Daniels vs. Arkansas State (Sept. 11, 2004)
1	Ricardo Washington vs. Vanderbilt (Sept. 21, 1991)

Record for TD Returns: 3 vs. Arkansas St., Oct. 12, 1991  
 Games with 2 TD Returns: 2 vs. Idaho, Sept. 15, 2012; 2 vs. Alabama, Nov. 9, 1946





## YARDS GAINED PER GAME PASSING

SEASON	Yards	Year
1.	298.2 (3,578 yards)	2001
2.	258.1 (2,839 yards)	1989
3.	251.7 (3,272 yards)	2006
4.	251.0 (3,263 yards)	2013
5.	245.3 (2,698 yards)	2000

## TOUCHDOWN PASSES

GAME	Opponent	Year
1.	7 vs. Ohio	1989
2.	5 vs. UAB	2013
	5 vs. Western Carolina	2000
	5 vs. Akron	1997
	5 vs. Cal State Fullerton	1987
	5 vs. Rice	1982
	5 vs. Rice	1977
	5 vs. Tulane	1946

## SEASON

1.	30	2006
	30	2003
3.	29	2007
4.	26	1989
5.	24	2000

## Scoring

### POINTS

#### GAME (SEC ERA, SINCE 1933)

1.	93 vs. Louisiana-Lafayette	1936
2.	77 vs. Rice	1977
3.	72 at Texas A&M (7OT)	2018
4.	70 vs. Arkansas State	1991
5.	66 vs. Wyoming	1977
6.	63 vs. New Mexico State	2014
	63 vs. Idaho	2012
	63 at Kentucky	1997
	63 vs. New Mexico State	1996
	63 vs. Baylor	1969

## SEASON

1.	541	2007
2.	500	2011
3.	475	2003
4.	465	2013
5.	438	2006

### POINTS PER GAME

SEASON	Points	Year
1.	38.6	2007
2.	35.8	2013
3.	35.7	2011
4.	34.9	1969
5.	34.1	1977

### POINTS IN A HALF

1.	56 at Tulane (2nd)	1958
2.	52 vs. Louisiana-Lafayette (1st)	1936
3.	49 vs. Louisiana Tech (1st)	2003
	49 vs. Rice (2nd)	1977

### MOST POINTS IN A QUARTER

1.	35 vs. Rice (3rd)	1977
	35 at Tulane (4th)	1958
3.	30 vs. Troy (4th)	2008
4.	28 vs. Southern Miss (3rd)	2016
	28 vs. New Mexico State (2nd)	2014
	28 at Mississippi State (4th)	2013
	28 vs. Georgia Tech* (2nd)	2008
	28 at Arizona State (4th)	2005
	28 vs. Louisiana Tech (1st)	2003
	28 vs. New Mexico State (2nd)	1996
	28 vs. Ole Miss (4th)	1970
	28 vs. Tulane (1st)	1965
	28 vs. Louisiana-Lafayette (3rd)	1936

## TOTAL TOUCHDOWNS

GAME	Touchdowns	Year
1.	11	vs. Rice, 1977
2.	9	Several: Last vs. New Mexico State, 2014

## SEASON

1.	66	2007
2.	65	2011
3.	63	2003
4.	61	2013
5.	59	2006

## PAT'S BY KICKING

GAME	Pat's	Year
1.	11	vs. Rice, 1977
2.	9	Several: Last vs. New Mexico State, 2014

## SEASON

1.	63	2007
2.	62	2011
3.	60	2013
4.	57	2006
	57	2003

## CONSECUTIVE PAT'S

SEASON	Pat's	Year
1.	63	2007
2.	59	2006
	59	2003

## OVERALL

1.	147 (Alleman 106, Delahoussaye 41)	2011-13
2.	110 (Brownkyke 109, Lewis 1)	1986-89
3.	106 (David 104, Gaudet 2)	2006-08

## FIELD GOALS

GAME	Field Goals	Year
1.	5 vs. Georgia	2018
	5 vs. Mississippi State	2010
2.	4 Cole Tracy vs. UCF	2018
	4 Cole Tracy vs. Mississippi State	2018
	4 Cole Tracy vs. Miami	2018
	4 at Ole Miss	2017
	4 at Mississippi State	2011
	4 vs. Miami (Fla.)*	2005
	4 vs. Arkansas	2009
	4 at Kentucky	2007
	4 vs. Miami (Ohio)	2002
	4 at Auburn	1994
	4 at Mississippi State	1993
	4 at Ohio State	1988
	4 at Georgia	1987
	4 vs. Ole Miss	1986
	4 at Mississippi State	1986
	4 at Kentucky	1978

## SEASON

1.	29	2018
2.	28	2010
3.	26	2007
4.	21	2012
5.	19	1986

## Punting

### MOST PUNTS

GAME	Punts	Year
1.	17 vs. Mississippi State	1940
	17 at Tennessee	1942

## SEASON

1.	104	1941
2.	87	1942
3.	83	1951
4.	82	1952
5.	80	1950
	80	1948

## YARDS PUNTED

GAME	Yards	Year
1.	664 vs. Mississippi State (17 punts)	1940

## SEASON

1.	4,010	1941
----	-------	------

## PUNTING YARDS PER GAME

GAME	Yards	Year
	(Min. 5 Punts)	
1.	53.2 at Mississippi State (5/266)	1997
2.	52.4 vs. Arkansas (5/262)	1999
3.	51.3 at Ole Miss (7/359)	1957

## (Min. 10 Punts)

1.	47.3 at Ole Miss (10-473)	1960
----	---------------------------	------

## SEASON

1.	46.0 (54/2,486)	1997
----	-----------------	------

## Kickoff Returns

### RETURNS

GAME	Returns	Year
1.	9 vs. Florida (168 yards)	2008
2.	8 vs. Georgia (193 yards)	2008
	8 vs. Florida (166 yards)	1993
	8 vs. Miami (190 yards)	1988
	8 vs. Tulane (185 yards)	1948

## SEASON

1.	54	2008
2.	47	1989

## YARDS RETURNED

GAME	Yards	Year
1.	193 vs. Georgia	2008
2.	178 vs. Alabama	1983

## SEASON

1.	1,190 (46 returns)	2010
----	--------------------	------

## Punt Returns

### RETURNS

GAME	Returns	Year
1.	13 at Tulane	1937

## SEASON

1.	72	1937
----	----	------

## YARDS RETURNED

GAME	Yards	Year
1.	205 vs. Ole Miss (6 returns, 3 TDs)	1970
2.	192 vs. Baylor (5 returns 0 TDs)	1969

## SEASON

1.	1,004	1937
----	-------	------

## Miscellaneous

### GAMES PLAYED

SEASON	Games	Year
1.	14	2011
	14	2007
	14	2003
4.	13	11 times
		2018, '17, '14, '13, '12, '10, '08, '06, '05, '02, '01

### WINS

SEASON	Wins	Year
1.	13	2011
3.	13	2003
3.	12	2007
4.	11	4 times (2010, 2006, 2005, 1958)

**CONSECUTIVE WINS**

<b>SEASON</b>	
1. 13	2011
2. 11	1958
3. 10	1961
4. 9	2005
9	1973
9	1935

**OVERALL**

1. 19	1957-59
2. 15	1907-09
3. 14	2010-11
4. 13	2006-07
5. 11	1971-72
11	1961-62

**SEC WINS**

<b>SEASON</b>	
1. 8	2011
2. 7	2003
7	2005
4. 6	12 times
	2017, '13, '12, '10, '07, '06,
	'04, 1997, '96, '88, '61, '58, '36

**CONSECUTIVE SEC WINS**

<b>OVERALL</b>	
1. 13	1935-37
2. 11	1960-62
3. 10	1957-59
4. 9	2011-12
9	1969-71

**MOST FIRST DOWNS**

<b>GAME</b>		
1. 35	vs. Mississippi State	1969
2. 34	vs. Rice	1978
34	vs. Mississippi State	1967

**SEASON**

1. 316	2007
2. 298	2003
3. 295	2018

**MOST YARDS PENALIZED**

<b>GAME</b>		
1. 184	at Florida	1961

**SEASON**

1. 880	2007
2. 794	2018
3. 790	1989

**MOST FUMBLES LOST**

<b>GAME</b>		
1. 6	vs. Rice	1974
6	vs. Georgia	1952
6	vs. Texas	1952
6	at Rice	1951

**SEASON**

1. 29	1974
-------	------

**Total Defense**

**FEWEST YARDS ALLOWED**

<b>GAME</b>		
1. 26	vs. Mercer	1940

**SEASON**

1. 1,236	1937
----------	------

**FEWEST YARDS ALLOWED PER GAME**

<b>SEASON</b>	
1. 123.6	1937
2. 143.2	1959
3. 170.3	1961
4. 175.7	1964
5. 191.4	1958

**Rushing Defense**

**FEWEST YARDS ALLOWED**

<b>GAME</b>		
1. -50	vs. Ole Miss	1982
2. -43	vs. Mercer	1940

**SEASON**

1. 389	1969
2. 574	1970
3. 687	1937
4. 794	1961
5. 832	1962

**FEWEST YARDS ALLOWED PER GAME**

<b>SEASON</b>	
1. 38.9	1969
2. 52.2	1970
3. 62.5	1937
4. 67.0	2003
5. 79.4	1961

**Passing Defense**

**FEWEST YARDS ALLOWED**

<b>GAME</b>		
1. 0	vs. Alabama	1971
0	vs. Ole Miss	1958
0	at Alabama	1958
0	vs. Texas Tech	1954
0	vs. Ole Miss	1942
0	vs. Louisiana Normal	1942
0	vs. Auburn	1939
0	vs. Texas	1937
0	vs. Florida	1937

**FEWEST YARDS ALLOWED PER GAME**

<b>SEASON</b>	
1. 52.4	1959
2. 54.9	1937
3. 64.2	1955
4. 65.1	1941
5. 67.4	1946

**MOST INTERCEPTIONS**

<b>GAME</b>		
1. 8	vs. Villanova	1951

**SEASON**

1. 27	1984
27	1986
3. 25	1953
25	1970
5. 23	1945
23	1946
23	1951
23	2007

**MOST INTERCEPTIONS RETURNED FOR TOUCHDOWNS**

<b>GAME</b>		
1. 3	vs. Arkansas State	1991

**SEASON**

1. 4	1991
------	------

**MOST DEFENSIVE TOUCHDOWNS**

<b>GAME</b>		
1. 3	vs. Arkansas State	1991

**SEASON**

1. 7	2003
------	------

**MOST SACKS**

<b>GAME</b>		
1. 9	at Tulane	1994
2. 8	vs. Louisville	2016
3. 7	vs. South Carolina	1987
7	at South Carolina	1995
7	Alabama	1996
7	vs. Notre Dame	1997
7	Louisiana-Lafayette	2002
7	at Alabama	2007
7	Sam Houston State	2014

**SEASON**

1. 44 (14 games)	2003
2. 41 (12 games)	1995
3. 40 (11 games)	1994
4. 39 (14 games)	2011
39 (13 games)	2006
6. 38 (13 games)	2005
38 (12 games)	1997
8. 37 (14 games)	2007
37 (12 games)	2004
10. 36 (12 games)	2016

**Scoring Defense**

**FEWEST POINTS ALLOWED**

<b>GAME</b>		
1. 0	vs. many opponents	
	Last: vs. Southeastern La,	2018 (31-0)

**SEASON**

1. 27	1937
27	1933
3. 29	1959
4. 33	1936
5. 34	1962

**FEWEST POINTS ALLOWED PER GAME**

<b>SEASON</b>	
1. 2.7	1937

**FEWEST TOUCHDOWNS ALLOWED**

<b>SEASON</b>	
1. 3	1959

**MOST SHUTOUTS**

<b>SEASON</b>	
1. 6	1937
6	1933
6	1962
4. 5	5 times (1961, '59, '38, '36, '35)

\*- Denotes bowl game





OPPONENT	SERIES RECORD	FIRST, LAST GAME
Akron	1-0-0	1997
<b>Alabama</b>	<b>25-53-5</b>	<b>1895, 2018</b>
Appalachian State	2-0-0	2005, 2008
Arizona	3-0-0	1984, 2006
Arizona State	1-0-0	2005
<b>Arkansas</b>	<b>40-22-2</b>	<b>1901, 2018</b>
Arkansas State	3-0-0	1991, 2004
Army	0-1-0	1931
<b>Auburn</b>	<b>30-22-1</b>	<b>1901, 2018</b>
Baylor	8-3-0	1907, 1985
Boston College	2-0-0	1947, 1953
BYU	1-0	2017
Cal State Fullerton	1-0-0	1987
Centenary	3-1-1	1895, 1933
Chattanooga	2-0-0	1954, 2017
Cincinnati	0-1-0	1897
Citadel	1-0-0	2002
Clemson	2-1-0	1959, 2012
Colorado	5-1-0	1962, 1980
Colorado State	1-1-0	1985, 1992
Cumberland	0-1-0	1903
Dakota Wesleyan	1-0-0	1930
Duke	1-1-0	1929, 1958
East Carolina	1-0-0	1985
Eastern Michigan	1-0-0	2015
<b>Florida</b>	<b>29-33-3</b>	<b>1937, 2018</b>
Florida State	2-7-0	1968, 1991
Fordham	2-0-0	1942, 1946
Fresno State	1-0-0	2006
Furman	1-0-0	2013
George Washington	1-0-0	1934
Georgia	17-13-1	1928, 2018
<b>Georgia Southern</b>	<b>First Meeting</b>	
Georgia Tech	7-12-0	1915, 2008
Hardin-Simmons	1-0-0	1958
Haskell Indian Nations	1-1-0	1908, 1914
Havana University	1-0-0	1907
Holy Cross	2-1-0	1939, 1941
Houston	2-1-0	1996, 2000
Howard	1-0-0	1907
Idaho	2-0-0	1998, 2012
Illinois	1-0-0	2002
Indiana	2-1-0	1924, 1978
Iowa	1-1-0	2004, 2013
Iowa State	1-0-0	1971
Jacksonville State	1-0	2016
Jefferson College	6-0-0	1913, 1920
Kansas State	1-0-0	1980
Kentucky	40-16-1	1949, 2014
Kent State	1-0-0	2013
Louisiana College	2-0-0	1928, 1929
1 - Louisiana-Lafayette	22-0-0	1902, 2009
2 - Louisiana-Monroe	3-0-0	2003, 2014
Louisiana Tech	19-1-0	1901, 2018
Loyola (New Orleans)	4-1-0	1922, 1939
Manhattan	1-0-0	1935
Maryland	0-3-0	1951, 1955
McNeese State	1-0-0	2010
Mercer	1-0-0	1940
Miami (Fla.)	10-3-0	1946, 2018
Miami (Ohio)	2-1-0	1986, 2002
Michigan State	1-0-0	1995
Middle Tennessee	2-0-0	2001, 2007
Millsaps	2-1-0	1900, 1933
<b>Mississippi</b>	<b>62-41-4</b>	<b>1894, 2018</b>
Mississippi College	9-0-1	1910, 1923
<b>Mississippi State</b>	<b>74-35-3 *</b>	<b>1896, 2018</b>
Missouri	1-1-0	1978, 2016
Nebraska	0-5-1	1971, 1987
New Mexico State	2-0-0	1996, 2014
North Carolina	6-1-0	1948, 2010
North Texas	5-0-0	1995, 2012

OPPONENT	SERIES RECORD	FIRST, LAST GAME
<b>3 - Northwestern State</b>	<b>11-0-0</b>	<b>1911, 2011</b>
Notre Dame	5-7-0	1970, 2017
Ohio	1-0-0	1989, 1989
Ohio State	1-1-1	1987, 2007
Oklahoma	1-1-0	1950, 2004
Oklahoma State	1-0-0	1956
Oregon	3-1-0	1932, 2011
Oregon State	4-0-0	1976, 2004
Pacific	3-0-0	1950, 1972
Penn State	0-2-0	1974, 2010
Rice	38-13-5	1915, 2018
Rutgers	0-1-0	1922
Sam Houston State	1-0-0	2014
San Jose State	1-0-0	1999
Santa Clara	0-2-0	1937, 1938
Sewanee	3-6-0	1899, 1932
SMU	0-1-1	1922, 1934
South Carolina	18-2-1	1930, 2015
Southeastern Louisiana	2-0-0	1949, 2018
Southern California	1-1-0	1979, 1984
Southern Mississippi	1-1-0	1951, 1994
Southwestern (Tenn.)	1-0-0	1908
Southwestern Texas	1-0-0	1911
Spring Hill	8-0-0	1920, 1932
Stanford	0-1-0	1977
Syracuse	3-1-0	1965, 2017
TCU	6-2-1	1931, 2013
Tennessee	10-20-3	1925, 2017
<b>Texas</b>	<b>7-9-1</b>	<b>1896, 2003</b>
<b>Texas A&amp;M</b>	<b>33-21-3</b>	<b>1899, 1988</b>
Texas-El Paso	1-0-0	1997
Texas Tech	3-0-0	1954, 2015
Towson	1-0-0	2012
Transylvania	1-0-0	1909
Troy	2-1-0	2004, 2017
Tulane	69-22-7	1893, 2009
UAB	1-1-0	2000, 2013
UCF	1-0-0	2018
Utah	2-0-0	1974, 1976
<b>Utah State</b>	<b>2-0-0</b>	<b>1993, 2001</b>
<b>Vanderbilt</b>	<b>22-7-1</b>	<b>1902, 2010</b>
Virginia Tech	1-1-0	2002, 2007
Wake Forest	3-0-0	1960, 1979
Washington	3-0-0	1983, 2012
West Virginia	2-0-0	2010, 2011
Western Carolina	1-0-0	2000
Western Illinois	1-0-0	2003
Western Kentucky	2-0-0	2011, 2015
Wichita State	1-0-0	1984
Wisconsin	3-1-0	1971, 2016
Wyoming	3-0-0	1968, 1978

**2019 opponents in bold.**

\* - 1975 and 1976 games forfeited to LSU by NCAA

1 - Formerly Southwestern Louisiana

2 - Formerly Northeast Louisiana

3 - Formerly Louisiana Normal

LSU's all-time record is 797-415-47. In addition to each of the opponents listed above, LSU has fashioned an 18-4 record against a group of opponents consisting of military and club teams, which balances the all-time won-lost record with the aforementioned total.

YEAR	OVERALL		CONFERENCE		COACH	HIGHLIGHTS
	W-L-T	PCT.	W-L-T	PCT.		
1893	0-1-0	.000	0-1-0	.000	C.E. Coates	
1894	2-1-0	.667	0-1-0	.000	A.P. Simmons	
1895	3-0-0	1.000	2-0-0	1.000	A.P. Simmons	1st Undeclared Season
1896	6-0-0	1.000	3-0-0	1.000	A.W. Jeardeau	SIAA Co-Champion
1897	1-1-0	.500	0-0-0	.000	A.W. Jeardeau	
1898	1-0-0	1.000	1-0-0	1.000	E.A. Chavanne	
1899	1-4-0	.250	1-2-0	.333	J.P. Gregg	
1900	2-2-0	.500	0-1-0	.000	E.A. Chavanne	
1901	5-1-0	.834	2-1-0	.667	W.S. Borland	
1902	6-1-0	.857	4-1-0	.800	W.S. Borland	SIAA Co-Champion
1903	4-5-0	.445	0-4-0	.000	W.S. Borland	
1904	3-4-0	.429	1-2-0	.333	D.A. Killian	
1905	3-0-0	1.000	2-0-0	1.000	D.A. Killian	
1906	2-2-2	.500	0-1-1	.000	D.A. Killian	
1907	7-3-0	.700	2-1-0	.667	Edgar R. Wingard	
1908	10-0-0	1.000	2-0-0	1.000	Edgar R. Wingard	SIAA Champion 1st 10-Win Season
1909	6-2-0	.750	3-1-0	.750	J.G. Pritchard/J.W. Mayhew	
1910	1-5-0	.167	0-3-0	.000	J.W. Mayhew	
1911	6-3-0	.667	1-1-0	.500	J.K. Dwyer	
1912	4-3-0	.571	1-3-0	.250	J.K. Dwyer	
1913	6-1-2	.857	1-1-1	.500	J.K. Dwyer	
1914	4-4-1	.500	0-1-1	.000	E.T. McDonald	
1915	6-2-0	.750	3-1-0	.750	E.T. McDonald	
1916	7-1-2	.785	2-1-1	.667	E.T. McDonald/I.R. Pray/D.X. Bible	
1917	3-5-0	.375	1-3-0	.275	W. Sutton	
1918	No Games • World War I					
1919	6-2-0	.750	2-2-0	.500	Irving R. Pray	
1920	5-3-1	.625	0-3-0	.000	Branch Bocock	
1921	6-1-1	.857	2-1-1	.667	Branch Bocock	
1922	3-7-0	.300	1-2-0	.333	Irving R. Pray	
1923	3-5-1	.375	0-3-0	.000	Mike Donahue	
1924	5-4-0	.556	0-3-0	.000	Mike Donahue	
1925	5-3-1	.625	0-2-1	.000	Mike Donahue	
1926	6-3-0	.667	3-3-0	.500	Mike Donahue	
1927	4-4-1	.500	2-3-1	.400	Mike Donahue	
1928	6-2-1	.750	3-1-1	.750	Russ Cohen	
1929	6-3-0	.667	3-1-0	.750	Russ Cohen	
1930	6-4-0	.600	2-3-0	.400	Russ Cohen	
1931	5-4-0	.556	2-2-0	.500	Russ Cohen	
1932	6-3-1	.667	3-0-0	1.000	Biff Jones	SIC Co-Champion
1933	7-0-3	.850	3-0-2	.800	Biff Jones	
1934	7-2-2	.800	4-2-0	.667	Biff Jones	
1935	9-2-0	.818	5-0-0	1.000	Bernie Moore	SEC Champion, Sugar Bowl
1936	9-1-1	.864	6-0-0	1.000	Bernie Moore	SEC Champion, Sugar Bowl
1937	9-2-0	.818	5-1-0	.833	Bernie Moore	Sugar Bowl
1938	6-4-0	.600	2-4-0	.333	Bernie Moore	
1939	4-5-0	.444	1-5-0	.167	Bernie Moore	
1940	6-4-0	.600	3-3-0	.500	Bernie Moore	
1941	4-4-2	.500	2-2-2	.500	Bernie Moore	
1942	7-3-0	.700	3-2-0	.600	Bernie Moore	
1943	6-3-0	.667	2-2-0	.500	Bernie Moore	Orange Bowl
1944	2-5-1	.313	2-3-1	.417	Bernie Moore	
1945	7-2-0	.778	5-2-0	.714	Bernie Moore	
1946	9-1-1	.864	5-1-0	.833	Bernie Moore	Cotton Bowl
1947	5-3-1	.611	2-3-1	.417	Bernie Moore	
1948	3-7-0	.300	1-5-0	.167	Gaynell Tinsley	
1949	8-3-0	.727	4-2-0	.667	Gaynell Tinsley	Sugar Bowl
1950	4-5-2	.455	2-3-2	.429	Gaynell Tinsley	
1951	7-3-1	.682	4-2-1	.643	Gaynell Tinsley	
1952	3-7-0	.300	2-5-0	.286	Gaynell Tinsley	
1953	5-3-3	.590	2-3-3	.438	Gaynell Tinsley	
1954	5-6-0	.455	2-5-0	.286	Gaynell Tinsley	
1955	3-5-2	.400	2-3-1	.417	Paul Dietzel	
1956	3-7-0	.300	1-5-0	.167	Paul Dietzel	
1957	5-5-0	.500	4-4-0	.500	Paul Dietzel	
1958	11-0-0	1.000	6-0-0	1.000	Paul Dietzel	SEC & National Champions Sugar Bowl
1959	9-2-0	.818	5-1-0	.833	Paul Dietzel	Sugar Bowl
1960	5-4-1	.550	2-3-1	.417	Paul Dietzel	
1961	10-1-0	.909	6-0-0	1.000	Paul Dietzel	SEC Co-Champion Orange Bowl

YEAR	OVERALL		CONFERENCE		COACH	HIGHLIGHTS
	W-L-T	PCT.	W-L-T	PCT.		
1962	9-1-1	.864	5-1-0	.833	Charles McClendon	Cotton Bowl
1963	7-4-0	.636	4-2-0	.667	Charles McClendon	Bluebonnet Bowl
1964	8-2-1	.772	4-2-1	.643	Charles McClendon	Sugar Bowl
1965	8-3-0	.727	3-3-0	.500	Charles McClendon	Cotton Bowl
1966	5-4-1	.550	3-3-0	.500	Charles McClendon	
1967	7-3-1	.682	3-2-1	.583	Charles McClendon	Sugar Bowl
1968	8-3-0	.727	4-2-0	.667	Charles McClendon	Peach Bowl
1969	9-1-0	.900	4-1-0	.800	Charles McClendon	
1970	9-3-0	.750	5-0-0	1.000	Charles McClendon	SEC Champion, Orange Bowl
1971	9-3-0	.750	3-2-0	.600	Charles McClendon	Sun Bowl
1972	9-2-1	.792	4-1-1	.750	Charles McClendon	Bluebonnet Bowl
1973	9-3-0	.750	5-1-0	.833	Charles McClendon	Orange Bowl
1974	5-5-1	.500	2-4-0	.250	Charles McClendon	
1975	5-6-0	.454	2-4-0	.250	Charles McClendon	
1976	7-3-1	.682	3-3-0	.500	Charles McClendon	
1977	8-4-0	.667	4-2-0	.667	Charles McClendon	Sun Bowl
1978	8-4-0	.667	3-3-0	.500	Charles McClendon	Liberty Bowl
1979	7-5-0	.583	4-2-0	.667	Charles McClendon	Tangerine Bowl
1980	7-4-0	.636	4-2-0	.667	Jerry Stovall	
1981	3-7-1	.318	1-4-1	.250	Jerry Stovall	
1982	8-3-1	.708	4-1-1	.750	Jerry Stovall	Orange Bowl
1983	4-7-0	.364	0-6-0	.000	Jerry Stovall	
1984	8-3-1	.708	4-1-1	.750	Bill Arnsparger	Sugar Bowl
1985	9-2-1	.792	4-1-1	.750	Bill Arnsparger	Liberty Bowl
1986	9-3-0	.750	5-1-0	.833	Bill Arnsparger	SEC Champion, Sugar Bowl
1987	10-1-1	.875	5-1-0	.833	Mike Archer	Gator Bowl
1988	8-4-0	.667	6-1-0	.857	Mike Archer	SEC Co-Champion Hall of Fame Bowl
1989	4-7-0	.364	2-5-0	.286	Mike Archer	
1990	5-6-0	.455	2-5-0	.286	Mike Archer	
1991	5-6-0	.455	3-4-0	.429	Curley Hallman	
1992	2-9-0	.182	1-7-0	.125	Curley Hallman	
1993	5-6-0	.455	3-5-0	.375	Curley Hallman	
1994	4-7-0	.364	3-5-0	.375	Curley Hallman	
1995	7-4-1	.625	4-3-1	.563	Gerry DiNardo	Independence Bowl
1996	10-2	.833	6-2	.750	Gerry DiNardo	SEC West Co-Champion Peach Bowl
1997	9-3	.750	6-2	.750	Gerry DiNardo	SEC West Co-Champion, Independence Bowl
1998	4-7	.364	2-6	.250	Gerry DiNardo	
1999	3-8	.273	1-7	.125	Gerry DiNardo/Hal Hunter	
2000	8-4	.667	5-3	.625	Nick Saban	Peach Bowl
2001	10-3	.769	5-3	.625	Nick Saban	SEC Champion, Sugar Bowl
2002	8-5	.615	5-3	.625	Nick Saban	Cotton Bowl
2003	13-1	.928	7-1	.875	Nick Saban	SEC and National Champions Sugar Bowl
2004	9-3	.750	6-2	.750	Nick Saban	Capital One Bowl
2005	11-2	.846	7-1	.875	Les Miles	SEC West Champion, Peach Bowl
2006	11-2	.846	6-2	.750	Les Miles	Sugar Bowl
2007	12-2	.857	6-2	.750	Les Miles	SEC & National Champions BCS Championship Game
2008	8-5	.615	3-5	.375	Les Miles	Chick-fil-A Bowl
2009	9-4	.692	5-3	.625	Les Miles	Capital One Bowl
2010	11-2	.846	6-2	.750	Les Miles	Cotton Bowl
2011	13-1	.929	8-0	1.000	Les Miles	SEC Champions National Runner-up BCS Championship Game
2012	10-3	.769	6-2	.750	Les Miles	Chick-fil-A Bowl
2013	10-3	.769	5-3	.625	Les Miles	Outback Bowl
2014	8-5	.615	4-4	.500	Les Miles	Music City Bowl
2015	9-3	.750	5-3	.625	Les Miles	Texas Bowl
2016	8-4	.667	5-3	.625	Les Miles/Ed Orgeron	Buffalo WW Citrus Bowl
2017	9-4	.692	6-2	.750	Ed Orgeron	Citrus Bowl
2018	10-3	.769	5-3	.625	Ed Orgeron	PlayStation Fiesta Bowl
<b>1893-1922</b>		<b>SIAA</b>	<b>37-38-5</b>	<b>.494</b>		<b>3 SIAAC Championships</b>
<b>1923-1932</b>		<b>SIC</b>	<b>18-21-3</b>	<b>.464</b>		<b>1 SIC Championship</b>
<b>1933-present</b>		<b>SEC</b>	<b>334-225-22</b>	<b>.594</b>		<b>11 SEC Championships</b>
<b>Conference Totals</b>			<b>384-284-30</b>	<b>.572</b>		<b>15 Conference Championships</b>
<b>Overall Totals</b>			<b>797-415-47</b>	<b>.652</b>		<b>50 Bowl Appearances</b>

**1893****Record: 0-1-0 SIAA: 0-1-0 H: 0-0 A: 0-1 N: 0-0****Coach Dr. Charles E. Coates****Captain: Ruffin G. Pleasant (QB)**

Nov. 25 at Tulane \* L 0-34

**1894****Record: 2-1-0 SIAA: 0-1-0 H: 1-1 A: 1-0 N: 0-0****Coach Albert P. Simmons****Captain: Samuel Marmaduke Dinwiddie Clark (FB)**

Nov. 30 at Natchez AC W 26-0

Dec. 3 Ole Miss \* L 6-26

Dec. 21 Centenary W 30-0

**1895****Record: 3-0-0 SIAA: 2-0-0 H: 2-0 A: 0-0 N: 1-0****Coach Albert P. Simmons****Captain: J.E. Snyder (QB)**

Oct. 26 Tulane \* W 8-4

Nov. 2 vs. Centenary (1) W 16-6

Nov. 18 Alabama \* W 12-6

**1896****Record: 6-0-0 SIAA: 3-0-0 H: 3-0 A: 1-0 N: 2-0****Coach Allen W. Jeardeau****Captain: Edwin Allen (Ned) Scott (T)**

Oct. 10 Centenary W 46-0

Oct. 24 at Tulane \* W 6-0

Nov. 13 vs. Ole Miss \* (2) W 12-4

Nov. 16 Texas W 14-0

Nov. 20 Mississippi State \* W 52-0

Nov. 28 vs. Southern AC (3) W 6-0

**1897****Record: 1-1-0 SIAA: 0-0-0 H: 1-1 A: 0-0 N: 0-0****Coach Allen W. Jeardeau****Captain: Edwin Allen (Ned) Scott (T)**

Dec. 20 Montgomery AC W 28-6

Jan. 8 Cincinnati L 0-26

**1898****Record: 1-0-0 SIAA: 1-0-0 H: 1-0 A: 0-0 N: 0-0****Coach Edmond A. Chavanne****Captain: Edmond A. Chavanne (T)**

Dec. 14 Tulane \* W 37-0

**1899****Record: 1-4-0 SIAA: 1-2-0 H: 1-1 A: 0-2 N: 0-1****Coach John P. Gregg****Captain: Hulette F. Aby (T)**

Nov. 3 vs. Ole Miss \* (4) L 0-11

Nov. 10 Lake Charles HS ^ W 48-0

Nov. 13 Sewanee \* L 0-34

Nov. 30 at Texas L 0-29

Dec. 2 at Texas A&amp;M L 0-52

Dec. 8 Tulane \* W 38-0

^ - Exhibition game

**1900****Record: 2-2-0 SIAA: 0-1-0 H: 2-0 A: 0-2 N: 0-0****Coach Edmond A. Chavanne****Captain: I.H. Schwing (QB)**

Nov. 12 Millsaps W 70-0

Nov. 17 at Tulane \* L 0-29

Nov. 30 at Millsaps L 5-6

Dec. 5 LSU Alumni W 10-0

**1901****Record: 5-1-0 SIAA: 2-1-0 H: 3-1 A: 2-0 N: 0-0****Coach W. S. Borland****Captain: E.L. Gorham (HB)**

Oct. 28 at Louisiana Tech W 57-0

Nov. 7 Ole Miss \* W 46-0

Nov. 16 at Tulane \* W 11-0

Nov. 20 Auburn \* L 0-28

Nov. 28 YMCA-New Orleans W 38-0

Dec. 5 Arkansas W 15-0

**1902****Record: 6-1-0 SIAA: 4-1-0 H: 1-1 A: 3-0 N: 2-0****Coach W.S. Borland****Captain: Henry E. Landry (FB)**

Oct. 16 at Louisiana-Lafayette W 42-0

Oct. 18 vs. Texas (16) W 5-0

Oct. 27 Auburn \* W 5-0

Nov. 8 vs. Ole Miss \* (3) W 6-0

Nov. 17 Vanderbilt \* L 5-27

Nov. 27 at Mississippi State \* W 6-0

Nov. 29 at Alabama \* W 11-0

**1903****Record: 4-5-0 SIAA: 0-4-0 H: 2-1 A: 2-3 N: 0-1****Coach W. S. Borland****Captain: J.J. Coleman (HB)**

Oct. 14 LSU Alumni W 16-0

Oct. 24 Eagles-New Orleans W 33-0

Oct. 30 at Louisiana Tech W 16-0

Oct. 31 at Shreveport AC W 5-0

Nov. 7 at Mississippi State \* L 0-11

Nov. 9 at Alabama \* L 0-18

Nov. 11 at Auburn \* L 0-12

Nov. 16 Cumberland L 0-41

Nov. 21 vs. Ole Miss \* (3) L 0-11

**1904****Record: 3-4-0 SIAA: 1-2-0 H: 3-1 A: 0-3 N: 0-0****Coach Dan A. Killian****Captain: E.L. Klock (T)**

Oct. 21 Louisiana Tech W 17-0

Oct. 28 at Shreveport AC L 0-16

Oct. 29 at Louisiana Tech L 0-6

Nov. 5 Ole Miss \* W 5-0

Nov. 10 Nashville Medical W 16-0

Nov. 19 at Tulane \* L 0-5

Dec. 1 Alabama \* L 0-11

**1905****Record: 3-0-0 SIAA: 2-0-0 H: 2-0 A: 1-0 N: 0-0****Coach Dan A. Killian****Captain: Frank M. Edwards (G)**

Nov. 18 Louisiana Tech W 16-0

Nov. 25 at Tulane \* W 5-0

Dec. 1 Mississippi State \* W 15-0

**1906****Record: 2-2-2 SIAA: 0-1-1 H: 2-2-1 A: 0-0-1 N: 0-0****Coach Dan A. Killian****Captain: E.E. Weil (FB)**

Oct. 19 Monroe AC W 5-0

Oct. 20 Ole Miss \* L 0-9

Oct. 26 vs. Mississippi State \* [10] T 0-0

Nov. 9 Louisiana Tech W 17-0

Nov. 19 Texas A&amp;M L 12-21

Nov. 29 Arkansas T 6-6



## 1907

**Record: 7-3-0 SIAA: 2-1-0 H: 5-0 A: 2-2 N: 0-1**

**Coach Edgar R. Wingard**

**Captain: Solle W. Brannon (QB)**

Oct. 11	Louisiana Tech	W	28-0
Oct. 19	at Texas	L	5-12
Oct. 21	at Texas A&M	L	5-11
Oct. 28	Howard	W	57-0
Nov. 6	Arkansas	W	17-12
Nov. 9	Mississippi State *	W	23-11
Nov. 16	at Ole Miss * (20)	W	23-0
Nov. 23	vs. Alabama * (5)	L	4-6
Nov. 30	Baylor	W	48-0
Dec. 25	at Havana, Cuba	W	56-0

## 1908

**National Champions (National Championship Foundation)**

**Record: 10-0-0 SIAA: 2-0-0 H: 5-0 A: 3-0 N: 2-0**

**Coach Edgar R. Wingard**

**Captain: Marshall H. (Cap) Gandy (T)**

Oct. 3	YMGC-New Orleans	W	41-0
Oct. 12	Jackson Br.-New Orleans	W	81-5
Oct. 17	vs. Texas A&M (3)	W	26-0
Oct. 26	Southwestern (Tenn.)	W	55-0
Oct. 31	at Auburn *	W	10-2
Nov. 7	Mississippi State *	W	50-0
Nov. 10	Baylor	W	89-0
Nov. 16	vs. Haskell (3)	W	32-0
Nov. 23	at Louisiana Tech	W	22-0
Nov. 26	at Arkansas (6)	W	36-4

## 1909

**Record: 6-2-0 SIAA: 3-1-0 H: 4-0 A: 1-0 N: 1-2**

**Coaches Joe G. Pritchard / John W. Mayhew**

**Captain: R.L. (Big) Stovall (C)**

Oct. 2	Jackson B.R.-N.O.	W	70-0
Oct. 9	Ole Miss *	W	10-0
Oct. 16	Mississippi State *	W	15-0
Oct. 30	vs. Sewanee * (3)	L	6-15
Nov. 4	vs. Louisiana Tech (7)	W	23-0
Nov. 13	vs. Arkansas (8)	L	0-16
Nov. 18	Transylvania	W	52-0
Nov. 25	at Alabama * (9)	W	12-6

## 1910

**Record: 1-5-0 SIAA: 0-3-0 H: 1-0 A: 0-3 N: 0-2**

**Coach John W. Mayhew**

**Captain: Bill Seip (E)**

Oct. 15	Mississippi College	W	40-0
Oct. 21	vs. Mississippi State * (10)	L	0-3
Oct. 29	vs. Sewanee * (3)	L	5-31
Nov. 5	at Vanderbilt *	L	0-22
Nov. 19	at Texas	L	0-12
Nov. 24	at Arkansas (6)	L	0-51

## 1911

**Record: 6-3-0 SIAA: 1-1-0 H: 5-0 A: 1-1 N: 0-2**

**Coach James K. (Pat) Dwyer**

**Captain: Arthur J. (Tommy) Thomas (G)**

Oct. 7	Louisiana-Lafayette	W	42-0
Oct. 14	Northwestern State	W	46-0
Oct. 20	Mississippi College	W	40-0
Oct. 28	Meteor AC	W	40-0
Nov. 4	at Baylor	W	6-0
Nov. 11	vs. Mississippi State * (11)	L	0-6
Nov. 18	vs. Southwestern Texas (12)	L	6-17
Nov. 30	at Arkansas (6)	L	0-11
Dec. 9	Tulane *	W	6-0

## 1912

**Record: 4-3-0 SIAA: 1-3-0 H: 2-2 A: 2-0 N: 0-1**

**Coach James K. (Pat) Dwyer**

**Captain: Charles S. Reiley (T)**

Oct. 5	Louisiana-Lafayette	W	85-3
Oct. 11	Mississippi College	W	45-0
Oct. 19	Ole Miss *	L	7-10
Nov. 2	Mississippi State *	L	0-7
Nov. 9	vs. Auburn * (5)	L	0-7
Nov. 16	at Arkansas (6)	W	7-6
Nov. 28	at Tulane *	W	21-3

## 1913

**Record: 6-1-2 SIAA: 1-1-1 H: 3-0 A: 2-0-1 N: 1-1-1**

**Coach James K. (Pat) Dwyer**

**Captain: T.W. (Tom) Dutton (C)**

Oct. 4	at Louisiana Tech	W	20-2
Oct. 11	at Louisiana-Lafayette	W	26-0
Oct. 18	Jefferson College	W	45-6
Oct. 23	Baylor	W	50-0
Nov. 1	vs. Auburn * (5)	L	0-7
Nov. 8	vs. Arkansas (13)	W	12-7
Nov. 15	at Mississippi State *	T	0-0
Nov. 22	Tulane *	W	40-0
Nov. 27	vs. Texas A&M (12)	T	7-7

## 1914

**Record: 4-4-1 SIAA: 0-1-1 H: 4-1 A: 0-0-1 N: 0-3**

**Coach E.T. MacDonnell**

**Captain: George B. Spencer (T)**

Sept. 26	Louisiana-Lafayette	W	54-0
Oct. 3	Louisiana Tech	W	60-0
Oct. 10	Mississippi College	W	14-0
Oct. 17	Ole Miss *	L	0-21
Oct. 24	Jefferson College	W	14-13
Oct. 31	vs. Texas A&M (14)	L	9-63
Nov. 7	vs. Arkansas (13)	L	12-20
Nov. 14	vs. Haskell (3)	L	0-31
Nov. 26	at Tulane *	T	0-0

## 1915

**Record: 6-2-0 SIAA: 3-1-0 H: 4-0A: 1-1N:1-1**

**Coach E.T. MacDonnell**

**Captain: Alfred J. Reid (FB)**

Oct. 1	Jefferson College	W	42-0
Oct. 8	Mississippi College	W	14-0
Oct. 15	at Ole Miss *	W	28-0
Oct. 22	vs. Georgia Tech * (3)	L	7-36
Oct. 29	Mississippi State *	W	10-0
Nov. 5	vs. Arkansas (13)	W	13-7
Nov. 17	at Rice	L	0-6
Nov. 25	Tulane *	W	12-0

## 1916

**Record: 7-1-2 SIAA: 2-1-1 H: 3-0-1 A: 2-0-1 N: 2-1**

**Coach E.T. MacDonnell / I.R. Pray / D.X. Bible**

**Captain: Phillip Cooper (T)**

Sept. 30	at Louisiana-Lafayette	W	24-0
Oct. 7	Jefferson College	W	59-0
Oct. 14	vs. Texas A&M (15)	W	13-0
Oct. 21	Mississippi College	W	50-7
Oct. 28	vs. Sewanee * (3)	L	0-7
Nov. 4	vs. Arkansas (13)	W	17-7
Nov. 11	at Mississippi State *	W	13-3
Nov. 18	Ole Miss *	W	41-0
Nov. 24	Rice	T	7-7
Nov. 30	at Tulane *	T	14-14

**1917****Record: 3-5-0 SIAA: 1-3-0 H: 2-2 A: 1-0 N: 0-3****Coach Wayne Sutton****Captain: Arthur (Mickey) O'Quinn (E)**

Oct. 6	Louisiana-Lafayette	W	20-6
Oct. 13	at Ole Miss *	W	52-7
Oct. 20	vs. Sewanee * (3)	L	0-3
Oct. 27	vs. Texas A&M (16)	L	0-27
Nov. 3	vs. Arkansas (13)	L	0-14
Nov. 10	Mississippi College	W	34-0
Nov. 17	Mississippi State *	L	0-9
Nov. 29	Tulane *	L	6-28

**1918****"SILENT SEASON"****NO GAMES (WORLD WAR I)****1919****Record: 6-2-0 SIAA: 2-2-0 H: 4-1 A: 1-1 N: 1-0****Coach Irving R. Pray****Captain: T.W. Dutton (C)**

Oct. 4	Louisiana-Lafayette	W	39-0
Oct. 11	Jefferson College	W	38-0
Oct. 18	Ole Miss *	W	13-0
Oct. 25	vs. Arkansas (13)	W	20-0
Nov. 1	at Mississippi State *	L	0-6
Nov. 8	Mississippi College	W	24-0
Nov. 15	Alabama *	L	0-23
Nov. 22	at Tulane *	W	27-6

**1920****Record: 5-3-1 SIAA: 0-3-0 H: 4-2 A: 0-2-1 N: 1-0****Coach Branch Bocock****Captain: Roy L. Benoit (QB)**

Oct. 2	Jefferson College	W	81-0
Oct. 2	Northwestern State	W	34-0
Oct. 9	Spring Hill	W	40-0
Oct. 16	at Texas A&M	T	0-0
Oct. 23	Mississippi State *	L	7-12
Oct. 30	Mississippi College	W	41-9
Nov. 6	vs. Arkansas (13)	W	3-0
Nov. 13	at Alabama *	L	0-21
Nov. 25	Tulane *	L	0-21

**1921****Record: 6-1-1 SIAA: 2-1-1 H: 4-0 A: 1-1 N: 1-0-1****Coach Branch Bocock****Captain: F.L. (Fritz) Spence (E)**

Oct. 8	Northwestern State	W	78-0
Oct. 15	Texas A&M	W	6-0
Oct. 22	Spring Hill	W	41-7
Oct. 29	vs. Alabama * (3)	T	7-7
Nov. 5	vs. Arkansas (13)	W	10-7
Nov. 12	Ole Miss *	W	21-0
Nov. 19	at Tulane *	L	0-21
Dec. 3	at Mississippi State *	W	17-14

**1922****Record: 3-7-0 SIAA: 1-2-0 H: 3-2 A: 0-3 N: 0-2****Coach Irving R. Pray****Captain: E.L. (Tubby) Ewen (E)**

Sept. 30	Northwestern State	W	13-0
Oct. 7	Loyola	L	0-7
Oct. 14	at SMU	L	0-51
Oct. 20	at Texas A&M	L	0-47
Oct. 28	vs. Arkansas (13)	L	6-40
Nov. 2	Spring Hill	W	25-7
Nov. 7	vs. Rutgers (17)	L	0-25
Nov. 10	at Alabama *	L	3-47
Nov. 18	Mississippi State *	L	0-7
Nov. 30	Tulane * (HC)	W	25-14

**1923****Record: 3-5-1 SIC: 0-3-0 H: 3-1 A: 0-2 N: 0-2-1****Coach Mike Donahue****Captain: E.L. (Tubby) Ewen (E)**

Sept. 29	Northwestern State	W	40-0
Oct. 6	Louisiana-Lafayette	W	7-3
Oct. 13	Spring Hill	W	33-0
Oct. 20	Texas A&M	L	0-28
Oct. 27	vs. Arkansas (13)	L	13-26
Nov. 2	vs. Mississippi College (2)	T	0-0
Nov. 16	vs. Alabama * (18)	L	3-30
Nov. 24	at Tulane *	L	0-20
Dec. 1	at Mississippi State *	L	7-14

**1924****Record: 5-4-0 SIC: 0-3-0 H: 3-1 A: 1-1 N: 1-2****Coach Mike Donahue****Captain: C.C. (Cliff) Campbell (T)**

Sept. 27	Spring Hill	W	7-6
Oct. 4	Louisiana-Lafayette	W	31-7
Oct. 11	vs. Indiana (19)	W	20-14
Oct. 18	at Rice	W	12-0
Oct. 25	vs. Auburn * (9)	L	0-3
Nov. 1	vs. Arkansas (13)	L	7-10
Nov. 8	at Georgia Tech *	L	7-28
Nov. 15	Northwestern State	W	40-0
Nov. 27	Tulane * ^ (HC)	L	0-13

^ - First game in Tiger Stadium

**1925****Record: 5-3-1 SIC: 0-2-1 H: 4-2 A: 1-0-1 N: 0-1****Coach Mike Donahue****Captain: Jonathan Edward Steele (G)**

Sept. 26	Northwestern State	W	27-0
Oct. 3	Louisiana-Lafayette	W	38-0
Oct. 10	Alabama * (HC)	L	0-42
Oct. 17	LSU Freshman	W	6-0
Oct. 24	at Tennessee *	T	0-0
Oct. 31	vs. Arkansas (13)	L	0-12
Nov. 7	Rice	W	6-0
Nov. 14	at Loyola	W	13-0
Nov. 21	Tulane *	L	0-16

**1926****Record: 6-3-0 SIC: 3-3-0 H: 3-1 A: 1-2 N: 2-0****Coach Mike Donahue****Captain: L.T. (Babe) Godfrey (HB)**

Sept. 25	Northwestern State	W	47-0
Oct. 2	Louisiana-Lafayette	W	34-0
Oct. 9	Tennessee *	L	7-14
Oct. 16	vs. Auburn * (18)	W	10-0
Oct. 23	vs. Mississippi State * (20)	L	6-7
Oct. 30	at Alabama *	L	0-24
Nov. 6	vs. Arkansas (13)	W	14-0
Nov. 13	Ole Miss * (HC)	W	3-0
Nov. 25	at Tulane *	W	7-0

**1927****Record: 4-4-1 SIC: 2-3-1 H: 2-1 A: 1-2-1 N: 1-1****Coach Mike Donahue****Captain: L.T. (Babe) Godfrey (FB)**

Sept. 24	Louisiana Tech	W	45-0
Oct. 1	Louisiana-Lafayette	W	52-0
Oct. 8	at Alabama * (9)	T	0-0
Oct. 15	vs. Auburn * (18)	W	9-0
Oct. 22	at Mississippi State * (20)	W	9-7
Oct. 29	vs. Arkansas (13)	L	0-28
Nov. 5	at Ole Miss *	L	7-12
Nov. 12	at Georgia Tech *	L	0-23
Nov. 24	Tulane *	L	6-13

## 1928

**Record: 6-2-1 SIC: 3-1-1 H: 4-0 A: 2-1-1 N: 0-1**

**Coach Russ Cohen**

**Captain: Jess Tinsley (T)**

Oct. 6	Louisiana-Lafayette	W	46-0	
Oct. 13	Louisiana College	W	41-0	
Oct. 20	at Mississippi State * (20)	W	31-0	
Oct. 27	Spring Hill	W	30-7	
Nov. 3	vs. Arkansas (13)	L	0-7	
Nov. 10	Ole Miss * (HC)	W	19-6	
Nov. 17	at Georgia *	W	13-12	
Nov. 29	at Tulane *	T	0-0	
Dec. 8	at Alabama * (9)	L	0-13	

## 1929

**Record: 6-3-0 SIC: 3-1-0 H: 5-1 A: 1-1 N: 0-1**

**Coach Russ Cohen**

**Captain: Frank Ellis (T)**

Sept. 28	Louisiana College	W	58-0	
Oct. 5	Louisiana-Lafayette	W	58-0	
Oct. 12	Sewanee * (HC)	W	27-14	
Oct. 19	at Mississippi State * (20)	W	31-6	
Oct. 26	Louisiana Tech	W	53-7	
Nov. 2	vs. Arkansas (13)	L	0-32	
Nov. 9	at Duke	L	6-32	
Nov. 16	Ole Miss *	W	13-6	
Nov. 28	Tulane *	L	0-21	

## 1930

**Record: 6-4-0 SIC: 2-3-0 H: 5-0 A: 0-4 N: 1-0**

**Coach Russ Cohen**

**Captain: Walter (Dobie) Reeves (HB)**

Sept. 20	South Dakota Wesleyan	W	76-0	
Sept. 27	Louisiana Tech	W	71-0	
Oct. 4	Louisiana-Lafayette	W	85-0	
Oct. 11	at South Carolina	L	6-7	
Oct. 18	at Mississippi State * (20)	L	6-8	
Oct. 25	Sewanee * (HC)	W	12-0	
Nov. 1	vs. Arkansas (13)	W	27-12	
Nov. 8	Ole Miss *	W	6-0	
Nov. 15	at Alabama * (18)	L	0-33	
Nov. 27	at Tulane *	L	7-12	

## 1931

**Record: 5-4-0 SIC: 2-2-0 H: 3-1 A: 1-3 N: 1-0**

**Coach Russ Cohen**

**Captain: Edward Khoury (T)**

Sept. 26	at TCU	L	0-3	D
Oct. 3	Spring Hill ^	W	35-0	N
Oct. 10	South Carolina (HC)	W	19-12	N
Oct. 17	Mississippi State *	W	31-0	N
Oct. 24	vs. Arkansas (13)	W	13-6	D
Oct. 31	Sewanee *	L	6-12	N
Nov. 7	at Army	L	0-20	D
Nov. 14	at Ole Miss * (20)	W	26-3	D
Nov. 28	at Tulane *	L	7-34	D

^ - First night game in Tiger Stadium

## 1932

**Record: 6-3-1 SIC: 3-0-0 H: 3-1-1 A: 1-2 N: 2-0**

**Coach Lawrence M. (Biff) Jones**

**Captain: Walter Fleming (E)**

Sept. 24	TCU	T	3-3	N
Oct. 1	at Rice	L	8-10	D
Oct. 8	Spring Hill	W	80-0	N
Oct. 15	vs. Mississippi St. * (21)	W	24-0	D
Oct. 22	vs. Arkansas (13)	W	14-0	D
Oct. 29	Sewanee * (HC)	W	38-0	N
Nov. 5	at South Carolina	W	6-0	D
Nov. 12	at Centenary	L	0-6	D
Nov. 26	Tulane *	W	14-0	D
Dec. 17	Oregon	L	0-12	D

## 1933

**Record: 7-0-3 SEC: 3-0-2 H: 5-0-2 A: 0-0-1 N: 2-0**

**Coach Lawrence M. (Biff) Jones**

**Captain: Jack Torrance (T)**

Sept. 30	Rice	W	13-0	N
Oct. 7	Millsaps	W	40-0	N
Oct. 14	Centenary	T	0-0	N
Oct. 21	vs. Arkansas (13)	W	20-0	D
Oct. 28	Vanderbilt * (HC)	T	7-7	N
Nov. 4	South Carolina	W	30-7	D
Nov. 18	Ole Miss *	W	31-0	D
Nov. 25	vs. Mississippi State * (21)	W	21-6	D
Dec. 2	at Tulane *	T	7-7	D
Dec. 9	Tennessee *	W	7-0	D

## 1934

**Record: 7-2-2 SEC: 4-2-0 H: 3-1-1 A: 3-1-1 N: 1-0**

**Coach Lawrence M. (Biff) Jones**

**Captain: Bert Yates (HB)**

Sept. 29	at Rice	T	9-9	D
Oct. 6	SMU	T	14-14	N
Oct. 13	Auburn * (HC)	W	20-6	N
Oct. 20	vs. Arkansas (13)	W	16-0	D
Oct. 27	at Vanderbilt *	W	29-0	D
Nov. 3	Mississippi State *	W	25-3	N
Nov. 10	at George Washington	W	6-0	D
Nov. 17	at Ole Miss * (20)	W	14-0	D
Dec. 1	Tulane *	L	12-13	D
Dec. 8	at Tennessee *	L	13-19	D
Dec. 15	Oregon	W	14-13	D

## 1935

**National Champions (Williamson)**

**SEC CHAMPIONS**

**Record: 9-2-0 SEC: 5-0-0 H: 4-1 A: 4-0 N: 1-1**

**Coach Bernie H. Moore**

**Captain: W.J. Barrett (E)**

Sept. 28	Rice	L	7-10	N
Oct. 5	Texas	W	18-6	N
Oct. 12	at Manhattan	W	32-0	D
Oct. 19	vs. Arkansas (13)	W	13-7	D
Oct. 26	at Vanderbilt *	W	7-2	D
Nov. 2	Auburn * (HC)	W	6-0	D
Nov. 9	Mississippi State *	W	28-13	D
Nov. 16	at Georgia *	W	13-0	D
Nov. 23	Louisiana-Lafayette	W	56-0	D
Nov. 30	at Tulane *	W	41-0	D

**Sugar Bowl • New Orleans, Louisiana**

Jan. 1	vs. TCU	L	2-3	35,000	D
--------	---------	---	-----	--------	---

## 1936

**National Champions (Williamson, Sagarin)**

**SEC CHAMPIONS**

**Record: 9-1-1 SEC: 6-0-0 H: 6-0 A: 1-0-1 N: 2-1**

**Coach Bernie H. Moore**

**Captain: Bill May (QB-FB)**

Sept. 26	Rice	W	20-7	N
Oct. 3	at Texas	T	6-6	D
Oct. 10	Georgia *	W	47-7	N
Oct. 17	Ole Miss *	W	13-0	N
#13 Oct. 24	vs. Arkansas (13)	W	19-7	D
#8 Oct. 31	at Vanderbilt *	W	19-0	D
#7 Nov. 7	Mississippi State * (HC)	W	12-0	D
#7 Nov. 14	vs. Auburn * (9)	W	19-6	D
#5 Nov. 21	Louisiana-Lafayette	W	93-0	D
#2 Nov. 28	#19 Tulane *	W	33-0	D

**Sugar Bowl • New Orleans, Louisiana**

#2 Jan. 1	vs. #6 Santa Clara	L	14-21	38,483	D
-----------	--------------------	---	-------	--------	---

**1937****Record: 9-2-0 SEC: 5-1-0 H: 7-0 A: 2-1 N: 0-1****Coach Bernie H. Moore****Captain: Art (Slick) Morton (HB-TB)**

Sept. 25	Florida *	W	19-0	N
Oct. 2	Texas	W	9-0	N
Oct. 9	at Rice	W	13-0	D
Oct. 16	Ole Miss *	W	13-0	N
#6 Oct. 23	at #20 Vanderbilt *	L	6-7	D
#17 Oct. 30	Loyola	W	52-6	N
#18 Nov. 6	Miss. St. * (HC)	W	41-0	D
#12 Nov. 13	#14 Auburn *	W	9-7	D
#8 Nov. 20	Northwestern State	W	52-0	D
#10 Nov. 27	at Tulane *	W	20-7	D
<b>Sugar Bowl • New Orleans, Louisiana</b>				
#8 Jan. 1	vs. #9 Santa Clara	L	0-6	40,000 D

**1938****Record: 6-4-0 SEC: 2-4-0 H: 5-2 A: 1-1 N: 0-1****Coach Bernie H. Moore****Captain: Ben Friend (T)**

Sept. 24	Ole Miss *	L	7-20	N
Oct. 1	at Texas	W	20-0	D
Oct. 8	Rice	W	3-0	N
Oct. 15	Loyola	W	47-0	N
Oct. 22	#16 Vanderbilt * (HC)	W	7-0	N
Oct. 29	at #8 Tennessee *	L	6-14	D
Nov. 5	Mississippi State *	W	32-7	D
Nov. 12	vs. Auburn * (9)	L	6-28	D
Nov. 19	Louisiana-Lafayette	W	32-0	D
Nov. 26	Tulane *	L	0-14	D

**1939****Record: 4-5-0 SEC: 1-5-0 H: 2-4 A: 2-1 N: 0-0****Coach Bernie H. Moore****Captain: Young Bussey (HB)**

Sept. 30	Ole Miss *	L	7-14	N
Oct. 7	at Holy Cross	W	26-7	D
Oct. 14	Rice	W	7-0	N
Oct. 21	Loyola	W	20-0	N
Oct. 28	at Vanderbilt *	W	12-6	D
#18 Nov. 4	#1 Tennessee * (HC)	L	0-20	D
Nov. 11	Mississippi State *	L	12-15	N
Nov. 18	Auburn *	L	7-21	D
Dec. 2	at #5 Tulane *	L	20-33	D

**1940****Record: 6-4-0 SEC: 3-3-0 H: 5-2 A: 0-2 N: 1-0****Coach Bernie H. Moore****Captain: Charles Anastasio (HB)**

Sept. 21	Louisiana Tech	W	39-7	N
Sept. 28	Ole Miss *	L	6-19	N
Oct. 5	Holy Cross	W	25-0	N
Oct. 12	at Rice	L	0-23	N
Oct. 19	Mercer	W	20-0	N
Oct. 26	Vanderbilt * (HC)	W	7-0	N
Nov. 2	at #7 Tennessee *	L	0-28	D
Nov. 9	#19 Mississippi State *	L	7-22	D
Nov. 16	vs. Auburn * (9)	W	21-13	D
Nov. 30	Tulane *	W	14-0	D

**1941****Record: 4-4-2 SEC: 2-2-2 H: 3-3-2 A: 1-1 N: 0-0****Coach Bernie H. Moore****Captain: Leo Bird (HB)**

Sept. 20	Louisiana Tech	W	25-0	N
Sept. 27	Holy Cross	L	13-19	N
Oct. 4	at Texas	L	0-34	D
Oct. 11	#19 Mississippi State *	T	0-0	N
Oct. 18	Rice	W	27-0	N
Oct. 25	Florida *	W	10-7	N
Nov. 1	Tennessee * (HC)	L	6-13	D
Nov. 8	#16 Ole Miss *	L	12-13	N
Nov. 15	Auburn *	T	7-7	D
Nov. 29	at Tulane *	W	19-0	D

**1942****Record: 7-3-0 SEC: 3-2-0 H: 6-0 A: 1-2 N: 0-1****Coach Bernie H. Moore****Captain: Willie Miller (G)**

Sept. 19	Northwestern State	W	40-0	N
Sept. 26	Texas A&M	W	16-7	N
Oct. 3	at Rice	L	14-27	D
Oct. 10	Mississippi State *	W	16-6	N
Oct. 17	Ole Miss * (HC)	W	21-7	N
Oct. 24	Georgia Navy	W	34-0	N
#19 Oct. 31	at #20 Tennessee *	L	0-26	D
Nov. 7	at Fordham	W	26-13	D
Nov. 14	vs. Auburn * (9)	L	7-25	D
Nov. 26	Tulane *	W	18-6	D

**1943****Record: 6-3-0 SEC: 2-2-0 H: 4-1 A: 0-2 N: 2-0****Coach Bernie H. Moore****Captain: Steve Van Buren (HB)**

Sept. 25	Georgia *	W	34-27	N
Oct. 2	Rice	W	20-7	N
#17 Oct. 9	Texas A&M	L	13-28	N
Oct. 16	Louisiana Army (STU)	W	28-7	D
Oct. 23	vs. Georgia * (22)	W	27-6	N
Oct. 30	TCU	W	14-0	N
#20 Nov. 6	at Georgia Tech *	L	7-42	D
Nov. 20	at Tulane *	L	0-27	D

**Orange Bowl • Miami, Florida**

Jan. 1	vs. Texas A&M	W	19-14	D
--------	---------------	---	-------	---

**1944****Record: 2-5-1 SEC: 2-3-1 H: 1-4-1 A: 1-1 N: 0-0****Coach Bernie H. Moore****Captain: Al Cavigga (G)**

Sept. 30	Alabama *	T	27-27	N
Oct. 7	at Rice	L	13-14	D
Oct. 14	Texas A&M	L	0-7	N
Oct. 21	Mississippi State *	L	6-13	N
Oct. 28	at Georgia *	W	15-7	D
Nov. 4	#16 Tennessee * (HC)	L	0-13	N
Nov. 18	#9 Georgia Tech *	L	6-14	N
Dec. 2	Tulane *	W	25-6	D

**1945****Record: 7-2-0 SEC: 5-2-0 H: 4-2 A: 3-0 N: 0-0****Coach Bernie H. Moore****Captain: Andy Kosmac (C)**

Sept. 29	Rice	W	42-0	N
Oct. 6	Alabama *	L	7-26	N
Oct. 13	#17 Texas A&M	W	31-12	N
Oct. 20	at #12 Georgia *	W	32-0	D
#13 Oct. 27	Vanderbilt *	W	39-7	N
#17 Nov. 3	Ole Miss *	W	32-13	N
#14 Nov. 10	Miss. St. * (HC)	L	20-27	N
Nov. 17	at Georgia Tech *	W	9-7	D
Dec. 1	at Tulane *	W	33-0	D

## 1946

**Record: 9-1-1 SEC: 5-1-0 H: 6-1 A: 3-0 N: 0-0-1**

**Coach Bernie H. Moore**

**Captain: Dilton Richmond (E)**

Sept. 28	at Rice	W	7-6	N
Oct. 5	Mississippi State *	W	13-6	N
#13 Oct. 12	Texas A&M	W	33-9	N
#12 Oct. 19	Georgia Tech * (HC)	L	7-26	N
Oct. 26	at Vanderbilt *	W	14-0	D
Nov. 2	Ole Miss *	W	34-21	N
#19 Nov. 9	Alabama *	W	31-21	N
#11 Nov. 15	at Miami (Fla.)	W	20-7	N
#9 Nov. 22	Fordham	W	40-0	N
#9 Nov. 30	Tulane *	W	41-27	D

**Cotton Bowl • Dallas, Texas**

#8 Jan. 1	vs. #16 Arkansas	T	0-0	38,000	D
-----------	------------------	---	-----	--------	---

## 1947

**Record: 5-3-1 SEC: 2-3-1 H: 4-1 A: 1-2-1 N: 0-0**

**Coach Bernie H. Moore**

**Captain: Jim Cason (HB)**

Sept. 27	Rice	W	21-14	N
Oct. 4	at Georgia *	L	19-35	D
Oct. 11	Texas A&M	W	19-13	N
Oct. 17	at Boston College	W	14-13	N
#18 Oct. 25	#19 Vanderbilt* (HC)	W	19-13	N
#17 Nov. 1	Ole Miss *	L	18-20	N
Nov. 15	Mississippi State *	W	21-6	D
Nov. 22	at #8 Alabama *	L	12-41	D
Dec. 6	at Tulane *	T	6-6	D

## 1948

**Record: 3-7-0 SEC: 1-5-0 H: 2-4 A: 1-3 N: 0-0**

**Coach Gaynell Tinsley**

**Captain: Ed Claunch (C)**

Sept. 18	at Texas	L	0-33	47,500	D
Oct. 2	at Rice	W	26-13	29,000	N
Oct. 9	Texas A&M	W	14-13	35,000	N
Oct. 16	#16 Georgia *	L	0-22	36,000	N
Oct. 23	at #3 North Carolina	L	7-34	40,000	D
Oct. 30	Ole Miss * (HC)	L	19-49	45,000	N
Nov. 6	at Vanderbilt *	L	7-48	22,000	D
Nov. 13	Mississippi State *	L	0-7	30,000	N
Nov. 20	Alabama *	W	26-6	25,000	D
Nov. 27	#14 Tulane *	L	0-46	46,000	D

## 1949

**Record: 8-3-0 SEC: 4-2-0 H: 7-1 A: 1-1 N: 0-1**

**Coach Gaynell Tinsley**

**Captain: Mel Lyle (E)**

Sept. 24	Kentucky *	L	0-19	35,000	N
Oct. 1	Rice	W	14-7	32,000	N
Oct. 8	Texas A&M	W	34-0	30,000	N
Oct. 14	at Georgia *	L	0-7	22,000	N
Oct. 22	#6 North Carolina	W	13-7	43,000	N
#17 Oct. 29	Ole Miss *	W	34-7	37,000	N
#17 Nov. 5	Vanderbilt *	W	33-13	34,000	N
#16 Nov. 12	Miss. St. * (HC)	W	34-7	32,000	N
#13 Nov. 19	Southeastern La.	W	48-7	19,000	D
#13 Nov. 26	at #10 Tulane *	W	21-0	81,000	D

**Sugar Bowl • New Orleans, Louisiana**

#9 Jan. 1	vs. #2 Oklahoma	L	0-35	82,470	D
-----------	-----------------	---	------	--------	---

## 1950

**Record: 4-5-2 SEC: 2-3-2 H: 3-2-1 A: 1-3-1 N: 0-0**

**Coach Gaynell Tinsley**

**Captain: Ebert Van Buren (HB)**

Sept. 23	at #13 Kentucky *	L	0-14	35,500	N
Sept. 30	Pacific	W	19-0	30,000	N
Oct. 7	at Rice	L	20-35	52,000	N
Oct. 14	Georgia Tech * (HC)	L	0-13	42,000	N
Oct. 21	Georgia *	T	13-13	25,000	N
Nov. 4	Ole Miss *	W	40-14	30,000	N
Nov. 11	at Vanderbilt *	W	33-7	27,000	D
Nov. 18	Mississippi State *	L	7-13	33,000	N
Nov. 24	Villanova	W	13-7	10,000	N
Dec. 2	at #20 Tulane *	T	14-14	74,000	D
Dec. 9	at #3 Texas	L	6-21	35,000	D

## 1951

**Record: 7-3-1 SEC: 4-2-1 H: 4-2-1 A: 1-1 N: 2-0**

**Coach Gaynell Tinsley**

**Captains: Ray Potter (T), Chester Freeman (RHB)**

Sept. 22	Southern Miss	W	13-0	24,000	N
Sept. 29	vs. #9 Alabama * (5)	W	13-7	32,000	D
Oct. 6	Rice	W	7-6	44,000	N
Oct. 13	at #8 Georgia Tech *	L	7-25	30,000	D
Oct. 20	at Georgia *	W	7-0	18,000	N
Oct. 27	#5 Maryland	L	0-27	38,000	N
Nov. 3	Ole Miss * (HC)	T	6-6	40,000	N
Nov. 10	Vanderbilt *	L	13-20	18,000	N
Nov. 17	Mississippi State *	W	3-0	20,000	N
Nov. 24	vs. Villanova (13)	W	45-7	13,000	D
Dec. 1	Tulane *	W	14-13	45,000	D

## 1952

**Record: 3-7-0 SEC: 2-5-0 H: 0-5 A: 3-2 N: 0-0**

**Coach Gaynell Tinsley**

**Captains: Norm Stevens (QB), Joe Modicut (LG), Bill Lansing (RG), Leroy Labat (HB), Jim Sanford (T), Ralph McLeod (LE)**

Sept. 20	#11 Texas	L	14-35	42,000	N
Sept. 27	Alabama *	L	20-21	34,000	N
Oct. 4	at #17 Rice	W	27-7	45,000	N
Oct. 11	at Kentucky *	W	34-7	28,000	D
Oct. 18	Georgia *	L	14-27	38,000	N
Oct. 25	at #2 Maryland	L	6-34	30,000	D
Nov. 1	at Ole Miss *	L	0-28	23,000	D
Nov. 8	#8 Tennessee * (HC)	L	3-22	35,000	D
Nov. 15	Mississippi State *	L	14-33	20,000	D
Nov. 29	at Tulane *	W	16-0	55,000	D

## 1953

**Record: 5-3-3 SEC: 2-3-3 H: 3-2-1 A: 2-1-1 N: 0-0-1**

**Coach Gaynell Tinsley**

**Captains: Jerry Marchand (LHB), Charley Oakley (FB)**

Sept. 19	#11 Texas	W	20-7	40,000	N
Sept. 26	vs. #5 Alabama * (5)	T	7-7	32,000	N
#19 Oct. 3	Boston College	W	42-6	24,000	N
#14 Oct. 10	Kentucky *	T	6-6	34,000	N
Oct. 17	at Georgia *	W	14-6	20,000	D
#14 Oct. 24	at Florida *	T	21-21	39,000	D
Oct. 31	#18 Ole Miss *	L	16-27	40,000	N
Nov. 7	at Tennessee *	L	14-32	23,000	D
Nov. 14	Miss. St. * (HC)	L	13-26	29,000	D
Nov. 21	at Arkansas (6)	W	9-8	21,000	D
Nov. 28	Tulane *	W	32-13	49,000	D

## 1954

**Record: 5-6-0 SEC: 2-5-0 H: 3-3 A: 1-3 N: 1-0**

**Coach Gaynell Tinsley**

**Captain: Sid Fournet (LG)**

Sept. 18	at #4 Texas	L	6-20	36,000	D
Sept. 25	Alabama *	L	0-12	40,000	N
Oct. 2	at Kentucky *	L	6-7	33,000	N
Oct. 9	at Georgia Tech *	L	20-30	28,000	D
Oct. 16	#20 Texas Tech	W	20-13	25,000	N
Oct. 23	#18 Florida *	W	20-7	25,000	N
Oct. 30	#12 Ole Miss * (HC)	L	6-21	46,000	N
Nov. 6	Chattanooga	W	26-19	11,000	N
Nov. 13	Mississippi State *	L	0-25	20,000	N
Nov. 20	vs. Arkansas (13)	W	7-6	33,000	D
Nov. 27	at Tulane *	W	14-13	40,477	D

## 1955

**Record: 3-5-2 SEC: 2-3-1 H: 2-2-1 A: 1-2-1 N: 0-1**

**Coach Paul Dietzel**

**Captains: Joe Tuminello (E), O.K. Ferguson (FB)**

Sept. 17	Kentucky *	W	19-7	42,000	N
#16 Sept. 24	vs. Texas A&M (14)	L	0-28	17,000	N
Oct. 1	at #11 Rice	T	20-20	51,000	N
Oct. 8	#4 Georgia Tech *	L	0-7	60,000	N
Oct. 15	at Florida *	L	14-18	30,000	D
Oct. 29	Ole Miss *	L	26-29	43,000	N
Nov. 5	at #1 Maryland	L	0-13	28,000	D
Nov. 12	#18 Miss. St. * (HC)	W	34-7	40,000	N
Nov. 19	at Arkansas (6)	W	13-7	35,000	D
Nov. 26	Tulane *	T	13-13	60,000	D

## 1956

**Record: 3-7-0 SEC: 1-5-0 H: 1-4 A: 1-3 N: 1-0**

**Coach Paul Dietzel**

**Captain: Don Scully (G)**

Sept. 29	#11 Texas A&M	L	6-9	61,000	N
Oct. 6	at Rice	L	14-23	55,000	N
Oct. 13	at #3 Georgia Tech * L	7-39	39,500	D	
Oct. 20	at Kentucky *	L	0-14	28,000	N
Oct. 27	Florida * (HC)	L	6-21	35,000	N
Nov. 3	Ole Miss *	L	17-46	35,000	N
Nov. 10	Oklahoma State	W	13-0	25,000	N
Nov. 17	Mississippi State *	L	13-32	25,000	N
Nov. 24	vs. Arkansas (13)	W	21-7	28,000	D
Dec. 1	at Tulane *	W	7-6	60,000	D

## 1957

**Record: 5-5-0 SEC: 4-4-0 H: 4-2 A: 1-3 N: 0-0**

**Coach Paul Dietzel**

**Captain: Alvin Aucoin (LT)**

Sept. 21	Rice	L	14-20	50,912	N
Sept. 28	Alabama *	W	28-0	33,728	N
Oct. 5	at Texas Tech	W	19-14	19,278	N
Oct. 12	#17 Georgia Tech *	W	20-13	59,476	N
#17 Oct. 19	Kentucky * (HC)	W	21-0	53,824	N
#10 Oct. 26	at Florida *	L	14-22	27,740	D
Nov. 2	at Vanderbilt *	L	0-7	18,500	D
Nov. 9	at #14 Ole Miss *	L	12-14	26,261	D
Nov. 16	#12 Mississippi St. * L	6-14	51,213	N	
Nov. 30	Tulane *	W	25-6	48,040	D

## 1958

**NATIONAL CHAMPIONS**

**SEC CHAMPIONS**

**Record: 11-0-0 SEC: 6-0-0 H: 5-0 A: 5-0 N: 1-0**

**Coach Paul Dietzel**

**vs. Top 20: 2-0**

**Captain: Billy Hendrix (E)**

Sept. 20	at Rice	W	26-6	45,000	N
#15 Sept. 27	at Alabama * (5)	W	13-3	34,000	N
#13 Oct. 4	Hardin-Simmons	W	20-6	45,000	N
#11 Oct. 10	at Miami (Fla.)	W	41-0	40,614	N
#9 Oct. 18	Kentucky *	W	32-7	65,000	N
#3 Oct. 25	Florida * (HC)	W	10-7	62,000	N
#1 Nov. 1	#6 Ole Miss *	W	14-0	68,000	N
#1 Nov. 8	Duke	W	50-18	63,000	N
#1 Nov. 15	at Miss. St. * (20)	W	7-6	26,000	N
#1 Nov. 22	at Tulane *	W	62-0	83,221	D
<b>Sugar Bowl • New Orleans, Louisiana</b>					
#1 Jan. 1	vs. #12 Clemson	W	7-0	80,331	NBC D

## 1959

**Record: 9-2-0 SEC: 5-1-0 H: 6-0 A: 2-1 N: 1-1**

**Coach Paul Dietzel**

**vs. Top 20: 2-2**

**Captain: Lynn LeBlanc (T)**

#1 Sept. 19	Rice	W	26-3	48,613	NBC D
#1 Sept. 26	#9 TCU	W	10-0	65,694	N
#1 Oct. 3	vs. Baylor (13)	W	22-0	32,308	D
#1 Oct. 10	Miami (Fla.)	W	27-3	64,864	N
#1 Oct. 17	at Kentucky *	W	9-0	33,230	N
#1 Oct. 24	at Florida *	W	9-0	47,578	D
#1 Oct. 31	#3 Ole Miss * (HC)	W	7-3	67,327	N
#1 Nov. 7	at #13 Tennessee * L	13-14	45,682	D	
#3 Nov. 14	Mississippi State *	W	27-0	63,272	N
#3 Nov. 21	Tulane *	W	14-6	65,057	D
<b>Sugar Bowl • New Orleans, Louisiana</b>					
#3 Jan. 1	vs. #2 Ole Miss	L	0-21	81,141	NBC D



## 1960

**Record: 5-4-1 SEC: 2-3-1 H: 4-2 A: 1-2-1 N: 0-0**

**Coach Paul Dietzel**

**vs. Top 20: 0-0-1**

**Captain: Charles (Bo) Strange (C)**

Sept. 17	Texas A&M	W	9-0	58,346	N
Oct. 1	Baylor	L	3-7	57,662	N
Oct. 8	at Georgia Tech *	L	2-6	44,176	D
Oct. 15	at Kentucky *	L	0-3	28,000	N
Oct. 22	Florida *	L	10-13	51,528	N
Oct. 29	at #2 Ole Miss *	T	6-6	34,000	ABC D
Nov. 5	South Carolina (HC)	W	35-6	52,650	N
Nov. 12	Mississippi State *	W	7-3	48,804	N
Nov. 19	Wake Forest	W	16-0	49,909	N
Nov. 26	at Tulane *	W	17-6	74,000	D



## 1961

**SEC CHAMPIONS**

**Record: 10-1-0 SEC: 6-0-0 H: 6-0 A: 3-1 N: 1-0**

**Coach Paul Dietzel**

**vs. Top 20: 3-0**

**Captain: Roy (Moonie) Winston (G)**

#5 Sept. 23	at Rice	L	3-16	73,000	N
Sept. 30	Texas A&M	W	16-7	63,367	N
Oct. 7	#3 Georgia Tech *	W	10-0	64,702	N
Oct. 14	at South Carolina	W	42-0	19,275	D
#10 Oct. 21	Kentucky * (HC)	W	24-14	65,208	N
#7 Oct. 28	at Florida *	W	23-0	47,490	D
#6 Nov. 4	#2 Ole Miss *	W	10-7	68,071	N
#4 Nov. 11	at North Carolina	W	30-0	14,173	ABC D
#4 Nov. 18	Mississippi State *	W	14-6	59,341	N
#4 Nov. 25	Tulane *	W	62-0	60,808	D
<b>Orange Bowl • Miami, Florida</b>					
#4 Jan. 1	vs. #7 Colorado	W	25-7	62,391	NBC D









## 1978

**Record: 8-4-0 SEC: 3-3-0 H: 5-1 A: 3-2 N: 0-1**  
**Coach Charles McClendon vs. Top 20: 0-2**  
**Captains: Charles Alexander (TB), Thad Minaldi (LB)**

#13 Sept. 16	Indiana	W	24-17	78,534	N
#10 Sept. 23	Wake Forest	W	13-11	77,197	N
#11 Sept. 30	at Rice	W	37-7	50,000	N
#11 Oct. 7	at Florida *	W	34-21	55,457	N
#11 Oct. 14	Georgia * (HC)	L	17-24	77,158	N
#16 Oct. 21	at Kentucky *	W	21-0	57,918	N
#12 Nov. 4	Ole Miss *	W	30-8	73,120	ABC
#10 Nov. 11	at #3 Alabama * (9)	L	10-31	76,831	ABC
#17 Nov. 18	at Miss. St. * (20)	L	14-16	44,200	D
Nov. 25	Tulane	W	40-21	75,876	N
Dec. 2	Wyoming	W	24-17	64,458	N

### Liberty Bowl • Memphis, Tenn.

Dec. 23	vs. #18 Missouri	L	15-20	53,064	ABC	D
---------	------------------	---	-------	--------	-----	---



## 1979

**Record: 7-5-0 SEC: 4-2-0 H: 4-3 A: 2-2 N: 1-0**  
**Coach Charles McClendon vs. Top 20: 0-3**  
**Captains: John Ed Bradley (C), Willie Teal (CB), Rusty Brown (S)**

Sept. 15	at Colorado	W	44-0	46,642	D
Sept. 22	Rice	W	47-3	74,934	N
#20 Sept. 29	#1 Southern Cal	L	12-17	78,322	N
#17 Oct. 6	Florida *	W	20-3	73,073	N
#13 Oct. 13	at Georgia *	L	14-21	61,000	D
Oct. 20	Kentucky *	W	23-19	71,296	N
Oct. 27	#8 Florida St. (HC)	L	19-24	67,197	ABC
Nov. 3	at Ole Miss * (20)	W	28-24	45,548	D
Nov. 10	#1 Alabama *	L	0-3	73,708	N
Nov. 17	Mississippi State *	W	21-3	69,454	N
Nov. 24	at #18 Tulane	L	13-24	73,496	ABC

### Tangerine Bowl • Orlando, Florida

Dec. 22	vs. Wake Forest	W	34-10	38,666	Mizlou	N
---------	-----------------	---	-------	--------	--------	---



## 1980

**Record: 7-4-0 SEC: 4-2-0 H: 5-1 A: 2-3 N: 0-0**  
**Coach Jerry Stovall vs. Top 20: 1-3**  
**Captains: Hokie Gajan (FB), Lyman White (OLB)**

Sept. 6	#13 Florida State	L	0-16	77,535	N
Sept. 13	Kansas State	W	21-0	75,405	N
Sept. 20	Colorado	W	23-20	74,999	N
Sept. 27	at Rice	L	7-17	41,000	N
Oct. 4	at #19 Florida *	W	24-7	59,299	D
Oct. 11	Auburn * (HC)	W	21-17	76,094	N
Oct. 18	at Kentucky *	W	17-10	57,800	N
Nov. 1	Ole Miss *	W	38-16	71,422	ABC
Nov. 8	at #6 Alabama *	L	7-28	60,210	D
Nov. 15	at #19 Miss. St. * (20)	L	31-55	48,863	D
Nov. 22	Tulane	W	24-7	69,248	N



## 1981

**Record: 3-7-1 SEC: 1-4-1 H: 3-4 A: 0-3-1 N: 0-0**  
**Coach Jerry Stovall vs. Top 20: 0-3**  
**Captains: James Britt (CB), Tom Tully (OG)**

Sept. 5	#4 Alabama *	L	7-24	78,066	ABC	N
Sept. 12	at #4 Notre Dame	L	9-27	59,075	USA	D
Sept. 19	Oregon State	W	27-24	74,962	N	
Sept. 26	Rice	W	28-14	71,869	N	
Oct. 3	Florida *	L	10-24	73,665	N	
Oct. 10	at Auburn *	L	7-19	61,000	D	
Oct. 17	Kentucky *	W	24-10	69,169	N	
Oct. 24	#20 Florida St. (HC)	L	14-38	74,816	N	
Oct. 31	at Ole Miss * (20)	T	27-27	46,324	D	
Nov. 14	Mississippi State *	L	9-17	71,303	N	
Nov. 28	at Tulane	L	7-48	71,546	N	



## 1982

**Record: 8-3-1 SEC: 4-1-1 H: 5-1-1 A: 3-1 N: 0-1**  
**Coach Jerry Stovall vs. Top 20: 3-1**  
**Captains: Alan Risher (QB), James Britt (CB)**

Sept. 18	Oregon State	W	45-7	78,425	N
Sept. 25	Rice	W	52-13	75,040	N
Oct. 2	at #4 Florida *	W	24-13	73,152	D
#18 Oct. 9	Tennessee *	T	24-24	77,448	N
#16 Oct. 16	at Kentucky *	W	34-10	55,107	N
#14 Oct. 23	South Carolina (HC)	W	14-6	78,944	TigerVision N
#13 Oct. 30	Ole Miss *	W	45-8	74,404	TigerVision N
#11 Nov. 6	at #8 Alabama * (9)	W	20-10	77,230	TigerVision D
#6 Nov. 13	at Mississippi St. *	L	24-27	31,556	ABC
#12 Nov. 20	#7 Florida State	W	55-21	76,637	TigerVision N
#7 Nov. 27	Tulane	L	28-31	76,114	TigerVision N

### Orange Bowl • Miami, Florida

#13 Dec. 1	vs. #3 Nebraska	L	20-21	54,407	NBC	D
------------	-----------------	---	-------	--------	-----	---



## 1983

**Record: 4-7-0 SEC: 0-6-0 H: 2-5 A: 2-2 N: 0-0**  
**Coach Jerry Stovall vs. Top 20: 1-3**  
**Captains: John Fritchie (ILB), Mike Gambrell (C)**

#13 Sept. 10	#12 Florida State	L	35-40	79,665	ABC	D
Sept. 17	at Rice	W	24-10	34,000	TigerVision N	
Sept. 24	#9 Washington	W	40-14	82,390	TigerVision N	
#16 Oct. 1	#12 Florida *	L	17-31	78,616	TigerVision N	
Oct. 8	at Tennessee *	L	6-20	94,497	TBS	N
Oct. 15	Kentucky * (HC)	L	13-21	77,765	TigerVision N	
Oct. 22	South Carolina	W	20-6	71,951	TigerVision N	
Oct. 29	at Ole Miss * (20)	L	24-27	49,383	TigerVision D	
Nov. 5	#19 Alabama *	L	26-32	70,606	ABC	D
Nov. 12	Mississippi State *	L	26-45	74,439	TigerVision N	
Nov. 24	at Tulane	W	20-7	51,765	TBS	N



## 1984

**Record: 8-3-1 SEC: 4-1-1 H: 5-1 A: 3-1-1 N: 0-1**  
**Coach Bill Arnsparger vs. Top 20: 2-1**  
**Captains: Gregg Dubroc (OLB), Liffort Hobley (FS), Kevin Langford (OG), Jeff Wickersham (QB)**

Sept. 8	at Florida *	T	21-21	70,197	TBS	D
Sept. 15	Wichita State	W	47-7	78,026	TigerVision N	
Sept. 22	Arizona	W	27-26	78,052	TigerVision N	
Sept. 29	at #15 Southern Cal	W	23-3	60,128	TigerVision D	
#12 Oct. 13	Vanderbilt * (HC)	W	34-27	78,003	ESPN	N
#10 Oct. 20	at #16 Kentucky *	W	36-10	57,252	ABC	D
#7 Oct. 27	Notre Dame	L	22-30	78,033	ABC	D
#15 Nov. 3	Ole Miss *	W	32-29	77,649	TigerVision N	
#12 Nov. 10	at Alabama * (9)	W	16-14	74,301	D	
#9 Nov. 17	at Mississippi State *	L	14-16	30,556	TigerVision D	
#16 Nov. 24	Tulane	W	33-15	77,983	TigerVision N	

### Sugar Bowl • New Orleans, Louisiana

#11 Jan. 1	vs. #5 Nebraska	L	10-28	75,608	ABC	N
------------	-----------------	---	-------	--------	-----	---



## 1985

**Record: 9-2-1 SEC: 4-1-1 H: 4-1-1 A: 5-0 N: 0-1**  
**Coach Bill Arnsparger vs. Top 20: 0-1-1**  
**Captains: Shawn Burks (ILB), Dalton Hilliard (RB), Jeff Wickersham (QB), Karl Wilson (DE)**

#12 Sept. 14	at North Carolina	W	23-13	50,866	TigerVision D	
#9 Sept. 21	Colorado State	W	17-3	78,491	TigerVision N	
#8 Oct. 5	#11 Florida *	L	0-20	78,598	TigerVision N	
#20 Oct. 12	at Vanderbilt *	W	49-7	40,962	TigerVision N	
#17 Oct. 19	Kentucky * (HC)	W	10-0	78,562	ESPN	N
#16 Nov. 2	at Ole Miss * (20)	W	14-0	45,000	TBS	D
#15 Nov. 9	#20 Alabama *	T	14-14	76,772	ABC	D
#19 Nov. 16	Mississippi State *	W	17-15	76,099	TigerVision N	
#17 Nov. 23	at Notre Dame	W	10-7	59,075	USA	D
#13 Nov. 30	at Tulane	W	31-19	64,194	TigerVision N	
#12 Dec. 7	East Carolina	W	35-15	65,660	TigerVision N	

### Liberty Bowl • Memphis, Tennessee

#12 Dec. 27	vs. Baylor	L	7-21	40,186	Katz	N
-------------	------------	---	------	--------	------	---





**1994**  
**Record: 4-7-0 SEC: 3-5 H: 2-4 A: 2-3 N: 0-0**  
**Coach Curley Hallman vs. Top 25: 0-4**  
**Captains: Brett Bech (SE), Ivory Hilliard (FS), Jonny Fayard (TE), Troy Twillie (FS)**

Sept. 3	#15 Texas A&M	L	13-18	75,504	N
Sept. 10	Mississippi State *	W	44-24	63,029	N
Sept. 17	at #11 Auburn *	L	26-30	84,754	JP-TV D
Oct. 1	S. Carolina * (HC)	L	17-18	63,281	N
Oct. 8	at #1 Florida *	L	18-42	85,385	JP-TV D
Oct. 15	Kentucky *	W	17-13	61,764	N
Oct. 29	at Ole Miss *	L	21-34	40,157	D
Nov. 5	#6 Alabama *	L	17-35	75,453	ESPN N
Nov. 12	Southern Miss	L	18-20	51,710	N
Nov. 19	at Tulane	W	49-25	32,067	N
Nov. 26	at Arkansas * (6)	W	30-12	45,633	D



**1995**  
**Record: 7-4-1 SEC: 4-3-1 H: 5-1 A: 1-3-1 N: 1-0**  
**Coach Gerry DiNardo vs. Top 25: 2-3**  
**Captain: Sheddric Wilson (WR)**

Sept. 2	at #3 Texas A&M	L	17-33	70,057	ABC D
Sept. 9	at Mississippi St. *	W	34-16	36,110	JP-TV D
Sept. 16	#5 Auburn *	W	12-6	80,559	N
#18 Sept. 23	Rice (HC)	W	52-7	73,342	N
#14 Sept. 30	at South Carolina *	T	20-20	67,902	JP-TV D
#21 Oct. 7	#3 Florida *	L	10-28	80,583	JP-TV D
Oct. 14	at Kentucky *	L	16-24	51,500	N
Oct. 21	North Texas	W	49-7	66,870	N
Nov. 4	at #16 Alabama *	L	3-10	70,123	ABC D
Nov. 11	Ole Miss *	W	38-9	78,246	N
Nov. 18	#14 Arkansas *	W	28-0	66,548	ABC D

**Independence Bowl • Shreveport, Louisiana**  
 Dec. 29 vs. Michigan State W 45-26 48,835 ESPN D



**1996**  
**Record: 10-2 SEC: 6-2 H: 6-1 A: 3-1 N: 1-0**  
**Coach Gerry DiNardo vs. Top 25: 1-2**  
**Captains: Ben Bordelon (OT), Allen Stansberry (LB)**

#17 Sept. 7	Houston	W	35-34	80,303	N
#21 Sept. 21	at #14 Auburn *	W	19-15	85,214	ESPN N
#17 Sept. 28	New Mexico St. (HC)	W	63-7	77,676	N
#14 Oct. 5	Vanderbilt *	W	35-0	80,142	N
#12 Oct. 12	at #1 Florida *	L	13-56	85,567	CBS D
#17 Oct. 19	Kentucky *	W	41-14	79,660	N
#13 Oct. 26	Mississippi State *	W	28-20	79,594	JP-TV D
#11 Nov. 9	#10 Alabama *	L	0-26	80,290	ESPN N
#17 Nov. 16	at Ole Miss *	W	39-7	44,436	TigerVision D
#18 Nov. 23	Tulane	W	35-17	78,966	N
#19 Nov. 29	at Arkansas * (6)	W	17-7	22,329	CBS D

**Peach Bowl • Atlanta, Georgia**  
 #17 Dec. 28 vs. Clemson W 10-7 63,622 ESPN N



**1997**  
**Record: 9-3 SEC: 6-2 H: 4-3 A: 4-0 N: 1-0**  
**Coach Gerry DiNardo vs. Top 25: 1-1**  
**Captains: Adam Perry (OG), Chuck Wiley (DT)**

#10 Sept. 6	UTEP	W	55-3	80,015	N
#10 Sept. 13	at Mississippi St. *	W	24-9	40,030	ESPN N
#10 Sept. 20	#12 Auburn *	L	28-31	80,538	ESPN N
#13 Sept. 27	Akron (HC)	W	56-0	79,772	N
#13 Oct. 4	at Vanderbilt *	W	7-6	37,045	TigerVision D
#14 Oct. 11	#1 Florida *	W	28-21	80,677	ESPN N
#8 Oct. 18	Ole Miss *	L	21-36	80,442	JP-TV D
#16 Nov. 1	at Kentucky *	W	63-28	58,450	ESPN2 N
#14 Nov. 8	at Alabama *	W	27-0	70,123	CBS D
#11 Nov. 15	Notre Dame	L	6-24	80,566	CBS D
#17 Nov. 28	Arkansas *	W	31-21	79,619	CBS D

**Independence Bowl • Shreveport, Louisiana**  
 #15 Dec. 28 vs. Notre Dame W 27-9 50,459 ESPN N



**1998**  
**Record: 4-7 SEC: 2-6 H: 3-3 A: 1-4 N: 0-0**  
**Coach Gerry DiNardo vs. Top 25: 1-4**  
**Captains: Todd McClure (C), Anthony McFarland (NG), Joe Wesley (ILB)**

#7 Sept. 12	Arkansas State	W	42-6	80,051	N
#7 Sept. 19	at Auburn *	W	31-19	85,214	ESPN D
#6 Sept. 26	Idaho (HC)	W	53-20	80,466	N
#6 Oct. 3	#12 Georgia *	L	27-28	80,792	ESPN N
#11 Oct. 10	at #6 Florida *	L	10-22	85,407	ESPN N
#21 Oct. 17	Kentucky *	L	36-39	80,524	ESPN2 N
Oct. 24	#24 Miss. St. *	W	41-6	80,040	ESPN2 N
Oct. 31	at Ole Miss *	L	31-37 (OT)	50,577	TigerVision D
Nov. 7	Alabama *	L	16-22	80,522	CBS D
Nov. 21	at #10 Notre Dame	L	36-39	80,012	NBC D
Nov. 27	at #13 Arkansas * (6)	L	14-41	55,831	CBS D



**1999**  
**Record: 3-8 SEC: 1-7 H: 3-4 A: 0-4 N: 0-0**  
**Coach Gerry DiNardo/Hal Hunter (Arkansas game) vs. Top 25: 0-5; Captains: Rondell Mealey (TB), Johnny Mitchell (DT), Charles Smith (ILB)**


Sept. 4	San Jose State	W	29-21	76,753	N
Sept. 11	North Texas (HC)	W	52-0	76,845	N
Sept. 18	Auburn *	L	7-41	80,562	ESPN D
Oct. 2	at #10 Georgia *	L	22-23	86,117	JP-TV D
Oct. 9	#8 Florida *	L	10-31	80,255	CBS D
Oct. 16	at Kentucky *	L	5-31	67,370	JP-TV D
Oct. 23	at #12 Miss. St. *	L	16-17	41,274	ESPN2 N
Oct. 30	#25 Ole Miss *	L	23-42	80,084	N
Nov. 6	at #12 Alabama *	L	17-23	83,818	JP-TV D
Nov. 13	Houston	L	7-20	76,671	N
Nov. 26	#17 Arkansas *	W	35-10	77,610	CBS D



**2000**  
**Record: 8-4 SEC: 5-3 H: 6-1 A: 1-3 N: 1-0**  
**Coach Nick Saban vs. Top 25: 3-2**  
**Captains: Rohan Davey (QB), Trev Faulk (LB), Louis Williams (OT)**

Sept. 2	Western Carolina	W	58-0	87,188	N
Sept. 9	Houston	W	28-13	82,469	N
Sept. 16	at #24 Auburn *	L	17-34	85,612	ESPN N
Sept. 23	UAB (HC)	L	10-13	85,339	N
Sept. 30	#11 Tennessee *	W	38-31 (OT)	91,682	ESPN N
Oct. 7	at #12 Florida *	L	9-41	85,365	JP-TV D
Oct. 14	Kentucky *	W	34-0	85,664	N
Oct. 21	#13 Mississippi St. *	W	45-38 (OT)	90,584	ESPN2 N
Nov. 4	Alabama *	W	30-28	91,778	CBS D
Nov. 11	at Ole Miss *	W	20-9	52,476	ESPN2 N
#24 Nov. 24	at Arkansas * (6)	L	3-14	43,982	CBS D

**Peach Bowl • Atlanta, Georgia**  
 Dec. 29 vs. #15 Georgia Tech W 28-14 73,614 ESPN N



**2001 SEC CHAMPIONS**  
**Record: 10-3 SEC: 5-3 H: 5-2 A: 3-1 N: 2-0**  
**Coach Nick Saban vs. Top 25: 4-2**  
**Captains: Rohan Davey (QB), Trev Faulk (LB), Robert Royal (TE)**

#14 Sept. 1	Tulane	W	48-17	91,782	N
#13 Sept. 8	Utah State	W	31-14	87,756	N
#14 Sept. 29	at #7 Tennessee *	L	18-26	108,472	ESPN N
#18 Oct. 6	#2 Florida *	L	15-44	92,010	CBS D
Oct. 13	at Kentucky *	W	29-25	52,471	TigerVision N
Oct. 20	at Mississippi St. *	W	42-0	45,514	ESPN2 N
Oct. 27	Ole Miss *	L	24-35	91,941	ESPN2 N
Nov. 3	at Alabama *	W	35-21	83,818	CBS D
Nov. 10	Middle Tenn. (HC)	W	30-14	88,249	N
Nov. 23	#24 Arkansas *	W	41-38	89,560	CBS D
#22 Dec. 1	#25 Auburn *	W	27-14	92,141	ESPN N

**SEC Championship Game • Atlanta, Georgia**  
 #21 Dec. 8 vs. #2 Tennessee W 31-20 74,843 CBS N

**Sugar Bowl • New Orleans, Louisiana**  
 #12 Jan. 1 vs. #7 Illinois W 47-34 77,688 ABC N



## 2002

**Record: 8-5 SEC: 5-3 H: 6-1 A: 2-3 N: 0-1**  
**Captains: Bradie James (LB), LaBrandon Toefield (RB)**

#14 Sept. 1	at #16 Virginia Tech	L	8-26	65,049	ABC	D
#24 Sept. 7	The Citadel	W	35-10	85,022		N
#25 Sept. 14	Miami (Ohio)	W	33-7	90,010		N
#22 Sept. 28	Mississippi State *	W	31-13	90,793	JP-TV	D
#21 Oct. 5	UL Lafayette (HC)	W	48-0	91,357	TigerVision	N
#18 Oct. 12	at #16 Florida *	W	36-7	85,252	ESPN	N
#14 Oct. 19	South Carolina *	W	38-14	91,340	ESPN2	N
#10 Oct. 26	at Auburn *	L	7-31	85,366	JP-TV	D
#16 Nov. 9	at Kentucky *	W	33-30	66,262	JP-TV	D
#14 Nov. 16	#10 Alabama *	L	0-31	92,012	ESPN	N
#21 Nov. 23	Ole Miss *	W	14-13	91,613	ESPN2	N
#17 Nov. 29	at Arkansas * (6)	L	20-21	55,553	CBS	D
<b>Cotton Bowl • Dallas, Texas</b>						
Jan. 1	vs. #9 Texas	L	20-35	70,817	FOX	D



## 2003

**NATIONAL CHAMPIONS**  
**SEC CHAMPIONS**  
**Record: 13-1 SEC: 7-1 H: 6-1 A: 5-0 N: 2-0**  
**Captains: Chad Lavalais (DT), Matt Mauck (QB), Rodney Reed (OT), Michael Clayton (WR)**

#14 Aug. 30	Louisiana-Monroe	W	49-7	89,148		N
#13 Sept. 6	at Arizona	W	59-13	46,110	TBS	N
#12 Sept. 13	Western Illinois	W	35-7	87,164		N
#11 Sept. 20	#7 Georgia *	W	17-10	92,251	CBS	D
#7 Sept. 27	at Mississippi St. *	W	41-6	45,835	ESPN2	N
#6 Oct. 11	Florida *	L	7-19	92,077	CBS	D
#10 Oct. 18	at South Carolina *	W	33-7	82,525	ESPN2	N
#9 Oct. 25	#17 Auburn *	W	31-7	92,085	ESPN	N
#7 Nov. 1	Louisiana Tech (HC)	W	49-10	91,879	TigerVision	N
#4 Nov. 15	at Alabama *	W	27-3	83,818	ESPN	N
#3 Nov. 22	at #15 Ole Miss *	W	17-14	62,552	CBS	D
#3 Nov. 28	Arkansas *	W	55-24	92,213	CBS	D
<b>SEC Championship Game • Atlanta, Georgia</b>						
#3 Dec. 6	vs. #5 Georgia	W	34-13	74,913	CBS	N
<b>Sugar Bowl • BCS National Championship Game • New Orleans, La</b>						
#2 Jan. 4	vs. #3 Oklahoma	W	21-14	79,342	ABC	N



## 2004

**Record: 9-3 SEC: 6-2 H: 7-0 A: 2-2 N: 0-1**  
**Captains: Marcus Spears (DE), Marcus Randall (QB), Corey Webster (CB), Andrew Whitworth (OT)**


#4 Sept. 4	Oregon State	W	22-21 OT	91,828	ESPN	N
#6 Sept. 11	Arkansas State	W	53-3	91,611		N
#5 Sept. 18	at #14 Auburn *	L	9-10	87,451	CBS	D
#13 Sept. 25	Mississippi State *	W	51-0	91,431	JP-TV	D
#13 Oct. 2	at #3 Georgia *	L	16-45	92,746	CBS	D
#24 Oct. 9	at #12 Florida *	W	24-21	90,377	ESPN	N
#18 Oct. 23	Troy (HC)	W	24-20	89,493	TigerVision	N
#19 Oct. 30	Vanderbilt *	W	24-7	90,825	TigerVision	N
#17 Nov. 13	Alabama *	W	26-10	91,861	ESPN	N
#14 Nov. 20	Ole Miss *	W	27-24	91,413	TigerVision	N
#14 Nov. 26	at Arkansas * (6)	W	43-14	55,829	CBS	D
<b>Capital One Bowl • Orlando, Florida</b>						
#12 Jan. 1	vs. #11 Iowa	L	25-30	70,229	ABC	D



## 2005

**Record: 11-2 SEC: 7-1 H: 5-1 A: 5-0 N: 1-1**  
**Captains: Joseph Addai (RB), Skyler Green (WR), Andrew Whitworth (OT), Kyle Williams (DT)**

#5 Sept. 10	at #15 Arizona St.	W	35-31	63,210	ESPN	N
#4 Sept. 26	#10 Tennessee *	L	27-30 (OT)	91,986	ESPN2	N
#4 Oct. 1	at Mississippi St. *	W	37-7	48,344	TigerVision	D
#11 Oct. 8	at Vanderbilt *	W	34-6	37,309	ESPN2	N
#10 Oct. 15	#11 Florida *	W	21-17	92,402	CBS	D
#7 Oct. 22	#16 Auburn *	W	20-17 (OT)	92,664	ESPN	N
#7 Oct. 29	North Texas	W	56-3	88,887	TigerVision	N
#6 Nov. 5	Appalachian St. (HC)	W	24-0	91,414		N
#5 Nov. 12	at #4 Alabama *	W	16-13 (OT)	81,018	CBS	D
#4 Nov. 19	at Ole Miss *	W	40-7	59,543	ESPN2	N
#3 Nov. 25	Arkansas *	W	19-17	92,127	CBS	D
<b>SEC Championship Game • Atlanta, Georgia</b>						
#3 Dec. 3	vs. #13 Georgia	L	14-34	73,717	CBS	N
<b>Peach Bowl • Atlanta, Georgia</b>						
#10 Dec. 30	vs. #9 Miami	W	40-3	65,620	ESPN	N



## 2006

**Record: 11-2 SEC: 6-2 H: 8-0 A: 2-2 N: 1-0**  
**Captains: JaMarcus Russell (QB), LaRon Landry (FS), Chris Jackson (P/PK)**

#8 Sept. 2	Louisiana-Lafayette	W	45-3	92,362	TigerVision	N
#8 Sept. 9	Arizona	W	45-3	92,221	ESPN2	N
#6 Sept. 16	at #3 Auburn *	L	3-7	87,451	CBS	D
#10 Sept. 23	Tulane (HC)	W	49-7	92,135	TigerVision	N
#9 Sept. 30	Mississippi State *	W	48-17	91,960	LFS	D
#9 Oct. 7	at #5 Florida *	L	10-23	90,714	CBS	D
#14 Oct. 14	Kentucky *	W	49-0	92,148		N
#14 Oct. 21	Fresno State	W	38-6	91,833	ESPN2	N
#13 Nov. 4	at #8 Tennessee *	W	28-24	106,333	CBS	D
#12 Nov. 11	Alabama *	W	28-14	92,588	ESPN	N
#9 Nov. 18	Ole Miss *	W	23-20 (OT)	92,449	TigerVision	N
#9 Nov. 24	at #5 Arkansas * (6)	W	31-26	55,833	CBS	D
<b>Sugar Bowl • New Orleans, Louisiana</b>						
#4 Jan. 3	vs. #11 Notre Dame	W	41-14	77,781	FOX	N



## 2007

**NATIONAL CHAMPIONS**  
**SEC CHAMPIONS**  
**Record: 12-2 SEC: 6-2 H: 6-1 A: 4-1 N: 2-0**  
**Captains: Matt Flynn (QB), Jacob Hester (RB), Glenn Dorsey (DT), Craig Steltz (S), Patrick Fisher (P)**

#2 Aug. 30	at Mississippi St. *	W	45-0	50,112	ESPN	N
#2 Sept. 8	#9 Virginia Tech	W	48-7	92,739	ESPN	N
#2 Sept. 15	Middle Tennessee	W	44-0	92,407	TigerVision	N
#2 Sept. 22	#12 S. Carolina *	W	28-16	92,530	CBS	D
#2 Sept. 29	at Tulane	W	34-9	58,769	ESPN2	D
#1 Oct. 6	#9 Florida *	W	28-24	92,910	CBS	N
#1 Oct. 13	at #17 Kentucky *	L	37-43 (30T)	70,902	CBS	D
#5 Oct. 20	#18 Auburn *	W	30-24	92,630	ESPN	N
#3 Nov. 3	at #17 Alabama *	W	41-34	92,138	CBS	D
#2 Nov. 10	La. Tech (HC)	W	58-10	92,512	TigerVision	N
#1 Nov. 17	at Ole Miss *	W	41-24	61,118	CBS	D
#1 Nov. 23	Arkansas *	L	48-50 (30T)	92,606	CBS	D
<b>SEC Championship Game – Atlanta, Georgia</b>						
#5 Dec. 1	vs. #14 Tennessee	W	21-14	73,832	CBS	D
<b>BCS National Championship Game – New Orleans, Louisiana</b>						
#2 Jan. 7	vs. #1 Ohio State	W	38-24	79,651	FOX	N



## 2008

**Record: 8-5 SEC: 3-5 H: 5-3 A: 2-2 N: 1-0**  
**Coach: Les Miles vs. Top 25: 2-3**  
**Captains: Herman Johnson (OG), Quinn Johnson (FB), Tyson Jackson (DE), Colt David (PK)**

#6	Aug. 30	Appalachian State	W	41-13	91,922	ESPNC	D
#7	Sept. 13	North Texas	W	41-3	91,602	TigerVision	N
#6	Sept. 20	at #9 Auburn *	W	26-21	87,451	ESPN	N
#5	Sept. 27	Mississippi State *	W	34-24	92,710	ESPN2	N
#3	Oct. 11	at #11 Florida *	L	21-51	90,684	CBS	N
#13	Oct. 18	at South Carolina *	W	24-17	82,477	ESPN	N
#11	Oct. 25	#9 Georgia *	L	38-52	92,904	CBS	D
#15	Nov. 1	Tulane	W	35-10	92,136	TigerVision	N
#15	Nov. 8	#1 Alabama *	L	21-27 OT	93,039	CBS	D
#19	Nov. 15	Troy (HC)	W	40-31	92,130	TigerVision	N
#18	Nov. 22	Ole Miss *	L	13-31	92,649	CBS	D
	Nov. 28	at Arkansas * (6)	L	30-31	55,325	CBS	D

### Chick-fil-A Bowl • Atlanta, Georgia

Dec. 31	vs. #14 Ga. Tech	W	38-3	71,423	ESPN	N
---------	------------------	---	------	--------	------	---



## 2009

**Record: 9-4 SEC: 5-3 H: 6-1 A: 3-2 N: 0-1**  
**Coach: Les Miles vs. Top 25: 1-3**  
**Captains: Ciron Black (OT), Harry Coleman (LB), Josh Jasper (PK)**

#11	Sept. 5	at Washington	W	31-23	69,161	ESPN	N
#11	Sept. 12	Vanderbilt *	W	23-9	91,556	ESPNU	N
#9	Sept. 19	Louisiana-Lafayette	W	31-3	92,443	ESPNU	N
#7	Sept. 26	at Mississippi St. *	W	30-26	53,612	SEC-TV	D
#4	Oct. 3	at #14 Georgia *	W	20-13	92,746	CBS	D
#4	Oct. 10	#1 Florida *	L	3-13	93,129	CBS	N
#9	Oct. 24	Auburn *	W	31-10	92,654	ESPN	N
#9	Oct. 31	Tulane	W	42-0	92,031	TigerVision	N
#9	Nov. 7	at #3 Alabama *	L	15-24	92,012	CBS	D
#9	Nov. 14	Louisiana Tech (HC)	W	24-16	92,584	ESPNU	N
#10	Nov. 21	at Ole Miss *	L	23-25	61,752	CBS	D
#17	Nov. 28	Arkansas *	W	33-30 (OT)	93,013	ESPN	N

### Capital One Bowl • Orlando, Florida

#12	Jan. 1	vs. #13 Penn State	L	17-19	63,025	ABC	D
-----	--------	--------------------	---	-------	--------	-----	---



## 2010

**Record: 11-2 SEC: 6-2 H: 7-0 A: 2-2 N: 2-0**  
**Coach: Les Miles vs. Top 25: 5-2**  
**Captains: Stevan Ridley (RB), Drake Nevis (DT), Kelvin Sheppard (LB), Josh Jasper (PK)**

#21	Sept. 4	vs. #18 N. Carolina (23)	W	30-24	68,919	ABC	N
#19	Sept. 11	at Vanderbilt *	W	27-3	36,940	ESPNU	N
#15	Sept. 18	Mississippi State *	W	29-7	92,538	ESPNU	N
#15	Sept. 25	#22 West Virginia	W	20-14	92,575	ESPN2	N
#12	Oct. 2	Tennessee *	W	16-14	92,932	CBS	D
#12	Oct. 9	at #14 Florida *	W	33-29	90,721	ESPN	N
#9	Oct. 16	McNeese State	W	32-10	92,576	FSN	N
#6	Oct. 23	at #5 Auburn *	L	17-24	87,451	CBS	D
#12	Nov. 6	#5 Alabama *	W	24-21	92,969	CBS	D
#5	Nov. 13	Louisiana-Monroe (HC)	W	51-0	92,518	TigerVision	N
#5	Nov. 20	Ole Miss *	W	43-36	92,915	CBS	D
#6	Nov. 27	at #12 Arkansas *	L	23-31	55,808	CBS	D

### AT&T Cotton Bowl • Arlington, Texas

#11	Jan. 7	vs. #18 Texas A&M	W	41-24	83,514	FOX	N
-----	--------	-------------------	---	-------	--------	-----	---



## 2011

### SEC CHAMPIONS

**Record: 13-1 SEC: 8-0 H: 6-0 A: 5-0 N: 2-1**  
**Coach: Les Miles vs. Top 25: 8-1**  
**Captains: Will Blackwell (OG), Morris Claiborne (CB) Jordan Jefferson (QB), Brandon Taylor (S), Tyrann Mathieu (ST)**

#4	Sept. 3	vs. #3 Oregon (14)	W	40-27	87,111	ABC	N
#2	Sept. 10	Northwestern State	W	49-3	92,405	TigerVision	N
#3	Sept. 15	at #25 Miss. St.*	W	19-6	56,924	ESPN	N
#2	Sept. 24	at #16 West Virginia	W	47-21	62,056	ABC	N
#1	Oct. 1	Kentucky *	W	35-7	92,660	SEC-TV	D
#1	Oct. 8	#17 Florida *	W	41-11	93,022	CBS	D
#1	Oct. 15	at Tennessee *	W	38-7	101,822	CBS	D
#1	Oct. 22	#19 Auburn *	W	45-10	93,098	CBS	D
#1	Nov. 5	at #2 Alabama *	W	9-6 (OT)	101,821	CBS	N
#1	Nov. 12	West. Kentucky (HC) W	42-9	92,917	ESPNU	N	
#1	Nov. 19	at Ole Miss *	W	52-3	59,877	ESPN	N
#1	Nov. 25	#3 Arkansas *	W	41-17	93,108	CBS	D

### SEC Championship Game • Atlanta, Georgia

#1	Dec. 3	vs. #12 Georgia	W	42-10	74,515	CBS	D
----	--------	-----------------	---	-------	--------	-----	---

### BCS National Championship Game • New Orleans, Louisiana

#1	Jan. 9	vs. #2 Alabama	L	0-21	78,237	ESPN	N
----	--------	----------------	---	------	--------	------	---



## 2012

**Record: 10-3 SEC: 6-2 H: 7-1 A: 3-1 N: 0-1**  
**Coach: Les Miles vs. Top 25: 3-3**  
**Captains: Zach Mettenberger (QB), Josh Dworczyk (OT), Kevin Minter (LB), Eric Reid (S), Drew Alleman (PK)**

#3	Sept. 1	North Texas	W	41-14	92,059	ESPNU	N
#3	Sept. 8	Washington	W	41-3	92,804	ESPN	N
#3	Sept. 15	Idaho	W	63-14	92,177	TigerVision	N
#2	Sept. 22	at Auburn *	W	12-10	86,721	ESPN	N
#3	Sept. 29	Towson	W	38-22	92,154	ESPNU	N
#4	Oct. 6	at #10 Florida *	L	6-14	90,824	CBS	D
#9	Oct. 13	#3 South Carolina *	W	23-21	92,734	ESPN	N
#6	Oct. 20	at #20 Texas A&M *	W	24-19	87,429	ESPN	D
#5	Nov. 3	#1 Alabama *	L	17-21	93,374	CBS	N
#9	Nov. 10	#22 Miss. St. * (HC)	W	37-17	92,831	ESPN	N
#8	Nov. 17	Ole Miss *	W	41-35	92,872	CBS	D
#8	Nov. 23	at Arkansas *	W	20-13	71,117	CBS	D

### Chick-fil-A Bowl • Atlanta, Georgia

#9	Dec. 31	vs. #14 Clemson	L	24-25	68,027	ESPN	N
----	---------	-----------------	---	-------	--------	------	---



## 2013

**Record: 10-3 SEC: 5-3 H: 7-0 A: 1-3 N: 2-0**  
**Coach: Les Miles vs. Top 25: 3-2**  
**Captains: Zach Mettenberger (QB), Jarvis Landry (WR), Lamin Barrow (LB), James Wright (ST)**

#12	Aug. 31	vs. #20 TCU (24)	W	37-27	80,320	ESPN	N
#9	Sept. 7	UAB	W	56-17	90,037	ESPNU	N
#8	Sept. 14	Kent State	W	45-13	89,113	ESPNU	N
#6	Sept. 21	Auburn *	W	35-21	92,638	ESPN	N
#6	Sept. 28	at #9 Georgia *	L	41-44	92,746	CBS	D
#10	Oct. 5	at Mississippi St. *	W	59-26	57,113	ESPN	N
#10	Oct. 12	#17 Florida *	W	17-6	92,980	CBS	D
#6	Oct. 19	at Ole Miss *	L	24-27	61,160	ESPN2	N
#13	Oct. 26	Furman (HC)	W	48-16	92,554	TigerVision	N
#10	Nov. 9	at #1 Alabama *	L	17-38	101,821	CBS	N
#18	Nov. 23	#9 Texas A&M *	W	34-10	92,949	CBS	D
#15	Nov. 29	Arkansas *	W	31-27	89,656	CBS	D

### Outback Bowl • Tampa, Florida

#14	Jan. 1	vs. Iowa	W	21-14	51,296	ESPN	D
-----	--------	----------	---	-------	--------	------	---

# Year-by-Year Results



## 2014

**Record: 8-5 SEC: 4-4 H: 5-2 A: 2-2 N: 1-1**  
**Coach: Les Miles vs. Top 25: 2-2**  
**Captains: La'el Collins (LT), Terrence Magee (RB), Jermauria Rasco (DE), Kwon Alexander (LB), Jamie Keehn (P)**

#13 Aug. 30	vs. #14 Wisconsin (12)	W	28-24	71,599	ESPN	N
#12 Sept. 6	Sam Houston State	W	56-0	100,338	SECN	N
#10 Sept. 13	Louisiana-Monroe	W	31-0	101,194	ESPNU	N
#8 Sept. 20	Mississippi State *	L	29-34	102,321	ESPN	N
#17 Sept. 27	New Mexico State	W	63-7	101,987	SECN	N
#15 Oct. 5	at #5 Auburn *	L	7-41	87,451	ESPN	N
Oct. 11	at Florida *	W	30-27	88,014	SECN	N
Oct. 18	Kentucky *	W	41-3	101,581	SECN	N
#24 Oct. 25	#3 Ole Miss * (HC)	W	10-7	102,321	ESPN	N
#14 Nov. 8	#4 Alabama *	L	13-20 (OT)	102,321	CBS	N
#20 Nov. 15	at Arkansas *	L	0-17	70,165	ESPN2	N
Nov. 27	at Texas A&M *	W	23-17	105,829	ESPN	N

### Music City Bowl • Nashville, Tennessee

#22 Dec. 30	vs. Notre Dame	L	28-31	60,419	ESPN	D
-------------	----------------	---	-------	--------	------	---



## 2015

**Record: 9-3 SEC: 5-3 H: 6-1 A: 2-2 N: 1-0**  
**Coach: Les Miles vs. Top 25: 3-2**  
**Captains: Vadal Alexander (RT), Leonard Fournette (RB), Deion Jones (LB), Jamie Keehn (P)**

#14 Sept. 5	McNeese State	No Contest	(game canceled due to weather)			
#14 Sept. 12	at #25 Miss. St. *	W	21-19	62,531	ESPN	N
#13 Sept. 19	#18 Auburn *	W	45-21	102,321	CBS	D
#8 Sept. 26	at Syracuse	W	34-24	43,101	ESPN	D
#9 Oct. 3	Eastern Michigan	W	44-22	102,321	ESPNU	N
#7 Oct. 10	South Carolina *	W	45-24	42,058	ESPN	D
#6 Oct. 17	#8 Florida *	W	35-28	102,321	ESPN	N
#5 Oct. 24	West. Kentucky (HC)	W	48-20	101,561	ESPNU	N
#2 Nov. 7	at #4 Alabama *	L	16-30	101,821	CBS	N
#9 Nov. 14	Arkansas *	L	14-31	101,699	ESPN	N
#15 Nov. 21	at #22 Ole Miss *	L	17-38	60,705	CBS	D
Nov. 28	Texas A&M *	W	19-7	101,803	SECN	N

### AdvoCare V100 Texas Bowl • Houston, Texas

#20 Dec. 29	vs. Texas Tech	W	56-27	71,307	ESPN	N
-------------	----------------	---	-------	--------	------	---



## 2016

**Record: 8-4 SEC: 5-3 H: 5-2 A: 2-2 N: 1-1**  
**Coach: Les Miles/Ed Orgeron vs. Top 25: 3-2**  
**Captains: Jamal Adams (S), Colby Delahoussaye (PK), Travin Dural (WR), Ethan Pocic (C), Duke Riley (LB), Tre'Davious White (CB)**

#5 Sept. 3	vs. Wisconsin (25)	L	14-16	77,823	ABC	D
#21 Sept. 10	Jacksonville State	W	34-13	98,389	ESPNU	N
#20 Sept. 17	Mississippi State *	W	23-20	99,910	ESPN2	N
#18 Sept. 24	at Auburn *	L	13-18	87,451	ESPN	N
Oct. 1	Missouri * (HC)	W	42-7	102,071	SECN	N
Oct. 15	Southern Miss	W	45-10	102,164	SECN	N
#25 Oct. 22	#23 Ole Miss *	W	38-21	101,720	ESPN	N
#15 Nov. 5	#1 Alabama *	L	0-10	102,321	CBS	N
#19 Nov. 12	at #25 Arkansas *	W	38-10	75,156	ESPN	N
#16 Nov. 19	#21 Florida *	L	10-16	102,043	SECN	D
#25 Nov. 24	at #22 Texas A&M *	W	54-39	102,961	ESPN	N

### Buffalo Wild Wings Citrus Bowl • Orlando, Fla.

#19 Dec. 31	vs. #15 Louisville	W	29-9	46,063	ABC	D
-------------	--------------------	---	------	--------	-----	---



## 2017

**Record: 9-4 SEC: 6-2 H: 5-1 A: 3-2 N: 1-1**  
**Coach: Ed Orgeron vs. Top 25: 2-2**  
**Captains: Will Clapp (C), DJ Chark (WR), Christian LaCouture (DL), Devin White (LB), Rashard Lawrence (DL), Russell Gage (WR/ST)**

#13 Sept. 2	vs. BYU (3)	W	27-0	53,826	ESPN	N
#12 Sept. 9	Chattanooga	W	45-10	97,289	SECN	N
#12 Sept. 16	at Mississippi State *	L	7-37	60,596	ESPN	N
#25 Sept. 23	Syracuse	W	35-26	96,044	ESPN2	N
#25 Sept. 30	Troy (HC)	L	21-24	99,879	ESPNU	N
Oct. 7	at #21 Florida *	W	17-16	88,247	CBS	D
Oct. 14	#10 Auburn *	W	27-23	101,601	CBS	D
#24 Oct. 21	at Ole Miss *	W	40-24	64,067	ESPN	N
#19 Nov. 4	at #1 Alabama *	L	10-24	101,821	CBS	N
Nov. 11	Arkansas *	W	33-10	98,546	ESPN	D
#20 Nov. 18	at Tennessee *	W	30-10	96,888	ESPN	N
#19 Nov. 25	Texas A&M *	W	45-21	97,678	SECN	N

### Citrus Bowl Presented by Overton's • Orlando, Fla.

#16 Jan. 1	vs. #14 Notre Dame	L	17-21	57,726	ABC	D
------------	--------------------	---	-------	--------	-----	---



## 2018

**Record: 10-3 SEC: 5-3 H: 6-1 A: 2-2 N: 2-0**  
**Coach: Ed Orgeron vs. Top 25: 5-3**  
**Captains: Nick Brossette (RB), Foster Moreau (TE), Joe Burrow (QB), Devin White (LB), Rashard Lawrence (DE), Grant Delpit (S), Cole Tracy (PK), Blake Ferguson (SNP)**

#25 Sept. 2	vs. #8 Miami (24)	W	37-17	68,841	ABC	N
#11 Sept. 8	Southeastern Louisiana	W	31-0	96,883	ESPN2	N
#12 Sept. 15	at #7 Auburn *	W	22-21	86,787	CBS	D
#6 Sept. 22	Louisiana Tech	W	38-21	102,321	ESPNU	N
#5 Sept. 29	Ole Miss *	W	45-16	100,224	ESPN	N
#5 Oct. 6	at #22 Florida *	L	19-27	90,283	CBS	D
#13 Oct. 13	#2 Georgia *	W	36-16	102,321	CBS	D
#5 Oct. 20	#22 Mississippi St. * (HC)	W	19-3	101,340	ESPN	N
#4 Nov. 3	#1 Alabama *	L	0-29	102,321	CBS	N
#9 Nov. 10	at Arkansas *	W	24-17	64,135	SECN	N
#10 Nov. 17	Rice	W	42-10	100,323	ESPNU	N
#8 Nov. 24	at #22 Texas A&M * (70T)	L	72-74	101,501	SECN	N

### PlayStation Fiesta Bowl • Glendale, Ariz.

#11 Jan. 1	vs. #7 UCF	W	40-32	57,246	ESPN	D
------------	------------	---	-------	--------	------	---

Far left rankings indicate LSU's Associated Press ranking. AP Rankings are from 1936-present.  
 Number in parentheses after opponent indicates neutral or off-campus site.

\* - Conference Game  
 (HC) - Homecoming  
 (ESPN2) - ESPN Classic  
 (JP-TV, SEC-TV) - Formerly Raycom Sports, Lincoln Financial Sports, Jefferson Pilot Sports

- (1) Jackson, Louisiana
- (2) Vicksburg, Mississippi
- (3) New Orleans, Louisiana
- (4) Meridian, Mississippi
- (5) Mobile, Alabama
- (6) Little Rock, Arkansas
- (7) Alexandria, Louisiana
- (8) Memphis, Tennessee
- (9) Birmingham, Alabama
- (10) Columbus, Mississippi
- (11) Gulfport, Mississippi
- (12) Houston, Texas
- (13) Shreveport, Louisiana
- (14) Dallas, Texas
- (15) Galveston, Texas
- (16) San Antonio, Texas
- (17) New York, New York
- (18) Montgomery, Alabama
- (19) Indianapolis, Indiana
- (20) Jackson, Mississippi
- (21) Monroe, Louisiana
- (22) Columbus, Georgia
- (23) Atlanta, Georgia
- (24) Arlington, Texas
- (25) Green Bay, Wisconsin

- 1893: Ruffin G. Pleasant (QB)
- 1894: Samuel Marmaduke Dinwiddie Clark (FB)
- 1895: J.E Snyder (QB)
- 1896: Edwin Allen (Ned) Scott (T)
- 1897: Edwin Allen (Ned) Scott (T)
- 1898: Edmond A. Chavanne (T)
- 1899: Hulette F. Aby (T)
- 1900: I.H. Schwing (QB)
- 1901: E.L. Gorham (HB)
- 1902: Henry E. Landry (FB)
- 1903: J.J. Coleman (HB)
- 1904: E.L. Klock (T)
- 1905: Frank M. Edwards (G)
- 1906: E.E. Weil (FB)
- 1907: Solle W. Brannon (QB)
- 1908: Marshall H. (Cap) Gandy (T)
- 1909: R.L. (Big) Stovall (C)
- 1910: Bill Seip (E)
- 1911: Arthur J. (Tommy) Thomas (G)
- 1912: Charles S. Reiley (T)
- 1913: T.W. (Tom) Dutton (C)
- 1914: George B. Spencer (T)
- 1915: Alfred J. Reid (FB)
- 1916: Phillip Cooper (T)
- 1917: Arthur (Mickey) O'Quinn (E)
- 1918: No Team
- 1919: T.W. Dutton (C)
- 1920: Roy L. Benoit (QB)
- 1921: F.L. (Fritz) Spence (E)
- 1922: E.L. (Tubby) Ewen (E)
- 1923: E.L. (Tubby) Ewen (E)
- 1924: C.C. (Cliff) Campbell (T)
- 1925: Jonathan Edward Steele (G)
- 1926: L.T. (Babe) Godfrey (HB)
- 1927: L.T. (Babe) Godfrey (FB)
- 1928: Jess Tinsley (T)
- 1929: Frank Ellis (T)
- 1930: Walter (Dobie) Reeves (HB)
- 1931: Edward Khoury (T)
- 1932: Walter Fleming (E)
- 1933: Jack Torrance (T)
- 1934: Bert Yates (HB)
- 1935: W. J. Barrett (E)
- 1936: Bill May (QB-FB)
- 1937: Art (Slick) Morton (HB-TB)
- 1938: Ben Friend (T)
- 1939: Young Bussey (HB)
- 1940: Charles Anastasio (HB)
- 1941: Leo Bird (HB)
- 1942: Willie Miller (G)
- 1943: Steve Van Buren (HB)
- 1944: Al Cavigga (G)
- 1945: Andy Kosmac (C)
- 1946: Dilton Richmond (E)
- 1947: Jim Cason (HB)
- 1948: Ed Claunch (C)
- 1949: Mel Lyle (E)
- 1950: Ebert Van Buren (HB)
- 1951: Chester Freeman (RHB), Ray Potter (T)
- 1952: Leroy Labat (HB), Bill Lansing (RG), Ralph McLeod (LE), Joe Modicut (LG), Jim Sanford (T), Norm Stevens (QB)
- 1953: Jerry Marchand (LHB), Charley Oakley (FB)
- 1954: Sid Fournet (LG)
- 1955: O.K. Ferguson (FB), Joe Tuminello (E)
- 1956: Don Scully (G)
- 1957: Alvin Aucoin (LT)
- 1958: Billy Hendrix (E)
- 1959: Lynn LeBlanc (T)
- 1960: Charles (Bo) Strange (C)
- 1961: Roy (Moonie) Winston (G)
- 1962: Fred Miller (RT)
- 1963: Billy Truax (E)
- 1964: Richard Granier (C)
- 1965: John Aaron (RG), Billy Ezell (QB)
- 1966: Gawain DiBetta (FB), Leonard Neumann (TB)
- 1967: Barry Wilson (C), Benny Griffin (LB)
- 1968: Barton Frye (CB), Jerry Guillot (RG)
- 1969: George Bevan (LB), Robert (Red) Ryder (OT)
- 1970: Buddy Lee (QB), John Sage (T)
- 1971: Louis Cascio (LB), Mike Demarie (OG)
- 1972: Paul Lyons (QB), Pepper Rutland (LB)



- 1973: Tyler Lafauci (OG-DT), Binks Miciotti (DE)
- 1974: Brad Boyd (TE), Steve Lelekacs (LB)
- 1975: Greg Bienvenu (C), Steve Cassidy (OT)
- 1976: Butch Knight (DE), Roy Stuart (OG)
- 1977: Steve Ripple (LB), Kelly Simmons (FB)
- 1978: Charles Alexander (TB), Thad Minaldi (LB)
- 1979: John Ed Bradley (C), Rusty Brown (S), Willie Teal (CB)
- 1980: Hokie Gajan (FB), Lyman White (OLB)
- 1981: James Britt (CB), Tom Tully (OG)
- 1982: James Britt (CB), Alan Risher (QB)
- 1983: Mike Gambrell (C), John Fritchie (ILB)
- 1984: Gregg Dubroc (OLB), Liffort Hobley (FS), Kevin Langford (OG), Jeff Wickersham (QB)
- 1985: Shawn Burks (ILB), Dalton Hilliard (RB), Jeff Wickersham (QB), Karl Wilson (DE)
- 1986: Eric Andolsek (OG), Michael Brooks (OLB), John Hazard (OT), Karl Wilson (DE)
- 1987: Eric Andolsek (OG), Tommy Clapp (DE), Wendell Davis (SE), Nicky Hazard (ILB)
- 1988: Todd Coutee (C), Eric Hill (OLB), Tommy Hodson (QB), Greg Jackson (QB), Ralph Norwood (OT)
- 1989: Karl Dunbar (DT), Tommy Hodson (QB)
- 1990: Marc Boutte (DT), Sol Graves (QB)
- 1991: Marc Boutte (DT), Todd Kinchen (SE), Darrell Williams (FB)
- 1992: Carlton Buckels (CB), Darron Landry (OG), Anthony Williams (LB)
- 1993: Scott Holstein (P), Chad Loup (QB), Anthony Marshall (FS), Gabe Northern (DE)
- 1994: Brett Bech (SE), Jonny Fayard (TE), Ivory Hilliard (FS), Troy Twillie (FS)
- 1995: Shedrick Wilson (WR)
- 1996: Ben Bordelon (OT), Allen Stansberry (LB)
- 1997: Adam Perry (OG), Chuck Wiley (DT)
- 1998: Todd McClure (C), Anthony McFarland (NG), Joe Wesley (ILB)
- 1999: Rondell Mealey (TB), Johnny Mitchell (DT), Charles Smith (ILB)
- 2000: Rohan Davey (QB), Trev Faulk (LB), Louis Williams (OT)
- 2001: Rohan Davey (QB), Trev Faulk (LB), Robert Royal (TE)
- 2002: Bradie James (LB), LaBrandon Toefield (RB)
- 2003: Michael Clayton (WR), Chad Lavalais (DT), Matt Mauck (QB), Rodney Reed (OT)
- 2004: Marcus Randall (QB), Marcus Spears (DE), Corey Webster (CB), Andrew Whitworth (OT)
- 2005: Joseph Addai (RB), Skyler Green (WR), Andrew Whitworth (OT), Kyle Williams (DT)
- 2006: Chris Jackson (P/PK), LaRon Landry (S), JaMarcus Russell (QB)
- 2007: Glenn Dorsey (DT), Patrick Fisher (P), Matt Flynn (QB), Jacob Hester (RB), Craig Steltz (S)
- 2008: Colt David (PK), Tyson Jackson (DE), Herman Johnson (OG), Quinn Johnson (FB)
- 2009: Ciron Black (OT), Harry Coleman (LB), Josh Jasper (PK)
- 2010: Josh Jasper (PK), Drake Nevis (NT), Stevan Ridley (RB), Kelvin Sheppard (LB)
- 2011: Will Blackwell (OG), Morris Claiborne (CB), Jordan Jefferson (QB), Tyrann Mathieu (ST), Brandon Taylor (S)
- 2012: Drew Alleman (PK), Josh Dworaczky (OT), Zach Mettenberger (QB), Kevin Minter (LB), Eric Reid (S)
- 2013: Lamin Barrow (LB), Jarvis Landry (WR), Zach Mettenberger (QB), James Wright (ST)
- 2014: Kwon Alexander (LB), La'el Collins (LT), Jamie Keehn (P), Terrence Magee (RB), Jermauria Rasco (DE)
- 2015: Vadal Alexander (RT), Leonard Fournette (RB), Deion Jones (LB), Jamie Keehn (P)
- 2016: Jamal Adams (S), Colby Delahoussaye (PK), Travin Dural (WR), Ethan Pocic (C), Duke Riley (LB), Tre'Davious White (CB)
- 2017: DJ Chark (WR), Will Clapp (C), Russell Gage (WR/ST), Christian LaCouture (DL), Rashard Lawrence (DL), Devin White (LB)
- 2018: Nick Brossette (RB), Joe Burrow (QB), Grant Delpit (S), Blake Ferguson (LS), Rashard Lawrence (DE), Foster Moreau (TE), Cole Tracy (PK), Devin White (LB)

**LSU AS THE NATION'S NO. 1 RANKED TEAM**

LSU is 24-4 all-time when ranked No. 1 in the nation. LSU played a school-record 10 straight games as the nation's No. 1-ranked team in 2011, posting a 9-1 record during that span.

DATE	OPPONENT	RESULT
<b>1958 (5-0)</b>		
Nov. 1	#6 Ole Miss	W, 14-0
Nov. 8	Duke	W, 50-18
Nov. 15	at Mississippi State	W, 7-6
Nov. 22	at Tulane	W, 62-0
Jan. 1	vs. #12 Clemson	W, 7-0

<b>1959 (7-1)</b>		
Sept. 19	Rice	W, 26-3
Sept. 26	#9 TCU	W, 10-0
Oct. 3	vs. Baylor	W, 22-0
Oct. 10	Miami (Fla.)	W, 27-3
Oct. 17	at Kentucky	W, 9-0
Oct. 24	at Florida	W, 9-0
Oct. 31	#3 Ole Miss	W, 7-3
Nov. 7	at #13 Tennessee	L, 14-13

<b>2007 (2-2)</b>		
Oct. 6	#9 Florida	W, 28-24
Oct. 13	at #17 Kentucky	L, 43-37 (3 OT)
Nov. 17	at Ole Miss	W, 41-24
Nov. 23	Arkansas	L, 50-48 (3 OT)

<b>2011 (9-1)</b>		
Oct. 1	Kentucky	W, 35-7
Oct. 8	#17 Florida	W, 41-11
Oct. 15	at Tennessee	W, 38-7
Oct. 22	#19 Auburn	W, 45-10
Nov. 5	at #2 Alabama	W, 9-6 (OT)
Nov. 12	Western Kentucky	W, 42-9
Nov. 19	at Ole Miss	W, 52-3
Nov. 25	#3 Arkansas	W, 41-17
Dec. 3	vs. #12 Georgia	W, 42-10
Jan. 9	vs. #2 Alabama	L, 21-0

<b>2012 (1-0)</b>		
Sept. 1*	North Texas	W, 41-14

\* Coaches poll

**LSU VS. THE NATION'S NO. 1 RANKED TEAM**

LSU is 2-14-1 all-time against teams ranked No. 1 in the nation in the Associated Press poll.

DATE	OPPONENT	RESULT
<b>1939</b>		
Nov. 4	#1 Tennessee	L, 20-0
<b>1955</b>		
Nov. 5	at #1 Maryland	L, 13-0
<b>1976</b>		
Sept. 11	at #1 Nebraska	T, 6-6
<b>1979</b>		
Sept. 29	#1 Southern Cal	L, 17-12
Nov. 10	#1 Alabama	L, 3-0
<b>1991</b>		
Oct. 26	#1 Florida State	L, 31-21
<b>1994</b>		
Oct. 8	at #1 Florida	L, 42-18
<b>1996</b>		
Oct. 12	at #1 Florida	L, 56-13
<b>1997</b>		
Oct. 11	#1 Florida	W, 28-21
<b>2007</b>		
Jan. 7	vs. #1 Ohio State	W, 38-24
<b>2008</b>		
Nov. 8	#1 Alabama	L, 27-21 (OT)
<b>2009</b>		
Oct. 10	#1 Florida	L, 13-3
<b>2012</b>		
Nov. 3	#1 Alabama	L, 21-17
<b>2013</b>		
Nov. 9	at #1 Alabama	L, 38-17
<b>2016</b>		
Nov. 5	#1 Alabama	L, 10-0
<b>2017</b>		
Nov. 4	at #1 Alabama	L, 24-10
<b>2018</b>		
Nov. 3	#1 Alabama	L, 29-0

**LSU IN THE FINAL POLLS**

YEAR	AP	UPI	COACHES	CFP*
1936	2	--	--	--
1937	8	--	--	--
1945	15	--	--	--
1946	8	--	--	--
1949	9	--	--	--
1958	1	1	--	--
1959	3	3	--	--
1961	4	3	--	--
1962	7	8	--	--
1964	7	7	--	--
1965	8	14	--	--
1968	19	--	--	--
1969	10	7	--	--
1970	7	6	--	--
1971	11	10	--	--
1972	11	10	--	--
1973	13	14	--	--
1982	11	11	11	--
1984	15	16	13	--
1985	20	20	21	--
1986	10	11	10	--
1987	5	5	6	--
1988	19	--	22	--
1995	--	25	25	--
1996	12	--	13	--
1997	13	--	13	--
2000	22	--	--	--
2001	7	--	8	13
2003	2	--	1	2
2004	16	--	16	11
2005	6	--	5	12
2006	3	--	3	4
2007	1	--	1	2
2009	17	--	17	12
2010	8	--	8	11
2011	2	--	2	1
2012	14	--	12	8
2013	14	--	14	16
2014	--	--	--	23
2015	16	--	17	20
2016	13	--	14	20
2017	18	--	18	17
2018	6	--	7	11

\* CFP ranking began in 2014; BCS rankings from 2001-13

**LSU'S HIGHEST SCORING GAMES**

OPPONENT	DATE	SCORE	SITE
Southwestern Louisiana	Nov. 21, 1936	93-0	Baton Rouge
Baylor	Nov. 10, 1908	89-0	Baton Rouge
Southwestern Louisiana	Oct. 4, 1930	85-0	Baton Rouge
Southwestern Louisiana	Oct. 5, 1912	85-3	Baton Rouge
Jefferson College	Oct. 2, 1920	81-0	Baton Rouge
Jackson Br.-N.O.	Oct. 11, 1908	81-5	Baton Rouge
Spring Hill	Oct. 8, 1932	80-0	Baton Rouge
Louisiana Normal	Oct. 8, 1921	78-0	Baton Rouge
Rice	Sept. 24, 1977	77-0	Baton Rouge
S.D. Wesleyan	Sept. 20, 1930	76-0	Baton Rouge
Texas A&M	Nov. 24, 2018	72-74 (7OT)	College Station
Louisiana Tech	Sept. 27, 1930	71-0	Baton Rouge
Jackson Br.-N.O.	Oct. 2, 1909	70-0	Baton Rouge
Millsaps	Nov. 11, 1900	70-0	Baton Rouge
Arkansas State	Oct. 12, 1991	70-14	Baton Rouge
Wyoming	Nov. 26, 1977	66-7	Baton Rouge
New Mexico State	Sept. 27, 2014	63-7	Baton Rouge
Idaho	Sept. 15, 2012	63-14	Baton Rouge
Kentucky	Nov. 1, 1997	63-28	Lexington, Ky.
New Mexico State	Sept. 28, 1996	63-7	Baton Rouge
Baylor	Oct. 4, 1969	63-8	Baton Rouge
Tulane	Nov. 20, 1965	62-0	Baton Rouge
Tulane	Nov. 25, 1961	62-0	Baton Rouge
Tulane	Nov. 22, 1958	62-0	New Orleans

**LSU IN OVERTIME GAMES**

LSU is 8-7 all-time in overtime games, including a 6-4 record in Tiger Stadium. LSU has gone to overtime with Alabama four times – the most of any school – with the road team winning each time. The Tigers played a record seven overtimes at Texas A&M in 2018.

DATE	OPPONENT	RESULT (#OT)	DATE	OPPONENT	RESULT (#OT)
<b>1998 (0-1)</b>					
Oct. 31	at Ole Miss	L, 37-31 (OT)	<b>2007 (0-2)</b>		
			Oct. 13	at #17 Kentucky	L, 43-37 (3 OT)
			Nov. 23	Arkansas	L, 50-48 (3 OT)
<b>2000 (2-0)</b>					
Sept. 30	Tennessee	W, 38-31 (OT)	<b>2008 (0-1)</b>		
Oct. 21	#13 Miss. State	W, 45-38 (OT)	Nov. 8	#1 Alabama	L, 27-21 (OT)
<b>2004 (1-0)</b>					
Sept. 4	Oregon State	W, 22-21 (OT)	<b>2009 (1-0)</b>		
<b>2005 (2-1)</b>					
Sept. 26	Tennessee	L, 30-27 (OT)	<b>2011 (1-0)</b>		
Oct. 22	#16 Auburn	W, 20-17 (OT)	Nov. 5	at #2 Alabama	W, 9-6 (OT)
Nov. 12	at #4 Alabama	W, 16-13 (OT)	<b>2014 (0-1)</b>		
<b>2006 (1-0)</b>					
Nov. 18	Ole Miss	W, 23-20 (OT)	Nov. 8	#4 Alabama	L, 20-13 (OT)
<b>2018 (0-1)</b>					
Nov. 24	at #22 Texas A&M	L, 72-74 (7 OT)			



LSU'S RECORD WHEN

Table with 5 columns: SCENARIO, GMS, RECORD, PCT., LAST. Includes categories like All games, Home games, Tiger Stadium, and Since 1931.

LSU HOMECOMING GAMES • 64-25-3

Table with 3 columns: DATE, OPPONENT, RESULT. Lists homecoming games from 1925 to 1954.



2018 LSU Homecoming King and Queen Daniel Wolf and Sarah Perkins.

Table with 3 columns: DATE, OPPONENT, RESULT. Lists LSU's historical football games from 1955 to 2018.

Notes: Though celebrations were held prior to 1925, the first "official" Homecoming game at LSU was held in 1925. There were no Homecoming celebrations in 1927 and 1943.





1960



1961



1962



1963



1964



1965



1966



1967



1968



1969



1970



1971



1972



1973



1974



1975



1976



1977



1978



1979



1980



1981



1982



1983



1984



1985



1986



1987



1988



1989



1990



1991



1992



1993



1994



1995



1996



1997



1998



1999



2000



2001



2002



2003



2004




2005



2006



2007



2008



2009



2010



2011



2012



2013



2014



2015



2016



2017



2018

## LSU SEC OPENERS • 52-29-5

DATE	OPPONENT	RESULT
Oct. 28, 1933	Vanderbilt	T, 7-7
Oct. 13, 1934	Auburn	W, 20-6
Oct. 26, 1935	at Vanderbilt	W, 7-2
Oct. 10, 1936	Georgia	W, 47-7
Sept. 25, 1937	Florida	W, 19-0
Sept. 24, 1938	Ole Miss	L, 20-7
Sept. 30, 1939	Ole Miss	L, 14-7
Sept. 28, 1940	Ole Miss	L, 19-6
Oct. 11, 1941	#19 Mississippi State	T, 0-0
Oct. 10, 1942	Mississippi State	W, 16-6
Sept. 25, 1943	Georgia	W, 34-27
Sept. 30, 1944	Alabama	T, 27-27
Oct. 6, 1945	Alabama	L, 27-6
Oct. 5, 1946	Mississippi State	W, 13-6
Oct. 4, 1947	at Georgia	L, 35-19
Oct. 16, 1948	#16 Georgia	L, 22-0
Sept. 24, 1949	Kentucky	L, 19-0
Sept. 23, 1950	at Kentucky	L, 14-0
Sept. 29, 1951	vs. #9 Alabama (Mobile)	W, 13-7
Sept. 27, 1952	Alabama	L, 21-20
Sept. 26, 1953	vs. #5 Alabama (Mobile)	T, 7-7
Sept. 25, 1954	Alabama	L, 12-0
Sept. 17, 1955	Kentucky	W, 19-7
Oct. 13, 1956	at #3 Georgia Tech	L, 39-7
Sept. 28, 1957	Alabama	W, 28-0
Sept. 27, 1958	vs. Alabama (Mobile)	W, 13-3
Oct. 17, 1959	at Kentucky	W, 9-0
Oct. 8, 1960	Georgia Tech	L, 6-2
Oct. 7, 1961	#3 Georgia Tech	W, 10-0
Oct. 6, 1962	at #5 Georgia Tech	W, 10-7
Oct. 5, 1963	#7 Georgia Tech	W, 7-6
Oct. 17, 1964	at Kentucky	W, 27-7
Oct. 2, 1965	at Florida	L, 14-7
Oct. 15, 1966	at Kentucky	W, 30-0
Oct. 7, 1967	at Florida	W, 37-6
Oct. 19, 1968	Kentucky	W, 13-3
Oct. 18, 1969	at Kentucky	W, 37-10
Oct. 17, 1970	Kentucky	W, 14-7
Oct. 9, 1971	Florida	W, 48-7
Oct. 14, 1972	#9 Auburn	W, 35-7
Oct. 6, 1973	Florida	W, 24-3
Oct. 5, 1974	at #13 Florida	L, 24-14
Oct. 4, 1975	#20 Florida	L, 34-6

DATE	OPPONENT	RESULT
Oct. 2, 1976	at #19 Florida	L, 28-23
Oct. 1, 1977	#9 Florida	W, 36-14
Oct. 7, 1978	at Florida	W, 34-21
Oct. 6, 1979	Florida	W, 20-3
Oct. 4, 1980	at #19 Florida	W, 24-7
Sept. 5, 1981	#4 Alabama	L, 24-7
Oct. 2, 1982	at #4 Florida	W, 24-13
Oct. 1, 1983	#12 Florida	L, 31-17
Sept. 8, 1984	at Florida	T, 21-21
Oct. 5, 1985	#11 Florida	L, 20-0
Oct. 4, 1986	at Florida	W, 28-17
Oct. 3, 1987	#19 Florida	W, 13-10
Sept. 17, 1988	at Tennessee	W, 34-9
Oct. 7, 1989	Florida	L, 16-13
Sept. 8, 1990	Georgia	W, 18-13
Sept. 7, 1991	at Georgia	L, 31-10
Sept. 12, 1992	#22 Mississippi State	W, 24-3
Sept. 11, 1993	at Mississippi State	W, 18-16
Sept. 10, 1994	Mississippi State	W, 44-24
Sept. 9, 1995	at Mississippi State	W, 34-16
Sept. 21, 1996	at #14 Auburn	W, 19-15
Sept. 13, 1997	at Mississippi State	W, 24-9
Sept. 19, 1998	at Auburn	W, 31-19
Sept. 18, 1999	Auburn	L, 41-7
Sept. 16, 2000	at #24 Auburn	L, 34-17
Sept. 29, 2001	at #7 Tennessee	L, 26-18
Sept. 28, 2002	Mississippi State	W, 31-13
Sept. 20, 2003	#7 Georgia	W, 17-10
Sept. 18, 2004	at #14 Auburn	L, 10-9
Sept. 26, 2005	#10 Tennessee	L, 30-27 (OT)
Sept. 16, 2006	at #3 Auburn	L, 7-3
Aug. 30, 2007	at Mississippi State	W, 45-0
Sept. 20, 2008	at #9 Auburn	W, 26-21
Sept. 12, 2009	Vanderbilt	W, 23-9
Sept. 11, 2010	at Vanderbilt	W, 27-3
Sept. 15, 2011	at #24 Mississippi State	W, 19-6
Sept. 22, 2012	at Auburn	W, 12-10
Sept. 21, 2013	Auburn	W, 35-21
Sept. 20, 2014	Mississippi State	L, 34-29
Sept. 12, 2015	at #25 Mississippi State	W, 21-19
Sept. 17, 2016	Mississippi State	W, 23-20
Sept. 16, 2017	at Mississippi State	L, 37-7
Sept. 15, 2018	at #7 Auburn	W, 22-21

## MILESTONES

## FIRSTS AND LASTS

First Game:	1893 vs. Tulane (L, 34-0) at New Orleans, La.
First Victory:	1894 vs. Natchez AC (W, 36-0) at Natchez, Miss.
First Loss:	1893 vs. Tulane (L, 34-0) at New Orleans, La.
First Perfect Season	1895, 3-0
Last Perfect Season	1958, 11-0 (NATIONAL CHAMPIONS)

## GAMES

50th Game:	1904 vs. Shreveport AC (L, 16-0) at Shreveport, La.
100th Game:	1911 vs. Louisiana Normal (W, 46-0) at Baton Rouge
200th Game:	1923 vs. Mississippi State (L, 14-7) at Starkville, Miss.
300th Game:	1934 vs. George Washington (W, 6-0) at Washington, D.C.
400th Game:	1944 vs. Georgia (W, 15-7) at Atlanta, Ga.
500th Game:	1954 vs. Georgia Tech (L, 30-20) at Atlanta, Ga.
600th Game:	1963 vs. Mississippi State (L, 7-6) at Jackson, Miss.
700th Game:	1972 vs. Mississippi St. (W, 28-14) at Baton Rouge
800th Game:	1981 vs. Florida (L, 24-10) at Baton Rouge
900th Game:	1989 vs. Tulane (W, 27-7) at New Orleans, La.
1,000th Game:	1998 vs. Alabama (L, 22-16) at Baton Rouge
1,100th Game:	2006 vs. Alabama (W, 28-14) at Baton Rouge
1,200th Game:	2014: vs. Mississippi State (L, 34-29) at Baton Rouge

## VICTORIES

1st Victory:	1894 vs. Natchez AC (36-0) at Natchez, Miss.
50th Victory:	1908 vs. Southwestern (Tenn.) (55-0) at Baton Rouge
100th Victory:	1919 vs. Southwestern La. (39-0) at Baton Rouge

150th Victory:	1929 vs. Southwestern La. (58-0) at Baton Rouge
200th Victory:	1936 vs. Mississippi State (12-0) at Baton Rouge
250th Victory:	1945 vs. Georgia (32-0) at Athens, Ga.
300th Victory:	1954 vs. Florida (20-7) at Baton Rouge
350th Victory:	1962 vs. Texas A&M (21-0) at Baton Rouge
400th Victory:	1968 vs. Tulane (34-10) at New Orleans, La.
450th Victory:	1974 vs. Tulane (24-22) at Baton Rouge
500th Victory:	1982 vs. Kentucky (34-10) at Lexington, Ky.
550th Victory:	1988 vs. Alabama (19-18) at Tuscaloosa, Ala.
600th Victory:	1997 vs. Kentucky (63-28) at Lexington, Ky.
650th Victory:	2004 vs. Oregon State (22-21) at Baton Rouge
700th Victory:	2008 vs. Georgia Tech (38-3) at Atlanta, Ga.
750th Victory:	2013 vs. Furman (48-16) at Baton Rouge

## LOSSES

50th Loss:	1917 vs. Mississippi State (9-0) at Baton Rouge
100th Loss:	1934 vs. Tulane (13-12) at Baton Rouge
150th Loss:	1950 vs. Oklahoma (Sugar Bowl) (35-0) at New Orleans, La.
200th Loss:	1963 vs. Rice (21-12) at Houston, Texas
250th Loss:	1977 vs. Stanford (Sun Bowl) (24-14) at El Paso, Texas
300th Loss:	1990 vs. Florida (34-8) at Gainesville, Fla.
350th Loss:	1999 vs. Georgia (23-22) at Athens, Ga.
400th Loss:	2014 vs. Arkansas (17-0) at Fayetteville, Ark.

**LSU'S RECORD ON TELEVISION BY NETWORK**

NETWORK	GAMES	RECORD	WIN PCT	LAST PLAYED	TEAM (RESULT)
ESPN	95	67-28	.705	Jan. 1, 2019	vs. UCF^ (W, 40-32)
CBS	92	49-42-1	.538	Nov. 3, 2018	vs. #1 Alabama (L, 29-0)
ABC	56	20-33-3	.384	Sept. 2, 2018	vs. #8 Miami% (W, 33-17)
ESPN2	25	19-6	.760	Sept. 8, 2018	vs. Southeastern La. (W, 31-0)
SEC-TV*	20	8-11-1	.425	Oct. 1, 2011	vs. Kentucky (W, 35-7)
ESPNU	17	16-1	.941	Nov. 17, 2018	vs. Rice (W, 42-10)
TBS	13	8-4-1	.654	Sept. 6, 2003	at Arizona (W, 59-13)
NBC	13	5-7-1	.423	Nov. 21, 1998	at #10 Notre Dame (L, 39-36)
SEC Network	12	10-2	.833	Nov. 24, 2018	at Texas A&M (L, 74-72; 7OT)
FOX	4	3-1	.750	Jan. 7, 2010	vs. #18 Texas A&M (W, 41-24)
USA	2	1-1	.500	Nov. 23, 1985	at Notre Dame (W, 10-7)
FSN	1	1-0	1.000	Oct. 16, 2010	vs. McNeese State (W, 32-10)
ESPN Classic	1	1-0	1.000	Aug. 30, 2008	vs. Appalachian St. (W, 41-13)
TVS	1	1-0	1.000	Dec. 30, 1968	vs. #19 Florida State (W, 31-27)
Mizlou	1	1-0	1.000	Dec. 22, 1979	vs. Wake Forest (W, 32-10)
Katz	1	0-1	.000	Dec. 27, 1985	vs. Baylor (L, 21-7)
Hughes	1	0-1	.000	Dec. 30, 1972	vs. #11 Tennessee (L, 24-17)
<b>TOTALS</b>	<b>355</b>	<b>210-138-7</b>	<b>.601</b>		

^ - PlayStation Fiesta Bowl (Glendale, Ariz.)

% - AT&T Stadium (Arlington, Texas)

\* - Formerly Raycom Sports, Lincoln Financial Sports, Jefferson Pilot Sports

**LSU ON ESPN COLLEGE GAMEDAY**

DATE	LOCATION	LSU	OPPONENT	RESULT
Nov. 9, 1996	Baton Rouge (PMAC ramps)	#11	#10 Alabama	L, 26-0
Oct. 11, 1997	Baton Rouge (PMAC ramps)	#14	#1 Florida	W, 28-21
Sept. 20, 2003	Baton Rouge (PMAC ramps)	#11	#7 Georgia	W, 17-10
Jan. 4, 2004	New Orleans, La.	#2	#3 Oklahoma	W, 21-14
Sept. 4, 2004	Baton Rouge (Parade Ground)	#4	Oregon State	W, 22-21 (OT)
Nov. 12, 2005	Tuscaloosa, Ala.	#5	#4 Alabama	W, 16-13 (OT)
Oct. 7, 2006	Gainesville, Fla.	#9	#5 Florida	L, 23-10
Sept. 8, 2007	Baton Rouge (Parade Ground)	#2	#9 Virginia Tech	W, 48-7
Oct. 6, 2007	Baton Rouge (Parade Ground)	#1	#9 Florida	W, 28-24
Jan. 7, 2008	New Orleans, La.	#2	#1 Ohio State	W, 38-24
Sept. 20, 2008	Auburn, Ala.	#6	#9 Auburn	W, 26-21
Nov. 8, 2008	Baton Rouge (Old Front Nine)	#15	#1 Alabama	L, 27-21 (OT)
Oct. 10, 2009	Baton Rouge (Parade Ground)	#4	#1 Florida	L, 13-3
Sept. 4, 2010	Atlanta, Ga.	#21	#18 North Carolina	W, 30-24
Sept. 3, 2011	Arlington, Texas	#4	#3 Oregon	W, 40-27
Sept. 24, 2011	Morgantown, W. Va.	#2	#16 West Virginia	W, 47-21
Nov. 5, 2011	Tuscaloosa, Ala.	#1	#2 Alabama	W, 9-6 (OT)
Dec. 3, 2011	Atlanta, Ga.	#1	#12 Georgia	W, 42-10
Jan. 9, 2012	New Orleans, La.	#1	#2 Alabama	L, 21-0
Nov. 3, 2012	Baton Rouge (Parade Ground)	#5	#1 Alabama	L, 21-17
Sept. 28, 2013	Athens, Ga.	#6	#9 Georgia	L, 44-41
Nov. 9, 2013	Tuscaloosa, Ala.	#10	#1 Alabama	L, 38-17
Oct. 25, 2014	Baton Rouge (Parade Ground)	#24	#3 Ole Miss	W, 10-7
Nov. 7, 2015	Tuscaloosa, Ala.	#4	#7 Alabama	L, 30-16
Sept. 3, 2016	Green Bay, Wisconsin	#5	Wisconsin	L, 16-14
Nov. 5, 2016	Baton Rouge (Quad)	#15	#1 Alabama	L, 10-0
Nov. 3, 2018	Baton Rouge (Quad)	#4	#1 Alabama	L, 29-0

**Appearances: 27**

**Overall Record: 15-12**

**Times Hosted: 12**  
**Home Record: 6-6**

Alabama: 0-5  
Florida: 2-1  
Georgia: 1-0  
Oregon State: 1-0  
Virginia Tech: 1-0  
Ole Miss: 1-0

**Road Appearances: 8**  
**Road Record: 4-4**

Alabama: 2-2  
Auburn: 1-0  
Florida: 0-1  
Georgia: 0-1  
West Virginia: 1-0

**Neutral Site Appearances: 7**  
**Neutral Record: 5-2**

Alabama: 0-1  
Georgia: 1-0  
North Carolina: 1-0  
Ohio State: 1-0  
Oklahoma: 1-0  
Oregon: 1-0  
Wisconsin: 0-1



# NATIONAL AWARD WINNERS



**Billy Cannon**  
**1959 HEISMAN TROPHY WINNER**  
 Billy Cannon, alongside then-Vice President Richard Nixon, with the Heisman Trophy.



**Glenn Dorsey**  
**2007 OUTLAND TROPHY WINNER**  
**2007 LOMBARDI AWARD WINNER**  
**2007 LOTT TROPHY WINNER**  
**2007 NAGURSKI TROPHY WINNER**  
 Glenn Dorsey became the most decorated defender in LSU history when he won the Outland Trophy, Lombardi Award, Nagurski Trophy and Lott Trophy in 2007.

LSU has produced 15 national individual award winners. Since the 2001 season, the Tigers have combined for 12 individual trophies. Lineman Glenn Dorsey is the most decorated defender in LSU history, bringing the Outland Trophy, Lombardi Award, Lott Trophy and Nagurski Trophy to Baton Rouge in 2007. The Bednarik Award and the Thorpe Award made its home at LSU in back-to-back years with Patrick Peterson earning both honors in 2010. In 2011, Tyrann Mathieu earned the Bednarik Award, while Morris Claiborne brought home the Thorpe Award. Odell Beckham Jr. became the first LSU player to win the Paul Hornung Award in 2013 and in 2018 Devin White became LSU's first winner of the prestigious Butkus Award.



**DEVIN WHITE**  
**2018 BUTKUS AWARD WINNER**  
 Devin White was the first LSU player to win the Dick Butkus Award in 2018, honoring the top collegiate linebacker in the nation.

**ODELL BECKHAM JR.**  
**2013 HORNUNG AWARD WINNER**  
 Odell Beckham Jr. became the first LSU player to win the Paul Hornung Award in 2013. The award is presented to college football's most versatile player.



LSU's Elite College Football Hardware



**PATRICK PETERSON**  
2010 BEDNARIK AWARD WINNER  
2010 THORPE AWARD WINNER

Patrick Peterson earned national defensive player of the year as the Bednarik Award winner in 2010. He also picked up the 2010 Thorpe Award, the first LSU player to win both honors.



**MORRIS CLAIBORNE**  
2011 THORPE AWARD WINNER

LSU is one of only two schools to win the Thorpe Award in consecutive seasons as Morris Claiborne took home the honor as the nation's best defensive back in 2011.



**TYRANN MATHIEU**  
2011 BEDNARIK AWARD WINNER

Tyrann Mathieu was the national defensive player of the year after capturing the 2011 Bednarik Award. Mathieu also became the first LSU football player to be invited to New York City as a Heisman Trophy finalist since 1977.



**BEDNARIK AWARD**  
Tyrann Mathieu 2011  
Patrick Peterson 2010



**BILETNIKOFF AWARD**  
Josh Reed 2001



**BUTKUS AWARD**  
Devin White 2018



**CAMPBELL TROPHY**  
Rudy Niswanger 2005



**HEISMAN TROPHY**  
Billy Cannon 1959



**HORNUNG AWARD**  
Odell Beckham Jr. 2013



**LOMBARDI AWARD**  
Glenn Dorsey 2007



**LOTT TROPHY**  
Glenn Dorsey 2007



**MANNING AWARD**  
JaMarcus Russell 2006



**NAGURSKI TROPHY**  
Glenn Dorsey 2007



**OUTLAND TROPHY**  
Glenn Dorsey 2007



**RIMINGTON TROPHY**  
Ben Wilkerson 2004



**THORPE AWARD**  
Morris Claiborne 2011  
Patrick Peterson 2010

**NATIONAL COACH OF THE YEAR**  
Les Miles 2011  
Nick Saban 2003  
Jerry Stovall 1982  
Charles McClendon 1970  
Paul Dietzel 1958





# 40

## Devin White

LB

Devin White became LSU's first Butkus Award winner, recognizing the top collegiate linebacker in the country in 2018.

White was presented the trophy following the regular season which he capped with a career-best 17 tackles and 4.0 tackles for loss, including a sack, and a forced fumble against Texas A&M.

The junior from Springhill, La., earned consensus All-America honors after leading the SEC in tackles for the second consecutive season with 123 stops.

In addition to gaining All-America honors, White was a First Team All-SEC selection by Associated Press and the SEC football coaches. He also picked up two SEC Defensive Player of the Week accolades for his performances against Georgia and at Texas A&M.

White was named a two-time LSU Permanent Team Captain after his sophomore and junior seasons.

White was drafted No. 5 overall by the Tampa Bay Buccaneers.

### WHITE'S HONORS

#### 2018

- Butkus Award Winner - Nation's Top Linebacker
- Consensus All-American
- First Team All-America (Walter Camp)
- First Team All-America (Associated Press)
- First Team All-America (Sporting News)
- First Team All-America (AFCA)
- First Team All-America (Sports Illustrated)

- Second Team All-America (FWAA)
- First Team All-SEC (Coaches)
- First Team All-SEC (Associated Press)
- SEC Defensive Player of the Week (vs. Georgia)
- Lott Impact Trophy Player of the Week (vs. Georgia)
- SEC Defensive Player of the Week (vs. Texas A&M)

#### 2017

- Second Team All-America (FWAA)
- Second Team All-America (USA Today)
- First Team All-SEC (Associated Press)
- First Team All-SEC (Coaches)
- SEC Defensive Player of the Week (at Florida)
- SEC Defensive Player of the Week (Sporting News)
- Chuck Bednarik Player of the Week (vs. Auburn)
- SEC Defensive Player of the Week (at Arkansas)
- SEC Defensive Player of the Week (vs. Texas A&M)

#### 2016

- All-SEC Freshman Team (Coaches)

### WHITE'S DEFENSIVE CAREER STATISTICS

YEAR	G-GS	UT	AT	TT	TFL	SACKS	INT	PBU	QBH	FR	FF
2016 Fr.	12-0	15	15	30	3.0-21	1.0-19	0	0	0	1-0	1
2017 So.	13-13	37	96	133	14.0-56	4.5-30	1-3	3	5	1-0	0
2018 Jr.	13-12	62	61	123	12.0-33	3.0-18	0	6	10	2-29	3
<b>TOTALS</b>	<b>38-25</b>	<b>114</b>	<b>172</b>	<b>286</b>	<b>29.0-110</b>	<b>8.5-67</b>	<b>1-3</b>	<b>9</b>	<b>15</b>	<b>4-29</b>	<b>4</b>



2018 BUTKUS AWARD WINNER



# 3

## Odell Beckham Jr.

WR/RS

After shattering the LSU single-season record for all-purpose yards, wide receiver/return specialist Odell Beckham Jr. won the 2013 Paul Hornung Award that is presented annually to college football's most versatile player.

Beckham Jr. turned in arguably the most explosive season in LSU football history, racking up 2,315 all-purpose yards to break Domanick Davis' school record of 2,120 yards set in 2002. The 2,315 all-purpose yards also rank as the second-highest total in SEC history.

In the 2013 season Beckham Jr. caught 59 passes for 1,152 yards and eight touchdowns. He also recorded the second-most kick return yardage in LSU history with 845 yards on 32 returns. Beckham Jr. added 18 punt returns for 160 yards. In week 2 against UAB, he returned a missed field goal 100 yards for a touchdown.

After his junior season, Beckham Jr. earned First-Team All-America recognition as a kick returner by the Football Writers Association of America, and he was also a First-Team selection as an all-purpose player by CBSSports.com.

In addition, the SEC coaches voted Beckham Jr. as a First-Team All-SEC member as an all-purpose player and as a return specialist.

Beckham Jr. finished his career with 4,118 all-purpose yards, including 2,340 receiving and 1,044 in kickoff returns. He went on to be selected 12th overall in the first round of the 2014 NFL Draft by the New York Giants.

### BECKHAM JR.'S HONORS

#### 2013

- Hornung Award Winner – Nation's Most Versatile Player (Louisville Sports Commission)
- First-Team All-American Kick Returner (Football Writers Association of America)
- First-Team All-American All-Purpose (CBSSports.com)
- Second-Team All-American All-Purpose (Sports Illustrated)
- First-Team All-SEC All-Purpose (AP, SEC Coaches)

- First-Team All-SEC Return Specialist (SEC Coaches)
- First-Team All-SEC Wide Receiver (Athlon)
- First-Team All-SEC Kick Returner (Sporting News)
- SEC Special Teams Player of the Week (vs. UAB)

#### 2012

- SEC Special Teams Player of the Week (vs. Ole Miss)

#### 2011

- SEC Coaches' All-Freshman Team
- SEC Freshman of the Week (vs. Mississippi State)



2013 HORNUNG AWARD WINNER

### BECKHAM JR.'S CAREER OFFENSIVE STATISTICS

YEAR	RECEIVING		RUSHING				YDS.	TD
	G-GS	REC.	YDS.	TD	ATT.	YDS.		
2011 Fr.	14-9	41	475	2	2	19	0	
2012 So.	13-12	43	713	2	0	0	0	
2013 Jr.	13-13	59	1,152	8	5	58	0	
<b>TOTALS</b>	<b>39-34</b>	<b>143</b>	<b>2,340</b>	<b>12</b>	<b>7</b>	<b>77</b>	<b>0</b>	

### BECKHAM JR.'S CAREER RETURN STATISTICS

YEAR	KICKOFF RETURNS			PUNT RETURNS			YDS.	AVG.	TD	LG
	NO.	YDS.	AVG.	TD	LG	NO.				
2011 Fr.	5	120	24.0	0	34	9	77	8.6	0	36
2012 So.	5	79	15.8	0	34	35	320	9.1	2	89 (TD)
2013 Jr.	32	845	26.4	0	82	18	160	8.9	0	60
<b>TOTALS</b>	<b>42</b>	<b>1,044</b>	<b>24.6</b>	<b>0</b>	<b>82</b>	<b>62</b>	<b>557</b>	<b>9.0</b>	<b>2</b>	<b>89 (TD)</b>

### BECKHAM JR.'S CAREER ALL-PURPOSE STATISTICS

YEAR	RUSH	REC.	PUNT RET.	KO RET.	MISC.	TOTAL	AVG./GM.
2011 Fr.	19	475	77	120	0	691	49.4
2012 So.	0	713	320	79	0	1,112	85.5
2013 Jr.	58	1,152	160	845	100	2,315	178.1
<b>TOTALS</b>	<b>77</b>	<b>2,340</b>	<b>557</b>	<b>1,044</b>	<b>100</b>	<b>4,118</b>	<b>105.6</b>





17

## Morris Claiborne

CB

Morris Claiborne cemented his legacy as one of the top cornerbacks in LSU history after he wrapped up a stellar career in 2011. As a junior, Claiborne took home the prestigious Jim Thorpe Award that annually goes to the nation's top defensive back, becoming the second straight LSU player to earn the award after Patrick Peterson claimed the honor in 2010.

Widely recognized as one of the top defensive players in the nation as a junior, the Shreveport, La., native earned unanimous consensus All-America honors when he led LSU to a 13-1 record, SEC title and a spot in the national championship game. Claiborne led the nation in interception return yards with 173 on six interceptions, and he showed his athleticism and playmaking ability by scoring two touchdowns in 2011 – one on a pivotal 99-yard kickoff return at

West Virginia and one on a 45-yard INT return that cemented LSU's SEC championship game victory over Georgia.

In addition to earning All-America honors, Claiborne was named the SEC Defensive Player of the Year by the SEC coaches in 2011, and he also earned First-Team All-SEC recognition and finished as a Nagurski Award finalist. Following his outstanding junior season, Claiborne was chosen with the sixth overall selection in the 2012 NFL Draft by the Dallas Cowboys.

Claiborne ended his career with 95 tackles, 12 pass breakups and 11 interceptions, ranking inside the LSU top 10 in career interceptions and interception return yards.



2011 THORPE AWARD WINNER

### CLAIBORNE'S HONORS

#### 2011

- Thorpe Award Winner – Nation's Most Outstanding Defensive Back (Jim Thorpe Association)
- First-Team All-American (unanimous consensus)
- SEC Defensive Player of the Year (SEC Coaches)
- First-Team All-SEC (Coaches, AP)
- Nagurski Trophy Finalist
- Walter Camp National Defensive Player of the Week (vs. Mississippi State)

#### 2010

- Second-Team All-SEC (AP, Coaches)

### CLAIBORNE'S CAREER RETURN STATISTICS

YEAR	KICKOFF RETURNS					PUNT RETURNS				
	NO.	YDS.	AVG.	TD	LG	NO.	YDS.	AVG.	TD	LG
2009 Fr.	0	0	--	0	--	0	0	--	0	--
2010 So.	2	57	28.5	0	32	0	0	--	0	--
2011 Jr.	22	552	25.1	1	99 (TD)	0	0	--	0	--
<b>TOTALS</b>	<b>24</b>	<b>609</b>	<b>25.4</b>	<b>1</b>	<b>99 (TD)</b>	<b>0</b>	<b>0</b>	<b>--</b>	<b>0</b>	<b>--</b>

### CLAIBORNE'S DEFENSIVE CAREER STATISTICS

YEAR	G-GS	UT	AT	TT	TFL	SACKS	INT	PBU	QBH	FR	FF
2009 Fr.	7-0	3	4	7	0-0	0	0	0	0	0-0	0
2010 So.	12-12	19	18	37	1.0-4	0	5-101	6	1	1-0	0
2011 Jr.	14-14	32	19	51	1.0-1	0	6-173	6	1	0-0	0
<b>TOTALS</b>	<b>33-26</b>	<b>54</b>	<b>41</b>	<b>95</b>	<b>2.0-5</b>	<b>0</b>	<b>11-274</b>	<b>12</b>	<b>2</b>	<b>1-0</b>	<b>0</b>



7

## Tyrann Mathieu

CB/RS

An outstanding player with tremendous heart and talent, Tyrann Mathieu collected the 2011 Bednarik Award, an honor given annually to the nation's top defensive player. Gifted with some of the best pure football instincts ever seen in an LSU uniform, the cornerback/return specialist became LSU's first Heisman Trophy finalist to travel to New York City since Charles Alexander in 1977.

In two seasons at LSU, the New Orleans, La., native created a total of 14 turnovers in 26 career games while shattering the school record with 11 forced fumbles, a figure that is tied for the SEC record and ranks seventh in NCAA history.

In 2011, Mathieu helped LSU finish with a 13-1 record, an SEC title and a berth in the national championship game as he led the team with 76 total tackles, led the nation with five fumble recoveries and finished fourth nationally in punt return average at 15.6 yards per return.

Mathieu was a consensus All-American as a sophomore at cornerback and return specialist. He finished his career accumulating 133 total tackles, 16 tackles for loss, 16 pass breakups, 11 forced fumbles, eight fumble recoveries, six sacks, four interceptions and four touchdowns – two on punt returns and two on fumble returns. He was taken in the third round with the No. 69 overall pick in the 2013 NFL Draft by the Arizona Cardinals, joining former teammate Patrick Peterson.



2011 BEDNARIK AWARD WINNER

### MATHIEU'S HONORS

#### 2011

- Bednarik Award Winner – Defensive Player of the Year (Maxwell Football Club)
- Heisman Memorial Trophy Finalist
- Walter Camp National Player of the Year Finalist
- First-Team All-American at Cornerback (consensus)
- First-Team All-American at Return Specialist (CBSSports.com, Rivals.com, SI.com)
- National Defensive Player of the Year (FoxSportsNext.com, Rivals.com)
- SEC Defensive Player of the Year (AP)
- First-Team All-SEC (SEC Coaches, AP)
- SEC Championship Game Most Valuable Player
- Walter Camp National Defensive Player of the Week (Sept. 24 at West Virginia, Nov. 25 vs. Arkansas)
- SEC Defensive Player of the Week (Sept. 3 vs. Oregon, Nov. 25 vs. Arkansas)
- Rivals.com National and SEC Player of the Week (Nov. 25 vs. Arkansas)
- Jim Thorpe Defensive Back of the Week (Sept. 3 vs. Oregon)
- Rivals.com SEC Player of the Week (Sept. 3 vs. Oregon)

#### 2010

- First-Team Freshman All-America (Football Writers, Rivals.com)
- Cotton Bowl Defensive Most Outstanding Player
- Freshman All-SEC (Coaches)

### MATHIEU'S CAREER RETURN STATISTICS

YEAR	KICKOFF RETURNS					PUNT RETURNS				
	NO.	YDS.	AVG.	TD	LG	NO.	YDS.	AVG.	TD	LG
2010 Fr.	0	0	--	0	--	0	0	--	0	--
2011 So.	0	0	--	0	--	27	421	15.6	2	92 (TD)
<b>TOTALS</b>	<b>0</b>	<b>0</b>	<b>--</b>	<b>0</b>	<b>--</b>	<b>27</b>	<b>421</b>	<b>15.6</b>	<b>2</b>	<b>92 (TD)</b>

### MATHIEU'S CAREER DEFENSIVE STATISTICS

YEAR	G-GS	UT	AT	TT	TFL	SACKS	INT	PBU	QBH	FR	FF
2010 Fr.	13-1	34	23	57	8.5-45	4.5-38	2-0	7	1	3-13	5
2011 So.	13-13	59	17	76	7.5-45	1.5-10	2-16	9	3	5-39	6
<b>TOTALS</b>	<b>26-14</b>	<b>93</b>	<b>40</b>	<b>133</b>	<b>16.0-90</b>	<b>6.0-48</b>	<b>4-16</b>	<b>16</b>	<b>4</b>	<b>8-52</b>	<b>11</b>



7

Patrick Peterson

CB/RS



2010 BEDNARIK AWARD WINNER



2010 THORPE AWARD WINNER

One of the most dynamic athletes in school history, Patrick Peterson established himself as the premiere defensive back as well as one of the top return specialists in the country in 2010. Peterson captured the Chuck Bednarik Award given annually to the nation's top defender, and he also received the Jim Thorpe Award as the country's top defensive back. He became the first player in LSU history to win those two prestigious awards.

Peterson earned consensus First Team All-America recognition, and he also became the first player in conference history to earn both the Southeastern Conference Defensive Player of the Year and SEC Special Teams Player of the Year honors. A three-year starter for the Tigers, he was selected fifth overall by the Arizona Cardinals after his junior season.

Peterson played in 39 career games with 30 starts on defense, and he racked up 135 total tackles, 22 pass breakups and seven interceptions. In just one season as a return specialist, Peterson set the school record for kickoff return yards with 932 on 32 returns, and he led the SEC in punt and kickoff returns and ranked in the top five nationally in punt returns and top 10 in kick returns.

PETERSON'S HONORS

2010

- Bednarik Award Winner – Defensive Player of the Year (Maxwell Football Club)
- Thorpe Award Winner – Nation's Most Outstanding Defensive Back (Jim Thorpe Association)
- Lott IMPACT Trophy Finalist
- Nagurski Trophy Finalist
- First-Team All-American (consensus)
- SEC Defensive Player of the Year (SEC Coaches)
- SEC Special Teams Player of the Year (SEC Coaches)
- First-Team All-SEC (SEC Coaches, AP)
- First-Team All-SEC Special Teams (SEC Coaches)
- Second-Team All-SEC All-Purpose (AP)
- SEC Special Teams Player of the Week (Sept. 4 vs. North Carolina, Sept. 25 vs. West Virginia)
- Lott IMPACT Player of the Week (Sept. 4 vs. North Carolina, Nov. 6 vs. Alabama)

- Hornung Award Versatile Performance (Sept. 4 vs. North Carolina)
- Jim Thorpe Award Player of the Week (Sept. 18 vs. Mississippi State)

2009

- Second-Team All-American (Sporting News)
- First-Team All-SEC (ESPN)
- Second-Team All-SEC (AP, Coaches)

PETERSON'S CAREER RETURN STATISTICS

YEAR	KICKOFF RETURNS				PUNT RETURNS			
	NO.	YDS.	AVG.	TD	NO.	YDS.	AVG.	TD
2008 Fr.	0	0	--	0	0	0	--	0
2009 So.	0	0	--	0	0	0	--	0
2010 Jr.	32	932	29.1	0	55	26	418	16.1
<b>TOTALS</b>	<b>32</b>	<b>932</b>	<b>29.1</b>	<b>0</b>	<b>55</b>	<b>26</b>	<b>418</b>	<b>16.1</b>

PETERSON'S CAREER DEFENSIVE STATISTICS

YEAR	G-GS	UT	AT	TT	TFL	SACKS	INT	PBU	QBH	FR	FF
2008 Fr.	13-4	32	9	41	1.5-7	0	1-0	3	1	0	1
2009 So.	13-13	43	9	52	0-0	0	2-37	13	0	1-0	0
2010 Jr.	13-13	29	13	42	1.5-5	0	4-134	6	1	0	0
<b>TOTALS</b>	<b>39-30</b>	<b>104</b>	<b>31</b>	<b>135</b>	<b>3.0-12</b>	<b>0</b>	<b>7-171</b>	<b>22</b>	<b>2</b>	<b>1-0</b>	<b>1</b>



72

Glenn Dorsey

DT



2007 OUTLAND TROPHY WINNER



2007 LOMBARDI AWARD WINNER



2007 NAGURSKI AWARD WINNER



2007 LOTT TROPHY WINNER

Glenn Dorsey became the most decorated defender in school history as he won four national awards on his way to leading LSU to the national title. As a senior, Dorsey captured the Lombardi, Outland, Nagurski, and Lott Awards, becoming the first player in LSU history to win any of these honors.

A tremendous team leader, Dorsey was also named the SEC Defensive Player of the Year in 2007 as well as earning first-team All-America honors for a second straight season. Dorsey, who opted to return to LSU for his senior season despite being projected as a first-round NFL Draft pick following his junior campaign, was taken with the fifth overall pick in the 2008 NFL Draft.

He finished his career playing in 52 games, starting 31 times. For his career, Dorsey registered 179 tackles, 27 tackles for loss and 13 sacks.

DORSEY'S HONORS

2007

- Nagurski Award Winner – Outstanding Defensive Player (Charlotte Touchdown Club)
- Lombardi Award Winner – Nation's Lineman of the Year (Rotary Club of Houston)
- Outland Trophy Winner – Outstanding Interior Lineman (Greater Omaha Sports Committee)
- Lott Award Winner – Defensive IMPACT Player of the Year (The Pacific Club IMPACT Foundation)
- Bednarik Award Finalist
- First-Team All-American (consensus)
- SEC Defensive Player of the Year (SEC Coaches, AP)
- First-Team All-SEC (SEC Coaches, AP)
- SEC Defensive Lineman of the Week (Sept. 22 vs. South Carolina)
- SEC Defensive Player of the Week (Nov. 3 vs. Alabama)
- SEC Community Service Team Player of the Week (Nov. 3 vs. Alabama)

2006

- First-Team All-American (AP, AFCA, CBSSportsline.com, SI.com, Rivals.com)
- First-Team All-SEC (AP, SEC Coaches)
- SEC Defensive Lineman of the Week (Sept. 9 vs. Arizona)
- SEC Defensive Lineman of the Week (Sept. 16 vs. Auburn)
- First-Team All-American (AP, AFCA, CBSSportsline.com, SI.com, Rivals.com)
- First-Team All-SEC (AP, SEC Coaches)
- SEC Defensive Lineman of the Week (Sept. 9 vs. Arizona)
- SEC Defensive Lineman of the Week (Sept. 16 vs. Auburn)

DORSEY'S CAREER STATISTICS

YEAR	G-GS	UT	AT	TT	TFL	SACKS	INT	PBU	QBH	FR	FF
2004 Fr.	12-3	6	12	18	2-4	0	0	1	1	1-0	0
2005 So.	13-1	16	12	28	4-24	3-23	0	0	1	0	0
2006 Jr.	13-13	22	42	64	8.5-42	3-25	0	0	1	0	0
2007 Sr.	14-14	43	26	69	12.5-53	7-45	0	4	4	0	1
<b>TOTALS</b>	<b>52-31</b>	<b>87</b>	<b>92</b>	<b>179</b>	<b>27-123</b>	<b>13-93</b>	<b>0</b>	<b>5</b>	<b>7</b>	<b>1-0</b>	<b>1</b>



2

# JaMarcus Russell

QB

JaMarcus Russell capped a magnificent LSU career by winning the Manning Award as the nation's top quarterback at the completion of the 2006 season. Russell went on to be selected with the No. 1 overall pick in the 2007 NFL Draft by the Oakland Raiders. He joined Billy Cannon in 1960 as the only football players in school history to be selected with the first overall pick in the NFL Draft.

Russell completed his LSU career as one of the top quarterbacks in school history as he posted a 25-4 overall mark as a starter, which included an 11-2 record as a junior in 2006. He finished his career ranked among the top five in every career passing category kept at LSU, including No. 2 all-time in completion percentage (61.9) and TD passes (52). He also ranks third in completions (493), passing yards (6,625), and total offense (6,704) and fourth in attempts (797).

A first-team All-SEC pick in 2006, Russell tied the school-record for TD passes with 28 during his junior season and set the school's single-season mark for completions (232) and completion percentage (67.8). He was the first quarterback in school history to lead the Tigers to at least 10 wins in back-to-back seasons.



2006 MANNING AWARD WINNER



## RUSSELL'S HONORS

### 2006


- No. 1 overall pick in 2007 NFL Draft by Oakland Raiders
- Manning Award Winner (Sugar Bowl Committee)
- Allstate Sugar Bowl Most Valuable Player
- First Team All-SEC (AP, SEC Coaches)
- SEC Offensive Player of the Week (Sept. 30 vs. Mississippi State)
- SEC Offensive Player of the Week (Oct. 14 vs. Kentucky)
- SEC Offensive Player of the Week (Nov. 4 vs. Tennessee)

### 2005

- SEC Player of the Year (Columbus (Ohio) Touchdown Club)
- SEC Player of the Week (Oct. 8 vs. Vanderbilt)

## RUSSELL'S CAREER STATS

YEAR	G-GS	PASSING			YDS.	TD	LG	RUSHING		TD	LG
		ATT.	COMP.	INT.				ATT.	YDS.		
2004 Fr.	11-4	144	73	4	1,053	9	42	26	-41	1	13
2005 So.	12-12	311	188	9	2,443	15	50	61	-22	2	22
2006 Jr.	13-13	342	232	8	3,129	28	58	52	142	1	34
<b>TOTALS</b>	<b>36-29</b>	<b>797</b>	<b>493</b>	<b>21</b>	<b>6,625</b>	<b>52</b>	<b>58</b>	<b>139</b>	<b>79</b>	<b>4</b>	<b>34</b>



64

# Rudy Niswanger

C

By picking up national awards in the Campbell Trophy and the Wuerffel Trophy, along with being named the SEC Scholar-Athlete of Year in football and McWhorter Scholar-Athlete Award, center Rudy Niswanger became the most decorated student-athlete in school history.

Niswanger is the first player in LSU history to be named the recipient of the Campbell Trophy, known as the Academic Heisman. An award that goes to the top student-athlete in all divisions of college football, the Campbell Trophy carries a \$25,000 post-graduate scholarship.

In addition, Niswanger became the inaugural recipient of the Wuerffel Trophy, which goes to the college football player who best combines exemplary community service with outstanding academic and athletic achievement. The award is named after former Heisman Trophy winner Danny Wuerffel, who led the Florida Gators to the 1996 national championship. Niswanger capped his career with the Tigers by being named the recipient of the McWhorter Award, which goes to the top student-athlete in the SEC.

Niswanger, who opted to return to LSU for his senior season of football in 2005, graduated with a 4.0 grade point average in kinesiology with emphasis on pre-medicine. He graduated with honors, receiving the University Medal as well as graduating Summa Cum Laude. Niswanger was accepted to LSU Medical School in Shreveport after scoring a 33 on the MCAT, which placed him among the top eight percent in the nation.



2005 CAMPBELL TROPHY WINNER



2005 WUERFFEL TROPHY WINNER

## 2005 MCWHORTER SCHOLAR-ATHLETE

## NISWANGER'S HONORS

### 2005

- Campbell Trophy "Academic Heisman" Recipient (National Football Foundation)
- Wuerffel Trophy Recipient (All Sports Foundation)
- McWhorter Award Recipient as SEC Scholar-Athlete of the Year
- SEC Football Scholar-Athlete of the Year (SEC Coaches)
- National Football Foundation National Scholar-Athlete
- First-Team Academic All-America (CoSIDA)
- CBS Scholar-Athlete of the Week (vs. Florida, vs. Alabama)
- Second-Team All-SEC (SEC Coaches, AP)

### 2004

- First-Team Academic All-America (CoSIDA)
- First-Team Academic All-District (CoSIDA)
- CBS Scholar-Athlete of the Week (Nov. 26 vs. Arkansas)
- SEC Academic Honor Roll

### 2003

- SEC Academic Honor Roll

### 2002

- SEC Academic Honor Roll





# 55

## Ben Wilkerson

C

Ben Wilkerson put together one of the best careers for a center in LSU history, leading the Tigers to a 33-8 mark in 41 starts at the position during his four years. During his career with the Tigers, Wilkerson helped lead LSU to a pair of SEC Championships as well as the 2003 BCS National Championship.

Wilkerson, a native of Hemphill, Texas, had his career cut short as a senior, suffering a knee injury during the eighth week of the season. Despite the injury, Wilkerson still went on to be named the co-recipient, along with David Baas of Michigan, of the Rimington Trophy in 2004, which goes annually to college football's top center. In addition, Wilkerson was named a First-Team All-American by the American Football Coaches Association and The Sporting News even though he missed LSU's final four games of the season.

Wilkerson graduated with a degree in general studies in May of 2005. He served as a graduate assistant on the LSU staff during the 2011 season.

### WILKERSON'S HONORS

#### 2004

- Rimington Trophy Winner
- First-Team All-American (American Football Coaches Association, The Sporting News)
- Second-Team All-American (Walter Camp)
- First-Team All-SEC (AP, SEC Coaches, Collegefootballnews.com)
- SEC Good Works Team

#### 2003

- Rimington Trophy Finalist
- Second-Team All-American (Associated Press, Sporting News)
- First-Team All-SEC (AP, ESPN.com)
- SEC Academic Honor Roll

#### 2001

- Freshman All-SEC (Knoxville News-Sentinel, Coaches)
- Second-Team Freshman All-American (The Sporting News)



2004 RIMINGTON AWARD WINNER



# 25

## Josh Reed

WR

When one thinks of some of the finest players in the history of the Southeastern Conference, Josh Reed's name is included on that list. Reed, who is one of the most decorated players in school history, virtually re-wrote both the LSU and SEC receiving record books despite playing only 28 games at wide receiver.

Originally signed out of Rayne (La.) High School as a tailback, Reed moved to wide receiver in week 9 of the 1999 season out of a necessity. The results were immediate as he caught five passes for 100 yards against Houston in just his second game at the position.

A year later, in 2000, Reed earned first-team All-SEC honors after catching 65 passes for 1,127 yards and 10 touchdowns for the 8-4 Tigers. His 102.5 yards receiving a contest led the SEC, and he ranked second in the league with just under six catches a game.

Reed put together the finest year for a receiver in SEC history in 2001 as he shattered the league's single-season yardage mark with 1,740 yards on a school-record 94 catches. Reed set a pair of league marks in a 35-21 road victory over Alabama as he hauled in 19 passes for 293 yards and a touchdown. He capped his record-setting career in grand fashion, setting a pair of Sugar Bowl records with 14 receptions for 239 yards and two touchdowns in leading the Tigers to a 47-34 victory over Illinois.

At the conclusion of his junior season, Reed was named the winner of the Biletnikoff Award, which is presented annually to the nation's top collegiate receiver. Reed was drafted with the fourth pick of the second round of the 2002 NFL Draft by the Buffalo Bills.



2001 BILETNIKOFF AWARD WINNER



### REED'S HONORS

#### 2001

- Biletnikoff Award Winner
- First-Team All American (Walter Camp, AP, Football Writers Association, CNNSI.com, ABC Sports online, Collegefootballnews.com, The Sporting News)
- Second-Team All American (Football News)
- All-Bowl Team (Sports Illustrated)
- First Team All-SEC (AP, SEC Coaches)
- SEC Offensive Player of the Week (Nov. 4 vs. Alabama)
- National Player of the Week (Nov. 4 - The Sporting News)

#### 2000

- First-Team All-SEC (AP, SEC Coaches)

### REED'S CAREER STATS (REGULAR SEASON)

YEAR	G-GS	RECEIVING			RUSHING		
		REC.	YDS.	TD	ATT.	YDS.	TD
1999 Fr.	8-0	8	134	0	6	58	1
2000 So.	11-3	65	1,127	10	1	-2	0
2001 Jr.	12-12	94	1,740	7	2	7	0
<b>TOTALS</b>	<b>31-15</b>	<b>167</b>	<b>3,001</b>	<b>17</b>	<b>9</b>	<b>63</b>	<b>1</b>



# 20

## Billy Cannon

HB



1959 HEISMAN TROPHY WINNER

Even by today's standards Billy Cannon was a rare athlete, combining sprinter speed with brute strength. Cannon could consistently run a 9.5 in the 100-yard dash and, at 6-1, 210 pounds, he had the size to overpower his opponents as well as outrun them. In 1957, he was an immediate standout as a sophomore, offensively and defensively.

As a junior, Cannon was the driving force behind the Fighting Tigers as they carved out a perfect season and captured the 1958 national championship. He passed for a touchdown and kicked the extra point in LSU's 7-0 win over Clemson in the Sugar Bowl and earned MVP honors.

Cannon's most memorable performance came in 1959 against Ole Miss. Top-ranked LSU trailed the third-ranked Rebels 3-0 early in the fourth quarter, when Cannon fielded a punt at the LSU 11-yard-line and broke seven tackles on his way to paydirt. LSU won the contest 7-3. Considered one of the best collegiate backs of his era, Cannon was awarded the Heisman Trophy at the conclusion of the 1959 season. In 2008, the legendary Cannon was inducted into the National Football Foundation Hall of Fame.



Billy Cannon was presented with the 1959 Heisman Trophy by then Vice President Richard Nixon.

### CANNON'S HONORS

#### 1959

- Heisman Trophy Winner (Downtown Athletic Club of New York)
- AP Player of the Year
- UPI Player of the Year
- The Sporting News Player of the Year
- All-American (Consensus)
- Outstanding College Player (Columbus (Ohio) Touchdown Club)
- Walter Camp Memorial Trophy (Washington, D.C., TD Club)
- College Back of the Year (Los Angeles Times)
- AP Back of the Year
- UPI Back of the Year
- SEC Player of the Year (Nashville Banner)
- SEC Player of the Year (Atlanta Touchdown Club)
- SEC Player of the Year (Birmingham Touchdown Club)
- All-SEC (AP and UPI)

#### 1958

- UPI Player of the Year
- The Sporting News Player of the Year
- Outstanding College Player (Columbus (Ohio) Touchdown Club)
- AP Back of the Year
- UPI Back of the Year
- All-American (consensus)
- SEC Player of the Year (Nashville Banner)
- SEC Back of the Year (Atlanta Touchdown Club)
- SEC Back of the Year (Birmingham Touchdown Club)
- All-SEC (AP and UPI)
- Louisiana VFW Award (Louisiana Outstanding Athlete)

#### 1957

- Second-Team All-SEC (UPI)
- All-SEC Sophomore Team

### CANNON'S CAREER STATS

#### 1959

	NO.	YDS.	AVG.
Rice	15	66	4.4
TCU	9	35	3.9
Baylor	8	73	9.1
Miami	17	90	5.3
Kentucky	11	11	1.0
Florida	15	55	3.7
Ole Miss	12	48	4.0
Tennessee	22	122	5.5
Mississippi State	16	32	2.0
Tulane	14	66	4.7
<b>Totals</b>	<b>139</b>	<b>598</b>	<b>4.3</b>
Ole Miss (Sugar Bowl)	6	8	1.3

#### 1958

	NO.	YDS.	AVG.
Rice	9	53	5.9
Alabama	12	86	7.2
Hardin-Simmons	11	83	7.5
Miami	9	34	3.8
Kentucky	12	108	9.0
Florida	15	61	4.1
Ole Miss	11	34	3.1
Duke	8	53	6.6
Mississippi State	13	57	4.4
Tulane	15	117	7.8
<b>Totals</b>	<b>115</b>	<b>686</b>	<b>5.9</b>
Clemson (Sugar Bowl)	13	51	3.9

#### 1957

	NO.	YDS.	AVG.
Rice	6	71	11.8
Alabama	8	140	17.5
Texas Tech	13	36	2.8
Georgia Tech	17	98	5.8
Kentucky	11	70	6.4
Florida	11	22	2.0
Vanderbilt	11	46	4.2
Ole Miss	3	5	1.7
Mississippi State	11	27	2.5
Tulane	14	68	4.8
<b>Totals</b>	<b>105</b>	<b>583</b>	<b>5.5</b>

### CANNON'S CAREER STATISTICS

	RUSHING			RECEIVING				PASSING				PUNT RETURNS			KICKOFF RETURNS			
	ATT	YDS.	AVG.	TD	REC.	YDS.	TD	ATT.	CMP.	HI	YDS.	TD	NO.	YDS.	TD	NO.	YDS.	TD
1957 So.	105	583	5.5	4	11	199	1	16	7	1	84	0	7	39	0	11	343	1
1958 Jr.	115	686	5.9	10	9	162	1	4	3	0	14	0	9	89	0	3	82	0
1959 Sr.	139	598	4.3	5	11	161	0	6	2	2	20	0	15	221	1	8	191	0
<b>TOTALS</b>	<b>359</b>	<b>1867</b>	<b>5.2</b>	<b>19</b>	<b>31</b>	<b>522</b>	<b>2</b>	<b>26</b>	<b>12</b>	<b>3</b>	<b>118</b>	<b>0</b>	<b>31</b>	<b>349</b>	<b>1</b>	<b>22</b>	<b>616</b>	<b>1</b>

Punting: 111 for 37.8 average • Pass Interceptions: 7 for 165 return yards, one TD • Scoring: 24 TDs, four one-point conversions, three two-point conversions, 154 total points



Jerry Stovall was named the 1962 SEC MVP.



Glenn Dorsey was the 2007 SEC Defensive Player of the Year.

**SEC AWARDS**

**SEC MOST VALUABLE PLAYER**

(Selected annually by The Nashville Banner)

- 1939 Ken Kavanaugh, Sr., E
- 1958 Billy Cannon, HB
- 1959 Billy Cannon, HB
- 1962 Jerry Stovall, HB
- 1977 Charles Alexander, TB
- 1987 Wendell Davis, SE

**SEC MOST VALUABLE PLAYER**

(Selected annually by the Birmingham Quarterback Club)

- 1954 Sid Fournet, OG
- 1957 Jimmy Taylor, FB
- 1958 Billy Cannon, HB
- 1962 Jerry Stovall, HB
- 1976 Terry Robiskie, RB

**SEC PLAYER OF THE YEAR**

(Selected annually by the Atlanta Touchdown Club)

- 1957 Jimmy Taylor, FB
- 1958 Billy Cannon, HB
- 1961 Roy "Moonie" Winston, G
- 1962 Jerry Stovall, HB

**SEC DEFENSIVE MVP**

(Selected annually by the Knoxville News-Sentinel)

- 1985 Michael Brooks, OLB

**SEC DEFENSIVE PLAYER OF THE YEAR**

(Selected annually by the SEC Head Coaches)

- 2003 Chad Lavalais, DT
- 2007 Glenn Dorsey, DT
- 2010 Patrick Peterson, CB
- 2011 Morris Claiborne, DB

**SEC DEFENSIVE PLAYER OF THE YEAR**

(Selected annually by the Associated Press)

- 2007 Glenn Dorsey, DT

**SEC SPECIAL TEAMS PLAYER OF THE YEAR**

(Selected by the SEC Head Coaches)

- 2005 Skyler Green
- 2010 Patrick Peterson

**JACOBS AWARD (OUTSTANDING SEC BLOCKER)**

(Selected annually by the SEC Head Coaches)

- 1936 Bill May, QB/FB
- 1958 J.W. Brodnax, FB/HB
- 1978 Robert Dugas, OT
- 1997 Alan Faneca, OG
- 2009 Ciron Black, OT
- 2014 La'el Collins, OT

**SEC DEFENSIVE LINEMAN OF THE YEAR**

(Selected annually by the Atlanta Touchdown Club)

- 1982 Ramsey Dardar, NG

**SEC SENIOR PLAYER OF THE YEAR**

(Selected annually by the Birmingham Touchdown Club)

- 1987 Wendell Davis, SE

**SEC FRESHMAN OF THE YEAR**

(Selected annually by the Knoxville News-Sentinel)

- 1986 Tommy Hodson, QB
- 1995 Kevin Faulk, TB (Offense), Anthony McFarland, DT (Defense)
- 1996 Mark Roman, FS (Defense)

**SEC ROOKIE OF THE YEAR**

(Selected annually by the Florida Times Union)

- 1986 Tommy Hodson, QB

**SEC COACH OF THE YEAR**

- 1949 Gaynell Tinsley (Nashville Banner)
- 1958 Paul Dietzel (Nashville Banner)
- 1969 Charles McClendon (Nashville Banner)
- 1970 Charles McClendon (Nashville Banner)
- 1984 Bill Arnsperger (Nashville Banner)
- 1986 Bill Arnsperger (Nashville Banner, Birmingham News)
- 2001 Nick Saban (Birmingham News)
- 2003 Nick Saban (Associated Press)
- 2011 Les Miles (Associated Press, SEC Coaches)

**SEC CHAMPIONSHIP GAME MOST VALUABLE PLAYER**

- 2001 Matt Mauck
- 2003 Justin Vincent
- 2007 Ryan Perrilloux
- 2011 Tyrann Mathieu

**SEC SCHOLAR-ATHLETE OF THE YEAR**

- 2005 Rudy Niswanger
- 2017 Danny Etling

## AS SELECTED BY SEC OFFICE

<b>1985</b>	
Oct. 11	QB Jeff Wickersham (Offense) vs. Florida
Oct. 18	LB Michael Brooks (Defense) vs. Kentucky
Nov. 16	LB Michael Brooks (Defense) vs. Mississippi State
Nov. 23	QB Jeff Wickersham (Offense) vs. Notre Dame
	LB Ron Sancho (Defense) vs. Notre Dame
	DE Henry Thomas (Defense) vs. Notre Dame
<b>1986</b>	
Sept. 13	LB Michael Brooks (Defense) vs. Texas A&M
Oct. 4	S Greg Jackson (Defense) vs. Florida
Oct. 11	LB Toby Caston (Defense) vs. Georgia
Oct. 26	WR Wendell Davis (Offense) vs. North Carolina
Nov. 8	S Greg Jackson (Defense) vs. Alabama
Nov. 15	QB Tommy Hodson (Offense) vs. Mississippi State
Nov. 22	QB Tommy Hodson (Offense) vs. Notre Dame
	WR Wendell Davis (Offense) vs. Notre Dame
<b>1987</b>	
Oct. 10	LB Ron Sancho (Defense) vs. Georgia
Oct. 17	QB Tommy Hodson (Offense) vs. Kentucky
Oct. 31	WR Wendell Davis (Offense) vs. Ole Miss
Nov. 21	RB Harvey Williams (Offense) vs. Tulane
<b>1988</b>	
Sept. 3	LB Ron Sancho (Defense) vs. Texas A&M
Sept. 27	LSU Team (Defense) vs. Tennessee
Oct. 29	RB Eddie Fuller (Offense) vs. Ole Miss
<b>1989</b>	
Oct. 14	LB Oliver Lawrence (Defense) vs. Auburn
Oct. 28	QB Tommy Hodson (Offense) vs. Tennessee
Nov. 4	QB Tommy Hodson (Offense) vs. Ole Miss
Nov. 25	QB Tommy Hodson (Offense) vs. Tulane
<b>1990</b>	
Sept. 8	LB Mike Hewitt (Defense) vs. Georgia
Sept. 29	WR Todd Kinchen (Offense) vs. Texas A&M
	DB Derriel McCorvey (Defense) vs. Texas A&M
Oct. 20	RB Harvey Williams (Offense) vs. Kentucky
<b>1991</b>	
Sept. 21	LB Ricardo Washington (Defense) vs. Vanderbilt
Nov. 16	WR Todd Kinchen (Offense) vs. Mississippi State
<b>1992</b>	
	None
<b>1993</b>	
Nov. 6	DB Ivory Hilliard (Defense) vs. Alabama
<b>1994</b>	
	None
<b>1995</b>	
Nov. 11	RB Kevin Faulk (Offense) vs. Ole Miss
Nov. 18	DE Gabe Northern (Defense) vs. Arkansas
<b>1996</b>	
Sept. 7	RB Kevin Faulk (Offense) vs. Houston
Nov. 30	RB Kevin Faulk (Offense) vs. Arkansas
<b>1997</b>	
Oct. 11	CB Cedric Donaldson (Defense) vs. Florida
Nov. 8	DT Chuck Wiley (Defense) vs. Alabama
<b>1998</b>	
Sept. 19	QB Herb Tyler (Offense) vs. Auburn
Oct. 24	RB Kevin Faulk (Offense) vs. Mississippi State
<b>1999</b>	
Nov. 27	QB Rohan Davey (Offense) vs. Arkansas
<b>2000</b>	
Sept. 30	QB Rohan Davey (Offense) vs. Tennessee
Oct. 21	RB LaBrandon Toefield (Offense) vs. Mississippi St.
Nov. 2	QB Josh Booty (Offense) vs. Alabama
<b>2001</b>	
Oct. 20	LB Trev Faulk (Defense) vs. Mississippi State
Nov. 3	WR Josh Reed (Offense) vs. Alabama
Nov. 24	RB LaBrandon Toefield (Offense) vs. Arkansas
Dec. 1	DE Jarvis Green (Defense) vs. Auburn
<b>2002</b>	
Sept. 14	PK John Corbello (Special Teams) vs. Miami (Ohio)
Oct. 12	CB Corey Webster (Defense) vs. Florida
Oct. 19	CB Demetrius Hookfin (Defense) vs. South Carolina
Nov. 9	WR Wenderson (Defense) vs. Kentucky
Nov. 23	QB Marcus Randall (Offense) vs. Ole Miss
<b>2003</b>	
Sept. 20	CB Corey Webster (Defense) vs. Georgia
Oct. 25	DT Chad Lavalais (Defense) vs. Auburn
Nov. 22	DT Chad Lavalais (Defense) vs. Ole Miss
Nov. 28	QB Matt Mauck (Offense) vs. Arkansas
<b>2004</b>	
Sept. 25	CB Corey Webster (Defense) vs. Mississippi State
Oct. 9	QB Marcus Randall (Offense) vs. Florida
Oct. 30	DT Claude Wroten (Defensive Lineman) vs. Vanderbilt
Nov. 13	DE Marcus Spears (Defensive Lineman) vs. Alabama
Nov. 20	RB Alley Broussard (Offense) vs. Ole Miss
Nov. 26	DE Marcus Spears (Defensive Lineman) vs. Arkansas
	PK Chris Jackson (Special Teams) vs. Arkansas




Joe Burrow was named SEC Offensive Player of the Week twice during the 2018 season.

<b>2005</b>	
Sept. 10	DT Claude Wroten (Defensive Lineman) vs. Arizona St.
Oct. 1	WR Skyler Green (Special Teams) vs. Mississippi State
Oct. 8	QB JaMarcus Russell (Offense) vs. Vanderbilt
Oct. 15	LB Ali Highsmith (Defense) vs. Florida
Oct. 22	DT Claude Wroten (Defensive Lineman) vs. Auburn
Nov. 12	DT Kyle Williams (Defense) vs. Alabama
Nov. 19	PK Chris Jackson (Special Teams) vs. Ole Miss
Nov. 25	DE Melvin Oliver (Defensive Lineman) vs. Arkansas
<b>2006</b>	
Sept. 9	DT Glenn Dorsey (Defensive Lineman) vs. Arizona
Sept. 16	DT Glenn Dorsey (Defensive Lineman) vs. Auburn
Sept. 23	DE Chase Pittman (Defensive Lineman) vs. Tulane
Sept. 30	QB JaMarcus Russell (Offense) vs. Mississippi State
Oct. 14	QB JaMarcus Russell (Offense) vs. Kentucky
Oct. 21	WR Dwayne Bowe (Offense) vs. Fresno State
Nov. 4	QB JaMarcus Russell (Offense) vs. Tennessee
Nov. 11	DE Tyson Jackson (Defensive Lineman) vs. Alabama
Nov. 24	RS Trindon Holliday (Special Teams) vs. Arkansas
<b>2007</b>	
Sept. 8	DE Kirston Pittman (Defensive Lineman) vs. Virginia Tech
Sept. 22	DT Glenn Dorsey (Defensive Lineman) vs. South Carolina
Oct. 6	RB Jacob Hester (Offense) vs. Florida
Oct. 20	QB Matt Flynn (Offense) vs. Auburn
Nov. 3	DT Glenn Dorsey (Defense) vs. Alabama
Nov. 17	S Craig Steltz (Defense) vs. Ole Miss
	RS Trindon Holliday (Special Teams) vs. Ole Miss
<b>2008</b>	
Sept. 13	RS Trindon Holliday (Special Teams) vs. North Texas
Sept. 20	RB Charles Scott (Offense) vs. Auburn
Sept. 27	QB Jarrett Lee (Freshman) vs. Mississippi State
Oct. 18	DE Tyson Jackson (Def. Lineman) vs. South Carolina
<b>2009</b>	
Sept. 14	DE Rahim Alem (Defense) vs. Vanderbilt
Sept. 28	S Chad Jones (Special Teams) vs. Mississippi State
Oct. 5	RB Charles Scott (Offense) vs. Georgia
Oct. 26	LB Harry Coleman (Defense) vs. Auburn
Nov. 30	PK Josh Jasper (Special Teams) vs. Arkansas
<b>2010</b>	
Sept. 4	CB Patrick Peterson (Special Teams) vs. North Carolina
Sept. 11	DT Drake Nevis (Defensive Lineman) vs. Vanderbilt
Sept. 18	DT Drake Nevis (Defensive Lineman) vs. Mississippi St.
	PK Josh Jasper (Special Teams) vs. Mississippi St.
Sept. 25	CB Patrick Peterson (Special Teams) vs. West Virginia
Oct. 2	RB Stevan Ridley (Offense) vs. Tennessee
Oct. 9	DT Drake Nevis (Defensive Lineman) vs. Florida
Nov. 6	LB Kelvin Sheppard (Defense) vs. Alabama
Nov. 13	DT Drake Nevis (Defensive Lineman) vs. Alabama
Nov. 20	QB Jordan Jefferson (Offense) vs. Ole Miss
	PK Josh Jasper (Special Teams) vs. Ole Miss
<b>2011</b>	
Sept. 3	DB Tyrann Mathieu (Defense) vs. Oregon
Sept. 15	WR Odell Beckham Jr. (Freshman) vs. Mississippi State
	DT Bennie Logan (Defensive Lineman) vs. Mississippi St.
	PK Brad Wing (Special Teams) vs. West Virginia
Sept. 24	P Sam Montgomery (Defensive Lineman) vs. Kentucky
Oct. 1	DE Will Blackwell (Offensive Lineman) vs. Florida
Oct. 8	DE Chris Faulk (Offensive Lineman) vs. Tennessee
Oct. 15	DT Barkevious Mingo (Defensive Lineman) vs. Auburn
Oct. 22	DE Brad Wing (Special Teams) vs. Auburn
Nov. 5	S Eric Reid (Defense) vs. Alabama
	CB Sam Montgomery (Defensive Lineman) vs. Alabama
Nov. 19	CB Ron Brooks (Defense) vs. Ole Miss
	DE Will Blackwell (Offensive Lineman) vs. Ole Miss
Nov. 25	DB Tyrann Mathieu (Defense) vs. Arkansas
	RB Kenny Hilliard (Freshman) vs. Arkansas

<b>2012</b>	
Sept. 8	DE S Sam Montgomery (Def. Lineman) vs. Washington
	Jalen Mills (Freshman) vs. Washington
Sept. 22	DE Sam Montgomery (Defense) vs. Auburn
Oct. 6	LB Kevin Minter (Defense) vs. Florida
Oct. 13	DE Sam Montgomery (Def. Lineman) vs. S. Carolina
	RB Jeremy Hill (Freshman) vs. South Carolina
Oct. 20	LB Kevin Minter (Defense) vs. Texas A&M
Nov. 10	S Craig Loston (Defense) vs. Mississippi State
Nov. 17	WR Odell Beckham Jr. (Special Teams) vs. Ole Miss
	C P.J. Lonergan (Offensive Lineman) vs. Ole Miss
<b>2013</b>	
Aug. 31	OT La'el Collins (Offensive Lineman) vs. TCU
Sept. 7	WR Odell Beckham Jr. (Special Teams) vs. UAB
Sept. 14	DT Ego Ferguson (Defense) vs. Kent State
Sept. 21	RB Jeremy Hill (Offense) vs. Auburn
Oct. 5	QB Zach Mettenberger (Offense) vs. Mississippi State
Oct. 12	DE Danielle Hunter (Defensive Lineman) vs. Florida
Nov. 23	RB Terrence Magee (Offense) vs. Texas A&M
<b>2014</b>	
Sept. 27	QB Brandon Harris (Freshman) vs. New Mexico State
Oct. 11	OG Vadal Alexander (Offensive Lineman) vs. Florida
	RB Leonard Fournette (Freshman) vs. Florida
Oct. 25	RB Leonard Fournette (Freshman) vs. Ole Miss
	LB Kendall Beckwith (Defense) vs. Ole Miss
Nov. 27	RB Leonard Fournette (Freshman) vs. Texas A&M
<b>2015</b>	
Sept. 12	RB Leonard Fournette (Offense) vs. Mississippi State
	C Ethan Pocic (Offensive Lineman) vs. Mississippi St.
Sept. 19	RB Leonard Fournette (Offense) vs. Auburn
	OT Vadal Alexander (Offensive Lineman) vs. Auburn
Sept. 26	RB Leonard Fournette (Offense) vs. Syracuse
Oct. 10	CB Ethan Pocic (Offensive Lineman) vs. South Carolina
	RB Derrius Guice (Freshman) vs. South Carolina
Oct. 17	OT Vadal Alexander (Offensive Lineman) vs. Florida
	DE Lewis Neal (Defense) vs. Florida
Nov. 28	LB Deion Jones (Defense) vs. Texas A&M
	DE Arden Key (Freshman) vs. Texas A&M
<b>2016</b>	
Sept. 10	DB Tre'Davious White (Special Teams) vs. Jacksonville St.
Sept. 17	DE Arden Key (Defensive Lineman) vs. Miss. St.
	P Josh Groden (Co-Special Teams) vs. Miss. St.
Oct. 1	RB Derrius Guice (Offense) vs. Missouri
	C Ethan Pocic (Offensive Lineman) vs. Missouri
Oct. 22	RB Leonard Fournette (Offense) vs. Ole Miss
	C Ethan Pocic (Offensive Lineman) vs. Ole Miss
Nov. 5	DE Lewis Neal (Defensive Lineman) vs. Alabama
Nov. 12	RB Derrius Guice (Offense) vs. Arkansas
	C Ethan Pocic (Offensive Lineman) vs. Arkansas
Nov. 24	RB Derrius Guice (Offense) vs. Texas A&M
<b>2017</b>	
Aug. 30	OG Garrett Brumfield (Offensive Lineman) vs. BYU
Oct. 7	LB Devin White (Co-Defense) at Florida
Oct. 14	WR/PR DJ Chark (Co-Offense) vs. Auburn
	LB Devin White (Defense) vs. Auburn
Oct. 21	RB Derrius Guice (Offense) at Ole Miss
	PK Connor Culp (Special Teams) at Ole Miss
Nov. 11	LB Devin White (Defense) vs. Arkansas
<b>Nov. 18</b>	<b>P Zach Von Rosenberg (Special Teams) at Tennessee</b>
Nov. 25	LB Devin White (Defense) vs. Texas A&M
<b>2018</b>	
Sept. 3	<b>LB Jacob Phillips (Defense) vs. Miami</b>
	PK Cole Tracy (Special Teams) vs. Miami
Sept. 17	<b>PK Cole Tracy (Special Teams) vs. Auburn</b>
	<b>QB Joe Burrow (Offense) vs. Auburn</b>
Oct. 1	<b>QB Joe Burrow (Offense) vs. Ole Miss</b>
Oct. 15	PK Cole Tracy (Special Teams) vs. Georgia
	LB Devin White (Defense) vs. Georgia
Oct. 22	PK Cole Tracy (Special Teams) vs. Mississippi State
	<b>S Grant Delpit (Defense) vs. Mississippi State</b>
Nov. 26	LB Devin White (Defense) at Texas A&M

LSU has been the home of some of college football's greatest players. A total of 75 LSU players have earned the distinction of first-team All-America in the history of the program. Gaynell Tinsley was the first All-American in school history after earning the recognition as an end in 1935. Tommy Casanova, arguably the most versatile player in school history, is LSU's only three-time first-team All-American.




**JIMMY TAYLOR**  
1957

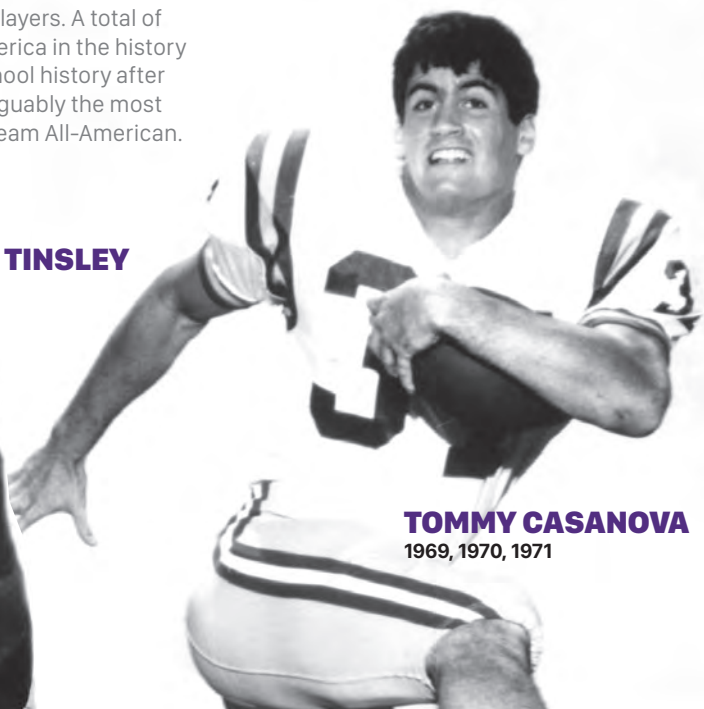
Jimmy Taylor and Billy Cannon were the faces of LSU's successful teams of the 1950s. Taylor, who went on to a legendary pro career with the Green Bay Packers, was the first fullback in LSU history to earn All-America honors. Cannon, now a member of the National Football Foundation College Hall of Fame, was the national player of the year in 1958 and 1959.



**BILLY CANNON**  
1958, 1959



**GAYNELL TINSLEY**  
1935, 1936



**TOMMY CASANOVA**  
1969, 1970, 1971

## FIRST-TEAM ALL-AMERICANS BY POSITION

### QUARTERBACK

Bert Jones, 1972 (c)

### HALFBACK

Billy Cannon, 1958 (u), 1959  
Jerry Stovall, 1962 (u)  
Charles Alexander, 1977 (c), 1978 (c)  
Leonard Fournette, 2015 (c)  
Derrius Guice, 2016

### FULLBACK

Jimmy Taylor, 1957

### WIDE RECEIVER

Eric Martin, 1983  
Wendell Davis, 1986, 1987 (c)  
Josh Reed, 2001 (c)

### TIGHT END

Ken Kavanaugh, Sr., 1939 (c)  
Doug Moreau, 1965  
David LaFleur, 1996

### OFFENSIVE LINEMEN

Fred Miller, 1962  
Billy Truax, 1963  
Remi Prudhomme, 1964  
George Rice, 1965  
Tyler LaFauci, 1973  
Robert Dugas, 1978  
Lance Smith, 1984  
Alan Faneca, 1997 (c)  
Stephen Peterman, 2003  
Herman Johnson, 2008  
Will Blackwell, 2011

### CENTER

Marvin "Moose" Stewart, 1935, 1936  
George Tarasovic, 1951  
Max Fugler, 1958  
Nacho Albergamo, 1987 (u)  
Todd McClure, 1998  
Ben Wilkerson, 2004 (c)  
Ethan Pocic, 2016

### END

Gaynell "Gus" Tinsley, 1935 (c), 1936 (u) (both sides)

### TACKLE

Sid Fournet, 1954 (c) (both sides)

### DEFENSIVE LINEMEN

Roy "Moonie" Winston, 1961 (u)  
John Garlington, 1967  
Ronnie Estay, 1971  
Anthony McFarland, 1998  
Chad Lavalais, 2003 (c)  
Marcus Spears, 2004 (c)  
Kyle Williams, 2005  
Claude Wroten, 2005  
Glenn Dorsey, 2006, 2007 (u)  
Drake Nevis, 2010  
Sam Montgomery, 2011

### LINEBACKER

George Bevan, 1969  
Mike Anderson, 1970 (c)  
Warren Capone, 1972, 1973  
Albert Richardson, 1982  
Michael Brooks, 1985  
Bradie James, 2002  
Ali Highsmith, 2007

Kevin Minter, 2012  
Devin White, 2018 (c)

### CORNERBACK

Tommy Casanova, 1969, 1970 (c), 1971 (c)  
Mike Williams, 1974  
James Britt, 1982  
Corey Webster, 2003, 2004  
Patrick Peterson, 2010 (u)  
Morris Claiborne, 2011 (u)  
Tyrann Mathieu, 2011 (c)  
Tre'Davious White, 2016 (c)  
Greedy Williams, 2018 (c)

### SAFETY

Greg Jackson, 1988  
LaRon Landry, 2006 (c)  
Craig Steltz, 2007 (c)  
Eric Reid, 2012 (c)  
Jalen Mills, 2015  
Jamal Adams, 2016  
**Grant Delpit, 2018 (u)**

### PUNTER

Chad Kessler, 1997 (c)  
Brad Wing, 2011

### KICKER

Josh Jasper, 2010 (c)

### RETURN SPECIALIST

Kevin Faulk, 1996  
Skyler Green, 2003, 2005  
Odell Beckham Jr., 2013

(u) = Unanimous  
(c) = Consensus




**JERRY STOVALL**  
1962



**CHARLES ALEXANDER**  
1977, 1978



**WENDELL DAVIS**  
1986, 1987




**BERT JONES**  
1972



**PATRICK PETERSON**

**2010**  
Patrick Peterson began a streak of three cornerback All-Americans from LSU in two seasons.



**MORRIS CLAIBORNE**

**2011**  
Mo Claiborne was selected as a consensus first team All-American.

**ERIC REID**

**2012**  
Eric Reid became the fifth safety in LSU history to be named a first-team All-American.

**GLENN DORSEY**

**2006, 2007**  
Glenn Dorsey was a unanimous All-America selection at defensive tackle during the 2007 national championship season.



**JOSH REED**

**2001**

**FIRST-TEAM ALL-AMERICANS BY YEAR**

- 1935**  
Marvin "Moose" Stewart, center  
Gaynell "Gus" Tinsley, end (c)
- 1936**  
Marvin "Moose" Stewart, center  
Gaynell "Gus" Tinsley, end (u)
- 1939**  
Ken Kavanaugh, Sr., end (c)
- 1951**  
George Tarasovic, center
- 1954**  
Sid Fournet, tackle (c)
- 1957**  
Jimmy Taylor, fullback
- 1958**  
Billy Cannon, halfback (u)  
Max Fugler, center
- 1959**  
Billy Cannon, halfback
- 1961**  
Roy "Moonie" Winston, guard (u)
- 1962**  
Fred Miller, tackle  
Jerry Stovall, halfback (u)
- 1963**  
Billy Truax, end
- 1964**  
Remi Prudhomme, tackle
- 1965**  
Doug Moreau, split end  
George Rice, tackle
- 1967**  
John Garlington, end
- 1969**  
George Bevan, linebacker  
Tommy Casanova, cornerback
- 1970**  
Mike Anderson, linebacker (c)  
Tommy Casanova, cornerback (c)
- 1971**  
Tommy Casanova, cornerback (c)  
Ronnie Estay, tackle
- 1972**  
Warren Capone, linebacker  
Bert Jones, quarterback (c)

- 1973**  
Warren Capone, linebacker  
Tyler LaFauci, guard
- 1974**  
Mike Williams, cornerback
- 1977**  
Charles Alexander, tailback (c)
- 1978**  
Charles Alexander, tailback (c)  
Robert Dugas, offensive tackle
- 1982**  
James Britt, cornerback  
Albert Richardson, linebacker
- 1983**  
Eric Martin, split end
- 1984**  
Lance Smith, offensive tackle
- 1985**  
Michael Brooks, linebacker
- 1986**  
Wendell Davis, split end
- 1987**  
Nacho Albergamo, center (u)  
Wendell Davis, split end (c)
- 1988**  
Greg Jackson, safety
- 1996**  
Kevin Faulk, all-purpose  
David LaFleur, tight end
- 1997**  
Alan Faneca, offensive guard (c)  
Chad Kessler, punter (c)
- 1998**  
Todd McClure, center  
Anthony McFarland, noseguard
- 2001**  
Josh Reed, wide receiver (c)
- 2002**  
Bradie James, linebacker
- 2003**  
Skyler Green, return specialist  
Chad Lavalais, defensive tackle (c)  
Stephen Peterman, offensive guard  
Corey Webster, cornerback

- 2004**  
Marcus Spears, defensive end (c)  
Corey Webster, cornerback  
Ben Wilkerson, center (c)
- 2005**  
Skyler Green, return specialist  
Kyle Williams, defensive tackle  
Claude Wroten, defensive tackle
- 2006**  
Glenn Dorsey, defensive tackle  
LaRon Landry, free safety (c)
- 2007**  
Glenn Dorsey, defensive tackle (u)  
Ali Highsmith, linebacker  
Craig Steltz, safety (C)
- 2008**  
Herman Johnson, offensive guard
- 2010**  
Josh Jasper, placekicker (c)  
Drake Nevis, defensive tackle  
Patrick Peterson, cornerback (U)
- 2011**  
Will Blackwell, offensive guard  
Morris Claiborne, cornerback (u)  
Tyrann Mathieu, cornerback (c)  
Sam Montgomery, defensive end  
Brad Wing, punter
- 2012**  
Kevin Minter, linebacker  
Eric Reid, safety (c)
- 2013**  
Odell Beckham Jr., return specialist
- 2015**  
Leonard Fournette, running back (c)  
Jalen Mills, safety
- 2016**  
Jamal Adams, safety  
Derrius Guice, running back  
Ethan Pocic, center  
Tre'Davious White, cornerback (c)
- 2018**  
Grant Delpit, safety (u)  
Devin White, linebacker (c)  
Greedy Williams, cornerback (c)

(u) = Unanimous  
(c) = Consensus



**KEVIN FAULK**

**1996**  
Wendell Davis, Kevin Faulk and Josh Reed all impacted the SEC record books during their careers. Reed holds the league record for single-season receiving yards per game (145.0), while Davis ranks sixth in SEC annals in that category (113.1). Faulk remains the SEC's all-time leader in career all-purpose yards (6,833).



In 2011, Tyrann Mathieu and Morris Claiborne became the first cornerback tandem from the same team to earn Associated Press All-America honors in the same season.

## FIRST-TEAM ALL-AMERICANS

## A

Jamal Adams, safety, 2016  
 Nacho Albergamo, center, 1987  
 Charles Alexander, tailback, 1977, 1978  
 Mike Anderson, linebacker, 1970

## B

Odell Beckham Jr., return specialist, 2013  
 George Bevan, linebacker, 1969  
 Will Blackwell, offensive guard, 2011  
 James Britt, cornerback, 1982  
 Michael Brooks, linebacker, 1985

## C

Billy Cannon, halfback, 1958, 1959  
 Warren Capone, linebacker, 1972, 1973  
 Tommy Casanova, safety, 1969, 1970, 1971  
 Morris Claiborne, cornerback, 2011

## D

Wendell Davis, split end, 1986, 1987  
 Grant Delpit, safety, 2018  
 Glenn Dorsey, defensive tackle, 2006, 2007  
 Robert Dugas, offensive tackle, 1978

## E

Ronnie Estay, tackle, 1971

## F

Alan Faneca, offensive guard, 1997  
 Kevin Faulk, all-purpose, 1996  
 Sid Fournet, tackle, 1954  
 Leonard Fournette, running back, 2015  
 Max Fugler, center, 1958

## G

John Garlington, end, 1967  
 Skyler Green, return specialist, 2003, 2005  
 Derrius Guice, running back, 2016

## H

Ali Highsmith, linebacker, 2007

## J

Greg Jackson, safety, 1988  
 Bradie James, linebacker, 2002  
 Josh Jasper, place kicker, 2010  
 Herman Johnson, offensive guard, 2008  
 Bert Jones, quarterback, 1972

## K

Ken Kavanaugh Sr., end, 1939  
 Chad Kessler, punter, 1997

## L

Tyler LaFauci, guard, 1973  
 David LaFleur, tight end, 1996  
 LaRon Landry, safety, 2006  
 Chad Lavalais, defensive tackle, 2003

## M

Eric Martin, split end, 1983  
 Tyrann Mathieu, cornerback, 2011  
 Todd McClure, center, 1998  
 Anthony McFarland, noseguard, 1998  
 Fred Miller, tackle, 1962  
 Jalen Mills, safety, 2015  
 Kevin Minter, linebacker, 2012  
 Sam Montgomery, defensive end, 2011  
 Doug Moreau, end, 1965

## N

Drake Nevis, defensive tackle, 2010

## P

Stephen Peterman, guard, 2003  
 Patrick Peterson, cornerback, 2010  
 Ethan Pocic, center, 2016  
 Remi Prudhomme, tackle, 1964

## R

Josh Reed, wide receiver, 2001  
 Eric Reid, safety, 2012  
 George Rice, tackle, 1965  
 Albert Richardson, linebacker, 1982

## S

Lance Smith, offensive tackle, 1984  
 Marcus Spears, defensive end, 2004  
 Craig Steltz, safety, 2007  
 Marvin "Moose" Stewart, center, 1935, 1936  
 Jerry Stovall, halfback, 1962

## T

George Tarasovic, center, 1951  
 Jimmy Taylor, fullback, 1957  
 Gaynell "Gus" Tinsley, end, 1935, 1936  
 Billy Truax, end, 1963

## W

Corey Webster, cornerback, 2003, 2004  
 Devin White, linebacker, 2018  
 Tre'Davious White, cornerback, 2016  
 Ben Wilkerson, center, 2004  
 Greedy Williams, cornerback, 2018  
 Kyle Williams, defensive tackle, 2005  
 Mike Williams, cornerback, 1974  
 Brad Wing, punter, 2011  
 Roy "Moonie" Winston, guard, 1961  
 Claude Wroten, defensive tackle, 2005



## Ken Kavanaugh, Sr.

End - 1939

Associated Press

A standout receiver for the Tigers from 1937-39, Ken Kavanaugh, Sr., was selected as an All-American by the Associated Press and finished seventh in the Heisman balloting during his senior season. A two-time AP first-team All-SEC selection (1938-39), Kavanaugh was known for scoring all four touchdowns in the Tigers' 28-7 victory over Holy Cross in 1939. He went on to an outstanding professional career with the New York Giants, where he continued with the organization as a scout after his playing career. A superb athlete, Kavanaugh also enjoyed a brief stint in baseball's professional ranks after lettering on the diamond at LSU. His son, Ken, Jr., lettered at LSU from 1969-71 as a receiver on the football team.



## George Tarasovic

Center - 1951

National Editorial Alliance

George Tarasovic was a junior college transfer who, although playing and lettering only one year at LSU, was named both an All-America and All-SEC selection that season. An all-around athlete in high school, Tarasovic's college career was abbreviated because of military service during the Korean War. However, after returning from the service Tarasovic resumed his playing career at the professional level where he saw over a dozen years of action in the NFL and AFL.



## Sid Fournet

Tackle - 1954

Associated Press, UPI, Look, Football Writers Association of America, National Editorial Alliance, Williamson, INS

An extremely durable performer, Sid Fournet played guard and tackle on both sides of the ball. Earning All-America distinction in 1954, Fournet was credited with seeing action in 83 percent of the Tigers' total plays that season. Also a two-time first-team All-SEC selection, he was honored by both AP and UPI in 1953 and 1954.



## Jimmy Taylor

Fullback - 1957

Football Writers Association of America-Look

Viewed as one of the most complete football players to have ever played the game, Jimmy Taylor was named a All-American by the Football Writers Association of America-Look in 1957. Voted the MVP of the 1958 Senior Bowl, he went on to a legendary pro career with the Green Bay Packers (1958-66) and New Orleans Saints (1967) and was later inducted into the Pro Football Hall of Fame in 1976. Taylor is also a member of the Louisiana Sports Hall of Fame and the LSU Athletics Hall of Fame.



## Billy Cannon

Halfback - 1958, 1959

1959 Heisman Trophy, Associated Press (1958-59), UPI (1958-59), National Editorial Alliance (1958-59), Central Press (1958-59), American Football Coaches Association (1958-59), The Sporting News (1958-59), Football Writers Association of America-Look (1958-59), New York Daily News (1958-59), NBC (1958-59), Time (1958), Leahy (1958), Hearst (1959).

The greatest football player ever to don the Purple and Gold, Billy Cannon was awarded the Heisman Trophy in 1959. He was given virtually every honor that could be bestowed on an individual, including All-America accolades in 1958 and 1959. Cannon was considered almost as valuable on defense as he was on offense. His 89-yard punt return in 1959 against Ole Miss has become a gridiron legend, but few remember that he and Warren Rabb stuffed Ole Miss at the goal line of a fourth and inches to preserve the dramatic 7-3 victory. A three-year letterwinner for the Tigers (1957-59), he was also a two-time first-team All-SEC selection (1958-59).



## Max Fugler

Center - 1958

Football Writers Association of America-Look, NBC

A bulwark for the White Team, Max Fugler was instrumental in the Tigers' 1958 national championship run. Named an All-American by the Football Writers Association of America-Look and NBC that same year, he was heralded as an outstanding blocker on offense and incomparable down lineman on defense. His defensive work was exemplified by the number of goal line and fourth down stands the Tigers had during the glory years of 1958 and 1959. He was also named a first-team All-SEC selection by UPI in 1958.



## Roy (Moonie) Winston

Guard - 1961

Associated Press, UPI, National Editorial Alliance, Central Press, Football Writers Association of America Look, Kodak/American Football Coaches Association, New York Daily News, The Sporting News, Time

A 1961 All-America selection at guard, Roy (Moonie) Winston excelled on defense with a strong initial charge, plus speed and agility. Soft-spoken, Winston was a born leader that was elected by his teammates as the Tigers' team captain in 1961. Winston also earned first-team All-SEC honors from the AP and UPI that same year. In addition, he played on LSU's SEC champion baseball team in the early 1960's before enjoying a brilliant NFL career in Minnesota.



## Gaynell (Gus) Tinsley

End - 1935, 1936

Associated Press

The Tigers' first consensus All-American, Gaynell (Gus) Tinsley was a unanimous selection in both 1935 and 1936. He played both ways as an end and led LSU to two SEC titles and three Sugar Bowl appearances. After earning three letters with the Tigers from 1934-36, he went on to a successful NFL career where he was twice named an All-Pro selection while playing for the Chicago Cardinals. Tinsley later returned to LSU where he served as the Tigers' head coach from 1948-54. During the 1949 season he led LSU to an 8-2-0 season that included wins over the Southern, Southeastern

and Southwest Conference champions and a Sugar Bowl tilt versus Oklahoma. He was a charter member of the LSU Athletics Hall of Fame.



## Marvin (Moose) Stewart

Center - 1935, 1936

Helms Foundation

A three-year letterwinner for the Tigers (1934-36), Marvin (Moose) Stewart was selected to the Helms Foundation All-American team in 1935. Later named an All-SEC selection by the Associated Press in 1936, he helped the Tigers to back-to-back SEC titles in 1935 and 1936. Stewart was a charter member of the LSU Athletics Hall of Fame.



**Fred Miller**

**Tackle - 1962**

**Football Writers Association of America**

A stellar lineman for the great LSU teams of the early 1960s, Fred Miller originally signed with Tulane after finishing at Homer High School, but he found out he was one English credit short, so he was bound for Texas A&M until Paul Dietzel sold his family on LSU. He played alongside Moonie Winston in 1961 and was a blocker for Heisman runner-up Jerry Stovall in 1962. In his three seasons, LSU played in two bowls, the Orange (25-7 over Colorado) and Cotton (13-0 over Texas). He was drafted by the Colts and later earned All-Pro honors. He is a member of LSU's Modern Day Team of the Century.



**Jerry Stovall**

**Halfback - 1962**

**Associated Press, UPI, National Editorial Alliance, Central Press, Football Writers Association of America, Kodak/American Football Coaches Association, New York Daily News, The Sporting News, Time, CBS**

Ironically, Jerry Stovall was the last recruit signed by LSU after he graduated from high school. Once with the Tigers he earned All-America accolades and finished second in the 1962 Heisman Trophy balloting. Also a two-time All-SEC selection, Stovall went on to play nine seasons with the St. Louis Cardinals

before becoming an assistant coach at South Carolina. He later returned to LSU as assistant coach and was named head coach after the tragic death of Bo Rein in 1980. He took LSU to the 1983 Orange Bowl and was named National Coach of the Year by the Walter Camp Football Foundation after the 1982 season.



**Billy Truax**

**End - 1963**

**Football News**

Billy Truax was an excellent blocker, but LSU's offense in that era was geared towards the run and, consequently, his talents as a pass receiver were never exploited. Football News honored him as an All-American in 1963, the same year the UPI recognized him as a first-team all-conference honoree. Truax's son, Chris, was an offensive lineman at LSU from 1988-91.



**Remi Prudhomme**

**Tackle - 1964**

**National Editorial Alliance, New York Daily News, Football News**

A stalwart of the Chinese Bandits, Remi Prudhomme was an unusually strong player. His size and weight made him unique and his aggressive temperament was ideal for the role in which he was cast. Named a 1964 All-American by the National Editorial Alliance, the New York Daily News and the Football News, he also garnered all-conference honors from the UPI. Prudhomme went on to a brilliant pro career with the Buffalo Bills, Kansas City Chiefs and New Orleans Saints.



**Doug Moreau**

**Split End - 1965**

**Football News**

Doug Moreau's pass-catching ability was heralded, but his place kicking had to be recognized. In his junior season, his talented toe was responsible for the first two victories of the year, a 9-6 win over the Texas Aggies and 3-0 victory against Rice. The AP named him a first-team All-SEC pick in 1964 before he earned All-America honors from the Football News in 1965. Moreau went on to play professional ball with the Miami Dolphins, earned a law degree and served as a district judge in Baton Rouge. He currently serves as the color analyst for the LSU Sports Radio Network.



**George Rice**

**Tackle - 1965**

**Time, The Sporting News**

A local lad, George Rice's prowess in high school overlapped three sports: football, basketball and track. Extremely powerful, his specialty in track was the shot put. On the gridiron he was a devastating blocker and tackler who played in three bowl games during his career. Rice was named a first-team All-SEC selection by UPI in 1964 and an All-American by Time and The Sporting News a year later. He participated in the Hula Bowl and went on to a long, successful career in the NFL before returning to LSU as a graduate assistant.



**John Garlington**

**End - 1967**

**Kodak/American Football Coaches Association**

An incredible athlete whose talents typified his play and teamwork, John Garlington had excellent speed and lateral pursuit. Opponents were timid when it came to attacking his side of the defensive line. Even with his size, he was a speed merchant. In the 1966 Rice encounter, Garlington picked off an errant pass and returned it 42 yards for a touchdown. A 1967 Kodak/AFC All-American, he was also a two-time first-team All-SEC selection (1966 and 1967).



**George Bevan**

**Linebacker - 1969**

**Football Writers Association of America-Look, Kodak/American Football Coaches Association**

Possibly the finest all-around linebacker ever to play at LSU, George Bevan's size had absolutely nothing to do with his desire, competitiveness, leadership and commitment. In the first game of his junior year, he injured his Achilles tendon to such an extent that he underwent several surgeries and spent 32 months on crutches. There was little hope he would ever play football again, but by the summer of 1969, his determination had earned him a starting

role. Although Bevan had many notable moments, his blocked extra point against Auburn in the classic 21-20 victory by LSU had to be his crowning achievement. He was named both an All-America and All-SEC (AP and UPI) selection in 1969. Bevan earned his law degree from LSU.



**Tommy Casanova**

**Cornerback - 1969, 1970, 1971**

**Associated Press (1969-70), Kodak/American Football Coaches Association (1969-70), UPI (1971), Central Press (1971), Football Writers Association of America (1971), Walter Camp (1971), Football News (1971), Time (1971)**

Versatility personified might be the best description of the myriad talents of Tommy Casanova. During his three-year LSU career, he played offense and defense, returned punts and kickoffs, and did everything except handle the water cart. A fearless competitor, he led the team by example through

three brilliant seasons and entered immortality as a result of his actions, both on and off the field. A three-time All-American, Casanova is one of just six three-time All-SEC performers in LSU history (1969-70-71). Following his collegiate career, Casanova played several seasons with the Cincinnati Bengals while pursuing his medical degree. He is now is an ophthalmologist in his hometown of Crowley, La.



**Mike Anderson**

**Linebacker - 1970**

**Associated Press, UPI, Central Press, Football Writers Association of America-Look, Kodak/American Football Coaches Association, Football News, Time**

Mike Anderson started every game during his three years as a linebacker at LSU. In fact, he was the second of three straight All-America linebackers produced by the Tigers: George Bevan in 1969; Anderson in 1970; and Warren Capone in 1973. Anderson was noted for one great play -- at Auburn in 1970,

LSU was leading 17-9, the Plainsmen had the ball, fourth and one inch and 6-2, 225-pound fullback Wallace Clark drove for the TD. Anderson met him head-on short of pay dirt and his feat became that of which legends are made. Named an All-American in 1970, he was also recognized as a first-team All-SEC pick by the AP and UPI that same year.



**Ronnie Estay**

**Tackle - 1971**

**Kodak/American Football Coaches Association**

One of the quickest defensive linemen ever to play at LSU, Ronnie Estay, a true Cajun, anchored a defense that allowed the fewest yards in the nation. During his junior year, he tackled both quarterbacks Pat Sullivan of Auburn and Archie Manning of Ole Miss for safeties. In 1971, he was recognized as a Kodak/AFC All-American as well as a first-team All-SEC selection by the AP and UPI.



**Bert Jones**

**Quarterback - 1972**

**UPI, National Editorial Alliance, Kodak/American Football Coaches Association, Time, The Sporting News**

Bert Jones possessed as strong an arm as any quarterback in college history. He finished fourth in the balloting for the 1972 Heisman Trophy, won an SEC title as a sophomore and played in three bowl games while compiling a 26-6-1 career mark. He started only two games prior to the next-to-last game of his junior season, but started every one after that. Jones' most notable feats came against Notre Dame in 1971 (28-8), and Ole Miss in 1972 when, with time

expired, he threw a touchdown pass to Brad Davis for the 17-16 LSU victory. A 1972 All-American and first-team All-SEC selection, he was the first pick in the 1973 NFL Draft by the Baltimore Colts.



**Warren Capone**

**Linebacker - 1972, 1973**

**Football Writers Association of America (1972-73), Kodak/American Football Coaches Association (1973)**

Warren Capone was another in the long line of Baton Rouge natives who starred at LSU. He played in the Sun, Bluebonnet and Orange Bowls during his years as a starting linebacker. For his efforts, he was named an All-American in 1972 and 1973 as well as first-team All-SEC by the AP in 1972 and both the AP and UPI in 1973. Capone played for Birmingham in the World Football League and the Dallas Cowboys in the Super Bowl. He is the past

president of the National "L" Club.



## Tyler LaFauci

Guard - 1973

**Associated Press, National Editorial Alliance, Walter Camp**  
During Tyler LaFauci's three-year career, LSU compiled a 27-8-1 mark and participated in three bowl games: Sun, Bluebonnet and Orange. His lack of height didn't inhibit his determination and competitiveness as he excelled both as a pass blocker and a pulling blocker. A 1973 All-American, he was also a first-team All-SEC pick as voted on by the AP and UPI that year. Also a brilliant student, LaFauci went on to postgraduate work and earned a physical therapist degree, a profession he practices in Baton Rouge.



## Mike Williams

Cornerback - 1974

**Kodak/American Football Coaches Association, The Sporting News, Time**

Feisty, aggressive, determined and unyielding; those were the adjectives that best described the play of Mike Williams. Named Sports Illustrated's Back-of-the-Week for his play against Kentucky in 1973, he was also named an All-American by Kodak/AFCA, The Sporting News and Time during the 1974 season.



## Charles Alexander

Tailback - 1977, 1978

**UPI (1977), Kodak/American Football Coaches Association (1977-78), Football Writers Association of America (1977-78), Walter Camp (1977-78), The Sporting News (1978), National Editorial Alliance (1978)**

At the end of a stellar career that included a pair of All-America and All-SEC (AP and UPI) honors, Charles Alexander's name sat atop nine SEC categories, tied for another conference mark and topped 27 LSU records. In two bowl games, he was responsible for 330 yards. Alexander still holds

the school records for most rushes in a game (43), most yards in a season (1686) and most yards gained per game in a season (153.3). He was drafted in the first round by Cincinnati and played in the Super Bowl. Alexander was selected to the College Football Hall of Fame in 2012.



## Robert Dugas

Offensive Tackle - 1978

**Football News**

Suffice it to say, Robert Dugas' academic prowess surpassed his athletic ability, which was considerable. He was a member of the self-named "Root Hogs" which cleared the way for many of Charles Alexander's record setting performances. Dugas was named to the Football News' All-America team in 1978, the CoSIDA Academic All-America Team in 1977 and to All-SEC teams both in 1977 and 1978.



## James Britt

Cornerback - 1982

**National Editorial Alliance**

After three seasons, James Britt appeared ready to blossom. But in the second game of the 1981 season against Notre Dame, he intercepted a pass to set up a field goal, and a few minutes later, a broken arm ended his year. He went on to have an outstanding senior season in 1982 that was capped with All-America honors from the National Editorial Alliance. Britt was a second-round pick by the Atlanta Falcons and played there several years before entering a successful business career in the Georgia capital. Named an Academic All-American by CoSIDA in 1982, he was also a first-team All-SEC pick by the AP in 1982.



## Albert Richardson

Linebacker - 1982

**Football News**

Albert Richardson still holds the LSU records for most tackles in a game (21 vs. South Carolina, 1982) and a career (952) and for 21 years, he also held LSU's single-season record for tackles (150, 1981). Named an All-American by the Football News in 1982, Richardson was also selected as a first-team All-SEC performer by the AP and UPI that same year. His genes fitted him for a role in football as his father, Albert, Sr., was a Baton Rouge High School assistant coach.



## Eric Martin

Split End - 1983

**The Sporting News**

A converted running back, Eric Martin compiled a brilliant record during his four years in varsity competition. At one time he was the school record holder in season (52) and career (105) receptions, yards in a single game (209) and most yards in a season (1,064). As a freshman, he was second in the nation in kickoff returns, a total that included a 100-yarder for a touchdown against Kentucky. A 1983 Sporting News All-American, he was also a two-time first-team All-SEC selection. He was inducted into the Louisiana Sports Hall of Fame in 2006.



## Lance Smith

Offensive Tackle - 1984

**UPI, Kodak/American Football Coaches Association, Football News**

Lance Smith's size and quickness ideally suited him as he was named to the SEC All-Freshman team. Smith matured both physically and emotionally during his first two years in Tigertown and was strong as a bull by the time his junior season came around. He earned All-America honors from UPI, Kodak/AFCA and Football News in 1984, in addition to first-team All-SEC honors from the AP and UPI. Later, a third round choice by Phoenix, Smith quickly earned a starting role with the Cardinals.



## Michael Brooks

Linebacker - 1985

**Associated Press, Scripps-Howard News Service**

Michael Brooks stepped in from the very first game and showed his potential. His impressive play on the field earned him All-America honors as a junior and it was thought he would be a cinch to become one of the few two-time All-Americans in LSU history. But a knee injury in the Florida game sidelined Brooks for the remainder of the season. He was named first-team All-SEC in 1985 by the AP, UPI and SEC Coaches. The Denver Broncos drafted him in the third round.



## Wendell Davis

Split End - 1986, 1987

**Football Writers Association of America (1986-87), The Sporting News (1986-87), Washington Post (1986), College and Pro Football Newsweekly (1986), UPI (1987), Kodak/American Football Coaches Association (1987), Football News (1987), Scripps-Howard News Service (1987)**

One of the most prolific receivers in LSU history, two-time All-American Wendell Davis had 100 or more receiving yards in 12 games during his career. He finished his career with a then SEC record 2,708 yards receiving, a mark that still ranks second in LSU history and 17th in SEC history. Davis also still ranks among the top 15 in the SEC in single season receiving yards (1,244), single season receptions (80) and career receptions (183). He was also named a first-team All-SEC pick by the AP, UPI and SEC Coaches in 1987 and 1988 and was later drafted by the Chicago Bears.



## Nacho Albergamo

Center - 1987

**Associated Press, UPI, Walter Camp, Kodak/American Football Coaches Association, Football Writers Association of America, The Sporting News, Football News, Scripps-Howard News Service**

Nacho Albergamo was LSU's most decorated player in 1987. Along with guard Eric Andolsek, they comprised LSU's "A" team which anchored the fearsome Tiger offensive line that helped pave the way to a school record 4,843 offensive yards. Also a quality student, Albergamo was

named the 1987 Toyota Leader of the Year and was one of 11 recipients of the 1987 National Football Foundation and Hall of Fame Scholar-Athlete awards. He was twice named an Academic All-American by CoSIDA (1986 and 1987). Also a member of Omicron Delta Kappa leadership fraternity, he maintained a near 3.5 GPA in pre-med/zoology and attended LSU Medical School. Albergamo was also named a first-team All-SEC selection by the AP, UPI and SEC Coaches in 1987. He is currently a doctor of internal medicine in Baton Rouge.



## Greg Jackson

Safety - 1988

**Gannett News Service**

Greg Jackson led the nation in interception return yardage in 1988 after tying the NCAA record with a 100-yard return versus Mississippi State and later adding a 71-yard return for a TD against Tulane. Jackson's 219 interception return yards for the season have only ever been exceeded once in SEC history, by Mississippi's Joe Brodsky's 244 yards in 1956. He also returned punts for LSU, taking back 11 for 99 yards in 1988. Named first-team All-SEC by the AP and SEC Coaches, he was later drafted by the New York Giants.



## Kevin Faulk

All-Purpose - 1996

**Associated Press**

LSU's all-time leading rusher and a three-time All-SEC choice, Kevin Faulk led the SEC in all-purpose yards and ranked No. 2 in the league in rushing as a sophomore. Named an AP All-American as an all-purpose player that year, his 246 yards in the season opener against Houston set an LSU single-game record. Faulk was a consensus All-SEC choice in 1996, 1997 and 1998, and the SEC Freshman Offensive Player of the Year in 1995. He led the SEC in rushing during both his junior and senior seasons and also topped the league in scoring as a senior. He was selected by the New England Patriots in the 1999 NFL draft and was a member of their 2002, 2004 and 2005 Super Bowl Champion teams.



**David LaFleur**

**Tight End - 1996**  
**Walter Camp**

An imposing figure who was both a punishing blocker and a fine pass catcher, David LaFleur helped lead a resurgence of LSU football in the 1990s. The Tigers' receptions leader as a senior in 1996, he earned All-America honors from the Walter Camp Foundation that same year and was named All-SEC during both his sophomore and senior seasons. He finished his career with 71 catches for 881 yards and five touchdowns, but he was also instrumental in LSU's place as the top rushing team in the SEC in 1996 because of his blocking abilities.

Following his graduation from LSU, he was chosen in the first round of the NFL draft by the Dallas Cowboys.



**Stephen Peterman**

**Offensive Guard - 2003**  
**Sports Illustrated.com, ESPN.com, The Sporting News**

One of the nation's top offensive linemen as a senior in 2003, Stephen Peterman put the finishing touches on his LSU career by being selected a first-team All-American by three publications - Sports Illustrated.com, ESPN.com and The Sporting News. A three-year starter on the offensive line, Peterman played in 48 games, including 29 starts. In a season that culminated with LSU winning the national title, Peterman allowed only one sack while being whistled for just nine penalties in all of 2003. He was drafted

in the third round by the Dallas Cowboys.



**Alan Faneca**

**Offensive Guard - 1997**  
**Associated Press, Football Writers Association of America, Walter Camp, The Football News, The Sporting News**

A dominating run blocker, Alan Faneca was the first Outland Trophy finalist in LSU history and LSU's first winner of the Jacobs Trophy (given to the best blocker in the SEC) since 1978. Faneca, a 1997 All-America selection, anchored a heralded offensive line that helped pace LSU to SEC rushing titles in 1996 and 1997. Following his junior season, Faneca chose to enter the NFL draft where he was selected in the first round by Pittsburgh and went on to win the

2007 Super Bowl with the Steelers. He retired from the NFL following the 2010 season.



**Chad Lavalais**

**Defensive Tackle - 2003**  
**Walter Camp, Associated Press, Football Writer's Association of America, Sports Illustrated.com, ESPN.com, The Sporting News**

The anchor on the LSU defense in 2003, Chad Lavalais was the driving defensive force behind the Tigers' run to the 2003 BCS National Championship. Lavalais, a finalist for both the Nagurski and Outland Awards, earned first-team All-America honors from six publications, while also being named the SEC's Defensive Player of the Year by the league's coaches.

Lavalais earned National Defensive Player of the Year honors from The Sporting News after leading an LSU defense that ranked first in the country in scoring and total defense. He went on to be drafted in the fifth round by the Atlanta Falcons.



**Chad Kessler**

**Punter - 1997**  
**Associated Press, American Football Coaches Association, The Football News, Walter Camp, The Sporting News**

Chad Kessler became the first player in college football history to average over 50.0 yards per punt for a full season. He was an All-SEC choice his sophomore year and, after an average junior season, he exploded onto the national scene as the country's top punter. An excellent student, he finished his career with a 3.91 GPA and was named a first-team Academic All-American. Kessler signed a free agent contract with Tampa Bay out of LSU and then decided to pursue a career in medicine. He is now a doctor of Otolaryngology in Charlotte, N.C.



**Skyler Green**

**Return Specialist - 2003, 2005**  
**Sports Illustrated.com, ESPN.com (2003), Rivals.com (2005)**

The first punt Skyler Green returned in college resulted in a 62-yard touchdown against Arizona in week two of the 2003 season. By the time Green's career had come to an end, he had set an LSU record by returning four punts for touchdowns on his way to earning first-team All-America honors in both 2003 and 2005. Green led the nation in punt returns as a sophomore in 2003 with an 18.5 average. For his career, Green finished first in LSU history in punts returned for a TD (4) and second in punt return yards (1,064). He was drafted in the fourth round by the Dallas Cowboys.



**Todd McClure**

**Center - 1998**  
**American Football Coaches Association**

An All-American and two-time All-SEC center, Todd McClure also served as LSU's offensive team captain. LSU rolled to a 25-12 record with McClure as the starting center, a role he assumed beginning midway through his freshman year. He played an integral role in LSU's team rushing in 1996 and 1997. McClure was selected by the Atlanta Falcons in the 1999 NFL Draft.



**Corey Webster**

**Cornerback - 2003, 2004**  
**American Football Coaches Association (2003-04), The Sporting News (2004)**

One of the nation's top cover cornerbacks as a junior and senior, Corey Webster became LSU's first two-time first-team All-American since Wendell Davis in 1986-87. Webster capped his career in 2004 by earning first-team All-America honors from the American Football Coaches Association and The Sporting News. As a senior, Webster recorded 33 tackles and two interceptions for the nation's No. 3 rated defense. Originally signed as a wide receiver, Webster played his first season with the Tigers on offense before

making the switch to the secondary prior to his sophomore season. Webster tied an LSU single game record with three interceptions against Florida in 2002 and he holds the school record in passes defended with 49. He was drafted in the second round by the New York Giants and has won two Super Bowl rings.



**Anthony McFarland**

**Noseguard - 1998**  
**Associated Press, The Football News**

One of LSU's most outstanding and colorful linemen in 1998, Anthony McFarland earned All-America honors from the Associated Press and Football News that year. A four-year starter and a defensive co-captain as a senior, he finished his career ranked sixth in LSU history in quarterback sacks with 17. He was a first-team All-SEC pick as a senior, a second-team selection as a sophomore, the Defensive MVP of the 1996 Peach Bowl and the 1995 SEC Freshman Co-Defensive Player of the Year. McFarland was drafted as the 15th overall pick in


the 1999 NFL Draft by Tampa Bay and won two Super Bowl rings - one with the Buccaneers and one with the Indianapolis Colts.



**Marcus Spears**

**Defensive End - 2004**  
**Walter Camp, Associated Press, American Football Coaches Association**

Marcus Spears capped his LSU career in grand fashion, earning first-team All-America honors from the Walter Camp Foundation, the Associated Press and the American Football Coaches Association in 2004. As a senior, Spears led a Tiger defense that ranked No. 3 in the nation with 17 tackles for losses and nine sacks. He also recorded 49 tackles for LSU in 2004 and returned an interception 35 yards for a touchdown. Spears' LSU career concluded with 19 sacks, which ranks fifth in school history, and 34.5 tackles for loss, which ranks seventh at the school. He was the 20th overall pick by the Dallas Cowboys.



**Josh Reed**

**Wide Receiver - 2001**  
**Walter Camp, Associated Press, Football Writer's Association, American Football Coaches Association, The Sporting News, ABC Sports online, Sports Illustrated.com**

Josh Reed re-wrote both the LSU and SEC record books in 2001 as he caught a school-record 94 passes for an SEC-record 1,740 yards on his way to becoming a consensus first-team All-American. Reed led the nation in both receiving yards and yards per game. Reed, who won the Biletnikoff Award as a junior in 2001, wrapped up his career as the SEC's all-time leader in receiving yards. In his final game in an LSU uniform, Reed set Sugar Bowl records with 14 receptions for 239

yards and a pair of touchdowns in the Tigers' 47-34 victory over Illinois. Reed capped his career by setting 17 school, SEC or Sugar Bowl records as a junior. He was drafted by the Buffalo Bills in the second round.



**Ben Wilkerson**

**Center - 2004**  
**American Football Coaches Association, The Sporting News**

A starter at center for the best four-year stretch in school history, Ben Wilkerson capped his career with the Tigers by earning first-team All-America honors in 2004 from both the American Football Coaches Association and The Sporting News. In addition to his All-America honors, Wilkerson was also named the co-recipient of the Rimington Trophy, which is presented annually to the top center in college football. Wilkerson did all of this as a senior

despite having his final season with the Tigers cut short due to a knee injury. In four years with the Tigers, Wilkerson was a mainstay on the offensive line, helping LSU to a 33-8 mark in his 41 career starts at center.



**Bradie James**

**Linebacker - 2002**  
**American Football Coaches Association, The Sporting News, CBS Sportsline**

Bradie James capped his career as one of the most outstanding student-athletes in LSU football history. As a senior in 2002, James earned first-team All-America honors and was named a National Scholar-Athlete by the National Football Foundation. He finished his career ranked second in LSU history with 418 tackles, which included a school-record 154 in 2002. James earned first-team All-SEC honors twice and was also named the Defensive MVP of the 2000 Peach Bowl. He was drafted by the Dallas Cowboys in the fourth round.



### Kyle Williams

**Defensive Tackle - 2005**  
Rivals.com

The anchor on the LSU defensive line as a senior in 2005, Kyle Williams earned first-team All-America honors from Rivals.com. In 2005, Williams recorded 61 tackles, 7.5 tackles for losses and 4.5 sacks. He also had 21 QB hurries and batted down five passes at the line of scrimmage. He was drafted in the fifth round by the Buffalo Bills.



### Claude Wroten

**Defensive Tackle - 2005**  
Collegefootballnews.com

Considered one of the most dominant defensive linemen in college football in 2005, Claude Wroten teamed with fellow defensive tackle Kyle Williams to give LSU a pair of All-America defensive tackles. Wroten capped his senior year with 49 tackles and a team-best 10.5 tackles for loss. He was a third round pick of the St. Louis Rams in the NFL Draft.



### LaRon Landry

**Free Safety - 2006**

**Associated Press, American Football Coaches Association**

Considered one of the best defensive backs in all of college football in 2006, LaRon Landry became LSU's then-highest drafted defensive player in school history when he was selected as the No. 6 overall pick in the 2007 NFL Draft. A four-year starter that capped his career with 48 consecutive starts, Landry was named a first-team All-American and a semifinalist for the Thorpe Award during his senior season. Landry finished his LSU career ranked No. 2 in school history in passes broken up and tied for No. 3 in interceptions with 40 and 12, respectively.



### Glenn Dorsey

**Defensive Tackle - 2006, 2007**

**Associated Press (2006, 2007), American Football Coaches Association (2006, 2007) CBSsportsline.com (2006, 2007), SportsIllustrated.com (2006, 2007), Rivals.com (2006), Walter Camp (2007), ESPN.com (2007), The Sporting News (2007), Football Writers Association of America (2007)**

Glenn Dorsey capped his career as the most decorated defender in school history, earning numerous national awards and All-America honors as both a junior and senior before becoming the highest drafted defensive player

in school history as the fifth pick of the 2008 NFL Draft by the Kansas City Chiefs. A consensus All-American in 2007, Dorsey anchored an LSU defense that rated No. 3 nationally in yards allowed in both 2006 and 2007. Dorsey was also named the winner of the Outland, Nagurski, Lombardi and Lott Awards following his senior season in 2007. Dorsey led the Tigers to the 2007 national title.



### Ali Highsmith

**Linebacker - 2007**  
CBSsportsline.com

A three-year starter, Ali Highsmith earned first-team All-America honors from CBSsportsline.com following his senior season in 2007. Highsmith played a key role for an LSU defense that ranked among the top 10 in the nation in total defense, pass defense and turnovers gained. For the year, Highsmith recorded 101 tackles and 9.0 tackles for loss.



### Craig Steltz

**Safety - 2007**

**Associated Press, Walter Camp, Football Writers Association of America, CBSsportsline.com, SI.com, Rivals.com**

Craig Steltz made the most of his first full season as a starter at safety, earning numerous All-America honors as well as being named one of three finalists for the Thorpe Award in 2007. Steltz tied an LSU record with three interceptions against Mississippi State in 2007. Steltz went on to lead the Tigers with 101 tackles and his six interceptions ranked first in the SEC. He was a fourth-round draft pick of the Chicago Bears.




### Herman Johnson

**Offensive Line - 2008**

**Associated Press**

Herman Johnson capped his career at LSU by being named a first team All-American by the Associated Press following his senior season in 2009. As a senior, Johnson started all 13 games at left guard for the Tigers as he helped anchor an offensive line that blocked for 1,000-yard rusher Charles Scott. Johnson played a total of 889 snaps from scrimmage and finished second on the team with 62 knockdowns.



### Patrick Peterson

**Cornerback - 2010**

**Associated Press (2010), American Football Coaches Association (2010), Football Writers Association of America (2010), Sporting News (2010), Walter Camp (2010), CBSsports.com (2010), SI.com (2010)**

The most decorated defensive back in school history, Patrick Peterson was a consensus All-America as a junior for the Tigers in 2010. Peterson, who also won both the Thorpe and Bednarik Awards, led an LSU defense that ranked among the top 10 nationally in four categories. Peterson was also a special teams standout, earning SEC Player of the Year honors for his return ability. Peterson, who helped the Tigers to an 11-2 overall mark and a Cotton Bowl victory in 2010, was picked fifth overall in the 2011 NFL Draft by the Arizona Cardinals.



### Josh Jasper

**Placekicker - 2010**

**Football Writers Association of America (2010), Sporting News (2010)**

The first consensus All-America placekicker in school history, Josh Jasper led the nation in field goals with 28 as a senior in 2010. Jasper set the LSU single-game record for field goals with five against Mississippi State in 2010 on his way to earning first-team All-SEC honors. Jasper finished his career as the all-time LSU leader in field goal percentage (.839). His 28 field goals in 2010 shattered the LSU single-season record.



### Drake Nevis

**Defensive Tackle - 2010**

**CBSsports.com (2010)**

Drake Nevis continued an LSU defensive line tradition by being named first-team All-America by CBSsports.com after leading the Tigers to an 11-2 mark and a Cotton Bowl victory over Texas A&M. Nevis, a first-team All-SEC pick as a senior, recorded 56 tackles, 13.0 tackles for losses and six sacks for an LSU defense that ranked among the best in the nation. Nevis became the fifth LSU defensive tackle since 2001 to earn first-team All-America honors. He was selected in the third round of the 2011 NFL Draft by the Indianapolis Colts.



### Will Blackwell

**Offensive Guard - 2011**

**ESPN.com, Rivals.com, Sporting News, Yahoo Sports (2011)**

Will Blackwell became the first LSU offensive lineman in four years to earn first team All-America honors, anchoring a line that spearheaded one of the nation's most prolific rushing attacks. Blackwell earned a spot on Sporting News and Yahoo Sports' All-America teams. He made 10 starts at left guard and four at right guard, recording team highs in snaps (833) and knockdowns (112.5).



### Morris Claiborne

**Cornerback - 2011**

**AFCA, Associated Press, College Football News, CBSsports.com, ESPN.com, FWAA, SI.com, Sporting News, Walter Camp, Yahoo Sports (2011)**

For the second year in a row, LSU was the home of the nation's top cornerback as Morris Claiborne claimed the Thorpe Award in 2011. A consensus first-team All-American, Claiborne tallied 51 tackles and six interceptions as a senior while leading the nation in interception return yards with 173. Claiborne also doubled as a return specialist. He finished his career

tied for sixth in LSU career interceptions (11) and second in interception return yards (274). Claiborne was LSU's highest drafted player in 2012, going No. 6 overall to the Dallas Cowboys. It marked the first time since the NFL's merger that a school produced the top defensive back selection in consecutive drafts.




### Tyrann Mathieu

**Cornerback, Return Specialist - 2011**

**Associated Press, College Football News, CBSsports.com, ESPN.com, FWAA, SI.com, Sporting News, Walter Camp, Yahoo Sports (2011)**


An electrifying player with tremendous heart, Tyrann Mathieu became a fan favorite in 2011 with his uncanny ability to make big plays. Mathieu earned first-team All-America honors as both a cornerback and return specialist in helping LSU reach the BCS National Championship Game. The winner of the Bednarik Award as the nation's top defender, Mathieu led the Tigers with 76 tackles to go with six forced fumbles, five fumble recoveries and two interceptions. He also returned punts for touchdowns in wins over Arkansas and Georgia. Mathieu finished fifth in the Heisman Trophy balloting.



**Sam Montgomery**

**Defensive End – 2011**  
**FWAA (2011)**

An intimidating presence at defensive end, Sam Montgomery had a breakout season as a sophomore in 2011. Coming off a knee injury a season prior, Montgomery ranked sixth in the SEC in sacks (9.0) and eighth in tackles for loss (15.0). He finished the year with 49 total tackles and four quarterback hurries. Montgomery was a standout on a run defense that led the SEC in sacks and tackles for loss and ranked in the top 15 nationally in those categories as well. He was drafted in the third round by the Houston Texans following his junior year of 2012.



**Brad Wing**

**Punter – 2011**  
**Associated Press, CBSSports.com, SI.com, Sporting News (2011)**

In his first collegiate season, Brad Wing became just the second first-team All-American punter for LSU and the first since 1997. The Australian native led the SEC in percentage of punts downed inside the 20-yard line as he placed 27-of-59 (46 percent) inside the 20. He allowed only six return yards during the regular season and he boomed the third-longest punt in school history with a 73-yarder at Alabama.



**Kevin Minter**

**Linebacker – 2012**  
**Sports Illustrated (2012)**

In 2012, Kevin Minter delivered one of the best seasons by a linebacker in LSU history. The first-team All-American finished his junior year with 130 tackles, representing the fourth-highest total in program history and 14th nationally. Minter tallied a team-best 15.0 tackles for loss, which ranked ninth in LSU single-season annals. He concluded his career with an LSU bowl game record 19 tackles in the Chick-fil-A Bowl, which ranked eighth in college bowl game history. His 17 solo tackles earlier in the season at Florida shattered an

LSU record and were the most by an NCAA player all season. He was taken in the second round (No. 45) of the 2013 NFL Draft by the Arizona Cardinals.




**Eric Reid**

**Safety – 2012**  
**AFCA, AT&T ESPN, ESPN.com, FWAA, Scout.com (2012)**

Eric Reid – a standout player on and off the field – was recognized by six media outlets as a first-team All-American, becoming the first LSU safety since Craig Steltz (2007) to do so. Reid finished third on the team in tackles in 2012 with 91, and he was the leader of the Tiger secondary that ranked among the nation's best in points allowed and total yards. He concluded his career with 10 tackles and a recovered fumble in the Chick-Fil-A Bowl. Following his junior season, Reid was chosen in the first round of the 2013 NFL Draft by the

San Francisco 49ers with the No. 18 overall pick.



**Odell Beckham Jr.**

**Kick Returner, All-Purpose – 2013**  
**FWAA, CBSSports.com (2013)**

One of the most dynamic players in LSU history, Odell Beckham Jr. established himself as a threat to score every time he touched the football. As a junior in 2013 he shattered the LSU single-season record for most all-purpose yards with 2,315, breaking the previous best of 2,120 by Domanick Davis in 2002. Beckham Jr. recorded 1,152 receiving yards, 845 yards on kickoff returns, 160 punt return yards, 100 yards on a missed field goal return for a touchdown and 58 rushing yards during the 2013 season. He was recognized as a first-team All-America kick returner by the Football Writers


Association of America and a first-team All-America all-purpose player by CBSSports.com. Beckham Jr. was selected with the 12th overall pick in the first round of the 2014 NFL Draft.



**Leonard Fournette**

**Running Back – 2015**  
**Associated Press, CBSSports.com, ESPN.com, FWAA, Walter Camp (2015)**


Leonard Fournette staked his claim as one of the nation's best players with a record-breaking sophomore season in 2015. Fournette led the nation with an LSU single-season record 162.8 yards rushing per game. He also set LSU single-season rushing records with 1,953 yards and 22 touchdowns as he averaged 6.5 yards per carry. Fournette became a consensus All-American when honored by the AP, FWAA and Walter Camp as a first-team running back.



**Jalen Mills**

**Safety – 2015**  
**CBSSports.com (2015)**


A four-year starter in the LSU secondary, Jalen Mills made his mark at both cornerback and safety with 46 career starts during his career, finishing with 216 tackles, 8.0 tackles for loss, six interceptions, 16 pass breakups and 4.0 sacks. Limited by injury in his senior season, Mills still recorded 30 tackles, including a season-best nine at Alabama. He was selected in the seventh round of the 2016 NFL Draft by the Philadelphia Eagles.



**Jamal Adams**

**Defensive back – 2016**  
**Pro Football Focus, CBSSports.com (2016)**

One of the most talented defensive backs in school history, Jamal Adams capped his career at LSU earning first team All-America honors as a junior in 2016 when he helped the Tigers lead the nation by allowing only 16 touchdowns all season. Adams, who started 26 games in his career, was a key member of a LSU defense that ranked in the Top 10 in the nation in yards allowed per game in 2015 and 2016. He wrapped up his career with 209 tackles, 17.5 tackles for loss and five interceptions and was named a permanent Team Captain for the 2016 squad.



**Ethan Pocic**

**Center – 2016**  
**FWAA (2016)**

A three-year starter on the offensive line and a permanent Team Captain for the Tigers in 2016, Ethan Pocic became the first center to earn first team All-America honors for LSU since 2004. Pocic anchored an offensive line in 2016 that helped pave the way for Derrius Guice and Leonard Fournette, each of which broke the LSU single-game rushing record in 2016. Pocic started 37 games during his career and he was named the SEC Offensive Lineman of the Week a school-record five times.



**Tre'Davious White**

**Defensive Back – 2016**  
**Walter Camp, AFCA (2016)**


A finalist for the prestigious Thorpe Award as the nation's top defensive back, Tre'Davious White was one of two first team All-America selections in the secondary for the Tigers in 2016. Wearing No. 18 as both a junior and senior, White started 47 games in his career and registered 167 tackles, 34 pass breakups, and scored four touchdowns for the Tigers. As a senior, White had 34 tackles and was considered the most difficult cornerback in college football to complete a pass against. White was named a permanent Team Captain for the 2016 Tigers and played in the Senior Bowl.



**Derrius Guice**

**Running Back – 2016**  
**Scout.com (2016)**

LSU had a running back earn first team All-America for the second straight year when Derrius Guice picked up the honor in 2016 from Scout.com. Guice, just a sophomore, led the SEC in rushing yards (1,387) and total touchdowns (16) on his way to first team All-America honors. Guice twice went over the 200-yard mark in 2016 and set the LSU record with 285 rushing yards in a win over Texas A&M.



**Grant Delpit**

**Safety – 2018**  
**Walter Camp, AP, FWAA, Sporting News, AFCA (2018)**

As a sophomore in 2018, Grant Delpit solidified his presence among the LSU greats as just the ninth player in school history to earn unanimous All-America honors. Delpit was a finalist for the Nagurski award after finishing the season with 74 tackles, five sacks and five interceptions. He claimed the 2018 Jack Tatum Award from the Columbus Ohio Touchdown Club as the top defensive back in college football.




**Devin White**

**Linebacker – 2018**  
**Walter Camp, AP, Sporting News, AFCA (2018)**

Considered one of the best players in LSU history, Devin White was named a consensus first team All-America following his junior season in 2018. White was LSU's first winner of the Butkus Award as college football's top linebacker in 2018 and the highest drafted linebacker in LSU history when he was selected in the first round by the Tampa Bay Buccaneers with the No. 5 pick. A tremendous leader who was twice named permanent team captain for LSU in 2017 and 2018, White was a complete package for an inside linebacker with great range and instincts and a knack for finding the football.

White finished his career with 286 total tackles, 29.0 tackles for loss and 8.5 sacks while responsible for nine turnovers – four fumble recoveries, four forced fumbles and an interception.



**Greedy Williams**

**Defensive Back – 2018**  
**Walter Camp, Football Writers, AFCA (2018)**

Tremendous cover corner that capped his LSU career as a finalist for the Thorpe Award as the nation's top defensive back. Williams earned first team All-America honors when honored by Walter Camp, Football Writers and American Football Coaches Association. Played in 24 games with 24 starts during his LSU career and led the SEC in interceptions in 2017 with six. Williams finished his career with eight interceptions, 71 tackles and 28 passes defended.

### National Football Foundation Scholar-Athlete Award

In 1959, The National Football Foundation unveiled an entirely new concept in college football -- it's National Scholar-Athlete program. In the history of American sports, this was the first time an organization honored football players, not only for their athletic ability, but also for their academic and civic leadership. The Foundation's National Scholar-Athlete Awards program consists of graduate fellowships that are awarded on an annual basis to a select group of college football players in their senior year of eligibility who have demonstrated outstanding academic success, exemplary community leadership and superior football performance. LSU has had eight players named as a National Football Foundation Scholar-Athlete, including Rudy Niswanger, who claimed the 2005 William V. Campbell Trophy, which goes to college football's most outstanding student-athlete.



**RUDY NISWANGER**  
CENTER, 2005  
WILLIAM V. CAMPBELL TROPHY



**ROBERT DUGAS**  
OFFENSIVE TACKLE, 1978




**JAMES BRITT**  
CORNERBACK, 1982




**NACHO ALBERGAMO**  
CENTER, 1987




**SOL GRAVES**  
QUARTERBACK, 1990



**CHAD KESSLER**  
PUNTER, 1997




**BRADIE JAMES**  
LINEBACKER, 2002



**RODNEY REED**  
OFFENSIVE TACKLE, 2003

### Academic All-Americans

PRESENTED BY:  
College Sports Information  
Directors of America (CoSIDA)




**MICKEY MANGHAM**  
END  
1959 - First Team




**CHARLES "BO" STRANGE**  
CENTER  
1960 - First Team



**BILLY BOOTH**  
TACKLE  
1961 - First Team



**JAY MICHAELSON**  
KICKER  
1971 - First Team



**TOMMY BUTAUD**  
DEFENSIVE TACKLE  
1971 - Second Team



**CHARLES WILLIAMSON**  
TIGHT END  
1972 - Second Team



**TYLER LAFAUCI**  
GUARD  
1973 - First Team



**JOE WINKLER**  
DEFENSIVE BACK  
1973 - First Team



**BRAD DAVIS**  
RUNNING BACK  
1974 - First Team



**JIMMY KNECHT**  
DEFENSIVE BACK  
1974 - Second Team



**ROBERT DUGAS**  
OFFENSIVE TACKLE  
1977 - First Team



**BENJY THIBODEAUX**  
DEFENSIVE TACKLE  
1980 - Second Team



**JAMES BRITT**  
CORNERBACK  
1982 - Second Team



**ALAN RISHER**  
QUARTERBACK  
1982 - Second Team



Matt Mauck is interviewed by Lynn Swann following LSU's 21-14 win over Oklahoma to claim the 2003 BCS National Championship.



**JUAN BETANZOS**  
PLACEKICKER  
1984 - First Team



**NACHO ALBERGAMO**  
CENTER  
1986-87 - Second Team



**MIKE BLANCHARD**  
CENTER  
1994 - First Team  
1993 - Second Team



**CHAD KESSLER**  
PUNTER  
1997 - First Team




**RODNEY REED**  
OFFENSIVE TACKLE  
2001 - Second Team  
2002, 2003 - First Team



**MATT MAUCK**  
QUARTERBACK  
2003 - Second Team



**RUDY NISWANGER**  
OFFENSIVE LINE  
2004, 2005 - First Team



**JOHN DAVID MOORE**  
FULLBACK  
2017 - First Team





**1933**

Jack Torrance, T (Sr.) AP

**1934**

Justin Rukas, T (Jr.) AP  
Abe Mickal, B (Jr.) AP

**1935**

Gaynell Tinsley, E (Jr.) AP  
Jesse Fatherree, B (Sr.) AP  
Bill Crass, B (Jr.) AP

**1936**

Gaynell Tinsley, E (Sr.) AP  
Wardell Leisk, G (Sr.) AP

**1937**

Eddie Gatto, T (Jr.) AP

**1938**

Eddie Gatto, T (Sr.) AP  
Ken Kavanaugh, Sr., E (Jr.) AP

**1939**

Ken Kavanaugh, Sr., E (Sr.) AP  
John Goree, G (Jr.) AP

**1943**

Joe Hartley, T (Jr.) AP  
Steve Van Buren, B (Sr.) AP

**1945**

Felix Trapani, G (Sr.) AP  
Gene Knight, B (Jr.) AP

**1946**

Wren Worley, G (So.) AP

**1947**

Rip Collins, FB (Jr.) AP

**1949**

Allen Hover, G (Jr.) AP  
Sam Lyle, E (Sr.) AP

**1950**

Ken Konz, B (Sr.) AP

**1951**

George Tarasovic, C (Jr.) AP

**1953**

Sid Fournet, T (Jr.) AP,UPI

**1954**

Sid Fournet, T (Sr.) AP,UPI

**1955**

Joe Tuminello, E (Sr.) AP,UPI  
Earl Leggett, T (Jr.) AP,UPI

**1957**

Jimmy Taylor, FB (Sr.) AP,UPI

**1958**

Johnny Robinson, HB (Jr.) AP  
Max Fugler, C (Jr.) UPI  
Billy Cannon, HB (Jr.) AP,UPI  
Warren Rabb, QB (Jr.) AP

**1959**

Billy Cannon, HB (Sr.) AP,UPI

**1961**

Roy Winston, G (Sr.) AP,UPI  
Wendell Harris, HB (Sr.) AP  
Jerry Stovall, HB (Jr.) UPI

**1962**

Jerry Stovall, HB (Sr.) AP,UPI  
Fred Miller, T (Sr.) AP,UPI

**1963**

Billy Truax, E (Sr.) UPI  
Robbie Hucklebridge, G (Sr.) AP

**1964**

Doug Moreau, E (Jr.) AP  
Richard Granier, C (Sr.) AP  
Mike Vincent, LB (Jr.) AP  
Remi Prudhomme, G (Sr.) UPI  
George Rice, T (Jr.) AP

**1965**

Dave McCormick, T (Sr.) AP,UPI

**1966**

John Garlington, DE (Jr.) AP  
George Bevan, LB (So.) AP  
Mike Robichaux, DE (Sr.) UPI

**1967**

John Garlington, DE (Sr.) AP,UPI  
Sammy Grezaffi, DB (Sr.) AP,UPI  
Eddie Ray, FB/P (So.) AP

**1968**

Bill Fortier, T (Sr.) AP,UPI

**1969**

George Bevan, LB (Sr.) AP,UPI  
Eddie Ray, FB/P (Sr.) AP  
Godfrey Zaunbrecher, C (Sr.) UPI  
Tommy Casanova, CB (So.) AP,UPI

**1970**

Tommy Casanova, CB (Jr.) AP,UPI  
Mike Anderson, LB (Sr.) AP,UPI  
John Sage, DT, (Sr.) AP,UPI

**1971**

Tommy Casanova, CB (Sr.) AP,UPI  
Ronnie Estay, DT (Sr.) AP,UPI  
Andy Hamilton, FL (Sr.) AP  
Art Cantrelle, TB (Sr.) AP  
Mike Demarie, OG (Sr.) UPI

**1972**

John Wood, DT (Sr.) AP,UPI  
Bert Jones, QB (Sr.) UPI  
Gerald Keigley, SE (Sr.) UPI  
Warren Capone, LB (Jr.) AP

**1973**

Warren Capone, LB (Sr.) AP,UPI  
Brad Boyd, TE (Jr.) AP  
Tyler LaFauci, OG (Sr.) AP,UPI  
Binks Miciotto, DE (Sr.) AP  
Brad Davis, TB (Jr.) UPI

**1974**

Steve Cassidy, DT (Jr.) AP

**1975**

Steve Cassidy, DT (Sr.) AP,UPI  
Kenny Bordelon, DE (Sr.) AP

**1976**

Terry Robiskie, TB (Sr.) AP,UPI  
A.J. Duhe, DT (Sr.) AP,UPI  
Lew Sibley, DE (Jr.) AP  
Clinton Burrell, CB (Jr.) AP

**1977**

Robert Dugas, OT (Jr.) AP,UPI  
Charles Alexander, TB (Jr.) AP,UPI  
Craig Duhe, G (Sr.) UPI

**1978**

Robert Dugas, OT (Sr.) AP,UPI  
Charles Alexander, TB (Sr.) AP,UPI  
John Adams, DE (Jr.) UPI  
Chris Williams, DB (So.) UPI

**1979**

Lyman White, DE (Jr.) AP  
Willie Teal, DB (Sr.) AP  
John Adams, DE (Sr.) UPI  
Benjy Thibodeaux, T (Jr.) UPI

**1980**

Lyman White, OLB (Sr.) AP,UPI  
Chris Williams, FS (Sr.) AP

**1981**

Malcolm Scott, TE (Jr.) AP

**1982**

James Britt, CB (Sr.) AP  
Ramsey Dardar, NG (Sr.) AP,UPI  
Dalton Hilliard, TB (Fr.) AP  
Albert Richardson, ILB (Sr.) AP,UPI  
Lance Smith, OT (So.) AP

**1983**

Eric Martin, SE (Jr.) AP

**1984**

Lance Smith, OT (Sr.) AP,UPI  
Dalton Hilliard, RB (Jr.) AP,UPI  
Liffort Hobley, FS (Sr.) AP,UPI  
Eric Martin, SE (Sr.) UPI

**1985**

Dalton Hilliard, RB (Sr.) AP,UPI,Coaches  
Michael Brooks, LB (Jr.) AP,UPI,Coaches  
Roland Barbay, DE (Jr.) AP, Coaches  
Norman Jefferson, CB (Jr.) Coaches

**1986**

Wendell Davis, SE (Jr.) AP,UPI,Coaches  
Henry Thomas, NG (Sr.) AP,UPI,Coaches  
Eric Andolsek, OG (Jr.) AP,Coaches  
Tommy Hodson, QB (Fr.) AP,Coaches  
Brian Kinchen, TE (Jr.) Coaches  
Roland Barbay, DE (Sr.) Coaches  
Toby Caston, ILB (Sr.) Coaches  
Karl Wilson, DE (Sr.) AP

**1987**

Wendell Davis, SE (Sr.) AP,UPI,Coaches  
Nacho Albergamo,C(Sr.) AP,UPI,Coaches  
Eric Andolsek, OG (Sr.) AP,UPI,Coaches  
Tommy Hodson, QB (So.) AP,UPI,Coaches  
Chris Carrier, WS (Sr.) Coaches  
Darrell Phillips, NG (Jr.) Coaches  
David Browndyke, P (So.) UPI  
Matt DeFrank, P (Sr.) AP

**1988**

David Browndyke, PK (Jr.) AP,UPI,Coaches  
Eddie Fuller, TB (Jr.) Coaches  
Eric Hill, OLB (Sr.) Coaches  
Tommy Hodson, QB (Jr.) Coaches  
Greg Jackson, WS (Sr.) AP,Coaches  
Tony Moss, FL (Jr.) AP,UPI,Coaches  
Darrell Phillips, NG (Sr.) Coaches  
Ralph Norwood, OT (Sr.) UPI,Coaches  
Ron Sancho, OLB (Sr.) AP



**TOMMY CASANOVA**

**1989**

Tony Moss, FL (Sr.) AP,UPI,Coaches  
 Tommy Hodson, QB (Sr.) UPI  
 David Brown dyke, PK (Sr.) UPI

**1990**

Todd Kinchen, SE (Jr.) AP,Coaches  
 Blake Miller, C (Sr.) Coaches  
 Harvey Williams, TB (Sr.) UPI  
 Marc Boutte, DT (Sr.) UPI

**1991**

Todd Kinchen, SE (Sr.) AP,Coaches  
 Kevin Mawae, OT (So.) AP,Coaches

**1994**

David LaFleur, TE (So.) AP,Coaches  
 Gabe Northern, DE (Jr.) AP,Coaches

**1995**

Chad Kessler, P (So.) AP,Coaches  
 Gabe Northern, DE (Sr.) AP,Coaches

**1996**

Alan Faneca, OG (So.) AP,Coaches  
 Kevin Faulk, TB (So.) AP,Coaches  
 David LaFleur, TE (Sr.) AP,Coaches  
 Chuck Wiley, DT (Jr.) AP

**1997**

Cedric Donaldson, CB (Sr.) Coaches  
 Alan Faneca, OG (Jr.) AP,Coaches  
 Kevin Faulk, TB (Jr.) AP,Coaches  
 Chad Kessler, P (Sr.) AP,Coaches  
 Todd McClure, C (Jr.) Coaches  
 Chuck Wiley, DT (Sr.) AP,Coaches

**1998**

Kevin Faulk, TB (Sr.) AP,Coaches  
 Todd McClure, C (Sr.) AP,Coaches  
 Anthony McFarland, NG (Sr.) AP,Coaches

**2000**

Josh Booty, QB (Jr.) Coaches  
 Josh Reed, WR (So.) AP,Coaches  
 Robert Royal, TE (Jr.) Coaches  
 Louis Williams, C (Sr.) AP

**2001**

Trev Faulk, LB (Jr.) AP,Coaches  
 Bradie James, LB (Jr.) Coaches  
 Josh Reed, WR (Jr.) AP,Coaches  
 LaBrandon Toefield, TB (So.) AP,Coaches

**2002**

Bradie James, LB (Sr.) AP,Coaches  
 Stephen Peterman, OG (Jr.) Coaches  
 Corey Webster, CB (So.) AP,Coaches

**2003**

Michael Clayton, WR (Jr.) AP,Coaches  
 Chad Lavalais, DT (Sr.) AP,Coaches  
 Stephen Peterman, OG (Sr.) AP  
 Marcus Spears, DE (Jr.) AP  
 Corey Webster, CB (Jr.) AP,Coaches

**2004**

Marcus Spears, DT (Sr.) AP,Coaches  
 Lionel Turner, LB (Sr.) Coaches  
 Corey Webster, CB (Sr.) AP  
 Andrew Whitworth, OT (Jr.) Coaches  
 Ben Wilkerson, C (Sr.) AP,Coaches



Will Clapp

**2005**

Skylar Green, RS (Sr.) Coaches  
 LaRon Landry, FS (Jr.) Coaches  
 Andrew Whitworth, OT (Sr.) AP,Coaches  
 Kyle Williams, DT (Sr.) AP  
 Claude Wroten, DT (Sr.) AP,Coaches

**2006**

Dwayne Bowe, WR (Sr.) Coaches  
 Glenn Dorsey, DT (Jr.) AP,Coaches  
 LaRon Landry, FS (Sr.) AP,Coaches  
 JaMarcus Russell, QB (Jr.) AP,Coaches

**2007**

Colt David, PK (Jr.) AP,Coaches  
 Glenn Dorsey, DT (Sr.) AP,Coaches  
 Patrick Fisher, P (Sr.) AP,Coaches  
 Ali Highsmith, LB (Sr.) AP,Coaches  
 Chevis Jackson, CB (Sr.) AP,Coaches  
 Herman Johnson, OG (Jr.) Coaches  
 Craig Steltz, S (Sr.) AP,Coaches

**2008**

Rahim Alem, DE (Jr.) AP  
 Colt David, PK, (Sr.) Coaches  
 Herman Johnson, OG (Sr.) AP,Coaches  
 Brandon LaFell, WR (Jr.) AP  
 Charles Scott, RB (Jr.) Coaches

**2009**

Ciron Black, OT (Sr.) AP,Coaches

**2010**

Josh Jasper, PK (Sr.) AP  
 Drake Nevis, DT (Sr.) AP,Coaches  
 Patrick Peterson, CB (Jr.) AP,Coaches  
 Patrick Peterson, RS (Jr.) Coaches  
 Stevan Ridley, RB (Jr.) Coaches  
 Kelvin Sheppard, LB (Sr.) AP,Coaches

**2011**

Will Blackwell, OG (Sr.) AP,Coaches  
 Morris Claiborne, CB (Jr.) AP,Coaches  
 Alex Hurst, OT (Jr.) Coaches  
 Tyrann Mathieu, CB (So.) AP,Coaches  
 Sam Montgomery, DE (So.) AP,Coaches  
 Rueben Randle, WR (Jr.) Coaches  
 Brad Wing, PK (Fr.) AP

**2012**

Kevin Minter, LB (Jr.) AP,Coaches  
 Sam Montgomery, DE (Jr.) Coaches  
 Eric Reid, S (Jr.) AP,Coaches

**2013**

Odell Beckham Jr., AP (Jr.) AP,Coaches  
 Odell Beckham Jr., RS (Jr.) Coaches  
 Jeremy Hill, RB (So.) AP

**2014**

La'el Collins, OT (Sr.) AP,Coaches

**2015**

Vadal Alexander, OT (Sr.) AP,Coaches  
 Leonard Fournette, TB (So.) AP,Coaches

**2016**

Jamal Adams, S (Jr.) AP  
 Kendall Beckwith, LB (Sr.) Coaches  
 William Clapp, OL (Jr.) Coaches  
 Derrius Guice, RB (So.) AP,Coaches  
 Arden Key, LB/DE (So.) AP  
 Ethan Pocic, C (Sr.) AP,Coaches  
 Tre'Davious White, CB (Sr.) AP,Coaches

**2017**

Will Clapp (C) AP,Coaches  
 Arden Key (LB) AP  
 Devin White (LB) AP,Coaches  
 Greedy Williams (CB) AP

**2018**

Devin White (LB) AP,Coaches  
 Greedy Williams (CB) AP,Coaches  
 Grant Delpit (S) AP,Coaches  
 Cole Tracy (PK) AP,Coaches



<b>1935</b>	Justin Rukas, G (Sr.)	AP
	Abe Mickal, B (Sr.)	AP
<b>1936</b>	Marvin Stewart, C (Sr.)	AP
	Pat Coffee, B (Sr.)	AP
<b>1937</b>	Pinky Rohm, B (Sr.)	AP
<b>1938</b>	J.W. Goree, G (So.)	AP
<b>1941</b>	Bernie Lipkis, C (Sr.)	AP
<b>1943</b>	Charles Webb, E (Jr.)	AP
	Carl Janneck, G (Jr.)	AP
<b>1945</b>	Clyde Lindsey, E (Jr.)	AP
<b>1946</b>	Ed Champagne, T (Sr.)	AP
	Y.A. Tittle, QB (Jr.)	AP
<b>1947</b>	Y.A. Tittle, QB (Sr.)	AP
	Abner Wimberly, E (Jr.)	AP
<b>1948</b>	Abner Wimberly, E (Sr.)	AP
<b>1949</b>	Ray Collins, T (Sr.)	AP
	Zollie Toth, FB (Sr.)	AP

<b>1951</b>	Sid Fournet, T (Fr.)	AP,UPI
	Jim Roshto, B (Sr.)	AP
<b>1953</b>	George Brancato, B (Sr.)	AP
	Joe Tuminello, E (So.)	AP
<b>1954</b>	Joe Tuminello, E (Jr.)	AP
<b>1956</b>	Paul Ziegler, G (Sr.)	AP
<b>1957</b>	Billy Cannon, HB (So.)	AP
<b>1958</b>	Billy Hendrix, E (Sr.)	AP,UPI
	Charles (Bo) Strange, T-C (So.)	AP
<b>1959</b>	Charles (Bo) Strange, T-C (Jr.)	UPI
	Warren Rabb, QB (Sr.)	UPI
	Johnny Robinson, HB (Sr.)	UPI
	Mickey Mangham, E (Jr.)	AP
<b>1960</b>	Charles (Bo) Strange, T-C (Sr.)	AP,UPI
<b>1961</b>	Wendell Harris, B (Sr.)	UPI
	Billy Joe Booth, T (Sr.)	AP
	Monk Guillot, G (Sr.)	AP
	Jerry Stovall, B (Jr.)	AP
<b>1962</b>	Robbie Hucklebridge, G (Jr.)	AP
	Dennis Gaubatz, C (Sr.)	AP

<b>1965</b>	Joe Labruzzo, HB (Sr.)	AP
	George Rice, T (Sr.)	AP
<b>1966</b>	Sammy Grezaffi, DB (Jr.)	AP
<b>1967</b>	Barry Wilson, C (Sr.)	AP
<b>1968</b>	Godfrey Zaunbrecher, C (Jr.)	AP
	Mike Anderson, LB (So.)	AP
	Garry Kent, DB (Sr.)	AP
<b>1969</b>	Mark Lumpkin, PK (Sr.)	AP
<b>1970</b>	Mike Demarie, G (Jr.)	AP
	Art Cantrelle, TB (Jr.)	AP
	Ronnie Estay, DT (Jr.)	AP
	Craig Burns, S (Sr.)	AP
<b>1971</b>	Jay Michaelson, PK (Sr.)	AP
<b>1972</b>	Brad Boyd, TE (So.)	AP
	Mike Williams, DB (So.)	AP
	Rusty Jackson, PK (So.)	AP
	Tyler LaFauci, G (Jr.)	AP
<b>1973</b>	Mike Williams, DB (Jr.)	AP
	Richard Brooks, T (Jr.)	AP
	Bo Harris, LB (Jr.)	AP

<b>1974</b>	Mike Williams, DB (Sr.)	AP
	Brad Davis, TB (Sr.)	AP

<b>1976</b>	Robert Dugas, OT (So.)	AP
	Jon Streete, LB (Sr.)	AP

<b>1977</b>	Carlos Carson, SE (So.)	AP
	John Adams, DE (So.)	AP

<b>1978</b>	Jay Whitley, C (Sr.)	AP
	Lyman White, DE (So.)	AP
	George Atiyeh, DT (So.)	AP
	Willie Teal, DB (Jr.)	AP

<b>1979</b>	John Ed Bradley, C (Sr.)	AP
	John Adams, DE (Sr.)	AP
	George Atiyeh, NG (Jr.)	AP
	Chris Williams, DB (Jr.)	AP

<b>1980</b>	Al Richardson, LB (So.)	AP
-------------	-------------------------	----

<b>1981</b>	Orlando McDaniel, SE (Sr.)	AP
	Al Richardson, LB (Jr.)	AP

<b>1982</b>	Alan Risher, QB (Sr.)	AP
	Malcolm Scott, TE (Sr.)	AP

<b>1983</b>	Liffort Hogley, FS (Jr.)	AP
-------------	--------------------------	----

<b>1984</b>	Eric Martin, SE (Sr.)	AP
	Michael Brooks, LB (So.)	AP
	Shawn Burks, LB (Jr.)	AP
	Jeffery Dale, DB (Sr.)	AP

<b>1985</b>	Curt Gore, OT (Sr.)	AP
	Garry James, TB (Sr.)	AP
	Shawn Burks, LB (Sr.)	AP
	Karl Wilson, DE (Jr.)	AP

<b>1986</b>	Brian Kinchen, TE (Jr.)	AP
	John Hazard, OT (Sr.)	AP
	Roland Barbay, DE (Sr.)	AP
	Toby Caston, ILB (Sr.)	AP

<b>1987</b>	Chris Carrier, WS (Sr.)	AP
	Ron Sancho, OLB (Jr.)	AP
	David Browndyke, PK (So.)	AP
	Brian Kinchen, TE (Sr.)	AP

<b>1988</b>	Eddie Fuller, TB (Jr.)	AP
	Tommy Hodson, QB (Jr.)	AP
	Darrell Phillips, NG (Sr.)	AP
	Ralph Norwood, OT (Sr.)	AP
	Ruffin Rodrigue, OG (Jr.)	AP

<b>1989</b>	Tommy Hodson, QB (Sr.)	AP
	David Browndyke, PK (Sr.)	AP
	Karl Dunbar, DT (Sr.)	AP
	Rene' Bourgeois, P (Sr.)	AP

Y.A. TITTLE

**1990**

Blake Miller, C (Sr.) AP  
 Harvey Williams, TB (Sr.) AP  
 Marc Boutte, DT (Jr.) AP  
 Derriell McCorvey, S (So.) AP  
 Marc Boutte, DT (Sr.) AP

**1991**

Marc Boutte, DT (Sr.) AP

**1992**

Bo Davis, NG (Sr.) AP  
 Kevin Mawae, OT (Jr.) AP,Coaches

**1993**

Harold Bishop, TE (Sr.) Coaches  
 Anthony Marshall, FS (Sr.) AP  
 Kevin Mawae, C (Sr.) AP,Coaches

**1995**

Sheddrick Wilson, FL (Sr.) Coaches  
 Eddie Kennison, SE (Jr.) Coaches  
 Chuck Wiley, DT (So.) AP

**1996**

Ben Bordelon, OT (Sr.) AP,Coaches  
 Anthony McFarland, DT (So.) AP,Coaches

**1997**

Cedric Donaldson, CB (Sr.) AP

**1998**

Mark Roman, FS (Jr.) Coaches

**1999**

Corey Gibbs, P (Sr.) AP

**2000**

Fred Booker, CB (Sr.) Coaches  
 Ryan Clark, FS (Jr.) Coaches  
 Trev Faulk, LB (So.) AP,Coaches  
 Bradie James, LB (So.) Coaches  
 Brandon Winey OL (Sr.) Coaches

**2001**

Jason Baggett, OT (Sr.) Coaches  
 Rohan Davey, QB (Sr.) AP,Coaches  
 Domanick Davis, RS (Jr.) AP  
 Jarvis Green, DE (Sr.) Coaches  
 Damien James, DB (Jr.) AP,Coaches  
 Robert Royal, TE (Sr.) AP

**2002**

Michael Clayton, WR (So.) AP,Coaches  
 John Corbello, PK (Sr.) Coaches  
 Domanick Davis, RS/RB (Sr.) AP, Coaches  
 Demetrius Hookfin, CB (Sr.) AP  
 Donnie Jones, P (Jr.) Coaches  
 Chad Lavalais, DT (Jr.) AP

**2003**

Skyler Green, PR (So.) AP,Coaches  
 Devery Henderson, WR (Sr.) AP,Coaches  
 LaRon Landry, FS (Fr.) AP  
 Matt Mauck, QB (Jr.) AP,Coaches  
 Stephen Peterman, OG (Sr.) Coaches  
 Ben Wilkerson, C (Jr.) AP,Coaches

**2004**

David Jones, TE (Jr.) Coaches  
 LaRon Landry, FS (So.) Coaches  
 Corey Webster, CB (Sr.) Coaches  
 Kyle Williams, DT (Jr.) Coaches  
 Claude Wroten, DT(Jr.) AP,Coaches



**Greedy Williams**

**2005**

Will Arnold, OG (So.) Coaches  
 Skyler Green, RS (Sr.) AP  
 LaRon Landry, FS (Jr.) AP  
 Rudy Niswanger, C (Sr.) AP,Coaches  
 Kyle Williams, DT (Sr.) Coaches

**2006**

Will Arnold, OG (Jr.) AP  
 Dwayne Bowe, WR (Sr.) Coaches  
 Craig Davis, RS (Sr.) Coaches  
 Richard Dickson, TE (Fr.) Coaches  
 Ali Highsmith, LB (Jr.) Coaches  
 Tyson Jackson, DE (So.) Coaches  
 Brian Johnson, OG (Sr.) AP

**2007**

Darry Beckwith, LB (Jr.) Coaches  
 Ciron Black, OT (So.) Coaches  
 Jacob Hester, RB (Sr.) Coaches  
 Herman Johnson, OG (Jr.) AP

**2008**

Darry Beckwith, LB (Sr.) AP  
 Ciron Black, OT (Jr.) AP,Coaches  
 Colt David, PK (Sr.) AP  
 Richard Dickson, TE (Jr.) Coaches  
 Tyson Jackson, DE (Sr.) AP

**2009**

Brandon LaFell, WR (Sr.) AP,Coaches  
 Chad Jones, FS (Jr.) AP,Coaches  
 Patrick Peterson, CB (So.) AP,Coaches

**2010**

Joseph Barksdale, OT (Sr.) AP,Coaches  
 Morris Claiborne, CB (So.) AP,Coaches  
 Josh Jasper, PK (Sr.) Coaches  
 Patrick Peterson, All-Purpose (Jr.) AP  
 Stevan Ridley, RB (Jr.) AP

**2011**

Drew Alleman, PK (Jr.) AP,Coaches  
 Ryan Baker, LB (Sr.) Coaches  
 Michael Brockers, DT (So.) AP  
 Chris Faulk, OT (So.) AP  
 Barkevious Mingo, DE (So.) AP  
 Rueben Randle, WR (Jr.) AP  
 Eric Reid, S (So.) AP  
 Spencer Ware, RB (So.) Coaches  
 Brad Wing, P (Fr.) Coaches

**2012**

Drew Alleman, PK (Sr.) Coaches  
 Bennie Logan, DT (Jr.) AP  
 Craig Loston, S (Jr.) AP  
 Barkevious Mingo, DE (Jr.) AP,Coaches  
 Sam Montgomery, DE (Jr.) AP

**2013**

Lamin Barrow, LB (Sr.) AP,Coaches  
 La'el Collins, OT (Jr.) Coaches  
 Jeremy Hill, RB (So.) Coaches  
 Anthony Johnson, DT, (Jr.) AP,Coaches  
 Jarvis Landry, WR, (Jr.) AP,Coaches  
 Trai Turner, OG, (So.) AP

**2014**

Kwon Alexander, LB (Jr.) Coaches  
 Vadal Alexander, OG (Jr.) Coaches  
 Jamie Keehn, P (Jr.) Coaches  
 Ronald Martin, S (Sr.) AP

**2015**

Jamal Adams, S (So.) AP,Coaches  
 Ethan Pocic, C (Jr.) Coaches  
 Tre'Davious White, CB (Jr.) AP,Coaches

**2016**

Jamal Adams, S (Jr.) Coaches  
 Kendell Beckwith, LB (Sr.) AP  
 Josh Boutte, OL (Jr.) AP  
 Leonard Fournette, RB (Jr.) AP,Coaches  
 Derrius Guice, All-Purpose (So.) Coaches

**2017**

Arden Key, LB/DE (So.) Coaches  
 Ethan Pocic, C (Jr.) Coaches

**2018**

Garrett Brumfield, OL (Jr.) Coaches  
 DJ Chark, RS (Sr.) AP,Coaches  
 Derrius Guice, RB (Jr.) AP,Coaches  
 Donte Jackson, DB (Jr.) Coaches  
 Greedy Williams, CB (Fr.) Coaches

**2019**

Zach Von Rosenberg, P (So.) AP



Devin White poses with NFL Commissioner Roger Goodell after the Tampa Bay Buccaneers selected White in the first round at the 2019 NFL football draft in Nashville, Tenn.



# NFL LSU



## FIRST ROUND PICKS

Alabama	28
Ohio State	23
Florida	17
<b>LSU</b>	<b>17</b>
Southern Cal	16
Florida State	15



## SEC NFL DRAFT PICKS

Alabama	94
<b>LSU</b>	<b>87</b>
Florida	77
Georgia	74
Auburn	52
Arkansas	46
Tennessee	40



## NCAA NFL DRAFT PICKS

Alabama	94
Ohio State	89
<b>LSU</b>	<b>87</b>
USC	86
Florida	77
Georgia	74
Oklahoma	73
Florida State	70
Miami	70
Clemson	67

• Totals since 2006 NFL Draft.

## NFL DRAFT BY THE NUMBERS

**42**

Total NFL First Round picks in LSU history with Devin White becoming the latest in 2019.

**9**

Total LSU players taken in the 2014 Draft, the most of any school.

**12**

Out of the past 16 years that LSU has produced an NFL first-round draft pick.

**8**

Defensive players selected from LSU in 2013, the most defensive players selected from any school within the first five rounds of an NFL Draft.

**2**

No. 1 overall picks in LSU history, including Billy Cannon (1960) and JaMarcus Russell (2007).

**108**

LSU players who have been selected in the NFL Draft since 2000.

**13**

Out of the past 16 years that at least one LSU defensive lineman has been taken in the NFL Draft.

**2**

In 2011 and 2012, LSU produced the first defensive back selected in consecutive drafts, a first by any school since the NFL's merger in 1970.



## DBU

Since 2007, LSU leads the nation in number of defensive backs selected in the NFL Draft with 19. The Tigers have produced a defensive back selection in 11 of the past 13 drafts.

# LSU SUPER BOWL



Brandon LaFell - New England Patriots (Super Bowl XLIX)



Jalen Mills - Philadelphia Eagles (Super Bowl LII)



Donnie Jones - Philadelphia Eagles (Super Bowl LII)

## SUPER BOWL CHAMPIONS

Super Bowl Champion is a phrase that has become synonymous with former LSU football players. A total of 64 former Tigers have played in pro football's ultimate game and 37 have claimed a Super Bowl ring. At least one former LSU player has won a Super Bowl title in 14 out of the past 18 years dating back to 2002. LSU greats Jimmy Taylor of the Green Bay Packers and Johnny Robinson of the Kansas City Chiefs played in the first Super Bowl in 1967. Quarterback Danny Etling, defensive lineman Frank Herron and running back Jeremy Hill were the most recent Tigers to be part of a Super Bowl Championship as all three were members of the New England Patriots squad that beat the Los Angeles Rams in Super Bowl LIII in February of 2019. Kevin Faulk has claimed more Super Bowl rings than any former Tiger in school history with three – all with the New England Patriots.

## SUPER BOWL TIGERS BY THE NUMBERS

**18**

Straight years of having a former player in the Super Bowl, the longest streak in the SEC

**37**

Former Tigers who have won a Super Bowl ring

**3**

Number of Super Bowl rings for retired New England Patriot Kevin Faulk, the most in school history

**8**

Number of former players who have won multiple Super Bowl rings

**41**

Of the 53 Super Bowls played have included at least one former LSU Tiger in the game

[LSUsports.net/superbowl](https://LSUsports.net/superbowl)

## LSU TIGERS IN THE SUPER BOWL

Super Bowl Champion 🏆

Super Bowl I	Jim Taylor (RB)	Green Bay Packers	🏆	Super Bowl XXXVIII	Brian Kinchen (TE)	New England Patriots	🏆
Super Bowl I	Johnny Robinson (S)	Kansas City Chiefs		Super Bowl XXXIX	Eric Alexander (LB)	New England Patriots	🏆
Super Bowl II	Billy Cannon (TE)	Oakland Raiders		Super Bowl XXXIX	Rohan Davey (QB)	New England Patriots	🏆
Super Bowl III	Dennis Gaubatz (LB)	Baltimore Colts		Super Bowl XXXIX	Kevin Faulk (RB)	New England Patriots	🏆
Super Bowl IV	Remi Prudhomme (G-C)	Kansas City Chiefs	🏆	Super Bowl XXXIX	Randall Gay (CB)	New England Patriots	🏆
Super Bowl IV	Johnny Robinson (S)	Kansas City Chiefs	🏆	Super Bowl XXXIX	Jarvis Green (DE)	New England Patriots	🏆
Super Bowl IV	Roy "Moonie" Winston (LB)	Minnesota Vikings		Super Bowl XXXIX	Marquise Hill (DT)	New England Patriots	🏆
Super Bowl V	Fred Miller (DT)	Baltimore Colts	🏆	Super Bowl XL	Alan Faneca (G)	Pittsburgh Steelers	🏆
Super Bowl VI	Billy Truax (TE)	Dallas Cowboys	🏆	Super Bowl XLI	Joseph Addai (RB)	Indianapolis Colts	🏆
Super Bowl VIII	Roy "Moonie" Winston (LB)	Minnesota Vikings		Super Bowl XLI	Anthony McFarland (DT)	Indianapolis Colts	🏆
Super Bowl VIII	Godfrey Zaunbrecher (C)	Minnesota Vikings		Super Bowl XLII	Corey Webster (CB)	New York Giants	🏆
Super Bowl IX	Roy "Moonie" Winston (LB)	Minnesota Vikings		Super Bowl XLIII	Ryan Clark (DB)	Pittsburgh Steelers	🏆
Super Bowl X	Warren Capone (LB)	Dallas Cowboys		Super Bowl XLIII	Early Doucet (WR)	Arizona Cardinals	
Super Bowl XI	Roy "Moonie" Winston (LB)	Minnesota Vikings		Super Bowl XLIII	Ali Highsmith (LB)	Arizona Cardinals	
Super Bowl XVI	Charles Alexander (RB)	Cincinnati Bengals		Super Bowl XLIII	Justin Vincent (RB)	Pittsburgh Steelers	🏆
Super Bowl XVI	Bo Harris (LB)	Cincinnati Bengals		Super Bowl XLIV	Marlon Favorite (DT)	New Orleans Saints	🏆
Super Bowl XVII	A.J. Duhe (LB)	Miami Dolphins		Super Bowl XLIV	Randall Gay (CB)	New Orleans Saints	🏆
Super Bowl XVII	David Woodley (QB)	Miami Dolphins		Super Bowl XLIV	Devery Henderson (WR)	New Orleans Saints	🏆
Super Bowl XIX	A.J. Duhe (LB)	Miami Dolphins		Super Bowl XLV	Matt Flynn (QB)	Green Bay Packers	🏆
Super Bowl XXI	Gene Lang (RB)	Denver Broncos		Super Bowl XLV	Howard Green (DT)	Green Bay Packers	🏆
Super Bowl XXI	Leonard Marshall (DE)	New York Giants	🏆	Super Bowl XLV	Quinn Johnson (FB)	Green Bay Packers	🏆
Super Bowl XXII	Mitch Andrews (TE)	Denver Broncos		Super Bowl XLVI	Michael Clayton (WR)	New York Giants	🏆
Super Bowl XXII	Michael Brooks (LB)	Denver Broncos		Super Bowl XLVI	Corey Webster (CB)	New York Giants	🏆
Super Bowl XXII	Tim Joiner (LB)	Denver Broncos		Super Bowl XLVII	Curtis Taylor (S)	San Francisco 49ers	
Super Bowl XXII	Gene Lang (RB)	Denver Broncos		Super Bowl XLVIII	Trindon Holiday (WR)	Denver Broncos	
Super Bowl XXIV	Michael Brooks (LB)	Denver Broncos		Super Bowl XLVIII	Tharold Simon (CB)	Seattle Seahawks	🏆
Super Bowl XXV	Greg Jackson (SS)	New York Giants	🏆	Super Bowl XLVIII	Spencer Ware (RB)	Seattle Seahawks	🏆
Super Bowl XXV	Leonard Marshall (DE)	New York Giants	🏆	Super Bowl XLIX	Brandon Lafell (WR)	New England Patriots	🏆
Super Bowl XXVI	Eddie Fuller (RB)	Buffalo Bills		Super Bowl XLIX	Stevan Ridley (RB)	New England Patriots	🏆
Super Bowl XXVII	Eddie Fuller (RB)	Buffalo Bills		Super Bowl LI	Tyson Jackson (DE)	Atlanta Falcons	
Super Bowl XXVIII	Eddie Fuller (RB)	Buffalo Bills		Super Bowl LI	Deion Jones (LB)	Atlanta Falcons	
Super Bowl XXXII	Tory James (CB)	Denver Broncos	🏆	Super Bowl LI	Barkevious Mingo (LB)	New England Patriots	🏆
Super Bowl XXXIII	Tory James (CB)	Denver Broncos	🏆	Super Bowl LII	Ricky Jean Francois (DT)	New England Patriots	
Super Bowl XXXIII	Todd Kinchen (WR)	Atlanta Falcons		Super Bowl LII	Donnie Jones (P)	Philadelphia Eagles	🏆
Super Bowl XXXIV	Denard Walker (CB)	Tennessee Titans		Super Bowl LII	Jalen Mills (CB)	Philadelphia Eagles	🏆
Super Bowl XXXVI	Kevin Faulk (RB)	New England Patriots	🏆	Super Bowl LIII	Michael Brockers (DT)	Los Angeles Rams	
Super Bowl XXXVII	Anthony McFarland (DT)	Tampa Bay Buccaneers	🏆	Super Bowl LIII	Danny Etling (QB)	New England Patriots	🏆
Super Bowl XXXVIII	Rohan Davey (QB)	New England Patriots	🏆	Super Bowl LIII	Frank Herron (DT)	New England Patriots	🏆
Super Bowl XXXVIII	Kevin Faulk (RB)	New England Patriots	🏆	Super Bowl LIII	Jeremy Hill (RB)	New England Patriots	🏆
Super Bowl XXXVIII	Jarvis Green (DE)	New England Patriots	🏆	Super Bowl LIII	Andrew Whitworth (OT)	Los Angeles Rams	





	Steelers	2016
Miller, Arnold (DE)	Browns	1999-2000
Miller, Blake (C)	Lions	1992
Miller, Fred (DT)	Colts	1963-72
Miller, Nate (G)	Falcons	1997
Miller, Paul (DE)	Rams	1954-57
	Chiefs	1960-61
	Chargers	1962
Mills, Jalen (CB)	Eagles	2016-18
Mingo, Barkevious (LB)	Browns	2013-15
	Patriots	2016
	Colts	2017
	Seahawks	2018
Minter, Kevin (LB)	Cardinals	2013-16
	Bengals	2017
	Buccaneers	2018
Mixon, Kenny (DE)	Dolphins	1998-2001
	Vikings	2002-04
Montgomery, Bill (B)	Cardinals	1946
Montgomery, Sam (LB)	Texans	2013
Moreau, Doug (TE)	Dolphins	1966-69
Morgan, Mike (LB)	Eagles	1964-67
	Redskins	1968
	Saints	1969-70
Murphy, Richard (RB)	Jaguars	2012
Myles, Jesse (RB)	Broncos	1983-84

### N

Neal, Ed (G)	Bears	1951
Neal, Lewis (DE)	Cowboys	2017
Neck, Tommy (HB)	Bears	1962-63
Nevis, Drake (DT)	Colts	2011-12
	Chargers	2013
	Cowboys	2013
	Jaguars	2013
Niswanger, Rudy (C)	Chiefs	2006-10
Northern, Gabe (DE)	Bills	1996-99
	Vikings	2000
Norwood, Ralph (T)	Falcons	1989
Nunnery, R.B. (DT)	Chiefs	1960

### O

Oliver, Melvin (DE)	49ers	2006
---------------------	-------	------

### P

Peterman, Stephen (G)	Cowboys	2004-05
	Lions	2006-12
Peterson, Patrick (CB/RS)	Cardinals	2011-18
Pocic, Ethan (G/T)	Seahawks	2017-18
Porter, Tracy (WR)	Lions	1981-82
	Colts	1983-84
Price, Marcus (T)	Chargers	1997-99
	Saints	2000-01
	Bills	2002-04
	Cowboys	2005
Prude, Ronnie (DB)	Ravens	2006-07
Prudhomme, Remi (C-G)	Bills	1966-67, 72
	Chiefs	1968-69
	Saints	1971-72

### Q

Quinn, Marcus (DB)	Buccaneers	1987
--------------------	------------	------

### R

Rabb, Warren (QB)	Lions	1960
	Bills	1961-62
Randall, Marcus (LB)	Titans	2005
Randle, Rueben (WR)	Giants	2012-15
Ray, Eddie (RB-P)	Patriots	1970
	Chargers	1971
	Falcons	1972-74
	Bills	1976
Raymond, Corey (S)	Giants	1992-94
	Lions	1995-97
Reed, Joe (B)	Cardinals	1937, 39
Reed, Josh (WR)	Bills	2002-09
Rehage, Steve (S)	Giants	1987
Reid, Eric (S)	49ers	2013-17
	Panthers	2018
Reid, Joe (LB)	Rams	1951
Reynolds, M.C. (QB)	Cardinals	1958-59
	Redskins	1960
	Bills	1961
	Raiders	1962
Rice, George (DT)	Oilers	1966-69
Richards, Bobby (DE)	Eagles	1962-65
	Falcons	1966-67
Richey, Wade (PK)	49ers	1998-2000
	Chargers	2001-02
	Ravens	2003-04
Ridley, Stevan (RB)	Patriots	2011-14
	Jets	2015
	Falcons	2016
	Steelers	2017-18
Riley, Duke (LB)	Falcons	2017-18
Riley, Perry Jr. (LB)	Redskins	2010-15
	Raiders	2016
Risher, Alan (QB)	Buccaneers	1985
	Packers	1987



"That may be the greatest catch I've ever seen. You have to be kidding me! That is impossible. That is absolutely impossible what he just did." - NBC analyst Cris Collinsworth seconds after Odell Beckham's three-finger TD catch.

*Robinson, Johnny (S)	Chiefs	1960-71
Robinson, Rashard (CB)	49ers	2016
	Jets	2017-18
Robiskie, Terry (RB)	Raiders	1977-79
	Dolphins	1980-81
Rogers, Steve (RB)	Saints	1975
	Jets	1976
Roman, Mark (DB)	Bengals	2000-03
	Packers	2004-05
	49ers	2006-09
Royal, Robert (TE)	Redskins	2003-05
	Bills	2006-08
	Browns	2009-10
Rukas, Justin (T)	Brooklyn Dodgers	1936
Russell, JaMarcus (QB)	Raiders	2007-09

### S

Sandifer, Dan (B)	Redskins	1948-49
	Lions	1950
	49ers	1950
	Eagles	1950-51
	Packers	1952-53
	Cardinals	1953
Savoie, Nicky (TE)	Saints	1997
Schroll, Charles (B)	Lions	1950
	Packers	1951
Scott, Malcolm (TE)	Giants	1983
	Saints	1987
Shepard, Russell (WR)	Buccaneers	2013-16
	Panthers	2017
	Giants	2018
Sheppard, Kelvin (LB)	Bills	2011-12
	Colts	2013
	Dolphins	2014-15
	Giants	2016-17
	Lions	2018
Shurtz, Hubert (T)	Steelers	1948
Simon, Tharold (CB)	Seahawks	2014-16
	Cardinals	2016
Smith, Eric (WR)	Bears	1997
Smith, Lance (G)	Cardinals	1985-93
	Giants	1994-96
Smoot, Raymond (G)	Chargers	1993
Spears, Marcus (DE)	Cowboys	2005-12
	Ravens	2013
Steltz, Craig (S)	Bears	2008-13
Stovall, Jerry (DB)	Cardinals	1963-71
Sutton, Mike (DL)	Oilers	1998
Sykes, Gene (DB)	Bills	1963-65
	Broncos	1967

### T

Tarasovic, George (DE)	Steelers	1952-53,
		1956-63
	Eagles	1963-65
	Broncos	1967
Taylor, Brandon (S)	Chargers	2012-13
Taylor, Curtis (S)	49ers	2009-10
*Taylor, Jim (FB)	Packers	1958-66
	Saints	1967
Teal, Willie (CB)	Vikings	1980-86
	Raiders	1987
Thomas, Henry (DT)	Vikings	1987-94

	Lions	1995-96
	Patriots	1997-2000
Thompson, Corey (LB)	Bills	2018
Tinsley, Gaynell (E)	Cardinals	1937-38, 40
Tinsley, Jess (T)	Cardinals	1929-33
*Tittle, Y.A. (QB)	Colts	1950
	49ers	1951-60
	Giants	1961-64
Toefeld, LaBrandon (RB)	Jaguars	2003-07
Toliver II, Kevin (DB)	Bears	2018
Torrance, Jack (T)	Bears	1939-40
Toth, Zollie (RB)	NY Yankees	1950-51
	Colts	1953-54
Truax, Billy (TE)	Rams	1964-70
	Cowboys	1971-73
	Panthers	2014-18

### V

Van Buren, Ebert (RB)	Eagles	1951-53
*Van Buren, Steve (RB)	Eagles	1944-51

### W

Walker, Denard (CB)	Oilers/Titans	1997-00
	Broncos	2000-02
	Vikings	2003-04
	Raiders	2005
Ware, Spencer (FB)	Seahawks	2013
	Chiefs	2015-16, 18
Webster, Corey (CB)	Giants	2005-13
Wesley, Joe (LB)	49ers	1999-2001
White, James (DE)	Browns	1985
White, Lyman (LB)	Falcons	1981-82
White, Tre'Davious	Bills	2017-18
Whitlatch, Blake (LB)	Jets	1978
Whitworth, Andrew (OT)	Bengals	2006-16
	Rams	2017-18

Wiley, Chuck (DT)	Panthers	1999
	Falcons	2000-01
	Vikings	2002-04
Wilkerson, Ben (C)	Bengals	2005-06
	Falcons	2007-08
Williams, Chris (CB)	Bills	1981-83
Williams, Darrel (RB)	Chiefs	2018
Williams, Harvey (RB)	Chiefs	1991-93
	Raiders	1994-98
Williams, Keiland (RB)	Redskins	2010, 2012
	Lions	2011, 2012
	Bills	2006-18
Williams, Kyle (DT)	Panthers	2001-02
Williams, Louis (OL)	Chargers	1975-82
Williams, Mike (CB)	Rams	1983

Williams, Willie (T)	Cardinals	1991
	Saints	1994
Wilson, Karl (DE)	Chargers	1987-88
	Cardinals	1989
	Dolphins	1990, 93
	Rams	1991
	Jets	1992-93
	49ers	1993
	Buccaneers	1994
	Bills	1995
Wilson, Sheddric (WR)	Oilers	1996
Wimberly, Abner (E)	Packers	1950-52

Winey, Brandon (T)	Broncos	2001
	Redskins	2003
	Giants	2004
Wing, Brad (P)	Steelers	2014
	Giants	2015-17
Winston, Roy "Moonie" (LB)	Vikings	1962-76
Woodley, David (QB)	Dolphins	1980-83
	Steelers	1984-85
Woods, Al (NT)	Buccaneers	2010
	Seahawks	2011
	Steelers	2011-13
	Titans	2014-16
	Colts	2017-18
Wright, James (WR)	Bengals	2014-16
Wroten, Claude (DT)	Rams	2006-07

### Y

Young, Rodney (DB)	Giants	1995-98
Youngblood, George (S)	Bears	1969

### Z

Zaunbrecher, Godfrey (C)	Vikings	1971-73
Zinger, Keith (TE)	Falcons	2009

As of June 20, 2019

- \* indicates member of Pro Football Hall of Fame
- Players active for at least one regular season game
- Compiled by Sheldon Mickles, Baton Rouge Advocate
- (Source: NFL media guides and NFL.com)

## TIGERS IN THE AAFC

### ALL-AMERICAN FOOTBALL CONFERENCE

Cason, Jim (HB)	49ers	1948-49
Kingery, Wayne (B)	Baltimore Colts	1949
Land, Fred (T)	49ers	1948
Tittle, Y.A. (QB)	B. Colts	1948-49

- merged with NFL in 1950



# Tigers in the NFL Draft

HISTORY

## 1986

2 29 Garry James, RB Detroit  
2 31 Dalton Hilliard, RB New Orleans  
10 274 Jeff Wickersham, QB Miami

## 1987

3 59 Karl Wilson, DE San Diego  
3 72 Henry Thomas, NT Minnesota  
3 86 Michael Brooks, LB Denver  
6 159 Toby Caston, LB Houston  
7 184 Roland Barbay, DT Seattle  
12 335 Norman Jefferson, DB Green Bay

## 1988

1 27 Wendell Davis, WR Chicago  
3 79 Kevin Guidry, CB Denver  
4 97 Sam Martin, WR-RB New England  
5 111 Eric Andolsek, OG Detroit  
9 245 Rogie Magee, WR Chicago  
12 318 Chris Carrier, S Phoenix Cardinals  
12 320 Brian Kinchen, TE Miami

## 1989

1 10 Eric Hill, LB Phoenix Cardinals  
2 38 Ralph Norwood, OT Atlanta  
3 78 Greg Jackson, DB New York Giants  
4 106 Mike Mayes, DB New Orleans  
7 171 Ron Sancho, LB Kansas City  
9 251 Rudy Harmon, LB San Francisco

## 1990

2 43 Kenny Davidson, DE Pittsburgh  
3 59 Tommy Hodson, QB New England  
4 88 Tony Moss, WR Chicago  
4 100 Eddie Fuller, RB Buffalo  
6 164 Ronnie Haliburton, TE Denver  
8 209 Karl Dunbar, DT Pittsburgh  
9 246 Clint James, DT New York Giants  
9 SUPP Willie Williams, TE Phoenix

## 1991

1 21 Harvey Williams, RB Kansas City  
7 168 Blake Miller, C New England  
11 285 Slip Watkins, WR Detroit

## 1992

3 57 Marc Boutte, DT Los Angeles Rams  
3 60 Todd Kinchen, WR Los Angeles Rams

## 1994

2 36 Kevin Mawae, C Seattle  
3 69 Harold Bishop, TE Tampa Bay

## 1995

3 85 Rodney Young, S New York Giants  
6 172 Marcus Price, OT Jacksonville

## 1996

1 18 Eddie Kennison, WR St. Louis Rams  
2 44 Tory James, CB Denver  
2 53 Gabe Northern, DE Buffalo

## 1997

1 22 David LaFleur, TE Dallas  
3 75 Denard Walker, CB Houston  
6 165 Nicky Savoie, TE New Orleans

## 1998

1 26 Alan Faneca, OL Pittsburgh  
2 49 Kenny Mixon, DL Miami  
3 62 Chuck Wiley, DL Carolina

## 1999

1 15 Anthony McFarland, NG Tampa Bay  
2 46 Kevin Faulk, TB New England  
7 237 Todd McClure, C Atlanta

## 2000

2 34 Mark Roman, DB Cincinnati  
7 252 Rondell Mealey, RB Green Bay

## 2001

6 164 Brandon Winey, OL Miami  
6 172 Josh Booty, QB Seattle  
7 211 Louis Williams, OL Carolina

## 2002

2 36 Josh Reed, WR Buffalo  
4 117 Rohan Davey, QB New England  
4 126 Jarvis Green, DE New England  
5 160 Robert Royal, TE Washington  
6 190 Howard Green, DT Houston

## 2003

4 101 Domanick Davis, RB Houston  
4 103 Bradie James, LB Dallas  
4 132 LaBrandon Toefield, RB Jacksonville  
7 244 Norman LeJeune, DB Philadelphia

## 2004

1 15 Michael Clayton, WR Tampa Bay  
2 50 Devery Henderson, WR New Orleans  
2 63 Marquise Hill, DE New England  
3 83 Stephen Peterman, OG Dallas  
5 142 Chad Lavalais, DT Atlanta  
7 224 Donnie Jones, P Seattle  
7 225 Matt Mauck, QB Denver

## 2005

1 20 Marcus Spears, DE Dallas  
2 43 Corey Webster, CB New York Giants  
4 104 Travis Daniels, CB Miami

## 2006

1 30 Joseph Addai, RB Indianapolis  
2 55 Andrew Whitworth, OT Cincinnati  
3 68 Claude Wroten, DT St. Louis  
4 125 Skyler Green, WR Dallas  
5 134 Kyle Williams, DT Buffalo  
6 197 Melvin Oliver, DE San Francisco  
7 231 Bennie Brazell, WR Cincinnati

## 2007

1 1 JaMarcus Russell, QB Oakland  
1 6 LaRon Landry, FS Washington  
1 23 Dwayne Bowe, WR Kansas City  
1 30 Craig Davis, WR San Diego  
7 213 Chase Pittman, DE Cleveland

## 2008

1 5 Glenn Dorsey, DT Kansas City  
3 68 Chevis Jackson, CB Atlanta  
3 69 Jacob Hester, RB San Diego  
3 81 Early Doucet, WR Arizona  
4 120 Craig Steltz, S Chicago  
7 209 Matt Flynn, QB Green Bay  
7 232 Keith Zinger, TE Carolina

## 2009

1 3 Tyson Jackson, DE Kansas City  
5 145 Quinn Johnson, FB Green Bay  
5 167 Herman Johnson, OG Arizona  
7 219 Curtis Taylor, S San Francisco  
7 224 Demetrius Byrd, WR San Diego  
7 244 Ricky Jean-Francois, DTSan Francisco

## 2010

3 76 Chad Jones, S New York Giants  
3 78 Brandon LaFell, WR Carolina  
4 103 Perry Riley, LB Washington  
4 123 Al Woods, DT New Orleans  
6 197 Trindon Holliday, RS Houston  
6 200 Charles Scott, RB Philadelphia

## 2011

1 5 Patrick Peterson, CB Arizona  
3 68 Kelvin Sheppard, LB Buffalo  
3 73 Stevan Ridley, RB New England  
3 87 Drake Nevis, DT Indianapolis  
3 92 Joseph Barksdale, OT Oakland  
7 205 Lazarus Levingston, DL Seattle

## 2012

1 6 Morris Claiborne, CB Dallas  
1 14 Michael Brockers, DT St. Louis  
2 63 Rueben Randle, WR N. Y. Giants  
3 73 Brandon Taylor, S San Diego  
4 124 Ron Brooks, CB Buffalo

## NFL FIRST-ROUND DRAFT PICKS

YEAR	PLAYER (POSITION)	TEAM	OVERALL PICK
1944	Steve Van Buren (B)	Philadelphia	5th
1948	Y.A. Tittle (QB)	Chicago	6th
1951	Y.A. Tittle (QB)	San Francisco	3rd
	Ebert Van Buren (B)	Philadelphia	7th
	Kenny Konz (B)	Cleveland	14th
1957	Earl Leggett (T)	Chicago	13th
1960	Billy Cannon (B)	Los Angeles	1st
	Johnny Robinson (HB)	Detroit	3rd
1962	Wendell Harris (B)	Baltimore	9th
	Earl Gros (B)	Green Bay	14th
1963	Jerry Stovall (B)	St. Louis	2nd
1966	George Rice (T)	Chicago	12th
1973	Bert Jones (QB)	Baltimore	2nd
1975	Mike Williams (DB)	San Diego	22nd
1977	A.J. Duhe (DT)	Miami	13th
1979	Charles Alexander (RB)	Cincinnati	12th
1988	Wendell Davis (WR)	Chicago	27th
1989	Eric Hill (LB)	Phoenix	10th
1991	Harvey Williams (RB)	Kansas City	21st
1996	Eddie Kennison (WR)	St. Louis	18th
1997	David LaFleur (TE)	Dallas	22nd
1998	Alan Faneca (OL)	Pittsburgh	26th
1999	Anthony McFarland (NG)	Tampa Bay	15th
2004	Michael Clayton (WR)	Tampa Bay	15th
2005	Marcus Spears (DE)	Dallas	20th
2006	Joseph Addai (RB)	Indianapolis	30th
2007	JaMarcus Russell (QB)	Oakland	1st
	LaRon Landry (S)	Washington	6th
	Dwayne Bowe (WR)	Kansas City	23rd
	Craig Davis (WR)	San Diego	30th
2008	Glenn Dorsey (DT)	Kansas City	5th
2009	Tyson Jackson (DE)	Kansas City	3rd
2011	Patrick Peterson (CB)	Arizona	5th
2012	Morris Claiborne (CB)	Dallas	6th
	Michael Brockers (DT)	St. Louis	14th
2013	Barkevious Mingo (DE)	Cleveland	6th
	Eric Reid (S)	San Francisco	18th
2014	Odell Beckham Jr. (WR)	New York Giants	12th
2017	Leonard Fournette (RB)	Jacksonville Jaguars	4th
	Jamal Adams (S)	New York Jets	6th
	Tre'Davious White (CB)	Buffalo Bills	27th
2019	Devin White (LB)	Tampa Bay	5th

## 2013

1 6 Barkevious Mingo, DE Cleveland  
1 18 Eric Reid, S San Francisco  
2 45 Kevin Minter, LB Arizona  
3 67 Bennie Logan, DT Philadelphia  
3 69 Tyrann Mathieu, CB Arizona  
3 95 Sam Montgomery, DE Houston  
5 138 Tharold Simon, CB Seattle  
5 142 Lavar Edwards, DE Tennessee  
6 194 Spencer Ware, RB Seattle

## 2014

1 12 Odell Beckham Jr., WR New York Giants  
2 51 Ego Ferguson, DT Chicago  
2 55 Jeremy Hill, RB Cincinnati  
2 63 Jarvis Landry, WR Miami  
3 92 Trai Turner, OG Carolina  
5 156 Lamin Barrow, LB Denver  
6 178 Zach Mettenberger, QB Tennessee  
6 181 Alfred Blue, RB Houston  
7 239 James Wright, WR Cincinnati

## 2015

2 42 Jalen Collins, DB Atlanta  
3 88 Danielle Hunter, DE Minnesota  
4 124 Kwon Alexander, LB Tampa Bay  
7 235 Kenny Hilliard, RB Houston

## 2016

2 52 Deion Jones, LB Atlanta  
4 123 Jerald Hawkins, OT Pittsburgh  
4 133 Rashard Robinson, CB San Francisco  
7 233 Jalen Mills, FS Philadelphia  
7 234 Vadal Alexander, OG Oakland

## 2017

1 4 Leonard Fournette, RB Jacksonville  
1 6 Jamal Adams, S N.Y. Jets  
1 27 Tre'Davious White, CB Buffalo  
2 58 Ethan Pocic, C Seattle  
3 75 Duke Riley, LB Atlanta  
3 107 Kendall Beckwith, ILB Miami  
5 178 Davon Godchaux, DT Miami  
7 247 Malachi Dupre, WR Green Bay

## 2018

2 55 Donte Jackson, CB Carolina  
2 59 Derrius Guice, RB Washington  
2 61 DJ Chark, WR Jacksonville  
3 87 Arden Key, DE Oakland  
6 194 Russell Gage, WR Atlanta  
7 219 Danny Etling, QB New England  
7 245 Will Clapp, C New Orleans

## 2019

1 5 Devin White, LB Tampa Bay  
2 46 Greedy Williams, CB Cleveland  
4 137 Foster Moreau, TE Oakland

RS - denotes "Redshirt Draft" by the AFL in 1965 and 1966  
SUPP - denotes supplemental pick

# Hall of Fame/Pro Bowl Tigers



Steve Van Buren



Y. A. Tittle



Jimmy Taylor



Johnny Robinson



Kevin Mawae



## PRO FOOTBALL HALL OF FAME

Located in Canton, Ohio. Year indicated is when individual was inducted. > ProFootballHOF.com

- 1965 -- Steve Van Buren, HB (played with the NFL's Philadelphia Eagles)
- 1971 -- Y. A. Tittle, QB (played with the NFL's Baltimore Colts, 1948-51; San Francisco 49ers, 1951-60; New York Giants, 1961-64)
- 1976 -- Jimmy Taylor, FB (played with the NFL's Green Bay Packers, 1958-66; New Orleans Saints, 1967)
- 2019 -- Kevin Mawae, C (played with the Seattle Seahawks, 1994-97; New York Jets, 1998-2005; Tennessee Titans, 2006-09)
- 2019 -- Johnny Robinson, S (played with the Dallas Texans, 1960-62; Kansas City Chiefs, 1963-71)

## LSU TIGERS IN THE PRO BOWL

SEASON	PLAYER	TEAM
1938	Gaynell Tinsley (E)	Chicago Bears
1940	Ken Kavanaugh (E)	Chicago Bears
1940	Jack Torrance (T)	Chicago Bears
1941	Young Bussey (QB)	Chicago Bears
1941	Ken Kavanaugh (E)	Chicago Bears
1950	Walt Barnes (OG)	Philadelphia Eagles
1950	Ed Neal (C)	Green Bay Packers
1950	Zollie Toth (FB)	New York Yanks
1951	Jim Cason (S)	San Francisco 49ers
1951	Ray Collins (DT)	San Francisco 49ers
1951	William "Dub" Jones (HB)	Cleveland Browns
1952	William "Dub" Jones (HB)	Cleveland Browns
1952	Abner Wimberly (DE)	Green Bay Packers
1953	Y.A Tittle (QB)	San Francisco 49ers
1954	Jim Cason (S)	San Francisco 49ers
1954	Y.A Tittle (QB)	San Francisco 49ers
1955	Ken Konz (CB)	Cleveland Browns
1956	Paul Miller (DE)	Los Angeles Rams
1957	Y.A Tittle (QB)	San Francisco 49ers
1959	Y.A Tittle (QB)	San Francisco 49ers
1960	Jim Taylor (FB)	Green Bay Packers
1961	Billy Cannon (HB/PR/KR)	Houston Oilers
1961	Jim Taylor (FB)	Green Bay Packers
1961	Y.A Tittle (QB)	New York Giants
1962	Mel Branch (DE)	Dallas Cowboys
1962	Tommy Davis (K/P)	San Francisco 49ers
1962	Jim Taylor (FB)	Green Bay Packers
1962	Y.A Tittle (QB)	New York Giants
1963	Mel Branch (DE)	Dallas Cowboys
1963	Tommy Davis (K/P)	San Francisco 49ers
1963	Johnny Robinson (S)	Kansas City Chiefs
1963	Jim Taylor (FB)	Green Bay Packers
1963	Y.A Tittle (QB)	New York Giants
1964	Mel Branch (DE)	Kansas City Chiefs
1964	Johnny Robinson (S)	Kansas City Chiefs
1964	Jim Taylor (FB)	Green Bay Packers
1965	Johnny Robinson (S)	Kansas City Chiefs
1966	Johnny Robinson (S)	Kansas City Chiefs
1966	Jerry Stovall (S)	St. Louis Cardinals
1967	Fred Miller (DT)	Baltimore Colts
1967	Johnny Robinson (S)	Kansas City Chiefs
1967	Jerry Stovall (S)	St. Louis Cardinals
1968	Fred Miller (DT)	Baltimore Colts
1968	Johnny Robinson (S)	Kansas City Chiefs
1969	Billy Cannon (TE)	Oakland Raiders
1969	Fred Miller (DT)	Baltimore Colts
1969	Jerry Stovall (S)	St. Louis Cardinals
1970	Johnny Robinson (S)	Kansas City Chiefs
1974	Tommy Casanova (S/PR)	Cincinnati Bengals
1976	Tommy Casanova (S)	Cincinnati Bengals
1976	Bert Jones (QB)	Baltimore Colts
1977	Tommy Casanova (S)	Cincinnati Bengals
1983	Carlos Carson (WR)	Kansas City Chiefs
1984	A.J Duhe (LB)	Miami Dolphins
1985	Leonard Marshall (DE)	New York Giants
1986	Leonard Marshall (DE)	New York Giants
1987	Carlos Carson (WR)	Kansas City Chiefs
1988	Eric Martin (WR)	New Orleans Saints
1989	Dalton Hillard (RB)	New Orleans Saints
1991	Henry Thomas (DT)	Minnesota Vikings

SEASON	PLAYER	TEAM
1992	Michael Brooks (LB)	Denver Broncos
1992	Henry Thomas (DT)	Minnesota Vikings
1999	Kevin Mawae (C)	New York Jets
2000	Kevin Mawae (C)	New York Jets
2001	Alan Faneca (G)	Pittsburgh Steelers
2001	Kevin Mawae (C)	New York Jets
2002	Alan Faneca (G)	Pittsburgh Steelers
2002	Kevin Mawae (C)	New York Jets
2003	Alan Faneca (G)	Pittsburgh Steelers
2003	Kevin Mawae (C)	New York Jets
2004	Alan Faneca (G)	Pittsburgh Steelers
2004	Tory James (CB)	Cincinnati Bengals
2004	Kevin Mawae (C)	New York Jets
2005	Alan Faneca (G)	Pittsburgh Steelers
2006	Alan Faneca (G)	Pittsburgh Steelers
2007	Joseph Addai (RB)	Indianapolis Colts
2007	Alan Faneca (G)	Pittsburgh Steelers
2008	Alan Faneca (G)	New York Jets
2008	Kevin Mawae (C)	Tennessee Titans
2009	Alan Faneca (G)	New York Jets
2009	Kevin Mawae (C)	Tennessee Titans
2010	Dwayne Bowe (WR)	Kansas City Chiefs
2010	Kyle Williams (DT)	Buffalo Bills
2011	Ryan Clark (S)	Pittsburgh Steelers
2011	Patrick Peterson (KR)	Arizona Cardinals
2012	LaRon Landry (S)	New York Jets
2012	Patrick Peterson (CB)	Arizona Cardinals
2012	Andrew Whitworth (OT)	Cincinnati Bengals
2012	Kyle Williams (DT)	Buffalo Bills
2013	Patrick Peterson (CB)	Arizona Cardinals
2013	Eric Reid (S)	San Francisco 49ers
2013	Kyle Williams (DT)	Buffalo Bills
2014	Odell Beckham Jr. (WR)	New York Giants
2014	Patrick Peterson (CB)	Arizona Cardinals
2014	Kyle Williams (DT)	Buffalo Bills
2015	Odell Beckham Jr. (WR)	New York Giants
2015	Jarvis Landry (WR)	Miami Dolphins
2015	Tyrann Mathieu (S)	Arizona Cardinals
2015	Patrick Peterson (CB)	Arizona Cardinals
2015	Trai Turner (OG)	Carolina Panthers
2015	Andrew Whitworth (OT)	Cincinnati Bengals
2016	Odell Beckham Jr. (WR)	New York Giants
2016	Jarvis Landry (WR)	Miami Dolphins
2016	Patrick Peterson (CB)	Arizona Cardinals
2016	Trai Turner (OG)	Carolina Panthers
2016	Andrew Whitworth (OT)	Cincinnati Bengals
2016	Kyle Williams (DT)	Buffalo Bills
2017	Kwon Alexander (LB)	Tampa Bay Buccaneers
2017	Deion Jones (LB)	Atlanta Falcons
2017	Jarvis Landry (WR)	Miami Dolphins
2017	Patrick Peterson (CB)	Arizona Cardinals
2017	Trai Turner (OG)	Carolina Panthers
2017	Andrew Whitworth (OT)	Los Angeles Rams
2018	Jamal Adams (SS)	New York Jets
2018	Danielle Hunter (DE)	Minnesota Vikings
2018	Jarvis Landry (WR)	Cleveland Browns
2018	Patrick Peterson (CB)	Arizona Cardinals
2018	Trai Turner (OG)	Carolina Panthers
2018	Kyle Williams (DT)	Buffalo Bills



The legendary 1958 team compiled LSU's first perfect season since 1908 and became the first squad in school history to win the national title. Led by All-American Billy Cannon and coach Paul Dietzel's three-platoon system, the Tigers completed the unblemished season with a 7-0 shutout of Clemson in the Sugar Bowl.

## STATISTICAL LEADERS

### RUSHING

PLAYER	ATT.	YDS.	TD
Billy Cannon	115	686	11
Johnny Robinson	86	480	7

### PASSING

PLAYER	ATT.	COMP.	YDS.	INT.	TD
Warren Rabb	90	45	591	5	8
Durel Matherne	38	9	160	4	3

### RECEIVING

PLAYER	REC.	YDS.	TD
Johnny Robinson	16	235	3
Billy Cannon	9	162	1



## 1958 SQUAD

### WHITE TEAM

LE 85 Billy Hendrix	6-0	185	Rayville, La.
LT 70 Lynn LeBlanc	6-2	201	Crowley, La.
LG 64 Larry Kahlden	6-1	210	Weimar, Texas
C 51 Max Fugler	6-1	203	Ferriday, La.
RG 67 Ed McCreedy	6-1	195	Biloxi, Miss.
RT 72 Charles "Bo" Strange	6-1	202	Baton Rouge, La.
RE 86 Mickey Mangham	6-1	192	Kensington, Md.
QB 12 Warren Rabb	6-0	190	Baton Rouge, La.
LH 20 Billy Cannon	6-1	204	Baton Rouge, La.
RH 34 Johnny Robinson	6-0	185	Baton Rouge, La.
FB 40 J.W. Brodnax	6-0	202	Bastrop, La.

### GO TEAM

LE 83 Scott McClain	6-2	180	Smackover, Ark.
LT 74 Dave McCarty	6-2	200	Rayville, La.
LG 63 Al Dampier	6-1	201	Clayton, La.
C 50 Bobby Greenwood	5-10	195	Lake Charles, La.
RG 66 Mike Stupka	6-0	205	Bogalusa, La.
RT 73 Jack Frayer	6-2	210	Toledo, Ohio
RE 82 Don Norwood	6-3	202	Baton Rouge, La.
QB 16 Durel Matherne	5-11	188	Lutcher, La.
LH 23 Don Purvis	5-7	160	Crystal Springs, Miss.
RH 33 Donnie Daye	5-10	184	Ferriday, La.
FB 44 Tommy Davis	6-0	204	Shreveport, La.

### CHINESE BANDITS

CB 80 Andy Bourgeois	5-10	174	New Orleans, La.
LE 75 Mel Branch	6-1	210	DeRidder, La.
LT 65 Emile Fournet	5-11	195	Bogalusa, La.
LB 53 John Langan	6-3	183	Carbondale, Ill.
RG 61 Tommy Lott	5-9	188	Texarkana, Ark.
RT 71 Duane Leopard	6-2	205	Baton Rouge, La.
RE 81 Gaynell Kinchen	6-3	196	Baton Rouge, La.
S 10 Darryl Jenkins	6-1	163	Franklinton, La.
S 32 Lee Roberts	6-0	172	N. Little Rock, Ark.
CB 22 Hart Bourque	5-8	165	Gonzales, La.
LB 43 Merle Schexnauldre	5-9	182	Houma, La.
T 77 Carroll Bergeron	6-0	215	Houma, La.

## 1958 SEASON

### OVERALL RECORD: 11-0; SEC RECORD 6-0

Sept. 20	at Rice	W, 26-6
Sept. 27	at Alabama	W, 13-3
Oct. 4	Hardin-Simmons	W, 20-6
Oct. 10	at Miami (Fla.)	W, 41-0
Oct. 18	Kentucky	W, 32-7
Oct. 25	Florida	W, 10-7
Nov. 1	Ole Miss	W, 14-0
Nov. 8	Duke	W, 50-18
Nov. 15	at Mississippi State	W, 7-6
Nov. 22	at Tulane	W, 62-0
<b>SUGAR BOWL • NEW ORLEANS, LA.</b>		
Jan. 1	Clemson	W, 7-0

## 1958 COACHING STAFF

**Head Coach:** Paul Dietzel  
**Chief Assistant/Defensive Line:** Charles McClendon  
**Offensive Backfield:** Carl Maddox  
**Offensive Line:** William (Bill) Peterson  
**Offensive Backfield:** George J. Terry  
**Ends:** Abner Wimberly  
**Freshmen:** Clarence M. (Pop) Strange  
**Line Assistant and Scouting:** Raymond Didier





In 2003, LSU set a school record for single-season victories with 13 en route to defeating Oklahoma in the BCS Championship Game for the program's second national title. Four Tigers earned first-team All-America honors and LSU boasted the nation's No. 1 defense, allowing only 11.0 points and 252 yards per game.

**2003 SEASON**

**OVERALL RECORD: 13-1; SEC RECORD 7-1**

Aug. 30	Louisiana-Monroe	W, 49-7
Sept. 6	at Arizona	W, 59-13
Sept. 13	Western Illinois	W, 35-7
Sept. 20	Georgia	W, 17-10
Sept. 27	at Miss. State	W, 41-6
Oct. 11	Florida	L, 7-19
Oct. 18	at South Carolina	W, 33-7
Oct. 25	Auburn	W, 31-7
Nov. 1	Louisiana Tech	W, 49-10
Nov. 15	at Alabama	W, 27-3
Nov. 22	at Ole Miss	W, 17-14
Nov. 28	Arkansas	W, 55-24
<b>SEC CHAMPIONSHIP GAME • ATLANTA, GA.</b>		
Dec. 6	Georgia	W, 34-13
<b>SUGAR BOWL • NEW ORLEANS, LA.</b>		
Jan. 4	Oklahoma	W, 21-14

**2003 COACHING STAFF**

**Head Coach:** Nick Saban  
**Assistant Head Coach/Linebackers:** Kirk Dool  
**Special Teams Coordinator/Running Backs:** Derek Dooley  
**Offensive Coordinator/Quarterbacks:** Jimbo Fisher  
**Associate Head Coach/Wide Receivers:** Stan Hixon  
**Defensive Line:** Travis Jones  
**Defensive Coordinator:** Will Muschamp  
**Offensive Line:** Stacy Searels  
**Assistant Head Coach/Tight Ends/Recruiting Coordinator:** Lance Thompson  
**Defensive Backs:** Tim Walton  
**Administrative Assistant:** Sam Nader

**2003 SQUAD**

**OFFENSE**

WR	9 Devery Henderson	6-0	190	Opelousas, La.
LT	76 Andrew Whitworth	6-7	325	West Monroe, La.
LG	71 Nate Livings	6-5	313	Lake Charles, La.
C	55 Ben Wilkerson	6-4	296	Hemphill, Texas
RG	72 Stephen Peterman	6-4	321	Waveland, Miss.
RT	60 Rodney Reed	6-4	287	West Monroe, La.
TE	82 David Jones	6-4	259	Silver Springs, Md.
TE	47 Eric Edwards	6-5	244	Monroe, La.
WR	14 Michael Clayton	6-4	200	Baton Rouge, La.
WR	5 Skyler Green	5-9	190	Westwego, La.
QB	18 Matt Mauck	6-2	213	Jasper, Ind.
RB	25 Justin Vincent	5-10	208	Lake Charles, La.
FB	44 Kevin Steltz	5-9	243	New Orleans, La.

**DEFENSE**

LE	84 Marcus Spears	6-4	297	Baton Rouge, La.
LT	95 Kyle Williams	6-3	288	Ruston, La.
RT	93 Chad Lavalais	6-3	292	Marksville, La.
RE	94 Marquise Hill	6-7	295	New Orleans, La.
LB	27 Eric Alexander	6-3	223	Port Arthur, Texas
LB	58 Lionel Turner	6-2	257	Walker, La.
LB	46 Cameron Vaughn	6-4	220	Terrytown, La.
LCB	13 Corey Webster	6-0	201	Vacherie, La.
SS	8 Jack Hunt	6-1	197	Ruston, La.
FS	30 LaRon Landry	6-2	180	Ama, La.
RCB	29 Travis Daniels	6-1	187	Hollywood, Fla.

**SPECIAL TEAMS**

P	80 Donnie Jones	6-3	217	Baton Rouge, La.
PK	41 Chris Jackson	5-11	179	New Orleans, La.
PK	39 Ryan Gaudet	5-6	155	New Orleans, La.
HOLD	87 Blain Bech	6-1	179	Slidell, La.
SNAP	70 Gant Petty	6-0	205	Baton Rouge, La.
PR	5 Skyler Green	5-9	190	Westwego, La.
KR	9 Devery Henderson	6-0	190	Opelousas, La.

**STATISTICAL LEADERS**

**RUSHING**

PLAYER	ATT.	YDS.	TD
Justin Vincent	154	1,001	10
Joseph Addai	114	520	2

**PASSING**

PLAYER	ATT.	COMP.	YDS.	INT.	TD
Matt Mauck	358	229	2,825	14	28
Marcus Randall	40	25	403	1	2

**RECEIVING**

PLAYER	REC.	YDS.	TD
Michael Clayton	78	1,079	10
Devery Henderson	53	861	11





Third-year LSU head coach Les Miles guided the Tigers to their third national title that culminated with a 38-24 win over Ohio State in the BCS Championship Game in New Orleans. Defensive tackle Glenn Dorsey became the most decorated defender in school history as the consensus national defensive player of the year.

## STATISTICAL LEADERS

### RUSHING


PLAYER	ATT.	YDS.	TD
Jacob Hester	225	1,103	12
Keiland Williams	70	478	6

### PASSING

PLAYER	ATT.	COMP.	YDS.	INT.	TD
Matt Flynn	359	202	2,407	11	21
Ryan Perrilloux	75	51	694	2	8

### RECEIVING

PLAYER	REC.	YDS.	TD
Brandon LaFell	50	656	4
Demetrius Byrd	35	621	7
Early Doucet	57	525	5



## 2007 SQUAD

### OFFENSE

WR	1 Brandon LaFell	6-3	205	Houston, Texas
LT	70 Ciron Black	6-5	320	Tyler, Texas
LG	79 Herman Johnson	6-7	356	Olla, La.
C	74 Brett Helms	6-2	270	Stuttgart, Ark.
RG	65 Lyle Hiitt	6-2	299	Baton Rouge, La.
RT	71 Carnell Stewart	6-5	320	River Ridge, La.
TE	82 Richard Dickson	6-3	235	Ocean Springs, Miss.
WR	9 Early Doucet	6-0	207	St. Martinville, La.
WR	2 Demetrius Byrd	6-2	195	Miami, Fla.
QB	15 Matt Flynn	6-3	227	Tyler, Texas
RB	18 Jacob Hester	6-0	228	Shreveport, La.
RB	5 Keiland Williams	6-0	226	Lafayette, La.
RB	8 Trindon Holliday	5-5	160	Zachary, La.
FB	45 Quinn Johnson	6-2	238	Edgard, La.
FB	40 Shawn Jordan	5-11	254	El Paso, Texas

### DEFENSE

LE	93 Tyson Jackson	6-5	291	Edgard, La.
LT	72 Glenn Dorsey	6-2	303	Gonzales, La.
RT	99 Marlon Favorite	6-1	302	Harvey, La.
RE	49 Kirston Pittman	6-4	252	Garyville, La.
LB	35 Luke Sanders	6-5	242	West Monroe, La.
LB	48 Darry Beckwith	6-1	230	Baton Rouge, La.
LB	7 Ali Highsmith	6-1	223	Miami, Fla.
LCB	19 Jonathan Zenon	6-0	180	Breaux Bridge, La.
SS	16 Craig Steltz	6-2	209	New Orleans, La.
FS	27 Curtis Taylor	6-3	204	Franklinton, La.
RCB	21 Chevis Jackson	6-0	184	Mobile, Ala.

### SPECIAL TEAMS

PK	6 Colt David	5-9	173	Grapevine, Texas
P	36 Patrick Fisher	6-5	253	Hyattsville, Md.
SNAP	51 Jacob O'Hair	6-2	237	Rancho Cucamonga, Calif.
HOLD	15 Matt Flynn	6-3	227	Tyler, Texas
KR	8 Trindon Holliday	5-5	159	Zachary, La.
PR	3 Chad Jones	6-3	218	Baton Rouge, La.

## 2007 SEASON

### OVERALL RECORD: 12-2; SEC RECORD: 6-2

Aug. 30	at Mississippi State	W, 45-0
Sept. 8	#9/9 Virginia Tech	W, 48-7
Sept. 15	Middle Tennessee	W, 44-0
Sept. 22	#12/14 South Carolina	W, 28-16
Sept. 29	at Tulane	W, 34-9
Oct. 6	#7/9 Florida	W, 28-24
Oct. 13	at #17/18 Kentucky	L, 43-37 (30T)
Oct. 20	#18/19 Auburn	W, 30-24
Nov. 3	at #17/18 Alabama	W, 41-34
Nov. 10	Louisiana Tech	W, 58-10
Nov. 17	at Ole Miss	W, 41-24
Nov. 23	Arkansas	L, 50-48 (30T)

### SEC CHAMPIONSHIP GAME • ATLANTA, GA.

Dec. 1 #14/15 Tennessee W, 21-14

### BCS NATIONAL CHAMPIONSHIP GAME • NEW ORLEANS, LA.

Jan. 7 #1/1 Ohio State W, 38-24

## 2007 COACHING STAFF

**Head Coach:** Les Miles

**Offensive Coordinator:** Gary Crowton

**Tight Ends/Recruiting Coordinator:** Josh Henson

**Defensive Line:** Earl Lane

**Defensive Backs:** Doug Mallory

**Wide Receivers:** D.J. McCarthy

**Defensive Coordinator:** Bo Pelini

**Special Teams Coordinator/Linebackers:** Bradley Dale Peveto

**Running Backs:** Larry Porter

**Offensive Line:** Greg Studrawa

**Coordinator High School Relations:** Charles Baglio

**Assistant AD/Football Administration:** Mack Butler

**Assistant AD/Football Operations:** Sam Nader



## 1935

**OVERALL RECORD: 9-2 • SEC RECORD: 5-0**

**COACH: BERNIE MOORE**

The start of the season proved to be tough for LSU as Rice came to Baton Rouge and handed the Tigers a 10-7 defeat.

But led by the exploits of a freshman end named Gaynell Tinsley, the Tigers would not lose again in the regular season. It started with an 18-6 win over Texas in which the Tigers scored two fourth-quarter touchdowns for the victory, then continued all the way to New York City with a 32-0 rout of Manhattan, then to Shreveport for a win over Arkansas and on to Nashville with a 7-2 victory over Vanderbilt in the SEC opener.

Auburn would fall in a 6-0 tussle in Death Valley, but no opponent the rest of the way would be that close. The Tigers then disposed of Mississippi State and Georgia before crushing Southwestern Louisiana 56-0 and Tulane 41-0 to end the season 9-1 and send SEC champion LSU to its first bowl game ever, a Sugar Bowl date with Sammy Baugh's TCU Horned Frogs.

With heavy rains turning the Tulane Stadium field to slop, the expected passing matchup between Baugh and LSU's Abe Mickal never developed. Baugh threw an incomplete pass in the endzone for a safety that gave LSU a 2-0 lead, but the Frogs drove for a game-winning field goal and 3-2 triumph in front of an overflow crowd of 35,000.

## 1936

**OVERALL RECORD: 9-1-1 • SEC RECORD: 6-0**

**COACH: BERNIE MOORE**

LSU started off in fine fashion against a pair of SWC powers, defeating Rice, 20-7, at home then tying Texas at Austin, 6-6, before destroying Georgia in the SEC opener, 47-7, and shutting out Ole Miss, 13-0.

The Tigers beat border rival Arkansas in Shreveport, 19-7, blanked Vanderbilt in Music City and Mississippi State in Birmingham, then returned home to down Auburn 19-6 and Southwestern Louisiana 93-0.

LSU finished the regular season by whitewashing rival Tulane, 33-0, leaving the Tigers as the nation's highest scoring team with 281 points. The Tigers finished runner-up in the AP poll to Minnesota, but took national championship honors in the Williamson poll. The Tigers' season went sour again in the Sugar Bowl, though, as coach Buck Shaw's Santa Clara club shocked LSU, 21-14.

## 1958

**NATIONAL CHAMPIONS • OVERALL RECORD: 11-0 SEC RECORD: 6-0**

**COACH: PAUL DIETZEL**

In the modern era of college football, many coaches, especially in the hyper-competitive world of the SEC, would not survive seasons of 3-5-2, 3-7 and 5-5, but LSU athletic director Jim Corbett showed patience with the Tigers' young innovator, 35-year-old Paul Dietzel, and for his fourth season in Baton Rouge, Dietzel would come up with the innovation that would revolutionize college football, and football on the bayou would never be the same.

Dietzel unveiled his three units--the White Team, the Go Team and the Chinese Bandits--in impressive road victories over Rice and Alabama (in its first game under Bear Bryant), before LSU returned home to defeat Hardin-Simmons.

After crushing Miami and Kentucky, LSU moved to third in the polls for a homecoming showdown against Florida in front of the first sellout crowd in Tiger Stadium history. The 67,500 in attendance weren't disappointed, as the Tigers won 10-7 to move to No. 1 in the Associated Press poll, and LSU then backed up that ranking with a 14-0 shutout of sixth-ranked Ole Miss.

A 50-18 victory over Duke moved LSU up to the top spot in the UPI coaches' poll, but the Tigers nearly lost it all the next week against Mississippi State in Jackson, falling behind 6-0 at halftime before a touchdown in the third quarter and Tommy Davis' extra point gave LSU a 7-6 triumph, leaving only nemesis Tulane standing between the Tigers and the brass ring.

The Green Wave held sway in the first half, limiting the Tigers to two field goals and a 6-0 lead at intermission, but in the second half the Wave was swallowed up, as the Tigers scored an incredible 56 points, including 35 in the fourth quarter, to win 62-0 and leave no doubt as to who was No. 1.

LSU then took its victory lap in the Sugar Bowl against Clemson with a 7-0 victory and the perfect ending to the first perfect season at LSU in exactly 50 years.

## 1961

**OVERALL RECORD: 10-1 • SEC RECORD: 5-0**

**COACH: PAUL DIETZEL**

Coming off a 5-4-1 campaign in 1960, LSU wanted to get its 1961 campaign off to a flying start, but a 16-3 loss to Rice in the season opener signaled the beginning of what could have been a very difficult season. As it turned out, the loss to the Owls meant little.

Over the final nine games of the season, LSU would allow a measly 30 points, with 14 of those scored by Kentucky in a 24-14 Tiger triumph in the fifth game of the year. The Tigers blanked Florida, 23-0, then took a 10-7 win over Ole Miss to leave them needing only a win over archrival Tulane to win a share of the league title.

For the second time in four years, Andy Pilney and his Green Wave suffered a 62-0 humiliation at the hands of the Bayou Bengals, and SEC champion LSU was on to the Orange Bowl to face Big Eight champion Colorado.

In what was Paul Dietzel's final game at LSU, the Tigers had little trouble in silencing the Buffaloes, 25-7.



## 1970

**OVERALL RECORD: 9-3 • SEC RECORD: 5-0**

**COACH: CHARLES MCCLENDON**

Archie Manning and Ole Miss left LSU three points shy of a perfect season and the chance to play Texas in the Cotton Bowl for the national championship in 1969. After refusing a bowl berth following a 9-1 season, LSU was determined to remedy this failure in 1970.

The Tigers' hopes took a serious hit on opening night, as Texas A&M came to town and pulled off a 20-18 upset. The loss left the Tigers bloodied but unbowed, as LSU then rattled off seven consecutive victories, including a 17-9 victory at Auburn over future Heisman Trophy winner Pat Sullivan, then a 14-9 triumph in Birmingham over Alabama, the Tigers' second straight over Bear Bryant's Crimson Tide.

LSU would have two big non-conference games before its December 5 showdown with Archie Manning's Ole Miss Rebels for the SEC championship. First was a visit to South Bend and second-ranked Notre Dame, where LSU limited Ara Parseghian's powerful offense led by Joe Theismann to under 250 yards, but the Tigers missed several chances to win the game and fell, 3-0. The Tigers now needed two wins to lock up an Orange Bowl berth opposite Big Eight champion Nebraska, and got the first at Tulane Stadium over a pesky Green Wave squad, 26-14, setting up the title match with the Rebels.

Manning would return to Death Valley with a cast on his left arm that severely limited his throwing motion. The way LSU played that warm December night, Manning could have been Superman himself and it probably wouldn't have mattered. Tommy Casanova and Craig Burns combined to return three punts for touchdowns, and Ronnie Estay nailed Manning for a safety as LSU brought Christmas to Tiger Stadium early with a 61-17 rout of the Rebels to send the Tigers to Miami.

In the Orange Bowl against a Nebraska team looking to win a share of the national championship, LSU held a 12-10 lead after three quarters before wilting under the charge of the powerful Cornhuskers, 17-12.





## 1986

**OVERALL RECORD: 9-3 • SEC RECORD: 5-1**  
**COACH: BILL ARNSPARGER**

The Tommy Hodson era began at LSU in 1986 in Bill Arnsparger's third and final season in Tigertown, which got off to a flying start with a 35-17 upset of Texas A&M.

The Tigers then dropped a shocking 21-12 decision to Arnsparger's alma mater, Miami of Ohio the following week.

The loss to Miami was only a temporary setback. The Tigers began to roll behind their new leader, defeating Florida 28-17 in Gainesville, then coming home for a 23-14 win over Georgia. The Tigers rolled to victories over Kentucky and North Carolina before Ole Miss came to Death Valley and won for the first time in Baton Rouge since Archie Manning's sophomore season of 1968, knocking the Tigers out of first place in the SEC.

Now came a trip to league leader Alabama in Birmingham. In a white-knuckle struggle, LSU prevailed 14-10, leaving the Tigers needing only to defeat Mississippi State the next week to win the Tigers' first league crown since 1970.

In front of a pro-LSU crowd in Jackson, the Tigers left little doubt as to who would be kings of the SEC, as they mauled the Bulldogs 47-0 to win at least a share of the league crown. LSU defeated Notre Dame and Tulane to close out the season, then Auburn upended Alabama in the Iron Bowl to give the Tigers the title all to themselves and secure the school's second Sugar Bowl berth in three years.

Arnsparger, who accepted the position of athletic director prior to LSU's game with Tulane, coached LSU for the final time on New Year's Day in a 30-15 loss to Nebraska in the Sugar Bowl.



## 1988

**OVERALL RECORD: 8-4 • SEC RECORD: 6-1**  
**COACH: MIKE ARCHER**

LSU looked to win its second SEC title in three years in 1988, and after a 10-1-1 season in 1987 under first-year coach Mike Archer, the Tigers looked the part of champions in their first two games, thrashing Texas A&M 27-0 in Death Valley, then taking the school's first win ever in Knoxville with a 34-9 rout of Tennessee.

LSU would quickly find itself 2-2, though, as it squandered a 13-point lead in the final five minutes of a 36-33 loss at Ohio State, then dropped a 19-6 decision at Florida before heading into a critical showdown with fourth-ranked Auburn.

In a classic defensive battle, two Auburn field goals gave the Tigers of the Plains a 6-0 lead late in the fourth quarter before Tommy Hodson hit Eddie Fuller in the endzone with less than one minute to play, tying the game and causing such a tremor that it was felt on a seismograph in the LSU Geology Department. David Brown-dyke then kicked the extra point to give the Bayou Bengals a 7-6 triumph in what will forever be known as the "Earthquake Game."

Tough home victories over Kentucky and Ole Miss followed, then came a trip to Alabama where LSU fell behind 15-0 late in the first half before the Tigers rallied and took a 19-18 victory on Brown-dyke's field goal in the waning seconds. The Tigers won the SEC title the following week with a 20-3 win over Mississippi State.

LSU split its final two regular season games, losing to Miami and defeating Tulane, before a loss to Syracuse in the Hall of Fame Bowl ended the Tigers' season at 8-4.



## 2001

**OVERALL RECORD: 10-3 • SEC RECORD: 5-3**  
**COACH: NICK SABAN**

Following a strong 8-4 2000 season under first-year coach Nick Saban, the 2001 Fighting Tigers were widely expected to capture the SEC Western Division championship and play in the school's first SEC Championship Game.

The Tigers got off to a flying start with home victories over Tulane and Utah State before the terrorist attacks of September 11 postponed LSU's SEC opener against Auburn until December 1.

Instead, the Tigers opened SEC play at Tennessee's Neyland Stadium in front of more than 107,000, the largest crowd ever to see LSU play, where the Volunteers got revenge for 2000 with a 26-18 victory, before LSU returned home and fell to 0-2 in the SEC with a 44-15 loss to Florida.

LSU then defeated Kentucky and Mississippi State on the road, but those wins were erased by a 35-24 home loss to Ole Miss that seemingly finished the Tigers' title hopes off, dropping LSU to 2-3 in the SEC.

But instead of folding, the Tigers fought back. First, Rohan Davey threw for 528 yards and Josh Reed caught 19 passes for 293 yards as the Tigers bombed Alabama in Tuscaloosa, 35-21. Home wins over Middle Tennessee and Arkansas closed November and set up the Western division title showdown with Auburn.

The showdown was no contest. LSU rolled to a 21-7 halftime lead and cruised home to a 27-14 victory, sending the Tigers to their first SEC Championship game against a Tennessee squad that would look to punch its ticket to the Rose Bowl and a national championship date with Miami with a second victory over LSU.

Most teams would have wilted under the pressure, especially after losing their starting running back (LaBrandon Toefield) and quarterback (Davey), but LSU didn't just survive; it thrived. Led by the steady play of backup Matt Mauck, the Tigers stunned the college football world by upending the Big Orange, 31-20, sending LSU to its first Sugar Bowl since 1986.

The Tigers capped off this glorious season with a 47-34 pasting of Illinois in the Sugar Bowl, as Davey earned MVP honors by throwing for a bowl record 444 yards and three touchdowns, while Reed caught 14 passes for 239 yards in front of a partisan LSU crowd of more than 77,000, leaving LSU in the top 10 for the first time since 1987.



## 2003

**NATIONAL CHAMPIONS • OVERALL RECORD: 13-1 SEC RECORD: 7-1**  
**COACH: NICK SABAN**

LSU stormed to its second Southeastern Conference title under Nick Saban in three years as the Tigers blew through the conference slate with a 7-1 record, which included five league wins of 21 points or better.

Behind a suffocating defense and a balanced offensive attack, the Tigers earned a spot in the league's championship game for the second time under Saban with a 55-24 win over Arkansas in the regular-season finale in Baton Rouge.

LSU then followed that with a 34-13 trouncing of Georgia in the SEC title game, a contest that saw the Tigers pile up 293 yards rushing against the fifth-ranked Bulldogs with freshman Justin Vincent accounting for an SEC Championship Game record 201 of those yards.

The victory over Georgia propelled the Tigers in the BCS National Championship contest against Oklahoma, a game that LSU won by a 21-14 count to claim the school's second national title in football.



## 2007

**NATIONAL CHAMPIONS • OVERALL RECORD: 12-2 SEC RECORD: 6-2  
COACH: LES MILES**

LSU fans across the world had to wait 45 years between the Tigers' first and second National Championships. They only had to wait four between the second and third, but the victory tasted just as sweet.

With a crushing 38-24 win over Ohio State in the Bowl Championship Series Championship Game, LSU left little doubt in the minds of those in the college football universe who the best team was during the 2007 season.

The Tigers (12-2) became the first two-time winner of the BCS Championship by dominating most of the game and outscoring the Buckeyes 31-0 over a 24-minute stretch.

Head coach Les Miles, in his third season at LSU, lifted the \$30,000 Waterford Crystal football-shaped trophy amid a cloud of purple and gold ticker tape.

As dominant as LSU's national championship game performance was, it matched how the Tigers opened the 2007 season.

LSU, ranked No. 2 in the preseason, lived up to the lofty ranking with a 45-0 whitewashing of Mississippi State in Starkville in the season opener, followed by a 48-7 pounding of No. 9 Virginia Tech in Tiger Stadium the following week.

The Tigers throttled Middle Tennessee (44-0), No. 12 South Carolina (28-16) and Tulane (34-9) in consecutive weeks, lifting the Bayou Bengals to No. 1 in the Associated Press rankings heading into a Top-10 matchup with defending national champion Florida.

In what has become one of the most memorable games in Tiger Stadium History, top-ranked LSU dueled all night by the Tim Tebow-led ninth-ranked Gators. Trailing 24-14 entering the fourth quarter, LSU outscored Florida 14-0 in the final frame to take a dramatic 28-24 victory. In fact, the Tigers converted 5-of-5 fourth down attempts, including two on a nine-minute drive late in the game that resulted in Jacob Hester's two-yard touchdown plunge. The Tigers batted down a last-second Hail Mary pass from Tebow that dropped harmlessly to the Tiger Stadium turf to seal the epic victory.

Still feeling the effects of the physical clash with the Gators, LSU stumbled the following week, falling 43-37 in three overtimes at No. 17 Kentucky.

Despite the heartbreaking defeat at the hands of the Wildcats, there was no rest for the weary as the Tigers returned to Baton Rouge to square off against No. 18 Auburn in a game that would come down to the final second.

After a slow start against the Tigers from the Plains, LSU roared back with 17 points in the fourth quarter, but it was the ending that stunned the nation. With the Tigers marching down to the Auburn 22-yard line and time running out, head coach Les Miles elected not to call timeout or kick a potential game-winning field goal. Instead, quarterback Matt Flynn lobbed a perfectly-thrown pass to a well-guarded Demetrius Byrd who slid in the endzone to make the touchdown grab with exactly one second on the clock. Tiger Stadium erupted as LSU claimed a 30-24 victory over Auburn.

The Tigers posted another dramatic victory with a 41-34 triumph over Alabama in Tuscaloosa before rattling off a 58-10 win over Louisiana Tech and a 41-24 triumph at Ole Miss.

The top-ranked Tigers had sewn up the SEC Western Division title heading into the regular-season finale against Arkansas, but the upset-minded Razorbacks came into Tiger Stadium and escaped with a 50-48 victory in three overtimes, seemingly sinking the Tigers' hopes of playing for a national championship.

Under the leadership of Miles, LSU rallied the following week in the SEC Championship Game against No. 14 Tennessee. Even with starting QB Matt Flynn unavailable for the game with an injury, LSU turned to backup Ryan Perrilloux who earned game MVP honors by throwing for 243 yards and one touchdown while also adding a two-point conversion late in the game to seal the Tigers' 21-14 victory and give LSU its 10th SEC Championship in school history.

When the BCS pairings were announced, LSU had a date with destiny against Ohio State in the BCS National Championship Game in New Orleans, and the Tigers would return home with a third national championship in school history.

## 2011

**OVERALL RECORD: 13-1 • SEC RECORD: 8-0  
COACH: LES MILES**

For the first time since 1958, LSU football completed a perfect regular season with a 12-0 mark before going on to claim its 11th SEC Championship with a 42-10 dominating win over No. 12 Georgia in the SEC title game in Atlanta.

It was a season of records for the 2011 team, posting a 13-0 mark for the first time in school history and spending 11 straight weeks as the nation's No. 1 team, the longest stretch in school history. The Tigers won 12 of their 13 games by double-digits, representing the most in LSU single-season history.

Led by Heisman Trophy finalist and Bednarik Award winner Tyrann Mathieu, LSU held opponents without a touchdown in 44 quarters. The Tigers set an NCAA record with eight victories over Top 25 teams during the season, with five of those wins coming away from Tiger Stadium.

LSU opened the year in the nation's most anticipated non-conference matchup of the season, rolling over No. 3 Oregon, 40-27, in front of 87,711 fans in the new, state-of-the-art Cowboys Stadium on Sept. 3. Mathieu's Heisman campaign began with a roaring start as he forced a fumble and recovered it for a touchdown in the second quarter, which gave LSU a 10-6 advantage. The Tigers scored 24 unanswered points against the Ducks and opened the season with a win over a top-five ranked non-conference squad for the first time in school history.

LSU made its Tiger Stadium season debut on Sept. 10 with another brilliant defensive outing, holding Northwestern State to six first downs and 95 total yards in a 49-3 win. A week later, facing a short week, the Tigers posted a 19-6 win over No. 25 Mississippi State in a rare Thursday night tilt in Starkville on Sept. 15. It marked the second straight week LSU did not allow a touchdown.

The eyes of the nation were once again focused on the Tigers on Sept. 24 in Morgantown, W.V. With ESPN "College GameDay" on hand for the second time this season, LSU throttled No. 16 West Virginia, 47-21, in a primetime game. LSU's farthest trip to the Northeast since 1947 saw All-American Morris Claiborne race 99 yards on a kickoff return for a touchdown in the third quarter that sealed the victory.

Following a 35-7 win over Kentucky on Oct. 1, the Tigers posted their largest margin of victory over Florida since 1971 with a 41-11 thumping of the No. 17 Gators on Oct. 8 in Tiger Stadium. LSU's defense did the job again a week later at Tennessee on Oct. 15, pitching a second-half shutout in a 38-7 win in Knoxville.

Quarterback Jarrett Lee threw for a pair of touchdowns in a 45-10 romp of No. 19 Auburn on Oct. 22 in Tiger Stadium, setting the stage for the "Game of the Century" two weeks later. Four quarters were not enough to decide a winner as the nation's top-two ranked teams battled on Nov. 5 in Tuscaloosa, Ala. Safety Eric Reid saved a score with an acrobatic interception and Drew Alleman's 25-yard field goal in overtime lifted No. 1 LSU past No. 2 Alabama, 9-6. The six points were the fewest total for the Tide in the Nick Saban era.

On Nov. 25, the Tigers put a punctuation on an unblemished regular season with a 41-17 win over No. 3 Arkansas in Tiger Stadium. After trailing 14-0, Mathieu sparked LSU with a spectacular 92-yard punt return touchdown in the second quarter. The Tigers posted 17 unanswered points in the fourth quarter highlighted by a 48-yard touchdown run from quarterback Jordan Jefferson.

For the second straight week, LSU had to recover from a double-digit deficit, but did so when it counted most to claim its fourth SEC Championship game victory. The Tigers trailed 10-0 to No. 12 Georgia and went the entire first half without a first down. In the second half, LSU pummeled the Bulldogs with 35 unanswered points to win 42-10 in the Georgia Dome.

Once again, it was Mathieu who provided the momentum. Mathieu scampered 62 yards for a punt return touchdown in the second quarter, while his electrifying 47-yard return weaving through defenders in the second half set up another score. Kenny Hilliard recorded three touchdowns and Alfred Blue raced 48 yards for a touchdown in the fourth quarter as the coronation was complete. For the second time in the Les Miles era, the LSU Tigers were the undisputed SEC champions.

LSU went on to face Alabama in the 2012 BCS National Championship Game at the Superdome in New Orleans.

# LSU's SEC Championship Game History

HISTORY



## 11

### SEC CHAMPIONSHIPS

1935 • 1936 • 1958 • 1961 • 1970 • 1986  
1988 • 2001 • 2003 • 2007 • 2011



## 8

### SEC WESTERN DIVISION CHAMPIONSHIPS

1996 • 1997 • 2001 • 2002 • 2003  
2005 • 2007 • 2011



## 2001

### LSU 31, Tennessee 20

LSU, in its first appearance in the SEC Championship Game, stunned No. 2 Tennessee to win its first league title since 1986. QB Matt Mauck spelled an injured Rohan Davey and scored two rushing touchdowns to claim MVP honors.

Tennessee	0	17	0	3	20
LSU	7	3	6	15	31

#### SCORING SUMMARY

LSU	8:14	1Q	Mauck 4 run (Corbello kick)
UT	9:04	2Q	Washington 31 pass from Clausen (Walls kick)
UT	6:18	2Q	Fleming 3 pass from Clausen (Walls kick)
UT	3:52	2Q	Walls 51 FG
LSU	0:29	2Q	Corbello 45 FG
LSU	11:51	3Q	Corbello 47 FG
LSU	2:45	3Q	Corbello 45 FG
LSU	14:20	4Q	Mauck 13 run (Reed pass)
UT	9:55	4Q	Walls 21 FG
LSU	2:26	4Q	Davis 1 run (Corbello kick)

#### LSU LEADERS

RUSHING	ATT.	YARDS	TD	LG.		
Domanick Davis	16	78	1	14		
Matt Mauck	12	43	2	13		
PASSING	ATT.	COMP.	INT.	YARDS	TD	LG.
Rohan Davey	20	9	0	84	0	24
Matt Mauck	15	5	0	67	0	21
RECEIVING	NO.	YARDS	TD	LG.		
Josh Reed	4	60	0	24		
Michael Clayton	4	54	0	21		



## 2003

### LSU 34, Georgia 13

RB Justin Vincent became the first freshman to be named MVP as LSU shut down Georgia, 34-13. Vincent rushed for a then-SEC title game record 201 yards as the Tigers secured their first berth in the BCS Championship Game.

Georgia	0	3	10	0	13
LSU	8	9	7	10	34

#### SCORING SUMMARY

LSU	4:49	1Q	Vincent 87 run (Jackson kick failed)
LSU	3:11	1Q	Team safety
LSU	14:51	2Q	Clayton 43 pass from Mauck (Jackson kick blocked)
LSU	9:37	2Q	Gaudet 35 FG
UGA	6:38	2Q	Bennett 51 FG
UGA	7:46	3Q	Bennett 49 FG
LSU	4:17	3Q	Turner 18 int return (Gaudet kick)
UGA	3:40	3Q	Watson 18 pass from Greene (Bennett kick)
LSU	14:54	4Q	Vincent 3 run (Gaudet kick)
LSU	7:12	4Q	Gaudet 22 FG

#### LSU LEADERS

RUSHING	ATT.	YARDS	TD	LG.		
Justin Vincent	18	202	2	87		
Joseph Addai	8	60	0	16		
Alley Broussard	11	47	0	8		
PASSING	ATT.	COMP.	INT.	YARDS	TD	LG.
Matt Mauck	22	14	1	151	1	43
RECEIVING	NO.	YARDS	TD	LG.		
Michael Clayton	5	81	1	43		
Devery Henderson	4	47	0	33		



## 2005

### Georgia 34, LSU 14

LSU was limited to 230 total yards of offense, including only 74 rushing yards, as Georgia handed the Tigers a 34-14 loss. WR Dwayne Bowe had a game-high five receptions for 74 yards and one touchdown.

Georgia	14	7	3	10	34
LSU	0	7	0	7	14

#### SCORING SUMMARY

UGA	10:19	1Q	Bailey 45 pass from Shockley (Coutu kick)
UGA	6:12	1Q	Bailey 29 pass from Shockley (Coutu kick)
LSU	13:53	2Q	Russell 1 run (David kick)
UGA	8:23	2Q	Shockley 7 run (Coutu kick)
UGA	9:52	3Q	Coutu 22 FG
UGA	14:40	4Q	Coutu 51 FG
UGA	14:18	4Q	Jennings 15 int return (Coutu kick)
LSU	5:38	4Q	Bowe 19 pass from Flynn (David kick)

#### LSU LEADERS

RUSHING	ATT.	YARDS	TD	LG.		
Shyrone Carey	10	43	0	14		
Skyler Green	2	26	0	17		
Justin Vincent	8	15	0	7		
PASSING	ATT.	COMP.	INT.	YARDS	TD	LG.
JaMarcus Russell	19	11	1	120	0	26
Matt Flynn	11	3	1	36	1	19
RECEIVING	NO.	YARDS	TD	LG.		
Dwayne Bowe	5	74	1	20		
David Jones	2	28	0	26		



## 2007

### LSU 21, Tennessee 14

Jonathan Zenon picked off a pass and returned it 18 yards for a touchdown to seal LSU's 10th all-time SEC title with a 21-14 win over No. 15 Tennessee. The victory propelled the Tigers into the BCS Championship Game for the second time in five seasons.


Tennessee	7	0	7	0	14
LSU	6	0	7	8	21

#### SCORING SUMMARY

UT	12:00	1Q	Brown 11 pass from Ainge (Lincoln kick)
LSU	8:29	1Q	David 30 FG
LSU	3:07	1Q	David 30 FG
LSU	11:52	3Q	Byrd 27 pass from Perrilloux (David kick)
UT	3:09	3Q	Briscoe 6 pass from Ainge (Lincoln kick)
LSU	9:54	4Q	Zenon 18 int return (Perrilloux rush)

#### LSU LEADERS

RUSHING	ATT.	YARDS	TD	LG.		
Jacob Hester	23	120	0	20		
Trindon Holliday	6	58	0	19		
Keiland Williams	5	34	0	27		
PASSING	ATT.	COMP.	INT.	YARDS	TD	LG.
Ryan Perrilloux	30	20	1	243	1	48
RECEIVING	NO.	YARDS	TD	LG.		
Early Doucet	5	29	0	23		
Demetrius Byrd	4	72	1	27		
Brandon LaFell	3	65	0	48		



## 2011

### LSU 42, Georgia 10

Tyrann Mathieu dazzled the crowd with a punt return for a touchdown and set up two more scores with his fumble recovery and return as LSU clinched a BCS Championship Game berth with a 42-10 blowout of Georgia in the 2011 SEC Championship Game. The Tigers scored 35 unanswered points in the second half.

Georgia	10	0	0	0	10
LSU	0	7	21	14	42

#### SCORING SUMMARY

UGA	11:45	1Q	Walsh 40 FG
UGA	0:42	1Q	White 12 pass from Murray (Walsh kick)
LSU	5:48	2Q	Mathieu 62 punt return (Alleman kick)
LSU	12:51	3Q	Hilliard 15 run (Alleman kick)
LSU	10:37	3Q	Hilliard 4 run (Alleman kick)
LSU	3:45	3Q	Hilliard 8 pass from Jefferson (Alleman kick)
LSU	6:17	4Q	Blue 48 run (Alleman kick)
LSU	4:21	4Q	Claiborne 45 int return (Alleman kick)

#### LSU LEADERS

RUSHING	ATT.	YARDS	TD	LG.		
Alfred Blue	8	94	1	48		
Kenny Hilliard	8	72	2	17		
PASSING	ATT.	COMP.	INT.	YARDS	TD	LG.
Jordan Jefferson	13	5	0	30	1	9
RECEIVING	NO.	YARDS	TD	LG.		
Rueben Randle	2	15	0	9		
Kenny Hilliard	1	8	1	8		

# 50

## BOWL APPEARANCES

**BCS NATIONAL CHAMPIONSHIP GAME**  
2008 • 2012

**SUGAR BOWL**  
1936 • 1937 • 1938 • 1950  
1959 • 1960 • 1965 • 1968  
1985 • 1987 • 2002 • 2004  
2007

**CHICK-FIL-A BOWL**  
1968 • 1996 • 2000 • 2005  
2008 • 2012

**ORANGE BOWL**  
1944 • 1962 • 1971 • 1974 • 1983

**COTTON BOWL**  
1947 • 1963 • 1966 • 2003  
2011

**CITRUS BOWL**  
1979 • 2005 • 2010 • 2016  
2017

**SUN BOWL**  
1971 • 1977

**LIBERTY BOWL**  
1978 • 1985

**INDEPENDENCE BOWL**  
1995 • 1997

**OUTBACK BOWL**  
1989 • 2014

**BLUEBONNET BOWL**  
1963 • 1972

**GATOR BOWL**  
1987

**MUSIC CITY BOWL**  
2014

**TEXAS BOWL**  
2015

**FIESTA BOWL**  
2019



## 19-STRAIGHT BOWL GAMES

LSU has played in a bowl game for 19-straight seasons. The Tigers own a record of 12-7 in bowl games during the stretch, which began in 2000. LSU's current streak of 19-straight bowl appearances ranks No. 4 nationally, trailing only Virginia Tech (26), Georgia (22), and Oklahoma (20).



## LAYING THE FOUNDATION

Charlie McClendon, seen here riding the shoulders of his players after guiding the Tigers to a 13-0 victory over Texas in the 1963 Cotton Bowl, led LSU to 13 bowl games in 18 years from 1962-79.



## 26 ALL-TIME VICTORIES

LSU owns a 26-23-1 mark all-time in bowl games. The 26 wins rank ninth among all schools nationally and fourth in the Southeastern Conference. LSU won seven bowl games in the previous decade, cementing the Tigers as one of college football's elite programs. LSU has appeared in 13 Sugar Bowls, second-most of any team in America.

## INDIVIDUAL RECORDS

### RUSHING ATTEMPTS

1.	34	Rondell Mealey (222 yards)	1997 Independence vs. Notre Dame
2.	31	Charles Alexander (197 yards)	1977 Sun vs. Stanford
3.	29	Nick Brossette (117 yards)	2019 Fiesta vs. UCF
3.	29	Leonard Fournette (212 yards)	2015 Texas vs. Texas Tech
5.	28	Jeremy Hill (216 yards)	2014 Outback vs. Iowa
5.	28	Domanick Davis (122 yards)	2002 Sugar vs. Illinois

### RUSHING YARDS

1.	234	Kevin Faulk (25 att.)	1995 Independence vs. Michigan State
2.	222	Rondell Mealey (34 att.)	1997 Independence vs. Notre Dame
3.	216	Jeremy Hill (28 att.)	2014 Outback vs. Iowa
4.	212	Leonard Fournette (29 att.)	2015 Texas Bowl vs. Texas Tech
5.	197	Charles Alexander (31 att.)	1977 Sun vs. Stanford

### RUSHING TOUCHDOWNS

1.	4	Leonard Fournette (29-212)	2015 Texas vs. Texas Tech
1.	4	Domanick Davis (28-122)	2002 Sugar vs. Illinois
3.	3	Charles Scott (15-65)	2008 Chick-fil-A vs. Georgia Tech
4.	2	10 Times Last: Leonard Fournette (11-143)	2014 Music City vs. Notre Dame

### YARDS PER RUSH (MIN. 100 YARDS) (MIN. 10 RUSHES)

1.	13.0	Leonard Fournette (11-143)	2014 Music City vs. Notre Dame
2.	10.3	Jeremy Hill (12-124)	2012 Chick-fil-A vs. Clemson
3.	10.2	Spencer Ware (10-102)	2011 Cotton vs. Texas A&M

### (MIN. 15 RUSHES)

1.	9.4	Kevin Faulk (25-234)	1995 Independence vs. Michigan State
2.	7.3	Leonard Fournette (29-212)	2015 Texas vs. Texas Tech
	7.3	Justin Vincent (16-117)	2004 Sugar/BCS Champ vs. Oklahoma

### (MIN. 30 RUSHES)

1.	6.5	Rondell Mealey (34-222)	1997 Independence vs. Notre Dame
----	-----	----------------------------	----------------------------------

### LONGEST RUSH

1.	89	Leonard Fournette (TD)	2014 Music City vs. Notre Dame
2.	79	D.J. Chark (TD)	2015 Texas vs. Texas Tech
3.	78	Rondell Mealey	1997 Independence vs. Notre Dame
4.	76	Marcus Randall	2003 Cotton vs. Texas
5.	74	Alley Broussard (TD)	2005 Capital One vs. Iowa

### PASSING ATTEMPTS

1.	53	Rohan Davey (31 comp., 444 yards)	2002 Sugar vs. Illinois
2.	45	Marcus Randall (19 comp., 193 yards)	2003 Cotton vs. Texas
3.	37	Jeff Wickersham (20 comp., 221 yards)	1985 Sugar vs. Nebraska
<b>4.</b>	<b>34</b>	<b>Joe Burrow (21 comp., 394 yards)</b>	<b>2019 Fiesta vs. UCF</b>
4.	34	JaMarcus Russell (21 comp., 332 yards)	2007 Sugar vs. Notre Dame

### PASSING COMPLETIONS

1.	31	Rohan Davey (53 atts., 444 yards)	2002 Sugar vs. Illinois
<b>2.</b>	<b>21</b>	<b>Joe Burrow (34 atts., 394 yards)</b>	<b>2019 Fiesta vs. UCF</b>
2.	21	JaMarcus Russell (34 atts., 332 yards)	2007 Sugar vs. Notre Dame
4.	20	Tommy Hodson (32 atts., 224 yards)	1987 Gator vs. South Carolina
4.	20	Jeff Wickersham (37 atts., 221 yards)	1985 Sugar vs. Nebraska

### COMPLETION PERCENTAGE (MIN. 10 ATTS.)

1.	80.0	JaMarcus Russell (12-15, 128 yards)	2005 Capital One vs. Iowa
----	------	--	---------------------------

### (MIN. 20 ATTS.)

1.	70.3	Matt Flynn (19-27, 174 yards)	2008 BCS Title Game vs. Ohio State
----	------	----------------------------------	------------------------------------

### (MIN. 30 ATTS.)

1.	62.5	Tommy Hodson (20-32, 224 yards)	1987 Gator vs. South Carolina
----	------	------------------------------------	-------------------------------

### PASSING YARDS

1.	444	Rohan Davey (31-53)	2002 Sugar vs. Illinois
<b>2.</b>	<b>394</b>	<b>Joe Burrow (21-34)</b>	<b>2019 Fiesta vs. UCF</b>
3.	332	JaMarcus Russell (21-34)	2007 Sugar vs. Notre Dame
4.	261	Brandon Harris (14-23)	2015 Texas vs. Texas Tech
5.	229	Mike Hillman (16-29)	1968 Peach vs. Florida State

### PASSING TOUCHDOWNS

<b>1.</b>	<b>4</b>	<b>Joe Burrow (21-34, 394 yards)</b>	<b>2019 Fiesta vs. UCF</b>
1.	4	Matt Flynn (19-27, 174 yards)	2008 BCS Title Game vs. Ohio State
3.	3	Jordan Jefferson (31-53, 444 yards)	2011 Cotton vs. Texas A&M
3.	3	Rohan Davey (31-53, 444 yards)	2002 Sugar vs. Illinois
3.	3	Rohan Davey (17-25, 174 yards)	2000 Peach vs. Georgia Tech
3.	3	Tommy Hodson (20-32, 224 yards)	1987 Gator vs. South Carolina
3.	3	Bert Jones (12-18, 227 yards)	1971 Sun vs. Iowa State

### PASSES INTERCEPTED

1.	4	Jeff Wickersham	1985 Sugar • Nebraska
----	---	-----------------	-----------------------

### CATCHES

1.	14	Josh Reed (239 yards)	2002 Sugar vs. Illinois
2.	9	Josh Reed (96 yards)	2000 Peach vs. Georgia Tech
2.	9	Wendell Davis (132 yards)	1987 Gator vs. South Carolina
2.	9	Andy Hamilton (146 yards)	1971 Orange vs. Nebraska

### RECEIVING YARDS

1.	239	Josh Reed (14 catches)	2002 Sugar vs. Illinois
2.	165	Andy Hamilton (6 catches)	1971 Sun vs. Iowa State
3.	146	Andy Hamilton (9 catches)	1971 Orange vs. Nebraska
4.	139	Malachi Dupre (7 catches)	2016 Citrus Bowl vs. Louisville
5.	132	Wendell Davis (9 catches)	1987 Gator vs. South Carolina

### RECEIVING TOUCHDOWNS

1.	3	Wendell Davis (9-132)	1987 Gator vs. South Carolina
1.	3	Terrence Tolliver (5-112)	2011 Cotton vs. Texas A&M
<b>3.</b>	<b>2</b>	<b>Six Times Last: Justin Jefferson</b>	<b>2019 Fiesta vs. UCF</b>

### LONGEST PASS PLAY

1.	77	Bert Jones to Andy Hamilton	1971 Sun vs. Iowa State
----	----	-----------------------------	-------------------------

### TOTAL OFFENSE • ATTEMPTS

1.	56	Marcus Randall (271 passing yards)	2003 Cotton vs. Texas
----	----	---------------------------------------	-----------------------

### TOTAL OFFENSE • YARDS

1.	427	Rohan Davey (444 pass, -17 rush)	2002 Sugar vs. Illinois
----	-----	-------------------------------------	-------------------------

### TOTAL OFFENSE • ALL PURPOSE YARDS

1.	271	Kevin Faulk (234 rush, 4 rec., 33 return)	1995 Independence vs. Michigan State
----	-----	--	--------------------------------------

### SCORING • POINTS/TOUCHDOWNS

1.	30	Leonard Fournette (5 TDs)	2015 Texas vs. Texas Tech
----	----	------------------------------	---------------------------

### SCORING • KICKING POINTS

1.	16	Cole Tracey (4 FGs, 4 PATs)	2019 Fiesta vs. UCF
----	----	--------------------------------	---------------------

### SCORING • EXTRA POINTS

1.	8	Trent Domingue	2015 Texas vs. Texas Tech
----	---	----------------	---------------------------

### SCORING • FIELD GOALS

1.	4	Cole Tracy	2019 Fiesta • vs. UCF
----	---	------------	-----------------------

### LONGEST FIELD GOAL

1.	53	Colt David	2008 Chick-fil-A • vs. Georgia Tech
----	----	------------	-------------------------------------

### TACKLES

1.	19	Kevin Minter	2012 Chick-fil-A • vs. Clemson
----	----	--------------	--------------------------------

### INTERCEPTIONS

1.	2	Greg Jackson	1987 Gator • vs. South Carolina
1.	2	Liffort Hobley	1985 Sugar • vs. Nebraska
1.	2	Al Coffee	1971 Orange • vs. Nebraska
1.	2	Benny Griffin	1968 Sugar • vs. Wyoming

### INTERCEPTION YARDS

1.	91	Greg Jackson	1987 Gator • vs. South Carolina
----	----	--------------	---------------------------------

### LONGEST INTERCEPTION RETURN

1.	48	Greg Jackson	1987 Gator • vs. South Carolina
----	----	--------------	---------------------------------

### PUNT RETURNS

1.	6	Tre'Davious White	2015 Texas • vs. Texas Tech
----	---	-------------------	-----------------------------

### PUNT RETURN YARDS

1.	79	Norman Jefferson	1985 Liberty • vs. Baylor
----	----	------------------	---------------------------

### LONGEST PUNT RETURN

1.	79	Norman Jefferson	1985 Liberty • vs. Baylor
----	----	------------------	---------------------------

### KICKOFF RETURNS

1.	5	Morris Claiborne	2012 BCS Title • vs. Alabama
	5	Harvey Williams	1987 Sugar • vs. Nebraska

### KICKOFF RETURN YARDS

1.	138	Harvey Williams	1987 Sugar • vs. Nebraska
----	-----	-----------------	---------------------------

### LONGEST KICKOFF RETURN

1.	100	Leonard Fournette	2014 Music City • vs. Notre Dame
----	-----	-------------------	----------------------------------

### PUNTS

1.	10	Jamie Keehn	2014 Outback • vs. Iowa
----	----	-------------	-------------------------

### PUNTING AVERAGE

1.	56.7	Patrick Fisher	2008 BCS Title • vs. Ohio State
----	------	----------------	---------------------------------

### LONGEST PUNT

1.	65	Donnie Jones	2003 Cotton • vs. Texas
----	----	--------------	-------------------------

## TEAM RECORDS

First Downs	32	2019 Fiesta • vs. UCF
	32	2002 Sugar • vs. Illinois
Rushing Attempts	63	1977 Sun • vs. Stanford (332 yards)
Rushing Yards	337	2015 Texas • vs. Texas Tech (39 att.)
Avg. Per Rush	9.7	2015 Texas • vs. Texas Tech (39-377)
Rushing Touchdowns	7	2015 Texas • vs. Texas Tech
Passes Attempted	53	2002 Sugar • vs. Illinois (31 comp.)
Passes Completed	31	2002 Sugar • vs. Illinois (53 att.)
Completion Percentage	.727	1966 Cotton • vs. Arkansas (8-of-11)
Passing Yards	444	2002 Sugar • vs. Illinois (31-of-53)
Passes Had Intercepted	5	1985 Sugar • vs. Nebraska
Touchdown Passes	4	2019 Fiesta • vs. UCF
	4	2008 BCS Title Game • vs. Ohio State
Total Offense Attempts	97	2002 Sugar • vs. Illinois (595 yards)
Total Offense Yards	638	2015 Texas • vs. Texas Tech (62 plays)
Avg. Gain per Play	10.3	2015 Texas • vs. Texas Tech (62-638)
Fumbles Lost	4	1968 Peach • vs. Florida State
	4	1950 Sugar • vs. Oklahoma
Total Turnovers	8	1950 Sugar • vs. Oklahoma (4 fumbles, 4 interceptions)

Points in a Quarter	28	2008 Chick-fil-a • vs. Georgia Tech (2nd quarter)
Points in a Half	35	2008 Chick-fil-a • vs. Georgia Tech (1st half)
	35	2015 Texas • vs. Texas Tech (2nd half)
Fewest Rushing Yards	-15	1960 Sugar • vs. Ole Miss (32 att.)
Fewest Passing Yards	13	1963 Bluebonnet • vs. Baylor (1-of-5)
Fewest Pass Attempts	5	1963 Bluebonnet • vs. Baylor (1 comp.)
Fewest Passes Completed	1	1963 Bluebonnet • vs. Baylor (5 att.)
Fewest Total Yards	74	1960 Sugar • vs. Ole Miss (-15 rush, 74 pass)
Most Points	56	2015 Texas • vs. Texas Tech
Fewest Points	0	1938 Sugar • vs. Santa Clara; 1947 Cotton • vs. Arkansas
		1950 Sugar • vs. Oklahoma; 1960 Sugar • vs. Ole Miss
		2012 BCS Title Game • vs. Alabama

## COMBINED (LSU AND OPPONENT)

Most Points	83	2015 Texas • vs. Texas Tech (LSU 56, Texas Tech 27)
Fewest Points	0	1947 Cotton • vs. Arkansas (LSU 0, Arkansas 0)
Most Total Yards	1,037	2015 Texas • vs. Texas Tech (LSU 638, Illinois 399)
Fewest Total Yards	248	1938 Sugar • vs. Santa Clara (LSU 158, Santa Clara 90)
Largest Margin of Victory	37	2005 Peach • vs. Miami (LSU 40, Miami 3)

### BCS NATIONAL CHAMPIONSHIP GAME (2-1)

OPPONENT	SCORE	DATE	LSU GAME MVP
vs. Oklahoma *	W, 21-14	Jan. 4, 2004	Justin Vincent, RB
vs. Ohio State	W, 38-24	Jan. 7, 2008	Matt Flynn, QB; Ricky Jean-Francois, DT
vs. Alabama	L, 21-0	Jan. 9, 2012	

\* Also listed under Sugar Bowl

### BLUEBONNET (0-2) (FORMERLY ASTRO BLUEBONNET)

OPPONENT	SCORE	DATE
vs. Baylor	L, 14-7	Dec. 21, 1963
vs. Tennessee	L, 24-17	Dec. 30, 1972

### CITRUS BOWL PRESENTED BY OVERTON'S (2-3) (FORMERLY TANGERINE; FLORIDA CITRUS; CAPITAL ONE, BUFFALO WILD WINGS)

OPPONENT	SCORE	DATE	LSU GAME MVP
vs. Wake Forest	W, 34-10	Dec. 22, 1979	David Woodley, QB
vs. Iowa	L, 30-25	Jan. 1, 2005	
vs. Penn State	L, 19-17	Jan. 1, 2010	
vs. Louisville	W, 29-9	Dec. 31, 2016	Derrius Guice, RB
vs. Notre Dame	L, 21-17	Jan. 1, 2018	

### CHICK-FIL-A PEACH (5-1)

OPPONENT	SCORE	DATE	LSU GAME MVP
vs. Florida State	W, 31-27	Dec. 30, 1968	Mike Hillman, QB Buddy Millican, DE
vs. Clemson	W, 10-7	Dec. 28, 1996	Herb Tyler, QB Anthony McFarland, DT
vs. Georgia Tech	W, 28-14	Dec. 29, 2000	Rohan Davey, QB Bradie James, LB
vs. Miami (Fla.)	W, 40-3	Dec. 30, 2005	Matt Flynn, QB Melvin Oliver, DE
vs. Georgia Tech	W, 38-3	Dec. 31, 2008	Jordan Jefferson, QB Perry Riley, LB
vs. Clemson	L, 25-24	Dec. 31, 2012	Kevin Minter, LB

### COTTON (3-1-1)

OPPONENT	SCORE	DATE	LSU GAME MVP
vs. Arkansas	T, 0-0	Jan. 1, 1947	Y.A. Tittle, QB
vs. Texas	W, 13-0	Jan. 1, 1963	Lynn Amedee, QB
vs. Arkansas	W, 14-7	Jan. 1, 1966	Joe LaBruzzo, RB; David McCormick, T
vs. Texas	L, 35-20	Jan. 1, 2003	
vs. Texas A&M	W, 41-24	Jan. 7, 2011	Terrence Toliver, WR Tyrann Mathieu, DB

### FIESTA (1-0)

OPPONENT	SCORE	DATE	LSU GAME MVP
vs. UCF	W, 40-32	Jan. 1, 2019	Joe Burrow, QB Rashard Lawrence, DT

### GATOR (1-0)

OPPONENT	SCORE	DATE	LSU GAME MVP
vs. South Carolina	W, 30-13	Dec. 31, 1987	Wendell Davis, WR

### INDEPENDENCE (2-0)

OPPONENT	SCORE	DATE	LSU GAME MVP
vs. Michigan State	W, 45-26	Dec. 29, 1995	Kevin Faulk, RB Gabe Northern, DE Rondell Mealey, RB Arnold Miller, DE
vs. Notre Dame	W, 27-9	Dec. 28, 1997	

### LIBERTY (0-2)

OPPONENT	SCORE	DATE
vs. Missouri	L, 20-15	Dec. 23, 1978
vs. Baylor	L, 21-7	Dec. 27, 1985

### MUSIC CITY (0-1)

OPPONENT	SCORE	DATE
vs. Notre Dame	L, 31-28	Dec. 30, 2014

### ORANGE (2-3)

OPPONENT	SCORE	DATE
vs. Texas A&M	W, 19-14	Jan. 1, 1944
vs. Colorado	W, 25-7	Jan. 1, 1962
vs. Nebraska	L, 17-12	Jan. 1, 1971
vs. Penn State	L, 16-9	Jan. 1, 1974
vs. Nebraska	L, 21-20	Jan. 1, 1983

### OUTBACK (1-1) (FORMERLY HALL OF FAME)

OPPONENT	SCORE	DATE	LSU GAME MVP
vs. Syracuse	L, 23-10	Jan. 2, 1989	
vs. Iowa	W, 21-14	Jan. 1, 2014	Jeremy Hill, RB

### SUGAR (6-7)

OPPONENT	SCORE	DATE	LSU GAME MVP
vs. TCU	L, 3-2	Jan. 1, 1936	
vs. Santa Clara	L, 21-14	Jan. 1, 1937	
vs. Santa Clara	L, 6-0	Jan. 1, 1938	
vs. Oklahoma	L, 35-0	Jan. 1, 1950	
vs. Clemson	W, 7-0	Jan. 1, 1959	Billy Cannon, RB
vs. Ole Miss	L, 21-0	Jan. 1, 1960	
vs. Syracuse	W, 13-10	Jan. 1, 1965	Doug Moreau, FL
vs. Wyoming	W, 20-13	Jan. 1, 1968	Glenn Smith, HB
vs. Nebraska	L, 28-10	Jan. 1, 1985	
vs. Nebraska	L, 30-15	Jan. 1, 1987	
vs. Illinois	W, 47-34	Jan. 1, 2002	Rohan Davey, QB
vs. Oklahoma	W, 21-14	Jan. 4, 2004	Justin Vincent, RB
vs. Notre Dame	W, 41-14	Jan. 3, 2007	JaMarcus Russell, QB

### SUN (1-1)

OPPONENT	SCORE	DATE	LSU GAME MVP
vs. Iowa State	W, 33-15	Dec. 18, 1971	Bert Jones, QB
vs. Stanford	L, 24-14	Dec. 31, 1977	Charles Alexander, RB

### TEXAS (1-0)

OPPONENT	SCORE	DATE	LSU GAME MVP
vs. Texas Tech	W, 56-27	Dec. 29, 2015	Leonard Fournette, RB

**LSU'S ILLUSTRIOUS FOOTBALL HISTORY**

- 797** All-time wins
- 476** Academic All-SEC honors
- 239** First-Team All-SEC selections
- 75** First-Team All-America honors
- 50** Bowl Games
- 42** NFL First Round Draft Picks
- 374** All-Time SEC Wins
- 26** Academic All-America selections
- 26** Bowl Victories
- 14** College Football Hall of Famers
- 11** SEC Championships
- 8** SEC West Championships
- 5** Pro Football Hall of Famers
- 3** National Championships



**2007 NATIONAL CHAMPIONS**

Matt Flynn (15) and Ricky Jean-Francois (90) celebrate the national title with the 2007 Coaches' Trophy following the Tigers' 38-24 win over Ohio State.



**2003 NATIONAL CHAMPIONS**

LSU celebrates the second national championship in program history after the Tigers defeated Oklahoma, 21-14, in the 2004 Nokia Sugar Bowl.



**1958 NATIONAL CHAMPIONS**

LSU claimed its first national championship in 1958. The Tigers compiled a perfect 11-0 season and defeated Clemson, 7-0, in the Sugar Bowl on Jan. 1, 1959.

**RINGS OF SUCCESS**

LSU's storied football success includes championship rings from three national championships, 11 SEC titles and eight SEC Western Division championships. The 2007 national championship ring (front) commemorates the Tigers' most recent national title.





### CANNON'S HALLOWEEN RUN

TIGER STADIUM • OCT. 31, 1959

Billy Cannon's 89-yard punt return for a touchdown against third-ranked Ole Miss is not only one of the most memorable plays in LSU football history, but it also ranks among the most memorable in college football. Trailing 3-0 late in the game, Cannon, the 1959 Heisman Trophy winner, fielded the punt at the Tiger 11-yard line and began his run into immortality. He eluded seven would-be tacklers down the east sideline and crossed the goal line of Tiger Stadium for the only touchdown of the game, giving the top-ranked LSU Tigers the 7-3 victory.



### 1966 COTTON BOWL

COTTON BOWL • JAN. 1, 1966

LSU entered the 1966 Cotton Bowl as a heavy underdog to the second-ranked Arkansas Razorbacks, but the Tigers knew they had nothing to lose and a lot of respect to gain. Arkansas, which entered the game riding a 22-game win streak and knew a victory over LSU meant a possible national title, struck first, but LSU's Joe Labruzzo reached the endzone twice in the second quarter to give the Tigers a 14-7 lead that would stand and foil the Razorbacks' hopes of a title.



### JONES TO DAVIS

TIGER STADIUM • NOV. 4, 1972

"You are now entering Louisiana. Set your clocks back four seconds," read a sign put up on the Louisiana-Mississippi state line after this game. With undefeated and No. 6 LSU on the ropes, and four seconds remaining in the contest, Bert Jones' pass to Jimmy LeDoux fell incomplete in the endzone sending the Ole Miss sidelines into a celebration. But somehow, the game clock still showed :01 remaining. Following an Ole Miss timeout, Jones hit Brad Davis, who bobbled the football, and then dove into the endzone tying the game at 16-16. Rusty Jackson's extra-point provided the winning margin in what was one of the most improbable wins in school history.



### THE EARTHQUAKE GAME

TIGER STADIUM • OCT. 8, 1988

With time winding down and LSU saddled with fourth-and-10 at the Auburn 11-yard line, quarterback Tommy Hodson found running back Eddie Fuller in the back of the endzone for the game-winning touchdown as LSU stunned fourth-ranked Auburn, 7-6, in Tiger Stadium. In what is now known as the "Earthquake Game", Hodson's touchdown pass to Fuller with 1:41 left in the contest caused such a thunderous explosion from the 79,341 fans in Tiger Stadium, the LSU Department of Geology registered vibrations on a seismograph machine at the exact moment the TD was scored.



### NO. 1 FALLS!

TIGER STADIUM • OCT. 11, 1997

Oct. 11, 1997, marked the first time LSU defeated the No. 1 ranked team in the nation when the Tigers upended top-ranked Florida, 28-21, in Tiger Stadium. LSU jumped out to an early lead, but the Gators would score a touchdown with 6:44 remaining in the fourth quarter to cut the lead to single digits. LSU's defense sealed the victory when Raion Hill intercepted a Florida pass with less than three minutes to play, and the Tigers ran out the clock to set off one of the greatest celebrations in Tiger Stadium history.



### SEC CHAMPIONS!

GEORGIA DOME • DEC. 8, 2001

LSU, playing in its first SEC Championship Game, shocked No. 2 Tennessee to win its first SEC title since 1986 by a score of 31-20. Tiger starting QB Rohan Davey went down to injury and was spelled by redshirt freshman Matt Mauck, who scored two rushing touchdowns to claim MVP honors. The game was dedicated to the memory of former coach Charles McClendon, who passed away a day earlier while the Tigers were en route to Atlanta. The win secured LSU's first Sugar Bowl appearance since 1987.





### BLUEGRASS MIRACLE

COMMONWEALTH STADIUM • NOV. 9, 2002

Trailing 30-27 to Kentucky with 11 seconds to play in the game, LSU mounted a two-play 87-yard drive that will forever be known as, "The Bluegrass Miracle." QB Marcus Randall connected with WR Devery Henderson on the game-winning 75-yard pass as time expired to give the Tigers a 33-30 victory.



### LET THE VALLEY SHAKE!

TIGER STADIUM • SEPT. 20, 2003

QB Matt Mauck rolled to his left, fired to the endzone and found wide receiver Skyler Green for an over-the-shoulder 34-yard touchdown for an over-the-shoulder 34-yard touchdown with 3:03 remaining as No. 11 LSU outlasted No. 7 Georgia, 17-10, in an early SEC thriller at a raucous Tiger Stadium. All-American Corey Webster sealed the victory with an interception in the final minute. With ESPN College GameDay on hand for the first time since 1997, the win catapulted the Tigers onto the national scene where they would eventually go on to claim their first national title since 1958.



### 2003 NATIONAL CHAMPIONS

LOUISIANA SUPERDOME • JAN. 4, 2004

LSU, the No. 2 team in the Bowl Championship Series rankings, beat No. 1 BCS ranked Oklahoma in the Nokia Sugar Bowl to win the 2003 National Championship, the Tigers' first title since 1958. Freshman RB Justin Vincent, named the game's MVP after totaling 117 yards, scampered 64 yards on the first play of the game to set the tone as LSU never trailed, winning 21-14. The LSU defense, ranked No. 1 in the nation, stifled the Sooner's top-ranked offense, holding Oklahoma to 154 yards and sacking Heisman winning QB Jason White five times.



### PRIMETIME DRAMA

TIGER STADIUM • OCT. 6, 2007


In one of the most exciting games ever played in LSU's storied Tiger Stadium, No. 1-ranked LSU overcame a 10-point fourth-quarter deficit to beat defending national champion and ninth-ranked Florida, 28-24, in front of 92,910 emotionally spent fans. TB Jacob Hester plunged into the endzone from 1-yard out that gave LSU its first lead of the game and sent Tiger Stadium into pandemonium with 1:06 to go in the fourth quarter. It marked LSU's first national primetime game on CBS since 1981.



### 2007 NATIONAL CHAMPIONS

LOUISIANA SUPERDOME • JAN. 7, 2008

LSU became the first school in the nation to win multiple BCS national titles as the second-ranked Tigers downed top-ranked Ohio State, 38-24, in the 2008 BCS National Championship Game. LSU trailed 10-0 in the first quarter but rallied for 31 unanswered points on a school-record tying four TD passes from QB Matt Flynn to claim the third national title in program history. DT Ricky Jean-Francois garnered defensive Most Outstanding Player honors chiefly for blocking a second-quarter, 38-yard field goal attempt that kept the game tied at 10-10 and swung the momentum completely in LSU's favor the remainder of the game.



### GAME OF THE CENTURY

BRYANT-DENNY STADIUM • NOV. 5, 2011

Billed as the "Game of the Century" after weeks of media hype, Drew Alleman's 25-yard field goal in overtime propelled No. 1 LSU past No. 2 Alabama, 9-6, in Bryant-Denny Stadium. With rosters featuring future NFL players, neither team was able to score a touchdown. With the Tide driving in the fourth quarter, S Eric Reid made arguably the biggest play of the entire college football regular season, when he grabbed an acrobatic, diving interception at the 1-yard line that prevented an Alabama score.

# LSU Football Traditions from A to Z

The rich history of LSU football is impossible to portray in only a few pages. However, below are tidbits from the Tiger Football annals that have contributed to the story that is 126 seasons of LSU Football. These items are presented as background material with the hope that they will encourage a better understanding of the many traditions that are associated with Tiger football and LSU Athletics.




## ALMA MATER

Since 2005, LSU has followed a win by singing the alma mater on the field. Ed Orgeron has carried on the tradition following a victory. Orgeron and the team gather in front of the student section and join the student body in a rendition of the alma mater.

Where stately oaks and broad  
magnolias shade inspiring halls,  
There stands our dear Old Alma  
Mater who to us recalls  
Fond memories that waken in our  
hearts a tender glow,  
And make us happy for the love  
that we have learned to know.

All hail to thee our Alma Mater,  
molder of mankind,  
May greater glory, love unending  
be forever thine.  
Our worth in life will be thy worth  
we pray to keep it true,  
And may thy spirit live in us,  
forever L-S-U.

FOR MORE SONGS OF LSU  
[LSUsports.net/songs](http://LSUsports.net/songs)



The 1962 LSU cheerleaders

## CHEERLEADERS

Cheerleaders have long been a part of college football tradition, and the LSU Varsity Cheerleaders are no exception in their role in Tiger gridiron lore. The cheerleaders traditionally lead the Tigers onto the field before and after halftime of every game. The 1989 Tiger cheerleaders captured the National Championship in the annual Universal Cheerleading Association competition.

[LSUsports.net/cheerleading](http://LSUsports.net/cheerleading)



## BILLY CANNON, NO. 20

The great Billy Cannon, two-time All-American and Heisman Trophy winner, played at LSU from 1957-59. He led the Tigers to the 1958 National Championship and is best known for his 89-yard punt return to beat Ole Miss in 1959. In his career, Cannon rushed for 1,867 yards on 359 carries, an average of 5.2 yards per carry and scored 19 rushing touchdowns. He also scored two touchdowns by receiving and one each by punt return, kickoff return and interception return. LSU went 24-7 during Cannon's stay on the Baton Rouge campus, including 19 straight victories from the end of the 1957 season to the eighth game of the 1959 campaign. Following that 1959 season, Cannon's jersey was retired into the LSU Athletics Hall of Fame. A sign honoring Cannon was unveiled in the southeast corner of Tiger Stadium during LSU's game against Ole Miss on Nov. 22, 2008. Cannon was enshrined into the College Football Hall of Fame in the summer of 2009. Cannon passed away on May 20, 2018, at the age of 80.

## BILLY CANNON STATUE

Billy Cannon became the third LSU Tiger to have a statute unveiled on campus. The statue, located on the Champions Plaza on the southwest corner of Tiger Stadium, commemorates the accomplishments of the most heralded football player in LSU Football history. Cannon led LSU to the 1958 national championship and the following year won the 1959 Heisman Trophy as the top player in college football. His No. 20 jersey was retired by the University in 1959 and he was inducted into the LSU Hall of Fame in 1975.



## CHINESE BANDITS

The nickname of one of the three units utilized in Paul Dietzel's three-platoon system that vaulted the Tigers to the 1958 National Championship. That year, the first team was named the White Team, an offensive unit was named the Go Team and a defensive unit was tabbed the Chinese Bandits. The White Team, naturally, wore white jerseys and was so named. The Go Team wore gold jerseys as the word "gold" was eventually shortened to "go." The name "Chinese Bandits" actually originated when Dietzel recalled a line from the old "Terry and The Pirates" comic strip that referred to Chinese Bandits as the "most vicious people in the world." In their heyday, the Chinese Bandits were featured in Chinese masks in Life magazine. In 1980, the LSU band revived the "Bandit" tune played when the LSU defense stalls any opponent's drive.



Special thanks to Peter Finney of the New Orleans Times-Picayune who has documented the history of LSU football in his book "Fighting Tigers", the late Marty Mule of the New Orleans Times-Picayune who penned "Eye of the Tiger" in celebration of LSU's football centennial in 1993, and to the late historian H. Warren Taylor whose relentless pursuit of accurate information and record-keeping in the early years of LSU athletics has kept alive the accomplishments of Tiger athletes in football, basketball, track and boxing dating back to the late 1800s.



## CUBA: TIGERS ON FOREIGN SOIL

LSU was the first college team to play on foreign soil when, in 1907, coach Edgar R. Wingard took his Tigers to Havana for an international gridiron bout. The University of Havana team had dominated every American success team it had played, but had never encountered football collegiate style. The finesse of the Tigers took the big Cuban team by surprise on Christmas Day at Almendares Park and LSU walked away with a convincing 56-0 victory before 10,000 fans.

## DORMITORIES

Tiger Stadium once housed some 1,500 dorm rooms, home to many LSU students over the years. The concept was introduced in 1928 by T.P. "Skipper" Heard, who learned that LSU president James Smith proposed to use \$250,000 to build new dormitories on the LSU campus. Heard sold Smith on the idea of raising the stands on both the East and West sides of the stadium and extending them to the end zones, then constructing the dorms inside the stadium. Thus the University got its dorms and Tiger Stadium's capacity increased by 10,000 seats in 1931. Today, the dorms are used for storage.




## THE GOLDEN BAND FROM TIGERLAND

The grandest band in all the land, the Golden Band from Tigerland, is as much a part of Saturday nights in Tiger Stadium as the team itself. Among the many favorites of LSU fans is the band's traditional pregame march down North Stadium Drive from the Band Hall to the tune of "Hold That Tiger." That tradition is a carry-over from the old pregame parades through downtown Baton Rouge. Castro Carazo was the man handpicked by Louisiana Governor Huey Long in 1935 to revamp the Tiger band. Carazo and Long together wrote fan favorite "Touchdown for LSU," and two years later, Carazo also penned the official LSU fight song, "Fight For LSU." The tradition of the LSU Tiger Marching Band continues today. The LSU Tiger Marching Band is made up of some 325 musicians, Golden Girls and Colorguard members. In 1997, the band was selected as the top band in the Southeastern Conference by SEC band directors. In December 2001, the band was awarded the Sudler Trophy, the highest honor a collegiate marching band can receive. The award has been called "the Heisman Trophy of marching bands," according to Frank Wickes, former director of LSU bands. A new, state-of-the-art, 17,640 square foot band hall opened its doors on April 26, 2012.

## EARTHQUAKE GAME (1988)

With time winding down and LSU saddled with fourth-and-10 at the Auburn 11-yard line, quarterback Tommy Hodson found running back Eddie Fuller in the back of the endzone for the game-winning touchdown as LSU stunned fourth-ranked Auburn, 7-6, in Tiger Stadium. In what is now known as the "Earthquake Game", Hodson's touchdown pass to Fuller with 1:41 left in the contest caused such a thunderous explosion from the 79,341 fans in Tiger Stadium, the LSU Department of Geology registered vibrations on a seismograph machine at the exact moment the TD was scored.



## FIGHTING TIGERS

In the fall of 1896, coach A.W. Jeardeau's LSU football team posted a perfect 6-0-0 record, and it was in that pigskin campaign that LSU first adopted its nickname, Tigers. "Tigers" seemed a logical choice since most collegiate teams in that year bore the names of ferocious animals, but the underlying reason why LSU chose "Tigers" dates back to the Civil War. During the "War

Between the States," a battalion of Confederate soldiers comprised of New Orleans Zouaves and Donaldsonville Cannoneers distinguished themselves at the Battle of Shenandoah. These Louisiana rebels had been known by their contemporaries as the fighting band of Louisiana Tigers. Thus, when LSU football teams entered the gridiron battlefields in their fourth year of intercollegiate competition, they tagged themselves as the "Tigers." The 1955 LSU "fourth-quarter ball club" helped the moniker "Tigers" grow into the nickname, "Fighting Tigers."

## THE GOLDEN BOOT

The Golden Boot is a trophy awarded each year to the winner of the Battle for the Golden Boot football matchup between LSU and SEC rival Arkansas. The trophy was introduced to the series prior to the 1996 season. Molded from 24-karat gold in the shape of the states of Arkansas and Louisiana, the trophy stands four feet in height, weighs nearly 200 pounds and is valued at \$10,000. It is believed to be the heaviest trophy awarded in a college football rivalry. After a win in the series, the victorious team keeps the trophy until the following year's matchup.

[LSUsports.net/boot](http://LSUsports.net/boot)

## THE GOLDEN GIRLS

Taking the field with the Tiger Band at LSU for the first time in 1959, the prestigious LSU Golden Girls represent the oldest and most established danceline on the LSU campus. The line consists of a very talented group of young ladies who are chosen each spring by a special audition. The Golden Girls are one of the feature units with the LSU Tiger Band and perform for all home LSU football games and selected campus events, as well as, away games with the full Tiger Band. The 2009 season represented the 50th anniversary of the group's foundation.

[LSUsports.net/goldenband](http://LSUsports.net/goldenband)

## HALL OF FAMERS

Fourteen members of the LSU football community have the distinction of being inductees into the National Football Foundation College Football Hall of Fame that was established in 1947. In 1956, former end Gaynell Tinsley was enshrined in South Bend, Ind., as LSU's first Hall of Famer. Ken Kavanaugh (1963), Abe Mickal (1967), Doc Fenton (1971), Tommy Casanova (1995), Billy Cannon (2009) Jerry Stovall (2010) and Charles Alexander (2012) all have been inducted into the event that is annually held in New York City in December. Bert Jones became the newest College Football Hall of Famer from LSU when he was officially inducted in December 2016. Five LSU coaches are members of the NFF Hall of Fame, a list that includes the legendary Charles McClendon. Five former LSU players have earned the highest honor of being inducted into the Pro Football Hall of Fame in Canton, Ohio, with Johnny Robinson and Kevin Mawae joining the ranks in 2019. Steve Van Buren was the first in 1965. Y.A. Tittle, who went on to become one of the greatest quarterbacks in history, was inducted in 1971 after a storied career with the Baltimore Colts, San Francisco 49ers and New York Giants. Four-time NFL championship winner and 1962 NFL MVP Jimmy Taylor was enshrined in 1976. Thirty-two LSU football players are also members of the Louisiana Sports Hall of Fame with Max Fugler as the most recent inductee in the summer of 2019.

## H-STYLE CROSSBAR

Unknown to many Tiger fans, the LSU football team still runs onto the field under the same crossbar that stood as part of the north end zone goalpost in Tiger Stadium as early as 1955. It had long been a tradition that the LSU football team enters the field by running under the goalpost when the new "T-style" goalposts came into vogue. By virtue of tradition, the old "H-style" posts stood on the field of Death Valley until they were finally removed in 1984. Part of the crossbar, however, was kept and mounted above the door of the Tiger Den through which the Tigers run onto the field each game. In 1993, in celebration of the centennial of LSU football, the "H-style" goalposts were returned to the end zones of Tiger Stadium. Today, Tiger Stadium is one of only three college stadiums in the nation who still use the "H-style" crossbar. Doak Campbell Stadium at Florida State and Martin Stadium at Washington State are the other two.



## HALLOWEEN NIGHT

Drama on Halloween is as traditional as pumpkins and goblins for LSU and Ole Miss. These schools have met seven times on Oct. 31 with the series tied at 3-3-1. The most notable game on All Hallow's Eve was the 1959 thriller that saw Billy Cannon return a punt 89 yards to spur a 7-3 Tiger victory. The Tigers and Rebels next met on Halloween in 1964. Ole Miss led 10-3 late in the fourth quarter in Death Valley when LSU scored a touchdown to make it 10-9. Quarterback Billy Ezell then threw to Doug Moreau in the front corner of the endzone on the two-point conversion, at nearly the exact point where Cannon had crossed the goal line five years earlier for an 11-10 win. There was a 17-year drought before the teams played on Oct. 31 again, this time at Jackson in 1981. A seesaw battle ended with a 46-yard field goal off the foot of LSU's David Johnston as time expired for a 27-27 tie. In the most recent meeting, the teams engaged in the first overtime game in LSU history at Oxford in 1998, but Ole Miss emerged with a 37-31 win. LSU is 8-6-1 all-time on Halloween night, including a 42-0 shutout of Tulane in Tiger Stadium in 2009.



## HALLOWEEN RUN

There have been longer scoring plays in LSU football history, but Billy Cannon's 89-yard punt return against Ole Miss in 1959 is simply, and undeniably, the most famous play in Tiger gridiron records. In fact, some consider it one of the most memorable in college football history. It was an eerie, misty and humid Halloween night, and the Rebels of Mississippi took a 3-0 lead into the final quarter, threatening to end an 18-game LSU win streak. On third and 17 from the Ole Miss 42, the Rebels' Jake Gibbs punted 47 yards to the Tiger 11 where Cannon hauled it in on the bounce.

Cannon careened off seven tacklers down the east sideline and darted 89 yards to immortality. Some say it may have been that run that assured Cannon of the Heisman Trophy he received at season's end. LSU celebrated the 50-year anniversary of the legendary play in 2009 as Cannon was recognized on the field during the Tigers' game with Tulane on Halloween night.

## ICE BOWL (1946)

The Tigers of 1946, though not one of Bernie Moore's two SEC Championship teams, was surely one of Moore's finest squads. Only a 26-7 loss at the hands of SEC foe Georgia Tech spoiled the season and the Y.A. Tittle-led Bayou Bengals landed in the Cotton Bowl against Arkansas and star Razorback Smackover Scott. But ice, sleet and snow pelted Dallas on that Jan. 1 as LSU filled oil drums with charcoal and started fires for makeshift heaters on the field. Fans built fires in the stands and watched the Tigers roll to 271-54 advantage in total yardage and a 15-1 lead in first downs. Those numbers, however, didn't equate on the scoreboard that showed 0-0 at game's end. The Tigers finished the season with a 9-1-1 record in Moore's penultimate season as head coach.



## JERSEY 18

Jersey No. 18 was an LSU tradition born in 2003 when quarterback Matt Mauck guided the Tigers to their first national championship since 1958. His number became synonymous with success – both on and off the field – as well as a selfless attitude that has become the epitome of being an LSU football player. After his final year with the Tigers, Mauck passed jersey No. 18 down to running back Jacob Hester, who then helped LSU to another national title in 2007. Each season, a Tiger player is voted to wear the No. 18 and is announced prior to the start of training camp in August.

18

- Matt Mauck (2001-03)
- Jacob Hester (2004-07)
- Richard Dickson (2008-09)
- Richard Murphy (2010)
- Brandon Taylor (2011)
- Bennie Logan (2012)
- Lamin Barrow (2013)
- Terrence Magee (2014)
- Tre'Davious White (2015-16)
- Christian LaCouture (2017)
- John David Moore (2017)
- Foster Moreau (2018)
- K'Lavon Chaisson (2019)
- Lloyd Cushenberry (2019)



## JERSEY 7

A new LSU tradition began in 2011 when one of the most dynamic playmakers in LSU history turned over his No. 7 jersey to the next player up as a force to be reckoned with. NFL Pro Bowler Patrick Peterson's three seasons wearing the No. 7 made it a coveted number for future Tigers to wear. The jersey moved to the offensive side of the ball as running back Leonard Fournette inherited the number from Peterson. Fournette had this to say about wearing No. 7, "I know the history behind the number. No. 7 is the number at LSU for big-

### Jersey 7 (2008-19)

- Patrick Peterson (2008-10)
- Tyrann Mathieu (2011)
- Leonard Fournette (2014-16)
- DJ Chark (2017)
- Grant Delpit (2019)

time playmakers like myself, Patrick Peterson and Tyrann Mathieu. That number changes the program and there's a lot to come from players wearing that number." Unanimous All-American Grant Delpit is the latest player to be awarded the No. 7 jersey for the 2019 season.



pre-1947



1947-55



1958-64



1972-76



1977-2013



2014-present

## HELMETS

LSU's helmet is a striking tradition that has seen its share of changes since the program's inception. From 1947-55, a dark gold helmet was used by the Tigers. Then in 1956, head coach Paul Dietzel entered his second season by introducing a new helmet design. The helmet was changed to a yellow gold, similar to that of the Green Bay Packers, that featured a white one-inch center stripe and purple three-quarter-inch flanking stripes. It is a look that has become synonymous and identified with LSU football since its unveiling. The 1957 Tigers had the addition of black two-inch "NCAA style" identifying numerals placed on each side of the helmet and that size expanded to three inches in 1958, the year of LSU's first national title. In 1972, a logo first appeared on the helmet. In 1977, the logo was modified, and that look remained until 2013. In 2014, the Tiger head logo was updated with a fresh look.

## THE KINGFISH

No single person can be credited for building LSU football into the entity it is today, but one of the men who most influenced the popularity of Tiger football was neither a player nor a coach. The "Kingfish," Louisiana Governor Huey P. Long, never shied from using his political influence to aid the cause of LSU football. Two examples: In 1934, athletic director T.P. Heard reported low advance sales for the LSU-SMU game because of a circus coming to town the night of the game. Long contacted the proper Barnum and Bailey representatives and informed them of a near-forgotten animal-dipping law. The show was canceled and LSU-SMU ticket sales took off. Later that same year, Long used his influence to "entice" passenger agents of the Illinois Central Railroad to lower fares for LSU students traveling to a road football game. When Long threatened to reassess the value of railroad bridges in the state from \$100,000 to \$4 million, the railroad generously agreed to give LSU students a \$6 roundtrip fare for the Vanderbilt game that season.



## NIGHT GAMES IN TIGER STADIUM

The tradition of playing night games in Tiger Stadium began on Oct. 3, 1931, when LSU downed Spring Hill, 35-0, under the lights. The idea of night football was introduced by T.P. "Skipper" Heard, then graduate manager of athletics and later athletics director. Several reasons were cited for playing LSU games at night, including avoiding the heat and humidity of afternoon games, avoiding scheduling conflicts with Tulane and Loyola, and giving more fans the opportunity to see the Tigers play. An immediate increase in attendance was noted, and night football soon became ingrained in LSU football lore. LSU has also traditionally played better at night than in the light of day. LSU is 334-108-13 (.748) under the lights of Tiger Stadium and 90-43-5 (.665) during the day at home.

## NUMBERING SYSTEM

LSU, in 1952, introduced a unique - and short-lived - jersey numbering system. The idea of coach Gaynell "Gus" Tinsley and publicity director Jim Corbett, the system utilized an abbreviation of the player's position on his jersey. Thus, ends, guards and tackles wore the letters "E," "G" and "T" followed by a single-digit number. The right side of the line wore even numbers, the left side odd numbers. In similar fashion the centers, quarterbacks, left halfbacks, right halfbacks and fullbacks wore "C," "Q," "L," "R" and "F," respectively, followed by single-digit numerals. The 1953 LSU yearbook, the Gumbo, boldly predicted that the new system "may revolutionize the football jersey manufacturing industry." It didn't.



## PURPLE & GOLD

There is some discrepancy in the origin of Royal Purple and Old Gold as LSU's official colors. It is believed that those colors were worn for the first time by an LSU team in the spring of 1893 when the LSU baseball squad beat Tulane in the first intercollegiate contest played in any sport by Louisiana State University. Team captain E.B. Young reportedly hand-picked those colors for the LSU squad. Later that year, the first football game was played. On Nov. 25, 1893, football coach/chemistry professor Dr. Charles Coates and some of his players went into town to purchase ribbon to adorn their gray jerseys as they prepared to play the first LSU gridiron game. Stores were stocking ribbons in the colors of Mardi Gras - purple, gold, and green - for the coming Carnival season. However, none of the green had yet arrived at Raymond's Store at the corner of Third and Main streets. Coates and quarterback Ruffin Pleasant bought up all of the purple and gold stock and made it into rosettes and badges.



## THE RAG

The Rag was the traditional spoils of victory in the LSU-Tulane rivalry for many years. This flag, decorated half in LSU's colors of purple and gold and the other half adorned in the green and white of Tulane, was held for one year by the victorious school until the game the following season. The whereabouts of the original flag are unknown; however, a new version of The Rag was awarded to the LSU squad after the Tigers defeated the Greenies, 48-17, in the 2001 season opener in Death Valley.

## THE RIVALRY: LSU VS. TULANE

LSU's rivalry with the Green Wave of Tulane was a natural from the game's infancy. The Greenies won LSU's first football game in 1893 by a 34-0 count, but over the ensuing seasons, the Tigers have dominated the series and own a 68-22-7 margin over their neighbors from New Orleans. The proximity of the schools made for the development of the rivalry in its early years and, by 1913, fans began to travel the distance by automobile instead of by train. Today's Tiger fan can traverse the distance from Tiger Stadium to the Louisiana Superdome in an hour, but in the early years, according to the New Orleans Times-Picayune "with a good car, it can be negotiated in perfect comfort in six hours." The two schools renewed the series in 2007 as LSU defeated Tulane, 34-9, in the Superdome. The most recent meeting occurred in 2009 when the Tigers shutout the Green Wave, 42-0, on Halloween night in Tiger Stadium.



## OLE WAR SKULE

LSU began in 1860 as the Louisiana State Seminary of Learning and Military Academy, shortly before the beginning of the Civil War. In fact, LSU's first superintendent was Civil War commander William Tecumseh Sherman. "Ole

War Skule" was formerly a popular reference to LSU, as was the term "Old Lou."

# LSU Football Traditions from A to Z

## PERFECT SEASONS

LSU has had six unblemished seasons in its history. The Tigers first went undefeated and untied in 1895 under head coach A. P. Simmons with a 3-0 record, but the first truly great LSU team is considered to be the 1908 squad led by one of the most legendary players to wear the Purple and Gold--Doc Fenton. That 1908 team, coached by Edgar R. Wingard, soared through a 10-game schedule without a loss or tie as Fenton scored an incredible 125 points on the year. It was 50 years before LSU would post another perfect season, winning the national championship in 1958 with an 11-0 mark.



1896 Tigers



1902 Tigers



1905 Tigers



1908 Tigers

## SOUTH END ZONE

Whether it be the 1959 goal line stand that sealed victory for the Tigers against Ole Miss on the "Billy Cannon Run" night or Bert Jones' pass to Brad Davis as time expired to beat the Rebels in 1972, the south end zone of Tiger Stadium has become somewhat of an enigma for the sometimes strange and often memorable plays in LSU football. The Tiger defenders have put together numerous goal line stands at the south end



**Billy Cannon and Warren Rabb make a stop at the South End Zone.**

zone, including the following games: 1985 Colorado State, 1985 Florida, 1986 North Carolina, 1986 Notre Dame, 1988 Texas A&M, 1991 Florida State, 1992 Miss. State and 1996 Vanderbilt. In 1988, the Tigers stymied the Texas A&M Aggies at the LSU 2-yard line despite the distraction of a bank of lights going dark midway through A&M's series of plays. For that series, LSU's defense was nicknamed the "Lights Out Defense." The first great goal line stand at that end of the field may have been in that 1959 game when Warren Rabb and Billy Cannon halted Ole Miss' Doug Elmore at the one-yard line for the 7-3 victory. Then, in 1971, the first and most memorable of LSU's three goal line stands against Notre Dame was at the 1-yard line at the South end of the field as Louis Cascio and Ronnie Estay hit the Irish's Andy Huff at the goal en route to a 28-8 Tiger victory.



## TAILGATING

It has often been pondered whether the attraction of night football is because of the excitement of the atmosphere created by a game under the lights, the more pleasant weather of an evening after the sun has set, or because it allows more time for tailgating. If it is not football that people of south Louisiana crave, then it is food. Tiger fans arrive as early as Thursday evening for Saturday games, set up their motor homes and kick back for a weekend of cooking and enjoyment for two days until kickoff. A stroll across the LSU campus and through the parking lots is a veritable connoisseur's treat. Common entrees include crawfish, boiled shrimp, and jambalaya and, on occasion, one will run across a cochon-de-lait (pig roast). In 2008, ESPN.com ranked LSU as the top tailgating destination in America. In 2010, Sporting News, proclaimed "Saturday Night in Death Valley" and Tiger tailgating as the top traditions in all of college football. LSU's legendary tailgating experience was recently named No. 1 by the Associated Press in a September 2010 poll and by CNN in the network's November 2010 survey.

## UNIFORM HISTORY



1995 - Kentucky



1996 - Vanderbilt




1997 - Notre Dame



1998 - Florida




2007 - Tulane




2009 - Arkansas




2011 - Auburn



2015 - Ole Miss



2016 - Mississippi State



2018 - Mississippi State

## VICTORY HILL

A pregame ritual for many Tiger fans is to line North Stadium Drive in the hours before kickoff to see the Tiger Marching Band in its walk from the band hall. The band pauses each game on the hill next to the Journalism Building to play "Tiger Rag," to the delight of the LSU throngs. Former head coach Curley Hallman began the tradition in the early 1990s of leading the team by foot down Victory Hill from Broussard Hall two hours before the game. That practice became so popular that Gerry DiNardo, Nick Saban, Les Miles and Ed Orgeron have continued the tradition, even though the team began to stay in a hotel the night before home games. The team buses drive from the on-campus Lod Cook Hotel to the top of Victory Hill between the Academic Center and Journalism Building in order for the players to make their traditional walk down. Ed Orgeron also began inviting former players to join the team on the walk down Victory Hill.



## WHITE JERSEYS

LSU is one of the few college football teams that traditionally wear white jerseys for home games. The tradition originated when LSU won its first national championship in 1958. Head coach Paul Dietzel had a habit of tinkering with the uniform every year. In 1958, he chose to wear white jerseys for LSU's home games, and the Tigers subsequently won the national championship. A superstitious man, Dietzel didn't change the uniform after that season. LSU continued to wear white jerseys for home games throughout the Charlie McClendon Era. When Jerry Stovall took over as head coach in 1980, he said the Tigers would occasionally wear purple jerseys so that home fans could see a different color. In 1982, the NCAA changed its jersey rule, requiring teams to wear dark colored jerseys for home games. The Tigers wore purple jerseys for all home games from 1983 to 1994. When Gerry DiNardo became head coach in 1995, he vowed to change the NCAA jersey rule. After petitioning the rules committee of the American Football Coaches Association, he personally met with each member of the NCAA Football Rules Committee. DiNardo's efforts were successful and the Tigers were allowed to wear white jerseys again beginning in 1995. A stipulation of the new rule was that the visiting team would have to give the home team permission to wear the white jerseys. The first team to deny LSU's request was DiNardo's former team, Vanderbilt. Instead of going back to purple jerseys, the Tigers took to the field in new gold jerseys. The SEC later adopted a league rule stipulating that the home team has sole discretion in determining its jersey color. Nick Saban became LSU's head coach in 2000 and continued the white jersey tradition, but with a twist. Saban decided that LSU would wear purple jerseys for all non-SEC games, except the home opener. That tradition continues today.



The Tigers celebrated the 2007 national title on the South Lawn of the White House.

"I'm so honored and proud to welcome the LSU Tigers here as the national champs. God bless you. God bless LSU, and God bless America."

- President George W. Bush, April 7, 2008

## THE WHITE HOUSE

Winning national championships carries the privilege of visiting Washington D.C., and touring the White House. The Tigers have taken part in Champions Day at the White House following its two BCS titles. Head coach Les Miles and his team had the chance to meet President George W. Bush on the South Lawn in April 2008. Miles presented President Bush with a No. 7 jersey, in reference to the 2007 season, and Jacob Hester gave the 43rd president of the United States a bronze football. LSU also took a tour of the National Mall area which included visits to the Lincoln Memorial, the Washington Monument, the National World War II Memorial, the Korean War Veterans Memorial and the Vietnam Veterans Memorial. The Tigers visited the Walter Reed Army Medical Center, toured the Pentagon and witnessed the changing of the guard at the Tomb of the Unknowns at the Arlington National Cemetery.


*"Billy Cannon watches it bounce, he takes it at his own 11, he comes back upfield to the 15, stumbles momentarily, he's at the 20, running hard at the 25, gets away from one man at the 30, still runs at the (inaudible) ...at the 35, at the 45... he's on the 50, he's in the clear on the 45, the 40 (inaudible due to crowd noise)...the 15, the 10, the 5 he scores!*

*"Billy Cannon raced some 89 yards for a touchdown. Listen to the cheers for Billy Cannon as he comes off the field...great All-American!"*

- J.C. Politz, "Voice of the Tigers", Oct. 31, 1959

## VOICE OF THE TIGERS

For more than 40 years, John Ferguson was known as the "Voice of the Tigers." Ferguson's distinctive baritone voice could be heard nationwide as few teams played night games during his tenure, which began in 1946. The most famous call of all plays, though, belongs to J.C. Politz who was the "Voice of the Tigers" in 1959 when Billy Cannon made his legendary 89-yard Halloween run. Ferguson later returned to the broadcast booth doing television for TigerVision broadcasts beginning in 1984. At that time, Jim Hawthorne took over the radio duties as the football, men's basketball and baseball "Voice of the Tigers." Hawthorne has called some of the greatest moments in LSU history, including play-by-play for the Tigers' 2003 and 2007 national championship seasons. After 32 seasons as "Voice of the Tigers," Hawthorne retired at the conclusion of the 2015-16 basketball season. Chris Blair took over as the "Voice of the Tigers" in February 2016. Ferguson passed away at the age of 86 on Dec. 19, 2005.



John Ferguson



Jim Hawthorne



Chris Blair



**BIFF JONES**  
1932-34  
Three seasons  
Record: 20-5-6



**BERNIE MOORE**  
1935-47  
13 seasons  
Record: 83-39-6



**GAYNELL TINSLEY**  
1948-54  
Seven seasons  
Record: 35-34-6



**PAUL DIETZEL**  
1955-61  
Seven seasons  
Record: 46-24-3



**CHARLES MCCLENDON**  
1962-79  
18 seasons  
Record: 137-59-7



**BO REIN**  
1980  
Record: 0-0



**JERRY STOVALL**  
1980-83  
Four seasons  
Record: 22-21-2



**BILL ARNSPARGER**  
1984-86  
Three seasons  
Record: 26-8-2



**MIKE ARCHER**  
1987-90  
Four seasons  
Record: 27-18-1



**CURLEY HALLMAN**  
1991-94  
Four seasons  
Record: 16-28



**GERRY DINARDO**  
1995-99  
Five seasons  
Record: 32-24-1



**HAL HUNTER**  
1999 (INTERIM)  
One game  
Record: 1-0



**NICK SABAN**  
2000-04  
Five seasons  
Record: 48-16



**LES MILES**  
2005-16  
12 Seasons  
Record: 114-34



**ED ORGERON**  
2016-PRESENT  
Three Seasons  
Record: 25-9

## ALL-TIME LSU HEAD COACHING RECORDS

NO.	NAME	ALMA MATER	TENURE	YRS.	W	L	T	PCT.
1.	Dr. Charles E. Coates	Johns Hopkins	1893	1	0	1	0	.000
2.	Albert P. Simmons	Yale	1894-95	2	5	1	0	.833
3.	Allen W. Jeardeau	Harvard	1896-97	2	7	1	0	.875
4.	Edmond A. Chavanne	LSU	1898, 1900	2	3	2	0	.600
5.	John P. Gregg	Wisconsin	1899	1	1	4	0	.200
6.	W.S. Boreland	Allegheny	1901-03	3	15	7	0	.681
7.	D.A. Killian	Michigan	1904-06	3	8	6	2	.563
8.	Edgar R. Wingard	Susquehanna	1907-08	2	17	3	0	.850
9.	Joe G. Pritchard	Vanderbilt	1909	1	4	1	0	.750
10.	John W. Mayhew	Brown	1909-10	2	3	6	0	.167
11.	James K. (Pat) Dwyer	Penn	1911-13	3	16	7	2	.680
12.	E.T. MacDonnell	Colgate	1914-16	3	14	7	1	.659
13.	Dana X. Bible	Carson-Newman	1916	1	1	0	2	.667
14.	Wayne Sutton	Wash. State	1917	1	3	5	0	.375
15.	Irving R. Pray	MIT	1916,19,22	3	11	9	0	.550
16.	Branch Bocock	Georgetown	1920-21	2	11	4	2	.706
17.	Mike Donahue	Yale	1923-27	5	23	19	3	.544
18.	Russ Cohen	Vanderbilt	1928-31	4	23	13	1	.635
19.	Biff Jones	Army	1932-34	3	20	5	6	.741
20.	Bernie Moore	Carson-Newman	1935-47	13	83	39	6	.671
21.	Gaynell (Gus) Tinsley	LSU	1948-54	7	35	34	6	.507
22.	Paul Dietzel	Miami (Ohio)	1955-61	7	46	24	3	.651
23.	Charles McClendon**	Kentucky	1962-79	18	137	59	7	.692
24.	Bo Rein	Ohio State	***	0	0	0	0	.000
25.	Jerry Stovall	Missouri Baptist	1980-83	4	22	21	2	.511
26.	Bill Arnsparger	Miami (Ohio)	1984-86	3	26	8	2	.750
27.	Mike Archer	Miami (Fla.)	1987-90	4	27	18	1	.598
28.	Curley Hallman	Texas A&M	1991-94	4	16	28	0	.364
29.	Gerry DiNardo	Notre Dame	1995-99	5	32	24	1	.570
30.	Hal Hunter	Northwestern	1999 (interim)	0	1	0	0	1.000
31.	Nick Saban	Kent State	2000-04	5	48	16	0	.750
32.	Les Miles	Michigan	2005-16	12	114	34	0	.770
33.	Ed Orgeron	Northwestern State	2016-Present	3	25	9	0	.735
<b>TOTALS -125 SEASONS</b>					<b>797</b>	<b>415</b>	<b>47</b>	<b>.652</b>

\*\*\* — died in plane crash on Jan. 10, 1980 (appointed head coach Nov. 30, 1979); \*\* — includes two wins by forfeit

## LSU HEAD COACHING TOP FIVES

### LONGEST TENURE (YEARS)

1.	Charles McClendon	18
2.	Bernie Moore	13
3.	Les Miles	12
4.	Gaynell Tinsley	7
	Paul Dietzel	7

### MOST WINS

1.	Charles McClendon	137
2.	Les Miles	114
3.	Bernie Moore	83
4.	Nick Saban	48
5.	Paul Dietzel	46

### BEST WINNING PERCENTAGE

1.	Les Miles	.770
2.	Nick Saban	.750
	Bill Arnsparger	.750
4.	Biff Jones	.741
5.	<b>Ed Orgeron</b>	<b>.735</b>

### MOST BOWL APPEARANCES

1.	Charles McClendon	13
2.	Les Miles	11
3.	Nick Saban	5
	Bernie Moore	5
5.	<b>Ed Orgeron</b>	<b>3</b>
	Gerry DiNardo	3
	Paul Dietzel	3
	Bill Arnsparger	3

### MOST BOWL WINS

1.	Charles McClendon	7
	Les Miles	7
3.	Nick Saban	3
	Gerry DiNardo	30
5.	<b>Ed Orgeron</b>	<b>2</b>
	Paul Dietzel	2



**NAME YEARS POSITION**

<b>A</b>		
Lynn Amedee	1975-78	Quarterbacks
	1993-94	Off. Coordinator/Quarterbacks
<b>Dave Aranda</b>	<b>2016-19</b>	<b>Defensive Coordinator Inside /Linebackers</b>
Mike Archer	1984-86	Defensive Backs
	1985-85	Defensive Coordinator

**B**

Jerry Baldwin	1993-94	Linebackers
	1995-97	Defensive Ends
	1998-99	Defensive Line
Tony Ball	2015	Wide Receivers
<b>Joe Brady</b>	<b>2019</b>	<b>Passing Game Coordinator/ Wide Receivers</b>
Bill Beall	1962-68	Defensive Backs
George Belu	1979-83	Off. Coordinator/Offensive Line
Phil Bennett	1991-93	Outside Linebackers/Def. Ends
	1994	Def. Coordinator/Defensive Backs
Steve Bernstein	1998-99	Defensive Backs
Mack Brown	1982	Quarterbacks
Jerry Bruner	1979	Offensive Line
Steve Buckley	1991-94	Running Backs
Mike Bugar	1991	Defensive Coordinator
	1991-93	Defensive Line
Charlie Butler	1982-83	Offensive Line
Mack Butler	2005-08	Asst. AD/Football Administration
<b>Bill Busch</b>	<b>2018-19</b>	<b>Safeties</b>

**C**

Cam Cameron	2013-16	Off. Coordinator/Quarterbacks
Matt Canada	2017	Off. Coordinator/Quarterbacks
Kenny Carter	1999	Linebackers
Ron Case	1995	Defensive Backs
John Chavis	2009-14	Defensive Coordinator/ Linebackers
Charlie Coiner	1999	Special Teams
Jim Collier	1965-79	Wide Receivers
Mike Collins	2004	Linebackers
Ron Cooper	2009-11	Defensive Backs
Dameyune Craig	2016	Wide Receivers
<b>James Cregg</b>	<b>2018-19</b>	<b>Offensive Line</b>
Gary Crowton	2007-10	Offensive Coordinator/ Quarterbacks
Joe Cullen	1999	Defensive Line

**D**

Jesse Daigle	1984-90	Running Backs
Art Davis	1960	Running Backs
Steve Davis	1991-93	Special Teams/Defensive Backs
Darrel Dickey	1991-93	Tight Ends
Mel Didier	1967-68	Freshman Coach
Raymond Didier	1957-62	Freshman Coach
Jack Doland	1965-69	Defensive Backs
Kirk Doll	2002-03	Linebackers
Derek Dooley	2000-02	Tight Ends/Recruiting Coordinator
	2003-04	Special Teams/Running Backs
Karl Dunbar	2005	Defensive Line

**E**

Larry Edmonson	1991-94	Wide Receivers
Bill Elias	1995	Tight Ends
	1996-97	Linebackers
	1998-99	Outside Linebackers
Phil Elmashian	2000	Defensive Coordinator
<b>Steve Ensminger</b>	<b>2010-17 2016, 18-19</b>	<b>Tight Ends Offensive Coordinator/ Quarterbacks</b>

**F**

Kenny Ferro	1988-90	Offensive Line
Jimbo Fisher	2000-06	Offensive Coordinator/ Quarterbacks
Lee Fobbs	1994	Defensive Ends
John Fontes	1987-88	Defensive Backs
	1989-90	Inside Linebackers
Pete Fredenburg	1994	Defensive Tackles

**G**

Marty Galbraith	1987	Tight Ends
	1988	Offensive Line
Bob Gatling	1980-81	Quarterbacks
Gary Gibbs	2001	Defensive Coordinator
Billy Gonzales	2010-11	Wide Receivers/ Passing Game Coordinator
Jeff Grimes	2014-17	Offensive Line/ Running Game Coordinator

**H**

George Haffner	1991-92	Off. Coordinator/Quarterbacks
Brick Haley	2009-14	Defensive Line
Doug Hamley	1962-79	Linebackers
Charlie Harbison	2001-02	Defensive Backs
Bishop Harris	1979-83	Outside Linebackers
Michael Haywood	1995-2002	Running Backs
	1997-2002	Special Teams
Bruce Hemphill	1977-83	Junior Varsity Coach
John Hendrick	1989-90	Offensive Line
Adam Henry	2012-14	Wide Receivers
Josh Henson	2005-08	Tight Ends/Recruiting Coordinator
Stan Hixon	2000-03	Wide Receivers
Hal Hunter	1995-99	Offensive Line

**J**

Pat James	1964	Offensive Line
Pete Jenkins	1980-90	Defensive Line
	1982, 1987-89	Defensive Coordinator
	2000-01	Defensive Line
	2016-17	Defensive Line
Bruce Johnson	1982-83	Defensive Backs
<b>Dennis Johnson</b>	<b>2016-19</b>	<b>Outside Linebackers Defensive Line</b>
Larry Jones	1958-61	Wide Receivers/Offensive Line
Travis Jones	2003-04	Defensive Line
<b>Mickey Joseph</b>	<b>2017-19</b>	<b>Wide Receivers</b>
Jabbar Juluke	2016	Running Backs

**K**

David Kelly	1996-99	Tight Ends
Buddy King	1991-92	Offensive Line
Steve Kragthorpe	2011-12	Quarterbacks

**L**

Earl Lane	2006-08	Defensive Line
Lynn LeBlanc	1969-79	Defensive Line
Terry Lewis	1984-86	Tight Ends

**M**

Carl Maddox	1954-59	Running Backs
Doug Mallory	2005-07	Defensive Backs
	2008	Co-Defensive Coordinator
Pete Mangurian	1983-87	Offensive Line
Ken Martin	1979	Running Backs
Joe May	1963-68	Freshman Coach
D.J. McCarthy	2007-09	Wide Receivers
Dave McCarty	1963-66	Freshman Coach
	1967-79	Offensive Line
Charles McClendon	1953-61	Defensive Line
Bob McConnell	1995-98	Wide Receivers
	1999	Offensive Coordinator
Thomas McGaughey	2011-13	Special Teams Coordinator
<b>Greg McMahon</b>	<b>2018-19</b>	<b>Special Teams Coordinator</b>
Taylor McNeel	1961-63	Running Backs
John Mitchell	1987-90	Outside Linebackers
	1990	Defensive Coordinator
Todd Monken	2005-06	Wide Receivers/Pass Game Coord.
Darrel Moody	1979-83	Running Backs
Bobby Morrison	1979-81	Inside Linebackers
Will Muschamp	2001	Linebackers
	2002-04	Defensive Coordinator

**N**

<b>Sam Nader</b>	<b>1975-80 1980-93 1994-99 2000-19</b>	<b>Junior Varsity Coach Recruiting Coordinator Administrative Assistant Asst. AD/Football Operations</b>
Buddy Nix	1981-83	Inside Linebackers
Mike Nolan	1986	Linebackers
John North	1962-64	Offensive Line

**O**

Ed Orgeron	2015	Defensive Line
	2016	Def. Line/Recruiting Coordinator

**P**

Bo Pelini	2005-07	Defensive Coordinator
William Peterson	1955-58	Offensive Line
Bradley Dale Pevetto	2005-07	Linebackers/Special Teams Coord.
	2008	Linebackers/Co-Def. Coordinator
	2014-16	Special Teams Coord./Linebackers
Charles Pevey	1960-79	Quarterbacks
Larry Porter	2005-09	Running Backs
Don "Scooter" Purvis	1961-66	Freshman Coach
	1970-79	Defensive Backs

**R**

Craig Randall	1965-75	Defensive Line
<b>Corey Raymond</b>	<b>2012-19</b>	<b>Defensive Backs</b>
Carl Reese	1995-97	Defensive Coordinator
	1995	Linebackers
	1996-97	Defensive Backs
Stephen Regan	1979-83	Wide Receivers
Joe Robinson	2008-10	Special Teams Coordinator/ Defensive Linemen

**Tommie Robinson 2017-19**

<b>Tommie Robinson 2017-19</b>		<b>Running Backs/ Recruiting Coordinator</b>
Leroy Ryals	2004	Tight Ends

**S**

Kurt Schottenheimer	1983-85	Linebackers
Stacy Searels	2003-06	Offensive Line
Bill Shallosky	1960-61	Offensive Line
Kirby Smart	2004	Defensive Backs
Thielen Smith	1991-92	Inside Linebackers
Kevin Steele	2015	Defensive Coordinator/Linebackers
Nelson Stokley	1969-73	Freshman Coach
Jerry Stovall	1974-78	Running Backs
Greg Studrawa	2007-10	Offensive Line
	2011-12	Off. Coordinator/Offensive Line
	2013	Offensive Line
Pop Strange	1953-58	Freshman Coach
	1959-72	Recruiting Coordinator
Jerry Sullivan	1984-90	Wide Receivers
	2018	Passing Game Coordinator
Sal Sunseri	2000	Linebackers
John Symank	1984	Defensive Coordinator
	1985-86	Linebackers

**T**

Lou Tepper	1998-99	Def. Coord./Inside Linebackers
George Terry	1954-61	Defensive Backs
Austin Thomas	2016-17	General Manager
Lance Thompson	2002	Defensive Line
	2003	Tight Ends/Recruiting Coordinator
Mike Tolleson	1995-96	Defensive Tackles
Rick Trickett	2000	Offensive Line
Mel Tucker	2000	Defensive Backs

**V**

Rick Villarreal	1994	Tight Ends
-----------------	------	------------

**W**

Tim Walton	2003	Defensive Backs
Otis Washington	1979-80	Offensive Line
Morris Watts	1983	Quarterbacks
	1995-98	Offensive Coord./Quarterbacks
Joe Wessel	1987-88	Inside Linebackers
	1989-90	Special Teams/Defensive Backs
Dixie White	1962-63	Offensive Line
Bobby Williams	2004	Wide Receivers
Greg Williams	1979-81	Defensive Coord./Defensive Backs
Barry Wilson	1969-78	Offensive Line
Frank Wilson	2010-15	Running Backs/Recruiting Coord.
Abner Wimberly	1953-59	Wide Receivers

**Y**

Don Yanowsky	2009	Tight Ends
George Yarno	2001-02	Offensive Line

**Z**

Ed Zaunbrecher	1984-90	Offensive Coord./Quarterbacks
Larry Zierlein	1993-94	Offensive Line

**Bold - indicates current staff**

**A**

AARON, John (RG)  
Natchitoches, La., 1963-64-65

ABEL, Leo (FB)  
Baton Rouge, La., 1990-91

ABNEY, Wilbert (E)  
Sildell, La., 1945

ABRAMSON, Louis J. (Luke) (HB)  
Shreveport, La., 1923

ABY, Huletta F. (Red) (T)  
Natchez, Miss., 1898-99

ADAMS, Aaron (LB)  
Metairie, La., 1997-98

ADAMS, Jamal (DB)  
Lewisville, Texas, 2014-15-16  
All-SEC 2016; All-America 2016

ADAMS, Jeff (E)  
Memphis, Tenn., 1946-47-48-49

ADAMS, John Aubrey (DE)  
DeRidder, La., 1976-77-78-79  
All-SEC 1978-79

ADAMS, Kendrick (DE)  
Enterprise, Ala., 2010-11

ADAMS, Ray (CB)  
Jasper, Texas, 1989-90-91-92

ADAMS, Yahmani (WR)  
Laurel, Miss., 1996-97

ADDAI, Joseph (RB)  
Houston, Texas 2002-03-04-05

ADDISON, Don (S)  
Springhill, La., 1968-69-70

ADDY, Ken (FB)  
Baton Rouge, La., 1972-73

ADSI'T, John Jr.  
Decatur, Ga., 1943-44

AGHAYERE, Chancey  
Garland, Texas, 2009-10-11-12

ALBERGAMO, Joseph (Nacho) (C)  
Marrero, La., 1984-85-86-87  
All-SEC 1986-87; All-America 1987

ALBRIGHT, John G. (Jonnie) (QB)  
Memphis, Tenn., 1908-09

ALEM, Rahim (DE)  
New Orleans, La., 2006-07-08-09  
All-SEC 2008

ALEXANDER, Arnold (RE)  
Bear Creek, Ala., 1954-55

ALEXANDER, Charles (TB)  
Galveston, Texas, 1975-76-77-78  
All-SEC 1977-78; All-America 1977-78

ALEXANDER, Charles (DT)  
Breaux Bridge, La., 2006-07-08-09

ALEXANDER, Dan (DT)  
Houston, Texas, 1974-75-76

ALEXANDER, Dexter (DB)  
Baton Rouge, La., 2012

ALEXANDER, Donnie (LB)  
New Orleans, La., 2014-15-16-17

ALEXANDER, Ed (NT)  
Hammond, La., 2016-17-18

ALEXANDER, Eric (LB)  
Port Arthur, Texas 2001-02-03

ALEXANDER, Glenn (T)  
Rayville, La., 1969-70

ALEXANDER, Kwon (LB)  
Oxford, Ala., 2012-13-14

ALEXANDER, Ricky (LB)  
Pascagoula, Miss., 1990-91

ALEXANDER, Ronnie (Bubba) (LB)  
Shreveport, La., 1998-99

ALEXANDER, Terrence (CB)  
New Orleans, La., 2018

ALEXANDER, Vadal (OT/OG)  
Buford, Ga., 2012-13-14-15  
All-SEC 2015

ALFORD, Andrew (Andy) (LG)  
Bogalusa, La., 1952-53

ALLEMAN, Drew (PK)  
Lafayette, La., 2011-12

ALLEN, Byron (FB)  
Lafayette, La., 1992-93

ALLEN, Jordan (DE)  
West Monroe, La., 2013

ALLEN, Kenderick  
Bogalusa, La., 1998-00-01-02

ALLEN, Tommy (Trigger) (TB)  
DeRidder, La., 1966-67-68

ALLEN, W. D. (Bill) (T)  
McComb, Miss., 1929-30-31

ALMOKARY, Joe (HB)  
Oil City, La., 1930-31-32

ALSTON, Francis H. (Frank) (HB)  
Logansport, La., 1927-28

AMEDEE, Lynn (QB)  
Baton Rouge, La., 1960-61-62

ANASTASIO, Charles (HB)  
White Castle, La., 1938-39-40

**ANDERSON, Dee (WR)**  
**Dallas, Texas, 2016-17-18**

ANDERSON, Mike (LB)  
Baton Rouge, La., 1968-69-70  
All-SEC 1970; All-America 1970

ANDERSON, Roy Joe (FB)  
Shreveport, La., 1937-38-39

ANDING, Aubrey (E)  
Tyler, Texas, 1949

ANDOLSEK, Eric (OG)  
Thibodaux, La., 1984-85-86-87  
All-SEC 1986-87

ANDREAS, Herman (C)  
El Paso, Texas, 1930

ANDREWS, Charles P.  
Mer Rouge, La., 1893

ANDREWS, Mitchell D. (TE)  
Houma, La., 1982-83-84-85

ANGELLE, Caleb (TE)  
Breaux Bridge, La., 2008

**ANTHONY, Andre (OLB)**  
**New Orleans, La., 2018**

ARNOLD, Will (OL)  
Gloster, Miss., 2004-05-06-07

ARRIGHI, J. H. (Hughes) (T)  
Natchez, Miss., 1894-95-96

ATIYEH, George (DT-NG)  
Allentown, Pa., 1977-78-79-80  
All-SEC 1978-79

**ATKINS, Avery (PK)**  
**Auburn, Ala., 2018**

ATKINSON, James S. (QB)  
Ruston, La., 1896

AUCOIN, Alvin (LT)  
Houma, La., 1955-56-57

AUSBERRY, Verge (ILB)  
New Iberia, La., 1986-87-88-89

AUSTIN, Jonah (OL)  
New Orleans, La., 2013

**B**

BABERS, Bertram (Bert) (T-G)  
Baton Rouge, La., 1926-27

BAGGETT, Billy (RHB)  
Beaumont, Texas, 1948-49-50

BAGGETT, Jason (OG)  
Baytown, Texas, 1999-00-01

BAILEY, Robert L. (Bunkie) (HB)  
Bunkie, La., 1926-27

BAILEY, Scott (ILB)  
LaPlace, La., 1983-84-86

BAIN, Maquedius (DT)  
Ft. Lauderdale, Fla., 2014

BAIRD, Albert W. (Dub) (QB)  
Shreveport, La., 1916

BAIRD, Joe Garnett (Red) (T)  
Shreveport, La., 1946-47-48-49

BAKER, Ryan (LB)  
Grand Ridge, Fla., 2008-09-10-11

BALDWIN, Bob (C)  
Fort Worth, Texas, 1955

BALDWIN, Harry (G)  
Albion, Mich., 1907

BALDWIN, Marvin (T)  
Lake Charles, La., 1934-35-36

BALLARD, Shelton (C)  
Bogalusa, La., 1946-47

BALLIS, John (LB/SNP)  
Houston, Texas, 2016

BALLIS, Pete (DT)  
Chickamauga, Ga., 1993-94

BAME, Abie A. (T)  
Toledo, Ohio, 1922

BANIECKI, Chad (RB)  
Seton, Ariz., 2008

BANKER, Eddie (LG)  
Jennings, La., 1964-65-66

BANKS, Tommy (FB)  
West Monroe, La., 1997-98-99-00

BANNISTER Bobby (T)  
Bogalusa, La., 1931-32

BARBAY, Roland A. (DT)  
Chalmette, La., 1982-83-85-86  
All-SEC 1985-86

BARBER, Ronald J. (Ronnie) (S)  
Oil City, La., 1974-75-76

BARBIN, A. T.  
Marksville, La., 1896

BARHAM, Garnett E. (Joe) (HB)  
Oak Ridge, La., 1925

BARSKDALE, Joseph (OL)  
Detroit, Mich., 2007-08-09-10

BARNES, Muskingum (NG)  
Moss Point, Miss., 1999-00-01

BARNES, Walter (Piggy) (T)  
Parkersburg, W. Va., 1940-46-47

BARNEY, Charles (C)  
Shreveport, La., 1943

BARRECA, Joseph (FB)  
New Orleans, La., 1998

BARRETT, Jack (T)  
Houston, Texas, 1940

BARRETT, Ty (WR)  
Bay St. Louis, Miss., 2003

BARRETT, W. Jeff (E)  
Houston, Texas, 1933-34-35

BARRETT, Woodrow (C)  
San Antonio, Texas, 1940

BARRILLEAUX, Jim (LG)  
Amite, La., 1968

BARROW, Edward R.  
Baton Rouge, La., 1899

BARROW, Lamin (LB)  
Marrero, La., 2010-11-12-13

BARTHEL, Donald R. (PK)  
Rayville, La., 1979-80

BARTON, James (Jim) (LHB)  
Marshall, Texas, 1949-50-51

BARTRAM, Dave (G)  
Laurel, Miss., 1937-38-39

**BASKERVILLE, Micah (LB)**  
**Shreveport, La., 2018**

BASS, Aaron (OLB)  
Carencro, La., 1989

BASS, William (Bill) (C-LB)  
Lafayette, La., 1963-64-65

BATEMAN, Joel B. (G)  
Franklin, La., 1895-1898

BATES, Oran P. (E)  
Cairo, Ill., 1903

BATES, William C. (Re)  
Baton Rouge, La.

BATTLE, John (DB)  
Hallandale, Fla., 2015-16-17-18

BAUER, Charles C. (HB)  
Winnfield, La., 1907

BAUER, F. Ogden (E)  
Cairo, Ill., 1937-38-39

BAZILE, Sterling (OT)  
Mt. Airy, La., 1979

BEALE, L. S. (Rusty) (HB)  
Baton Rouge, La., 1919-21

BEARD, Chris (WR)  
Shreveport, La., 1995-96-97

BEARD, James (RHB)  
Lake Providence, La., 1893-94

BECH, Blain Wilfr/HOLD)  
Sildell, La., 2001-02-03

BECH, Brett (WR)  
Sildell, La., 1992-93-94

BECKHAM, Odell (TB)  
Marshall, Texas, 1990-91-92

BECKHAM, Odell Jr. (WR)  
New Orleans, La., 2011-12-13  
All-SEC 2013; All-America 2013

BECKWITH, Darryl (LB)  
Baton Rouge, La., 2005-06-07-08

BECKWITH, Kendall (LB)  
Clinton, La., 2013-14-15-16  
All-SEC 2016

BEGUE, Dale (S)  
Baton Rouge, La., 1983

BENGLIS, Jim (FB)  
Lake Charles, La., 1970-71-72

BENNETT, Reldon (T)  
Lake Village, Ark., 1941

BENOIT, Robert L. (Rabbit) (QB)  
Shreveport, La., 1917-19-20

BENTLEY, Granville D. (QB)  
New Orleans, La., 1903

BERGERON, Carroll (T)  
Houma, La., 1958

BERNHARD, James (T)  
Baton Rouge, La., 1943-44-45

BERNSTEIN, Dave (T)  
New Orleans, La., 1939-40

BERNSTEIN, Joe (FB)  
Elmira, N.Y., 1915-16-19

BERON, Phil Jr. (LG)  
New Orleans, La., 1952-54

BERRY, Clint (OT)  
Opelousas, La., 1981-82-83

BERTUCCI, Gerald (G)  
New Orleans, La., 1944-45

BESSELMAN, Tom (OT)  
New Orleans, La., 1970

BETANZOS, Juan Carlos (PK)  
Mexico City, Mexico, 1982-83-84  
Academic All-America, 1984

BEVAN, George (LB)  
Baton Rouge, La., 1966-67-69  
All-SEC 1969; All-America 1969

BICE, Jamie (S)  
Lake Charles, La., 1985-86-87-88

BICKNELL, Harold (OL)  
Shreveport, La., 2004

BIENVENU, Greg (C)  
Lafayette, La., 1973-74-75

BIRD, Leo (HB)  
Shreveport, La., 1939-40-41

BISHOP, Clyde E. (SE)  
Houston, Texas, 1981

BISHOP, Harold (TE)  
Tuscaloosa, Ala., 1990-92-93

BLACK, Ciron (OT)  
Tyler, Texas, 2006-07-08-09  
All-SEC 2009

BLACKETTER, Gary (S)  
Lake Charles, La., 1975-76-77

BLAKE, Jerry R. (OT)  
Gretna, La., 1982

BLACKWELL, Will (OL)  
West Monroe, La., 2008-09-10-11  
All-SEC 2011; All-America 2011

BLAKEWOOD, Eldred G. (Blake) (G)  
Kleinwood, La., 1922-23

BLANCHARD, Michael (C)  
Baton Rouge, La., 1991-92-93-94  
Academic All-America, 1994

BLOSS, John P. (Jay) (DE)  
Metairie, La., 1977-78-79

BLUE, Alfred (RB)  
Boutte, La., 2010-11-13

BOFINGER, Bill (G)  
Baton Rouge, La., 1966-67

BOND, C. P. (HB)  
1910

BOND, Jimmy (E)  
Bogalusa, La., 1959

BOOKER, Fred (CB)  
Hammond, La., 1997-98-99-00

BOOKER, John (DE)  
Parkersburg, W.V., 1993

BOONE, Kadron (WR)  
Ocala, Fla., 2010-11-12-13

BOOTH, Barrett (QB)  
New Orleans, La., 1936-37-38

BOOTH, Billy Joe (T)  
Minden, La., 1959-60-61  
All-SEC 1961

Academic All-America, 1961

BOOTY, Abram (WR)  
Shreveport, La., 1997-98-99

BOOTY, Josh (QB)  
Shreveport, La., 1999-00  
All-SEC 2000

BORDELON, Ben (OG/OT)  
Mathews, La., 1993-94-95-96  
All-SEC 1996

BORDELON, Kenny (DE)  
New Orleans, La., 1972-73-74-75  
All-SEC 1974-75

BOUDREAUX, Logan (SNP)  
St. Amant, La., 2014

BOUDREAUX, Tommy (FS)  
Montegut, La., 1980-81-82

BOUDREAUX, Wilfred (G-T)  
Sunset, La., 1893

BOURGEAIS, Andy (E)  
New Orleans, La., 1958-59-60

BOURGEAIS, Louis C. Jr. (C)  
Franklin, La., 1921-22-23-24

BOURGEAIS, Rene (P)  
Baton Rouge, La., 1988-89  
All-SEC 1989

BOURQUE, Hart (HB)  
Gonzales, La., 1958-59-60

BOUTTE, Doug (OT)  
Sulphur, La., 1973-74-75

BOUTTE, Josh (OL)  
New Iberia, La., 2014-15-16  
All-SEC 2016

BOUTTE, Marc (NG-DT)  
Lake Charles, La., 1988-89-90-91  
All-SEC 1990

BOWE, Dwayne (WR)  
Miami, Fla., 2003-04-05-06  
All-SEC 2006

BOWER, Tashawn (DE/OLB)  
Somerville, N.J., 2013-14-15-16

BOWMAN, Drew (LB)  
Greenville, Tenn., 1988-89

BOWMAN, George, Jr. (QB-HB)  
Hammond, La., 1932-35

BOWMAN, Jimmy (FL)  
Lake Charles, La., 1984

BOWMAN, Sidney S. (Stinkekey) (HB)  
Hammond, La., 1929-30-31

BOWSER, Gregory M. (Greg) (NG)  
Franklin, La., 1979-80-81-82

BOYD, Brad (TE)  
Jennings, La., 1972-73-74  
All-SEC 1973

BOYD, Danny (PK)  
Bradenton, Fla., 1996-97-98-99

BOYD, Luke (WR)  
Stafford, Va., 2014

BOZEMAN, Donnie (DT-DE)  
Baton Rouge, La., 1967-68-69

BRADLEY, John Edmund, Jr. (C)  
Opelousas, La., 1976-77-78-79  
All-SEC 1979

BRADLEY, Josh (TE)  
Oak Grove, La., 1993

BRADLEY, Richard (Dick) (RG)  
Norristown, Pa., 1948-49

BRAINARD, Pete (G)  
Artesia, N.M., 1931

BRANCATO, George (LHB)  
New York, N.Y., 1952-53  
All-SEC 1953

BRANCH, Matt (OL)  
Monroe, La., 2009-10

BRANCH, Mel (LT)  
DeRidder, La., 1958-59

BRANNON, S. W. (Red) (QB)  
Pollock, La., 1905-06-07-09

BRAZZELL, Bennie (WR)  
Houston, Texas, 2002-03-04-05

BREAU, Michael W. (ILB)  
Lafayette, La., 1982

**BRENNAN, Myles (QB)**  
**Long Beach, Miss., 2017**

BRIAN, Alexis (Alex) (LT)  
Montgomery, La., 1893-94

BRITT, James E. (CB)  
Minden, La., 1978-79-80-82  
All-SEC 1982; All-America 1982

BROADDUS, Bryan (C)  
Dallas, Texas, 1986

BROCK, Matt (FB)  
Chattanooga, Tenn., 2018

BROCK, Ray (C)  
Beaverton, Ore., 1984-85-86

BROCKERS, Michael (DT)  
Houston, Texas, 2010-11

BRODNAX, J. W. (Red) (FB-HB)  
Bastrop, La., 1956-57-58

BROGAN, John E. (C)  
New Orleans, La., 1901

BROGAN, Lawrence E. (G)  
New Orleans, La., 1904

BROHA, Max Kent (DE)  
New Orleans, La., 1976-78-79

BROMLEY, Scott (LB)  
Pensacola, Fla., 1983-84-85-86

BROOKS, Kimojha (LB/DE)  
DeRidder, La., 1992-93-94-95

BROOKS, Michael (OLB)  
Ruston, La., 1983-84-85-86  
All-SEC 1984-85; All-America 1985

BROOKS, Richard (Bear) (OG-OT)  
Crowley, La., 1972-73-74  
All-SEC 1973

BROOKS, Ron (DB)  
Irving, Texas 2008-09-10-11

BROSSETTE, Nick (RB)  
Baton Rouge, La., 2015-16-17-18

BROUSSARD, Alley (RB)  
Lafayette, La., 2003-04-06

BROUSSARD, Billy (QB)  
Jennings, La., 1973-74

BROUSSARD, Jeffrey (SS)  
Lake Charles, La., 1994

BROUSSARD, Ralph A. (HB)  
Abbeville, La., 1893-94

BROWN, A. D. (Andra) (G)  
Laurel, Miss., 1933-34-35

BROWN, Caswell (FB)  
New Orleans, La., 1951

BROWN, E. A. (Fuzzy) (C)  
Minden, La., 1929

BROWN, Gerald (Buster) (FB-P)  
Richlands, N.C., 1964-65

BROWN, Harry (E)  
Alexandria, La., 1931-32

BROWN, Lobbell P. (Broncho) (HB)  
Baker, La., 1927-28-29-30

BROWN, Roland (HB)  
Monroe, La., 1932-34

BROWN, Russell Louis (Rusty) (S)  
Houston, Texas, 1977-78-79

BROWN, R. Tommy (RE)  
Baker, La., 1949-51

BROWN, Samuel P. (G-T)  
Carencro, La., 1893

BROWNDYKE, David (PK)  
Dallas, Texas, 1986-87-88-89  
All-SEC 1987-89

BRUE, Darryl (DT)  
New Orleans, La., 1975

BRUHL, S. Kyle (NG)  
Covington, La., 1979

BRUMFIELD, Garrett (OL)  
Baton Rouge, La., 2015-16-17-18  
All-SEC 2017

**BRUNET, Colby (WR)**  
**Metairie, La., 2018**

BRUNO, Phil (QB)  
New Orleans, La., 1940

BRYAN, Jack (HB)  
Starkville, Miss., 1943-44

BRYANT, Derrick (DB)  
Lawrenceville, Ga., 2008-10-11

BRYANT, Willie (DB)  
Ft. Walton, Fla., 1984-85-86-87

BUCK, Gordon (Charlie) (HB)  
Marksville, La., 1906-07

BUCKLES, Carlton (CB)  
Amite, La., 1990-91-92

BUCKLES, Dorsett (LB)  
Amite, La., 2001-02-04

BUCKLES, William (C)  
Memphis, Tenn., 1944

BULLIARD, Ed (LE)  
St. Martinville, La., 1950-51

BULLOCK, Farris (C)  
El Dorado, Ark., 1944

BULLOCK, Ray (E)  
El Dorado, Ark., 1946-47-48-49

BUNDY, Charles (SE)  
Gulfport, Miss., 1965-66

BURAS, Leon (Buddy) (OG-OT)  
Covington, La., 1973-74

BURGE, Pete (E)  
Poplarville, Miss., 1933

BURKETT, Jeff (FB)  
Laurel, Miss., 1941-42-46

BURKS, Michael P. (Mike) (OG)  
Baton Rouge, La., 1979-80-81-82

BURKS, Shawn S. (ILB)  
Baton Rouge, La., 1982-83-84-85  
All-SEC 1984-85

BURKS, Todd (WR)  
Denham Springs, La., 1992-94

BURNHAM, Jeremy (RB)  
Baton Rouge, La., 2002

BURNS, Craig (S)  
Baton Rouge, La., 1968-69-70  
All-SEC 1970

BURNS, HUNTER (LB)  
Wilmer, Ala.

BURNS, Matthew (QB)  
Lake City, Fla., 1954-55-56

BURRELL, Clinton (S)  
Franklin, La., 1974-75-76-78  
All-SEC 1976

**BURROW, Joe (QB)**  
**Athens, Ohio, 2018**

BUSSE, Bewrt M. (T-G)  
Alton, Ill., 1919-20-21

BUSSEY, Young (HB)  
Houston, Texas, 1937-38-39

BUTAUD, Tommy (DT)  
Crowley, La., 1971-72

BUTLER, David (TB/S/CB)  
Houma, La., 1992-93-95-96

BUTLER, W. E. (Bill) (HB)  
Ponchatoula, La., 1929-30-31

BYRAM, James E. (C)  
Bossier City, La., 1900-01  
BYRD, Demetrius (WR)  
Miami, Fla., 2007-08  
BYRD, Timothy G. (QB)  
LaPlace, La., 1981-82

**C**  
CAGER, Waldon (FS)  
New Orleans, La., 1981-84-85  
CAIN, Clay (OG)  
Sulphur, La., 1973-74  
CAJOLEAS, Jimmy (QB)  
New Orleans, La., 1937-38-39  
CALAIS, Mike (MLB)  
Patterson, La., 1993-94-96  
CALHOUN, Shelby (T)  
Bastrop, La., 1934  
CAMBON, F. Joseph (G-T)  
Dulac, La., 1893  
CAMP, Ivan (C)  
Haynesville, La., 1951-52-53-54  
CAMPBELL, Cliff C. (Shorty) (T)  
Liberty, Miss., 1921-22-23-24  
**CAMPBELL, Donavauhn (OL)**  
**Ponchatoula, La., 2016-18**  
CAMPBELL, Edward (Bo) (LHB)  
Shreveport, La., 1960-61-62  
CAMPBELL, Eugene P. (E)  
Vidalia, La., 1893  
CAMPBELL, Irving (T)  
Fayette, Ala., 1937-38-39  
CAMPBELL, Raymond T. (Tommy) (C)  
Winnfield, La., 1981-82-83-84  
CANCIEENNE, Jeff (OT)  
Luling, La., 1991  
CANGELOSI, Dale (CB)  
Baton Rouge, La., 1971-72-73  
CANNON, Billy (HB)  
Baton Rouge, La., 1957-58-59  
All-SEC 1958-59; All-America 1958-59  
Heisman Trophy 1959  
CANTRELLE, Arthur (TB)  
Biloxi, Miss., 1969-70-71  
All-SEC 1970-71  
CAPONE, Warren (LB)  
Baton Rouge, La., 1971-72-73  
All-SEC 1972-73; All-America 1972-73  
CAREY, Shyrone (RB)  
New Orleans, 2002-03-04-05  
CARLIN, Kent (C)  
Sulphur, La., 1967  
CARMONA, David (DT)  
Richardson, Texas, 1994  
CARMOUCHE, Marcus (C)  
Lafayette, La., 1994-95  
CARRIER, Chris (DB)  
Eunice, La., 1984-85-86-87  
All-SEC 1987  
CARRIER, Oliver P. (Ike) (QB)  
New Orleans, La., 1923-24-25-26  
CARROLL, Paul (T)  
Lake Charles, La., 1935-36-37  
CARSON, Carlos (SE)  
West Palm Beach, Fla., 1977-78-79  
All-SEC 1977  
CARTER, Marcus (FL)  
Mansfield, La., 1990-91  
**CARTER, Tory (FB)**  
**Valdosta, Ga., 2017-18**  
CARTER, Xavier (WR)  
Palm Bay, Fla., 2004-05  
CASANOVA, Jackie (C)  
Crowley, La., 1975-76-77  
CASANOVA, Tommy (CB/RB)  
Crowley, La., 1969-70-71  
All-SEC 1969-70-71;  
All-America 1969-70-71  
CASIO, Louis (LB)  
Bossier City, La., 1969-70-71  
CASON, Jim (HB)  
Victoria, Texas, 1944-45-46-47  
CASSIDY, Ed (G)  
Bogalusa, La., 1955-56-57  
CASSIDY, Francis (C)  
Bogalusa, La., 1940-41  
CASSIDY, Steve (DT)  
Baton Rouge, La., 1972-73-74-75  
All-SEC 1974-75  
CASTON, Toby (ILB)  
Monroe, La., 1983-84-85-86  
All-SEC 1986  
CAVIGGA, Al (G)  
Jeanette, Pa., 1940-41-44  
CENDOYA, Juan (ILB-OLB)  
Miami, Fla., 1989-90-91-92  
CHADWICK, Gene (QB)  
Homer, La., 1941  
**CHAISSON, K'Lavon (LB)**  
**Houston, Texas, 2017**  
CHAMBERLIN, W. Benjamin (Ben) (QB)  
DeVall, La., 1897-98-99  
CHAMPAGNE, Ed (T)  
New Orleans, La., 1946  
All-SEC 1946  
CHAMPAGNE, Gary (LB)  
Nederland, Texas, 1971-72-73  
CHAMPAGNE, Todd (OLB)  
Hammond, La., 1991  
CHAMPAGNE, Trey (OT)  
Covington, La., 1995-96  
CHAMPION, Joe (OT)  
Ferriday, La., 1986-87

CHANDLER, Walter B. (Teeter)  
Shreveport, La., 1925-26  
CHAPMAN, Stanley (DB)  
Bay St. Louis, Miss., 1997  
CHARK, D.J. (WR)  
Alexandria, La., 2015-16-17  
All-SEC 2017  
**CHARLES, Saahdiq (OL)**  
**Jackson, Miss., 2017-18**  
**CHASE, Ja'Marr (WR)**  
**Harvey, La., 2018**  
CHATMAN, Ricky L. (LB)  
Winnfield, La., 1980-81-83-84  
CHAUCER, Donnie (DB)  
Hammond, La., 2007  
CHAVANNE, Edmund A. M. (C)  
Lake Charles, La., 1896-97-98-99  
CHILD, Nick (DB)  
Metaline, La., 2004  
CHILDERS, John (CB)  
Orlando, Fla., 1985-86-87-88  
CHRISTIAN, Mickey (DE)  
Magnolia, Ark., 1967-68  
CLAIBORNE, Morris (CB)  
Shreveport, La., 2009-10-11  
All-SEC 2011; All-America 2011  
Thorpe Award 2011  
CLAITOR, Otto (C)  
Rayne, La., 1915  
CLAPP, Tommy (DE/OLB)  
Gretna, La., 1984-85-86-87  
CLAPP, William (OL)  
New Orleans, La., 2015-16-17  
All-SEC 2017  
CLARK, Blythe (G)  
Frenchman Bayou, Ark., 1937-38  
**CLARK, Damone (LB)**  
**Baton Rouge, La., 2018**  
CLARK, Deondre (DE)  
Oklahoma City, Okla., 2014-16-17  
CLARK, N. Jackson (TB)  
Baton Rouge, La., 1976  
CLARK, Ryan (S)  
Marrero, La., 1998-99-00-01  
CLARK, Samuel M. D. (LE)  
DeVall, La., 1893-94  
CLARK, Scott (WR)  
Oberlin, La., 1995  
CLAUNCH, Ed (C)  
Haynesville, La., 1943-46-47-48  
CLAY, Jack T. (FB)  
White Castle, La., 1924-25-29  
CLAYTON, Michael (WR)  
Baton Rouge, La., 2001-02-03  
All-SEC 2003  
CLAYTON, Terrell (WR)  
Shreveport, La., 2006  
CLEGG, Robert T. (Bobby) (LHB)  
Baton Rouge, La., 1947-48  
CLEMENT, Chase (DE/TE)  
Thibodaux, La., 2009-10-11-12  
CLEMONS, Shomari (LB)  
West Monroe, La., 2008  
CLEVELAND, Kendall (TB/FB)  
Orange, Texas, 1995-96-97-98  
COATES, Ray (HB)  
New Orleans, La., 1944-45-46-47  
COBB, Michael (T)  
New Orleans, La., 1985  
COCKRELL, Ross (P)  
Clinton, La., 2003  
COCO, Walter A. (G)  
Marksville, La., 1898  
COFFEE, Al (SB)  
Baton Rouge, La., 1970-72-73  
COFFEE, Pat (HB)  
Minden, La., 1935-36  
All-SEC 1936  
COLE, F. E. (Estes) (C-G)  
Franklin, Texas, 1929-30  
COLE, John R. (Jack) (QB)  
Bastrop, La., 1948-49-50  
COLE, Mit (TE)  
Picayune, Miss., 2004-05-06-07  
COLEMAN, Harry (DB)  
Baldwin, La., 2006-07-08-09  
COLEMAN, John J. (HB)  
New Orleans, La., 1899-1900-01-02-03  
COLLE, Beau (LHB)  
Pascagoula, Miss., 1963-64-65  
COLLINS, Albin Harrill (Rip) (FB)  
Baton Rouge, La., 1945-46-47-48  
COLLINS, Cecil (TB)  
Leesville, La., 1997  
COLLINS, D. W. (Dan) (FB)  
Shreveport, La., 1917  
COLLINS, Jalen (DB)  
Olive Branch, Miss., 2012-13-14  
COLLINS, La'el (OT)  
Baton Rouge, La., 2012-13-14  
All-SEC 2014; Jacobs Blocking Trophy  
2014  
COLLINS, Ray (G)  
Shreveport, La., 1947-48-49  
All-SEC 1949  
COMEAUX, Kade (OG)  
Rayne, La., 2001  
COMPTON, John (C)  
Baton Rouge, La., 1999-00  
CONN, Bobby (CB)  
Lake Charles, La., 1975-76-77  
CONNELL, Allen P. (T)  
White Creek, Tenn., 1924-25-26

CONNELL, George M. (C-T)  
White Creek, Tenn., 1922-25  
CONNELLY, Edwin M. (HB)  
Houma, La., 1904  
CONNER, John C.  
Monroe, La., 1894  
CONWAY, Mike (PK)  
Texarkana, Ark., 1975-76-77-78  
COOK, Dave (CB)  
Rayne, La., 1973-74-75  
COOK, Frederick W. (Freddie) (E)  
Houma, La., 1901  
COOLEY, Mike (DL)  
Satsuma, Ala., 1984-85  
COOPER, Phillip (Chief) (G)  
Amite, La., 1913-14-15-16  
COPELAND, J.C. (FB)  
LaGrange, Ga., 2011-12-13  
COPES, Charles (FB)  
Tylerstown, Miss., 1950  
CORBELL, John (PK)  
Lafayette, La., 1999-00-01-02  
CORE, Harvey (G)  
Covington, La., 1944-45-46-47  
CORGAN, Bill (B)  
Sapulpa, Okla., 1943  
CORMIER, Ken (LHB)  
Jennings, La., 1963-64-65  
CORMIER, Thomas (Skip) (DE)  
Opelousas, La., 1971-72  
COURTENAY, Jimmy (OL)  
New Orleans, La., 2003  
COUTEE, Todd (C)  
Eunice, La., 1985-86-87-88  
COX, Mickey (RT)  
Monroe, La., 1962-64  
COYNE, Edward (Ed) (LT)  
Bemis, Tenn., 1949-50-51  
CRANFORD, Charles (FB)  
Minden, La., 1960-61-62  
CRAPPELL, Joey (SNP)  
Patterson, La., 2009-10-11  
CRASS, Bill (HB)  
Electra, Texas, 1935-36  
All-SEC 1935  
CRAWFORD, John Egan (G)  
Liberty Hill, La., 1911-12-13  
CRAWFORD, Talvi (CB/S)  
Orlando, Fla., 1993-95  
CROWELL, William (NG/DT)  
Meridian, Miss., 1991-92-93-94  
CRUTCHFIELD, Andrew (PK)  
Concord, N.C., 2007  
CRUZ, Chris (DB)  
Pensacola, Fla., 1983-84-85-86  
CRYLER, Charles E. (OT)  
Shreveport, La., 1981-82  
**CULP, Connor (PK)**  
**Phoenix, Ariz., 2017**  
CUMMINGS, Chris (WR/CB)  
Dothan, Ala., 1995-96-97-98  
CUNNINGHAM, Ed (G)  
Wilmington, N.C. 1937  
CUPID, George D. (LB)  
Vidalia, La., 1976-77-78  
CURTIS, Arthur M. (Jeff) (E)  
New Orleans, La., 1921  
CURTIS, Earl L. (TE)  
Lafayette, La., 1982-83-84  
**CUSHENBERRY III, Lloyd (OL)**  
**Carville, La., 2017-18**  
CUSIMANO, Charles (G)  
New Orleans, La. 1945-48-49  
CUTBIRTH, Rob (DB)  
Mataire, La., 1984-85  
CUTRERA, Jacob (LB)  
Lafayette, La., 2006-07-08-09

**D**  
DABADIE, J. Levy (HB)  
New Roads, La., 1944  
DAIGLE, Jesse (QB)  
Baton Rouge, La., 1990-91-92  
DAILY, Ron (DE)  
Houston, Texas, 1972-73-74  
DALE, Brandon (CB)  
Slidell, La., 1998  
DALE, Jeffrey D. (SS)  
Winnfield, La., 1981-82-83-84  
All-SEC 1984  
DALFREY, Brady (P)  
Carencro, La., 2008  
DAMEN, Steve (SNP)  
Baton Rouge, La., 2003  
DAMOND, Erin (CB)  
Bogalusa, La. 2000  
DAMPIER, Al (FB)  
Sicily Island, La., 1958  
DANGERFIELD, Ed (WR)  
Morgan City, La., 1999  
DANIEL, Eugene Jr. (CB)  
Baton Rouge, La., 1981-82-83  
DANIEL, Loyd (OG)  
Franklinton, La., 1970-71-72  
DANIEL, Steve (G)  
North Little Rock Ark., 1966-67  
DANIELS, Jessie (DB)  
Breaux Bridge, La., 2003-04-05-06  
DANIELS, Travis (CB)  
Hollywood, Fla., 2003-04  
DANTIN, Chris (TB)  
Baton Rouge, La., 1970-71-72

DARK, Alvin (HB)  
Lake Charles, La., 1942  
All-SEC 1942  
DARDAR, J. Ramsey (DT)  
Cecilia, La., 1980-81-82  
All-SEC 1982  
DASPIE, Armand P. (HB)  
Houma, La., 1895-96-97-98  
DASPIE, Justin C. (HB)  
Houma, La., 1895-96-97-98  
DAVENPORT, Chris (OL)  
Mansfield, La., 2012  
DAVEY, Rohan (QB)  
Miami, Fla., 1999-00-01  
DAVID, Colt (PK)  
Grapevine, Texas, 2005-06-07-08  
All-SEC 2007-08  
DAVIDSON, Kenny (OT/TE/DT)  
Shreveport, La., 1987-88-89  
DAVIS, Arthur (T)  
Pine Bluff, Ark., 1944  
DAVIS, Arthur (DE-MG)  
Sulphur, La., 1968-69-70  
DAVIS, Brad (TB)  
Hammond, La., 1972-73-74  
All-SEC 1973-74  
Academic All-America, 1974  
DAVIS, Cleveland (DT)  
Baton Rouge, La., 2012  
DAVIS, Craig (WR)  
New Orleans, La., 2003-04-05-06  
DAVIS, Domanick (TB)  
Breaux Bridge, La., 1999-00-01-02  
DAVIS, Drake (WR)  
Baton Rouge, La., 2016-17  
DAVIS, Grady (LHB)  
Haynesville, La., 1951-52  
DAVIS, James "Bo" (NG)  
Mendenhall, Miss., 1990-92  
All-SEC 1992  
DAVIS, R. L. (Babee) (E-T)  
Monroe, La., 1920-21  
DAVIS, Robert (CB)  
Shreveport, La., 1998-99-00-01  
DAVIS, Robert (TB)  
Birmingham, Ala., 1992  
DAVIS, Tommy (FB-K)  
Shreveport, La., 1953-58  
DAVIS, Wendell (WR)  
Shreveport, La., 1984-85-86-87  
All-SEC 1986-87; All-America 1986-87  
DAWSON, Byron (NG/DT)  
Shreveport, La., 1999-00-01-02  
DAYE, Daryl (G)  
Ferriday, La., 1985  
DAYE, Donnie (HB)  
Ferriday, La., 1958-59-60  
DEBUSK, Taylor (DB)  
Tupelo, Miss., 2011  
DECKER, Andrew (OL)  
Holland, Ohio, 2006-07  
DeCROSTA, Bob (FB)  
Hudson, N.Y., 1956-57  
**DECULUS, Austin (OL)**  
**Mamou, La., 2017-18**  
DeFRANK, Matt (P/PK)  
Ft. Walton, Fla., 1984-85-86-87  
All-SEC 1987  
DeLAUNAY, Louis F. (Lou) (OG)  
Neosho, Mo., 1976-77-78  
DeLAHOUSAYE, Colby (PK)  
New Iberia, La., 2013-14-16  
DeLEE, Robert E., Jr. (TE-OT)  
Clinton, La., 1977-78-79-80  
DELMORE, Jason (NG)  
Gonzales, La., 1987  
**DELPIT, Grant (S)**  
**Houston, Texas, 2017-18**  
**All-SEC 2018; All-America 2018**  
DELVESCOVO, Anthony (S)  
Essex Falls, N.J. 1968  
DEMARIÉ, John (OT)  
Lake Charles, La., 1964-65-66  
DEMARIÉ, Mike (OG)  
Lake Charles, La., 1969-70-71  
All-SEC 1970-71  
DENNIS, Gordon (A)  
Shreveport, La., 1893  
DENNIS, Rand (S)  
Natchitoches, La., 1972-73-74  
DeRUTTE, Robert (S)  
Port Neches, Texas, 1978-79  
DESHOTEL, Robert (ILB/MLB)  
Lake Charles, La., 1991-92-93-95  
DESONIER, Richard (RE)  
Morgan City, La., 1953  
DESORMEAUX, Ronald Bill, Jr. (TE)  
New Iberia, La. 1976  
DESSELLE, Leo (DT)  
New Orleans, La., 2006  
DESSELLES, Brian (P)  
White Castle, La., 1992  
DETZ, David (DB)  
Leesville, La., 2011  
DEUTSCHMANN, Lou (RHB)  
New Orleans, La., 1953-54  
DeWITT, Michael E. (WS)  
Laurel, Miss., 1983-84-85-86  
DIARSE, John (WR)  
Monroe, La., 2014-15  
DIBETTA, Gawain (FB)  
New Orleans, La., 1964-65-66

DICKENS, Micah (WR)  
Dry Prong, La., 2017  
DICKSON, Richard (TE)  
Ocean Springs, Miss., 2006-07-08-09  
DICKSON, Travis (TE)  
Ocean Springs, Miss., 2012-13-14  
DICKINSON, Wayne (SB-P)  
Hattiesburg, Miss., 1970  
DIEDER, Melvin (C)  
Baton Rouge, La., 1944-45  
DILDY, Gary (C)  
Bogalusa, La., 1951-52-53-54  
**DILLON, Derrick (WR)**  
**Franklinton, La., 2016-17-18**  
DIMMICK, Opie (QB-FB)  
Shuteson, La., 1924-25-26  
DINKLE, Gary Mitchell (Mitch) (TE)  
Silsbee, Texas, 1974-75-76  
**DIVINITY, Michael Jr. (LB)**  
**Marrero, La., 2016-17-18**  
DIXON, Ricky (WR)  
LaPlace, La., 2008  
DODD, Andy (C)  
Lindale, Ga., 2016  
DODSON, Adrian (HB)  
Columbus, Miss., 1940-41  
DOGGETT, Al (HB-QB)  
Homer, La., 1951-52-53-54  
DOLL, Shane (E)  
Kenner, La., 1988  
DOMINGEAUX, Joe (TE)  
Crowley, La., 1997-99-00-01  
DOMINGUE, Ben (C)  
Lafayette, La., 2012  
DOMINGUE, Rusty (LB)  
Port Arthur, Texas, 1975-76  
DOMINGUE, Trent (PK)  
Mandeville, La., 2014-15  
DONAHUE, Patrick Michael (Pat) (OG)  
Baton Rouge, La., 1974  
DONALDSON, Cedric (CB)  
Jackson, Miss., 1996-97  
All-SEC 1997  
DONELON, Tim (OT)  
New Orleans, La., 1999  
DORSEY, Glenn (DT)  
Gonzales, La., 2004-05-06-07  
All-SEC 2006-07; All-America 2006-07  
Outland Trophy 2007; Lott Trophy 2007  
Lombardi Award 2007  
Nagurski Award 2007  
DOUCET, Early (WR)  
St. Martinville, La., 2004-05-06-07  
DOUSAY, Jim (TB)  
Baton Rouge, La., 1965-66-67  
DOW, Robert (SE)  
Jackson, Miss., 1973-74-75-76  
DOWNS, Josh (DT)  
Bastrop, La., 2009-10-11-12  
DOYLE, Mike (DE)  
Houston, Texas, 1970  
DREW, Harmon C. (G)  
Minden, La., 1907-09  
DRY, Ronald (RT)  
Fairland, Okla., 1950  
DUBROC, Gregg M. (LB)  
New Orleans, La., 1981-82-83-84  
DUCRE, David (FB)  
Slidell, La., 2016-17-18  
DUFRENE, Marty J. (C)  
Larose, La., 1979-80  
DUGAS, Richard (FB)  
Lincoln, Neb., 2009-10  
DUGAS, Robert W. (OT)  
Luling, La., 1976-77-78  
All-SEC 1978; All-America 1978  
Academic All-America, 1977  
DUHE, A. J. Adam (DT)  
Reserve, La., 1973-74-75-76  
All-SEC 1974-75  
DUHE, Butch (QB)  
New Orleans, La., 1969  
DUHE, Craig (OT)  
Lutcher, La., 1975-76-77  
All-SEC 1977  
DUHON, Mike (MG)  
Sulphur, La., 1964-65-66  
DUHON, Steven J. (LB)  
Opelousas, La., 1981  
DUMAS, Bernie (E)  
El Dorado, Ark., 1935-36-37  
DUMAS, Jerry (E)  
Jennings, La., 1956  
DUNBAR, Karl (DE)  
Opelousas, La., 1986-87-88-89  
All-SEC 1989  
DUNN, Lester, Jr. (FB)  
Covington, La., 1979-81  
DUNPHY, Robert Francis (Bo) (TE)  
Houston, Texas, 1973-74-75  
DUNSON, Thomas (LB)  
Spring, Texas, 1998-99  
DUPLANTIS, Mike (OT/OG)  
Mathews, La., 1990-91-92  
DUPLESSIS, Rocky (LB/S)  
Belle Chasse, La., 2010-11-12  
DUPONT, John M. (E)  
Houma, La., 1911-12-13-14  
DUPONT, Lawrence H. (Dutch) (QB-HB)  
Houma, La., 1910-11-12-13  
DUPRE, Malachi (WR)  
New Orleans, La., 2014-15-16

DUPREE, Sam (G)  
 Baton Rouge, La., 1893-94  
 DUPUIS, Michael (OL)  
 Lafayette, La., 2002  
 DUPLY, Barrett (LB)  
 Prairieville, La., 2003  
 DURAL, Junius E. (FL)  
 Dusan, La., 1982-83  
 DURAL, Travin (WR)  
 Breau Bridge, La., 2013-14-15-16  
 DURKEE, Todd G. (LB)  
 Lafayette, La., 1981-82-84  
 DURRETT, Bert E.  
 Arcadia, La., 1925-26-27  
 DUTTON, John G. (Pete) (E)  
 Minden, La., 1917-19-21  
 DUTTON, Thomas W. (T)  
 Minden, La., 1912-13-19  
 DWORACZYK, Josh (OL)  
 New Iberia, La., 2008-09-10-12  
 DYAKOWSKI, Peter (OL)  
 Vancouver, Canada, 2005-06  
 DYER, Jack (T)  
 Baton Rouge, La., 1965-66-67

**E**  
 EARLEY, Jim (DB)  
 Jonesboro, La., 1968-69-70  
 EASTMAN, Dan (T)  
 New Orleans, La., 1939-40-41  
 EDICK, Tommy (DB)  
 Houston, Texas, 1987  
 EDMONDS, Walter R. (Ray) (E)  
 Lyon, N.Y., 1915-19  
 EDMONSON, Arthur T. (Shorty) (HB)  
 Marshall, Texas, 1921-22-23  
 EDWARDS, Barrington (RB)  
 Bowie, Md., 2003  
 EDWARDS, Bill (G)  
 Little Rock, Ark., 1940-41-42  
 EDWARDS, David R. (Randy) (TE)  
 Lake Charles, La., 1981  
 EDWARD, Eric (TE)  
 Monroe, La. 2000-01-02-03  
 EDWARDS, Frank M. (Snake) (G)  
 Amite, La., 1903-04-05  
 EDWARDS, Lavar (DB)  
 Gretna, La., 2009-10-11-12  
 EDWARDS, Tyler (TE)  
 Monroe, La., 2009-10-11  
 EDWARDS, William E., Jr. (LB)  
 Metairie, La., 1976  
**EDWARDS-HELAIRE, Clyde (RB)**  
**Baton Rouge, La., 2017-18**  
 EGAN, Raymond (G)  
 New Orleans, La., 1934  
 EGLOFF, Jay (RB)  
 Hanover, Pa., 1996-87-88-89  
 ELKINS, Brent Louis (CB)  
 Dallas, Texas, 1976-77-78  
 ELKINS, Jimmy (OG)  
 Crowley, La., 1970-71-72  
 ELKINS, Zach (DB)  
 Bay St. Louis, Miss., 2010  
 ELKO, William (DT)  
 Winder, Pa., 1981-82  
 ELLEN, Don (LG)  
 Monroe, La., 1963-64-65  
 ELLINGTON, Eric L. (RB)  
 Cincinnati, Ohio, 1980  
 ELLIS, Frank (T-G)  
 Covington, La., 1927-28-29  
 ENSMINGER, Steve Craig (QB)  
 Baton Rouge, La., 1976-77-78-79  
 ERDMANN, Charles (HB)  
 New Orleans, La., 1938  
 ERNST, Paul (TE/LB)  
 Slidell, La., 1989-90  
 ESTAY, Ronnie (DT)  
 LaRose, La., 1969-70-71  
 All-SEC 1970-71; All-America 1971  
 ESTES, Don (LT)  
 Brookhaven, Miss., 1960-61-62  
 ESTES, Stephen Clayton (Steve) (C)  
 Port Arthur, Texas, 1974-75-76  
 ESTHAY, Terry (LT)  
 Lake Charles, La., 1965-66-67  
 ETTLING, Danny (QB)  
 Terre Haute, Ind., 2016-17  
 EUGENE, Jai (DB)  
 St. Rose, La., 2007-08-09-10  
 EUGENE, Micah (DB)  
 Lafayette, La., 2012  
 EVANS, Miller (G)  
 Vicksburg, Miss., 1941  
 EVANS, W. Morton (HB-E)  
 Baton Rouge, La., 1910-11-12-13  
 EWEN, Earl L. (Tubbo) (FB)  
 Bertrand, Neb., 1920-21-22-23  
 EZELL, Billy (QB)  
 Greenville, Miss., 1963-64-65

**F**  
 FABACHER, Tom (DB)  
 River Ridge, La., 1988-89  
 FAHEY, John K. (G)  
 Opelousas, La., 1903  
 FAKIER, Joe (SE)  
 Thibodaux, La., 1971-72-73  
 FAMBROUGH, Larry (FB)  
 Springhill, La., 1964-65  
 FANAIIKA, Fehoko (OL)  
 Sacramento, Calif., 2013-14  
 FANECA, Alan (OG)  
 Rosenberg, Texas, 1995-96-97  
 All-SEC 1996-97; All-America 1997  
 FARMER, Hermann (Red) (T)  
 Shreveport, La., 1936-37-38  
**FARRELL, Neil, Jr. (DE)**  
**Mobile, Ala., 2017-18**  
 FARRELL, William J. (DE)  
 Pompano Beach, Fla., 1978-79  
 FATHERREE, Jesse L. (HB)  
 Jackson, Miss., 1933-34-35  
 All-SEC 1935  
 FAULK, Chris (OT)  
 Slidell, La., 2010-11  
 FAULK, Kevin (TB)  
 Carencro, La., 1995-96-97-98  
 All-SEC 1996-97-98; All-America 1996  
 FAULK, Trev (LB)  
 Lafayette, La., 1999-00-01  
 All-SEC 2001  
 FAVORITE, Marlon (DT)  
 Harvey, La., 2005-06-07-08  
 FAY, Theodore D. (Red) (FB)  
 Jeanerette, La., 1923-24-25  
 FAYARD, Jonny (TE)  
 Marrero, La., 1992-93-94  
 FEIST, Ronnie (LB)  
 Edgard, La., 2012-14  
**FEHOKO, Breiden (DE)**  
**Honolulu, Hawaii, 2018**  
 FELJO, Paul (LB)  
 League City, Texas, 2010  
 FENTON, George E. (Doc) (QB)  
 Scranton, Pa., 1907-08-09  
**FERGUSON, Blake (SNP)**  
**Smyrna, Ga., 2016-17-18**  
 FERGUSON, Commodore (T)  
 Memphis, Tenn., 1937  
 FERGUSON, Ego (J.R.) (DT)  
 Frederick, Md., 2011-12-13  
 FERGUSON, Jazz (WR)  
 St. Francisville, La., 2015  
 FERGUSON, O. K. (FB)  
 Woodville, Miss., 1955  
 FERGUSON, Pleasant L. (G)  
 Leesville, La., 1907  
 FERGUSON, Reid (SNP)  
 Buford, Ga., 2012-13-14-15  
 FERRER, Steve (DT-OG)  
 Metairie, La., 1973-74-75  
 FIELD, Elmer (Bubba) (HB)  
 Marshall, Texas, 1949  
 FIELD, Jimmy (QB)  
 Baton Rouge, La., 1960-61-62  
 FIELDS, Schirra (WR)  
 Haynesville, La., 2005  
 FIFE, Robert (HB)  
 Waterproof, La., 1938  
 FISHER, Patrick (P)  
 Hyattsville, Md., 2007  
 All-SEC 2007  
 FLANAGAN, H. F. (Mike) (HB)  
 New Britain, Conn., 1916  
 FLEMING, Walker (Goat) (E)  
 Lake Charles, La., 1929-31-32  
 FLOOD, Martin T. (G)  
 Shreveport, La., 1925  
 FLOYD, J. C. (Red) (T-G)  
 Jena, La., 1915-16-19  
 FLUKER, H. V. (E)  
 Monroe, La., 1913  
 FLURRY, Bob (LE)  
 Homer, La., 1960-61-62  
 FLYNN, Matt (QB)  
 Tyler, Texas, 2004-05-06-07  
 FOBBS, Jarrett (RB)  
 Shreveport, La., 2013  
 FOGG, Ed (LT)  
 Slidell, La., 1953-55  
 FOLEY, Art (HB)  
 EuFala, Okla., 1931  
 FONTENOT, Ferdinand M. (FB)  
 Crowley, La., 1903  
 FONTENOT, Herman J. (FL)  
 Beaumont, Texas, 1981-82-83-84  
 FORD, Michael (RB)  
 Leesville, La., 2010-11-12  
 FORDHAM, Jeff (OG)  
 Radnor, Pa. 1983  
 FOREHAND, Sam (OT)  
 Ocean Springs, Miss., 1999  
 FORET, John (OT)  
 Lake Charles, La., 1971-72  
 FORET, Lynn (C)  
 Lake Charles, La., 1970  
 FORGEY, Charles W. M. (FB)  
 Berwick, La., 1923  
 FORTIER, Bill (T)  
 Jackson, Miss., 1966-67-68  
 All-SEC 1968  
 FOSTER, Larry (WR)  
 Harvey, La., 1996-97-98  
 FOTI, Russ (LG)  
 Ravenna, Ohio, 1946-47  
 FOURMY, James M. (QB)  
 Franklin, La., 1903-04  
 FOURNET, Emile (G)  
 Bogalusa, La., 1958-59  
 FOURNET, John B. (G)  
 St. Martinville, La., 1917-19

FOURNET, Sidney (LG)  
 Bogalusa, La., 1951-52-53-54  
 All-SEC 1953-54; All-America 1954  
**FOURNETTE, Lanard (RB)**  
**New Orleans, La., 2016-17-18**  
 FOURNETTE, Leonard (RB)  
 New Orleans, La., 2014-15-16  
 All-SEC 2015-16; All-America 2015  
 FOYIL, Ace (LB)  
 Mandeville, La., 2008-09  
 FRANCIS, Daniel (DB)  
 Port Barre, La., 2003-04-05-06  
 FRANCIS, Harrison (FB)  
 Franklin, La., 1975-76  
 FRANCIS, Jerome N. (DE)  
 Sulphur, La., 1979  
 FRANCOIS, Stefoin (DB/LB)  
 Reserve, La., 2009-10-11  
 FRANKLIN, Jake (TE)  
 New Bern, N.C., 2014  
 FRANKLIN, Kevin (TB/WR)  
 Baton Rouge, La., 1993-94  
 FRAYER, Jack (T)  
 Toledo, Ohio, 1958-59  
 FRAZIER, Tyrone (WR)  
 Shreveport, La., 1996  
 FREEMAN, G. A. (Nubs) (G-E)  
 Natchitoches, La., 1927  
 FREEMAN, G. Chester (RHB)  
 Baton Rouge, La., 1949-50-51  
 FREY, Ignatius (FB)  
 New Orleans, La., 1941  
 FRIEND, Ben (T)  
 Gulfport, Miss., 1936-37-38  
 FRIGO, Christopher P. (G)  
 New Orleans, La., 1985-86  
 FRITCHIE, John A. (LB)  
 Baton Rouge, La., 1980-81-82-83  
 FRIZZELL, Thos. N. (Tommy) (LB)  
 Athens, Texas, 1979-79  
 FROECHTENICHT, W. H. (E)  
 Blue Point, N.Y., 1939  
 FRUGE, Seth (LB/HOLD/ST)  
 Welsh, La., 2010-11-12-13  
 FRYE, Barton (CB)  
 Baton Rouge, La., 1966-67-68  
 FRYE, Lloyd (LB)  
 Baton Rouge, La., 1969-70-71  
 FUCHS, George (G)  
 New Orleans, La., 1899-1900-01  
 FUGLER, Max (C)  
 Ferriday, La., 1957-58-59  
 All-SEC 1958; All-America 1958  
 FULKERSON, Jack (E)  
 Hope, Ark., 1940-41-42  
 FULLER, Eddie (TB)  
 Leesville, La., 1986-87-88-89  
 All-SEC 1988  
 FULLER, Vincent (DB/TB)  
 Leesville, La., 1988-90-91-92  
**FULTON, Kristian (CB)**  
**New Orleans, La., 2016-18**  
 FUSSELL, Tommy (RT)  
 Baton Rouge, La., 1964-65-66

**G**  
 GAGE, Russell (WR)  
 Baton Rouge, La., 2016-17  
 GAINEY, Jim (DE)  
 Hammond, La., 1971-72  
 GAINEY, Tom (DB)  
 Hammond, La., 1974  
 GAJAN, Howard L. (Hokie) (TB)  
 Baton Rouge, La., 1977-78-79-80  
 GAMBLE, Cameron (PK)  
 Flower Mound, Texas, 2014-15-16-17  
 GAMBLE, Harry P. (E)  
 Natchitoches, La., 1894-95  
 GAMBRELL, Michael J. (C)  
 Slidell, La., 1980-81-82-83  
 GANDY, Marshall H. (Cap) (T)  
 Negreet, La., 1906-07-08  
 GARDNER, Dennis (OG)  
 Crowley, La., 1975-76  
 GARDNER, Jim W. (E)  
 Minden, La., 1956-57  
 GARLAND, Joseph M. (G-T)  
 Opelousas, La., 1900  
 GARLINGTON, John (DE)  
 Jonesboro, La., 1965-66-67  
 All-SEC 1966-67; All-America 1967  
 GARNETT, Layton (LB)  
 West Monroe, La., 2017  
 GARRETT, Mike (TB-WR)  
 The Woodlands, Texas, 1989-90-91-92  
 GARY, Dexter (LG)  
 Kaplan, La., 1960-61  
 GATES, Jack (RE)  
 Lake Charles, La., 1960-61-62  
 GATLIN, Monte (LB)  
 Magnolia, Miss., 1996  
 GATTO, Eddie (T)  
 New Orleans, La., 1936-37-38  
 All-SEC 1937-38  
 GAUBATZ, Dennis (LB)  
 West Columbia, Texas, 1960-61-62  
 All-SEC 1962  
 GAUDET, Ryan (PK)  
 New Orleans, La., 2003-04-06  
 GAUDET, Sean (PK)  
 New Orleans, La., 2007  
 GAUTREAU, Russell (FB)  
 Baton Rouge, La., 1952-53  
 GAY, Randall (DB)  
 Brusly, La., 2001-02-03  
 GAYDEN, George L. (Hack) (E)  
 Gurley, La., 1926  
 GAYLE, Edwin F. (HB)  
 Legonier, La., 1893  
 GIACONE, Joe (HB)  
 Bogalusa, La., 1941-42  
 GIAMBELLUCA, Gino (WR)  
 New Orleans, La., 2003-04  
 GIANELLONI, Vivian J. (G)  
 Baton Rouge, La., 1939-40  
 GIBBS, Corey (P)  
 Baton Rouge, La., 1998-99  
 GILBERT, Jimmy (QB-DB-TB)  
 Bastrop, La., 1967-68-69  
 GILES, Jonathan (WR)  
 Missouri City, Texas, 2018  
 GILL, Audis (HB)  
 New Orleans, La., 1945  
 GILL, Reuben O. (Rube) (HB-E)  
 Ruston, La., 1907-08-09  
 GILLYARD, James (OLB/DE)  
 Shreveport, La., 1992-93-94-95  
 GILMORE, Greg (DT/NT)  
 Hope Mills, N.C., 2015-16-17  
 GIOVANNI, Charles (Tony) (G)  
 Lake Charles, La., 1930-31  
 GIRON, Derrick (S)  
 Port Arthur, Texas, 1988  
 GLADDEN, Sterling W. (Buck) (HB)  
 Alexandria, La., 1919  
 GLAMP, Joe (HB)  
 Mt. Pleasant, Pa., 1942  
 GODCHAUX, Davon (DT/DE)  
 Plaquemine, La., 2014-15-16  
 GODCHAUX, Frank A. (QB)  
 Baton Rouge, La., 1897  
 GODFREY, Frank (C)  
 Pascagoula, Miss., 1989-90-91-92  
 GODFREY, Lola T. (Babe) (QB)  
 Willington, Texas, 1925-26-27  
 GONSOU LIN, Jack (PK)  
 Baton Rouge, La., 2017-18  
 GONZALES, Vincent (Vince) (LHB)  
 New Orleans, La., 1952-53-54-55  
 GOODE, Burton (E)  
 DeQuincy, La., 1943  
 GOODRUM, James F. (G)  
 Mathews, La., 1985  
 GORDON, Dillon (TE)  
 River Ridge, La., 2012-13-14-15  
 GORDON, Keron (DB)  
 Tampa, Fla., 2003-04-05-06  
 GORE, Gary C. (Curt) (OG)  
 Fairhope, Ala., 1982-83-84-85  
 All-SEC 1985  
 GOREE, J. W. (G)  
 Haynesville, La., 1938-39-40  
 All-SEC 1938-39  
 GORHAM, Edwin S. (E)  
 Lake Charles, La., 1899-1900-01  
 GORINSKI, Walter (FB)  
 Mutual, Pa., 1940-41-42  
 GORMLEY, Jack (E)  
 Tyler, Texas, 1936-37-38  
 GORMLEY, Richard (C)  
 Tyler, Texas, 1936-37-38  
 GOSSERAND, M. L. (Goose) (FB)  
 New Roads, La., 1910-11-12  
 GOURRIER, Samuel A. (QB-HB)  
 Baton Rouge, La., 1896  
 GRAFF, Daniel (DB)  
 Metairie, La., 2008-09-10  
 GRAHAM, Durwood (C)  
 Vicksburg, Miss., 1955-56  
 GRANIER, Richard (C)  
 St. James, La., 1963-64  
 All-SEC 1964  
 GRAVES, Soloman "Sol" (QB)  
 Monroe, La., 1990  
 GRAVES, White (LHB)  
 Crystal Springs, Miss., 1962-63-64  
 GRAY, Dale (LHB)  
 El Dorado, Ark., 1946-47-48  
 GRAY, Willie (DT)  
 New Orleans, La., 1999  
 GREEN, Chris (LB/SS)  
 Hahville, La., 1994-97  
 GREEN, Howard (DT)  
 Donaldsonville, La. 2000-01  
 GREEN, Jarvis (DE)  
 Donaldsonville, La., 1998-99-00-01  
 GREEN, Jason (LB)  
 Donaldsonville, La., 1999  
 GREEN, Robby (S)  
 Gretna, La., 1989-90-91  
 GREEN, Skyler (WR/LB)  
 Westwego, La., 2002-03-04-05  
 All-SEC 2005; All-America 2003, 2005  
 GREEN, V. E. (Chick) (FB)  
 DeRidder, La., 1914  
 GREEN, Winfred C. (Poss) (HB)  
 DeRidder, La., 1913-14-15-16  
 GREENWOOD, Bobby (C)  
 Lake Charles, La., 1958-59  
 GREER, Ed (QB)  
 Minden, La., 1964  
 GREMILLION, F. V. (T)  
 1899-1900

GREVENBERG, Albert (T)  
 Savannah, Ga., 1927  
 GREVENBERG, Joseph H. (E)  
 Savannah, Ga., 1926-27  
 GREZAFFI, Sammy (S)  
 New Roads, La., 1965-66-67  
 All-SEC 1967  
 GRIFFIN, Benny (LB)  
 Baton Rouge, La., 1965-66-67  
 GRIFFIN, John (K)  
 Gloster, Miss., 1987  
 GRIFFITH, Brian (P)  
 Memphis, Tenn., 1988-89-90-91  
 GRIFFITH, Carroll (HB-QB)  
 N. Little Rock, Ark., 1943-47-48-49  
 GRIFFITH, J. H. (John) (E)  
 Jackson, Mich., 1905  
 GRIVOT, Maurice  
 New Orleans, La., 1894  
 GROS, Earl (FB)  
 Houma, La., 1959-60-61  
 GROWDEN, Josh (P)  
 Sydney, Australia, 2016-17-18  
 GUENO, Albert J. (E)  
 Crowley, La., 1901-02-03  
 GUERIN, Andre (FB)  
 Lafayette, La., 1994  
 GUGLIELMO, Al (RE)  
 Lusher, La., 1951-52-53  
 GUICE, Derrius (RB)  
 Baton Rouge, La., 2015-16-17  
 All-SEC 2016-17; All-America 2016  
 GUIDRY, J. W. (T)  
 Opelousas, La., 1901-02-03  
 GUIDRY, Kevin (DB)  
 Lake Charles, La., 1984-85-86-87  
 GUIDRY, Mickey J. (QB)  
 Gretna, La., 1985-86-87-88  
 GUILLOT, Jerry (G)  
 Thibodaux, La., 1966-67-68  
 GUILLOT, Rodney (T)  
 Baton Rouge, La., 1960-62  
 GUILLOT, Rodney (Monk) (RG)  
 New Orleans, La., 1959-60-61  
 All-SEC 1961  
 GUILLOT, Stephen Roch (Rocky) (C)  
 Shreveport, La., 1976-77-78  
 GUNN, Orlando (RB)  
 Harker Heights, Texas, 2009  
 GUNNELS, William D., Jr. (DE)  
 Hahnville, La., 1977

**H**  
 HABERT, Ed (RG)  
 Vicksburg, Miss., 1960-61-62  
 HAGUE, Perry G. (QB-HB)  
 Baton Rouge, La., 1919-20  
 HAINS, Donald (DL)  
 Diamondhead, Miss., 2008  
 HAIRSTON, James (PK)  
 Dallas, Texas, 2011-12-13  
 HALEY, Otis (B)  
 Tyler, Texas, 1943  
 HALIBURTON, Ronnie (TE)  
 Port Arthur, Texas, 1986-87-88-89  
 HALL, Fred (Skinny) (E-T-G)  
 Haynesville, La., 1941-42-46  
 HALL, J. O. (Doc) (E)  
 Lake Charles, La., 1909-10-11-12  
 HALL, Kody (LB)  
 Nacogdoches, Texas, 2018  
 HALL, Marc (DL)  
 Patterson, La., 1984  
 HAMIC, Garland (Buddy) (FB)  
 Crowley, La., 1961-62-63  
 HAMIC, Jimmy (RG)  
 Crowley, La., 1965-66  
 HAMILTON, Andy (SB)  
 Ruston, La., 1969-70-71  
 All-SEC 1971  
 HAMILTON, W. J. (QB)  
 Winfield, La., 1907  
 HAMLETT, Bob (TE)  
 Bossier City, La., 1966-67-68  
 HAMMOND, M. R. (Bull) (HB-FB)  
 Jennings, La., 1910-11  
 HANDY, Beverly B. (Spaghetti) (QB)  
 Monroe, La., 1907  
 HANKTON, Furnell (F-B)  
 New Orleans, La., 1996-97  
 HANLEY, William B. (Red) (G-T)  
 Crowley, La., 1919  
 HARDING, Ian (WR)  
 New Orleans, La., 2010  
 HARDNETT, Jarrett (LB)  
 Baton Rouge, La., 2013  
 HARE, Derik K. (WR)  
 Milton, Fla. 1985  
 HARGETT, Dan (LG)  
 Lafayette, La., 1960-61  
 HARMON, Rudy (LB)  
 Beaumont, Texas, 1987-88  
 HARP, James F.  
 Bonita, La., 1896  
 HARPER, Jordan (DE)  
 New Orleans, La., 2016  
 HARRELL, John F., Jr. (OT)  
 Alexandria, La., 1982-83-84  
 HARRILL, Louis (Tee-TEE) (QB)  
 Baton Rouge, La., 1929  
 HARRIS, Bill (LT)  
 Bossier City, La., 1953

HARRIS, Brandon (QB)  
Bossier City, La., 2014-15-16  
HARRIS, Clinton (Bo) (LB)  
Shreveport, La., 1972-73-74  
All-SEC 1973  
HARRIS, L. B. (T)  
Denham Springs, La., 1904  
HARRIS, Leonard (DT)  
Baton Rouge, La., 1989-90  
HARRIS, Mickey (RB)  
Mandeville, La., 1984-85-86-87  
HARRIS, Sulcer (HB)  
Baton Rouge, La., 1941-42  
**HARRIS, Todd, Jr. (S)**  
**Maringouin, La., 2017-18**  
HARRIS, Wendell (HB)  
Baton Rouge, La., 1959-60-61  
All-SEC 1961  
HARRISON, Pollard E. (E)  
Coffax, La., 1913  
HARTLEY, Hugh (T-HB)  
Marksville, La., 1906  
HARTLEY, Joe (T)  
St. Petersburg, Fla., 1943-44  
All-SEC 1943  
HATCH, Andrew (QB)  
Henderson, Nev., 2008  
HATCHER, George R. (E)  
Clinton, La., 1927  
HATCHER, Karnell (DB)  
Delray Beach, Fla., 2008-09-10-11  
HAWKINS, Chris (DB)  
Walker, La., 2006-07-08-09  
HAWKINS, Jerald (OT)  
Baldwin, La., 2013-14-15  
HAYNES, Everette H. (Hincley) (HB)  
Lineville, Ala., 1925-26-27  
HAYNES, Fred (QB)  
Minden, La., 1966-67-68  
HAYNES, George (LHB)  
Clinton, La., 1963-64-66  
HAZARD, John (DT)  
Metairie, La., 1983-84-85-86  
All-SEC 1986  
HAZARD, Nicky (LB)  
Metairie, La., 1984-85-86-87  
HEALD, Russell (OT)  
Texas City, Texas, 1971-72-73  
HEARD, Holley (RT)  
Haynesville, La., 1942-47  
HEARD, T. J. (Fatty) (G)  
Marksville, La., 1904-05  
HEBERT, Arthur W. (Doc) (G)  
Alexandria, La., 1916-17  
HEBERT, Kory (TE)  
Lafayette, La., 2004  
HEBERT, Mike (OLB)  
New Orleans, La., 1986-87-88  
HEBERT, Ryan (OG)  
Baton Rouge, La., 1998  
HEBERT, Trent (DB)  
Cecilia, La., 2011  
HEBERT, T-Bob (OG/C)  
Norrccross, Ga., 2008-09-10-11  
HEDGES, Lee (QB)  
Shreveport, La., 1949-50-51  
HELM, Newton C. (Dirty) (E)  
Bunkie, La., 1919-20-21-22  
HELMS, Brett (C-OG)  
Stuttgart, Ark., 2005-06-07-08  
HELMS, Lee (HB)  
Holmwood, La., 1926  
HELSCHER, Harold (HB)  
New Orleans, La., 1941  
HELTON, Derek (P)  
Hoyt, Kan., 2009-10  
HELVESTON, Osborn (Butch) (G)  
Biloxi, Miss., 1933-34-35  
HEMPHILL, Don (E)  
Bogalusa, La., 1945-46-47  
HEMPHILL, Fred Bruce (SE)  
Sulphur, La., 1974-75-76  
HENDERSON, Devery (RB/WR)  
Opelousas, La., 2000-01-02-03  
HENDRICK, Bruce (QB)  
Birmingham, Ala., 1938  
HENDRIX, Billy R. (E)  
Rayville, La., 1956-57-58  
All-SEC 1958  
HENDRIX, Billy R., Jr. (NG)  
Bunkie, La., 1981-82-84  
HENDRIX, John A. (Johnnie) (HB)  
Olla, La., 1928-29-30  
HENDRIX, Seid W. (QB)  
Baton Rouge, La., 1922  
HENRIQUEZ, George (DE/NG)  
New Orleans, La., 1984-85-86-87  
HENRY, Pat (CB)  
New Orleans, La., 1994  
HENRY, Reshau (RB)  
Ponchatoula, La., 2016-17  
HENRY, Thomas J. (HB-FB)  
Alton, Ill., 1916  
HENSLEY, James Craig (LB)  
Lake Charles, La., 1976-77-78  
HERCULES, Greg (DB)  
Palatine, Ill., 2004  
HEREFORD, Robert M. (T)  
Lake Charles, La., 1920-21  
HERGET, George Caldwell (Warm-Up) (E)  
Baton Rouge, La., 1925-26

HERNANDEZ, Jude B. (FB)  
Baton Rouge, La., 1978-79-80-81  
HEROMAN, Alfred (LHB)  
Baton Rouge, La., 1946-47-48  
HERPIN, Joseph O. (E)  
Lafayette, La., 1899-1901  
HERRINGTON, James (G)  
Lake Providence, La., 1944  
HERRON, Frank (DT)  
Memphis, Tenn., 2015-16-17  
HESTER, Jacob (FB)  
Shreveport, La., 2004-05-06-07  
HEWETT, Lem F. (E)  
Lexington, Neb., 1920  
HEWITT, Mike (OLB/DE)  
Slidell, La., 1990-91-92-93  
HIGHSMITH, Ali (LB)  
Miami, Fla., 2004-05-06-07  
All-SEC 2007; All-America 2007  
HIGHTOWER, Gerald (HB)  
Arcadia, La., 1939-40-41  
HILL, Chris (TE/WR)  
Mansfield, La., 1992-93-94-95  
HILL, Eric D. (OLB)  
Galveston, Texas, 1985-86-87-88  
All-SEC 1988  
HILL, Greg (S)  
Mansfield, La., 1995-96  
HILL, Jamal (LB)  
Mercer Island, Wash., 1998  
HILL, Jeremy (RB)  
Baton Rouge, La., 2012-13  
All-SEC 2013  
HILL, Jerry D. (LB)  
Midwest City, Okla., 1978-79  
HILL, Marquise (DE)  
New Orleans, La., 2001-02-03  
HILL, Melvin (QB/FB)  
Mansfield, La., 1994-95-97  
HILL, Raion (S)  
New Orleans, La., 1996-97-98  
HILL, Terry (LB)  
Baton Rouge, La., 1973-74-75  
HILLIARD, Dalton (TB)  
Patterson, La., 1982-83-84-85  
All-SEC 1982-84-85  
HILLIARD, Ivory (SS/FS)  
Patterson, La., 1991-92-93-94  
HILLIARD, Kenny (RB)  
Patterson, La., 2011-12-13-14  
HILLMAN, Mike (QB)  
Lockport, La., 1967-68-69  
HILLMAN, William A. (G)  
Minden, La., 1906-07-08-09  
HIMES, Levi A. (Lee) (QB)  
Baton Rouge, La., 1906-07-08-09  
**HINES, Chasen (OG)**  
**Marshall, Texas, 2018**  
HINTON, Lora (TB-RB)  
Chesapeake, Va., 1973-74-75  
HITT, Lyle (OL)  
Baton Rouge, La., 2007-08-09  
HOBLEY, Liffort W. (FS)  
Shreveport, La., 1980-82-83-84  
All-SEC 1983-84  
HODGE, Abner A.  
Natchez, Miss., 1894  
HODGES, Harry (C)  
Baton Rouge, La., 1954-55  
HODGES, Paris (OT)  
Vacaville, Calif., 2006  
HODGINS, Leo M. (TE)  
Metairie, La., 1976  
HODGINS, Norman (DB-SB)  
Metairie, La., 1971-72-73  
HODSON, Tommy (QB)  
Mathews, La., 1986-87-88-89  
All-SEC 1986-87-88-89  
HOGAN, BILL (QB-C)  
Laurel, Miss., 1939-40-41  
HOLDEN, T. D. (E)  
Picayune, Miss., 1929-30  
HOLLAND, Pershing (G-E)  
Plain Dealing, La., 1941-42  
HOLLAND, Woodrow (E)  
Plain Dealing, La., 1942  
HOLLIDAY, Trindon (RS/RB)  
Zachary, La., 2006-07-08-09  
HOLLIS, Kenneth (LB)  
Adamsville, Ala., 2004-05  
HOLMES, Kavahra (DB)  
Breaux Bridge, La., 2012  
HOLSTEIN, Scott (P)  
Baton Rouge, La., 1993  
HOLT, Glenn (WR)  
Miami, Fla., 1984-85  
HOOKFIN, Demetrius (CB)  
Kentwood, La., 1999-00-01-02  
HORNE, Frank (RT)  
Fayette, La., 1952  
HOUSTON, Tony (DB)  
Ruston, La., 1987-88-89  
HOVER, Allen (T)  
Memphis, Tenn., 1948-49-50  
All-SEC 1949  
HOWARD, Casey (SS/FS)  
Stonewall, La., 1993-94-95-96  
HOWARD, Dennis (D.J.) (P/PK)  
Baton Rouge, La., 2011  
HOWARD, Jamie (QB)  
Lafayette, La., 1992-93-94-95

HOWARD, Tommy (OLB)  
Columbus, Mo., 1983-85-86  
HOWELL, Robert C. (E)  
Wilcox, La., 1903  
HOWELL, Roland B. (Billiken) (QB)  
Thibodaux, La., 1909-11  
HOWELL, William C. (E)  
St. Francisville, La., 1897  
HUBBELL, Michael R. (Mickey) (SB)  
Metairie, La., 1978  
HUBICZ, Jim (OT/OG)  
Sharon, Pa., 1986-87-88-89  
HUCKLEBRIDGE, Robbie (LG)  
Bossier City, La., 1961-62-63  
All-SEC 1963  
HUERKAMP, Matt (PK)  
Shalimar, Fla., 1992  
HUEY, James M.  
Ruston, La., 1893  
HUFFMAN, Alva S. (Brute) (T)  
DeRidder, La., 1926-27-28  
HUFFMAN, Ryan (QB/FS)  
Houston, Texas, 1992-93  
HUGHES, Clyde B. (Red) (T)  
Baton Rouge, La., 1921-23  
HUMBLE, John (C)  
Monroe, La., 1944  
HUNSICKER, George R. (E)  
Shreveport, La., 1905  
HUNT, Jack (WR/FS)  
Ruston, La., 2000-01-02-03  
HUNT, Ralph (T)  
Shreveport, La., 1943  
HUNTER, Danielle (DE)  
Katy, Texas, 2012-13-14  
HUNTER, Guy N.  
Waterproof, La., 1894  
HUNTER, Louis T.  
Waterproof, La., 1894  
HUNTER, Robert (LE)  
Los Angeles, Cal., 1950  
HURD, Roy  
Covington, La., 1967  
HURLEY, Brandon (FB/OL)  
Monroe, La., 2002-03  
HURST, Alex (OG/OT)  
Bartlett, Tenn., 2009-10-11  
All-SEC 2011  
HUTCHINSON, Roger (OT)  
Gonzales, La., 1988-89  
HUTCHINSON, Thos. C. (Chris) (CB)  
Monroe, La., 1981  
HUYCK, Phillip P. (G)  
Baton Rouge, La., 1895-96-97-99

**I**  
IPPOLITO, Mark A. (LB)  
New Orleans, La., 1978-79  
INDEST, Adalphe (G)  
New Orleans, La., 1944  
**INGRAM, Ed (OL)**  
**DeSoto, Texas, 2017**  
IVES, Clarence A. (Fatty) (HB)  
Baton Rouge, La., 1917-19-20-21

**J**  
JACKSON, Alcender (OT/OG)  
Moss Point, Miss., 1997-98-99  
JACKSON, Augustus W. (Gus) (FB)  
LeCompte, La., 1922-23-24  
JACKSON, Chevis (CB)  
Mobile, Ala., 2004-05-06-07  
All-SEC 2007  
JACKSON, Chris (PK)  
River Ridge, La., 2003-04-05-06  
JACKSON, Dalton (Rusty) (PK)  
Chatom, Ala., 1972-73-74  
All-SEC 1972  
JACKSON, Donte (DB)  
Metairie, La., 2015-16-17  
All-SEC 2017  
JACKSON, Gregory A. (S)  
Miami, Fla., 1985-86-87-88  
All-SEC 1988; All-America 1988  
JACKSON, R.J. (WR)  
Houston, Texas, 2007-08-09  
JACKSON, Steve Loran (S)  
Chatom, Ala., 1974-75-76  
JACKSON, Tyson (DE)  
Edgard, La., 2005-06-07-08  
JACOB, Wesley (FL)  
Crowley, La., 1989-90-91-92  
JACQUET, James (TB)  
St. Martinville, La., 1991  
JAMES, Albert (S)  
Covington, La., 1940-41  
JAMES, Bradie (LB)  
West Monroe, La., 1999-00-01-02  
All-SEC 2001-02; All-America 2002  
JAMES, Clint (DE)  
New Orleans, La., 1986-87-88-89  
JAMES, Damien (FS/CB)  
Carenco, La., 1999-00-01  
JAMES, Garry M. (TB)  
Gretna, La., 1982-83-84-85  
All-SEC 1985  
JAMES, Tory (WR/CB)  
Marrero, La., 1992-93-94-95  
JANNECK, Carl (G)  
New Orleans, La., 1943-44  
All-SEC 1943

JASPER, Josh (PK)  
Memphis, Tenn., 2007-08-09-10  
All-SEC 2010; All-America 2010  
JAUBERT, Jack (C)  
Lafayette, La., 1969-70-71  
JARRELL, Chris (CB)  
Baton Rouge, La., 1995  
JEAN BATISTE, Garland (FB)  
St. Martinville, La., 1983-84-85-86  
JEAN-FRANCOIS, Ricky (DL)  
Miami, Fla., 2006-07-08  
JEFFERSON, Jordan (QB)  
St. Rose, La., 2008-09-10-11  
**JEFFERSON, Justin (WR)**  
**St. Rose, La., 2017-18**  
JEFFERSON, Norman (S)  
Marrero, La., 1983-84-85-86  
All-SEC 1985  
JEFFERSON, Rickey (DB)  
St. Rose, La., 2013-14-15-16  
JENKINS, Brian (TE)  
Palestine, Texas, 1990  
JENKINS, Darryl (QB)  
Franklinton, La., 1958-59-60  
JENKINS, Harry (E)  
Crowley, La., 1904  
JENKINS, Kerry (OT)  
Tuscaloosa, Ala., 1994  
JENKINS, Marvin (QB)  
Tupelo, Miss., 1939-4  
JENNINGS, Anthony (QB)  
Marietta, Ga., 2013-14-15  
JENNINGS, Joe Patrick (DE)  
Baker, La., 1974-75-76  
JETER, Colin (TE)  
Longview, Texas, 2014-15-16  
JETER, Ronald (G)  
Ferriday, La., 1965-66-67  
JOFFRION, A. Bush (HB)  
LeCompte, La., 1904-05  
JOHNS, Josh (LB)  
Baton Rouge, La., 2011  
JOHNS, Levi (Chuck) (LHB)  
Rayville, La., 1953-54-55  
JOHNSON, Anthony (DT)  
New Orleans, La., 2011-12-13  
All-SEC 2013  
JOHNSON, Brian (OL)  
Tallahassee, Fla., 2003-04-05-06  
JOHNSON, Charles (E)  
Conroe, Texas, 1938-39-40  
JOHNSON, Dennis (DT)  
Amory, Miss., 2009-10-11  
JOHNSON, Edwin (LB)  
Baton Rouge, La., 2012  
JOHNSON, Herman (OL)  
Olla, La., 2005-06-07-08  
All-SEC 2007-08; All-America 2008  
JOHNSON, Jay (TB)  
Waco, Texas, 1992-93  
JOHNSON, LaVar (WR)  
Galena Park, Texas 2000-01  
JOHNSON, Melvin F. (HB)  
Lake Charles, La., 1912  
JOHNSON, Michael K. (LB)  
Franklin, La., 1970  
JOHNSON, Mike (LB)  
Baton Rouge, La., 1984-85  
JOHNSON, Phil (C)  
Shreveport, La., 1965-66  
JOHNSON, Ray L. (C)  
Electra, Texas, 1932  
JOHNSON, Tremaine (LB)  
Galena Park, Texas, 2005-06-07-08  
JOHNSON, Tyron (WR)  
New Orleans, La., 2015  
JOHNSON, Quinn (FB)  
Edgard, La., 2006-07-08  
JOHNSON, William C. (OT)  
Athens, Texas, 1976-77-78  
JOHNSTON, Craig (OT)  
Crosby, Texas, 1990  
JOHNSTON, David R. (PK)  
Tempe, Ariz., 1980-81  
JOHNSTON, Jerry (HB)  
Waynesboro, Miss., 1956  
JOHNSTON, Mark A. (FL)  
Rayville, La., 1981-82  
JOHNSTON, Ronnie (HB)  
Bastrop, La., 1956  
JOINER, Timothy L. (LB)  
Baton Rouge, La., 1980-81-82  
JONES, A-trey-U (DT)  
Tickfaw, La., 2013  
JONES, Benjamin M. (Ben) (SE)  
Ruston, La., 1972-73-74  
JONES, Bertram H. (Bert) (QB)  
Ruston, La., 1970-71-72  
All-SEC 1972; All-America 1972  
JONES, Carroll (HB)  
Ruston, La., 1941  
JONES, Chad (DB)  
New Orleans, La., 2007-08 -09  
JONES, David (DB)  
West Monroe, La., 1966-67  
JONES, David (TE)  
Silver Springs, Md., 2002-03-04-05  
JONES, Deion (LB)  
New Orleans, La., 2012-13-14-15  
JONES, Donnie (P)  
Baton Rouge, La., 2000-01-02-03

JONES, Jarvis (OT)  
Rosenburg, Texas, 2007  
JONES, Justin (RB)  
Dallas, Texas, 2017-18  
JONES, Keith E. (G)  
Winnfield, La., 1915-16-17  
**JONES, Kenan (WR)**  
**Berwick, La., 2018**  
JONES, Larry (C)  
Little Rock, Ark., 1953-54  
JONES, LeRold E. (FB)  
Baton Rouge, La., 1977-80  
JONES, LeRoyal A. (CB)  
Baton Rouge, La., 1977, 1980  
JONES, Melvin (FB)  
Lake Charles, La., 2013  
JONES, Mike (OG)  
Shreveport, La., 1975  
JONES, Norwood (Chubby) (C)  
Lake Providence, La., 1927-28-29  
JONES, Phelon (DB)  
Mobile, Ala., 2008  
JONES, Richard (SE)  
West Monroe, La., 1965-66  
JONES, Tahj (LB)  
Sulphur, La., 2010-11-12-13  
JONES, Victor T. (RB)  
Zachary, La., 1985-87-88-89  
JONES, William A. "Dub" (HB)  
Ruston, La., 1942  
JORDAN, Jeff (G)  
Baton Rouge, La., 1985  
JORDAN, Shawn (FB)  
El Paso, Texas, 2005-06-07  
JOSEPH, Jerry (DB)  
Baton Rouge, La., 1964-65-66  
JOSEPH, Kelvin (CB)  
Baton Rouge, La., 2018  
JOSEPH, Mitch (TE)  
New Iberia, La., 2008-09-10-11  
JOSEPH, Sammy (DB)  
New Orleans, La., 2005-06

**K**  
KAFFIE, Leopold (C)  
Natchitoches, La., 1897-98  
KAHLDEN, Larry (G)  
Weimar, Texas, 1956-57-58  
KAISER, Bradley (OT)  
New Orleans, La., 1975  
KALLI, Emile (LT)  
McComb, Miss., 1952  
KARAPILLIS, John M. (S)  
Tarpon Springs, Fla., 1976  
KAVANAUGH, Ken, Sr. (E)  
Little Rock, Ark., 1937-38-39  
All-SEC 1938-39; All-America 1939  
KAVANAUGH, Ken, Jr. (SE)  
Ft. Washington, Pa., 1969-70-71  
KEIGLEY, Gerald (SB-SE)  
Greenville, Miss., 1970-71-72  
All-SEC 1972  
KEEHN, Jamie (P)  
Queensland, Australia, 2012-13-14-15  
KELLER, Joe L. (HB)  
Reserve, La., 1930-31-32  
KELLUM, Bill (E)  
Haynesville, La., 1945  
KELLY, Angus H. (E)  
Coffax, La., 1906  
KELLY, Charlie (RT)  
Natchez, Miss., 1951  
KENDRICK, Herbert (T)  
Homer, La., 1939-40-41  
KENDRICK, Robert (Bob) (FB)  
Homer, La., 1939  
KENNEDY, Ralph M. (HB)  
Los Angeles, Calif., 1901-02-03  
KENNISON, Eddie (WR)  
Lake Charles, La., 1993-94-95  
All-SEC 1995  
KENT, Gerry (CB)  
Jackson, Miss., 1966-67-68  
All-SEC 1968  
KENT, John (C)  
Amite, La., 1931-32-33  
KENNON, Robert F. (C)  
Minden, La., 1924  
KESSLER, Chad (P)  
Lake Mary, Fla., 1994-95-96-97  
All-SEC 1995, 1997; All-America 1997  
Academic All-America, 1997  
KESSLER, Kris (PK)  
Lake Mary, Fla., 2001  
KEY, Arden (DE)  
Atlanta, Ga., 2015-16-17  
KHOURY, Ed (Big Ed) (T)  
Lake Charles, La., 1929-30-31  
KILLEEN, Frank H. (CB)  
New Orleans, La., 1982  
KILLEEN, Logan (C)  
McDade, La., 1971-72-73  
KIMBLE, Dennis J. (S)  
Baton Rouge, La., 1977-78-79  
KINCHEN, Austin (SNP)  
Baton Rouge, La., 2011  
KINCHEN, Brian (TE)  
Baton Rouge, La., 1984-85-86-87  
All-SEC 1986-87

KINCHEN, Gary (C)  
 Baton Rouge, La., 1960-61-62  
 KINCHEN, Gaynell (Gus) (E)  
 Baton Rouge, La., 1958-59-60  
 KINCHEN, Todd (WR)  
 Baton Rouge, La., 1989-90-91  
 All-SEC 1990-91  
 KING, Bobby Joe (DT)  
 Shreveport, La., 1968-69-70  
 KING, Larry (E)  
 New Orleans, La., 1937  
 KING, Larry (FB)  
 Lake Charles, La., 1955  
 KING, Mark (OG)  
 Houma, La., 1992-93-94-95  
 KING, Shawn (OLB)  
 Monroe, La., 1990-91  
 KINGERY, Don (TB)  
 Lake Charles, La., 1943  
 KINGERY, Wayne (HB)  
 Lake Charles, La., 1945  
 KIPPS, Kyle (TE/DE)  
 Lafayette, La., 1998-99-00-01  
**KIRKILIN, Jontre (CB)**  
**Lutcher, La., 2017-18**  
 KITTO, Armand (RE)  
 New Orleans, La., 1948-49-50  
 KITKOC, Eric D. (DT)  
 New Orleans, La., 1982-83  
 KIZER, Roland C. (Chesty) (QB)  
 Monticello, Ark., 1922  
 KLOCK, Arthur E. (G)  
 Cheneyville, La., 1912-13-14-16  
 KLOCK, E. L. (G)  
 Cheneyville, La., 1902-03-04-05  
 KNECHT, James Doyle (Jimmy) (CB)  
 Natchitoches, La., 1972-73-74  
 KNIGHT, Alex A. (Butch) (DE)  
 Baton Rouge, La., 1974-75-76  
 KNIGHT, Gene (Red) (FB)  
 Bossier City, La., 1943-44-45-46  
 All-SEC 1945  
 KNIGHT, ROY (C)  
 EL Dorado, Ark., 1935  
 KOBER, Jerry (E)  
 Souderton, Pa., 1967-69  
 KOCK, David T. (OT)  
 Houston, Texas, 1979-80-81  
 KONZ, Kenneth (LHB)  
 Weimar, Texas, 1948-49-50  
 All-SEC 1950  
 KORTE, Steven (FB)  
 Mandeville, La., 2006  
 KOSMAC, Andrew (QB)  
 Plains, Pa., 1942-45  
 KRAGTHORPE, Brad (QB)  
 Tulsa, Okla., 2014-15  
 KREMENTZ, F. B. (Freddy) (E)  
 Baton Rouge, La., 1915-16  
 KUJALE, E.J. (LB)  
 Daytona Beach, Fla., 2004-05

## L

LABAT, Leroy (HB)  
 LaPlace, La., 1951-52  
 LaBORDE, Chris (WR)  
 Lafayette, La., 2014  
 LABRUZZO, Joe (LHB)  
 Lockport, La., 1963-64-65  
 All-SEC 1965  
 LaCOUTURE, Christian (DT)  
 Lincoln, Neb., 2013-14-15-17  
 LaFAUCI, Tyler (OG-DT)  
 New Orleans, La., 1971-72-73  
 All-SEC 1972-73; All-America 1973  
 Academic All-America, 1973  
 LAFELL, Brandon (WR)  
 Houston, Texas, 2006-07-08-09  
 All-SEC 2008  
 LaFLEUR, André (PK)  
 Lafayette, La., 1993-94-95  
 LaFLEUR, David (TE)  
 Lake Charles, La., 1993-94-95-96  
 All-SEC 1994-96; All-America 1996  
 LaFLEUR, Gregory L. (SE)  
 Ville Platte, La., 1977-79-80  
 LALLY, Michael F. (HB)  
 Jessup, Pa., 1908-10  
 LAMBERT, James (Coot) (S)  
 Canton, Miss., 1967-68  
 LAMBERT, Myron (OT)  
 Lutcher, La., 1996  
 LAMBERT, Sam (FB)  
 Baton Rouge, La., 1895-96  
 LAND, Fred N. (T)  
 N. Little Rock, Ark., 1944-45-46-47  
 LANDRY, Ben H. (T)  
 Lake Charles, La., 1929  
 LANDRY, Darron (OG)  
 Ponchatoula, La., 1989-90-91-92  
 LANDRY, Henry E. (FB)  
 Garyville, La., 1899-1900-02  
 LANDRY, Jarvis (WR)  
 Lutcher, La., 2011-12-13  
 LANDRY, LaRon (FS)  
 Ama, La., 2003-04-05-06  
 All-SEC 2005-06; All-America 2006  
 LANDRY, M. J. (HB)  
 Baton Rouge, La., 1945  
 LANDRY, Walter M. (Bud) (G)  
 Westwego, La., 1921-22

LANDRY, Willard (LHB)  
 Baton Rouge, La., 1945-46  
 LANE, Clifton R. (Cliff) (TE)  
 Monroe, La., 1976-77-78  
 LANE, Robert H. (QB-S)  
 Monroe, La., 1979  
 LANG, Gene E. (RB)  
 Pass Christian, Miss., 1980-81-82-83  
 LANG, Jeff (WR)  
 Benton, La., 2014  
 LANGAN, John (C)  
 Carbondale, Ill., 1957-58-59  
 LANGFORD, Kevin R. (OG)  
 Florence, Miss., 1982-83-84  
 LANGLEY, Leroy (HB)  
 Jennings, La., 1932-33  
 LANGLEY, Trey (OT/OG)  
 Eunice, La., 1997-98-99-00  
 LANGLEY, Willis (RT)  
 Basile (Oberlin), La., 1962-63  
 LANOUX, Paul R., III (OT)  
 New Orleans, La., 1974-75-76  
 LANSING, Bill (RG)  
 Magnolia, Miss., 1950-51-52  
 LaSUEUR, Leon J. (G)  
 Baton Rouge, La., 1902  
 LATOUR, Brandon (LB)  
 Baton Rouge, La., 1990  
 LAVALAIS, Chad (DT)  
 Marksville, La., 2000-01-02-03  
 All-SEC 2002-03; All-America 2003  
 LAVIN, Jim (T)  
 New Orleans, La., 1956-57  
 LAWYERSON, Charles M. (E)  
 St. Francisville, La., 1899  
 LAWRENCE, Bob (LT)  
 Brilliant, Ala., 1951-52  
 LAWRENCE, Jeremy (LB)  
 Ferriday, La., 1999-00-01-02  
 LAWRENCE, Oliver C. (LB)  
 Monroe, La., 1985-86-87-89  
**LAWRENCE, Rashard (DE)**  
**Monroe, La., 2016-17-18**  
 LAWRIE, Joe (QB)  
 St. Petersburg, Fla., 1933-34-35  
 LAWSON, Jamie (RB)  
 Raceland, La., 1984-85  
 LAWTON, Jack E. Jr. (Jackie) (CB)  
 Sulphur, La., 1976-77  
 LAY, Andrew (HB)  
 Homer, La., 1944  
 LEACH, Joe (E)  
 Shreveport, La., 1946-47  
 LEAKE, Sam (RT)  
 Woodville, Miss., 1953  
 LeBEAU, Tommy (DB)  
 Monroe, La., 2013-14-15  
 LeBLANC, Allen (T)  
 New Iberia, La., 1965-66-67  
 LeBLANC, Clarence (SS/FS)  
 River Ridge, La., 1996-97-98-99  
 LeBLANC, Danny (RHB)  
 Lake Charles, La., 1962-63-65  
 LeBLANC, Lynn (T)  
 Crowley, La., 1957-58-59  
 LeBLANC, Maurice (SB)  
 Lafayette, La., 1966-67-68  
 LeBLANC, Troy (RB)  
 Lafayette, La., 1989  
 LEBLEU, Claude A. (E)  
 Lake Charles, La., 1929  
 LEDBETTER, Wiltz M. (G)  
 Summerfield, La., 1895-96  
 LEDOUX, Jason (LB)  
 West Monroe, La., 2002-03  
 LeDOUX, Jimmy (SE)  
 Sulphur, La., 1970-71-72  
 LEE, Alvin (WR)  
 Beaumont, Texas, 1986-87-88-89  
 LEE, David (DE)  
 Bastrop, La., 1973  
 LEE, Felix (Buddy) (QB)  
 Zachary, La., 1969-70  
 LEE, Jarrett (QB)  
 Brenham, Texas, 2008-09-10-11  
 LEE, Solomon (FB)  
 Bastrop, La., 2001-02  
 LEGER, Grant (LB)  
 Metairie, La., 2015  
 LEGGETT, Earl (T)  
 Jacksonville, Fla., 1955-56  
 All-SEC 1955  
 LEISK, Wardell (G)  
 Shreveport, La., 1935-36  
 All-SEC 1936  
 LeJEUNE, Norman (SS)  
 Brusly, La., 1999-00-01-02  
 LELEKACS, Steve (LB)  
 Angleton, Texas, 1972-73-74  
 LEMAK, Charles W. (TB)  
 Duquesne, Pa., 1937  
 LEMOINE, Hampton T. (Tick) (G)  
 Marksville, La., 1899  
 LENTON, Clarence (SS)  
 Memphis, Tenn., 1994-95  
 LEONARD, Michael B. (Mike) (S)  
 Shreveport, La., 1974-75-76  
 LEOPARD, Duane (C)  
 Baton Rouge, La., 1957-58-59  
 LeSAGE, Joe (QB)  
 Homer, La., 1948

LESLIE, QUANTAVIUS (WR)  
 Hogansville, Ga., 2014  
 LESTER, Gordon (T)  
 Lockhart, Texas, 1935-37  
 LeSUEUR, George B. (Heck) (FB)  
 Baton Rouge, La., 1897-98-99  
 LEVINGSTON, Lazarius "Pep" (DL)  
 Ruston, La., 2007-08-09-10  
 LEVY, Julius M.  
 Evergreen, La., 1897  
 LEWIS, Chad  
 Thibodaux, La., 2002  
**LEWIS, Damien (OG)**  
**Canton, Miss., 2018**  
 LEWIS, Freddie L. (LB)  
 Lake Charles, La., 1981-83-84  
 LEWIS, James (LG)  
 Tyler, Texas, 1943-47-48  
 LEWIS, John W. (Johnnie) (E)  
 Opelousas, La., 1920-21  
 LEWIS, Ron (K)  
 New Orleans, La., 1984-85-86-87  
 LEWIS, William J. (QB-HB)  
 Ruston, La., 1894  
 LEWIS, William S. (Bill) (HB)  
 DeRidder, La., 1915-16  
 LEWIS, Xavier (DB)  
 LaPlace, La., 2016  
 LILLIE, Michael (F-B)  
 River Ridge, La., 1999-00  
 LINDSEY, Clyde (E)  
 Kilgore, Texas, 1944-45-46  
 LINHART, Bernd (WR)  
 Towson, Md., 1995  
 LIPKIS, Bernie (C-E)  
 New Orleans, La., 1939-40-41  
 All-SEC 1941  
 LIVINGS, Nate (OL)  
 Lake Charles, La., 2003-04-05  
 LOBBELL, W. Y. (Bill) (QB)  
 Baton Rouge, La., 1932-33  
 LOFLIN, Jim (E)  
 New Orleans, La., 1946-47  
 LOFTIN, Billy (T)  
 DeRidder, La., 1967-68  
 LOFTON, Andy (WR)  
 Hammond, La., 1988-89  
 LOGAN, Bennie (DT)  
 Coushatta, La., 2010-11-12  
**LOGAN, Glen (DE)**  
**Kenner, La., 2017-18**  
 LONERGAN, Patrick M. (Pat) (OG)  
 New Orleans, La., 1978  
 LONERGAN, Patrick "P.J." (C)  
 New Orleans, La., 2009-10-11-12  
 LOSTON, Craig (S)  
 Aldine, Texas, 2010-11-12-13  
 LOTT, Bobby (E)  
 Texarkana, Ark., 1956  
 LOTT, Tommy (G)  
 Texarkana, Ark., 1957-58-59  
 LOUIS, Lamar (LB)  
 Breaux Bridge, La., 2012-13-14-15  
 LOUP, Chad (QB)  
 Baton Rouge, La., 1990-91-92-93  
 LOUSTALOT, Albert L. (HB)  
 Franklin, La., 1903  
 LOUSTALOT, Matthew L. (Matt) (C)  
 Franklin, La., 1923  
 LOUVIERE, Cole (OL/DL)  
 River Ridge, La., 2007  
 LOUVIERE, William H. (Chick) (C)  
 Houma, La., 1914  
 LUKE, Rory (OL)  
 New Orleans, La., 2018  
 LUKER, J. B. (E)  
 Alexandria, La., 1928-29-30  
 LUMPKIN, Mark (PK)  
 Lake Charles, La., 1967-68-69  
 All-SEC 1969  
 LYLE, Jim (Egg) (LE)  
 El Dorado, Ark., 1948-49-50  
 LYLE, Mel (E)  
 El Dorado, Ark., 1946-47-48-49  
 All-SEC 1949  
 LYLES, William M. (Buffalo) (T)  
 Leesville, La., 1904-07  
 LYONS, Frederick G. (QB)  
 New Orleans, La., 1893  
 LYONS, Pat (QB)  
 Midland, Texas, 1975-76-77  
 LYONS, Paul (QB)  
 Midland, Texas, 1970-71-72

## M

MACKEY, Guy (SE)  
 Lake Charles, La., 1983  
 MACLACHLAN, Mac (OL)  
 Kinder, La., 2003  
 MACLIN, Justin (DE)  
 Memphis, Tenn., 2014  
 MADDEN, Bryan (OT)  
 Indianapolis, Ind., 1991-92  
**MAGEE, Adrian (OL)**  
**Franklinton, La., 2016-17-18**  
 MAGEE, Rogie (WR)  
 Bogalusa, La., 1984-85-86-87  
 MAGEE, Terrence (WR/RB)  
 Franklinton, La., 2012-13-14  
 MAGGIORIO, Ernest (LT)  
 Norco, La., 1963-64-65

MAHFOUZ, Robert P. (QB)  
 Lafayette, La., 1979-80  
 MAHTOOK, Michael A. (ILB)  
 Lafayette, La., 1982  
 MAHTOOK, Robert A., Jr. (LB)  
 Lafayette, La., 1978-79  
 MALAGARIE, John (DT)  
 Shalimar, Fla., 1993  
 MALANCON, Rydell J. (LB)  
 Vacherie, La., 1980-81-82-83  
 MALBROUGH, Darren (LB)  
 Metairie, La., 1984-86-87  
 MALONE, Jim (G-T)  
 Reform, Ala., 1930-31-32  
 MALONE, K.J. (OL)  
 Ruston, La., 2014-15-16-17  
 MALTEMPI, Joe (DB)  
 Chester, Va., 2009  
 MAMOUDIS, Charles G. (Chuck) (F)  
 Chesapeake, Va., 1974-75  
 MANGHAM, Mickey (E)  
 Kensington, Md., 1958-59-60  
 All-SEC 1959  
 Academic All-America, 1959  
 MANGIN, August (RB)  
 Lewisville, Texas, 2008-09  
 MANTON, Ronnie (G)  
 Brookhaven, Miss., 1965-66-67  
 MARCHAND, Jerry (LHB)  
 Baton Rouge, La., 1952-53  
 MARES, Steve (WR)  
 Santa Rosa, Calif., 2004  
 MARIX, Michael (OL)  
 Plaquemine, La., 1990-91  
 MARSHALL, Anthony (S)  
 Mobile, Ala., 1990-91-93  
 MARSHALL, Leonard A. (DT)  
 Franklin, La., 1979-80-81-82  
**MARSHALL, Terrace Jr. (WR)**  
**Bossier City, La., 2018**  
 MARTIN, Andy (OT)  
 DeRidder, La., 1988-89-90-91  
 MARTIN, C. Y. (G)  
 Bowie, La., 1910  
 MARTIN, Curtis (SE)  
 Golden Meadow, La., 1969  
 MARTIN, Eric W. (SE)  
 Van Vleet, Texas, 1981-82-83-84  
 All-SEC 1983-84; All-America 1983  
 MARTIN, G. H. (G)  
 Crowley, La., 1914  
 MARTIN, Jackie (FB)  
 Haynesville, La., 1950  
 MARTIN, Ronald (S)  
 White Castle, La., 2011-12-13-14  
 MARTIN, Sammy (TB)  
 New Orleans, La., 1984-85-86-87  
 MARTIN, Sci (OLB)  
 New Orleans, La., 2016  
 MARTIN, Steve (DT-OG)  
 Houston, Texas, 1968-70  
 MARTIN, Wade O. (Skinny) (E)  
 Arnaudville, La., 1902-03-04  
 MASON, C. C. (Charlie) (QB)  
 Shreveport, La., 1926-27-28  
 MASTERS, Billy (E-SB)  
 Olla, La., 1964-65-66  
 MATHERNE, Durel (QB)  
 Lutcher, La., 1958-59  
 MATHIEU, Tyrann (DB)  
 New Orleans, La., 2010-11  
 All-SEC 2011; All-America 2011  
 Bednarik Award 2011  
 MATLOCK, Oscar (RG)  
 Shreveport, La., 1936  
 MATTE, Frank (SB)  
 Jennings, La., 1966-67-68  
 MATTHEWS, Lawrence R. (Tubbo) (FB)  
 St. Francisville, La., 1922-23  
 MATTHEWS, Roshuan (DE/OLB)  
 Baton Rouge, La., 1997-98  
 MAUCK, Matt (QB)  
 Jasper, Ind., 2001-02-03  
 MAWAE, John (NG)  
 Leesville, La., 1992  
 MAWAE, Kevin (OT/OG/C)  
 Leesville, La., 1990-91-92-93  
 All-SEC 1992  
 MAXWELL, Phillip (LB)  
 Shreveport, La., 2004  
 MAY, Bill (QB-FB)  
 El Dorado, Ark., 1934-35-36  
 MAY, William J. (Jon) (DT)  
 Homer, La., 1977  
 MAY, Joe (HB)  
 Shreveport, La., 1954-55-56  
 MAYES, Adrian (DB/LB)  
 Houston, Texas 2000-01-02-03  
 MAYES, Michael O. (CB)  
 DeRidder, La., 1985-87-88  
 MAYET, Jay (LB)  
 Galliano, La., 1986  
 McCABE, Raymond J., III (DT)  
 Metairie, La., 1981  
 McCAGE, Samuel V. (TE)  
 Baytown, Texas, 1977-78-79  
 McCALL, Henry L. (Mac) (E)  
 Lake Charles, La., 1923-26  
 McCANN, John (RG)  
 Baton Rouge, La., 1968-69-70  
 McCANN, M. G. (Mickey) (HB)  
 New Orleans, La., 1927

McCARSON, Paul (HB)  
 Batesville, Ark., 1944  
 McCARTNEY, T.C. (CB)  
 Boulder, Colo., 2010  
 McCARTY, Dave (T-E)  
 Rayville, La., 1958-59  
 McCASKILL, Larry (T)  
 Baton Rouge, La., 1967-68  
 McClAIN, Jess (C)  
 Covington, La., 1930-31  
 McClAIN, Scotty (E)  
 Slmackover, Ark., 1957-58-59  
 McCLELLAND, William (RG)  
 Crowley, La., 1943-44-47-48  
 McClURE, Todd (C)  
 Baton Rouge, La., 1995-96-97-98  
 All-SEC 1997-98; All-America 1998  
 McCOLLAM, Andrew M. (HB)  
 Houma, La., 1909  
 McCORKLE, Blaine (SNP)  
 Pensacola, Fla., 1995-96-97-98  
 McCORMICK, Dave (LT)  
 Rayville, La., 1963-64-65  
 All-SEC 1965  
 McCORREY, Derriel (S)  
 Pensacola, Fla., 1989-90-91-92  
 All-SEC 1990  
 McCRAE, Danny (DB)  
 Houston, Texas, 2006-07-08-09  
 McCREADY, James M. (QB)  
 Metairie, La., 1982  
 McCREEDY, Ed (G)  
 Biloxi, Miss., 1958-59-60  
 McDANIEL, Orlando K. (SE)  
 Lake Charles, La., 1978-79-80-81  
 All-SEC 1981  
 McDONALD, Robert (LE)  
 Franklin, La., 1960  
 McDOUFF, Chas. H. (OT)  
 Baton Rouge, La., 1978-79  
 McFARLAND, Anthony (DT/NG)  
 Winstonsboro, La., 1995-96-97-98  
 All-SEC 1996-98; All-America 1998  
 McFARLAND, Reggie A. (HB)  
 Baton Rouge, La., 1919-20-21-22  
 McFERRIN, Sherman S. (Mack) (G)  
 Pleasant Hill, La., 1929  
 McGILL, Terrell (OL)  
 Miami, Fla., 2003-04-05  
 McHENRY, Barney G. (Mac) (T)  
 Monroe, La., 1910-11  
 McINVALE, Ralph C. (OT)  
 Dallas, Texas, 1977  
 McKINNEY, Billy (HB)  
 Jackson, Tenn., 1939-41  
 McKINNEY, Jim (QB)  
 Bogalusa, La., 1939  
 McLEOD, James (E)  
 Laurel, Miss., 1941-42-47  
 McLEOD, Ralph (LE)  
 Beaumont, Texas, 1950-51-52  
 McMANUS, JOSH (WR)  
 New Orleans, La., 2006-07  
**McMATH, Racey (WR)**  
**New Orleans, La., 2018**  
 McNAIR, Dan (OG)  
 Monroe, La., 1973  
 McNEESE, Oswald W. (E)  
 Lake Charles, La., 1900-01  
 McSHERRY, Robert (LB)  
 Monroe, La., 1967-68  
 MEALEY, Rondell (TB)  
 Destrehan, La., 1996-97-98-99  
 MELANCON, Keith (OL)  
 Hahnville, La., 1984-85-86  
 MENETRE, Ralph (LHB)  
 Covington, La., 1945  
 MERCER, John (RHB)  
 Bossier City, La., 1961-62  
 MERO, Pershing (Joe) (CB)  
 New Orleans, La., 1990-91  
 MESSA, Rene A. (FB)  
 Santiago, Cuba, 1904-05  
 MESSINA, Jake (G)  
 Port Arthur, Texas, 1937-38-39  
 MESTAYER, Otto (E)  
 New Iberia, La., 1914  
 METTENBERGER, Zach (QB)  
 Watkinsville, Ga., 2011-12-13  
 MEULLON, Devante (FB)  
 Seattle, Wash., 2014  
 MICHAELSON, Fred (MG-T)  
 Foley, Ala., 1967-68-69  
 MICHAELSON, Julius (Jay) (TE/K)  
 Foley, Ala., 1969-70-71  
 All-SEC 1971  
 Academic All-America, 1971  
 MICHEL, Brandon (MLB/ILB)  
 Lutcher, La., 1994-97  
 MICIOTTO, Charles (Binks) (DE)  
 Lafayette, La., 1971-72-73  
 All-SEC 1973  
 MICKAL, Abe (HB)  
 McComb, Miss., 1933-34-35  
 All-SEC 1934-35  
 MIDDLETON, Eric (ILB)  
 Corsicana, Texas, 1988  
 MIHALICH, John (Mickey) (E)  
 Lorain, Ohio, 1934-35-36  
 MILES, Ryan (P)  
 St. Amant, La., 2001

MILEY, Mike (QB)  
Metairie, La., 1972-73

MILLER, Arnold (DE)  
New Orleans, La., 1995-96-97-98

MILLER, Ben R. (E)  
Shreveport, La., 1923-24-25

MILLER, Blake (OG/C)  
Alexandria, La., 1987-88-89-90  
All-SEC 1990

MILLER, Charles (Chip) (DT)  
New Orleans, La., 1972-73

MILLER, Dale (FB)  
Franklinton, La., 1971

MILLER, Fred (RT)  
Homer, La., 1960-61-62  
All-SEC 1962; All-America 1962

MILLER, Herd (T-G)  
Springfield, La., 1943-44-45-46

MILLER, Mark (SE)  
Fairfax, Va., 1994

MILLER, Nate (DT)  
Tuscaloosa, Ala., 1991-92-93-94

MILLER, Paul (LT)  
Baton Rouge, La., 1950-52-53

MILLER, Robert (DT)  
Hattiesburg, Miss., 1993-94

MILLER, Ryan (C)  
Lake Charles, La., 2006-07-08

MILLER, Willie (G)  
Minden, La., 1940-41-42

MILLET, Walter (CB)  
Pasadena, Texas, 1973

MILICAN, Samuel (Buddy) (DE)  
Baton Rouge, La., 1968-69-70

MILNER, Guy (Cotton) (HB)  
Alexandria, La., 1936-37-38

MILLS, Jalen (DB)  
DeSoto, Texas, 2012-13-14-15  
All-America 2015

MINALDI, Thad (FB/SB/LB)  
Lake Charles, La., 1975-76-77-78

MINGO, Barkevious (DE)  
West Monroe, La., 2010-11-12

MINTER, Kevin (LB)  
Suwanee, Ga., 2010-11-12  
All-SEC 2012; All-America 2012

MISTRETTA, Albert (T)  
Covington, La., 1943

MITCHELL, Chris (WR)  
Marrero, La., 2006-07-08-09

MITCHELL, George (Gee) (G)  
Rayville, La., 1932-33

MITCHELL, Jared (WR)  
New Iberia, La., 2006-07-08

MITCHELL, Jim (E)  
Baton Rouge, La., 1952-53-56

MITCHELL, Johnny (DT)  
Marrero, La., 1996-97-98-99

MITCHELL, Kareem (DE)  
Moss Point, Miss., 1999-00

MITCHELL, Michael (PK)  
Shreveport, La., 1999

MIXON, Kenny (DE/DT)  
Pineville, La., 1994-95-97

MIXON, Neil (HB)  
Amite, La., 1931-32-33

MOBLEY, Larry (RE)  
Baton Rouge, La., 1952-54

MOBLEY, T. R. (Ray) (G-C)  
Coushatta, La., 1913-14

MODICUT, Joseph (LG)  
Baton Rouge, La., 1951-52

MONGET, Gayle (C)  
Baton Rouge, La., 1937-38-39

**MONROE, Eric (DB)**  
Houston, Texas, 2017

MONSOUR, Eli (Mike) (E)  
Shreveport, La., 1927

MONTGOMERY, Sam (LB)  
Greenwood, S.C., 2010-11-12  
All-SEC 2011-12; All-America 2011

MONTGOMERY, William (FB)  
Murphysboro, Ill., 1942-43-45

MONTZ, Michael C. (RB)  
Lutcher, La., 1980-81-82

MOOCK, Chris (QB)  
Greenwell Springs, La., 1988-89-90

MOORE, Charles (E)  
Chattanooga, Tenn., 1964-65

MOORE, Charles F. (SB)  
Plaquemine, La., 1964-65

MOORE, D. Haywood (G-T)  
Jonesboro, La., 1928-29-31

MOORE, Frank E. (Specks) (E)  
Douglas, Ariz., 1932-33-34

MOORE, John David (FB/TE)  
Ruston, La., 2014-15-16-17  
Academic All-American 2017

MOORE, Sean B. (LB)  
Poplar Bluff, Mo., 1981-82

MOREAU, Doug (LE)  
Baton Rouge, La., 1963-64-65  
All-SEC 1964; All-America 1965

MOREAU, Foster (TE)  
New Orleans, La., 2015-16-17-18

MOREAU, Kenneth R. (Bobby) (QB/LB/K)  
Alexandria, La., 1975-76-77

MOREHAM, Walter (LB)  
Houston, Texas, 1999-00-01

MOREL, Tommy (SE)  
New Orleans, La., 1966-67-68

MORGAN, John (DT/NG)  
Rayne, La., 1989-90-91-92

MORGAN, Mike (RE)  
Natchez, Miss., 1961-62-63

MORGAN, Paul C. (FB-HB)  
Elba, Ala., 1927

MORGAN, Sam R. (T)  
Elba, Ala., 1924-25-26

MORRIS, John E. (T)  
West Monroe, La., 1895

MORTIMER, Eugene H. (HB)  
Laurel, Miss., 1900

MORTON, Arthur (Slick) (HB-TB)  
Tallulah, La., 1935-36-37

MOSES, Phil (C)  
Sulphur, La., 1972-73-74

MOSES, Travis (DB)  
Gonzales, La., 2000-01

MOSS, Tony (WR)  
Bossier City, La., 1986-87-88-89  
All-SEC 1988-89

MOULTON, Bry'Keithon (FB)  
Lafayette, La., 2015-16

MOULTON, Clayton (DT)  
Beaumont, Texas, 1989-90-91-92

MULLER, J. C. (HB)  
Washington, La., 1904-05

MULLINS, William B. (E)  
Simsboro, La., 1894

MUNCIE, Luke (LB)  
Klein, Texas, 2010-11

MUNDINGER, Adam G. (Addie) (T)  
Baton Rouge, La., 1900-01-02

MURLA, Mike (LB)  
New Orleans, La., 1986-87-88-89

MURPHREE, Jerry D. (TB)  
Birmingham, Ala., 1977-78-79

MURPHY, Richard (RB)  
Rayville, La., 2007-08-10

MURPHY, Sammy (RE)  
Baker, La., 1952-53-54

MURRAY, Keith E. (P)  
Theodore, Ala., 1985

MURRAY, Phil (OT)  
Franklinton, La., 1970-71-72

MYERS, Jerel (WR)  
Houston, Texas, 1999-00-01-02

MYLES, Jesse J. (TB)  
Gray, La., 1979-80-81-82

MYLES, Lonny (SE)  
Franklinton, La., 1967-68-69

MYRICK, Basil (LE)  
El Dorado, Ark., 1936

**N**

NAGATA, Joe (HB)  
Eunice, La., 1942-43

NAGLE, John (CB)  
Gloster, Miss., 1969-70-71

NALL, Craig (QB)  
Alexandria, La., 1998-99

NEAL, Lewis (DE)  
Wilson, N.C., 2013-14-15-16

NEALY, Wendall (RE)  
Homer, La., 1951-52

NECK, Tommy (HB)  
Marksville, La., 1959-60-61

NEIGHBORS, Connor (FB)  
Huntsville, Ala., 2012-13-14

NELKEN, William  
Natchitoches, La., 1894

NELSON, Manson (G)  
Ferriday, La., 1958-59

NELSON, Robert J.  
Monroe, La., 1894

NEPHEW, Tony (ILB)  
Willis, Texas, 1983

NESON, Guy W. (T)  
Tickfaw, La., 1926-27-28

**NETHERLY, Mannie (CB)**  
Crosby, Texas, 2018

NEUBAUER, David (OL)  
Baton Rouge, La., 2002

NEUMANN, Danny (E)  
Tallulah, La., 1961-62-63

NEUMANN, Leonard (TB)  
Tallulah, La., 1964-65-66

NEVILS, Ab (T)  
Lake Charles, La., 1931-32-33

NEVIS, Drake (DT)  
Marrero, La., 2007-08-09-10  
All-SEC 2010; All-America 2010

NEWELL, Edward T. J.  
St. Joseph, La., 1894

NEWELL, Jordan (WR)  
Homer, La., 2010

NEWFIELD, Kenny (FB)  
New Orleans, La., 1966-67-68

NICAR, Randy (DT)  
Morgan City, La., 1971

NICHOLSON, Gordon B. (HB)  
Baton Rouge, La., 1894-95-96-97

NICOLO, Sal (HB)  
Saugus, Mass., 1952-54

NISWANGER, Rudy (OL)  
Monroe, La., 2002-03-04-05  
Academic All-America 2004-05

Draddy Trophy 2005; Wuerffel Award 2005

NOBLETT, Oren H. (Babe) (G)  
Denham Springs, La., 1904-05-07-08

NOONAN, James (DT)  
New Orleans, La., 1976

NORFLEET, Fred (FB)  
Memphis, Tenn., 1989

NORRIS, Craig (DE)  
Cicero, N.Y., 1988

NORSWORTHY, Bill (DB)  
New Orleans, La., 1968-69-70

NORTHERN, Gabe (OLB/DE)  
Baton Rouge, La., 1992-93-94-95  
All-SEC 1994-95

NORWOOD, Don (E)  
Baton Rouge, La., 1957-58-59

NORWOOD, Ralph E. (OT)  
New Orleans, La., 1985-86-87-88  
All-SEC 1988

NOWLIN, Brandon (FB)  
Baton Rouge, La., 2003

NUNNERY, R. B. (RT)  
Summit, Miss., 1954-55

**O**

OAKLEY, Charles (FB)  
Lake Charles, La., 1951-52-53

O'BRIEN, Myles (LB)  
Metairie, La., 2014

O'BRIEN, Robert (Bob) (TE)  
New Orleans, La., 1964-65-66

O'BRYANT, Terrance (FS)  
New Waverly, Texas 2000

O'CALLAGHAN, Joe (HB)  
Summersville, Mass., 1952

ODOM, Sammy Joe (LB)  
Minden, La., 1961

O'DONNELL, Joe (HB)  
Ovett, Miss., 1940

O'DOWD, Mark (LB)  
Coral Gables, Fla., 1997

OGDEN, Don G. (QB)  
Baton Rouge, La., 1929-30

O'HAIR, Jacob (SNP)  
Rancho Cucamonga, Calif., 2006-07

OLIVER, George (RT)  
Little Rock, Ark., 1952

OLIVER, L. A. (E)  
Lafayette, La., 1901

OLIVER, Melvin (DE)  
Opelika, Ala., 2002-03-04-05

O'NEAL, Ryan (LB)  
New Orleans, La., 1999-00-01-02

O'QUIN, Arthur (Mickey) (E)  
Shreveport, La., 1914-15-16-17

O'QUIN, Leon (QB)  
Natchitoches, La., 1914

OSBORNE, Clarence (DT)  
Baton Rouge, La., 1983-84

OSTROM, Michael (WR)  
Baton Rouge, La., 2018

O'TOOLE, Shane (S)  
Oklahoma City, Okla., 1999

OUSTALET, Jimmy (C)  
Lake Arthur, La., 1972-73-75

OWENS, Darly W. (WR)  
Beaumont, Texas, 1985

OWENS, Richard (Ricki) (LB)  
Homer, La., 1967-68-69

**P**

PACK, Jamal (TE)  
Marrero, La., 1996-97-98-99

PACKNETT, Robert (OT)  
New Orleans, La., 1987-88-89

PARDO, Diego (QB)  
Panama, 1944

PARIS, Ed (CB)  
New Orleans, La., 2014-15-16-18

PARIS, Ted (C)  
Leesville, La., 1954-55-56

PARKER, Elice (RB)  
Zachary, La., 2000-01

PARKER, Enos (T)  
Mobile, Ala., 1953-54-55-56

PARKER, James C. (Clay) (KS)  
Grayson, La., 1982-83-84

PARNHAM, Spencer (T)  
Hawthorne, N.J., 1945

PARSONS, Thomas (FB)  
Canyon Lake, Texas, 2009

PATTERSON, MJ (LB)  
Winnfield, La., 2017

PEEBLES, Leo (Les) (HB)  
Shreveport, La., 1928-29

PEGUES, Gary (SE/CB)  
Fort Walton, Fla., 1991-92-93-94

PEGUES, William T. (T)  
Mansfield, La., 1900

PERCY, Chaillé (FB)  
Baton Rouge, La., 1968-69

PERE, Ralph (LT)  
LaRose, La., 1961-62-63

PERRET, Kris (TE/DT/SNP)  
Baton Rouge, La., 1995-96

PERRILLLOUX, Ryan (QB)  
LaPlace, La., 2007

PERRY, Adam (OG)  
Covington, La., 1994-95-96-97

PERRY, Boyd (LB)  
Orange, Texas, 1970-71

PETERMAN, Stephen (DE/OG)  
Waveland, Miss., 2000-01-02-03  
All-SEC 2002-03; All-America 2003

PETERSON, Dave (LB)  
Bristol, Fla., 2001

PETERSON, Deangelo (WR/TE)  
New Orleans, La., 2008-09-10-11

PETERSON, Patrick (CB)  
Pompano Beach, Fla., 2008-09-10  
All-SEC 2010; All-America 2010

Jim Thorpe Award, 2010

Chuck Bednarik Award, 2010

PETTAWAY, Chris (OG/OT)  
Miami, Fla., 1989

**PETTIGREW, Jamal (TE)**  
New Orleans, La., 2017

PETTY, Gant (SNP)  
Baton Rouge, La., 2003-04-05

PHARIS, Charles (QB)  
Jackson, Miss., 1946-47-48-49

PHARIS, Mike (C)  
Shreveport, La., 1965-66

PHILIPS, Joe R. (Polly) (QB)  
Shreveport, La., 1927

PHILLIPS, Darrell P. (NG)  
Franklin, La., 1983-86-87-88  
All-SEC 1987-88

PHILLIPS, Ivan J. (DT)  
New Orleans, La., 1977-78-79

**PHILLIPS, Jacob (LB)**  
Nashville, Tenn., 2017-18

PHILLIPS, Marty (DT)  
Baton Rouge, La., 1973-74

PHILLIPS, Terry (DT/OL)  
Houston, Texas 2000-01

PICKETT, Garland (E)  
Temple, Texas, 1933

PICOU, Richard (LB)  
Gonzales, La., 1969-70-71

PIERCE, Dwayne (OG)  
New Orleans, La., 1998-00-01

PIERCE, Spike (DB)  
Baton Rouge, La., 1965

PIERSON, James (DB)  
New Orleans, La., 1984-85-86-87

PIKE, Mike (S)  
Metairie, La., 1973-74-75

PILLOW, Dudley (E)  
Greenwood, Miss., 1939-40

PILLOW, Walter (TE)  
Greenwood, Miss., 1963-64-65

PITALO, Alex M. (C)  
Biloxi, Miss., 1950

PITCHER, James E. (Jim) (HB)  
Hammond, La., 1917

PITCHER, William (HB)  
Hammond, La., 1922-23-24

PITTMAN, Albert (G)  
New Orleans, La., 1944

PITTMAN, Chase (DE)  
Shreveport, La., 2005-06

PITTMAN, Christian (LB)  
New Orleans, La., 2015

PITTMAN, J. S. (Big Pitt) (G)  
Lake Providence, La., 1914-15

PITTMAN, Kirston (DE)  
Garryville, La., 2003-04-07-08

PITTMAN, Paul (T)  
Hot Springs, Ark., 1937

PLANCHARD, Doug (C-TE)  
Baton Rouge, La., 2003-04-05-06

PLATOU, R. (HB)  
Brooklyn, N.Y., 1915

PLEASANT, Ruffin G. (QB)  
Farmerville, La., 1893

POCIC, Ethan (C/OL)  
Lemont, Ill., 2013-14-15-16  
All-SEC 2016; All-America 2016

POLLOCK, William M. (Judge) (T)  
Bernice, La., 1908-09-10

POLOZOLA, Peter (OL)  
Baton Rouge, La., 1943

POLOZOLA, Steve (CB)  
Baton Rouge, La., 1967-68-69

POOLE, Brad (WR)  
Lafayette, La., 1997

POPE, Derek (FB)  
New Orleans, La., 1990-91

PORTA, Ray (Coon) (QB)  
Baton Rouge, La., 1948

PORTER, Elliott (C)  
Westwego, La., 2012-13-14

PORTER, Tracy R. (SB)  
Baton Rouge, La., 1979-80

POTTER, Ray (T)  
Peabody, Mass., 1949-50-51

POTTS, John H. (E)  
Baton Rouge, La., 1910

POWELL, Doug (QB)  
Houston, Texas, 1984-85-86

POWELL, R. H. (Bob) (T)  
Quitman, La., 1929-30-31

POWELL, Tommy (RT)  
Bogalusa, La., 1963-64-65

PRATHER, Trey (QB)  
Shreveport, La., 1966

PRATT, George K. (T)  
New Orleans, La., 1899

PRATT, Joel M. (E)  
Baton Rouge, La., 1893

PRESCOTT, Aaron (RT)  
Washington, La., 1893

PRESCOTT, Dickie (HB)  
St. Francisville, La., 1951-52-54

PRESCOTT, Willis B. (FB)  
Washington, La., 1893-94

PRESSBURG, Joel W. (G)  
Baton Rouge, La., 1929-30

PRICE, Marcus (OT)  
Port Arthur, Texas, 1991-92-93-94

PRICE, T. J. (HB)  
Alexandria, La., 1939

PRICKETT, Greg (DE)  
Houston, Texas, 1975-76

PRUDE, Ronnie (CB)  
Shreveport, La., 2002-03-04-05

PRUDHOMME, Remi (LG)  
Opelousas, La., 1962-63-64  
All-SEC 1963; All-America 1964

PULLETT, Ike (DT)  
Baton Rouge, La., 1992-93

PURVIS, Don (Scooter) (HB)  
Crystal Springs, Miss., 1957-58-59

**Q**

**QUEEN, Patrick (LB)**  
Ventress, La., 2017-18

QUINN, Marcus (SB-SS)  
New Orleans, La., 1977-78-79-80

QUINN, Trey (WR)  
Lake Charles, La., 2014

QUINTELA, Mike (SE)  
Port Arthur, Texas, 1975-76-77-78

QUIRK, Lewis A. W. (T)  
Washington, La., 1894-95

**R**

RABB, Carlos C. (DRT)  
Ferriday, La., 1966-67-68

RABB, Warren (QB)  
Baton Rouge, La., 1957-58-59  
All-SEC 1958

RABENHORST, Oscar D. (Dudley) (QB)  
PierSON, James (DB)  
New Orleans, La., 1984-85-86-87

PIKE, Mike (S)  
Metairie, La., 1973-74-75

PILLOW, Dudley (E)  
Greenwood, Miss., 1939-40

PILLOW, Walter (TE)  
Greenwood, Miss., 1963-64-65

PITALO, Alex M. (C)  
Biloxi, Miss., 1950

PITCHER, James E. (Jim) (HB)  
Hammond, La., 1917

PITCHER, William (HB)  
Hammond, La., 1922-23-24

PITTMAN, Albert (G)  
New Orleans, La., 1944

PITTMAN, Chase (DE)  
Shreveport, La., 2005-06

PITTMAN, Christian (LB)  
New Orleans, La., 2015

PITTMAN, J. S. (Big Pitt) (G)  
Lake Providence, La., 1914-15

PITTMAN, Kirston (DE)  
Garryville, La., 2003-04-07-08

PITTMAN, Paul (T)  
Hot Springs, Ark., 1937

PLANCHARD, Doug (C-TE)  
Baton Rouge, La., 2003-04-05-06

PLATOU, R. (HB)  
Brooklyn, N.Y., 1915

PLEASANT, Ruffin G. (QB)  
Farmerville, La., 1893

POCIC, Ethan (C/OL)  
Lemont, Ill., 2013-14-15-16  
All-SEC 2016; All-America 2016

POLLOCK, William M. (Judge) (T)  
Bernice, La., 1908-09-10

POLOZOLA, Peter (OL)  
Baton Rouge, La., 1943

POLOZOLA, Steve (CB)  
Baton Rouge, La., 1967-68-69

POOLE, Brad (WR)  
Lafayette, La., 1997

POPE, Derek (FB)  
New Orleans, La., 1990-91

PORTA, Ray (Coon) (QB)  
Baton Rouge, La., 1948

PORTER, Elliott (C)  
Westwego, La., 2012-13-14

PORTER, Tracy R. (SB)  
Baton Rouge, La., 1979-80

POTTER, Ray (T)  
Peabody, Mass., 1949-50-51

POTTS, John H. (E)  
Baton Rouge, La., 1910

POWELL, Doug (QB)  
Houston, Texas, 1984-85-86

POWELL, R. H. (Bob) (T)  
Quitman, La., 1929-30-31

POWELL, Tommy (RT)  
Bogalusa, La., 1963-64-65

PRATHER, Trey (QB)  
Shreveport, La., 1966

PRATT, George K. (T)  
New Orleans, La., 1899

PRATT, Joel M. (E)  
Baton Rouge, La., 1893

PRESCOTT, Aaron (RT)  
Washington, La., 1893

PRESCOTT, Dickie (HB)  
St. Francisville, La., 1951-52-54

PRESCOTT, Willis B. (FB)  
Washington, La., 1893-94

PRESSBURG, Joel W. (G)  
Baton Rouge, La., 1929-30

PRICE, Marcus (OT)  
Port Arthur, Texas, 1991-92-93-94

PRICE, T. J. (HB)  
Alexandria, La., 1939

PRICKETT, Greg (DE)  
Houston, Texas, 1975-76

PRUDE, Ronnie (CB)  
Shreveport, La., 2002-03-04-05

PRUDHOMME, Remi (LG)  
Opelousas, La., 1962-63-64  
All-SEC 1963; All-America 1964

PULLETT, Ike (DT)  
Baton Rouge, La., 1992-93

PURVIS, Don (Scooter) (HB)  
Crystal Springs, Miss., 1957-58-59

**Q**

**QUEEN, Patrick (LB)**  
Ventress, La., 2017-18

QUINN, Marcus (SB-SS)  
New Orleans, La., 1977-78-79-80

QUINN, Trey (WR)  
Lake Charles, La., 2014

QUINTELA, Mike (SE)  
Port Arthur, Texas, 1975-76-77-78

QUIRK, Lewis A. W. (T)  
Washington, La., 1894-95

**R**

RABB, Carlos C. (DRT)  
Ferriday, La., 1966-67-68

RABB, Warren (QB)  
Baton Rouge, La., 1957-58-59  
All-SEC 1958

RABENHORST, Oscar D. (Dudley) (QB)  
PierSON, James (DB)  
New Orleans, La., 1984-85-86-87

PIKE, Mike (S)  
Metairie, La., 1973-74-75

PILLOW, Dudley (E)  
Greenwood, Miss., 1939-40

PILLOW, Walter (TE)  
Greenwood, Miss., 1963-64-65

PITALO, Alex M. (C)  
Biloxi, Miss., 1950

PITCHER, James E. (Jim) (HB)  
Hammond, La., 1917

PITCHER, William (HB)  
Hammond, La., 1922-23-24

PITTMAN, Albert (G)  
New Orleans, La., 1944

PITTMAN, Chase (DE)  
Shreveport, La., 2005-06

PITTMAN, Christian (LB)  
New Orleans, La., 2015

PITTMAN, J. S. (Big Pitt) (G)  
Lake Providence, La., 1914-15

PITTMAN, Kirston (DE)  
Garryville, La., 2003-04-07-08

PITTMAN, Paul (T)  
Hot Springs, Ark., 1937

PLANCHARD, Doug (C-TE)  
Baton Rouge, La., 2003-04-05-06

PLATOU, R. (HB)  
Brooklyn, N.Y., 1915

PLEASANT, Ruffin G. (QB)  
Farmerville, La., 1893

POCIC, Ethan (C/OL)  
Lemont, Ill., 2013-14-15-16  
All-SEC 2016; All-America 2016

POLLOCK, William M. (Judge) (T)  
Bernice, La., 1908-09-10

POLOZOLA, Peter (OL)  
Baton Rouge, La., 1943

POLOZOLA, Steve (CB)  
Baton Rouge, La., 1967-68-69

POOLE, Brad (WR)  
Lafayette, La., 1997

POPE, Derek (FB)  
New Orleans, La., 1990-91

PORTA, Ray (Coon) (QB)  
Baton Rouge, La., 1948

PORTER, Elliott (C)  
Westwego, La., 2012-13-14

PORTER, Tracy R. (SB)  
Baton Rouge, La., 1979-80

POTTER, Ray (T)  
Peabody, Mass., 1949-50-51

POTTS, John H. (E)  
Baton Rouge, La., 1910

POWELL, Doug (QB)  
Houston, Texas, 1984-85-86

POWELL, R. H. (Bob) (T)  
Quitman, La., 1929-30-31

POWELL, Tommy (RT)  
Bogalusa, La., 1963-64-65

PRATHER, Trey (QB)  
Shreveport, La., 1966

PRATT, George K. (T)  
New Orleans, La., 1899

PRATT, Joel M. (E)  
Baton Rouge, La., 1893

PRESCOTT, Aaron (RT)  
Washington, La., 1893

PRESCOTT, Dickie (HB)  
St. Francisville, La., 1951-52-54

PRESCOTT, Willis B. (FB)  
Washington, La., 1893-94

PRESSBURG, Joel W. (G)  
Baton Rouge, La., 1929-30

PRICE, Marcus (OT)  
Port Arthur, Texas, 1991-92-93-94

PRICE, T. J. (HB)  
Alexandria, La., 1939

PRICKETT, Greg (DE)  
Houston, Texas, 1975-76

PRUDE, Ronnie (CB)  
Shreveport, La., 2002-03-04-05

PRUDHOMME, Remi (LG)  
Opelousas, La., 1962-63-64  
All-SEC 1963; All-America 1964

PULLETT, Ike (DT)  
Baton Rouge, La., 1992-93

PURVIS, Don (Scooter) (HB)  
Crystal Springs, Miss., 1957-58-59

**Q**

**QUEEN, Patrick (LB)**  
Ventress, La., 2017-18

QUINN, Marcus (SB-SS)  
New Orleans, La., 1977-78-79-80

QUINN, Trey (WR)  
Lake Charles, La., 2014

QUINTELA, Mike (SE)  
Port Arthur, Texas, 1975-76-77-78

QUIRK, Lewis A. W. (T)  
Washington, La., 1894-95

**R**

RABB, Carlos C. (DRT)  
Ferriday, La., 1966-67-68

RABB, Warren (QB)  
Baton Rouge, La., 1957-58-59  
All-SEC 1958

RABENHORST, Oscar D. (Dudley) (QB)  
PierSON, James (DB)  
New Orleans, La., 1984-85-86-87

PIKE, Mike (S)  
Metairie, La., 1973-74-75

PILLOW, Dudley (E)  
Greenwood, Miss., 1939-40

PILLOW, Walter (TE)  
Greenwood, Miss., 1963-64-65

PITALO, Alex M. (C)  
Biloxi, Miss., 1950

PITCHER, James E. (Jim) (HB)  
Hammond, La., 1917

PITCHER, William (HB)  
Hammond, La., 1922-23-24

PITTMAN, Albert (G)  
New Orleans, La., 1944

PITTMAN, Chase (DE)  
Shreveport, La., 2005-06

PITTMAN, Christian (LB)  
New Orleans, La., 2015

PITTMAN, J. S. (Big Pitt) (G)  
Lake Providence, La., 1914-15

PITTMAN, Kirston (DE)  
Garryville, La., 2003-04-07-08

PITTMAN, Paul (T)  
Hot Springs, Ark., 1937

PLANCHARD, Doug (C-TE)  
Baton Rouge, La., 2003-04-05-06

PLATOU, R. (HB)  
Brooklyn, N.Y., 1915

PLEASANT, Ruffin G. (QB)  
Farmerville, La., 1893

POCIC, Ethan (C/OL)  
Lemont, Ill., 2013-14-15-16  
All-SEC 2016; All-America 2016

POLLOCK, William M. (Judge) (T)  
Bernice, La., 1908-09-10

POLOZOLA, Peter (OL)  
Baton Rouge, La., 1943

POLOZOLA, Steve (CB)  
Baton Rouge, La., 1967-68-69

POOLE, Brad (WR)  
Lafayette, La., 1997

POPE, Derek (FB)  
New Orleans, La., 1990-91

PORTA, Ray (Coon) (QB)  
Baton Rouge, La., 1948

PORTER, Elliott (C)  
Westwego, La., 2012-13-14

PORTER, Tracy R. (SB)  
Baton Rouge, La., 1979-80

POTTER, Ray (T)  
Peabody, Mass., 1949-50-51

POTTS, John H. (E)  
Baton Rouge, La., 1910

POWELL, Doug (QB)  
Houston, Texas, 1984-85-86

POWELL, R. H. (Bob) (T)  
Quitman, La., 1929-30-31

POWELL, Tommy (RT)  
Bogalusa, La., 1963-64-65

PRATHER, Trey (QB)  
Shreveport, La., 1966

PRATT, George K. (T)  
New Orleans, La., 1899

PRATT, Joel M. (E)  
Baton Rouge, La., 1893

PRESCOTT, Aaron (RT)  
Washington, La., 1893

PRESCOTT, Dickie (HB)  
St. Francisville, La., 1951-52-54

PRESCOTT, Willis B. (FB)  
Washington, La., 1893-94

PRESSBURG, Joel W. (G)  
Baton Rouge, La., 1929-30

PRICE, Marcus (OT)  
Port Arthur, Texas, 1991-92-93-94

PRICE, T. J. (HB)  
Alexandria, La., 1939

PRICKETT, Greg (DE)  
Houston, Texas, 1975-76

PRUDE, Ronnie (CB)  
Shreveport, La., 2002-03-04-05

PRUDHOMME, Remi (LG)  
Opelousas, La., 1962-63-64  
All-SEC 1963; All-America 1964

P

RICE, George (T)  
Baton Rouge, La., 1963-64-65  
All-SEC 1965; All-America 1965

RICE, Nick (LB)  
Coppell, Texas, 2012

RICE, R. E. (Red) (C)  
West Plains, Mo., 1915-16

RICE, Robert (T)  
Lake Charles, La., 1962

RICH, Christopher J. (Chris) (OT)  
San Antonio, Texas, 1976-77-78

RICHARDS, Bobby (T)  
Oak Ridge, Tenn., 1960-61

RICHARDSON, Albert J., III (LB)  
Baton Rouge, La., 1979-80-82  
All-SEC 1980-83; All-America 1982

RICHARDSON, Lyman (FB)  
Shreveport, La., 1940-41-42

RICHEY, Wade (PK)  
Carencro, La., 1994-95-96-97

RICHMOND, Dilton (E)  
Nacogdoches, Texas 1941-42-46

RICHTER, David (OG)  
Opelousas, La., 1987

RICKS, Michael (LB)  
Amite, La., 2006

RIDLEY, Stevan (FB/RB)  
Natchez, Miss., 2008-09-10  
All-SEC 2010

RILEY, Duke (LB)  
Buras, La., 2013-14-15-16

RILEY, Perry (LB)  
Ellenwood, Ga., 2006-07-08-09

RNAUDO, Martin (B)  
New Roads, La., 1943

RIPPLE, Steve (LB)  
Metairie, La., 1975-76-77

RISHER, Alan D. (QB)  
Slidell, La., 1980-81-82  
All-SEC 1982

RITTNER, Chris M. (SB)  
New Orleans, La., 1976

RIVERO, V. Victor (HB-E)  
Monterey, Mex., 1904

RIVERS, Stephen (QB)  
Athens, Ala., 2012

ROANE, James A. (RB)  
Vienna, La., 1893

ROBERT, Jeff (PK)  
New Orleans, La., 1994

ROBERTS, Henry Lee (HB)  
North Little Rock, Ark., 1958

ROBERTS, Marcus (DL)  
Baton Rouge, La., 2016

ROBERTSON, Archie Ed (FB)  
Plaquemine, La., 1896

ROBICHAUX, Al (T)  
Taft, La., 1951-52-53

ROBICHAUX, Mike (E)  
Raceland, La., 1965-66  
All-SEC 1966

ROBINSON, Demetri (TE)  
Lake City, Fla., 2002-03

ROBINSON, Dwight (QB)  
Ponchatoula, La., 1961-62-63

ROBINSON, Johnny (HB)  
Baton Rouge, La., 1957-58-59  
All-SEC 1958

ROBINSON, Rashard (CB)  
Pompano Beach, Fla., 2013

ROBINSON, Reggie (WR)  
Shreveport, La., 1998-99-00-02

ROBISKIE, Terry (RB-TB)  
Lucy, La., 1973-74-75-76  
All-SEC 1976

ROCA, Juan (PK)  
Metairie, La., 1972-73-74

RODDY, Caleb (TE)  
Denham Springs, La., 2016

RODRIGUE, J. C. (Friday) (HB-FB)  
Dubois, La., 1915-16

RODRIGUE, Ruffin, Sr. (C)  
Thibodaux, La., 1962-63-64

RODRIGUE, Ruffin, Jr. (OG)  
Thibodaux, La., 1986-87-88-89  
All-SEC 1988

ROGER, Don (LB)  
Garland, Texas, 1972-73-74

ROGERS, Pat (LB)  
Shreveport, La., 1993-94-95-96

ROGERS, Steve (TB-RB)  
Ruston, La., 1972-73-74

ROHM, Charles (Pinky) (HB)  
New Orleans, La., 1935-36-37  
All-SEC 1937

ROMAIN, Richard (FL)  
Gretna, La., 1973-74

ROMAN, Mark (FS)  
New Iberia, La., 1996-97-98-99  
All-SEC 1998

ROSHTO, James (Jimmy) (HB)  
Baton Rouge, La., 1949-50-51  
All-SEC 1951

ROSS, George (LB)  
Lake Charles, La., 1975

ROUSSELL, Terry (NG)  
Lutcher, La., 1983

ROUSSOS, George (G)  
Santa Ana, Cal., 1949-50

ROWAN, Elwyn (Rip) (FB)  
Memphis, Tenn., 1944

ROYAL, Robert (F-B/TE)  
New Orleans, La., 1998-99-00-01  
All-SEC 2000

RUCKER, Jonathan (LB)  
Ponchatoula, La., 2015-16-17

RUKAS, Justin (Ruke) (T)  
Gary, Ind., 1933-34-35  
All-SEC 1934-35

RUSH, Gordy (DB)  
Gretna, La., 1988-89-90

RUSSELL, JaMarcus (QB)  
Mobile, Ala., 2004-05-06  
All-SEC 2006  
Manning Award 2006

RUSSELL, Randy (OT)  
West Monroe, La., 1971-72

RUSSELL, Tony (G)  
Tallulah, La., 1967-68-69

RUSSIAN, Alex (SNP)  
Round Rock, Texas, 2008-11

RUTLAND, James (Pepper) (LB)  
Baton Rouge, La., 1970-71-72

RUTLEDGE, D. H. (Don) (E)  
Robeline, La., 1917

RYAN, Mike (DB)  
Mooringsport, La., 1967

RYAN, Warren (Pat) (G-T)  
New Orleans, La., 1908-09

RYDER, Robert (Red) (OT)  
Alexandria, La., 1968-69

RYES, Jarvis (LB)  
Loreauville, La., 2004

**S**

SAGE, John (T)  
Houston, Texas, 1968-69-70  
All-SEC 1970

SAIA, S. J. (LB)  
Baton Rouge, La., 1975-76

ST. DIZIER, Roger V. (Blue) (E-G)  
New Roads, La., 1916-17

ST. JULIEN, Ryan (DB)  
St. Martinville, La., 2009-10

SALASSI, John R. (G)  
French Settlement, La., 1894-95-96

SALE, Rob (OG/C)  
Monroe, La., 2000-01-02

SANCHEZ, A. C. (Cuba)  
Santa Lucia, Cuba, 1914

SANCHO, Ron (OLB)  
Avondale, La., 1985-86-87-88  
All-SEC 1987-88

SANDERS, Al (Apple) (C)  
Baton Rouge, La., 1945-56

SANDERS, Allen (FB)  
Belle Chasse, La., 1994

SANDERS, James W. (C)  
Franklin, La., 1895

SANDERS, Luke (LB)  
West Monroe, La., 2005-06-07

SANDIFER, Dan (HB)  
Shreveport, La., 1944-45-46-47

SANDOLPH, Jerquinick (DB)  
Boutte, La., 2012

SANDRAS, Jules (T)  
Westwego, La., 1956

SANFORD, James (Jim) (T)  
Covington, La., 1951-52

SANFORD, Joseph H. (QB)  
Baton Rouge, La., 1901

SAUCIER, Jeff (PK)  
New Orleans, La., 1991

SAULSBERRY, Derrick (WR)  
Thibodaux, La., 1986

**SAVAGE, Jakori (OL)**  
**Bay Minette, Ala., 2017-18**

SAVOIE, Nicky (TE)  
Cut Off, La., 1995-96

SCAVO, Charles (LB)  
Carbondale, Pa., 1988

SCHEXNALDRE, Merle (LB)  
Houma, La., 1958-59

SCHNEYD, Tiger (QB)  
Miramar Beach, Fla., 2018

SCHNEIDER, Edward D. (Pete) (LG)  
Lake Providence, La., 1920

SCHNEIDER, Frederick H. (G)  
Lake Providence, La., 1894-95-96

SCHNEIDER, F. H. (Teddy) (G)  
Lake Providence, La., 1929-30

SCHOENBERGER, George C. (E)  
Buras, La., 1893-96

SCHROLL, Bill (FB)  
Alexandria, La., 1943-46-47-48

SCHROLL, Charles (C)  
Alexandria, La., 1946

SCHWAB, Don (FB)  
Thibodaux, La., 1963-64-65

SCHWALB, Gerald (Jerry) (G)  
Baton Rouge, La., 1954-57

SCHWING, Ivan H. (QB)  
Lake Charles, La., 1899-1900

SCOFIELD, Dale (QB)  
River Ridge, La., 1992

SCOTT, Charles (RB)  
Saline, La., 2006-07-08-09  
All-SEC 2008

SCOTT, Edwin A. (Ned) (T-L)  
Wilson, La., 1895-96-97

SCOTT, E. E. (C)  
Kingston, La., 1893-94

SCOTT, Malcolm M. (TE)  
New Orleans, La., 1979-80-81-82  
All-SEC 1981

SCREEN, Pat (QB)  
New Orleans, La., 1963-64-65

SCULLY, Don (G)  
St. Petersburg, Fla., 1955-56

SEAGO, Ernest (Son) (FB)  
Temple, Texas, 1933-34-35

SEAMSTER, Sammy (FB)  
Minden, La., 1990-91-92

SEBASTIAN, James A. (HB-E)  
Spring Ridge, La., 1901

SEIP, John J. (E)  
Allentown, Pa., 1907-08-09-10

SESSIONS, Wayne (SE)  
Springhill, La., 1965-66

SETTERS, Ross (OT)  
Memphis, Mo., 1990-91-92-93

SHARP, Jermaine (TB)  
Monroe, La., 1994

SHARP, Linden E. (C)  
Baton Rouge, La., 1902

SHAW, Elton (G)  
Kentwood, La., 1952

SHAW, Greg (OL)  
Hialeah, Fla., 2010-11

SHALEY, Jeremy (DB)  
Lafayette, La., 2002

SHEEHY, Billy (E)  
Mobile, Ala., 1956

**SHELVIN, Tyler (NT)**  
**Lafayette, La., 2018**

SHEPARD, Leigh (ST)  
Rockdale, Texas, 1980

SHEPARD, Russell (QB/WR)  
Houston, Texas, 2009-10-11-12

SHEPPARD, Kelvin (LB)  
Stone Mountain, Ga., 2007-08-09-10  
All-SEC 2010

SHERBURNE, Thomas L. (G)  
Baton Rouge, La., 1897-98

SHIRER, Joe (HB)  
New Orleans, La., 1950-51

SHOAF, James (Jim) (T)  
Greensburg, Pa., 1948-49-50

SHOREY, Allen (TB)  
Ruston, La., 1969-70-71

SHURTZ, Hubert (T)  
Pinckneyville, Ill., 1946-47

SIBLEY, Llewellyn R. (Lew) (DE)  
Longview, Texas, 1974-75-76-77  
All-SEC 1976

SIGREST, Ed (E)  
Bogalusa, La., 1944-45

SIMES, Ashford (HB)  
Houston, Texas, 1938-39

SIMMERS, Turner (OL)  
Prairieville, La., 2018

SIMMONS, Charles (T)  
Moss Point, Miss., 1962-64

SIMMONS, Kelly (FB)  
Houston, Texas, 1975-76-77

SIMMONS, Ray (HB)  
El Dorado, Ark., 1952

SIMNICHT, Ronnie (DT/OT)  
Ocean Springs, Miss., 1990-91-92-93

SIMON, Phillip (OT)  
St. Martinville, La., 1991-92

SIMON, Tharold (DB)  
Eunice, La., 2010-11-12

SKIDMORE, Claude (Skid) (QB)  
Winchester, Tenn., 1931-32

SKIDMORE, Jim (Big Skid) (T)  
Winchester, Tenn., 1930-31-32

SKINNER, Anthony (F-B)  
Patterson, La., 1997

SLAUGHTER, William S. (E)  
Port Hudson, La., 1894-95-96-97-98

SMALLING, Brad (OT)  
West Monroe, La., 1999-00-01

SMEDES, William C. (C)  
Vicksburg, Miss., 1893-94

SMITH, Benny (Gunboat) (E)  
Bossier City, La., 1919

SMITH, Billy (E)  
Ruston, La., 1955-56-57

SMITH, Brandon (P)  
Baton Rouge, La., 1998

SMITH, Charles (LB)  
New Orleans, La., 1996-97-98-99

SMITH, Charlie (C)  
El Dorado, Ark., 1950-51

SMITH, Clarence I. (HB)  
Albion, Mich., 1905-06-08

SMITH, David C. (SB)  
Natchez, Miss., 1976

SMITH, DeSean (TE)  
Lake Charles, La., 2013-14-15-16

SMITH, Eric (WR)  
Vero Beach, Fla., 1994

SMITH, Glenn (TB)  
New Orleans, La., 1967-68

SMITH, Guy (LE)  
Marshall, Texas, 1952

SMITH, John Hugh (G)  
Shreveport, La., 1936-37-38

SMITH, Lance (OT)  
Kannapolis, N.C., 1981-82-83-84  
All-SEC 1982-84; All-America 1984

SMITH, Oliver (CB)  
New Orleans, La., 2000

SMITH, Robert (OL)  
Bossier City, La., 2006-07

SMITH, Robert C. (OT)  
Cleveland, Ohio, 1981

SMITH, Rollis (E)  
Dubach, La., 1944

SMITH, Saivion (CB)  
St. Petersburg, Fla., 2016

SMITH, Spencer L. (OG)  
Baton Rouge, La., 1976-77-78

SMITH, Thielen (LB)  
Metairie, La., 1973-74-75

SMITH, Tom (FB)  
Alexandria, La., 1929-30-31

SMITH, Tommy (LB)  
Brookhaven, Miss., 1970

SMITH, V. E. (Bob) (HB)  
Albion, Mich., 1905-08

SMOOT, Raymond (OT)  
Leesville, La., 1990-92

SMOTHERS, Jason (TE/OG)  
Destrehan, La., 1991-94

SNYDER, John E. (Texas) (QB)  
Georgetown, Texas, 1894-95

SNYDER, Rob (TE)  
Cleveland, Ohio, 2015

SOARES, Fred (LB)  
Santa Ana, Cal., 1990

SOEFKER, Buddy (HB)  
Memphis, Tenn., 1961-62-63

SOILEAU, Danny L. (FB)  
Elton, La., 1977-78-79

SOWELL, Claude (HB)  
Crowville, La., 1926

SPADONI, Jason (RB-LB)  
Kenner, La., 2002-04-05-06

SPARACINO, Bryan (QB)  
Denham Springs, La., 1996-97

SPEARS, Marcus (TE/DE)  
Baton Rouge, La., 2001-02-03-04  
All-SEC 2003-04; All-America 2004

SPEARS, Markeith (ILB/FB)  
Zachary, La., 1995-96-97-98

SPENCE, Ray (T)  
Shreveport, La., 1956-57

SPENCER, Curtis (HB)  
Grove, La., 1925

SPENCER, Floyd W. (E)  
Grove, La., 1912-13

SPENCER, Fritz L. (C)  
Grove, La., 1919-20-21

SPENCER, George B. (G)  
Grove, La., 1911-13-14

SPENCER, Hugh Frank (T-G-C)  
Grove, La., 1916-17

SPERIER, Joseph (RB)  
Covington, La., 1988

STAFFORD, David Grove (HB-FB)  
Alexandria, La., 1919

STAGG, Jack (B)  
Eunice, La., 1943-44

STAGGS, John (S)  
Texas City, Texas, 1970-71-72

STAMPLEY, James (FB)  
Baker, La., 2009-10-11

STANFORD, John T.  
Baton Rouge, La., 1898-99

STANSBERRY, Allen (LB)  
Baton Rouge, La., 1993-94-95-96

STANTON, Edward J. (OT)  
Friendswood, Texas, 1977-78

STAPLES, Duncan P.  
Alexandria, La., 1894-97

STAPLES, Jake (FB)  
Calhoun, La., 1937-38-39

STARN, Roman (OG)  
Baton Rouge, La., 1994

STAUDINGER, Louis P. (QB)  
New Orleans, La., 1904

STAYTON, William D. (Judge) (C)  
Keatchie, La., 1903-04

STEELE, John E. (Pug) (T)  
Yackin Valley, N.C., 1921-23-24-25

STELL, J. H. (Jabbo) (HB)  
Shreveport, La., 1937-38

STELLY, Brandon (TE/FB)  
Opelousas, La., 1992-93-94

STELTZ, Craig (DB)  
New Orleans, La., 2005-06-07  
All-SEC 2007; All-America 2007

STELTZ, Kevin (FB)  
New Orleans, La., 2003-04-05

STEPHENS, Harold (LB)  
Baton Rouge, La., 1966-67-68

STEPTEAU, Mike (CB)  
San Antonio, Texas, 1992

STEVENS, Ed (HB-QB)  
Picaune, Miss., 1930-31

**STEVENS, JaCoby (WR/S)**  
**Murfreesboro, Tenn., 2017-18**

STEVENS, Norman G. (Steve) (HB)  
Picaune, Miss., 1922-23-24-25

STEVENS, Norman (QB)  
Picaune, Miss., 1950-51-52

STEVENSON, Mario (DB)  
Memphis, Tenn.

STEWART, Carnell (OT)  
River Ridge, La., 2006-07

STEWART, Marvin (Moose) (C)  
Picaune, Miss., 1934-35-36  
All-SEC 1936; All-America 1935-36

STINSON, Don (HB)  
Shreveport, La., 1954-55

STOBER, Bill (E)  
Rockford, Ohio, 1967-68-69

STOKES, Logan (TE)  
Muscle Shoals, Ala., 2013-14

STOKLEY, Nelson (QB)  
Crowley, La., 1965-66-67

STONECIPHER, Wade (E)  
Haynesville, La., 1939

STOVALL, Hefley H. (Hank) (QB)  
Dodson, La., 1927-28

STOVALL, Jerry (HB)  
West Monroe, La., 1960-61-62  
All-SEC 1961-62; All-America 1962

STOVALL, Lloyd J. (C)  
Dodson, La., 1932-33-34

STOVALL, Robert L. (Strauss) (C)  
Dodson, La., 1906-07-08-09

STOVALL, Rowson R. (HB)  
Dodson, La., 1907-08-09

STRANGE, Charles (Bo) (T)  
Baton Rouge, La., 1958-59-60  
All-SEC 1958-59-60  
Academic All-America, 1960

STRANGE, Clarence (Pop) (T)  
El Dorado, Ark., 1935-36

STRANGE, David (G)  
Baton Rouge, La., 1963-64-65

STREETE, Jon (LB)  
Lake Charles, La., 1974-75-76  
All-SEC 1976

STREETE, Steve (OG-OT)  
Lake Charles, La., 1971-72

STRIKLAND, Tom (OT)  
Houston, Texas, 1972-73

STRINGFIELD, Cliff (QB)  
Bogalusa, La., 1951-52-53

STROTHER, Howard (T)  
Baton Rouge, La., 1945-48

STROUP, Andy (WR)  
LaPlace, La., 1999

STUART, Charles (OT)  
Sterlington, La., 1969-70-71

STUART, Roy J. (OG)  
Jackson, Miss., 1974-75-76

STUMPH, John C. (Shorby) (G)  
New Orleans, La., 1926

STUPKA, Frank (T)  
Bogalusa, La., 1934-35

STUPKA, Mike (G)  
Bogalusa, La., 1958-59

SUAREZ, Pedro (PK)  
Hialeah, Fla., 1989-90-91-92

**SULLIVAN, Stephen (WR)**  
**Donaldsonville, La., 2016-17-18**

SULLIVAN, Trey (DB)  
Donaldsonville, La., 2014

SULLIVAN, Walter (Sully) (HB)  
Hazelhurst, Miss., 1932-33-34

SURTAIN, Brandon (DB)  
Baton Rouge, La., 2016

SUTTON, Mike (DE)  
New Orleans, La., 1996-97

SWAN, Rooveelroe (OLB)  
Shreveport, La., 1990-91-92

SWANSON, A. E. (Nip) (E-T)  
Quitman, La., 1926-27-28

SWANSON, Arthur L. (Red) (G-FB-T)  
Quitman, La., 1923-24-25

SYKES, Gene (E)  
Covington, La., 1960-61-62

**T**

TABER, Casey (QB/WR/F-B)  
Schulenburg, Texas, 1995-96-97

TALBOT, Edward L. (HB)  
Napoleonville, La., 1912

TALLEY, Jim (C)  
Houston, Texas, 1941-42

TARASOVIC, George (C)  
Bridgeport, Conn., 1951  
All-SEC 1951; All-America 1951

TAYLOR, Brandon (DB)  
Franklinton, La., 2008-09-10-11

TAYLOR, Curtis (DB)  
Franklinton, La., 2005-06-07-08

TAYLOR, Jhyryn (WR)  
Franklinton, La., 2009

TAYLOR, Jimmy (FB)  
Baton Rouge, La., 1956-57  
All-SEC 1957; All-America 1957

TAYLOR, Jimmy (CB)  
Shreveport, La., 1994

TAYLOR, Tyler (LB)  
Burford, Ga., 2017

TEAL, Willie, Jr. (CB)  
Texarkana, Texas, 1976-77-78-79  
All-SEC 1978-79

TEUHEMA, Maea (OL)  
Keller, Texas, 2015-16

TEUHEMA, Sione (DL)  
Keller, Texas, 2014

TExADA, James C. (G-T)  
Alexandria, La., 1906

THIBODEAUX, Chester B. (Benji) (DT)  
Rayne, La., 1977-78-79-80  
All-SEC 1979  
Academic All-America, 1980

THIBODEAUX, Robert (DT)  
River Ridge, La., 1992-93



THOMAS, Arthur J. (Tommy) (G)  
Baton Rouge, La., 1908-09-10-11

THOMAS, Alvin J. (CB)  
Donaldsonville, La., 1979-80-81-82

THOMAS, Dwayne (DB)  
New Orleans, La., 2013-14-15-16

THOMAS, Henry (DT)  
Houston, Texas, 1983-84-85-86  
All-SEC 1986

**THOMAS, Justin (DE)**  
**Daphne, Ala., 2018**

THOMAS, Lionel (FS/SS)  
Opelousas, La., 1998-99-00-01

THOMAS, Quentin (DT)  
Breau Bridge, La., 2013-14-15

THOMAS, Stanley (DT)  
Marshall, Texas, 1990-91

THOMASON, Bill (LB)  
Sulphur, La., 1967-68-69

THOMASSIE, Ryan (OG)  
Galliano, La., 1995-96-97-98

THOMPSON, Corey (DB)  
Missouri City, Texas, 2012-13-15-17

THOMPSON, Kyle (DB)  
Monroe, La., 2002

THOMPSON, Leon (TE)  
Shreveport, La., 1973

THOMPSON, Steve (FB)  
Winnsboro, La., 1956

THORNALL, Bill (C)  
Metechin, N.J., 1942

**THORNTON, Ray (LB)**  
**Killeen, Texas, 2017-18**

THORNTON, Sam B. (T-G)  
Pitkin, La., 1922-23

THYMES, Derrick (WR)  
Maringouin, La., 1994

TILLY, L. R. (E)  
St. Martinville, La., 1909

TINSLEY, Gaynell (Gus) (E)  
Homer, La., 1934-35-36  
All-SEC 1935-36; All-America 1935-36

TINSLEY, Jess D. (T)  
Haynesville, La., 1926-27-28

TISDALE, Charles H. (HB)  
New Orleans, La., 1893

TITTLE, Billy (Mgr.)  
New Orleans, La., 1976

TITTLE, Y. A. (QB-HB)  
Marshall, Texas, 1944-45-46-47  
All-SEC 1946-47

TOCZYLOSKI, Edward (QB)  
1940

TOFIELD, LaBrandon (TB)  
Independence, La., 2000-01-02  
All-SEC 2001

TOLBERT, Tyke (WR)  
Conroe, Texas, 1988-90

TOLER, Jack  
Baker, La., 1943-44

TOLIVER, Kevin (DB)  
Jacksonville, Fla., 2015-16-17

TOLIVER, Terrence (WR)  
Houston, Texas, 2007-08-09-10

TOLLIVER, Chris (WR)  
Rayville, La., 2010

TOMLINSON, Todd (P)  
Miami, Fla., 1986

TOMS, Randy (TE)  
Hodge, La., 1969-70

TOOMER, Robert (FB/TB)  
Sylvester, Ga., 1992-93-94-95

TORRANCE, Jack (Baby Jack) (G-T-C)  
Oak Grove La., 1931-32-33  
All-SEC 1933

TOTH, Zollie (FB)  
Woodville, Miss., 2014-15-16-17

**VON ROSENBERG, Zach (P)**  
**Zachary, La., 2017-18**  
**All-SEC 2018**

VOSS, Harold (T)  
Baton Rouge, La., 1948-49-50

WADDILL, George D.  
Baton Rouge, La., 1894

WAGNER, James, Jr., (PK)  
New Orleans, La., 1981

WALDEN, Henry E. (E)  
Marksville, La., 1913-14

WALE, Corey (FB)  
Kentwood, La., 1998

WALET, P. H. (HB)  
New Iberia, La., 1911

WALKER, Delmar (Del) (TB)  
Baton Rouge, La., 1969-70-71

WALKER, Denard (CB)  
Garland, Texas, 1993-94-95-96

WALKER, Jack (HB)  
Houma, La., 1936

WALKER, R. F. (Foots) (G-T)  
Dodson, La., 1913-16

WALKER, Reggie (LB)  
New Orleans, La., 1989-90-91

WALKUP, David (LB)  
The Woodlands, Texas, 1989-90-91-92

WALL, Benjamin B. (HB)  
Alexandria, La., 1898-99

WALLACE, Abraham (DB)  
Baton Rouge, La., 2016

WALLIS, Lionel J. (SE)  
Houma, La., 1977-78-79-80

WALSH, Ewell (G)  
Tempe, Ariz., 1949-50

WALTON, R. H. (Tough) (T-G)  
Albermarle, La., 1914-15

WARD, Steve (FB)  
Baton Rouge, La., 1960-61-62

WARE, Spencer (RB)  
Cincinnati, Ohio, 2010-11-12

WARMBROD, James (C)  
Belvidere, Tenn., 1936-37

WARNER, Ambrose D. (HB)  
Robert, La., 1922-23-25

WASHINGTON, Brandon (DT)  
Tuscaloosa, Ala., 2002-03-04-05

WASHINGTON, Evan (OL)  
DeSoto, Texas, 2013-14

WASHINGTON, Isaiah (DE)  
New Orleans, La., 2015

WASHINGTON, Jacory (TE)  
Westlake, La., 2017-18

WASHINGTON, Ricardo (TE/LB)  
Bogalusa, La., 1990-91-92-93

WASHINGTON, Tim (DE)  
Sugar Land, Texas, 2005

WATERMEIER, Chris (SNP)  
Metairie, La., 1992-93

WATKINS, Slip (TB/FL)  
Ft. Lauderdale, Fla., 1988-89

WATSON, A. Scott (S)  
Pensacola, Fla., 1979-82

WATSON, John E. (OG)  
Bossier City, La., 1977-78-79-80

WEATHERSBY, Toby (OL)  
Houston, Texas, 2015-16-17

WEATHERSBY, Robert B. (Bob) (OT)  
Athens, Ga., 1980-82

WEAVER, A. V. (Tubbo) (T)  
Natchitoches, La., 1924

WEAVER, Odell (HB)  
Homer, La., 1940-41

WEAVER, Otto L. (E)  
Natchitoches, La., 1924-25

WEBB, Charles (E)  
McComb, Miss., 1943-44  
All-SEC 1943

WEBB, Kendall (DT)  
Metairie, La., 1992

WEBER, S. R. (Chink) (E)  
Baton Rouge, La., 1924

WEBSTER, Corey (WR/CB)  
Vacherie, La., 2001-02-03-04  
All-SEC 2002-03-04;  
All-America 2003-04

WEBSTER, Rene J.  
Jeanerette, La., 1894

WEIL, Edgar E. (FB)  
Alexandria, La., 1905-06

WEIMAR, John  
Baton Rouge, La., 1943

WEINSTEIN, John (DT)  
Opelousas, La., 1970

WELKER, Jimmy (QB)  
Tarzana, Calif., 2007

WELLS, Sean (OT)  
Jenks, Okla., 1993-94-95-96

WELTER, D.J. (LB)  
Crowley, La., 2013-14

WESLEY, Joseph (ILB)  
Brookhaven, Miss., 1995-96-97-98

WEST, Billy (FB)  
Natchitoches, La., 1949-50-51

WEST, Brian (DE)  
West Monroe, La., 2003-04

WEST, Jim (SB)  
Bossier City, La., 1967-68-69

WEST, Kerry L. (OT)  
Pineville, La., 1979-80

WESTBROOK, John T. (E)  
Baton Rouge, La., 1894-95-96-97

WESTLY, Tony (DB)  
Tulsa, Okla., 2017

WHARTON, Scott (NG)  
Baton Rouge, La., 1988-89-90-91

WHITE, Chad (DB)  
Hammond, La., 2001-03

WHITE, Clifton (SS)  
Hahnville, La., 1997

WHITE, Corey (OLB/DE)  
Shreveport, La., 1990-91-92-93

WHITE, Devin (LB)  
Springhill, La., 2016-17-18  
All-SEC 2017-18; All-America 2018

WHITE, James R. (TE)  
Rayville, La., 1981-84

WHITE, Lyman D., Jr. (DE)  
Franklin, La., 1977-78-79-80  
All-SEC 1978-79-80

WHITE, Tre Davious (CB)  
Shreveport, La., 2013-14-15-16  
All-SEC 2016; All-America 2016

WHITFILL, Steve (DE-LB)  
Dallas, Texas, 1973-74

WHITLATCH, Blake (LB)  
Baton Rouge, La., 1975-76-77

WHITLEY, John (Jay) (C)  
Baton Rouge, La., 1976-77-78  
All-SEC 1978

WHITMAN, Ralph (T)  
Jennings, La., 1938-39

WHITTY, Marcus (TE)  
Houston, Texas, 2002

WHITWORTH, Andrew (OT)  
Monroe, La., 2002-03-04-05  
All-SEC, 2004-05

WHYTE, Vernon  
Tyler, Texas, 1943

WIBEL, Garret (OL)  
Metairie, La., 2006

WICKERSHAM, Jeff (QB)  
Merritt Island, Fla., 1983-84-85

WILBANKS, T. E. (HB)  
Shreveport, La., 1917

WILEY, Samuel (Chuck) (DT)  
Baton Rouge, La., 1994-95-96-97  
All-SEC 1995-96-97

WILKERSON, Ben (C)  
Hemphill, Texas, 2001-02-03-04  
All-SEC 2003-04; All-America 2004  
Rimington Award 2004

WILKINS, Ray (HB)  
Homer, La., 1960-61-62

WILLIAMS, Andraez "Greedy" (CB)  
Shreveport, La., 2017-18  
All-SEC 2017-18; All-America 2018

WILLIAMS, Anthony (ILB/TE)  
Monroe, La., 1989-90-91-92

WILLIAMS, Armand (WR)  
Slidell, La., 2013

WILLIAMS, Bobby (ILB/OLB)  
Ruston, La., 1991-92-93-94

WILLIAMS, Chris A. (CB)  
Tioga, La., 1977-78-79-80  
All-SEC 1978-80

WILLIAMS, Darrell (RB)  
New Orleans, La., 2014-15-16-17

WILLIAMS, Darrell (FB/TE)  
Hempstead, Texas, 1988-90-91

WILLIAMS, Germaine (FB)  
Donaldsonville, La., 1990-91-92-93

WILLIAMS, Harvey (TB)  
Hempstead, Texas, 1986-87-89-90  
All-SEC 1990

WILLIAMS, Henry L. (E)  
Baton Rouge, La., 1906

WILLIAMS, John (WR)  
Breau Bridge, La., 2009

WILLIAMS, Keiland (RB)  
Lafayette, La., 2006-07-08-09

WILLIAMS, Kyle (DT)  
Ruston, La., 2003-04-05  
All-SEC 2005; All-America 2005

WILLIAMS, Lawrence (LB)  
Lake Charles, La., 1980-81-82

WILLIAMS, Lee (ILB)  
Monroe, La., 1992

WILLIAMS, Louis (OT)  
Ft. Walton Beach, Fla., 1997-98-99-00

WILLIAMS, Mike (CB)  
Covington, La., 1972-73-74  
All-SEC 1973-74; All-America 1974

WILLIAMS, Roger (WR)  
Bay St. Louis, Miss., 2000

WILLIAMS, T. Demetri (DT)  
Plaquemine, La., 1978-79-80

WILLIAMS, Tabari (RB)  
Hiram, Ga., 2012

WILLIAMS, Theo (DE/OLB)  
Marrero, La., 1996-97-98

WILLIAMS, Torran (DT)  
Miami, Fla., 2002-03

WILLIAMS, Wayne (WR/CB)  
Brazoria, Texas, 1988-89-90-91

WILLIAMS, Willie (TE)  
Houston, Texas, 1987-88-89

WILLIAMS, Wylin (FL)  
New Orleans, La., 1994

WILLIAMSON, Charles (Chuck) (TE)  
Baton Rouge, La., 1971-72

WILLIFORD, Josh (OG)  
Dothan, Ala., 2010-11-12-13

WILLIS, Ryan (DE)  
New Orleans, La., 2004-05-06

WILSON, Barry (C)  
New Orleans, La., 1965-66-67  
All-SEC 1967

WILSON, Karl (DT)  
Baton Rouge, La., 1983-84-85-86  
All-SEC 1985-86

WILSON, N. A. (Fatz) (G)  
Shreveport, La., 1926-27-28

WILSON, Roy (E-G)  
Bossier City, La., 1930-31-32

WILSON, Sheddric (WR)  
Thomasville, Ga., 1992-93-94-95  
All-SEC 1995

WIMBERLY, Abner (E)  
Oak Ridge, La., 1943-46-47-48

WINDOM, Calvin (TB)  
Orlando, Fla., 1988-89-90

WINEY, Brandon (OT)  
Lake Charles, La., 1998-99-00

WING, Brad (P)  
Melbourne, Australia, 2011-12  
All-SEC 2011; All-America 2011

WINKLER, Joe (S)  
New Orleans, La., 1971-72-73  
Academic All-America, 1973

WINSTON, Roy (Moonie) (G)  
Baton Rouge, La., 1959-60-61  
All-SEC 1961; All-America 1961

WINTLE, James V. (Wee Willie) (QB-HB)  
Leesville, La., 1921-22

WITTEN, Jeremy (P)  
Louisville, Ky., 1997-98-99

WOLF, Sidney K. (Izzy) (HB)  
Baton Rouge, La., 1920

WOOD, John (DE)  
Lake Charles, La., 1970-71-72  
All-SEC 1972

WOOD, John (E)  
Lake City, Fla., 1954-55-56

WOODARD, Risdon E. (Red) (T)  
Dubberly, La., 1919-20-22

WOODLEY, David E. (QB)  
Shreveport, La., 1977-78-79  
All-SEC 1978

WOODS, Al (DT)  
Elton, La., 2006-07-08-09

WOODS, Damien (CB)  
Slidell, La., 1998-99

WORKMAN, Marc (SNP)  
Shreveport, La., 1994

WORKMAN, Tori (DT)  
Winston-Salem, N.C., 1992-93

WORLEY, Mitch (LB-P)  
Dallas, Texas, 1966

WORLEY, Wren (G)  
El Dorado, Ark., 1946-47-48  
All-SEC 1946

WRIGHT, Andrew (TE)  
Lake Charles, La., 2006

WRIGHT, James (WR)  
Belle Chasse, La., 2010-11-12-13

WRIGHT, Mike (RT)  
Sulphur, La., 1968-69-70

WROTEN, Claude (DT)  
Bastrop, La., 2004-05  
All-SEC 2005; All-America 2005

WYATT, Bryce (DE)  
Lake Charles, La., 2001-02-03

WYNNE, Bob (OL)  
New Orleans, La., 1999

**Y**

YATES, Bertis (Bert) (FB)  
Haynesville, La., 1932-33-34

YATES, Jesse (E)  
N. Little Rock, Ark., 1949-50-51

YEAGER, Rudy (T)  
Philadelphia, Pa., 1951

YEARBY, Ronnie (OL)  
Columbia, La., 1984

YOKUBAITIS, Mark (LB)  
Houston, Texas, 1972

YORK, Wendell (SNP)  
Baton Rouge, La., 1999-01-02

YOUNG, Charles G. (T-G)  
Homer, La., 1893-94

YOUNG, Jerry (G)  
Lafayette, La., 1962-63

YOUNG, Jimmy (CB)  
San Antonio, Texas, 1987-88-89

YOUNG, John (C)  
Ruston, La., 1999-01-02

YOUNG, Rodney (S/CB)  
Grambling, La., 1991-92-93-94

YOUNGBLOOD, Tommy (DE)  
Shreveport, La., 1967-68

**Z**

ZAUNBRECHER, Godfrey (C)  
Crowley, La., 1967-68-69  
All-SEC 1968-69

ZEHYQUE, Anthony (DL)  
Liberia, 2007

ZENON, Jonathan (DB)  
Breau Bridge, La., 2005-06-07

ZERINGUE, Brian (FB)  
Raceland, La., 1973

ZICK, Francis (T)  
Phillipsburg, N.J., 1941-42

ZIEGLER, Paul (G)  
Crowley, La., 1954-55-56  
All-SEC 1956

ZIMMERMANN, P.J. (SNP)  
New Orleans, La., 2006

ZINGER, Keith (TE)  
Leesville, La., 2003-04-05-07

**Bold - Player on 2019 Roster as of July 31, 2019**

# "DEATH VALLEY IS THE POUND-FOR-POUND KING OF NOISE IN COLLEGE FOOTBALL."

- Bruce Feldman, FoxSports.com



## TIGER STADIUM



### BY THE NUMBERS

#### 424-151-18

All-time Tiger Stadium record (.715)

#### 334-108-13

All-time night record in Tiger Stadium (.748)

#### 114-19

Home record since 2000

#### 87-11

Saturday night home record since 2000

#### 54-2

Record in non-conference home games since 2000

#### 51

Years ranked in the top 10 in national attendance

#### 94th

Year of LSU Football in Tiger Stadium dating back to 1924

#### 14

Undefeated home seasons

#### 116

Times the home crowd has exceeded 90,000 for a game

#### 1,500

Old dorm rooms below the east and west stands

#### 12

Trips by the ESPN "College GameDay" crew

#### 102,321

Stadium capacity and largest attendance set 10 times since 2014

#### 22

School-record home winning streak from Oct. 24, 2009 to Oct. 13, 2012

### THE FACTS

Year Built: 1924

Capacity: 102,321

Largest Crowd: 102,321 (10 times since 2014)

First Game: vs. Tulane, 11/27/1924

First Night Game: vs. Spring Hill, 10/3/1931

### NATIONAL STADIUM CAPACITIES


1.	Michigan	Michigan	107,601
2.	Penn State	Beaver	106,572
3.	Texas A&M	Kyle Field	102,733
4.	Tennessee	Neyland	102,455
5.	<b>LSU</b>	<b>Tiger</b>	<b>102,321</b>
6.	Ohio State	Ohio	102,082
7.	Alabama	Bryant-Denny	101,821
8.	Texas	Texas Memorial	100,119
9.	Georgia	Sanford	92,746
10.	Nebraska	Memorial	89,959

GO ONLINE: [LSUsports.net/360](http://LSUsports.net/360)



# THE PRESERVATION OF TIGER STADIUM

In August 2010, the LSU Athletic Department and the Tiger Athletic Foundation launched a campaign to preserve and restore the look of Tiger Stadium. The highly-successful campaign has enhanced the atmosphere in and around the iconic venue. With the expansion of the South End Zone in 2014, Tiger Stadium's capacity is 102,321. All of the projects were privately funded by TAF.



## WEST & NORTH STADIUM PLAZAS

Prior to the start of the 2012 season, construction was completed on the first part of the west side plaza that included new gates, All-American and Hall of Fame plazas and the National Championship plaza that showcases the past, present and future of LSU football. Construction on the north plaza of Tiger Stadium was completed prior to the 2013 season. This update maintained the great look and feel of Tiger Stadium while preserving the facility in a way that allows it to continue to function for years to come.



## SOUTH END ZONE PROJECT

The south end zone expansion was completed before the 2014 season. The expansion included 66 suites, approximately 3,000 club seats and 1,400 general public seats above the south end zone bowl. The addition also features two HD corner scoreboards that are among the best in the SEC.



## TIGER STADIUM WINDOWS

On Nov. 1, 2012, all 428 windows on the North side of Tiger Stadium were replaced, marking the initial phase in the Preservation of Death Valley. The 300 remaining windows on the east and west sides of Tiger Stadium were also sponsored and replaced after the 2013 season. The new windows restore the original look of the stadium on the outside and provide interior protection from the elements.



## BRIGHT LIGHTS

A state-of-the-art lighting system was installed prior to the 2012 season that turns the upper archways of the north end of the stadium purple and gold and lights the iconic "LSU" on the stadium's north scoreboard. The visually outstanding system perpetuates the legend of the stadium's night games. Following an LSU win, the north end of the stadium lights up in "victory gold."

# "IT'S SATURDAY NIGHT IN DEATH VALLEY AND HERE COME YOUR FIGHTING TIGERS OF LSU!"



Hearing those words from public address announcer Dan Borne' as the Tigers enter the stadium brings chills to even the casual LSU football fan and sends shivers to those on the opposing sideline. On football gamedays, Tiger Stadium becomes the fifth largest city in the state of Louisiana as over 100,000 fans pack the cathedral of college football to watch the Tigers play.

For LSU fans, there's nothing better than spending a night in Tiger Stadium. LSU home football games are events talked about year-round and happenings in Tiger Stadium are passed down from generation to generation.

For opponents, however, it's another story, as Tiger Stadium is an intimidating venue that has been called one of the most dreaded road playing sites in all of college football. Seating over 100,000 fans and nicknamed "Death Valley," poll after poll has proclaimed Tiger Stadium as one of the greatest sites anywhere for a football game -- college or professional.

## No Place Like Home

LSU enters the 2019 season having won 114 of its 133 games in Tiger Stadium over the past 19 seasons. That stretch dates back to the start of the 2000 season and includes wins over 28 Top 25 teams. The Tigers shattered the school record for consecutive home victories with 22 from Oct. 24, 2009, to Oct. 13, 2012.

LSU is 114-19 at home since the 2000 season -- including perfect home records of 7-0 in 2004, 8-0 in 2006, 7-0 in 2010, 6-0 in 2011 and 7-0 in 2013. Only four times since 2000 have the Tigers lost more than one home game.

In 2018, LSU beat No. 2 Georgia in one of three sold-out games that included a Top-5 showdown with top-ranked Alabama. The season also started with the opening of Tiger Stadium's latest premium area, The Chute. The Chute gives fans the opportunity to purchase beer and food while watching the game and highlights on a giant-screen HD video board and numerous HD televisions.

In 2017, LSU recorded a home win over No. 10 Auburn before 101,601 fans. The 2016 Tigers defeated No. 23 Ole Miss in Tiger Stadium and played top-ranked Alabama before a sell-out crowd of 102,321.

The Tigers in 2015 posted victories before three sell-out home crowds in excess of 102,000, including wins over 18th-ranked Auburn and eighth-ranked Florida.

The 2015 home schedule was marked by a pair of unusual occurrences. The season opener versus McNeese State was stopped in the first quarter due to severe lightning and eventually canceled when the lightning persisted throughout the evening. And, LSU in 2015 held an impromptu home game against South Carolina in Tiger Stadium after severe flooding in Columbia, S.C., the week prior to the game forced the contest to be moved to Baton Rouge.

The 2014 season featured the opening of the South End Zone Expansion, increasing Tiger Stadium's seating capacity to 102,321. LSU averaged a school-record 101,723 fans for seven home games, recording sold-out attendance figures of 102,321 for its home games against Mississippi State, Ole Miss and Alabama.

LSU in 2013 was undefeated (7-0) at home for the fourth time in nine seasons. The home schedule was highlighted by wins over No. 17 Florida and No. 9 Texas A&M.

The 2012 season saw the Tigers shatter the school total attendance record, packing


in a combined 741,005 fans for eight games. The Tigers knocked off third-ranked South Carolina, 23-21, with a spectacular fourth quarter on October 13. The win was LSU's 22nd consecutive home triumph, representing a school record.

One of the most anticipated games in Tiger Stadium history occurred on November 3, 2012, against top-ranked Alabama.

After weeks of buildup, a then school-record 93,374 fans and nearly 1,000 credentialed media saw the Tide escape with a 21-17 victory. However, the atmosphere that evening left an indelible image for many. ESPN personality Scott Van Pelt, attending his first LSU home game, said this two days later on his radio show: "There is nothing I would put ahead of that, that I've ever seen in any sport. When you're there, you don't want to miss anything."

Fans and media came from across the globe to attend the event. Alex Ferguson of Sky Sports UK wrote, "This has been one of the greatest experiences of my life, and any self-respecting sports fan has to go to a game in Tiger Stadium."

In 2011, the Tigers capped a perfect 12-0 regular season with a 41-17 victory over No. 3 Arkansas. A crowd of 93,108 -- at



## "DRACULA AND LSU FOOTBALL ARE AT THEIR BEST AFTER THE SUN GOES DOWN."

-Beano Cook, ESPN

the time the third-largest in the stadium's history -- watched LSU erase a 14-0 deficit by outscoring the Razorbacks 41-3 the rest of the way. In six home games during its SEC Championship run, LSU outscored its opponents by a combined 253-57. It was the first time since the 1958-59 seasons that the Tigers posted consecutive undefeated seasons at home.

On November 8, 2008, LSU eclipsed the 93,000-fan mark for the first time in school history when 93,039 spectators welcomed back former coach Nick Saban and top-ranked Alabama. LSU fell to the Crimson Tide, 27-21 in overtime, in what was then the most to ever see a game in Tiger Stadium. That mark was surpassed in 2009 when once again the nation's top-ranked team, the Florida Gators, played under the lights on October 10. A then school-record 93,129 fans watched Florida defeat LSU, 13-3.

The Tigers posted a 6-1 home mark during their 2007 national championship season, including a thrilling 28-24 victory on October 6 over Florida that was played before a crowd of 92,910 and a national primetime audience on CBS. Legendary CBS Sports announcer Verne Lundquist to this day says it is the loudest he has ever heard a stadium during a broadcast.

The 2005 season saw Tiger Stadium play host to its first Monday night game as LSU dropped an overtime thriller to Tennessee after the game was postponed two days due to Hurricane Rita. The LSU-Tennessee contest was the most-watched college football game in the history of ESPN2 as 2.77 million homes tuned in.

Due to the devastation to New Orleans and the Louisiana Superdome by Hurricane Katrina, Tiger Stadium served as the playing site for four New Orleans Saints games in 2005, as well as hosting the Tulane-Southeastern Louisiana contest. In all, 11 games (seven NCAA and four NFL) were played in Tiger Stadium during the 2005 season.

Part of the lore of Tiger Stadium is the tradition of playing games at night, an idea that was introduced in 1931 against Spring Hill (a 35-0 LSU victory). Since that first night game in 1931, LSU has played the majority of its games at night and the Tigers have fared better under the lights than during the day. Since 1960, LSU is 248-66-4 (.786) at night in Tiger Stadium compared to a 33-27-3 (.548) record during the day over that span. Since 2000, LSU is 82-11 in night games in Death Valley.

CBSSports.com's Dennis Dodd wrote in October 2009 of LSU's fabled night history, "It has turned the knees of All-Americans to goo. It has caused coaches to lose their coaching minds. It only happens at a special space at a special time. LSU can be up, LSU can be down, but LSU's best weapon remains ... sunset."

LSU has averaged 79,110 spectators for its 389 contests in Tiger Stadium since the NCAA began compiling official attendance figures in 1957. Since the start of the NCAA's attendance compilations, LSU has finished in the nation's top 10 in average attendance in 54 of the past 61 seasons. The Tigers have drawn 30,773,984 fans since 1957. LSU passed the 30,000,000-mark in all-time attendance in 2016.

Tiger Stadium first opened its gates to fans in the fall of 1924 as LSU hosted Tulane in the season finale. Beginning with that first game in Tiger Stadium, LSU has posted a 418-150-18 (.729) mark in Death Valley. LSU's overall home record since the start of football in 1893 is 501-170-20 (.740).

### Testimonials

Tiger Stadium tradition and lore has seen its share of national publicity as one of the most talked about venues in all of sports.





In 1998, Sport Magazine named Tiger Stadium “the most feared road playing site in America,” and in 1996, ESPN named LSU’s pre-game party the best in all of America. Those surveys supported the previous polls by Gannett News Service in 1995, The Sporting News in 1989 and the College Football Association in 1987, that depict Tiger Stadium as the most difficult place for a visiting team to play.

Sports Illustrated’s Rick Reilly, in a column comparing college football to professional football, penned that “College football is LSU’s Tiger Stadium at night.” ESPN’s Chris Fowler called LSU his favorite gameday experience in the Sports Illustrated’s On Campus issue in 2003.

In 2002, after a 33-10 non-conference win over Miami (Ohio), UM coach Terry Hoepfner said of Tiger Stadium, “That’s as exciting an environment as you can have. I thought the crowd was a factor for us because we had communication problems we haven’t had at Michigan and Ohio State.”

After a victory before a national television audience on ESPN in 2001, ESPN sideline reporter Adrian Karsten said, “Death Valley in Baton Rouge is the loudest stadium I’ve ever been in. There are very few stadiums in America worth a touchdown, but the Bayou Bengals certainly have that advantage in Tiger Stadium.”

In 2007, the acclaim continued when The Bleacher Report ranked “Death Valley” as the third toughest venue in the world to play in. LSU’s run to a national title and record crowds led ESPN.com to proclaim Tiger Stadium as “The Scariest Place to Play in America” for an opposing team in a list of stadium rankings.

Wright Thompson of ESPN.com wrote in 2008, “It was electric. When

Death Valley is rocking, it seems as if it might actually take flight. On Saturday, I went back to Baton Rouge to see Alabama barely beat LSU, and was, once again, reminded that Tiger Stadium is the best place in the world to watch a sporting event.”

The stadium’s sheer noise and tradition has carried into a new decade. In 2010, The Sporting News proclaimed Tiger tailgating and “Saturday Night in Death Valley” as the top gameday tradition in all of college football. That same year, the Associated Press named Tiger Stadium as the top place to tailgate in college football.

Following the 2012 season, Athlon Sports wrote, “Be it the vast and unique tailgating menu or Richter Scale-inducing fans, few places in the nation can send chills down your spine like a game at Tiger Stadium. As one of the loudest and most rabid atmospheres in the nation, LSU boasts one of the most daunting home-field advantages in college football — especially at night.”

#### Great Moments

The 2007 national championship season featured some of Tiger Stadium’s most exciting moments, including a 28-24 win over Florida on Oct. 6. Top-ranked LSU overcame a 10-point fourth-quarter deficit to beat the ninth-ranked Gators in front of 92,910 fans – then the largest crowd in stadium history – and a primetime CBS national television audience. Just two weeks later, Matt Flynn connected with Demetrius Byrd on a 22-yard TD pass with one second remaining to give LSU a 30-24 victory over Auburn in a game televised by ESPN. LSU rallied from deficits of 17-7 at halftime and 24-23 with three minutes left in the contest to capture the electrifying win.





## BAYOU COUNTRY SUPERFEST

Tiger Stadium welcomed back the Bayou Country Superfest in 2019 as the annual music festival returned to its roots in Baton Rouge (2010-16). The stadium transitions into a country music cathedral each May and becomes one of the top tourist destinations in Baton Rouge and the South. BCS has featured the likes of Kenny Chesney, Zac Brown Band, Tim McGraw, Carrie Underwood, Rascal Flatts, Jason Aldean, Florida Georgia Line, Kane Brown, Dan & Shay and Keith Urban.

Though already considered one of the most raucous stadiums in all of college football, the 2003 season saw Tiger Stadium take it to another level during LSU's national title run, as the team, along with the fans, captivated the national media almost on a weekly basis. CBS televised Matt Mauck's last-minute game-winning pass to Sklyer Green against Georgia before a crowd of 92,251, while ESPN was on hand for a dominating 31-7 victory over Auburn. The Tigers closed out the 2003 home slate with a 55-24 win over Arkansas before what was then the second-largest crowd in school history (92,213). The contest was televised to a national audience by CBS and the win propelled LSU to the SEC Championship Game.

In 2001, the Tigers clinched a berth in their first SEC Championship Game with a 27-14 victory over Auburn in the season finale in Tiger Stadium. After the contest, thousands of Tiger fans spilled onto the stadium floor to celebrate the victory. The Auburn game was traditionally played earlier in the season, but the attacks of September 11 postponed the contest until the final week of the regular season.

In 2000, the goal posts came down twice. Immediately after the Tigers upset then-No. 11 ranked Tennessee 38-31 in overtime, the capacity crowd of 91,682 flowed onto the field of Tiger Stadium to celebrate the victory.

Hundreds of students lined the sidelines and the back of the north end zone as the Tigers held the Vols scoreless in overtime for the victory.

The goal posts came down again in the final home game of the 2000 season as the Tigers posted a 30-28 win over Alabama, their first victory over the Crimson Tide in Tiger Stadium since 1969.

The goal posts fell for the first time in 1997 as all of America witnessed one of the most explosive nights in the history of the grand stadium when the Tigers upended No. 1-ranked Florida before a national television audience. A sea of Tiger fans swamped the floor of Tiger Stadium as both goal posts came crashing down -- a scene that was replayed countless times on college football highlight shows.

One of the most famous moments in Death Valley history took place on "The Night The Tigers Moved the Earth," Oct. 8, 1988. When Tiger quarterback Tommy Hodson threw to Eddie Fuller for a winning touchdown against Auburn, the explosion of the crowd was so thunderous that it caused an earth tremor that registered on a seismograph meter in LSU's Geology Department across campus.

Then there was the night the Tigers nearly upset No. 1-ranked Southern California before a sellout crowd on September 28, 1979. The Tigers came up short, but the crowd roared from kickoff to final gun in a game many

ardent LSU followers rank as the loudest in stadium history.

And, of course, there was Halloween night 1959, when Billy Cannon made his famous 89-yard punt return to lead No. 1 LSU past No. 3 Ole Miss. Legend has it that families living near the campus lakes came running out of their homes in fear of the noise erupting around them.

Those are the highlights, some of which have shaped the character of this great stadium. But week in and week out each fall, a new chapter unfolds in the history of Death Valley.

Aside from football, Tiger Stadium served as a concert venue from 2010-16. Death Valley played host to "Bayou Country Superfest," a three-day country music festival that featured the likes of Taylor Swift, Blake Shelton, Kenny Chesney, Tim McGraw, Zac Brown Band, Rascal Flatts, Keith Urban, Carrie Underwood, Jason Aldean and Luke Bryan.

### History

The home of one of football's proudest traditions, Tiger Stadium once served as a dormitory for approximately 1,500 students, and while Broussard Hall, then LSU's athletics dormitory, was being renovated during the fall of 1986, the LSU football players lived in Tiger Stadium.

The original phase of construction was completed in 1924. This first phase included



the east and west stands, which seated about 12,000. Seven years later (1931), the sides were extended upward to accommodate an additional 10,000 fans, raising the capacity to 22,000. In 1936, the stadium seating capacity was increased to 46,000, with the addition of 24,000 seats in the north end, making Tiger Stadium into a horseshoe configuration.

The next phase of construction took place in 1953 when the stadium's south end was closed to turn the horseshoe into a bowl, increasing the seating capacity to 67,720.

The original upper deck atop the west stands was completed in 1978, and it added 8,000 seats to the stadium's capacity. More seating in two club level sections, which flanked the existing press box, brought the total addition to approximately 10,000 seats and raised the stadium's capacity to approximately 78,000.

Refurbishing began on the stadium in the summer of 1985, when the east and west stands were waterproofed, and 25,000 chair back seats were added to replace the older "bench" type seats. Another phase of improvements was completed in 1987 when the north and south stands were waterproofed

and newer bleachers were again installed to replace the older ones.

The playing field was moved 11 feet south in 1986 to provide more room between the back line of the North End Zone and the curvature of the stadium fence, which surrounds the field. It also put the playing area in the exact center of the arena's grassy surface.

Prior to the 1987 season, more seats were installed at the upper portion of the west lower stands in Tiger Stadium. Also, the stadium's seating arrangement was renumbered to make all seats a uniform size. The addition of bleacher seating in 1988 brought the capacity to 80,150, but the elimination of some bleacher seating after the 1994 season dropped the capacity to 80,000.

Now the sixth-largest on-campus stadium in college football, Tiger Stadium continues to provide fans with the ultimate college football experience. Prior to the 2000 season, 11,600 seats were added with the installation of the east upper deck, bringing the capacity to nearly 92,000. In addition to the new east upper deck, 70 skyboxes, called "Tiger Dens," were built, giving Tiger fans luxury accommodations. The addition of the 11,600

seats in 2000 marked the first expansion to Tiger Stadium since 1978, when the original west upper deck was completed.

The distinctive environment of Tiger Stadium became even more pronounced in 2005 as the ambitious West Upper Deck project was virtually completed. Construction on the project -- which began immediately after LSU's home finale against Ole Miss in November of 2004 - carried a \$60 million price tag and rebuilt over 3,200 special amenity seats as well as a state-of-the-art press box to Tiger Stadium. The west side renovation, which included the removal and rebuilding of the upper deck to mirror the east side upper deck, was completely finished during the 2006 season.

In 2009, major technological advances were made when Tiger Stadium added an 80-foot wide high-definition video board to the north end zone of the facility. Called one of the largest video boards in all of college athletics, the HD board measures 27-feet high and 80-feet wide.

In August 2010, the Department of Athletics and the Tiger Athletic Foundation launched a campaign to preserve and restore the look of



Tiger Stadium. The 428 windows on the north side of the stadium were completely refurbished. The 300 remaining windows on the east and west sides of the stadium were completed for the 2013 season.

Prior to the 2012 season, construction was completed on the first part of the west side plaza that included new gates, All-American and Hall of Fame plazas and the national championship plaza that showcases the past, present and future of LSU football. Construction on the north plaza of Tiger Stadium was completed prior to the 2013 season.

The 2012 season saw a new tradition established at Tiger Stadium. Following an LSU victory, the north end of the stadium lights up in "victory gold." The unique look is a part of a state-of-the-art lighting

system that was installed prior to the season that turns the upper archways of the north end of the stadium to purple and gold. Also prior to the 2012 campaign, letters spelling out "Tiger Stadium" were installed on the west side.

In April 2012, a new era of Tiger Stadium was unveiled by Alleva, as plans were announced for the South End Zone Expansion. Construction was completed prior to the 2014 season for 66 suites, approximately 3,000 club seats above the existing south end zone seats, and 1,400 general public seats above the new suite and club seating. The project, privately funded by Tiger Athletic Foundation, brought the capacity of Tiger Stadium to 102,321, making it the sixth-largest stadium in the nation.



# Tiger Stadium Records

## Individual Records

	LSU	OPPONENTS
<b>RUSHING</b>		
Yards	284 by Leonard Fournette (Ole Miss, 2016)	291 by Shaun Alexander (Alabama, 1996)
Attempts	43 by Charles Alexander, 1977	
Touchdowns	4 (four times; last: LaBrandon Toefield, Utah State, 2001)	4 by Shaun Alexander (Alabama, 1996)
Longest rush	88 yards by Adrian Dodson (Tulane, 1940)	
<b>PASSING</b>		
Yards	438 by Tommy Hodson (Tennessee, 1989)	464 by Rex Grossman (Florida, 2001)
Completions	33 by Jeff Wickersham (Mississippi St., 1983)	37 (three times; last: Brandon Doughty, Western Kentucky, 2015)
Attempts	58 by Josh Booty (Auburn, 1999)	72 by Levi Brown (Troy, 2008)
Touchdowns	5 by Zach Mettenberger (UAB, 2013)	5 by Rex Grossman (Florida, 2001)
Longest Pass	94 yards - Anthony Jennings to Travin Dural (Sam Houston St., 2014)	98 yards - Austin Appleby to Tyrie Cleveland (Florida, 2016)
<b>Total Offense</b>		
Plays	61 by Josh Booty (Auburn, 1999)	74 by Levi Brown (Troy, 2008)
Yards	433 by Tommy Hodson (Tennessee, 1989)	463 by Rex Grossman (Florida, 2001)
<b>RECEIVING</b>		
Receptions	14 by Wendell Davis (Ole Miss, 1986)	12 by David Martin (Tennessee, 2000)
Yards	248 by Todd Kinchen (Mississippi St., 1991)	175 by Brandon Middleton (Houston, 2000)
Touchdowns	5 by Carlos Carson (Rice, Sept. 24, 1977)	2 by many
<b>RETURNS</b>		
Punt Returns	7 (twice; last: Eddie Kennison, Kentucky, 1994)	
Punt Return Yards	163 by Trindon Holliday (North Texas, 2008)	
Kickoff Returns	7 by Trindon Holliday (Georgia, 2008)	
Kickoff Return Yards	164 by Trindon Holliday (Georgia, 2008)	
Long Punt Return	100 by Eddie Kennison (Mississippi St., 1994)	
Long Kickoff Return	100 by Eric Martin (Kentucky, 1981)	
Long Missed FG Return	100 by Odell Beckham Jr. (UAB, 2013)	
<b>All-Purpose</b>		
Yards	376 by Kevin Faulk (Houston, 1996)	
<b>SCORING</b>		
Points	30 by Carlos Carson (Rice, 1977)	24 – twice (last: Peyton Hillis, Arkansas, 2007)
<b>DEFENSE</b>		
Tackles	21 by Al Richardson (South Carolina, 1982)	
Sacks	3 (by several; last: Lewis Neal, Florida, 2015)	
Interceptions	3 (twice; last: Craig Burns, Ole Miss, 1970)	
<b>KICKING</b>		
Field Goals	5 by Cole Tracy (Georgia, 2018)	
Longest Field Goal	54 yds. by Wade Richey (Kentucky, 1996)	
PATs Made	10 by Bobby Moreau (Rice, 1977)	
Longest Punt	71 by Matt DeFrank (Notre Dame, 1986)	

## Team Records

	LSU	OPPONENTS
<b>RUSHING</b>		
Rushing Attempts	83 (Wyoming, 1977)	71 (Mississippi State, 1991)
Rushing Yards	503 (Oregon, 1977)	422 (Mississippi State, 1991)
Rushing TDs	8 (Tulane, 1961)	5 (three times; last: Arkansas, 2007)
<b>PASSING</b>		
Passes Attempted	69 (Auburn, 1999)	72 (Troy, 2008)
Passes Completed	31 (Tennessee, 1989)	37 (three times; last: Western Kentucky, 2015)
Completion Pct.	85% (UAB, 2013)	80% (Florida, 1993)
Passing Yards	485 (Western Carolina, 2000)	504 (Florida, 2001)
Passes Had Int.	6 (Tennessee, 1939)	5 (Texas A&M, 1986)
TD Passes	7 (Ohio University, 1989)	6 (Florida, 2001)
<b>OFFENSE</b>		
First Downs	35 (Mississippi State, 1969)	33 (Alabama, 1989)
Total Offensive Att.	99 (Tulane, 1969)	89 - three times (last: Troy, 2008)
Total Offensive Yards	746 (Rice, 1977)	644 (Alabama, 1989)
Fumbles Lost	5 - three times (last: Mississippi St., 1945)	
Total Turnovers	8 (Tulane, 1944)	
<b>SCORING</b>		
Points in a Quarter	35 (Rice, 1977 - 3rd Quarter)	24 (Miami, 1988 - 4th Quarter)
Points in a Half	49 (Louisiana Tech, 2003 - First Half); (Rice, 1977 - Second Half)	
Points in First Half	49 (Louisiana Tech, 2003)	
Points in Second Half	49 (Rice, 1977)	
Most Points	77 (Rice, 1977)	58 (Florida, 1993)
Most Point, Both Teams	98 (Arkansas def. LSU, 50-48 in 3 OTs, 2007)	

## Longest Tiger Stadium Winning Streaks

	WINS	YEARS	BEGAN	SNAPPED
1.	22	2009-12	Oct. 24 def. Auburn, 31-10	Nov. 3 lost to Alabama, 21-17
2.	19	2005-07	Oct. 15 def. Florida, 21-17	Nov. 23 lost to Arkansas, 50-48 (3OT)
3.	17	1935-38	Oct. 5 def. Texas, 18-6	Sept. 24 lost to Ole Miss, 20-7
4.	15	1971-73	Sept. 18 def. Texas A&M, 37-0	Nov. 22 lost to Alabama, 21-7
5.	14	1957-60	Sept. 28 def. Alabama, 28-0	Oct. 1 lost to Baylor, 7-3
6.	11	2012-14	Nov. 10 def. Mississippi St., 37-17	Sept. 20 lost to Mississippi St., 34-29
7.	10	2003-05	Oct. 25 def. Auburn, 31-7	Sept. 26 lost to Tennessee, 30-27 (OT)

### Top 25 Tiger Stadium Crowds

NO.	ATT.	OPPONENT	DATE	RESULT
1.	102,321	Alabama	Nov. 3, 2018	Lost, 0-29
	102,321	Georgia	Oct. 13, 2018	Won, 36-16
	102,321	Louisiana Tech	Sept. 22, 2018	Won, 38-21
	102,321	Alabama	Nov. 5, 2016	Lost, 0-10
	102,321	Florida	Oct. 17, 2015	Won, 35-28
	102,321	Eastern Michigan	Oct. 3, 2015	Won, 44-22
	102,321	Auburn	Sept. 19, 2015	Won, 45-21
	102,321	Alabama	Nov. 8, 2014	Lost, 13-20 (OT)
	102,321	Ole Miss	Oct. 25, 2014	Won, 10-7
	102,321	Mississippi State	Sept. 20, 2014	Lost, 29-34
11.	102,164	Southern Miss	Oct. 15, 2016	Won, 45-10
12.	102,071	Missouri	Oct. 1, 2016	Won, 42-7
13.	102,043	Florida	Nov. 19, 2016	Lost, 10-16
14.	101,987	New Mexico State	Sept. 27, 2014	Won, 63-7
14.	101,803	Texas A&M	Nov. 28, 2015	Won, 19-7
16.	101,720	Ole Miss	Oct. 22, 2016	Won, 38-21
17.	101,699	Arkansas	Nov. 14, 2015	Lost, 14-31
18.	101,601	Auburn	Oct. 14, 2017	Won, 27-23
19.	101,581	Kentucky	Oct. 18, 2014	Won, 41-3
20.	101,561	Western Kentucky	Oct. 24, 2015	Won, 48-20
21.	101,340	Mississippi State	Oct. 20, 2018	W, 19-3
22.	101,194	UL-Monroe	Sept. 13, 2014	Won, 31-0
23.	100,338	Sam Houston State	Sept. 6, 2014	Won, 56-0
24.	100,323	Rice	Nov. 17, 2018	Won, 42-10
25.	100,224	Ole Miss	Sept. 29, 2018	Won, 45-16

### There's Proof in the Polling

#### 2013

Athlon Sports ranks Tiger Stadium as the top venue in college football, proclaiming there is nothing better in the sport than a night game in "Death Valley"

#### 2012

CNN reveals its top tailgating destinations in football and LSU's gameday experience is No. 1

#### 2011

A CBSSports.com poll ranking America's best stadiums votes Tiger Stadium No. 1, encompassing the venue's tradition, architecture, fans and atmosphere

#### 2010

The Sporting News and Associated Press proclaim Tiger tailgating and Saturday

Night in Death Valley as the top gameday traditions in all of college football.

#### 2007

ESPN.com proclaims Tiger Stadium "The Scariest Place To Play in America" for an opposing team in a list of stadium rankings.

#### 2007

The Bleacher Report ranks Tiger Stadium as the third toughest venue in the world to play in. Death Valley was only one of three American venues to make the list, surpassing the likes of Lambeau Field and Yankee Stadium.

#### 1998

Sport Magazine names Tiger Stadium "the most feared road playing site in America."

#### 1996

ESPN proclaims LSU's pregame party to be the best in college football.

#### 1995

Gannett News Service, in a poll of college football head coaches, names Tiger Stadium as the most dreaded road playing site in America.

#### 1989

The Sporting News ranks Tiger Stadium No. 1 among "The 10 best places to attend a college football game."

#### 1987

The College Football Association, in a poll of the nation's Division I-A head coaches, determines that Tiger Stadium is the most difficult place for a visiting team to play.

### LSU Win-Loss Records in Tiger Stadium

1924	0-1-0	1944	1-4-1	1964	4-1-1	1984	5-1-0	<b>2004</b>	<b>7-0-0</b>
1925	4-2-0	1945	4-2-0	1965	6-1-0	1985	4-1-1	2005	5-1-0
1926	3-1-0	1946	6-1-0	1966	3-2-1	1986	5-2-0	<b>2006</b>	<b>8-0-0</b>
1927	2-1-0	1947	4-1-0	1967	5-2-0	1987	5-1-1	2007	6-1-0
<b>1928</b>	<b>4-0-0</b>	1948	3-4-0	1968	5-1-0	1988	5-1-0	2008	5-3-0
1929	5-1-0	1949	7-1-0	<b>1969</b>	<b>6-0-0</b>	1989	2-4-0	2009	6-1-0
<b>1930</b>	<b>5-0-0</b>	1950	3-2-1	1970	6-1-0	1990	5-1-0	<b>2010</b>	<b>7-0-0</b>
1931	3-1-0	1951	4-2-1	1971	5-2-0	1991	2-4-0	<b>2011</b>	<b>6-0-0</b>
1932	3-1-1	1952	0-5-0	<b>1972</b>	<b>7-0-0</b>	1992	2-5-0	<b>2012</b>	<b>7-1-0</b>
1933	5-0-2	1953	3-2-1	1973	6-1-0	1993	3-3-0	<b>2013</b>	<b>7-0-0</b>
1934	3-1-1	1954	3-3-0	1974	5-1-0	1994	2-4-0	2014	5-2-0
1935	4-1-0	1955	2-2-1	1975	3-3-0	1995	5-1-0	2015	6-1-0
<b>1936</b>	<b>6-0-0</b>	1956	1-4-0	1976	6-0-1	1996	6-1-0	2016	5-2-0
<b>1937</b>	<b>7-0-0</b>	1957	4-2-0	1977	5-2-0	1997	4-3-0	2017	5-1-0
1938	5-2-0	<b>1958</b>	<b>5-0-0</b>	1978	5-1-0	1998	3-3-0	2018	6-1-0
1939	2-4-0	<b>1959</b>	<b>6-0-0</b>	1979	4-3-0	1999	3-4-0	<b>Total</b>	<b>424-151-18</b>
1940	5-2-0	1960	4-2-0	1980	5-1-0	2000	6-1-0		
1941	3-3-2	<b>1961</b>	<b>6-0-0</b>	1981	3-4-0	2001	5-2-0		
<b>1942</b>	<b>6-0-0</b>	1962	4-1-1	1982	5-1-1	2002	6-1-0		
1943	4-1-0	1963	5-1-0	1983	2-5-0	2003	6-1-0		

### Tiger Stadium Attendance (1957-2018)

YEAR	G	ATT.	AVG.	NCAA RANK	YEAR	G	ATT.	AVG.	NCAA RANK	YEAR	G	ATT.	AVG.	NCAA RANK
1957	6	297,953	49,659	8	1978	6	446,392	74,399	6	1999	7	551,780	78,826	11
1958	5	296,576	59,315	3	1979	7	507,984	72,569	7	2000	7	614,704	87,815	5
1959	7	408,727	58,390	3	1980	6	444,703	74,617	7	2001	7	633,440	90,491	5
1960	6	318,899	53,150	7	1981	7	513,850	73,407	8	2002	7	632,147	90,307	5
1961	6	381,409	63,568	3	1982	7	537,012	76,716	6	2003	7	636,817	90,974	6
1962	6	397,701	66,284	3	1983	7	535,432	76,490	6	2004	7	638,462	91,209	6
1963	6	396,846	66,141	2	1984	6	467,746	77,958	6	2005	6	549,480	91,580	6
1964	6	380,687	63,448	4	1985	6	454,182	75,697	9	2006	8	737,696	92,212	6
1965	7	457,733	65,390	4	1986	7	546,129	78,018	7	2007	7	648,334	92,619	6
1966	6	386,098	64,350	4	1987	7	541,307	77,330	7	2008	8	739,065	92,283	7
1967	7	454,101	64,872	4	1988	6	464,006	77,334	7	2009	7	647,420	92,489	7
1968	6	396,774	66,129	5	1989	6	425,334	70,889	12	2010	7	649,023	92,718	8
1969	6	388,461	64,744	7	1990	6	429,480	71,580	13	2011	6	557,210	92,868	7
1970	7	436,823	62,403	9	1991	6	412,476	68,746	16	2012	8	741,005	92,626	7
1971	7	463,491	66,213	5	1992	7	470,546	67,221	13	2013	7	639,927	91,418	8
1972	7	470,078	67,154	7	1993	6	361,632	60,272	20	2014	7	712,063	101,723	4
1973	7	474,108	67,730	5	1994	6	390,741	65,124	14	2015	7	654,084	93,441	*4
1974	6	395,587	65,931	6	1995	6	446,148	74,358	11	2016	7	708,618	101,231	5
1975	6	386,171	64,362	9	1996	7	556,631	79,519	8	2017	6	591,034	98,506	6
1976	7	452,921	64,703	7	1997	7	561,629	80,233	9	2018	7	705,733	100,819	5
1977	7	455,433	65,062	9	1998	6	481,739	80,290	10	<b>Total:</b>	<b>409</b>	<b>30,918,089</b>	<b>75,594</b>	

\* For NCAA ranking purposes, LSU's 2015 six-game home average was 102,004 (612,024 total attendance). The NCAA ranking excludes the game vs. South Carolina that was moved to Tiger Stadium when the contest could not be played in Columbia due to severe flooding.



## LSU Board of Supervisors



**Ronald R. Anderson**  
Ethel, La.



**Glenn J. Armentor**  
Lafayette, La.




**Jack A. Blossman Jr.**  
Mandeville, La.



**Richard Brazzel**  
Alexandria, La.  
Student Member



**B. Wayne Brown**  
Bossier City, La.



**R. Blake Chatelain**  
Alexandria, La.



**Robert S. Dampf**  
Baton Rouge, La.



**Valencia Sarpy Jones**  
Natchitoches, La.



**Lee Mallett**  
Iowa, La.



**James W. Moore Jr.**  
Monroe, La.



**J. Stephen Perry**  
New Orleans, La.



**Rémy Voisin Starns**  
Metairie, La.



**Mary L. Werner**  
Lake Charles, La.  
Chair



**James M. Williams**  
Metairie, La.  
Past-Chair



**Jimmie M. Woods Sr.**  
New Orleans, La.



**Robert Yarborough**  
Baton Rouge, La.



# Dr. F. King Alexander

President, LSU



Dr. F. King Alexander is the President of Louisiana State University, which enrolls more than 45,000 students and includes institutions across Louisiana. He began at LSU on June 24, 2013. During his tenure as president, the university has seen consecutive record-breaking graduating classes in terms of both size and diversity and enrollment growth across all campuses.

Prior to this appointment, Dr. Alexander was president of California State University, Long Beach (2005-2013) one of the nation’s largest public universities.

During his more than seven-year tenure at California State University, Long Beach, Dr. Alexander was twice named the California State University Student Association (CSSA) “President of the Year,” which represents all 23 California State Universities and its more than 440,000 students.

Prior to becoming president of California State University, Long Beach, Dr. Alexander was president of Murray State University in Kentucky (2001-05) and was a faculty member at the University of Illinois, Champaign-Urbana, where he was the director of the graduate higher education program.

A Kentucky native who grew up in north Florida, Dr. Alexander received his Ph.D. from the University of Wisconsin-Madison in higher education administration with a focus on finance and educational policy analysis, and a Master of Science degree in comparative educational studies from the University of Oxford in Oxford, England.

As a teacher and administrator, Dr. Alexander has received many

honors, including the University of Wisconsin-Madison School of Education Alumni Achievement Award (2002) and has research university faculty affiliations at the University of Wisconsin-Madison Center for the Study of Postsecondary Education (WISCAPE) and Cornell University Higher Education Research Institute (CHERI).

Dr. Alexander also has been asked to represent public higher education colleges and universities on numerous occasions to the United State Congress on issues of college affordability, student indebtedness, and institutional efficiency and effectiveness in efforts to address many of the growing challenges facing American higher education. He has testified before the Senate Committee on Health, Education, Labor & Pensions (HELP), the U.S. Commission on Civil Rights, and the Advisory Committee on Student Financial Assistance, to name a few. Due to his national recognition and involvement in higher education issues, Dr. Alexander has served on numerous U.S. higher education and statewide organizational leadership boards, and remains very active in policy and planning discussions.

Dr. Alexander and his wife, Shenette, have three children: Kylie, Savannah and Madison.



# Dr. Bill Demastes

Faculty Athletics Representative

Dr. Bill Demastes is the San Diego II Alumni Professor of English at LSU. He is in his eighth year as LSU’s Faculty Athletics Representative. Dr. Demastes earned his Ph.D. in English from the University of Wisconsin-Madison, a masters in English from the University of Georgia, and a bachelors degree in philosophy from

the University of California-Berkeley.

At LSU, he served as Associate Dean of the College of Arts and

Sciences (2001-04) and Director of the Master of Arts in Liberal Arts Program (1996-2004).

He was honored with the LSU Alumni Association Faculty Excellence Award in 2000, and in 2002 he won the LSU Distinguished Faculty Award. He was named in 2009 an LSU Rainmaker, which is given to the top 100 LSU Faculty. In 2010 and 2013 he received the Tiger Athletic Foundation Undergraduate Teaching Award.

He is the author of numerous books on modern drama and theatre, including Theatre of Chaos, Staging Consciousness, and Comedy Matters.



## Scott Woodward

Director of Athletics

Baton Rouge native and LSU alumnus Scott Woodward was named athletics director at his alma mater on April 18, 2019, after serving in the same position for the last four years at Texas A&M University.

Woodward was formally welcomed back home on April 23 in front of friends, family, University and Athletics Department staff in the Holliday Forum at the Manship School's Journalism Building.

"We are happy to welcome a fellow Tiger back home," said LSU President F. King Alexander. "Scott brings a strong track record of winning championships, graduating student-athletes and building an infrastructure for future achievement. His leadership will take us into a new era for Tiger Athletics."

Woodward is a consensus-building leader who is committed to excellence in all facets of athletic department. His vision for success centers on graduating student-athletes, providing an unmatched student-athlete experience, and winning championships with integrity. As part of his obligation to student-athletes, he will develop key relationships across the university community and with the Tiger Athletic Foundation, which raises funds for scholarships, programs and facilities on behalf of the Athletics Department.

"Returning home to the LSU family to lead the department of athletics is incredibly humbling and exciting," Woodward said. "The state university has been a part of my life for more than five decades, and I know – and I embrace – the high expectations of Tiger Nation. We will win championships and we will do it the right way, representing LSU with pride and dignity every step of the way. I want to thank President Alexander for the opportunity of a lifetime and I cannot wait to get started. Geaux Tigers!"

During Woodward's tenure at Texas A&M, every sports program participated in postseason play and the Aggies won nine SEC titles, including men's basketball, baseball, men's tennis (twice), soccer, women's swimming and diving (three times), and men's outdoor track and field.

He also spearheaded the construction of a world-class track & field stadium, as well as a state-of-the-art softball stadium, in addition to renovations of the basketball locker rooms and planned redesign of



the swimming and diving facility, nutrition areas and a weight room.

Texas A&M competed at an elite level under Woodward, ranking 10th nationally among more than 300 schools in the 2017-18 Learfield Directors Cup All-Sport Standings, third-best among SEC schools. Woodward solidified A&M's reputation as a national-championship contender in every sport, with his most visible impact coming in the hiring of championship-quality coaches. Six A&M teams were led by coaches who have won national championships.

At Texas A&M, he worked to increase the number of career placement opportunities for student-athletes through engagement initiatives. He led an initiative to redesign and implement a specific program for career placement to help bridge the gap from being a student-athlete to gaining their first full-time job.

Woodward places a priority on making sure students-athletes earn a degree and develop real life skills that will help them throughout their professional careers. He hired at Texas A&M the athletics department's first full-time mental health professional, adding a second full-time mental health professional one year later.

Woodward, who previously served as LSU's Director of External Affairs from 2000-2004, served as the Vice President of External Affairs at the University of Washington, prior to being named Director of Athletics in 2008. During Woodward's time leading the Husky athletic



## I BELIEVE

WRITTEN MAY 6, 2019

### Dear LSU Family,

Today is my first official day in service to our university, a place that transformed my life many years ago and so many others before and since. Serving as your Director of Athletics is truly humbling. This is home and my alma mater but I chose LSU because I believe.

**I believe in who we are.** We share a passion for LSU that cannot be measured. Like every one of you, I treasure the accomplishments, traditions and great moments of the past, and I anxiously await to see what we accomplish together in the years ahead.

**I believe in LSU.** There is no place in America that embodies a people, a culture and a place like LSU in the great state of Louisiana. There is no institution more important to this state and its people than LSU and we will do our part to elevate this university, while graduating our student-athletes and preparing them for their lives after college.

**I believe we will win championships.** We have some of the best student-athletes in the world right here in Louisiana. We will support them with the best coaches, staff, facilities and academic support in college athletics. And we will win SEC and NCAA championships while building a world-class experience for our student-athletes.

**I believe that we can surpass our own high expectations if we do it together.** Every single one of you is important to our mission. I know what this place means to you, because it means the same to me. It's difficult to put it into words, but we all feel it when we are together, heading in the same direction with the same passion, joy and determination that makes the LSU family so special. Yes, there are current challenges we must meet and there will surely be new ones ahead but nothing we can't overcome together.

Thank you for your warm welcome back to Baton Rouge. It's good to be home.

**Geaux Tigers!**

Scott

programs, UW captured seven national championships and multiple conference titles during his tenure.

As Director of Athletics at Washington from 2008 through 2015, Woodward supervised a department with revenue exceeding \$100 million per year and a staff of more than 200. The Husky football program returned to the postseason in 2010 for the first time since 2001 and made five-straight bowl appearances.

Woodward garnered wide acclaim in 2013 for hiring current head football coach Chris Peterson, who led the UW football team to a College Football Playoff in 2016. The men's basketball program won the 2012 Pac-12 regular season championship, 2011 and 2010 Pac-10 Conference Tournament Championships and reached the NCAA's Sweet Sixteen in 2010.

Washington ranked fourth in the Pac-12 Conference in student-athlete graduation rates and ranked second over a 10-year average. Fundraising set all-time records under Woodward, and he secured multiple high-figure corporate sponsorships. He also led a \$280 million renovation of Husky Stadium, completed in 2013, and facility enhancements for baseball.

In recognition of his accomplishments at Washington, Woodward was nominated by the Sports Business Journal for the prestigious Athletic Director of the Year Award in March of 2014.

As LSU's Director of External Affairs from 2000-2004, Woodward acted as the liaison between the university and government and corporate officials, and he advised then-Chancellor Mark Emmert on policy and government appropriations. As with his tenure in External Affairs at Washington, Woodward helped lead LSU to unprecedented economic growth, paving the way for the University's move from a Tier II to Tier I research institution.

At LSU, Woodward also served as the Chancellor's representative to the athletics department. During his time with the Tigers, the institution's intercollegiate athletic teams won 10 NCAA championships, including one in football in 2003.

Prior to working in higher education, Woodward co-owned a government and public relations firm in Baton Rouge and provided strategic policy direction to Fortune 500 corporations, including clients in the education, insurance and oil industries. He also worked on behalf of the Louisiana Nature Conservancy and the New Orleans Center for Creative Arts, and served on the Board of Directors of the Baton Rouge Food Bank.

Woodward earned a bachelor's degree in political science from LSU in 1985. He is married to Nanette Dicharry and has two adult sons, Michael and Josh Evans.



## Verge Ausberry

**Executive Deputy Director of Athletics**  
**Executive Director of LSU External Relations**

A former LSU football standout, Verge Ausberry was promoted in July 2019 to the position of Executive Deputy Director of Athletics and Executive Director of External Relations for the University. In his Executive Deputy AD role, Ausberry is responsible for formalized planning and processes for the athletic department and daily operations.

In addition, he also serves as the sport administrator for the football and men's basketball programs and departmental liaison for the Tiger Athletic Foundation, multi-media rights holder LSU Sports Properties and the Cox Communications Academic Center for Student-Athletes.

Ausberry serves in a dual role as Executive Director of External Relations for the Louisiana State University System. He assists the Office of the President in external and governmental affairs.

Professionally, the 2019-20 season marks his 18th year of employment in the LSU Athletics Department. Ausberry started as an intern in the compliance office, then became an academic advisor for student-athletes. His final step before moving into administration was as a development officer with the Tiger Athletic Foundation.

Ausberry has overseen significant achievements in the classroom, and on the playing fields. Over the past decade, Ausberry's responsibilities broadened, moving from Associate Athletics Director to Senior Associate Athletics Director in 2006, and to Deputy Athletics Director in 2015. In addition to football and men's basketball, he previously served as the administrator of LSU's prestigious track & field program. Ausberry also oversaw corporate relations, marketing, game management, student-athlete life skills, sports medicine & research, strength & conditioning, equipment and other units during that time period.

Academically, Ausberry earned his bachelor of science in education in 1990. While earning his undergraduate degree, he emerged as a standout on the playing field. As the middle linebacker on the football team, Ausberry was a four-year letterwinner and leading tackler on defense for two years. That success led to two SEC championships and four bowl game appearances for LSU.

Ausberry earned his master of education in 1992 and his specialist in higher education administration in 2004. He is presently a doctoral candidate in higher education administration. Ausberry also remains committed and involved in an array of personal and professional development programs. He is highly recognized inside and outside of collegiate athletics, serving on many boards and committees, both locally and nationally.

In 2018, Ausberry was recognized as the LSU National L Club Distinguished Alumnus of the Year.

Ausberry, a native of New Iberia, Louisiana, has been married to the former Cheri Morial of New Orleans for 17 years. They have two sons, Austin (15) and Jaiden (14).



## Stephanie Rempe

**Executive Deputy Director of Athletics/Chief Operating Officer**

Stephanie Rempe (pronounced *Remp*) was named LSU Executive Deputy Director of Athletics/Chief Operating Officer in July 2019 after serving in the same capacity at Texas A&M for three years. One of the most respected administrators in collegiate athletics, Rempe has oversight of every facet of the daily operations of the department of athletics and sports programs.

A former student-athlete with diverse and impressive administrative experience, Rempe works with the athletics senior leadership team on strategic initiatives, supervisory responsibilities for all sports, capital projects, and internal and external projects.

She provided leadership at Texas A&M in all facets of the department. She was a liaison between athletics and the 12th Man Foundation, system general council, Levy Restaurants and Learfield's multi-media rights relationship, and she was the sport supervisor for the football program. During her time with the Aggies, several facility projects came to completion, including a state-of-the-art track stadium and softball stadium as well as several studies for long term capital planning. Rempe was responsible for the organizational structure of the department as well as numerous initiatives, including enhanced focus on collaboration across all units working with individual sports; increased focus on human resources with the recruitment, hiring, developing and retaining staff; revenue generation through technology and strategic ticketing initiatives; expense reduction efforts; annual sports benchmarking presentations; strategic communications efforts and crisis management policies; and department oversight of an two year, 100+ person game day experience task force.

At Washington from 2008-16, Rempe influenced or led almost every aspect of the department, including direct supervision of several sports teams, management of all capital projects, and administration of numerous department units. Specifically, she served as sport supervisor for men's basketball, women's volleyball, softball, and men's golf – all of which won conference or national championships under her watch – as well as several other sports programs. Her management of capital projects was highlighted by the renovation of Husky Stadium (\$285 million) into one of the top-ranked venues in the country, as well a multimillion-dollar new baseball stadium and Husky track.

Among her additional areas of responsibilities throughout her time at Washington were Facilities, Event Management, Information Technology, Student-Athlete Academic Services, Strength and Conditioning, Equipment Operations, and Sports Medicine, all of which flourished under her management. Washington hosted large-scale NCAA events on an annual basis, such as the 2015 NCAA Men's Basketball First and Second Rounds and the 2013 NCAA Women's Volleyball Final Four. Rempe also led the department's Title IX and diversity initiatives. In 2015, Rempe took on the expansive role of Interim Chief Financial Officer for a nine-month period, managing the Business, Human Resources and Travel Operations offices.

Prior to her time in Seattle, Rempe served as a Senior Associate Athletics Director for more than five years (2003-08) at the University of Oklahoma. Rempe worked as an Associate Athletics Director at UTEP from 1998-2003 after beginning her professional career at her alma mater, the University of Arizona, serving three years as a Senior Program Coordinator (1995-98).

Over that span, Rempe served as a member of the governance structure of the Pac-12 Conference, Big XII Conference and Western Athletics Conference, as well as serving on numerous NCAA and conference committees.

A student-athlete during her collegiate years at Arizona, Rempe was a four-year letter winner for the Wildcats volleyball team. She received a Bachelor's Degree in Business Administration in 1993 and a Master's Degree in Sports Administration from Arizona in 1995.

In 2004, Rempe was inducted into the Santa Barbara Athletic Round Table Hall of Fame and a couple years later into the Santa Barbara High School Hall of Fame. In both 2001 and 2006, she competed in the Boston Marathon, and in 2007, placed second in the Redman Iron Distance Triathlon.

Rempe is married to Greg Remien. They are parents of a daughter, Riley, and a son, Ryan.



## Bo Bahnsen

**Senior Associate AD/Compliance & Planning**

Returning in 2009 to serve LSU Athletics in the compliance office, Bahnsen is once again proving to be a very versatile member of the athletics department.

Before moving back to compliance, Bahnsen served the previous five years, in a valuable role as Associate Athletics Director for Internal Relations, overseeing the ticket office and all customer service operations.

Prior to December 2003, Bahnsen's primary responsibility for the previous 14 years was to serve as LSU's NCAA compliance officer.

Bahnsen served as manager of the LSU basketball team as an undergraduate student. In 1982, he became the administrative assistant for the men's basketball team, where he worked for five years.

In July 1987, he became administrative assistant to LSU Athletics Director

Joe Dean, overseeing the purchasing office and departmental travel operations until his promotion in 1989. Bahnsen was then assigned his primary responsibility as NCAA compliance officer as Assistant Athletics Director, and then was promoted to Associate Athletic Director in 1996.

Bahnsen has been responsible for overseeing the successful implementation of LSU's Tradition Fund Program, a football-seating plan that requires contributions for the right to purchase approximately 45,000 seats in Tiger Stadium. In 2009, he helped organize the highly successful LSU celebration of the 100th anniversary of the men's basketball program.

A native of Wharton, Texas, Bahnsen attended Wharton County Junior College for two years before transferring to LSU in 1979. He earned his Bachelor of Science in physical education.

Bahnsen is married to the former Karen Mayson, a former LSU golfer and former head coach of the LSU women's golf program for 36 years. The couple has two grown children, Darren and Devin.



## Emmett David

**Senior Associate AD/Facilities & Project Development**

Emmett David joined the LSU Athletics Department in 2012 after serving as director of the Office of Planning Design and Construction at LSU since June of 1996.

He assists in facility and project development, both short and long term, for the Athletic Department and TAF that include various projects such as Tiger Stadium south addition, tennis stadium and indoor facility, gymnastics practice facility, beach volleyball facility, football weight training facility, tiger habitat and Alex Box Performance Center. Current active projects include football operations center additions & renovations, Alex Box Legacy Plaza, Tiger Stadium south plaza bowl recognition, and Tiger Park weight training and performance center.

Among his responsibilities for the university was to serve as facility officer for the Doctoral I Research Institution consisting of 11.2 million gross square feet with 250 primary buildings. He also was responsible for the five-year capital outlay project planning of some \$484 million, deferred maintenance reporting and funding; and, ADA and life safety code deficiency projects, budgets and tracking of expenditures of some \$200 million. He was responsible for physical development on campus with projects such as Chopin Annex, Residential College, Business Education Complex, Raphael Semmes Parking Garage and numerous major maintenance, repair and restoration projects.

David also coordinated and implemented master plans for multiple departments such as parking and traffic, athletics, veterinary medicine, student health center, union, university recreation, south campus and residential life. He developed long range planning of future projects and the impact of associated displacement and managed space inventory that provided the bridge for current masterplans and campus redevelopment. David also has served as a staff senator.

David graduated from LSU with a Bachelor of Architecture in 1982 and obtained a Master of Public Administration in 2006. He is a registered licensed architect by the state of Louisiana.

David and his wife Maurine have two children, Chloe and Gabriel.



## Mark Ewing

**Senior Associate AD/Chief Financial Officer**

Mark Ewing, a 35-year employee of Louisiana State University, is in his 19th year with the athletics department. He serves as the department's Chief Financial Officer.

His duties as the CFO include oversight of the departments more than \$134 million budget, management of the athletics business office, and oversight of all travel, human resources, and purchasing. He also supervises the ticket office and serves as the liaison for concession operations. He is responsible for the department's financial forecasting and provides the financial information necessary for funding athletics construction and maintenance projects. He also is the sport administrator for gymnastics, men's and women's tennis, and men's and women's golf.

Ewing came to athletics from LSU's Office of Budget and the campus' budget director where he oversaw the development and management of the university operating budget.

Ewing, a native of Pointe Coupee Parish, graduated from LSU with both his Bachelor of Science in finance in 1978 and his Master of Public Administration in 1995.

Ewing is married to the former Gail Ingram of Morgan City, Louisiana, and they have three daughters, Andrea, Arieen and Molly Sue. The couple also has four granddaughters – Ainsley Grace, Dorothy Claire and Evelyn McLain, Audrey Kay – and two grandsons, Parker Ryan and Lucas Henry.



## Dan Gaston

**Senior Associate AD/Athletic Facility Management**

Dan Gaston is in his first season at LSU as Senior Associate Athletic Director of Athletic Facility Management after working at Villanova in 2018-19 as the Senior Associate AD for Facilities and Game Operations.

Gaston worked from 2015-18 at the University of South Dakota, where he was the Senior Associate Athletic Director for Facilities and Operations. He provided in that role oversight of athletic facilities and event operations for the Coyotes' 17 programs. He also served as liaison for all new development projects including new construction, upgrades, renovations and ongoing maintenance of USD athletic facilities. In addition, Gaston served as sport administrator for women's soccer, men's and women's golf, and swimming and diving.

Prior to South Dakota, Gaston served more than three years as the Assistant Athletic Director of Event and Facility Operations at University of Washington. He served an internship as an assistant event manager at UW in 2004 and was hired full-time in 2006.

Gaston managed an \$8 million budget at Washington, which included a facilities operating budget of \$2 million, a gameday budget for 21 sports of \$3.5 million, and a facility enhancement budget of \$2.5 million. He served as project manager for four capital improvement projects totaling \$37.5 million.

He is a 2003 graduate of the University of Washington, where he earned a bachelor's degree in Social Sciences. Gaston was also a student-athlete at Washington, where he was a member of the swimming team, earning two varsity letters. He went on to obtain a Master's Degree in Sports Administration and Leadership from Seattle University in 2009.

Gaston and his wife Machiko have two children, Ryou and Raeden.



## Shelly Mullenix

**Senior Associate AD/Student-Athlete Health and Wellness**

Shelly Mullenix joined the LSU Athletic Training Staff in 1997 after working as a graduate athletic trainer and assistant athletic trainer from 1992-96

Now a senior associate athletic director at LSU, Mullenix will play a key role in ensuring that the physical and mental health needs of student-athletes are met. Mullenix also serves the LSU Department of Kinesiology as a Preceptor and Clinical Supervisor for the Athletic Training Education Program.

In 2009, Mullenix added the title and duties of Director of Wellness to other roles, serving as the athletic training liaison to the Athletic Department Assistance Program (ADAP), which helps maintain the physical and psychological well-being of student-athletes. Mullenix is also the sports medicine liaison to the Cox Communications Academic Center for Student-Athletes and the athletic department's sports psychology & counseling division, assisting in the identification and treatment of athletes' academic and behavioral issues.

Mullenix has worked collaboratively with the athletic department's sports registered dietitians by providing nutritional guidance in both team presentations and individualized counseling. Administratively, she assists with the recruitment of athletic training students, serves as co-coordinator of graduate athletic trainer development, and provides leadership and guidance in the development of athletic training administrative policies.

With an increasing focus on sports science, Mullenix works collaboratively with nationally recognized



researchers using a scientific approach to help minimize injury with the utilization of advanced research tools. These research efforts are directed towards the evaluation of biomechanics and human performance as it relates to optimal hydration status, concussion evaluation and management, as well as the enhancement of overall sports performance in the student-athlete.

Active also in the private sector, Mullenix created Integrated Sports Management (ISM), LLC, in 2006, a consulting company that provides a unique system of program administration, integrating four critical components of successful collegiate athletics: drug testing, mental health services, peer leadership and proper nutrition. Through ISM, Mullenix has consulted with several non-competing Division I collegiate programs and worked three seasons as a contracted consultant for the Miami Dolphins, providing support services in the area of nutritional and psychological consultation.

Mullenix is currently enrolled in the LSU School of Social work in pursuit of a second master's degree (MSW) with aspirations to add clinical counseling as a component of her practice. She is married to Matthew Mullenix and the couple has twin daughters, Maggie and Briana.



## Robert Munson

### Senior Associate AD/External Communications

Robert Munson is a Baton Rouge native and a veteran communications strategist who joined LSU Athletics in September of 2017.

His duties include leading the athletic department's communications, marketing and brand engagement teams including overall brand strategy, strategic communications, sports information, marketing, promotions and fan-experience, creative and digital services and overseeing in-venue and live media productions on television, video and radio.

Munson brings a large variety of experience to LSU with nearly 20 years in strategic communications, marketing, advertising, and creative content. His work has spanned multiple industries including sports, politics, government and business.

In addition to his own strategy firm in Baton Rouge, Munson previously served as Executive Director of Sports Operations for SSG Sports, a division of Sanderson Strategies Group in Washington DC for which he also served as a Senior Advisor. SSG Sports represents Major League Baseball, multiple individual MLB teams, professional athletes, sports executives, leagues and collegiate athletic programs.

Robert and his wife Sarah have one child, Jackson.



## Miriam Segar

### Senior Associate AD/Senior Woman Administrator

Former LSU women's basketball player Miriam (Farr) Segar has been a part of the athletics administration staff since June of 1995 and is now a Senior Associate Athletic Director and the department's Senior Woman Administrator. Prior to her elevation, Segar served as Associate AD for Student Services since April 2007 and Assistant Athletics Director since 2004.

As LSU's Senior Woman Administrator, Segar's responsibilities include oversight of the women's basketball, softball, volleyball, beach volleyball, soccer, swimming & diving and spirit squads.

Segar began her administrative career at LSU as the compliance coordinator where she served for three years. Following that, in 1998, Segar was named the director of the CHAMPS/Life Skills Program where she worked until 2001 when she became the director of student services. While working

with CHAMPS/Life Skills, Segar guided the program to the Division I Athletic Directors Program of Excellence Award in 2001.

Prior to returning to her alma mater, Segar spent one year at the SEC office as the championships assistant and the officiating assistant, assisting in the management of all SEC championships and tournaments and the coordination of women's basketball officials.

Segar, the 2006 athletics department female alumnus of the year, was a three-year captain for the Lady Tigers basketball team and received four letters from 1990 to 1994. She earned the 1994 NCAA Postgraduate Scholarship and was a member of the 1994 NCAA All-Academic team.

Segar and her husband Jamie have four children -- Grant, Reid, Maggie and Hayes.



## Michael Bonnette

### Associate AD/Communications

Michael Bonnette enters his 20th year as LSU's Communications Director and 13th as Associate Athletics Director. Bonnette was originally elevated to Sports Information Director in August of 2000 and the promoted to Assistant Athletic Director in July of 2004.

As lead communications director for the department, Bonnette serves as the chief contact for LSU's nationally-ranked football team as well as overseeing all publicity and creative activities for the 21 sports sponsored by the athletics department.

Bonnette, who served as an associate sports information director for seven years, is in his 26th year overall with LSU Athletics.

His 2012 LSU Football media guide as named "Best in the Nation" by CoSIDA, one of several awards he has received from the organization and in

the Louisiana Sports Writers Association annual writing contests. His 2014 football media guide was ranked second in the nation.

The Lake Charles, La., native has been around the sports media profession his entire life as he is the son of retired McNeese State Sports Information Director Louis Bonnette, a member of the CoSIDA Hall of Fame. The field at Cowboy Stadium in Lake Charles is named "Louis Bonnette Field". His brother, Matthew, continued the family tradition at McNeese by being named Sports Information Director in July 2012, following his Dad, who held that position for 46 years.

Bonnette, who is a 1993 graduate of LSU, is currently serving as president of SIDs for the Southeastern Conference. He is married to the former Robin Arnaud of Opelousas, La., and the couple has three sons: Peyton, Grant and Max.



## Brian Broussard

### Associate AD/Ticket Sales and Operations

A 22-year veteran of the Athletics Department, including 18 years as ticket manager, Brian Broussard was promoted to Assistant Athletics Director for Ticket Operations in July 2007 and to Associate AD in 2012. He currently serves as President of the National Association of Athletics Ticket Sales and Operations.

Broussard is responsible for revenue in excess of \$50 million, which includes the management of ticket and parking sales and renewals for all sports, digital marketing and analytics, as well as Tradition Fund donations for football, men's basketball, baseball and softball.

Broussard began at LSU in August 1996 as an assistant ticket manager responsible for men's basketball sales and the day-to-day operations of ticket office. In March 2000, he was promoted to ticket manager, becoming responsible for the ticketing in all sports.

Prior to joining the LSU staff, Broussard was the ticket manager at Northwestern State in 1996. He worked as a promotions assistant at the University of Miami in 1995 and was the gameday club manager for the New Orleans Saints in 1994.

The Gretna, La., native earned his bachelor's degree in political science from LSU in 1993. He is married to the former Aimee Hodges of Alexandria.



## Neal Lamonica

### Associate AD/Business and Finance

Neal Lamonica, a member of the LSU Athletic Department staff since January 2000, was promoted to Associate Athletics Director for Business and Finance in September 2017.

His primary duties include monitoring the athletic department's more than \$134 million budget, and assisting coaches and administrators in formulating budgets for future years.

Lamonica is responsible for the preparation of the department's annual EADA and NCAA financial reports. He also serves as the liaison to the athletic department's retail sales operations and Tiger Booster Clubs. He also serves as the sport administrator for LSU prestigious track & field teams.

Lamonica began his professional career at LSU in 2000 in the athletics department compliance office before moving to the business office in June 2003. He served as coordinator of athletics business until December 2005, when he was named business manager. Lamonica was promoted to Director of Fiscal Operations in November 2009 and Assistant AD for fiscal operations in August 2013.

Lamonica received a bachelor's degree in mass communications from LSU in 1998, and he earned his Masters of Business Administration from LSU in 2003.

Lamonica and his wife, Blythe, are the parents of three sons -- Davis, Sam Henry and Luke.



## Brandy Douglass

### Chief of Staff

Brandy Douglass joined the LSU Athletic Department in June 2019 and serves as the Chief of Staff, a position she held with Texas A&M Athletics for over five years.

Her primary job duties include assisting the Athletics Director with the day-to-day demands on his time, including maintaining his calendar, scheduling travel, coordinating meetings and handling the many other obligations that come through the AD's office.

Douglass came to LSU after spending over a decade at Texas A&M. She spent just over five years in the Texas A&M Athletic Department after serving for more than five years with Texas A&M AgriLife, where she worked as Assistant to the Associate Vice Chancellors and as Coordinator for the College of Agriculture Development Council.

A native of Anderson, Texas, Douglass graduated from Texas A&M with a degree in recreation, park and tourism sciences. An avid sports fan who loves the Dallas Cowboys, she is married to Noble Douglass. The couple have a son and daughter-in-law, Adam and Sara King; two daughters, Lindsey and Lauren Douglass; and two granddaughters, Addilyn and Makenna King.



**Dave Haskin**  
Assistant AD/Marketing



**Matt Jakoubek**  
Assistant AD/Compliance



**Matthew LaBorde**  
Assistant AD/Business and Finance



**Sharon Lewis**  
Assistant AD/Football Recruiting & Alumni Relations



**Tommy Moffitt**  
Assistant AD/  
Strength & Conditioning



**Sam Nader**  
Assistant AD/  
Football Operations



**Wendy Nail**  
Assistant AD/Human Resources



**Blair Napolitano**  
Assistant AD/Compliance



**Jason Suitt**  
Assistant AD/Fan Engagement



**David Taylor**  
Assistant AD/Game  
and Event Management



**Kevin Wagner**  
Assistant AD/  
Television Operations



# ACADEMIC SUCCESS



## UNIVERSITY MEDALIST

Football's John David Moore, a First-Team Academic All-American, received the University Medal as one of LSU's 2018 graduates with the highest grade-point average. The Ruston, Louisiana, native earned a 4.0 GPA in architecture. Moore became the first LSU football player to earn the University Medal since Rudy Niswanger in 2005.



## COX COMMUNICATIONS ACADEMIC CENTER FOR STUDENT-ATHLETES



**Kenneth O. Miles**  
Assistant Vice Chancellor/  
Executive Director



**Walt Holliday**  
Director of  
Academic Affairs



**Jason Shaw**  
Associate Director of  
Academic Affairs



**Calvin Marshall**  
Academic Advisor

## MODELS OF EXCELLENCE

LSU, in particular the efforts of the Cox Communications Academic Center for Student-Athletes, is one of eight colleges and universities nationwide that was honored by University Business magazine in its Spring 2016 Models of Excellence recognition program. The Models of Excellence program recognizes innovative approaches to encouraging and nurturing student success on campus. "For student-athletes, pressure bears down from all angles - from classroom expectations to media scrutiny," says University Business senior editor Tim Goral. "LSU realizes the unique challenges this population faces, and offers a holistic solution that helps this group succeed outside of game day."



## VALUES

### Accountability

Exhibiting and promoting responsibility, independence, and self-advocacy.

### Commitment

Striving for excellence in the achievement of our organizational goals.

### Success

Achieving holistic success in all that is desired, planned, attempted and attained.

### Integrity

Upholding and uncompromising moral and ethical code by adhering to rules, regulation and values.

### Diversity

Cultivating and sustaining an inclusive environment that foster mutual respect for individual differences.

### Teamwork

Fostering a cooperative and supportive efforts achieve mutually defined goals

### Service

Contributing to the betterment to society by acknowledging and pursuing the needs of the institution, community and those we serve.

### Education

Fostering a thirst for knowledge and promoting the discipline to pursue life-long learning.

## "ENTER TO LEARN, LEAVE TO SERVE"



## STUDY AREA

Included in the 54,000 square feet of the Academic Center are individual study areas as well as 12 private computer rooms for student-athletes to work one-on-one with tutors or by themselves.



## BO CAMPBELL AUDITORIUM

The 1,000-seat auditorium is used throughout the year as a classroom and lecture hall. Each seat in the auditorium has space for a laptop and a modem hookup, providing each student unlimited learning opportunities. The auditorium also contains a movie theatre size screen to aid professors with lectures and classroom activities.



## THE LIBRARY

The library provides a perfect setting for individual study, or with a tutor as a group.

## ACADEMIC CENTER

A \$15 million renovation to the Gym Armory in 2002 put the Cox Communications Academic Center For Student-Athletes at the forefront of today's academic centers. The facility features over 54,000 square feet of working space, 136 computer workstations, study rooms and a 1,000-seat auditorium.

## VISION

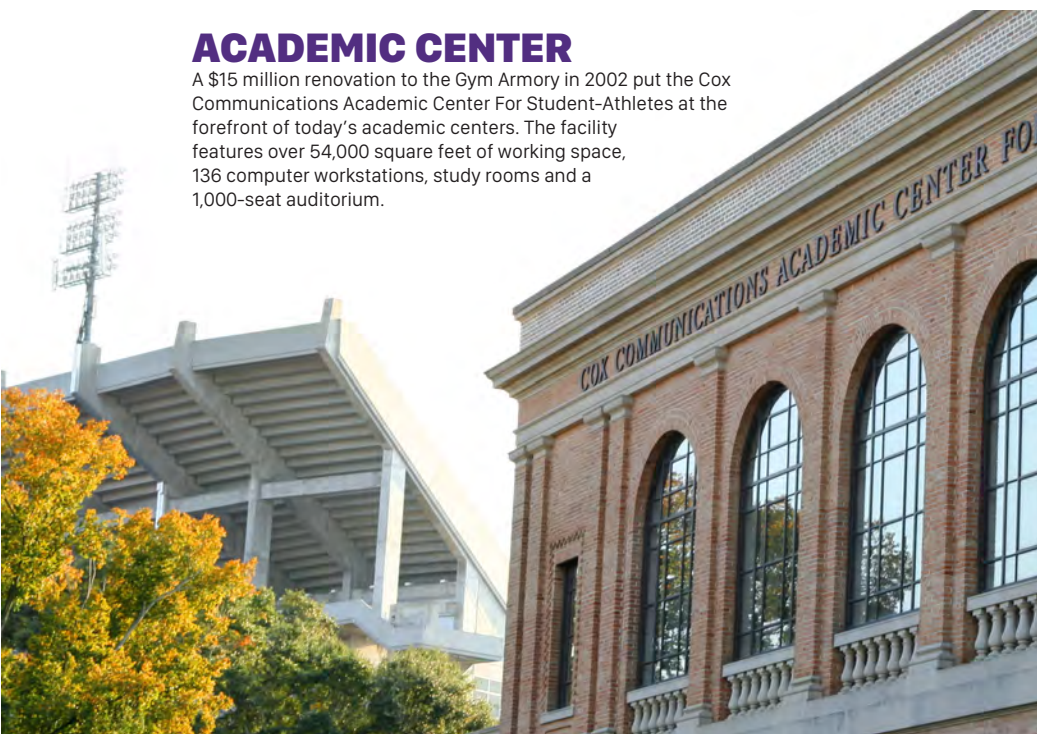
To be the premier provider of transformative student-athlete support services.

## MISSION

To challenge our student-athletes to achieve their highest level of intellectual and personal development.

## GOALS

- Graduate our Student-Athletes
- Prepare Student-Athletes for Life after LSU
- Promote and Preserve Academic Integrity Through Education and Example
- Nurture the Personal Well-Being and Professional Aspirations of Our Team



## The Nation's Elite Teams



## Top 20 Director's Cup Finishes

LSU has garnered a top-20 finish in the Learfield Sports Director's Cup standings in 12 of the last 14 years.



2005-06	20th
2006-07	17th
2007-08	8th
2008-09	9th
2009-10	19th
2010-11	19th
2011-12	13th
2012-13	19th
2013-14	24th
2014-15	15th
2015-16	19th
2016-17	18th
2017-18	27th
2018-19	11th

- In 2018-19, LSU had nine of its 21 teams finish in the Top 10 in the nation, while 16 of the 21 finished in the Top 40. All 16 teams contributed points to the Tigers best Director's Cup finish in 10 years.
- LSU finished second in the standings among SEC member schools.

### No. 2 Gymnastics

In her SEC record 42nd season as head coach, D-D Breaux led LSU to one of its best seasons in program history. The Tigers finished as national runners-up, tying a school-record score of 197.825. The team took home its third consecutive SEC Championship in front of a record crowd at the Smoothie King Center in New Orleans. LSU finished 28-5, marking the seventh straight season that the squad has earned 25 or more wins. In addition to the team success, Sarah Finnegan (bars) and Kennedy Edney (vault) were crowned NCAA Individual Champions in their respective events.

### No. 3 Beach Volleyball

The Beach Volleyball team claimed a third-place finish at the NCAA Championships in Gulf Shores, Alabama, making the national semifinals for the first time in program history and posted a record of 31-8. In the first season at their brand new on-campus facility, the Tigers dominated at home with a 13-0 mark. The squad closed the regular season

by winning 12 out of their final 13 en route to the second consecutive CCSA Championship Match appearance.

### No. 3 Women's Outdoor Track & Field

LSU earned third place at the NCAA Championships behind the speed of its sprinters, led by The Bowerman finalist Sha'Carri Richardson. Richardson won the 100 meter title, claimed silver in the 200 meter and the 4x100 relay with Tonea Marshall, Kortnei Johnson and Rachel Misher. It was LSU's best finish since 2011 and Richardson earned High Scorer of the Meet honors.

### No. 3 Men's Indoor Track & Field

LSU brought third place honors home to Baton Rouge, anchored by national titles from Rayvon Gray in the long jump and Mondo Duplantis in the pole vault. It was the team's best finish since 2006.

### No. 7 Football

10-3...New Year's Six bowl game...Playstation Fiesta Bowl Champions...Devin White becomes LSU's first Butkus Award winner and a first

round draft pick by the Tampa Bay Buccaneers...Grant Delpit named Unanimous All-American.

### No. 7 Men's Outdoor Track & Field

7th place at NCAA Championships...Ju'Vaughn Harrison wins long jump and high jump national titles...Harrison and pole vaulter Mondo Duplantis (finalist) named The Bowerman semifinalists.

### No. 9 Men's Basketball

28-7...NCAA Sweet 16...SEC regular season champions...Tremont Waters drafted by the Boston Celtics and a Bob Cousey Award finalist.

### No. 9 Softball

43-19...NCAA Super Regionals...Fifth 40-win season under head coach Beth Torina...Shelbi Sunseri and Amanda Sanchez earned All-America honors.

### No. 9 Baseball

40-26...NCAA Super Regionals...Zach Watson earns ABCA Gold Glove Award...Antoine Duplantis becomes LSU career hits leader.

### No. 15 Women's Indoor Track & Field

15th place at NCAA Championships...Kortnei Johnson became a 10-time first team All-American with her Top-8 finishes in the 60 meter and 200 meter dashes.

### No. 17 Women's Tennis

17-12...NCAA Second Round

### No. 17 Women's Soccer

13-7-4...NCAA Second Round...SEC Tournament Champions

### No. 22 Men's Golf

Advanced to NCAA Championships

### No. 26 Men's Swimming & Diving

Juan Celaya-Hernandez takes bronze on platform at NCAA Championships

### No. 30 Women's Swimming & Diving

Lizzie Cui earns All-America honors at NCAA Championships.


### No. 38 Women's Golf

NCAA Regionals



### Claire Coppola and Kristen Nuss Beach Volleyball



In their third consecutive season as the number one pair for the Tigers, Coppola and Nuss led the team to new heights in 2019. The duo closed the season with an outstanding record of 33-4, earning them All-America honors. Their 33 wins are a record for individual wins in a season. They finished with a remarkable 91 career victories, an LSU record. They took home the CCSA Pair of the year in 2019, making them the first to win the award twice.



### Sarah Finnegan Gymnastics

In her final season for the Fighting Tigers, Sarah Finnegan saved her best for last. Finnegan was earned the 2019 AAI Award, given to the top senior gymnast in the NCAA, and was once again named the Women's Collegiate Gymnastics Association Central Region Gymnast of the Year. She broke the LSU record for all-around wins in a season with 14 and event wins in a season with 49, including perfect 10 scores on the bars, beam and floor. Finnegan was crowned NCAA Champion on bars with a 9.95 in the event.

## Elite Student-Athletes



### Mondo Duplantis, Ju'Vaughn Harrison & Sha'Carri Richardson Track & Field

- **Mondo Duplantis** set multiple LSU and NCAA records in his only season competing in pole vault for the Tigers. He was named the USTFCCA Men's Field Athlete of the Year, as well as the SEC Men's Field Athlete and Freshman Field Athlete of the Year. Duplantis is a finalist for The Bowerman.
- **Ju'Vaughn Harrison** became the first man in NCAA Outdoor Championships history to win both the long jump and high jump national titles in the same meet. Harrison was a semifinalist for The Bowerman.
- **Sha'Carri Richardson** led the LSU women to a third-place finish at the NCAA Outdoor Championships with her national title in the 100 meter dash, silver in the 200 meter dash and silver as the anchor of the women's 4x100 meter relay team. Her times in the 100 and 200 made world history in the U20 age group. Richardson is a finalist for The Bowerman.



### Antoine Duplantis Baseball

The new hit king of LSU baseball, Antoine Duplantis made history this season as he surpassed former Tiger baseball great, Eddy Furniss's career hit total, with 359 career hits. Duplantis finished the season with a .324 batting average, nine doubles, three triples, a career high 12 home runs, and 63 runs scored. He also excelled in the field by amassing 142 putouts to achieve a fielding percentage of .986 while starting all 66 games for the purple and gold in right field leading the Tigers back to the Super Regionals. He earned 2019 All-South Region Second Team honors by the American Baseball Coaches Association. The senior coincidentally broke the hits record and record for career games played with 267 in the Tigers 6-4 win over Southern Mississippi to clinch the Baton Rouge Regional.



### Juan Celaya-Hernandez Swimming and Diving

Juan Celaya-Hernandez has cemented himself as one of the best divers in school history. He was named SEC male diver of the week for his performances against Navy and UConn in the springboard events with scores of 405.70 and 471.35. He took home the gold medal at the 2019 SEC Swimming and Diving Championships with a score of 440.30 on the one-meter springboard. He also won a bronze medal for his performance on the platform with a score of 409.35. Hernandez went on to win the one-meter consolation final with a score of 803.10 at the 2019 NCAA Swimming and Diving Championships. He would later finish in third place on the platform diving to a score of 435.80. Hernandez was named an NCAA All American this year and holds the school records for the 1-meter, 3-meter, and platform.

### Tremont Waters Men's Basketball

Tremont Waters finished his career with the Tigers by leading them to an NCAA Sweet 16 appearance and an SEC regular season championship. In his sophomore season, Tremont Waters averaged 15.3 points per game and an SEC high 5.82 assists per game and 2.91 steals per game. He broke the school record for most steals in a season with 96. Waters averaged 17.7 points, 6.2 assists, and 2.9 steals per game in conference play. Waters was named to the All-SEC First Team as well All-SEC First Team Defense. He was also a finalist for the Bob Cousy Award. On January 30, 2019, Tremont scored 36 points against Texas A&M which is the second highest scoring game of his career. Tremont finished his career with 390 assists which is the seventh most in school history and 163 steals which is the 11th most in history.

### 47 National Team Championships

Baseball (6)	1991, 1993, 1996, 1997, 2000, 2009
Men's Basketball (1)	1935
Boxing (1)	1949
Football (3)	1958, 2003, 2007
Men's Golf (5)	1940, 1942, 1947, 1955, 2015
Men's Indoor Track (2)	2001, 2004
Women's Indoor Track (11)	1987, 1989, 1991, 1993, 1994, 1995, 1996, 1997, 2002, 2003, 2004
Men's Outdoor Track (4)	1933, 1989, 1990, 2002
Women's Outdoor Track (14)	1987, 1988, 1989, 1990, 1991, 1992, 1993, 1994, 1995, 1996, 1997, 2000, 2003, 2008

### 138 SEC Team Championships

Baseball (17)	1939, 1943, 1946, 1961, 1975, 1986, 1990, 1991, 1992, 1993, 1996, 1997, 2003, 2009, 2012, 2015, 2017
Men's Basketball (11)	1935, 1953, 1954, 1979, 1981, 1985, 1991, 2000, 2006, 2009, 2019
Women's Basketball (3)	2005, 2006, 2008
Boxing (4) *	1935, 1938, 1939, 1940
Football (11)	1935, 1936, 1958, 1961, 1970, 1986, 1988, 2001, 2003, 2007, 2011
Men's Golf (16)	1937, 1938, 1939, 1940, 1942, 1946, 1947, 1948, 1953, 1954, 1960, 1966, 1967, 1986, 1987, 2015
Women's Golf (1)	1992
Gymnastics (4)	1981, 2017, 2018, 2019
Softball (5)	1999, 2000, 2001, 2002, 2004
Men's Swimming & Diving (1)	1988
Men's Tennis (4)	1976, 1985, 1998, 1999
Men's Indoor Track (4)	1957, 1963, 1989, 1990
Women's Indoor Track (12)	1985, 1987, 1988, 1989, 1991, 1993, 1995, 1996, 1998, 1999, 2008, 2011
Men's Outdoor Track (23)	1933, 1934, 1935, 1936, 1938, 1939, 1940, 1941, 1942, 1943, 1946, 1947, 1948, 1951, 1957, 1958, 1959, 1960, 1963, 1988, 1989, 1990, 2019
Women's Outdoor Track (13)	1985, 1987, 1988, 1989, 1990, 1991, 1993, 1996, 2007, 2008, 2010, 2011, 2012
Volleyball (5)	1986, 1989, 1990, 1991, 2009
Wrestling (4) *	1970, 1971, 1978, 1979

\* discontinued sports



### ON THE PROWL

Mike the Tiger was ranked by ESPN as the best mascot in the SEC. Mike's habitat is one of the most visited attractions in the state of Louisiana, located in the shadows of the north endzone of Tiger Stadium.



# MIKE THE TIGER

## HISTORY OF MIKE

Few mascots in the country are as admired as Mike the Tiger. LSU's Bengal mascot serves as the graphic image of all LSU athletic teams. The school has had seven mascots, with the most recent, Mike VII, taking over the reign in August 2017.

The Bengal/Siberian mix, formerly known as "Harvey" was donated to LSU by Wild at Heart Wildlife Center of Okeechobee, Fla. On the first day of the fall semester at LSU, Mike VII officially began his reign on Monday, Aug. 21, 2017. The 11-month-old, Siberian-Bengal, male tiger acclimated well to his new surrounds and was deemed ready to become Mike VII.

For more than 50 years, Mike rode through Tiger Stadium in a travel trailer topped by the LSU cheerleaders before home games. Before the field parade, Mike's trailer was parked next to the opponent's locker room in the southeast corner of the stadium. Opposing players were forced to pass Mike's trailer to reach their locker room.

In the mid-1980s, pranksters cut the locks on Mike



**Trainer and namesake Mike Chambers with Mike I housed in City Park Zoo.**

IV's cage and freed him in the early-morning hours just days before the annual LSU-Tulane clash. Mike roamed free, playfully knocking down several small pine trees in the area, before being trapped in the Bernie Moore Track Stadium where police used tranquilizer guns to capture and return the Bengal Tiger to his home.

The incident was reminiscent of a kidnapping of Mike I many years ago by Tulane students before a Tiger-Green Wave battle.



## SNEAUX DAYS

On Dec. 11, 2008 and Dec. 11 2017, winter storms blanketed Baton Rouge that hadn't been seen in decades. The early white Christmas gave Mike VI (2008) and Mike VII (2017), LSU's live Bengal/Siberian tigers, a chance to relax and play in nearly two inches of accumulation.



#### MIKE'S HABITAT

In 2005, a new environment (above) was created for Mike that is 15,000 square feet. The backdrop of Mike's Habitat features an Italianate tower - a campanile - that creates a visual bridge to the architectural vernacular that is the underpinning of the entire LSU campus. This spectacular habitat allows for state-of-the-art technologies, research, conservation and husbandry programs, as well as educational, interpretive and recreational activities. It is, in essence, one of the largest and finest Tiger habitats in the United States. In preparation for the arrival of Mike VII in the summer of 2017, several enhancements were made to the habitat. The enhancements include a comfort rock, rockwork tree, improved water features, and resurfacing of the pool. The comfort rock is a naturalistic element within the habitat that provides a heated or cooled surface for ultimate relaxation in Mike's Habitat. The rockwork tree imitates a tiger's natural habitat and serves to soften the impact of the steel column supporting the overhead mesh canopy. The pool and stream system will help keep Mike cool in the summer months and foster health activity.



1936-1956

#### MIKE I

The original Mike was purchased from the Little Rock Zoo in 1936 for \$750, with money contributed by the student body. Originally known as "Sheik" at the time of his purchase, his name was changed to Mike to honor Mike Chambers who served as LSU's athletic trainer when the first mascot was purchased. The first Mike was housed in the Baton Rouge Zoo for one year before a permanent home was constructed near Tiger Stadium. Mike I reigned for 20 years before dying of pneumonia.



1956-1958

#### MIKE II

The second Mike served a brief reign, lasting only through the 1957 season before dying of pneumonia in the spring of 1958. He was born at the Audubon Zoo in New Orleans and came to LSU on Sept. 28, 1956. The young tiger was held overnight in Tiger Stadium and unveiled Sept. 29, the opening day of the football season.



1958-1976

#### MIKE III

Just in time for the 1958 national championship season, Mike III was purchased from the Woodland Park Zoo in Seattle, Wash., following a "national search" by then-athletic director Jim Corbett. The student body contributed \$1,500 for the purchase of the tiger. Mike III served as mascot for 18 seasons, dying after the only losing season of his reign, as LSU posted a 5-6 record in 1975.



1976-1990

#### MIKE IV

Mike IV reigned over Tiger athletics for 14 years after being donated to the school by August A. Busch III from the Dark Continent Amusement Park in Tampa, Fla., on Aug. 29, 1976. Born on May 15, 1974, Mike's age and health were determining factors in his retirement to the Baton Rouge Zoo in 1990. Mike IV died of old age in March of 1995 at the age of 21.



1990-2007

#### MIKE V

Mike V was donated by Dr. Thomas and Caroline Atchison of the Animal House Zoological Park in Moulton, Ala. Dr. Sheldon Bivin of the LSU School of Veterinary Medicine traveled to Alabama and brought the baby tiger back to Baton Rouge. Born Oct. 18, 1989, the new tiger was introduced to LSU fans at a basketball game against Alabama in February of 1990. He officially began his reign on April 30, 1990, when he was moved into the tiger habitat across from Tiger Stadium. Mike V died on May 18, 2007, at the age of 17.



2007-2016

#### MIKE VI

Mike VI arrived on Aug. 25, 2007, thanks to the donation by Great Cats of Indiana. He was designated as the successor to Mike V on Sept. 8, when LSU played Virginia Tech. On Sept. 14, 2007, a ceremony was held to honor Mike V and dedicate the habitat to Mike VI. The Bengal/Siberian mix, formerly known as "Roscoe," reigned over a football national title in his first year and a 2011 SEC championship and perfect regular season. Mike VI was diagnosed with a rare form of cancer in May 2016 and underwent first-of-its-kind radiation treatment. He was humanely euthanized on Oct. 11, 2016 at the age of 11 after a four-month battle with cancer.



2017-Present

#### MIKE VII

On the first day of the fall semester at LSU, Mike VII officially began his reign on Monday, Aug. 21, 2017. "Harvey" of Wild at Heart Wildlife Center of Okeechobee, Florida, arrived on campus on Aug. 15 and was housed in the night house of the tiger habitat. The 11-month-old, Siberian-Bengal, male tiger acclimated well to his new surroundings and was deemed ready to become Mike VII. The start of his reign ended a 314-day span without the live mascot on the LSU campus, the longest in school history.

# LSU GREATS

The following 13 individuals are the only athletes to have their jerseys retired by LSU. Men's basketball has retired the No. 23 for Pete Maravich, No. 50 for Bob Pettit, Jr., No. 33 for Shaquille O'Neal and No. 40 for Rudy Macklin. Women's basketball retired the No. 33 for Seimone Augustus and No. 34 for Sylvia Fowles. Football's only three retired jerseys are the No. 20 worn by Billy Cannon, the No. 37 worn by Tommy Casanova and the No. 21 worn by Jerry Stovall. Baseball retired the No. 15 in honor of longtime coach and former athletics director Skip Bertman, the No. 19 for Ben McDonald, the No. 36 for Eddy Furniss and the No. 12 for Todd Walker. Augustus became the first woman in LSU Athletics history to have her jersey retired in January 2010. Stovall is the newest member of the legacy class, as his retirement was showcased on Oct. 13, 2018.

Beginning on January 1, 2007, a new provision of the LSU jersey retirement bylaws that says the retirement of an athlete's jersey in a particular sport does not preclude a current student-athlete in that sport from wearing the jersey number in that or any other sport, subject to the discretion of the head coach. Numbers worn by Maravich, Pettit, O'Neal, Cannon and Bertman may never again be worn by future student-athletes in their respective sports.

To have a jersey retired at LSU, an athlete must have completed intercollegiate competition for LSU a minimum of five years prior to nomination. Athletes must have demonstrated truly unusual and outstanding accomplishments, exceeding and in addition to all criteria used for Hall of Fame selection. Nominees must have a unanimous vote of support from the Hall of Fame committee.



## 50 BOB PETTIT

Pettit led LSU to its first NCAA Final Four in 1953 and he later became the first player in NBA history to exceed the 20,000-plus point barrier. Pettit is a member of the NBA Hall of Fame, and in 1997, he was named as one of the top 50 players in NBA history.



## 23 PETE MARAVICH

"Pistol Pete," Maravich still holds the NCAA record for career points with 3,667 and for career scoring average with 44.2 points a game. He was selected the National Player of the Year in 1970 after leading the Tigers to the NIT Final Four. He scored 50-plus points an amazing 28 times. He went on to a 10-year professional career and was selected as one of the NBA's 50 greatest players in 1997.



## 20 BILLY CANNON

One of the true legends of college football in the South, Billy Cannon was the 1959 Heisman Trophy winner and helped the Tigers to the 1958 national title. Cannon's most memorable performance came in 1959 against Ole Miss when No. 1 LSU trailed No. 3 Ole Miss 3-0 in the fourth quarter. He fielded a punt, broke seven tackles and returned it 89 yards for the 7-3 victory. He went on to a successful 11-year professional career.



## 33 SHAQUILLE O'NEAL

Shaquille O'Neal was the first pick in the 1992 NBA Draft. He was named MVP of the league in 2000 and was a three-time NBA Finals MVP after leading the Los Angeles Lakers to three World Championships. At LSU, O'Neal averaged 21.6 points and 13.6 rebounds for his career, and in 1991, he was named the World's Amateur Athlete of the Year as well as SEC Athlete of the Year and National Player of the Year. In 1997, he was named as one of the top 50 players in NBA history.



## 15 SKIP BERTMAN

A legend in the college baseball ranks, Skip Bertman created a dynasty at LSU, guiding the Tigers to five national titles in a 10-year stretch from 1991-2000. He also coached the United States to a bronze medal at the 1996 Olympics in Atlanta and was an assistant on the gold medal-winning U.S. squad in Seoul, Korea, in 1988. Bertman retired from coaching following the 2001 season and served as LSU's athletics director for seven years. Bertman was inducted into the College Baseball Hall of Fame in 2006.



## 40 RUDY MACKLIN

Rudy Macklin was a two-time basketball All-American selection during his Tiger career from 1976-81 during which time he became LSU's all-time leading rebounder with 1,276 boards and the second-leading scorer in school history behind only the legendary Pete Maravich with 2,080 points. He led the Tigers to two Elite Eight appearances and the 1981 Final Four in Philadelphia. He still holds the school single-game rebound record with 32, a mark like some of the great records in any sport that may never be broken.





## 21 JERRY STOVALL

One of the greatest football players in LSU history, Jerry Stovall was a unanimous All-America and SEC Player of the Year in 1962 as a halfback for the Fighting Tigers. In addition to halfback, Stovall contributed as a defensive back, return specialist and punter. His most memorable moment came in 1961 as he helped LSU upset rival Ole Miss 10-7 behind his 57-yard touchdown run. He went on to be the second pick in the NFL Draft by the St. Louis Cardinals in 1963, earning three Pro-Bowl selections and later returned to his alma mater as the head coach of LSU from 1980-1983. Stovall is still the only LSU player to be a unanimous All-American, selected to the college football hall of fame, a first-round pick in the NFL Draft, and a Pro Bowl selection.



## 37 TOMMY CASANOVA

Tommy Casanova is the only three-time All-American in the history of LSU football and is a member of the College Football Hall of Fame. During his Tiger career from 1969-71, Casanova personified versatility for his myriad of talents as he played offense, defense, returned punts and kickoffs. One of just two three-time All-SEC performers at LSU, he played six seasons with the Cincinnati Bengals of the NFL while earning his medical degree.



## 19 BEN MCDONALD

Ben McDonald won the prestigious Golden Spikes Award, given annually to the nation's most outstanding player, in 1989 and is a member of the College Baseball Hall of Fame. He led LSU to two College World Series appearances. In 1989, McDonald was named National Player of the Year by Baseball America, The Sporting News and Collegiate Baseball. He was selected by the Baltimore Orioles as the No. 1 pick in the major league draft in 1989 and went on to enjoy a 10-year major league career with the Orioles and the Milwaukee Brewers.



## 33 SEIMONE AUGUSTUS

Seimone Augustus is the only women's basketball player in school history to earn Coaches' All-America honors three times: 2004, 2005 and 2006. Augustus became LSU's first NCAA National Player of the Year, claiming the honor twice in 2005 and 2006. In her senior season, she also earned the Wade Trophy, the Naismith Award and the John R. Wooden Award as the nation's top player. A 2006 graduate of LSU, Augustus is a four-time WNBA Champion, seven-time WMBA All-Star and was the 2011 WNBA Finals MVP. She also led the United State to Olympic gold medals at the 2008 Beijing, 2012 London and 2016 Rio Games.



## 36 EDDY FURNISS

Eddy Furniss enjoyed one of the best four-season stretches (1995-98) in college baseball history. Furniss is still the Southeastern Conference all-time leader in hits (352), home runs (80), RBI (308), doubles (87) and total bases (689). He was selected in the fourth round of the 1998 Major League Draft by the Pittsburgh Pirates and played five seasons in the minor leagues before retiring to concentrate on a career in medicine.



## 12 TODD WALKER

Todd Walker, a two-time first-team All-American, led the Tigers to the national championship in 1993, earning the College World Series Most Outstanding Player award. Known for his incredible work ethic, Walker was a two-time finalist for the Golden Spikes Award, a first-team All-SEC member three years and the SEC Player of the Year in 1993. He posted a .396 career batting average, and he completed his collegiate career as the SEC all-time leader in hits (310), runs (234), RBI (246) and total bases (557). Walker was the eighth overall selection in the 1994 Major League Baseball Draft and enjoyed a 12-year career.



## 34 SYLVIA FOWLES

Sylvia Fowles was a two-time All-America center and led the Lady Tigers to four consecutive Women's Final Four appearances from 2005 through 2008. Fowles was the 2008 National Defensive Player of the Year and the SEC Player of the Year. In 2017, Fowles became the first LSU women's basketball player to be named the WNBA Most Valuable Player. A 2009 graduate, Fowles also is a three-time Olympic gold medalist for the United States, leading Team USA to titles in 2008 at Beijing, in 2012 at London and in 2016 at Rio.



**ABOVE: Members of the LSU Athletic Hall of Fame at the 2015 induction ceremony. RIGHT: In 2017, Alison Maisch with LSU diving coach Doug Shaffer.**



# LSU Athletic Hall of Fame



The LSU Athletic Hall of Fame showcases the finest student-athletes and coaches to wear the Purple and Gold. To be eligible for the LSU Hall of Fame in the Athlete category, an individual must have earned a college degree and gained national distinction through superlative performance. Hall of Fame candidates must also have established a personal reputation for character and citizenship.

To be eligible in the Coach/Administrator category, the individual must have made significant contributions to LSU Athletics and gained national distinction through exceptional accomplishments in his or her field of expertise while establishing an image that reflects favorably upon the University.

The LSU Athletic Hall of Fame presently includes 143 members, which includes the latest Class of 2017: NCAA champion pole vaulter Russ Buller; NCAA diving champion Alison Maisch; NCAA champion and Olympic sprinter Debbie Parris-Thymes; All-American softball pitcher Kristin Schmidt; three-time All-American women's basketball player Joyce Walker; and Collis Temple Jr., the first African-American men's basketball player in LSU history.

### Nominations

Nominations for the LSU Athletic Hall of Fame are accepted each fall. Nomination forms may be obtained by calling (225) 578-3600, or may be downloaded at [LSUsports.net/nominations](http://LSUsports.net/nominations).

#### ADMINISTRATORS

Jeff Boss,  
Equipment Manager  
Carl Maddox,  
Athletic Director

#### ATHLETIC COUNCIL

James F. Broussard

#### ATHLETIC TRAINING

Dr. Marty Broussard  
Mike Chambers  
Herman Lang

#### BASEBALL

Joe Bill Adcock  
Kurt Ainsworth  
Skip Bertman  
Alvin Dark  
Eddy Furniss  
Lloyd Peever  
Todd Walker

#### MEN'S BASKETBALL

Frank Brian  
Dale Brown  
Joe Dean  
Durand "Rudy" Macklin  
Shaquille O'Neal  
Harry Rabenhorst

Bob Pettit  
Collis Temple Jr.  
Malcolm "Sparky" Wade

#### WOMEN'S BASKETBALL

Seimone Augustus  
Dana "Pokey" Chatman  
Sylvia Fowles  
Sue Gunter  
Marie Ferdinand-Harris  
Joyce Walker

#### BOXING

Calvin Clary  
Heston Daniel  
Robert L. "Bobby" Freeman  
Henry Glaze  
J.L. Golsan  
Al Michael  
Wilbert Moss  
William Snyder Parham  
Edsel "Tad" Thrash

#### FOOTBALL

Nacho Albergamo  
Charles Alexander  
Billy Baggett  
George Bevan  
James Britt

Percy Brown  
Billy Cannon  
Warren Capone  
Tommy Casanova  
Brad Davis  
Wendell Davis  
Paul Dietzel  
Robert Dugas  
Lawrence Dupont  
Tom Dutton  
Ronnie Estay  
Jesse Fatherree  
Kevin Faulk  
G.E. "Doc" Fenton  
Sid Fournet  
Newton C. Helm  
O.G. "Butch" Helveston  
Tommy Hodson  
R.B. Howell  
Clarence "Fatty" Ives  
Bert Jones  
Ken Kavanaugh, Sr.  
Kenny Konz  
Tyler LaFauci  
Clyde Lindsey  
Jerry Marchand  
Charlie Mason  
Kevin Mawae  
Charles McClendon  
Anthony McFarland

Abe Mickal  
Fred Miller  
Doug Moreau  
Guy Nesom  
W.E. "Bill" Pitcher  
Ruffin G. Pleasant  
Warren Rabb  
Archie Ed Robertson  
Johnny Robinson  
Charles "Pinky" Rohm  
John J. Seip  
Norman Stevens  
Marvin "Moose" Stewart  
Jerry Stovall  
Charles "Bo" Strange  
Jimmy Taylor  
Gaynell Tinsley  
Y.A. Tittle  
Joe Tuminello  
Ebert Van Buren  
Steve Van Buren  
Abner Wimberly  
Roy "Moonie" Winston

#### GOLF

Henry Castillo  
Gardner E. Dickinson, Jr.  
Fred Haas, Jr.  
J. Paul Leslie, Sr.  
Jenny Lidback

B.R. "Mac" McClendon  
Eddie Merrins

#### GYMNASTICS

Jeanie Beadle-Staples  
April Burkholder  
Amy McClosky-McGinley  
Sandra Smith-Whitmire  
Jennifer Wood

#### SOFTBALL

Kristin Schmidt  
Britni Sneed

#### SWIMMING & DIVING

Ashley Culpepper-Gluck  
Alison Maisch  
Richard "Rick" Meador  
Bob Percy  
Todd Torres

#### TENNIS

Steve Faulk  
Donnie Leaycraft

#### TRACK & FIELD

Nathan "Buddy" Blair  
Sidney Bowman  
Billy Brown  
Russ Buller

Joseph T. Butler, Sr.

Harry Carpenter  
Kim Carson  
Oris "Arky" Erwin  
Laverne Eve  
Matt Gordy  
Billy Hardin  
Glenn "Slats" Hardin  
D'Andre Hill  
Esther Jones  
Suzette Lee  
Robert Lowther  
R. Delmon McNabb  
Bernie Moore  
Al Moreau  
Debbie Parris-Thymes  
Eric Reid  
Rob Smith  
Lurline Struppeck  
Cheryl Taplin  
Jack Torrance  
Schowonda Williams

#### VOLLEYBALL

Dani Reis



## PRO FOOTBALL HALL OF FAME

Located in Canton, Ohio > ProFootballHOF.com; Year indicated is when individual was inducted.

- 1965 -- Steve Van Buren, HB (played with the NFL's Philadelphia Eagles)
- 1971 -- Y. A. Tittle, QB (played with the NFL's Baltimore Colts, 1948-51; San Francisco 49ers, 1951-60; New York Giants, 1961-64)
- 1976 -- Jimmy Taylor, FB (played with the NFL's Green Bay Packers, 1958-66; New Orleans Saints, 1967)
- 2019 -- Kevin Mawae, C (played with the Seattle Seahawks, 1994-97; New York Jets, 1998-2005; Tennessee Titans, 2006-09)
- 2019 -- Johnny Robinson, S (played with the Dallas Texans, 1960-62; Kansas City Chiefs, 1963-71)

### JAMES J. CORBETT AWARD

Presented annually by the New Orleans Sports Hall of Fame Committee to Louisiana's most outstanding athlete.

#### Football

- 1967 - Nelson Stokley, QB
- 1972 - Bert Jones, QB
- 1976 - Terry Robiskie, RB
- 1978 - Charles Alexander, TB
- 1982 - Alan Risher, QB
- 2001 - Josh Reed, WR
- 2003 - Chad Lavalais, DT
- 2004 - Marcus Spears, DE
- 2011 - Patrick Peterson, CB/RS
- 2012 - Morris Claiborne, CB
- 2016 - Leonard Fournette, RB
- 2019 - Devin White, LB

#### Non-Football

- 1968 - Pete Maravich, Basketball
- 1969 - Pete Maravich, Basketball
- 1989 - Chris Jackson, Basketball
- 1990 - Esther Jones, Track & Field
- 1991 - Shaquille O'Neal, Basketball
- 1992 - Shaquille O'Neal, Basketball
- 1993 - Todd Walker, Baseball

- 1994 - Russ Johnson, Baseball
- 1996 - Warren Morris, Baseball
- 1997 - Brandon Larson, Baseball
- 2000 - Peta-Gaye Dowdie, Track & Field
- 2000 - Brad Cresse, Baseball
- 2001 - Britni Sneed, Softball
- 2003 - Seimone Augustus, Basketball
- 2004 - Seimone Augustus, Basketball
- 2005 - Seimone Augustus, Basketball
- 2006 - Seimone Augustus, Basketball
- 2006 - Xavier Carter, Track & Field
- 2007 - Sylvia Fowles, Basketball
- 2010 - Susan Jackson, Gymnastics
- 2010 - Louis Coleman, Baseball
- 2011 - Kimberlyn Duncan, Track & Field
- 2013 - Kimberlyn Duncan, Track & Field
- 2013 - Aaron Nola, Baseball
- 2015 - Alex Lange, Baseball
- 2017 - Ashleigh Gnat, Gymnastics
- 2017 - Sam Burns, Golf
- 2018 - Aleia Hobbs, Track & Field
- 2019 - Sarah Finnegan, Gymnastics

### NATIONAL FOOTBALL FOUNDATION HALL OF FAME

Located in South Bend, Indiana. Year indicated is when individual was inducted, and years in parentheses are those in which individual lettered or was a coach at LSU.

#### PLAYERS

- 1956 - Gaynell "Gus" Tinley, E (1934-35-36, head coach 1948-54)
- 1963 - Ken Kavanaugh, Sr., E (1937-38-39)
- 1967 - Abe Mickal, HB (1933-34-35)
- 1971 - G. E. "Doc" Fenton, QB (1907-08-09)
- 1995 - Tommy Cassanova, S (1969-70-71)
- 2008 - Billy Cannon, HB (1957-58-59)
- 2010 - Jerry Stovall, HB (1960-61-62)
- 2012 - Charles Alexander, RB (1975-76-77-78)
- 2016 - Bert Jones, QB (1970-71-72)

#### COACHES

- 1951 - Dana X. Bible (head coach, 1916)
- Mike Donahue (head coach, 1923-27)
- 1954 - Lawrence M. "Biff" Jones (head coach, 1932-34)
- Bernie H. Moore (head coach, 1935-47)
- 1986 - Charles McClendon (head coach, 1962-79)



## LOUISIANA SPORTS HALL OF FAME

Located in Natchitoches, La. > LASportsHall.com

Sponsored by and selected by the Hall of Fame located in Natchitoches. Years in parentheses indicate years participated in football.

#### PLAYERS


- Charles Alexander (RB, 1975-78) inducted 1993
- Michael Brooks (LB, 1983-86) inducted 2009
- Billy Cannon (HB, 1957-59) inducted 1976
- Tommy Casanova (DB, 1969-71) inducted 1985
- Jim Cason (HB, 1944-47) inducted 2003
- Tommy Davis (FB/K, 1953, 58) inducted 1988
- A.J. Duhe (DT, 1973-76) inducted 2001
- Tom Dutton (T, 1912-14) inducted 1969
- Ronnie Estay (DE, 1969-71) inducted 2006
- Alan Faneca (OL, 1995-97) inducted 2014
- Kevin Faulk (RB, 1995-98) inducted 2015
- G.E. "Doc" Fenton (QB, 1907-09) inducted 1968
- Max Fugler (C/DL, 1957-59) inducted 2019
- Lee Hedges (QB, 1949-51) inducted 2010
- Dalton Hilliard (RB, 1982-85) inducted 1997
- Tommy Hodson (QB, 1986-89) inducted 2013
- Bert Jones (QB, 1970-72) inducted 1986
- Ken Kavanaugh (E, 1937-39) inducted 1970
- Eddie Kennison (WR, 1993-95) inducted 2017
- Kenny Konz (HB, 1948-50) inducted 2000
- Eric Martin (WR, 1981-84) inducted 2006
- Kevin Mawae (OL, 1990-93) inducted 2013
- Abe Mickal (HB, 1933-35) inducted 1970
- Fred Miller (T, 1960-62) inducted 1990
- Johnny Robinson (HB, 1957-59) inducted 1984
- Terry Robiskie (RB, 1973-76) inducted 2012
- Jerry Stovall (HB, 1960-62) inducted 1981
- Jimmy Taylor (FB, 1956-57) inducted 1974
- Gaynell Tinsley (E, 1934-36; head coach, 1948-54) inducted 1959
- Y.A. Tittle (QB, 1944-47) inducted 1972
- Steve Van Buren (HB, 1941-43) inducted 1961
- Roy Winston (G, 1959-61) inducted 1991

#### COACHES

- Paul Dietzel (1935-47) inducted 1988
- Charles McClendon (1932-34) inducted 1982
- Bernie Moore (1935-37) inducted 1963
- Biff Jones (1932-34) inducted 1966
- Les Miles (2005-16) inducted 2019
- Arthur "Red" Swanson (1939-48) inducted 2016
- Otis Washington (1980) inducted 2015

#### NON-FOOTBALL MEMBERS

- Joe Adcock, baseball, basketball, inducted 1975
- Albert Belle, baseball, inducted 2005
- Skip Bertman, baseball coach, inducted 2002
- Buddy Blair, basketball, track, baseball, inducted 1981
- Pete Boudreaux, track, inducted 2014
- Sid Bowman, track, inducted 1976
- D-D Breaux, gymnastics, inducted 2017
- Frank Brian, basketball, inducted 1986
- Dr. Marty Broussard, athletic trainer, inducted 2009
- Billy Brown, track, inducted 1969
- Dale Brown, basketball, inducted 1999
- Jim Corbett, athletic director, inducted 1985
- Alvin Dark, baseball, inducted 1976
- Joe Dean, basketball, athletic director, inducted 2001
- Mel Didier, baseball, inducted 2003
- Ray Didier, baseball, inducted 2017
- Moon Ducote, basketball, inducted 2014
- Eddy Furniss, baseball, inducted 2012
- Yvette Girouard, softball coach, inducted 2015
- Matt Gordy, track, inducted 1985
- Tad Gormley, track coach, inducted 1968
- Sue Gunter, women's basketball coach, inducted 2005
- Billy Hardin, track, inducted 1998
- Slats Hardin, track, inducted 1962
- Thomas Pinckney "Skipper" Heard, athletic director, 2011
- Dana Jenkins, track, inducted 1968
- Esther Jones, track, inducted 2007
- Bobby Lowther, basketball, track, inducted 1995
- Rudy Macklin, basketball, inducted 2005
- Carl Maddox, athletic director, inducted 1986
- Pete Maravich, basketball, inducted 1984
- Ben McDonald, baseball, inducted 2010
- Al Moreau, track, inducted 1963
- Shaquille O'Neal, basketball, inducted 2013
- Bob Pettit, basketball, inducted 1973
- Harry Rabenhorst, basketball coach, inducted 1970
- Jerry Simmons, tennis, inducted 2018
- Russ Springer, baseball, inducted 2018
- David Toms, golf, inducted 2017
- Jack Torrance, track, inducted 1961
- Sparky Wade, basketball, inducted 1962
- Joyce Walker, basketball, inducted 1997
- Todd Walker, baseball, inducted 2011




The LSU Football Operations and Performance Nutrition Center was unveiled the week of July 21, 2019.

# FOOTBALL OPERATIONS CENTER



## Phillips-Bordelon Locker Room

After walking past a display of the history of LSU uniforms and gear, players will enter the LSU Phillips-Bordelon Locker Room, the everyday hub of activity for the Tigers. Over 150 state-of-the-art, proprietary pod-style lockers will be used for storing personal items and practice gear, as well as serving as personal space for rest and recovery. The lower portion of the pods has the feel of an international, first-class flight with a fold-out bed and features charging stations for electronics and an iPad mount for watching film, doing school work, or recreational viewing. A mud room was added to serve as a drying and cleaning area for shoulder pads and shoes, and will have separate ventilation to keep odors outside of the main locker room. Bacteria-resistant phenolic surfaces will ensure that equipment lasts longer, stays cleaner, and performs better. More than 60 lockers have been designated for former LSU Tigers currently playing in the NFL to use while training on-site during the off-season or during a bye week.



## Tyrann Mathieu Player's Lounge

The Tyrann Mathieu Player's Lounge is designed as a comfortable space for players to relax and unwind between classes, practices, and workouts. The room offers a stunning view of Tiger Stadium and features virtual reality racing games, video game consoles, theater seating with HD television, refreshment stations, and a ping pong table. Former LSU Tiger Tyrann Mathieu funded the room through a \$1 million donation.



## Walk-Through Room

The LSU Walk-Through Room features a state-of-the-art projection system for the players to participate in a virtual walk-through of game simulations. Formations will be projected on a 20-foot wall and players can set up defensive or offensive plays on the purple turf to learn adjustments based on motion, formation and personnel.

## Experience Room

The LSU Experience Room showcases a 4D video experience that allows viewers to experience the feeling of running out into Tiger Stadium on Game Day. The screen is shaped like the viewer is sitting inside of the player's helmet, while the seating adds to the experience of motion entering the stadium.



# PERFORMANCE NUTRITION CENTER

The LSU Football Operations and Performance Nutrition Center is open to all LSU student-athletes for their nutritional needs throughout off-season training and competition seasons.



## Hank Anderson Family Dining Area

The Hank Anderson Family Dining Area seats up to 180 student-athletes, while the Doss & Sally Bourgeois Serving Area includes a brick oven for pizzas, and food stations that rival a Las Vegas buffet. Staff dietitians will track trends and adjust a student-athlete's diet based on data collected through the use of a DEXA scanner.

**"I think what we've done placing the performance nutrition center and the locker room set up together in such a way that they don't want to leave, has afforded our student-athletes more time to rest, more recovery, more access to our medical facility, more access to their coaches and has made it an inviting place to be."**

**- Shelly Mullenix**  
Senior Associate AD/Health and Wellness



## Executive Chef Michael Johnson

The restaurant-style menu is overseen by Executive Chef Michael Johnson, who joined the LSU staff after three years with the Seattle Seahawks. "For me it's about what you put into your body, and I believe in that," Johnson said. "Fresh ingredients is everything. Fresh vegetables is the name of the game."



## Credential and Access Guidelines For Media Covering LSU Athletics

LSU's goal is to disseminate information as widely, uniformly and fairly as possible using normally accepted media standards.

Media must meet the following guidelines in order to be granted credentials. Only media that meet the criteria and have approved the SEC Media Policy through the request of credentials on the LSU media site at [LSUsports.net/media](http://LSUsports.net/media) will be allowed to move forward on the credential site to request credentials and receive consideration for access to LSU Athletic events. No credential requests by media will be accepted by either email or phone.

Past coverage and attendance at football games, football media luncheons, men's and women's basketball games, media sessions and baseball and softball games for the 2018-19 season will be taken into consideration for granting of credentials during the 2019-20 calendar year.

To receive credentials a media entity must have gone "live" to the public prior to January 15, 2019 and be able to document plans for future coverage of all major LSU sports.

Media affiliates and websites who have members who are members of the Louisiana Press Association and/or Louisiana Sports Writers Association are given priority.

The number of credentials issued is limited by available resources. Due to space and facility restrictions, access, seat assignments in the press area as well as sideline photographer will be made on a space available basis.

All credential policies are subject to change and final approval of all credentials is at the discretion of the Associate AD of Communications.

### GENERAL

Each Bearer must be and hereby represents that he or she is acting on a specific assignment for an accredited media agency and has a legitimate working function in connection with the Event attended. The credential is not transferable and may be revoked at any time.

The rights and privileges granted to Bearer may be terminated if any term or condition for use of the Credential is breached. The unauthorized use of the Credential subjects the Bearer to ejection from the Event.

While within the event venue, bearer shall, at all times, adhere to the policies in place for the event, abide by and respect access limitations, and accept and follow directions provided by the SEC or the SEC member institution(s) hosting the event.

IDs will be required to pick up credentials and names must match the requested credential the person is picking up.

### PRINT

Daily newspapers are eligible to apply for credentials and access to media opportunities. The granting and number of credentials will be based on newspaper's circulation on a space-available basis.

Those newspapers publishing more than twice a week, but less than six, will have priority after those in the daily newspaper category.

Weekly and non-daily newspapers that do not cover the team on a daily basis will be limited to non-conference games if space exists.

Specialty publications that cover college football or sports in the host site of the two participating schools are

eligible on a space-available basis.

Student newspapers from the two teams are able to apply for credentials on basis of a maximum of two press box seats for dailies and one press box seat for weeklies.

### TELEVISION

Television stations that have nightly news broadcasts that originate in the locale of the station that includes sports coverage are eligible to apply for credentials. All other stations will be filled on a space-available basis.

Student television stations from the two participating schools are eligible to apply on a space-available basis.

The credential confers on bearer a limited non-exclusive and non-transferable license (with no right of sublicense) to use broadcast video feeds of the event only for regularly scheduled television newscasts aired only on television (but not on any form of television available or viewable on the Internet, except for a single, non-archived only simulcast by bearer) within the period expiring at midnight on the seventh day after the event and NO video used for such purposes shall exceed three minutes. Bearer may not broadcast any video of game action that is "live" until the Event has been completed.

### SEC AFFILIATE NETWORK

The SEC now offers access to free licensed game highlights and other newsworthy event video, including select live streams, through the SEC Affiliate Network. This annual program is exclusively available to the accredited media. It covers all teams and all sports for both men's and women's teams. Video is delivered through a customizable digital video player immediately after televised games/events conclude. Participating news affiliates can also select individual clips to insert directly into Online stories. Television stations also have access to an FTP account to run content on-air. The SEC Affiliate Network is managed through XOS Digital. To join, please request a participation form from the program's director, Anna Marie Neri, at [aneri@xosdigital.com](mailto:aneri@xosdigital.com) or at 407-670-5049.

### RADIO

National and regional networks are eligible to apply for credentials.

Radio stations that employ a full-time sports director or regularly air sports news or locally-produced talk shows are eligible to apply for credentials. No talk show may have more than one credential and the maximum credentials a station may receive for a game, based on space availability, is two.

Unless short (10 to 30 second) live updates are allowed by the SEC or its member hosting the event, radio stations that have no licensed rights to the event shall not broadcast any report from the venue on a live basis or broadcast any live description of any Event while it is still in progress.

### INTERNET

Internet sites of the home and visiting school (as determined by the Media Relations/SID) are eligible to apply for credentials.

LSU's policy is to issue credentials only to those organizations whose primary purpose is to gather news and disseminating it and for which other commercial activities

are ancillary.

Other Internet sites must meet each of the following guidelines in addition to meeting the above criteria to be eligible to apply for credentials and access as determined on a space-available basis.

- Website must be a legal, corporate entity.
- Website must provide daily coverage of LSU or the visiting team with its own full-time staff of reporters, photographers and equipment.
- Website must travel to and cover a majority of away games and all major post-season events.
- Website must be accredited by the home university as working media.
- Websites that sponsor message boards, message centers or chat room as their primary function where people are allowed to post anonymous information will not be issued credentials.
- The maximum number of credentials that a website may receive is two based on space available and the discretion of the communications staff or Associate AD of the Communications.

### BLOGGING

By acceptance and use of an LSU media credential, the holder agrees to the following conditions as established by LSU and the Southeastern Conference:

Blogging, including periodic updates of scores, statistics or other brief descriptions of the competition throughout the event, is acceptable provided that the bearer conforms to the blogging policies separately published by the SEC, as such policies may be revised from time to time.

No bearer may produce or disseminate in any form a "real-time" description or transmission of the event in any manner that constitutes, or is intended to provide or is promoted or marketed as a substitute for television or video coverage of such event. Bearer agrees that the determination of whether a blog is a real-time description or transmission shall be made by the SEC in its reasonable discretion.

### LIVE VIDEO FROM PRESS BOX OR FIELD PROHIBITED

Any video shot for such apps as Instagram, Twitter, Snapchat, Facebook, or other new social media platforms is prohibited during the course of a televised game at any time based on rights between the televising entity and the SEC. The SEC has the discretion to determine what video may be in violation of this policy.

Video shots of a television monitor of replays shown to the public during the telecast is also in violation of this policy. This is in effect for all LSU home games, non-conference or SEC contests.

### UNAUTHORIZED USE OF CREDENTIALS

Press credentials will be issued to working press only. Press credentials are not transferable and use by anyone other than members of the working media is unauthorized. Press credentials used in an unauthorized manner will be revoked immediately. News organizations allowing unauthorized individuals to use credentials will have their credentials revoked for the remainder of the year.

All press credentials remain the property of the LSU Athletics Department and must be returned on request.

## Access Guidelines For Media Covering LSU Athletics

### ENTRANCE

The entrance to the Tiger Stadium press box and the Media Entrance is located through the marked entrance, located on the northwest corner of Tiger Stadium. Media Will Call is located on the south side of the first floor of the LSU Athletics Administration Building.

A marked media elevator will take media to the press area after credentials are picked up and proper identification shown. The elevator will be in operation three hours prior to kickoff.

### RADIO/TELEVISION/COACHES

Located on the main press level, there is a primary live television broadcast booth. This level also accommodates booths for both home and visiting radio crews, national radio and the LSU and visiting coaches' booths.

### PHOTO DECK

This level offers space for network TV cameras and coaches' video crews. Due to lack of space on the photo deck, NO video cameras will be allowed on the photo deck other than the originating network cameras, home and visitor coaches' video and scoreboard video cameras. Please contact Assistant Athletics Director of Television Operations Kevin Wagner for setup information at [jwagne2@lsu.edu](mailto:jwagne2@lsu.edu) or (225-578-1797).

### SIDELINES

LSU follows NCAA and SEC rules regarding media representatives on the sidelines.

- All photographers/videographers on the sideline must be in a working capacity with professional equipment. Photographers are not permitted to shoot between the 25-yard lines. All photographers/

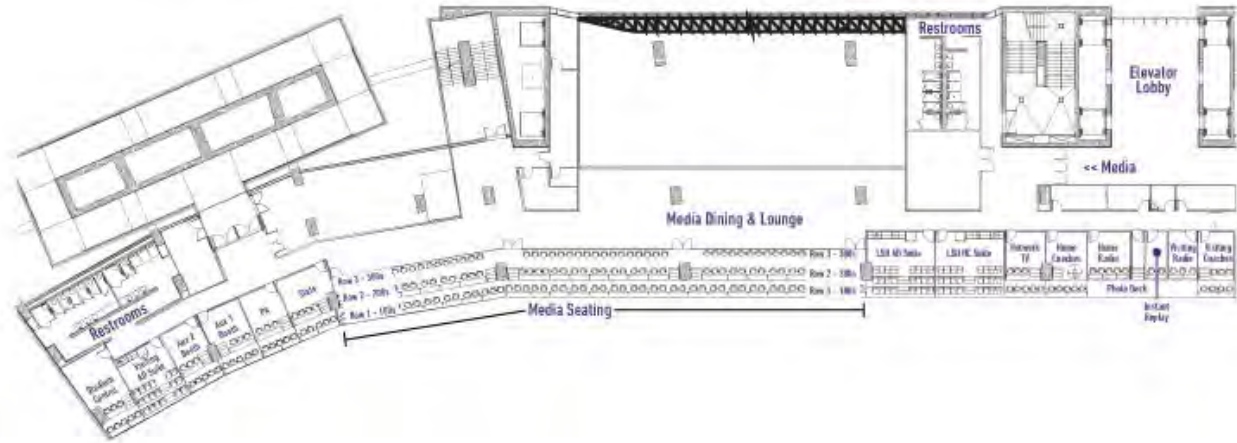
videographers on the sideline must kneel while play is in progress.

- No credentials will be issued to freelance photographers, outline writers, equipment carriers or radio station representatives, except for the two teams' broadcast originating networks. Vests will not be mailed or otherwise issued prior to gameday. Photo vests must be picked up at Media Will Call, located on the south side of the first floor of the LSU Athletics Administration Building, no earlier than three hours before kickoff. One vest will be issued per person and identification will be requested. Affiliate TV stations are not allowed the services of a grip and vests will not be provided for them.
- Due to the space restrictions, those media wearing vests will not have access to the press box at any time without other proper credentials. A box lunch will be served at ground level for photographers. No one under age 18 will be issued a vest for

sideline access without prior approval of the SID.

- **A CAMERA PHONE, TABLET, IPAD OR IPHONE will not be acceptable for receiving photo credentials on game day even if approved for credentials previously. A photographer may be removed from sidelines if using improper equipment.**
- Photographers and videographers are considered working members of the media and must refrain from cheering or talking to players, coaches or officials.
- Photographers and videographers needing to work at the stadium may do so at the LSU Photo-Video Workroom, located in the northeast corner of Tiger Stadium, inside Gate 10. Photographers should contact Chris Parent, LSU Staff Photographer, for further information at 225-578-4193 or 225-316-6684 to reserve space.

## TIGER STADIUM PRESS BOX DIAGRAM



### PRESS BOX

Tiger Stadium is equipped with power outlets at every seat with wireless Internet available throughout the press area and a limited number of Ethernet lines available. When ordering phone lines for the press box, the physical address for Tiger Stadium is 3800 Highland Road, Baton Rouge, La. 70803. Please allow two weeks for installation.

Quarterly play-by-play, offensive and defensive statistics and quotes from players and coaches of both teams will be passed out as soon as they are compiled. The Ed Orgeron press conference and, when possible, portions of the visiting coach press conference will be played over the interior PA in the press box following the game.

Stats and play-by-play of LSU's games will be available on LSU's website, [www.LSUports.net](http://www.LSUports.net) during the game with season stats updated within minutes of the conclusion of the game.

### PARKING

Because of limited space, requests for parking should be made with credential requests. It should NOT be assumed that parking passes will be provided with all media credentials.

### PRO SCOUTS

Due to severe space limitations, scouts of professional football teams are not issued press credentials. Tickets will be made available to pro scouts at regular price. Tickets should be requested two weeks prior to the date of the game to guarantee availability and should be requested through LSU Sports Communications Administrative Secretary Pam LeBlanc at 225-578-8226.

### SATELLITE TRUCKS

TV stations must request satellite truck access and must have a truck in place at least five hours prior to kickoff. Any satellite truck arriving less than five hours prior to kickoff may be denied access to the stadium. Requests for parking area for satellite trucks must be made by noon on Wednesday prior to Saturday games and must be confirmed through Assistant Athletics Director of Television Operations Kevin Wagner for setup information at [jwagne2@lsu.edu](mailto:jwagne2@lsu.edu) or (225-578-1797). No other vehicles will be allowed to park with the satellite truck and all credentials for personnel must be included in the Online request.

### HEAD COACH ED ORGERON

Request for interviews with Ed Orgeron should be coordinated through Associate AD/Communications Michael

Bonnette at 225-578-8226 or [mbonnet@lsu.edu](mailto:mbonnet@lsu.edu).

- Coach Orgeron, besides his weekly press luncheon and after Wednesday practice, is also available by request Tuesday through Friday during the season between 12:45 and 1:30 p.m. through Michael Bonnette.

### PRACTICES

Practices are closed to the media once the regular season starts.

### PLAYERS

All player interviews must be coordinated through the LSU Athletics Communications Office at least one day in advance. Player interviews will be held each Monday after Coach Orgeron's press luncheon at a time TBD and then following practice on Monday and Tuesday. All player interviews will be held at the Indoor Practice Facility.

- Phone interviews should be requested through Associate AD/Communications Michael Bonnette.
- Players are available through

Tuesday of game week. Team locker rooms and apartments are off limits to media representatives at all times.

### POSTGAME

LSU is committed to a policy of equal access for both male and female reporters and photographers.

- Ed Orgeron will conduct his postgame news conference approximately 10 minutes after the game in the Media Interview Room located just off the chute area leading to the LSU locker room.
- The LSU locker room is closed. Players will be brought into the Media Interview Room following Coach Orgeron's postgame news conference.
- The opponents' coach will conduct his postgame news conference in the interview room located across from the visitors' locker room in the southeast portal of the stadium. TV lighting and adequate electrical outlets are available in the visitors' interview area.

### CREDENTIALS

All credential requests should be made at LSU's on-line credentialing website: [www.LSUports.net/media](http://www.LSUports.net/media). All requests should be made as early as possible and should be limited to working press only. The deadline for season credential requests is August 9. Individual game credentials must be requested two (2) weeks prior to the date of the game.

- The credential authorizes the use by an accredited organization for news coverage of the game. Any unauthorized use of credentials subjects the bearer to ejection from the stadium and subjects the accredited organization to revocation of its credentials for future LSU athletic events.

### LOGO FOR MEDIA USE

The following logo is the primary mark for all of LSU athletic teams and the only permissible for media usage on all platforms. Visit [LSUports.net/brand](http://LSUports.net/brand) for more information.



## Radio Network History

The LSU Sports Radio Network, a division of LSU Sports Properties, brings Tiger football to LSU fans and alumni around the world. With four 50,000-watt affiliates, three 100,000-watt FM stations and two clear-signal 50,000 watt AM stations, LSU Fighting Tigers Football is distributed by satellite throughout the South. The LSU Sports Radio Network is anchored by flagship WDGL Eagle 98.1 FM in Baton Rouge. The LSU Sports Radio Network is one of the most progressive college radio networks in the country, utilizing an in-house radio studio to originate more than 250 live broadcasts of LSU football, men's and women's basketball, baseball and softball annually. Eagle 98.1 is also the home of men's basketball and baseball. WBRP Talk 107.3 FM serves as a flagship station for women's basketball and softball. In addition to live games, network programming includes a weekly live coaches' shows for football, men's and women's basketball, and baseball.



## The Ed Orgeron Show

The Ed Orgeron Show a one-hour radio program held on Wednesdays at 7 p.m. CT during football season, airs live from TJ Ribs on Acadian Thruway in Baton Rouge starting Aug. 28. "Voice of the Tigers" Chris Blair serves as host. Fans are invited to enjoy dinner at TJ Ribs with opportunities for those in attendance to ask on-air questions to coach Ed Orgeron. Those listening across the country may call-in at (800) 315-8255. The Ed Orgeron Show airs on affiliates of the LSU Sports Radio Network (see adjacent list) and is streamed free at [LSUsports.net/live](http://LSUsports.net/live).



## Tiger One

Tiger One, a mobile radio studio and hospitality center for LSU fans and corporate partners, originates the LSU Sports Radio Network's "LSU GameDay presented by CST" pregame show at home games throughout the 2019 season. Located between the Maravich Center and Tiger Stadium, Cou-Yon's Tiger One Village has become a hub for Tiger fans for 14 seasons. Prior to entering Tiger Stadium, fans are invited to watch a free concert, the football team's walk down Victory Hill and the first hour of the pregame broadcast.



## LSU Sixty

LSU Sixty, a 60-minute football recap show on the LSU Sport Radio Network, airs live on Sundays at 6 p.m. CT from Sept. 1 through Dec. 8. Listen free at [LSUsports.net/live](http://LSUsports.net/live).



## Subway Fresh Take by Ed Orgeron

Leading into LSU Football Head Coach Ed Orgeron's Monday press conference, get a preview of the week's football opponent Subway Fresh Take by Ed Orgeron. At 12:10 p.m. CT, Voice of the Tigers Chris Blair and sideline reporter Gordy Rush host the 20-minute preview before coach Orgeron takes the podium for this weekly press conference. Watch or listen online at [LSUsports.net/live](http://LSUsports.net/live).



## LSU GameDay Live on CST

For the fifth straight season, Cox Sports Television teams with LSU Athletics to broadcast a one-hour, on-site pregame show starting at 11 a.m. CT on all LSU Football gamedays in 2019. The show will feature LSU sideline reporter Gordy Rush, LSU national champion Jacob Hester, former LSU football player Eric Alexander, LSUsports.net reporter Emily Dixon and CST's Victor Howell. LSU GameDay Live will air on CST (HD channel 1037). Cox Communications, which delivers LSU athletics to fans in Louisiana, Texas, Mississippi, Arkansas, Georgia, Florida and Virginia, continues its long-standing relationship and support of the LSU Athletics Department.

## Broadcast Team



**Chris Blair**  
Director of Radio Broadcasting/  
Voice of the Tigers  
4th Season



**Doug Moreau**  
Color Analyst  
42nd Season



**Gordy Rush**  
Sideline Reporter  
9th Season

## 2019 Radio Network Affiliates

CITY	SHOWS	CALL LETTERS	FREQ.
Baton Rouge (flagship)	FB, EOS	WDGL-FM	98.1
Baton Rouge	LSU 60	WBRP-FM	107.3
Alexandria	FB, LSU 60	KZMZ-FM	96.9
Alexandria	FB, EOS, LSU 60	KSYL-AM	97.0
Alexandria	LSU 60	KDBS-AM	1410
Bogalusa	FB, EOS, LSU 60	WBOX-FM	92.9
Conway/Little Rock, Ark.	FB, EOS, LSU 60	KASR-FM	92.7
Jackson, Miss.	FB, EOS, LSU 60	WYAB-FM	103.9
Jena	FB, EOS, LSU 60	KJNA-FM	102.7
Lafayette/Opelousas	FB, EOS	KLWB-FM	103.7
Lafayette/Opelousas	LSU 60	KOGM-FM	107.1
Lake Charles	FB	KQLK-FM	97.9
Lake Charles	EOS, LSU 60	KXZZ-AM	1580
Leesville	FB, EOS, LSU 60	KJAE-FM	93.5
Natchez, Miss.	FB, EOS, LSU 60	WQNZ-FM	95.1
New Orleans	FB, EOS	WWL-FM	105.3
New Orleans	FB, EOS	WWL-AM	87.0
New Orleans	LSU 60	WWWL-AM	1350
New Orleans (Spanish)	FB	KDDK-FM	105.5
New Orleans (Spanish)	FB	KGLA-AM	1540
Ruston	FB, EOS	KNBB-FM	97.7
Ruston	LSU 60	KRUS-FM	96.3
Shreveport	FB, EOS, LSU 60	KWKH-AM	1130
Tylertown, Miss.	FB, EOS, LSU 60	WFCG-FM	107.3
Vicksburg, Miss.	FB, EOS, LSU 60	WBBV-FM	101.3
Ville Platte	FB, EOS, LSU 60	KVPI-AM	1050
Ville Platte	FB	KVPI-FM	92.5
	FB	Ch. 199, 200, 201	

**(SiriusXM)** FB – LSU Football Games; EOS – The Ed Orgeron Show  
Affiliates subject to change.  
Visit [LSUsports.net/radioaffiliates](http://LSUsports.net/radioaffiliates) for updates.

## SPORTS TELEVISION NETWORK



## Inside LSU Football

Get a behind-the-scenes look into the program by watching Inside LSU Football with Ed Orgeron presented by Academy Sports + Outdoors. Joined by head coach Ed Orgeron, Sideline Reporter Gordy Rush serves as host of the 30-minute show to break down highlights from the week's game, profile members of the program, and provide in-depth analysis of upcoming opponents. Inside LSU Football is syndicated (see adjacent affiliates) throughout Louisiana and across the region on Cox Sports Television and Fox Sports Net. The show can be viewed on-demand Sundays from Sept. 1 until Dec. 1, 2019, on [LSUsports.net/video](http://LSUsports.net/video).

## 2019 TV Affiliates

CITY	AFFILIATE	CHANNEL	AIR TIME (CT)
Baton Rouge	WBRZ-TV	Ch. 2	Sun., 10:35 p.m.
Baton Rouge	Cox Cable	Ch. 4	Mon., 9:30 p.m.
Alexandria	KLAX-TV	Ch. 31	Sun., 10 p.m.
Monroe	KARD-TV	Ch. 14	Sun., 10:30 p.m.
New Orleans	WWL-TV	Ch. 4	Sun., 11:30 p.m.
Shreveport	KSHV-TV	Ch. 45	Sun., 10 p.m.
Regional	Cox Sports	CST	Wed., 10:30 p.m.
Regional	Fox Sports SW		Tues., 2:30 p.m.

Affiliates subject to change.  
Visit [LSUsports.net/tvaffiliates](http://LSUsports.net/tvaffiliates) for updates.






Control Room 1




Control Room 4




Control Room 2



Engineering



SEC Network Bureau Cam



Control Room 5



Control Room 3

# LSU BROADCAST CENTER

## SEC Network/Live Productions

Located on the fifth floor of the LSU Athletic Administration Building is the epicenter of LSU live sports productions. Five state-of-the-art broadcast control rooms enable LSU Athletics to annually produce more than 100 live broadcast productions each year which air on the various ESPN family of networks (SEC Network, SEC Network+, ESPN, ESPN2, ESPNU, ESPN News). In addition, more than 140 videoboard shows for football, men's and women's basketball, volleyball, gymnastics, baseball and softball originate from LSU's control rooms each year. Those productions are managed by four in-house staff members who employ over 100 student and professional freelance technicians.

The SEC Network has proven to be one of the most successful launches by a network in all of cable television. Today, it has brought Southeastern Conference sports to over 70 million subscribers.

That was the vision when the SEC and ESPN signed a 20-year agreement through 2034 to create and operate a multi-platform

network which launched on August 14, 2014. The network and its accompanying digital platform carries SEC contest 24/7 including some 1,500 events each year.

Besides the volume of over the air events, thanks to commitment by athletic departments like LSU, all 14 schools built state-of-the-art control rooms and purchased HD camera equipment to provide the same quality coverage for events that viewers were used to for years on ESPN family of network events.

These events are broadcast exclusively through the ESPN app as part of SEC Network+ on computers, phones, tablets and smart TVs, allowing fans anywhere and almost anytime to watch their favorite teams play their favorite sports.

The SEC Network has also become known for its studio show "SEC Now" and its traveling weekly football pregame show "SEC Nation" besides its weekly coverage morning to night of Saturday SEC college football.

BORN TO BE LOUD. BORN TO BE STRONG.

BORN TO BE  
*Tigers*

**TAF**  
LSU TIGER ATHLETIC FOUNDATION

HERE FOR TIGERS

Get Geauxing at [LSUTAF.ORG](http://LSUTAF.ORG) • Annual Membership Starts at

*Only \$50*



# #NFLSU

PIPELINE TO THE PROS



2019  
**ONE TEAM. ONE HEARTBEAT.**  
*Graux Tigers*

AUG. 31  
**GEORGIA SOUTHERN**  
HOME OPENER

OCT. 19  
**AT MISSISSIPPI ST.**

SEPT. 7  
**AT TEXAS**

OCT. 26  
**AUBURN**  
GOLD GAME

SEPT. 14  
**NORTHWESTERN ST.**  
PURPLE GAME

NOV. 9  
**AT ALABAMA**

SEPT. 21  
**AT VANDERBILT**

NOV. 16  
**AT OLE MISS**

OCT. 5  
**UTAH STATE**  
ALUMNI BAND

NOV. 23  
**ARKANSAS**  
LSU SALUTES

OCT. 12  
**FLORIDA**  
HOMECOMING

NOV. 30  
**TEXAS A&M**  
SENIOR TRIBUTE

