

2019 FOOTBALL GAME NOTES



NATIONAL CHAMPIONS

1958 • 2003 • 2007

SEC CHAMPIONS

1935 • 1936 • 1958 • 1961

1970 • 1986 • 1988 • 2001

• 2003 • 2007 • 2011

GAME
6



Florida
October 12, 2019

Tiger Stadium
Baton Rouge, La.
7 p.m. CT • ESPN

BREAKDOWN

LSU

Record 5-0, 1-0 SEC
Ranking No. 5 AP/6 Coaches
Last Game October 5 vs. Utah State
Won, 42-7
Head Coach Ed Orgeron (3rd Season)
Career Record 46-36
LSU Record 30-9
vs. Florida 1-2
LSU vs. Florida 29-33-3



Florida

Record 6-0, 3-0 SEC
Ranking No. 7 AP/Coaches
Last Game Oct. 5 vs. Auburn
Won, 24-13
Head Coach Dan Mullen
Career Record 85-49 (11th Season)
Record at UF 16-3 (2nd Season)



COACH LOCATIONS

On The Field

Ed Orgeron, Head Coach
Dave Aranda, Defensive Coordinator
James Cregg, Offensive Line
Bill Johnson, Defensive Line
Mickey Joseph, Wide Receivers
Greg McMahon, Special Teams
Corey Raymond, Defensive Backs
Tommie Robinson, Running Backs

In The Press Box

Joe Brady, Passing Game Coordinator
Bill Busch, Safeties
Steve Ensminger, Offensive Coordinator, QBs

ON THE AIR



Chris Blair, Play-By-Play
Doug Moreau, Analyst
Gordy Rush, Reporter



Chris Fowler, Play-by-Play
Kirk Herbstreit, Analyst
Maria Taylor, Reporter

LSU Media Central

Media can access the current media guide, updated statistics and game notes all in one location at www.LSUsports.net/media.

2019 SCHEDULE

| DATE | OPPONENT/TV | TIME (CT) | SERIES RECORD |
|----------------|---|---------------|------------------------------|
| Aug. 31 | Georgia Southern [SECN] | Won, 55-3 | LSU leads 1-0 |
| Sept. 7 | at No. 9 Texas [ABC] | Won, 45-38 | Texas leads 9-8-1 |
| Sept. 14 | Northwestern State (Purple Game) [SECN] | Won, 65-14 | LSU leads 12-0 |
| Sept. 21 | at Vanderbilt * [SECN] | Won, 66-38 | LSU leads 23-7-1 |
| Oct. 5 | Utah State [SECN] | Won, 42-6 | LSU leads 3-0 |
| Oct. 12 | Florida * (Homecoming) [ESPN] | 7 p.m. | Florida leads 33-29-3 |
| Oct. 19 | at Mississippi State * | TBA | LSU leads 74-35-3 |
| Oct. 26 | Auburn * (Gold Game) | TBA | LSU leads 30-22-1 |
| Nov. 9 | at Alabama * | TBA | Alabama leads 53-25-5 |
| Nov. 16 | at Ole Miss * | TBA | LSU leads 62-41-4 |
| Nov. 23 | Arkansas * (LSU Salutes) | TBA | LSU leads 40-22-2 |
| Nov. 30 | Texas A&M * (Senior Tribute) | TBA | LSU leads 33-20-3 |
| Dec. 7 | SEC Championship [CBS] | 2:30 p.m. | LSU 4-1 in Title Game |

* - Denotes SEC Games | All dates & times are Central and Subject to Change

NEXT UP

► LSU hosts Florida on Saturday night in a sold out Tiger Stadium in a matchup featuring a pair of undefeated Top 10 teams. Kickoff is set for 7 p.m. on ESPN.

► LSU is ranked No. 5 in the AP Poll and No. 6 in the USA Today Coaches' Poll and brings a 5-0 overall mark and a 1-0 league record into the contest. The Tigers are coming off a 42-6 win over Utah State last week.

► Florida is ranked No. 7 in both polls and is 6-0 overall and 3-0 in league play. The Gators are coming off a 24-13 win over Auburn last week.

► Saturday's Top 10 LSU-Florida matchup marks the first time both teams come into the game ranked in the Top 10 since 2015 when the No. 6 Tigers beat the No. 8 Gators, 35-28, in Tiger Stadium on ESPN.

► LSU is off to a 5-0 start for the second straight year and the ninth time since 2003 (17 years).

► The Tigers have won five of their last six games when facing a Top 10 opponent. Last year, LSU set a school record with four Top 10 wins. Earlier this year, LSU beat then-No. 9 Texas, 45-38, in Austin.

► ESPN's College GameDay will broadcast from the Quad in the center of the LSU campus on Saturday, the second time this year the Tigers have been the featured game for the broadcast (at Texas was first time). College GameDay will be making its 13th appearance on the LSU campus.

► LSU head coach Ed Orgeron brings a 30-9 mark in 39 games as the Tiger coach into the contest. Of his 30 wins with the Tigers, 23 have come by double-figures.

► Five of Orgeron's 30 victories have come against teams ranked in the Top 10 in the nation. The five Top 10 wins rank as the fourth-most in school

history, trailing only Les Miles (16 in 12 years), Charles McClendon (10 in 18 years) and Paul Dietzel (6 in 7 years).

► LSU has scored more points (273) through the first five games of the season than any SEC team during the SEC era.

► LSU has scored 40 or more points in the first five games of a season for the first time in school history.

► LSU leads the nation in scoring offense at 54.8 points per game. The Tigers are first in the SEC and No. 2 in the nation in total offense (571.0) and passing offense (416.0).

► QB Joe Burrow leads the SEC in total offense (385.2), passing yards per game (372.8) and passing yards (1,864) and he's second in the league in passing TDs (22) and pass efficiency (216.2 rating). He's completed 127 of 162 passes for 1,864 yards and 22 touchdowns. It's the most completions, passing yards, and TDs through five games than any player in LSU history.

► WRs Ja'Marr Chase and Justin Jefferson rank Nos. 1-2 in the SEC in receiving yards per game with 112.8 and 109.4 respectively. The duo has combined for 53 receptions for 998 yards and 13 touchdowns. WR Terrace Marshall is No. 7 in the league with 76.0 yards per game (20 rec., 304 yards, 6TDs).

► CB Derek Stingley leads the SEC and ranks No. 3 nationally in passes defended with 10 (2.0 per game). Stingley leads the Tigers with a pair of interceptions.

► LB Jacob Phillips ranks No. 4 in the SEC in tackles per game (7.8).

► PK Cade York ranks No. 2 in the SEC in total points (55) and points per game (11.0), while RB Clyde Edwards-Helaire is No. 2 in the league in kickoff returns with a 27.2 average (5 ret., 136 yards).

BY THE NUMBERS

13

Number of players that have scored at least one touchdown for LSU this year.

26

Number of touchdown drives this year for LSU that have taken under three minutes. In 13 games last year, LSU had only 23 TD drives of under three minutes for the entire season.

32

LSU has scored in 32 consecutive quarters dating back to the Rice game last year. It's the longest such streak in school history, bettering the previous mark of 24 set in 2011.

EVERYBODY EATS

273

LSU has scored 273 points through five games for the most points scored in the first five games of a season in SEC history.

20

Burrow has 20 or more completions in eight-straight games for a school record.

1,864

Burrow's passing yards this season, which is second in the nation.

19

A total of 19 players have at least one reception in 2019 already, including all five running backs.

31

LSU is 31-for-31 in the red zone this season, the most red zone scores in the country, and one of four teams with 100 percent red zone success.

6+

Only 18 players in the country have six or more touchdowns this season with three coming from LSU - Justin Jefferson and Ja'Marr Chase.

78.4

Burrow's completion percentage, which is first in the country.

471

Quarterback Joe Burrow threw for 471 yards at Texas for the second most in a game in school history. Burrow's total yardage in the air was the most ever against a Texas team.

3

Wide receivers Justin Jefferson, Ja'Marr Chase and Terrace Marshall Jr. became the first trio in school history with 100 or more receiving yards in a game at Texas.

31

Burrow's 31 completions at Texas were the third most in a game in school history.

6

Burrow set the school record for touchdown passes in a game with six at Vanderbilt.

14

Number of Tigers that caught at least one pass against Georgia Southern to top the previous high of 12 against North Texas in 2005.

66

The most points in regulation of an SEC game in school history.

28

Tied for the most points in a first quarter in school history (2003 vs. Louisiana Tech and 1965 vs. Tulane).



JOE BURROW

127-of-162, 1,864 Yards, 22 Touchdowns

TALKING TIGERS

CLYDE EDWARDS- HELAIRE

65 Attempts, 360 Yards, 5 Touchdowns

JUSTIN JEFFERSON

30 Receptions, 547 Yards, 7 Touchdowns

JA'MARR CHASE

23 Receptions, 451 Yards, 6 Touchdowns

TERRACE MARSHALL JR.

20 Receptions, 304 Yards, 6 Touchdowns

"Not only is LSU football a contender for the College Football Playoff, but it's time to start including Joe Burrow in the Heisman discussion. He's comfortable in an explosive offense with tons of weapons and his team will be in the hunt late into the season."
- Chris Doering
SEC Network

"If you didn't watch it (LSU vs. Texas), then you better be ready for old LSU. Joey Burrow has a new offense. He's got great receivers. I walk out of here tonight with this different approach from LSU. They are attacking. This quarterback is for real. In the year of quarterbacks all around the country, you better add Joe Burrow. This kid is a fighter. It's going to be a lot of fun to watch LSU as they get ready for the SEC West."
- Kirk Herbstreit
ESPN

"This was his coronation, his breakout, his proof on the national stage he belonged."
- Brody Miller
The Athletic

"LSU has never had a quarterback like this. Burrow, with the help of (Joe) Brady and his modern passing attack, has become as much of a threat as any quarterback in the country."
- Barrette Sallee
CBS Sports

"To outsiders, Burrow might sound cocky, brash or even arrogant. For the people who know him best, his self-confidence is simply a product of his preparation and determination to outwork everyone else."
- Mark Schlabach
ESPN Senior Writer



Florida Week

7

MONDAY

Orgeron Press Conference
12:30 p.m. - Tiger Stadium Lawton Room

Practice

3:30 p.m. - McClendon Practice Facility (Open to Media)

Player Interviews

5:30 p.m. - Indoor Field at the McClendon Practice Facility

8

TUESDAY

Practice
3:30 p.m. - McClendon Practice Facility (Open to Media)

9

WEDNESDAY

SEC Teleconference
10 a.m. Orgeron on call

Practice

3:30 p.m. - McClendon Practice Facility (Open to Media)

Coach O Radio Show

7 p.m. - TJ Ribs at Acadian

10

THURSDAY

Practice
No Media Availability

5:30 p.m. - Coach Orgeron Post-Practice Interview (Indoor Facility)

11

FRIDAY

Focus Friday
No Media Availability

12

SATURDAY

Gameday
Florida at LSU
7 p.m. CT | ESPN

13

SUNDAY

Off Day
No Media Availability

LSU Media Services

Ed Orgeron Interviews

Monday Press Luncheon:

LSU head coach Ed Orgeron meets with the media each Monday of game week in the Lawton Room at Tiger Stadium. Lunch is served at 11:30 a.m. followed by comments from the Coach Orgeron at 12:30 p.m. CT. Media members can park in Lot 104 (formerly Lot F) on campus, which is located off Nicholson Drive in front of the track stadium. A transcript of Coach Orgeron's opening statement as well as the question and answer session can be found on www.LSUsports.net.

Listen To Ed Orgeron's Weekly Press Conference

Members of the media can access the audio portion of Coach Orgeron's Weekly Press Luncheon each Monday starting at 12:30 p.m. CT at www.LSUsports.net/live or over the radio in the Baton Rouge area on 104.5 FM.

SEC Teleconference

The 14 SEC coaches are featured on a weekly teleconference each Wednesday at 10 a.m. CT during the regular season. Coach Orgeron speaks for 10 minutes starting at 10 a.m. Contact the LSU Sports Information Department to obtain the phone number to access the call.

Thursday Post-Practice

Coach Orgeron meets with the media at approx. 5:30 p.m. each Thursday during the regular season in the indoor facility at the LSU Operations Center.

LSU Player Interviews

LSU players are available to the media during a typical game week on Monday at 5:30 p.m. on the indoor field at the Football Operations Building. Interview requests for the Monday media opportunity should be made at least 24 hours in advance and emailed to Michael Bonnette (mbonnet@lsu.edu) and Brandon Berrio (bberri1@lsu.edu). Members of the media are not permitted to contact players on their cell phones under any circumstance.

LSU Video Newsfeed

LSU will be distributing video interviews and other highlights via FTP during the 2018 season. A link to download -the newsfeed will be emailed to members of the media each Monday afternoon during the season. Email Michael Bonnette at mbonnet@lsu.edu to be placed on the distribution list.

WHO TO CONTACT

Communications Office • (225) 578-8226

Michael Bonnette • Assoc. AD/Communications

Coach Orgeron and Player Interview Requests |

E-mail: mbonnet@lsu.edu

Brandon Berrio • Asst. Communications Director

Player Interview Requests | E-mail: bberri1@lsu.edu

LSU Director of Digital Media

Todd Politz - todd@lsusp.com

LSU Creative Services

Jason Feirman - jfeirman@lsu.edu (Logos)

Chris Parent - cparen3@lsu.edu (Photos)

Network Operations/SEC Network

Kevin Wagner - jwagne2@lsu.edu

LSU Sports Productions

David Landry - david@lsusp.com

LSU Radio

Chris Blair - chris@lsusp.com

LSU Sports Information Mailing Address

LSU Athletic Administration Building
Baton Rouge, LA 70803

ON THE INTERNET

www.LSUsports.net/media

The Official Website of LSU Athletics is home to all the football information you need. Schedules, results, rosters, bios, statistics and game notes can be found and are always up to date. The GAMEDAY section, updated daily, has all relevant info for the upcoming game.

CollegePressBox.com

Collegepressbox.com is the official media website for SEC Football. Access and download weekly game notes, quotes, statistics, media guides, headshots, logos, flip cards and more for the conference and each of its member schools. Login information will be distributed to accredited media or you can apply for a password by sending an e-mail to password@collegepressbox.com.



LSU Football on Twitter & Facebook

facebook.com/LSUfootball

twitter.com/LSUfootball

instagram.com/LSUfootball

twitter.com/Coach_EdOrgeron

twitter.com/LSUMediaAlerts

LSUsports.net/connect



Ed Orgeron

Head Coach

@Coach_EdOrgeron

Overall Record: 46-36

LSU Record: 30-9

(Fourth year)

THE ORGERON FILE

Year at LSU: Fifth (Third as head coach)

Birthdate: July 27, 1961, in Larose, La.

Wife: Kelly

Children: Tyler, Parker, Cody

High School: South Lafourche High School (Galliano, La.)

College: Northwestern State (La.), 1984

YEAR-BY-YEAR HEAD COACHING RECORD

| YEAR | SCHOOL | OVERALL RECORD |
|----------------|--------------|----------------|
| 2005 | Ole Miss | 3-8 |
| 2006 | Ole Miss | 4-8 |
| 2007 | Ole Miss | 3-9 |
| 2013 | Southern Cal | 6-2 |
| 2016 | LSU | 6-2 |
| 2017 | LSU | 9-4 |
| 2018 | LSU | 10-3 |
| 2019 | LSU | 5-0 |
| Overall | | 46-36 |

PLAYING EXPERIENCE

1981-84 Northwestern (La.) State (defensive line)

COACHING EXPERIENCE

| | |
|------------|---|
| 1984 | Northwestern (La.) State (graduate assistant) |
| 1985 | McNeese State (graduate assistant) |
| 1986-87 | Arkansas (assistant strength coach) |
| 1988-92 | Miami (Fla.) (graduate assistant, 1988; defensive line 1989-92) |
| 1994 | Nicholls State (linebackers) |
| 1995-97 | Syracuse (defensive line) |
| 1998-2004 | Southern Cal (defensive line, 1998-2002; recruiting coordinator, 2001-04) |
| 2005-07 | Ole Miss (head coach) |
| 2008 | New Orleans Saints (defensive line) |
| 2009 | Tennessee (defensive line/recruiting coordinator) |
| 2010-12 | Southern Cal (defensive coordinator/defensive line/recruiting coordinator, 2010-13; interim head coach, 2013) |
| 2015-pres. | LSU (defensive line; recruiting coordinator, 2016; interim head coach, Sept. 25, 2016, head coach, Nov. 26, 2016) |

BOWL EXPERIENCE

| SEASON | BOWL | TEAM | OPPONENT | RESULTS |
|---------------------------|-------------|--------------|---------------|----------|
| AS ASSISTANT COACH | | | | |
| 1986 | Orange | Arkansas | Oklahoma | L, 42-8 |
| 1987 | Liberty | Arkansas | Georgia | L, 20-17 |
| 1988 | Orange | Miami | Nebraska | W, 23-3 |
| 1989 | Sugar | Miami | Alabama | W, 33-25 |
| 1990 | Cotton | Miami | Texas | W, 46-3 |
| 1991 | Orange | Miami | Nebraska | W, 22-0 |
| 1992 | Sugar | Miami | Alabama | L, 34-13 |
| 1995 | Gator | Syracuse | Clemson | W, 41-0 |
| 1996 | Liberty | Syracuse | Houston | W, 30-17 |
| 1997 | Fiesta | Syracuse | Kansas State | L, 35-18 |
| 1998 | Sun | Southern Cal | TCU | L, 28-19 |
| 2001 | Las Vegas | Southern Cal | Utah | L, 10-6 |
| 2002 | Orange | Southern Cal | Iowa | W, 38-17 |
| 2003 | Rose | Southern Cal | Michigan | W, 28-14 |
| 2004 | Orange | Southern Cal | Oklahoma | W, 55-19 |
| 2009 | Chick-fil-A | Tennessee | Virginia Tech | L, 37-14 |
| 2012 | Sun | Southern Cal | Georgia Tech | L, 21-7 |
| 2015 | Texas | LSU | Texas Tech | W, 56-27 |
| AS HEAD COACH | | | | |
| 2016 | Citrus | LSU | Louisville | W, 29-9 |
| 2017 | Citrus | LSU | Notre Dame | L, 21-17 |
| 2018 | Fiesta | LSU | UCF | W, 40-32 |

Ed Orgeron grew up a Tiger fan. He developed a passion for the Tigers at an early age, becoming a fan of some of the all-time LSU greats in the 1970s. Players like Bert Jones, Ronnie Estay, Tommy Casanova and Charles Alexander ignited a purple and gold fire under Orgeron that still burns today.

Now as he enters his third full season as head coach of the Tigers, Orgeron has leveraged his passion and love for LSU into a determination and drive that sees him spend nearly every waking moment focused on LSU football and his vision for the program.

With a "One Team, One Heartbeat" motto and high-energy practices that focus on being crisp and efficient, the players have bought into the Orgeron system, both on and off the field and the results are hard to ignore.

Orgeron has guided the Tigers to a 30-9 overall mark in his 39 games as the LSU head coach. Of his 30 victories, 12 have come against teams ranked in the Top 25, including six over Top-10 opponents. Furthermore, of Coach O's 30 wins, 16 have come against SEC foes and 23 have come by double-digits.

Under Orgeron, the Tigers have played 34-of-39 games ranked in the Top 25, including all 13 games in 2018.

In 2018, Orgeron guided a young and inexperienced LSU team to a 10-3 overall mark and a final ranking of No. 6 nationally. It marked LSU's first 10-win season since 2013 and the highest final ranking for the Tigers since 2011. The Tigers capped the year with a 40-32 victory over No. 7 ranked Central Florida in the Fiesta Bowl, LSU's first New Year's Six Bowl victory since the new format was put in place in 2014.

For the first time in school history, Orgeron directed the Tigers to four wins over Top-10 teams beginning with a season-opening victory over No. 8 Miami. LSU followed that with a road victory over No. 7 Auburn, a home win over No. 3 Georgia and the bowl win over No. 7 UCF. Overall, LSU had five wins over Top 25 teams, which also included a victory over No. 22 Mississippi State.

With a 10-3 mark, Orgeron extended LSU's streak of consecutive years with at least eight victories to 19, the longest current streak among Power 5 schools. The Tigers have also appeared in a bowl game for 19-straight seasons.

Individually, Orgeron's 2018 team produced the school's first Butkus Award winner in Devin White along with three first-team all-Americans in White, cornerback Greedy Williams, and safety Grant Delpit. Delpit became only the ninth unanimous All-America in school history in 2018.

THE COACH O WAY

With the "One Team, One Heartbeat" motto, the Tigers seemingly became a different team overnight under Orgeron and the results that LSU sought soon followed.

As the head coach of the Tigers, Orgeron said he was going to "flip the script" and he assigned a theme for the daily practices. The purpose of the descriptive practice themes for each day during the week is one of the ways that Orgeron and his staff hold the players accountable and focused both prior to and during the workout. The daily practice nicknames are as follows: Tell the Truth Monday, Competition Tuesday, Turnover/No Turnover Wednesday, No Repeat Thursday, and Focus Friday.

Orgeron has also opened the doors for former LSU players to come back and be active in the program. Having former players actively involved is a way for the current Tigers to get a better understanding of who helped build the foundation for the program, while also letting them see first-hand what it means to be a LSU Tiger and the responsibility that goes along with it.

ORGERON COACHING HISTORY

Orgeron, a native of Larose, Louisiana, is LSU's 33rd head football coach, and the first Louisiana native to serve as head coach of the Tigers since West Monroe native Jerry Stovall held the position for four seasons in the early 1980s.

Orgeron, who has also served as head coach at Ole Miss and Southern Cal, is 25-9 at LSU. His career mark as a collegiate head coach is 41-36, however he's 31-11 over his last 42 games. Orgeron went 6-2 as Southern Cal's interim head coach in 2013, taking over a USC team that stumbled to a 3-2 mark over the first five games of the year. Orgeron rallied the Trojans as USC closed out the regular season with wins in six of its final eight games.

Orgeron originally joined the Tiger staff in 2015 as defensive line coach, before adding the title of recruiting coordinator in the spring of 2016.

Prior to joining the LSU staff, Orgeron's last coaching stop came at Southern Cal where he served as recruiting coordinator and defensive line coach for the Trojans for four years (2010-13). Orgeron was elevated to interim head coach at USC for the final eight games of the 2013 season.

Orgeron served two stints at Southern Cal, the first as the Trojans' defensive line coach from 1998 to 2004. Orgeron coached under Paul Hackett at USC for three years from 1998 to 2000 and was one of just a handful of coaches retained by Pete Carroll when he took over as the Trojans' head coach in 2001.

Orgeron left USC in 2005 to become the head coach at Ole Miss, where he went 10-25 in three years with Rebels from 2005-07.

Orgeron spent the 2008 season coaching the defensive line for the New Orleans Saints and then joined Tennessee as defensive line coach and recruiting coordinator in 2009. He returned to Southern Cal following the 2009 season.

Orgeron made a name for himself as a top defensive line coach at the University of Miami from 1988-92, where he coached eight All-Americans, including NFL first-rounders Cortez Kennedy, Russell Maryland and Warren Sapp. In 1988, he was a graduate assistant at Miami, working with the defensive line.

Orgeron also was a graduate assistant at Northwestern (La.) State, his alma mater, in 1984 and McNeese State in 1985, working with the defensive line at both schools, then was an assistant strength coach at Arkansas for two years (1986-87).

Born July 27, 1961, he and his wife, Kelly, have three sons, Tyler, and twins Parker and Cody. Tyler is a member of the LSU football coaching staff, while twins Parker and Cody just completed their second season as part of the McNeese State football team. Parker is a two-year starter at wide receiver for the Cowboys, while Cody enters his first season as the starting quarterback for the Cowboys in 2019.

Away from the field, Coach O and his wife Kelly are active in many community endeavors with most of their time being spent supporting "Basket of Hope," which has the mission of giving hope to children diagnosed with cancer or other serious illness through the delivery of a Basket of Hope filled with toys, games, craft items, stuffed animals, gift cards, and other items. Coach O and Kelly make several trips to local hospitals each year to hand deliver these baskets and to spend time with the children and their families.

ORGERON'S SUPERLATIVES AT LSU

Most Points Scored

| | | | |
|----|----|----------------------|----------|
| 1. | 72 | at Texas A&M | 11/24/18 |
| 2. | 66 | at Vanderbilt | 9/21/19 |
| 3. | 65 | vs. Northwestern St. | 9/14/19 |
| 4. | 55 | vs. Georgia Southern | 8/31/19 |
| 5. | 54 | at Texas A&M | 11/24/16 |

Fewest Points Allowed

| | | | |
|----|---|--------------------------|----------|
| 1. | 0 | vs. Southeastern La. | 9/8/18 |
| | 0 | vs. BYU (in New Orleans) | 9/2/17 |
| 3. | 3 | vs. Mississippi St. | 10/20/18 |
| | 3 | vs. Georgia Southern | 8/31/19 |
| 5. | 6 | vs. Utah St. | 10/5/19 |

Most First Downs

| | | | |
|----|----|------------------------------|----------|
| 1. | 33 | vs. Ole Miss | 9/29/18 |
| 2. | 32 | vs. Utah St. | 10/5/19 |
| | 32 | vs. UCF (in Glendale, Ariz.) | 1/1/19 |
| 4. | 31 | vs. Northwestern St. | 9/14/19 |
| | 31 | at Texas A&M | 11/24/18 |
| | 31 | vs. Rice | 11/17/18 |

Fewest First Downs Allowed

| | | | |
|----|----|-----------------------------|----------|
| 1. | 6 | vs. BYU (in New Orleans) | 9/2/17 |
| 2. | 8 | vs. Georgia Southern | 8/31/19 |
| 3. | 11 | vs. Louisville (in Orlando) | 12/31/16 |
| 4. | 10 | vs. Utah St. | 10/5/19 |
| 4. | 12 | at Tennessee | 11/18/17 |
| | 12 | vs. Chattanooga | 9/9/17 |

Most Rushing Attempts

| | | | |
|----|----|------------------------------|----------|
| 1. | 57 | vs. BYU (in New Orleans) | 9/2/17 |
| 2. | 56 | vs. Texas A&M | 10/25/17 |
| 3. | 55 | at Ole Miss | 10/21/17 |
| 4. | 52 | vs. UCF (in Glendale, Ariz.) | 1/1/19 |
| | 52 | vs. Missouri | 10/1/16 |

Opponent's Fewest Rushing Attempts

| | | | |
|----|----|--------------------------|----------|
| 1. | 14 | vs. BYU (in New Orleans) | 9/2/17 |
| 2. | 19 | at Arkansas | 11/10/18 |
| 3. | 22 | vs. Utah St. | 10/5/9 |
| | 22 | vs. Missouri | 10/1/16 |
| 5. | 23 | vs. Northwestern St. | 9/14/19 |

Most Rushing Yards

| | | | |
|----|-----|--------------|----------|
| 1. | 418 | vs. Missouri | 10/1/16 |
| 2. | 393 | at Ole Miss | 10/21/17 |
| 3. | 390 | at Arkansas | 11/12/16 |
| 4. | 311 | vs. Ole Miss | 10/22/16 |
| 5. | 298 | at Texas A&M | 11/24/16 |

Fewest Rushing Yards Allowed

| | | | |
|----|----|--------------------------|----------|
| 1. | -5 | vs. BYU (in New Orleans) | 9/2/17 |
| 2. | 16 | at Arkansas | 11/10/18 |
| 3. | 19 | vs. Utah St. | 10/5/19 |
| 4. | 38 | at Tennessee | 11/18/17 |
| 5. | 46 | vs. Northwestern St. | 9/14/19 |

Most Passes Attempted

| | | | |
|----|----|----------------------|----------|
| 1. | 39 | vs. Utah St. | 10/5/19 |
| | 39 | at Texas | 9/07/19 |
| | 39 | at Texas A&M | 11/24/18 |
| | 39 | vs. Georgia Southern | 8/31/19 |
| 5. | 35 | vs. Alabama | 11/3/18 |
| | 35 | at Auburn | 9/15/18 |

Most Passes Completed

| | | | |
|----|----|----------------------|----------|
| 1. | 31 | at Texas | 9/07/19 |
| 2. | 30 | vs. Georgia Southern | 8/31/19 |
| 3. | 29 | vs. Northwestern St. | 9/14/19 |
| 4. | 28 | vs. Utah St. | 10/5/19 |
| 5. | 26 | at Vanderbilt | 9/21/19 |
| | 26 | at Texas A&M | 11/24/18 |

Opponent's Fewest Pass Attempts

| | | | |
|----|----|----------------------|----------|
| 1. | 11 | vs. Georgia Southern | 8/31/19 |
| | 15 | vs. Rice | 11/17/18 |
| 3. | 16 | at Florida | 10/7/17 |
| 4. | 17 | vs. Florida | 11/19/16 |
| 5. | 19 | vs. Alabama | 11/5/16 |

Opponent's Fewest Passes Completed

| | | | |
|----|---|----------------------|----------|
| 1. | 4 | vs. Georgia Southern | 8/31/19 |
| 2. | 7 | vs. Rice | 11/17/18 |
| | 7 | vs. Florida | 11/19/16 |
| 4. | 8 | vs. Mississippi St. | 10/20/18 |
| 5. | 9 | vs. Auburn | 10/14/17 |

Most Passing Yards

| | | | |
|----|-----|------------------------------|----------|
| 1. | 488 | vs. Northwestern St. | 9/14/19 |
| 2. | 471 | at Texas | 9/07/19 |
| 3. | 418 | at Vanderbilt | 9/21/19 |
| 4. | 394 | vs. UCF (in Glendale, Ariz.) | 1/1/19 |
| 5. | 372 | vs. Rice | 11/17/18 |

Opponent's Fewest Passing Yards

| | | | |
|----|-----|--------------------------|----------|
| 1. | 24 | vs. Georgia Southern | 8/31/19 |
| 2. | 59 | vs. Mississippi St. | 10/20/18 |
| 3. | 101 | vs. Rice | 11/17/18 |
| 4. | 102 | vs. BYU (in New Orleans) | 9/2/17 |
| 5. | 107 | vs. Alabama | 11/5/16 |

Most Yards of Total Offense

| | | | |
|----|-----|----------------------|----------|
| 1. | 634 | vs. Missouri | 10/1/16 |
| 2. | 622 | at Texas A&M | 11/24/16 |
| 3. | 610 | vs. Northwestern St. | 9/14/19 |
| 4. | 601 | vs. Utah St. | 10/5/19 |
| | 601 | vs. Texas A&M | 11/25/17 |

Opponent's Fewest Yards of Total Offense

| | | | |
|----|-----|--------------------------|----------|
| 1. | 97 | vs. BYU (in New Orleans) | 9/2/17 |
| 2. | 98 | vs. Georgia Southern | 8/31/19 |
| 3. | 198 | vs. Rice | 11/17/18 |
| 4. | 159 | vs. Utah St. | 10/5/19 |
| 5. | 216 | at Arkansas | 11/10/18 |

Highest Punting Average (min. 3)

| | | | |
|----|-------|----------------------|----------|
| 1. | 58.0 | vs. Southern Miss | 10/15/16 |
| 2. | 51.7 | vs. Georgia Southern | 8/31/19 |
| 3. | 49.2 | at Tennessee | 11/18/17 |
| 4. | 49.16 | at Auburn | 9/15/18 |
| 5. | 47.7 | vs. Missouri | 10/1/16 |

Highest Time of Possession

| | | | |
|----|-------|------------------------------|----------|
| 1. | 44:31 | vs. UCF (in Glendale, Ariz.) | 1/1/19 |
| 2. | 42:33 | vs. Missouri | 10/1/16 |
| 3. | 41:03 | vs. Utah St. | 10/5/19 |
| 4. | 37:40 | at Ole Miss | 10/21/17 |
| 5. | 37:36 | vs. Notre Dame (in Orlando) | 1/1/18 |

Longest Scoring Drive (By Yards)

| | | | |
|----|----|--------------------------------|----------|
| 1. | 99 | vs. Utah St. (13 plays) | 10/5/19 |
| 2. | 97 | vs. Ole Miss (7 plays) | 10/22/16 |
| 3. | 96 | vs. Southeastern La. (7 plays) | 9/8/18 |
| 4. | 95 | at Arkansas (2 plays) | 11/12/16 |
| 5. | 93 | vs. Missouri (5 plays) | 10/1/16 |

Longest Scoring Drive (By Time)

| | | | |
|----|------|--------------------------------------|----------|
| 1. | 7:24 | at Arkansas (14-77) | 11/10/18 |
| 2. | 7:13 | vs. BYU (in New Orleans) (13-66) | 9/2/17 |
| 3. | 7:12 | vs. UCF (in Glendale, Ariz.) (12-78) | 1/1/19 |
| 4. | 6:55 | at Arkansas (13-84) | 11/12/16 |
| 5. | 6:42 | vs. Utah St. (13-99) | 10/5/19 |

Longest Scoring Drive (By Plays)

| | | | |
|----|----|-------------------------------|----------|
| 1. | 15 | at Texas A&M (90 yds.) | 11/24/18 |
| | 15 | vs. Mississippi St. (64 yds.) | 10/20/18 |
| | 15 | vs. Georgia (50 yds.) | 10/13/18 |
| 4. | 14 | at Arkansas (77 yds.) | 11/10/18 |
| | 14 | at Auburn (52 yds.) | 9/15/18 |

ORGERON'S RECORD VS. OPPONENTS

| | |
|-------------------|--------------|
| Alabama | 0-6 |
| Arkansas | 3-3 |
| Auburn | 2-3 |
| Florida | 1-3 |
| Georgia | 1-2 |
| Kentucky | 1-1 |
| LSU | 0-3 |
| Mississippi State | 2-3 |
| Missouri | 1-2 |
| Ole Miss | 3-0 |
| South Carolina | 0-0 |
| Tennessee | 1-1 |
| Texas A&M | 2-1 |
| Vanderbilt | 2-2 |
| VS. SEC | 19-30 |

| | |
|-------------------|------------|
| Arizona | 1-0 |
| California | 1-0 |
| Colorado | 1-0 |
| Oregon St. | 1-0 |
| Stanford | 1-0 |
| UCLA | 0-1 |
| Utah | 1-0 |
| VS. Pac-12 | 6-1 |
| Texas | 1-0 |
| VS. Big-12 | 1-0 |
| Memphis | 3-0 |
| UCF | 1-0 |
| VS. AAC | 4-0 |

| | |
|------------------------|------------|
| Louisville | 1-0 |
| Miami | 1-0 |
| Syracuse | 1-0 |
| Wake Forest | 0-1 |
| VS. ACC | 3-1 |
| LA Tech | 2-0 |
| Rice | 1-0 |
| Southern Miss | 1-0 |
| VS. C-USA | 4-0 |
| BYU | 1-0 |
| Notre Dame | 0-2 |
| VS. Independent | 1-2 |

| | |
|------------------------------------|------------|
| Utah St. | 1-0 |
| Wyoming | 0-1 |
| Record v. MWC | 1-1 |
| Chattanooga | 1-0 |
| The Citadel | 1-0 |
| VS. Southern Conference 2-0 | |
| Northwestern LA | 3-0 |
| Southeastern LA | 1-0 |
| VS. Southland | 4-0 |
| Georgia Southern | 1-0 |
| Troy | 0-1 |
| VS. Sun Belt | 1-1 |

TRACKING THE TIGERS

| WEEK | AP | COACHES | CFP |
|-----------|----|---------|-----|
| Preseason | 6 | 6 | -- |
| Week 2 | 6 | 6 | -- |
| Week 3 | 4 | 5 | -- |
| Week 4 | 4 | 5 | -- |
| Week 5 | 5 | 6 | -- |
| Week 6 | 5 | 6 | -- |
| Week 7 | - | - | -- |
| Week 8 | - | - | -- |
| Week 9 | - | - | -- |
| Week 10 | - | - | -- |
| Week 11 | - | - | -- |
| Week 12 | - | - | -- |
| Week 13 | - | - | -- |
| Week 14 | - | - | -- |
| Week 15 | - | - | -- |

AMWAY COACHES POLL

| RK. | TEAM | REC. | POINTS | PREV |
|----------|----------------|------------|-------------|----------|
| 1 | Alabama (42) | 5-0 | 1602 | 1 |
| 2 | Clemson (20) | 5-0 | 1531 | 2 |
| 3 | Georgia | 5-0 | 1459 | 3 |
| 4 | Ohio State (3) | 6-0 | 1422 | 5 |
| 5 | Oklahoma | 5-0 | 1378 | 4 |
| 6 | LSU | 5-0 | 1364 | 6 |
| 7 | Florida | 6-0 | 1218 | 8 |
| 8 | Wisconsin | 5-0 | 1164 | 9 |
| 9 | Penn State | 5-0 | 1051 | 11 |
| 10 | Notre Dame | 4-1 | 1033 | 10 |
| 11 | Texas | 4-1 | 971 | 12 |
| 12 | Auburn | 5-1 | 929 | 7 |
| 13 | Oregon | 4-1 | 866 | 13 |
| 14 | Boise State | 5-0 | 732 | 15 |
| 15 | Utah | 4-1 | 655 | 17 |
| 16 | Michigan | 4-1 | 648 | 18 |
| 17 | Wake Forest | 5-0 | 498 | 20 |
| 18 | Iowa | 4-1 | 441 | 14 |
| 19 | Virginia | 4-1 | 345 | 22 |
| 20 | Memphis | 5-0 | 318 | 23 |
| 21 | Texas A&M | 3-2 | 306 | 21 |
| 22 | SMU | 6-0 | 246 | NR |
| 23 | Baylor | 5-0 | 234 | NR |
| 24 | Arizona State | 4-1 | 228 | NR |
| 25 | Minnesota | 5-0 | 131 | NRt |

AP POLL

| RK. | TEAM | REC. | POINTS | PREV |
|----------|-----------------|------------|--------------|----------|
| 1 | Alabama (32) | 5-0 | 1,503 | 1 |
| 2 | Clemson (15) | 5-0 | 1,433 | 2 |
| T-3 | Ohio State (10) | 6-0 | 1,393 | 4 |
| T-3 | Georgia (3) | 5-0 | 1,393 | 3 |
| 5 | LSU (2) | 5-0 | 1,352 | 5 |
| 6 | Oklahoma | 5-0 | 1,268 | 6 |
| 7 | Florida | 6-0 | 1,163 | 10 |
| 8 | Wisconsin | 5-0 | 1,105 | 8 |
| 9 | Notre Dame | 4-1 | 1,046 | 9 |
| 10 | Penn State | 5-0 | 958 | 12 |
| 11 | Texas | 4-1 | 947 | 11 |
| 12 | Auburn | 5-1 | 920 | 7 |
| 13 | Oregon | 4-1 | 828 | 13 |
| 14 | Boise State | 5-0 | 654 | 16 |
| 15 | Utah | 4-1 | 624 | 17 |
| 16 | Michigan | 4-1 | 618 | 19 |
| 17 | Iowa | 4-1 | 454 | 14 |
| 18 | Arizona State | 4-1 | 388 | 20 |
| 19 | Wake Forest | 5-0 | 380 | 22 |
| 20 | Virginia | 4-1 | 353 | 23 |
| 21 | SMU | 6-0 | 285 | 24 |
| 22 | Baylor | 5-0 | 260 | NR |
| 23 | Memphis | 5-0 | 189 | NR |
| 24 | Texas A&M | 3-2 | 165 | 25 |
| 25 | Cincinnati | 4-1 | 118 | NR |

NOTEBOOK

Another Top-10 Matchup Inside Tiger Stadium

- ▶ When LSU and Florida meet on Saturday, it will be the 18th top-10 matchup inside Tiger Stadium.
- ▶ LSU is 11-6 in these top-10 games since 1958.
- ▶ It's the fourth, top-10 meeting between LSU and Florida with the Tigers winning those games in 2007 and 2015.
- ▶ The following is a look at the highest-ranked matchups in Tiger Stadium history:

| Date | Matchup | Result |
|------|------------------------------------|-----------------------------|
| 1958 | No. 1 LSU vs. No. 6 Ole Miss | LSU 14, Ole Miss 0 |
| 1959 | No. 1 LSU vs. No. 9 TCU | LSU 10, TCU 0 |
| 1959 | No.1 LSU vs. No. 3 Ole Miss | LSU 7, Ole Miss 3 |
| 1961 | No.6 LSU vs. No. 2 Ole Miss | LSU 10, Ole Miss 7 |
| 1962 | No.4 LSU vs. No. 6 Ole Miss | Ole Miss 15, LSU 7 |
| 1972 | No.8 LSU vs. No. 9 Auburn | LSU 35, Auburn 7 |
| 1973 | No.7 LSU vs. No. 2 Alabama | Alabama 21, LSU 7 |
| 1987 | No.4 LSU vs. No. 7 Ohio State | LSU 13, Ohio State 13 (tie) |
| 2005 | No.4 LSU vs. No. 10 Tennessee | Tennessee 30, LSU 27 (OT) |
| 2007 | No.2 LSU vs. No. 9 Virginia Tech | LSU 48, Virginia Tech 7 |
| 2007 | No.1 LSU vs. No. 9 Florida | LSU 28, Florida 24 |
| 2009 | No.4 LSU vs. No. 1 Florida | Florida 13, LSU 3 |
| 2011 | No. 1 LSU vs. No. 3 Arkansas | LSU 41, Arkansas 17 |
| 2012 | No. 9 LSU vs. No. 3 South Carolina | LSU 23, South Carolina 21 |
| 2012 | No. 5 LSU vs. No. 1 Alabama | Alabama 21, LSU 17 |
| 2015 | No. 6 LSU vs. No. 8 Florida | LSU 35, Florida 28 |
| 2018 | No. 3 LSU vs. No. 1 Alabama | Alabama 29, LSU 0 |
| 2019 | No. 5 LSU vs. No. 7 Florida | -- |

LSU Will Make Its 29th Appearance on ESPN's College GameDay This Saturday

- ▶ ESPN College GameDay will be in Baton Rouge for the top-10 matchup between LSU and Florida.
- ▶ The show will air from the LSU quad from 8-11 a.m. CT on ESPN.
- ▶ It will be the 29th time LSU is involved in a game with ESPN College GameDay on location.
- ▶ The Tigers have now made at least one appearance on the popular show in 16 of the last 17 seasons.
- ▶ LSU is 16-12 in games in which ESPN College GameDay is on hand.
- ▶ Lee Corso has picked LSU and put on the Mike the Tiger head 19 times. The Tigers are 13-6 overall when picked by Corso to win the game.
- ▶ Corso picked LSU when the Tigers traveled to Austin earlier this season.
- ▶ LSU last appeared on ESPN College Gameday for the Tigers' non-conference road game against Texas in Austin.

- ▶ The following is a look at visits by ESPN College GameDay that involved an LSU game:

| Year | Matchup | Location | Result |
|------|--------------------------------|------------------------------|-------------|
| 1996 | #11 LSU vs. #10 Alabama | Baton Rouge - PMAC ramps | L, 26-0 |
| 1997 | #14 LSU vs. #1 Florida | Baton Rouge - PMAC ramps | W, 28-21 |
| 2003 | #11 LSU vs. #7 Georgia | Baton Rouge - PMAC ramps | W, 17-10 |
| 2004 | #2 LSU vs. #3 Oklahoma | New Orleans, La. | W, 21-14 |
| 2004 | #4 LSU vs. Oregon State | Baton Rouge - Parade Grounds | W, 22-21 OT |
| 2005 | #5 LSU at #4 Alabama | Tuscaloosa, Ala. | W, 16-13 OT |
| 2006 | #9 LSU at #5 Florida | Gainesville, Fla. | L, 23-10 |
| 2007 | #2 LSU vs. #9 Virginia Tech | Baton Rouge - Parade Grounds | W, 48-7 |
| 2007 | #1 LSU vs. #9 Florida | Baton Rouge - Parade Grounds | W, 28-24 |
| 2007 | #2 LSU vs. #1 Ohio State | New Orleans, La. | W, 38-24 |
| 2008 | #6 LSU at #9 Auburn | Auburn, Ala. | W, 26-21 |
| 2008 | #15 LSU vs. #1 Alabama | Baton Rouge - Old Front Nine | L, 27-21 OT |
| 2009 | #4 LSU vs. #1 Florida | Baton Rouge - Parade Grounds | L, 13-3 |
| 2010 | #16 LSU vs. #18 North Carolina | Atlanta, Ga. | W, 30-24 |
| 2011 | #4 LSU vs. #3 Oregon | Arlington, Texas | W, 40-27 |
| 2011 | #2/3 LSU at #16 West Virginia | Morgantown, W.Va. | W, 47-21 |
| 2011 | #1 LSU vs. #2 Alabama | Tuscaloosa, Ala. | W, 9-6 (OT) |
| 2011 | #1 LSU vs. #12 Georgia | Atlanta, Ga. | W, 42-10 |
| 2011 | #1 LSU vs. #2 Alabama | New Orleans, La. | L, 21-0 |
| 2012 | #5 LSU vs. #1 Alabama | Baton Rouge - Parade Grounds | L, 21-17 |
| 2013 | #6 LSU at #9 Georgia | Athens, Ga. | L, 44-41 |
| 2013 | #10 LSU at #1 Alabama | Tuscaloosa, Ala. | L, 38-17 |
| 2014 | #24/23 LSU vs. #3 Ole Miss | Baton Rouge - Parade Grounds | W, 10-7 |
| 2015 | #2 LSU at #4 Alabama | Tuscaloosa, Ala. | L, 30-16 |
| 2016 | #6 LSU vs. Wisconsin | Green Bay, Wisc | L, 16-14 |
| 2016 | #19 LSU vs. #1 Alabama | Baton Rouge - LSU Quad | L, 10-0 |
| 2018 | #4 LSU vs. #1 Alabama | Baton Rouge - LSU Quad | L, 29-0 |
| 2019 | #6 LSU at #10 Texas | Austin, Texas | W, 45-38 |
| 2019 | #5 LSU vs. No. 7 Florida | Baton Rouge, La. - LSU Quad | -- |

LSU's 273 Points in Five Games Sets SEC Record

- ▶ The potent LSU offense has scored 273 points through the Tigers' first five games of 2019 to set a new SEC record.
- ▶ LSU scored 55 against Georgia Southern, 45 at Texas, 65 against Northwestern State, 66 at Vanderbilt and 42 against Utah State.
- ▶ The 273 points broke the record originally owned by the 2018 Alabama team with 271.

LSU Offense Has Scored in 32 Straight Quarters

- ▶ Dating back to the beginning of the Rice game last season, LSU has scored in every quarter.
- ▶ The streak is the longest in school history.
- ▶ In that span of eight games, LSU is 7-1 and outscored its opponents 427-215.

Double-Digit Wins Under Coach O

- ▶ Ed Orgeron has won 30 games as head coach of the Tigers with 23 of those coming by double-digits.
- ▶ All six of LSU's wins under Orgeron in 2016 came by double-figures and in 2017 the Tigers won six of their nine games by at least 10 points.
- ▶ A year ago, eight of LSU's 10 wins came by double-figures, including a 20-point win over No. 2 Georgia.
- ▶ LSU won the 2019 season opener against Georgia Southern by 52 points, defeated Northwestern State by 51 points in week three, beat Vanderbilt by 28 and defeated Utah State by 35.

Burrow's Streak of 20+ Completions Up to School Record Eight Games

- ▶ LSU quarterback Joe Burrow has completed 20 or more passes in his last eight games dating back to the 2018 season.
- ▶ Burrow became the first quarterback in school history to complete 20 or more passes in four-straight games in the season opener against Georgia Southern.
- ▶ Tommy Hodson finished with 20 or more completions in three straight-games during the 1987 season.
- ▶ LSU as a team has only totaled 20 or more completions in three-straight games four times including Burrow's current streak (1985, 1986, 1987, 2019).
- ▶ Burrow's current streak is 20 vs. Rice, 25 vs. Texas A&M, 21 vs. UCF, 23 vs. Georgia Southern, 31 vs. Texas, 21 vs. Northwestern State, 25 at Vanderbilt and 27 vs. Utah State.

LSU Is 10-1 In October Under Orgeron

- ▶ LSU goes into the Florida game with a 10-1 overall mark during the month of October under Ed Orgeron.
- ▶ Five of LSU's 10 October wins under Orgeron have come against Top 25 teams, which includes a 36-16 win over No. 2 Georgia and No. 22 Mississippi State last year.
- ▶ LSU's only October loss under Orgeron came at Florida last year by a 27-19 count.

LSU vs. SEC Eastern Division

- ▶ LSU has won 10 of its last 12 games against SEC Eastern Division foes.
- ▶ Florida is the only team from the eastern division to defeat the Tigers during that stretch as they did it in the first week of October in 2018 as well as in November 2016.
- ▶ Prior to the Florida loss in 2016, LSU hadn't dropped a game to a SEC East team since a 44-41 setback at No. 9 Georgia in 2013.

LSU's Scored 30 Or More Points in Record Eight Straight Games

- ▶ For the first time in school history, LSU has scored 30 or more points in eight straight games.
- ▶ LSU's 30-point streak started last year when the Tigers scored 42 points against Rice, followed by 72 against Texas A&M and 40 vs. Central Florida.
- ▶ The Tigers followed that by scoring at least 40 points in their first five games in 2019. The seven straight games bettered the previous mark of six, which was set on three other occasions – 2002, 2013, and 2015.

LSU's 17-1 Under Orgeron When Having A 100-Yard Rusher

- ▶ In 39 games under Ed Orgeron, LSU has posted a 17-1 mark when having a 100-yard rusher.
- ▶ The Tigers are 1-0 in 2019 when a player reaches the 100-yard mark. Clyde Edwards-Helaire rushed for 106 yards in LSU's win over Vanderbilt on Sept. 21.
- ▶ The only game that LSU lost when having a 100-yard rusher came in the 70T loss to Texas A&M last year when QB Joe Burrow accounted for 100 rushing yards.
- ▶ LSU was 5-1 in 2018 when having a 100-yard rusher, 5-0 in 2017 and 6-0 under Orgeron in 2016 when a player reaches the milestone.

LSU Is 28-2 Under Orgeron When Reaching the 20-Point Mark

- ▶ LSU has a 28-2 mark in 39 games under Ed Orgeron when scoring at least 20 points in a game.
- ▶ The Tigers are 5-0 in 2019 when scoring at least 20 points. In games decided in regulation, LSU is 28-1 when scoring at least 20 points.
- ▶ LSU's only two losses during the Orgeron era when scoring 20 points came in 2017 against Troy (lost, 24-21) and in 2018 in a 70T loss to Texas A&M by a 74-72 count.
- ▶ LSU was 6-0 in 2016 under Orgeron when scoring at least 20 points, followed by an 8-1 mark in 2017 and a 9-1 record in 2018.

Burrow-to-Jefferson TD Tandem Ranks No. 9 in LSU History

- ▶ LSU quarterback Joe Burrow has connected with WR Justin Jefferson for 13 touchdowns during their career, which ties the duo for the eighth-best QB-to-WR touchdown combinations in school history.
- ▶ Burrow and Jefferson connected for six touchdowns in 2018 and have followed that up with seven scores already in 2019.
- ▶ The 13 TD passes between Burrow and Jefferson tie them the duos of Tommy Hodson and Eddie Fuller and Rohan Davey and Josh Reed for sixth.
- ▶ The school record for QB-to-WR TD combinations is held by JaMarcus Russell-Dwayne Bowe, who did it 23 times.

Burrow on Pace to Smash Season Passing Touchdown Record

- ▶ LSU quarterback Joe Burrow has thrown 22 touchdown passes in 2019, which is tied with Zach Mettenberger and Tommy Hodson for the third most in school.
- ▶ Burrow needs just seven touchdown passes this season to break the LSU record of 28 set by Matt Mauck in 2003 and tied by JaMarcus Russell in 2006.
- ▶ In five games this season, Burrow has thrown for four or more touchdowns four times. He tied the school record for touchdown passes in a game with five in the season opener and went on to break the record with six at Vanderbilt.
- ▶ Burrow has thrown 38 touchdown passes in his career. That number is good for fourth in school history. He trails Herb Tyler with 40, JaMarcus Russell with 52 and Hodson who holds the record with 69.

TIGER TRENDS

| | 2019 | Orgeron Streak | |
|---------------------------------------|------|----------------|-----|
| August | 1-0 | 1-0 | W1 |
| September | 3-0 | 11-2 | W8 |
| October | 1-0 | 9-1 | W3 |
| November | 0-0 | 7-5 | L1 |
| December-January | 0-0 | 2-1 | W1 |
| LSU's Conference Record... | | | |
| at home | 0-0 | 8-3 | L1 |
| on the road | 1-0 | 8-4 | W1 |
| LSU's Non-Conference Record... | | | |
| at home | 3-0 | 9-1 | W6 |
| on the road | 1-0 | 1-0 | W6 |
| neutral | 0-0 | 4-1 | W2 |
| LSU vs. Ranked Opponents... | | | |
| at home | 0-0 | 4-3 | L1 |
| on the road | 1-0 | 5-3 | W1 |
| neutral | 0-0 | 3-1 | W2 |
| LSU's Record in Games... | | | |
| decided by 7 pts or less | 1-0 | 5-3 | W1 |
| decided by 3 pts or less | 0-0 | 2-2 | L1 |
| Away/neutral during day | 1-0 | 4-2 | W1 |
| Away/neutral at night | 1-0 | 9-3 | W2 |
| Home during day | 1-0 | 4-1 | W4 |
| Home at night | 2-0 | 12-3 | W3 |
| LSU's Record When Scoring... | | | |
| less than 20 points | 0-0 | 1-7 | L1 |
| 20+ points | 4-0 | 26-2 | W5 |
| 30+ points | 5-0 | 27-1 | W6 |
| LSU's Record When Allowing... | | | |
| 14 or fewer points | 3-0 | 14-1 | W13 |
| 24 or fewer points | 3-0 | 24-5 | W12 |
| 25+ points | 2-0 | 5-4 | W3 |
| LSU's Record When... | | | |
| Leading after the 1st qtr | 4-0 | 24-2 | W8 |
| Trailing after the 1st qtr | 1-0 | 5-3 | W2 |
| Tied after the 1st qtr | 0-0 | 1-3 | L4 |
| Leading at halftime | 5-0 | 25-1 | W23 |
| Trailing at halftime | 0-0 | 2-7 | L3 |
| Tied at halftime | 0-0 | 3-1 | W1 |
| Leading after the 3rd qtr | 5-0 | 28-1 | W14 |
| Trailing after the 3rd qtr | 0-0 | 2-6 | L3 |
| Tied after the 3rd qtr | 0-0 | 0-1 | L1 |
| LSU's Record With... | | | |
| less than 300 yds total offense | 0-0 | 3-3 | L1 |
| 300+ yards total offense | 5-0 | 27-6 | W6 |
| 400+ yards total offense | 5-0 | 21-3 | W6 |
| 500+ yards total offense | 4-0 | 13-0 | W14 |
| 600+ yards total offense | 2-0 | 3-0 | W17 |
| less than 100 yards rush | 0-0 | 0-2 | L13 |
| 100+ yards rushing | 5-0 | 30-7 | W6 |
| 150+ yards rushing | 2-0 | 25-6 | W3 |
| 200+ yards rushing | 1-0 | 14-2 | W1 |
| 250+ yards rushing | 0-0 | 9-0 | W13 |
| less than 200 yards pass | 0-0 | 8-5 | W1 |
| 200+ yards passing | 5-0 | 21-4 | W6 |
| 300+ yards passing | 5-0 | 9-0 | W9 |
| 350+ yards passing | 5-0 | 8-0 | W8 |
| 400+ yards passing | 3-0 | 4-0 | W4 |
| LSU's Record When Allowing... | | | |
| less than 200 total yards | 2-0 | 4-0 | W20 |
| less than 300 total yards | 3-0 | 16-2 | W11 |
| less than 400 total yards | 4-0 | 25-5 | W7 |
| 400+ yards total offense | 1-0 | 3-3 | W1 |
| less than 100 yards rush | 3-0 | 16-0 | W24 |
| 100+ yards rush | 2-0 | 12-9 | W2 |
| less than 200 yards pass | 2-0 | 17-5 | W5 |
| less than 300 yards pass | 4-0 | 25-7 | W5 |
| 300+ yards pass | 1-0 | 3-0 | W6 |

PRESEASON HONORS

Joe Burrow

- O'Brien Award
- Maxwell Award
- Manning Award
- Golden Arm Award
- Third Team All-SEC

K'Lavon Chaisson

- Butkus Award
- ESPN All-America Team

Lloyd Cushenberry III

- Rimington Award
- First Team All-SEC

Grant Delpit

- Walter Camp Award
- Thorpe Award
- Bednarik Award
- First Team All-SEC
- First Team Sporting News All-America Team
- First Team AP All-America Team
- ESPN All-America Team

Michael Divinity

- Butkus Award

Clyde Edwards-Helaire

- Hornung Award
- Maxwell Award

Blake Ferguson

- Wuerffel Award

Kristian Fulton

- Nagurski Award
- Bednarik Award
- Second Team All-SEC
- Second Team AP All-America Team

Justin Jefferson

- Biletnikoff Award
- Third Team All-SEC

Damien Lewis

- Second Team All-SEC

Rashard Lawrence

- Hendricks Award
- First Team All-SEC

Jacob Phillips

- Nagurski Award
- Butkus Award
- Third Team All-SEC

Patrick Queen

- Butkus Award

Zach Von Rosenberg

- Ray Guy Award
- Third Team All-SEC

Burrow Over 4,000 Career, 1,500 Season Passing Yards

- LSU quarterback Joe Burrow has thrown for 1,864 yards in 2019 and 4,758 yards in his career.
- Burrow is the 10th quarterback in school history to throw for more than 4,000 yards in a career and ranks seventh in school history.
- Burrow passed LSU quarterbacks Matt Mauck, Jarrett Lee and Josh Booty on the program's career passing yards list.

Career Passing Yards Gained

| | | | |
|----|-------|-----------------------------|--------------|
| 1. | 9,115 | Tommy Hodson (674-1,163) | 1986-89 |
| 2. | 6,921 | Jeff Wickersham (587-1,005) | 1982-85 |
| 3. | 6,625 | JaMarcus Russell (493-797) | 2004-06 |
| 4. | 6,158 | Jamie Howard (459-934) | 1992-95 |
| 5. | 5,876 | Herb Tyler (434-715) | 1995-98 |
| 6. | 5,783 | Zach Mettenberger (407-659) | 2011-13 |
| 7. | 4,758 | Joe Burrow (346-541) | 2018-Present |

Edwards-Helaire Becomes 50th Tiger with 1,000 Career Rushing Yards

- Junior RB Clyde Edwards-Helaire rushed for 72 yards against Utah State, becoming the 50th player in school history to reach the 1,000-yard mark for his career.
- Edwards-Helaire currently has rushed for 1,049 yards in 31 games with the Tigers. He rushed for 31 yards as a true freshman in 2017, followed by 658 in 2018. He has rushed for 360 yards on 65 attempts in five games this year.
- Kevin Faulk, who is the director of player development for LSU football, holds the school record for rushing yards with 4,557.

This Isn't The Old LSU Offense

- LSU offensive coordinator Steve Ensminger and passing game coordinator Joe Brady promised a spread attack and they've delivered in 2019.
- LSU has scored 273 points this season, the most in SEC history in the first five games of a season.
- LSU is 31-for-31 in the red zone this year with 26 of the trips resulting in touchdowns.
- The Tigers are one off four teams in the nation with perfect scoring percentage in the red zone. The 31 scores are the most in the nation.
- LSU has a combined 2,080 yards passing in 2019. As a team, LSU has passed for 300-plus yards in six straight games dating back to 2018 for the first time in school history.

Offense Tops Multiple SEC Offensive Categories, Among Best in the Nation

- The LSU offense leads the SEC in scoring offense, total offense, third down conversion percentage and passing offense after six weeks of the season.
- LSU is first in the nation in red zone offense and scoring offense and second in passing offense and total offense.
- Joe Burrow is No. 1 in the nation in completion percentage (78.4 percent), second in passing touchdowns (22), and second in passing yards (1,864).
- LSU wide receiver Justin Jefferson amongst the best in the nation. Jefferson is seventh in the nation in receiving touchdowns and receiving yards with seven and 547 respectively.

Chase, Burrow Shine in Nashville

- Quarterback Joe Burrow and wide receiver Ja'Marr Chase connected on four touchdowns to lead LSU to the win over Vanderbilt in Nashville.
- Burrow threw six touchdowns on the day to set the school record for touchdown passes in a game. Burrow beat the previous record he shared with Zach Mettenberger.
- Burrow finished the day with 398 passing yards. His 357 yards in the air in the first half marked the most in school history.
- Chase led LSU with 229 yards and four touchdowns on 10 catches.
- The sophomore's 229 yards are fourth in school history. Chase became the first LSU player since Odell Beckham Jr. in 2013 with 200-plus receiving yards.
- Chase became the third player in school history with four-plus receiving touchdowns, joining Carlos Carson (1977 vs. Rice) and Tony Moss (1989 vs. Ohio).

LSU Under Louisiana's Own Ed Orgeron

- In his third full season as head coach of the Tigers, Orgeron continues to gain momentum on the field and on the recruiting trail.
- Orgeron has guided the Tigers to a 30-9 overall mark in his 39 games. Of his 30 victories, 12 have come against Top 25 teams, including six over top-10 opponents. Of Coach O's 29 wins, 15 have come against SEC foes and 23 have come by double-digits.
- Under Orgeron, the Tigers have played 34-of-40 games ranked in the Top 25.

York Delivers as LSU's Field Goal Kicker

- Placekicker Cade York is 7-for-8 on field goals and 34-for-35 on PATs thru four games of 2019.
- The true freshman was named the SEC Special Teams Player of the Week after a perfect night in Texas. He connected on field goals of 33, 36 and 40 yards as well as all four PATs.
- York was 2-for-2 from field goals and 7-of-7 on PATs in the season opener against Georgia Southern.
- York became the first true freshman in the modern era to make a field goal for the Tigers.
- The McKinney, Texas native became the first true freshman to make his first two field goal attempts since David Browndyke made his first in 1986.

Phillips Amongst Best in the SEC

- Junior linebacker Jacob Phillips is among the best linebackers in the league with 40 total tackles in 2019.
- Phillips' average of eight tackles per game ranks fourth in the league this season.
- Phillips owns two games with double-digit tackles.

Consecutive Starts of 10 or More

- ▶ Six LSU players are riding a consecutive start streak of at least 10 games.
- ▶ S Grant Delpit leads the way with 19 consecutive starts. C Lloyd Cushenberry III, OG Damien Lewis and QB Joe Burrow have each started 18 straight games, RT Austin Deculus also owns a 17-game starting streak and WR Justin Jefferson has started 10 straight games.

Tigers Honored in 2019

- ▶ Through two weeks of the 2019 season, QB Joe Burrow, PK Cade York and head coach Ed Orgeron have been recognized by the Southeastern Conference office and nationally.
- ▶ Burrow was named the SEC Offensive Player of the Week following the season opener against Georgia Southern when he went 23-for-27 with 278 yards and five touchdowns.
- ▶ Burrow added another SEC Offensive Player of the Week honor and was recognized nationally as the Davey O’Brien National Quarterback of the Week and Maxwell Offensive Player of the Week after leading the Tigers to a top-10 win at Texas. Burrow was 31-for-39 with four touchdowns and 471 yards, the second most in school history.
- ▶ Orgeron was named the Dodd Trophy National Coach of the Week after leading LSU to its first top-10 non-conference road win in school history.
- ▶ Burrow was named the SEC Offensive Player of the Week for a third time after setting the school record for touchdowns with six and throwing for 398 yards.

LSU Scores On Special Teams In Back-to-Back Games

- ▶ LSU scored on back-to-back games against Northwestern State and Vanderbilt.
- ▶ Freshman WR Trey Palmer returned a punt 54 yards for a touchdown against Northwestern State in Week 3 and sophomore LB Micah Baskerville recovered a punt he blocked in the endzone for a TD in the win over Vanderbilt in Week 4.
- ▶ Under Orgeron, the Tigers have scored four special teams touchdowns with DJ Chark being responsible for the other two: 65-yard punt return vs. Chattanooga in 2017 and a 70-yard punt return vs. Auburn in 2017.

Trio of Wide Receivers Set Record in Win at Texas

- ▶ Wide receivers Justin Jefferson, Ja’Marr Chase and Terrace Marshall Jr. each totaled 100-plus receiving yards to become the first trio to reach that milestone in a game in school history.
- ▶ There have now been 15 same-game 100-yard receiving performances in school history with the last coming from Travin Dural (6/124) and Malachi Dupre (4/120) against Mississippi State in 2014.
- ▶ Jefferson led the group with 163 yards and three touchdowns on nine receptions. His final touchdown, a 61-yard pass from Joe Burrow on third-and-16, sealed the Tigers’ Top 10 victory with 2:27 left in the game.
- ▶ Chase set career high numbers with 147 yards on eight receptions, including a long of 41 yards.
- ▶ Marshall Jr. had a career-high six receptions on six targets for 123 yards and a touchdown. Of his six receptions, five went for first downs and the other was a 26-yard touchdown.

Burrow Leads LSU to Top 10 Win with Record Performance

- ▶ Senior Quarterback Joe Burrow and the LSU offense delivered blow after blow and finished with 573 yards of total offense at Texas.
- ▶ Burrow was named the SEC Offensive Player of the Week for a second-straight week after his record performance. He finished the game 31-of-39 with four touchdowns and 471 yards.
- ▶ His 471 passing yards rank second in school history, becoming the third quarterback in school history to pass for more than 400 yards in a game.
- ▶ In true-road non-conference games, Burrows’ 471 yards are the third most in SEC history behind Jake Bentley (410, South Carolina at Clemson, 2018) and Tim Couch (492, UK at Louisville, 1998).
- ▶ The 31 completions rank third in school history and mark the most in a game for an LSU quarterback since Rohan Davey set the school record against Alabama with 35 in 2001.
- ▶ Burrow now owns three, 300-yard passing games, which is second to Rohan Davey’s record seven.
- ▶ Led by Burrow, LSU finished with 573 yards of total offense for the fourth most against a top-10 opponent and sixth most against a rank opponent: 1. 622 at #22 Texas A&M 11/24/16; 2. 620 vs. #7 Florida St. 11/20/82; 3. 598 vs. #9 Virginia Tech 9/8/07; 4. 595 vs. #7 Illinois 1/1/02 (Sugar Bowl); 5. 577 vs. #11 Notre Dame 1/3/07 (Sugar Bowl); 6. 573 at #9 Texas 9/7/19

Football Program Earns Victory Number 800

- ▶ With its win over Northwestern State on September 14, 2019, the LSU football program became the 12th FBS school to reach the 800-win milestone.
- ▶ With an overall record of 802-415-47, the LSU Football program ranks 12th amongst FBS programs for all-time wins.
- ▶ The Fighting Tigers rank fourth in the Southeastern Conference in wins behind Alabama (910), Tennessee (840) and Georgia (825). Auburn is behind LSU at 13th with 772 victories.

Everybody Eats - Offense Opens 2019 Season with New-Look

- ▶ A total of 14 players caught at least one pass against Georgia Southern, topping the previous high of 12 against North Texas in 2005.
- ▶ Of the 14 players, all five running backs had at least one catch.
- ▶ The LSU offense opened the season with a resounding offensive performance, scoring 55 points and totaling 472 yards.
- ▶ The Tigers scored touchdowns on their first five drives and scored on nine of 13 drives.
- ▶ The 55 points marked the second most in a season opener in the modern era, tying The 55-3 win vs. UTEP in 1997. It marked the most points in a season opener since the 2000 team’s 58-0 victory over Western Carolina.
- ▶ The offense didn’t let up and scored 42 points in the first half for the most points in a first half by LSU since scoring 49 to lead Louisiana Tech in 2003.

ORGERON'S CAREER DRAFT PICKS

| | | | | | | |
|-------------------|----|------|----|-----|--|-------------|
| MIAMI | | | | | | |
| Bill Hawkins | DE | 1989 | 1 | 21 | | Rams |
| Eric Smith | DE | 1989 | 12 | 19 | | Giants |
| Cortez Kennedy | DT | 1990 | 1 | 3 | | Seahawks |
| Jimmie Jones | DT | 1990 | 3 | 11 | | Cowboys |
| Willis Peguese | DE | 1990 | 3 | 19 | | Oilers |
| Greg Mark | DE | 1990 | 3 | 26 | | Giants |
| Russell Maryland | DT | 1991 | 1 | 1 | | Cowboys |
| Shane Curry | DE | 1991 | 2 | 13 | | Colts |
| Anthony Hamlet | DE | 1992 | 10 | 11 | | Seahawks |
| Darren Krein | DE | 1994 | 5 | 19 | | Chargers |
| Syracuse | | | | | | |
| Antonio Anderson | DT | 1997 | 4 | 5 | | Dallas |
| Eric Downing | DT | 2001 | 3 | 13 | | Kansas City |
| USC | | | | | | |
| Ennis Davis | DT | 2001 | 7 | 21 | | Saints |
| Kenechi Udeze | DE | 2004 | 1 | 20 | | Vikings |
| Mike Patterson | DT | 2005 | 1 | 31 | | Eagles |
| Shaun Cody | DT | 2005 | 2 | 5 | | Lions |
| Frostee Rucker | DE | 2006 | 3 | 27 | | Bengals |
| LaJuan Ramsey | DT | 2006 | 6 | 35 | | Eagles |
| OLE MISS | | | | | | |
| Tre’ Stallings | OG | 2006 | 6 | 186 | | Chiefs |
| Patrick Willis | LB | 2007 | 1 | 11 | | 49ers |
| Trumaine McBride | CB | 2007 | 7 | 221 | | Bears |
| Michael Oher | OT | 2009 | 1 | 23 | | Ravens |
| Peria Jerry | DT | 2009 | 1 | 24 | | Falcons |
| Mike Wallace | WR | 2009 | 3 | 84 | | Steelers |
| Jamarca Sanford | DB | 2009 | 7 | 221 | | Vikings |
| Dexter McCluster | RB | 2010 | 2 | 36 | | Chiefs |
| John Jerry | OT | 2010 | 3 | 73 | | Dolphins |
| Kendrick Lewis | S | 2010 | 5 | 136 | | Chiefs |
| Greg Hardy | DE | 2010 | 6 | 175 | | Panthers |
| Jerrell Powe | DT | 2011 | 6 | 199 | | Chiefs |
| TENNESSEE | | | | | | |
| Dan Williams | DT | 2010 | 1 | 26 | | Cardinals |
| Jurrell Casey | DT | 2011 | 3 | 77 | | Titans |
| USC | | | | | | |
| Nick Perry | DE | 2012 | 1 | 28 | | Packers |
| T.J. McDonald | S | 2013 | 3 | 71 | | Rams |
| Marqis Lee | WR | 2014 | 2 | 39 | | Jaguars |
| Marcus Martin | C | 2014 | 3 | 39 | | 49ers |
| Devon Kennard | LB | 2014 | 5 | 174 | | Giants |
| Leonard Williams | DE | 2015 | 1 | 6 | | Jets |
| Nelson Agholor | WR | 2015 | 1 | 20 | | Eagles |
| Josh Shaw | CB | 2015 | 4 | 120 | | Bengals |
| Javorius Allen | RB | 2015 | 4 | 125 | | Ravens |
| Hayes Pullard | TE | 2015 | 6 | 198 | | Browns |
| Randall Telfer | LB | 2015 | 7 | 219 | | Browns |
| Su’a Cravens | LB | 2016 | 2 | 53 | | Redskin |
| Max Tuerk | C | 2016 | 3 | 66 | | Chargers |
| Cody Kessler | QB | 2016 | 3 | 93 | | Browns |
| Kevon Seymour | CB | 2016 | 6 | 218 | | Bills |
| Zach Banner | OG | 2017 | 4 | 137 | | Colts |
| Leon McQuay | S | 2017 | 6 | 218 | | Chiefs |
| LSU | | | | | | |
| Leonard Fournette | RB | 2017 | 1 | 4 | | Jaguars |
| Jamal Adams | DB | 2017 | 1 | 6 | | Jets |
| Tre’Davious White | DB | 2017 | 1 | 27 | | Bills |
| Ethan Pocic | C | 2017 | 2 | 58 | | Seahawks |
| Duke Riley | LB | 2017 | 3 | 75 | | Falcons |
| Kendell Beckwith | LB | 2017 | 3 | 107 | | Buccaneers |
| Davon Godchaux | DT | 2017 | 5 | 178 | | Dolphins |
| Malachi Dupre | WR | 2017 | 7 | 247 | | Packers |
| Donte Jackson | DB | 2018 | 2 | 55 | | Panthers |
| Derrius Guice | RB | 2018 | 2 | 59 | | Redskins |
| DJ Chark | WR | 2018 | 2 | 61 | | Jaguars |
| Arden Key | DE | 2018 | 3 | 87 | | Raiders |
| Russell Gage | WR | 2018 | 6 | 194 | | Falcons |
| Danny Etling | QB | 2018 | 7 | 219 | | Patriots |
| Will Clapp | C | 2018 | 7 | 245 | | Saints |
| Devin White | LB | 2019 | 1 | 5 | | Buccaneers |
| Greedy Williams | DB | 2019 | 2 | 46 | | Browns |
| Foster Moreau | TE | 2019 | 4 | 137 | | Raiders |

Top-10 Win at Texas Makes History

- For the first time in school history, LSU defeated a Top 10 non-conference opponent in a true road game.
- The 45-38 victory marked the 14th true road win over an AP Top 10 team in school history and the second for Coach Orgeron (2018 at No. 7 Auburn)
- Coach Orgeron is now 11-6 against Top 25 teams and 6-3 against Top 10 teams.
- Orgeron’s teams are 4-2 against AP-ranked opponents on the road.

Burrow Adds to Record Book in Season Opener - Named SEC Player of the Week

- Senior quarterback Joe Burrow opened the 2019 season by going 23-for-27 for 278 yards and five touchdowns.
- Burrow was named the SEC Offensive Player of the Week following the performance, the third of his career. The Ohio native is now 11-3 as LSU’s starting quarterback.
- Burrow tied Zach Mettenberger (UAB, 2014) for the most touchdowns in a game in school history with five. He became the first LSU player to throw five touchdown passes in a half.
- It marked the third consecutive game dating back to last year that Burrow either set or tied a school record. Burrow set the LSU record for touchdowns accounted for with six against Texas A&M and then tied the school bowl record with four touchdown passes in the Fiesta Bowl win over Central Florida.
- Burrow’s 85.2 completion percentage (23-of-27) against Georgia Southern ranks No. 5 in school history in a game for 20 or more attempts..

Aranda’s Defense Shuts Down Triple Option

- The LSU defense, under fourth year coordinator Dave Aranda, shut down the Georgia Southern triple option to start 2019.
- The Eagles totaled just 98 yards with 74 on the ground and 24 in the air. It marked the second time an Aranda defense has held its opponent to less than 100 yards with the other coming in the 2017 season opener against BYU when the defense held the Cougars to 97 yards.
- The three points scored marked the third fewest under head coach Ed Orgeron.

Stingley Becomes 10th Defensive True Freshman to Start a Season Opener

- Cornerback Derek Stingley Jr. became the 10th true freshman on the defensive side of the ball to start a season opener in the last 33 seasons and the 17th overall.
- True freshmen make an impact at LSU as in three years with Ed Orgeron as head coach a total of 66 true freshmen have seen action during that span, including 19 in 2019.
- In 2017, 20 true freshmen saw action for the Tigers, a number that led the nation. In addition, eight true freshmen started at least one game for the Tigers that year.
- The following have started a season opener since 2000: Marshall Jr. (WR, 2018), Charles (RG, 2017), Chaisson (LB, 2017), Delpit (S, 2017), Taylor (LB, 2017), Kevin Toliver (CB, 2015), Trey Quinn (WR, 2014), Jalen Mills (CB, 2012), Jessie Daniels (Nickel, 2003), Jerel Myers (WR, 1999), Johnny Mitchell (DT, 1996), Theo Williams (DT, 1996), Booger McFarland (DT, 1995), Robert Davis (RB, 1992), and Shedrick Wilson (WR, 1992).

Most True Freshmen Starters by Year Since 2005

| | |
|-------|--|
| 2017 | 8(Tory Carter, K’Lavon Chaisson, Saahdiq Charles, Grant Delpit, Ed Ingram, JaCoby Stevens, Tyler Taylor, Kary Vincent Jr.) |
| 2015: | 7 (Arden Key, Donte Jackson, Foster Moreau, Bry’Kiethon Mouton, Maea Teuhema, Kevin Toliver II, Toby Weathersby) |
| 2014: | 6 (Jamal Adams, Malachi Dupre, Leonard Fournette, Davon Godchaux, Brandon Harris, Trey Quinn) |
| 2012: | 6 (Kwon Alexander, Vadal Alexander, Reid Ferguson, Jeremy Hill, Lamar Louis, Jalen Mills) |
| 2013: | 5 (Rickey Jefferson, Anthony Jennings, Ethan Pocic, Rashard Robinson, Tre’Davious White) |
| 2018 | 4 (Terrace Marshall Jr., Ja’Marr Chase, Micah Baskerville, Chasen Hines) |
| 2006: | 4 (Jacob Cutrera, Richard Dickson, Charles Scott, Keiland Williams) |
| 2010: | 3 (Alfred Blue, Tyrann Mathieu, Eric Reid) |
| 2019: | 2 (Derek Stingley Jr., Joseph Evans) |
| 2011: | 2 (Odell Beckham Jr., Jarvis Landry) |
| 2007: | 2 (Drake Nevis, Terrence Toliver) |
| 2008: | 2 (Jordan Jefferson, Patrick Peterson) |
| 2009: | 2 (Dominique Allen, Rueben Randle) |
| 2016 | 1 (Dee Anderson) |

LSU Is 79-9 vs. Non-Conference Teams Dating Back to 2001

- Dating back to the 2001 season when LSU captured its first outright SEC title since 1986, the Tigers have done quite well against non-conference opponents, going 79-9 against non-SEC foes during that span.
- Of the 79 wins, 19 have come against top-25 teams.
- Of the nine losses, only three have come during the regular season (2002 at Virginia Tech, 2016 vs. Wisconsin at Lambeau Field and 2017 vs. Troy).
- The other six losses came in bowl games (2003 Cotton Bowl vs. Texas; 2005 Capital One Bowl vs. Iowa; 2009 Capital One Bowl vs. Penn State; 2012 Chick-Fil-A Bowl vs. Clemson; 2014 Music City Bowl vs. Notre Dame, 2018 Citrus Bowl vs. Notre Dame).

LSU Goes Into 2019 Riding Streak of 19 Consecutive Years With At Least 8 Wins

- LSU goes into the 2019 season having won at least 8 games for 19 consecutive years, which is tied with Oklahoma for the longest current streak among Power 5 schools.
- Only Boise State has a longer active streak among FBS teams as the Broncos have won 8 games for 20 consecutive seasons.
- LSU’s current streak of seasons with at least 8 wins dates back to 2000 when the Tigers posted an 8-4 overall mark.
- LSU’s streak of seasons with at least 8 wins also ranks as the longest of its kind in the history of the SEC, bettering Tennessee 16 (1989-2004); Florida 14 (1990-2003); Georgia 13 (1997-2009); and Alabama 13 (1971-83).

LSU with One of Most Experienced Teams in 2019

- LSU will play in 2019 with 12 seniors on its roster.
- The 12 seniors ties for sixth nationally in terms of smallest senior classes in college football for 2019. ► Texas A&M and Virginia Tech with six each led the way, followed by Penn State (10), Appalachian State (11) and Coastal Carolina (11).

#NFLSU

| | | |
|---------------------|-------|-----|
| Jamal Adams | S | NYJ |
| Kwon Alexander | LB | SF |
| John Battle**** | S | TAM |
| Odell Beckham Jr. | WR | CLE |
| Kendell Beckwith*** | LB | TAM |
| Alfred Blue** | RB | JAX |
| Tashawn Bower*** | DE | MIN |
| Michael Brockers | DT | LAR |
| Nick Brossette**** | RB | DET |
| DJ Chark | WR | JAX |
| Morris Claiborne | CB | KC |
| Will Clapp | C | NO |
| Jalen Collins**** | CB | IND |
| La’el Collins | OT | DAL |
| Danny Etling**** | QB | ATL |
| Reid Ferguson | LS | BUF |
| Leonard Fournette | RB | JAX |
| Russell Gage | WR | ATL |
| Davon Godchaux | DT | MIA |
| Dillon Gordon** | OT | CAR |
| Derrius Guice** | RB | WAS |
| Jerald Hawkins | OT | PIT |
| Danielle Hunter | DE | MIN |
| Donte Jackson | CB | CAR |
| Deion Jones | LB | ATL |
| Arden Key | DE | OAK |
| Jarvis Landry | WR | CLE |
| Tyrann Mathieu | DB | KC |
| Jalen Mills* | FS | PHI |
| Barkevious Mingo | LB | SEA |
| Kevin Minter | LB | TAM |
| Foster Moreau | TE | OAK |
| Patrick Peterson | CB/RS | ARI |
| Ethan Pocic | C | SEA |
| Eric Reid | S | CAR |
| Duke Riley | LB | ATL |
| Russell Shepard | WR | NYG |
| Corey Thompson | LB | BUF |
| Kevin Toliver II | DB | CHI |
| Trai Turner | OG | CAR |
| Spencer Ware* | RB | IND |
| Devin White | LB | TAM |
| Tre’Davious White | CB | BUF |
| Andrew Whitworth | OT | LAR |
| Darrel Williams | RB | KC |
| Greedy Williams | CB | CLE |
| Al Woods | DT | SEA |

- *-Physically Unable to Perform
- **-Injured Reserve
- ***-Non-football Injury
- ****-Practice Squad

► LSU is joined with 12 seniors by North Carolina State, Rice, and Wake Forest. All 12 of LSU's seniors have started at least one game during their LSU career.

► Against Texas, LSU stared 18 upperclassmen for the first time since game six of 2016 when the squad faced Southern Miss. LSU hasn't stared more than 18 upperclassmen in a game since 2012 against Washington in week two.

1,000-Yard Rushing Streak Reaches 6 Years

► LSU goes into 2019 riding a streak of six consecutive years with a 1,000-yard rusher.

► Last year, Nick Brossette, in his first season as a starter, rushed for 1,039 yards and 14 TDs in helping the Tigers to a 10-3 mark.

► Here's a look at LSU's 1,000-yard rushers during the 6-year streak:

| | | |
|------|-------------------|-----------------------------|
| 2013 | Jeremy Hill | 1,401 yards |
| 2014 | Leonard Fournette | 1,034 yards |
| 2015 | Leonard Fournette | 1,953 yards (school record) |
| 2016 | Derrius Guice | 1,387 yards |
| 2017 | Derrius Guice | 1,153 yards |
| 2018 | Nick Brossette | 1,039 yards |

LSU Is 81-0 When Rushing For 100 Yards and Holding Opponents To Less Than 100 Yards

► In the last 170 games, LSU's success is easy to predict when it comes to net rushing yards. Get to 100 yards rushing and LSU will more than likely win as the Tigers are 139-22 when that happens.

► Hold the opponent to fewer than 100 yards and the Tigers are 83-5.

► An even more telling stat is that when LSU rushes for 100-plus yards and holds the opponents to fewer than 100 yards, the Tigers are 81-0.

► The following is a look at LSU's rushing numbers and have the Tigers have fared in those games:

| Year | LSU 100+ | LSU 100- | Opp 100+ | Opp 100- | LSU 100+/Opp 100- |
|---------------|---------------|-------------|--------------|-------------|-------------------|
| 2005 | 10-0 | 1-2 | 3-1 | 8-1 | 7-0 |
| 2006 | 10-0 | 1-2 | 5-0 | 6-2 | 6-0 |
| 2007 | 11-2 | 1-0 | 3-2 | 9-0 | 8-0 |
| 2008 | 8-3 | 0-2 | 2-5 | 6-0 | 6-0 |
| 2009 | 8-0 | 1-4 | 7-4 | 2-0 | 2-0 |
| 2010 | 11-2 | 0-0 | 7-1 | 5-0 | 5-0 |
| 2011 | 13-0 | 0-1 | 4-1 | 9-0 | 9-0 |
| 2012 | 9-1 | 1-2 | 4-2 | 6-1 | 6-0 |
| 2013 | 10-1 | 0-2 | 6-3 | 4-0 | 4-0 |
| 2014 | 8-3 | 0-2 | 4-4 | 4-1 | 4-0 |
| 2015 | 9-1 | 0-2 | 3-3 | 6-0 | 6-0 |
| 2016 | 8-3 | 0-1 | 3-4 | 5-0 | 5-0 |
| 2017 | 9-4 | 0-0 | 4-4 | 5-0 | 5-0 |
| 2018 | 10-2 | 0-1 | 5-3 | 5-0 | 5-0 |
| 2019 | 5-0 | 0-0 | 2-0 | 3-0 | 3-0 |
| Totals | 139-22 | 5-21 | 62-37 | 83-5 | 81-0 |

Chaisson, Cushenberry III Carry on No. 18 Tradition

► Two LSU standouts - both in the classroom and on the football field - have been awarded the prestigious No. 18 jersey by head coach Ed Orgeron.

► Center Lloyd Cushenberry III and linebacker K'Lavon Chaisson were presented the jerseys at the beginning of camp, marking just the second time since the tradition began in 2003 that two Tigers have been issued the No. 18 jersey in the same season.

► Cushenberry III is the first offensive lineman to be selected to wear the No. 18 jersey

► As an offensive lineman, the rules of college football prevent Cushenberry III from actually wearing the No. 18 jersey so instead his No. 79 jersey will be accompanied by a No. 18 patch. The Carville native, who played locally at Dutchtown High School, will wear the No. 18 jersey at practice.

► Jersey No. 18 was born when, in 2003, quarterback Matt Mauck guided LSU to its first national championship since 1958. His number became synonymous with success -- both on and off the field -- as well as a selfless attitude that has become the epitome of being an LSU football player. After his final year with the Tigers, Mauck passed the jersey number down to running back Jacob Hester, who then helped LSU to another national title in 2007.

► Here is a look at the players to wear No. 18:

| Years | Player | Position |
|---------|-----------------------|----------|
| 2003 | Matt Mauck | QB |
| 2004-07 | Jacob Hester | RB |
| 2008-09 | Richard Dickson | TE |
| 2010 | Richard Murphy | RB |
| 2011 | Brandon Taylor | S |
| 2012 | Bennie Logan | DT |
| 2013 | Lamin Barrow | LB |
| 2014 | Terrence Magee | RB |
| 2015-16 | Tre'Davious White | CB |
| 2017 | Christian LaCouture | DL |
| 2017 | John David Moore | FB/TE |
| 2018 | Foster Moreau | TE |
| 2019 | Lloyd Cushenberry III | C |
| 2019 | K'Lavon Chaisson | LB |

Day Game or Night Game Makes No Difference for LSU

► LSU's tradition of night games in Tiger Stadium is like none other in college football.

► But, LSU's recent success in day games in Tiger Stadium has made playing afternoon games in Death Valley more appealing.

► LSU has won 17 of its last 18 day games in Tiger Stadium, a stretch that goes back to a 16-14 victory over Tennessee on Oct. 2, 2010.

FUTURE FOOTBALL SCHEDULE

2020 LSU Football Schedule

| | |
|----------|--|
| Sept. 5 | UT-SAN ANTONIO |
| Sept. 12 | TEXAS |
| Sept. 19 | vs. Rice (in Houston – NRG Stadium) |
| Sept. 26 | OLE MISS |
| Oct. 3 | NICHOLLS STATE |
| Oct. 10 | at Florida |
| Oct. 17 | at Arkansas |
| Oct. 24 | MISSISSIPPI STATE |
| Oct. 31 | Open Date |
| Nov. 7 | ALABAMA |
| Nov. 14 | SOUTH CAROLINA |
| Nov. 21 | at Auburn |
| Nov. 28 | at Texas A&M |

2021 LSU Football Schedule

| | |
|----------|------------------|
| Sept. 4 | at UCLA |
| Sept. 11 | MCNEESE STATE |
| Sept. 25 | CENTRAL MICHIGAN |
| Oct. 9 | UL-MONROE |

2022 LSU Football Schedule

| | |
|---------|------------|
| Sept. 4 | NEW MEXICO |
|---------|------------|

2023 LSU Football Schedule

| | |
|---------|------|
| Oct. 21 | ARMY |
|---------|------|

2024 LSU Football Schedule

| | |
|----------|---------------|
| Aug. 31 | UCLA |
| Sept. 7 | RICE |
| Sept. 28 | SOUTH ALABAMA |

2025 LSU Football Schedule

| | |
|---------|------------|
| Aug. 30 | at Clemson |
|---------|------------|

2026 LSU Football Schedule

| | |
|---------|---------|
| Sept. 5 | CLEMSON |
|---------|---------|

2027 LSU Football Schedule

| | |
|----------|-------------|
| Sept. 18 | at Oklahoma |
|----------|-------------|

2028 LSU Football Schedule

| | |
|---------|----------|
| Sept. 9 | OKLAHOMA |
|---------|----------|

2029 LSU Football Schedule

| | |
|---------|---------------|
| Sept. 8 | ARIZONA STATE |
|---------|---------------|

2030 LSU Football Schedule

| | |
|---------|------------------|
| Sept. 7 | at Arizona State |
|---------|------------------|

Home games in ALL CAPS

- ▶ Since 2010, LSU's only daytime loss in Tiger Stadium came against Florida by a 16-10 count in 2016.
- ▶ Of LSU's 17 wins during this current stretch, nine have come against Top 25 teams and all 16 were over SEC opponents.
- ▶ Since 2000, LSU is 117-19 overall at home, which includes an 89-12 mark at night in Tiger Stadium and a 28-7 record during the day. From 1960-99, LSU posted a 12-19-3 mark in day games in Tiger Stadium.
- ▶ The following is a breakdown of LSU's night record, day record and overall record in Tiger Stadium since 1960:

| Decade | Record at Night | Record during the day | Overall Tiger Stadium Record |
|---------------|------------------------|------------------------------|-------------------------------------|
| 1960-69 | 49-5 | 4-2-1 | 53-7-1 |
| 1970-79 | 51-12-1 | 1-2 | 52-14-1 |
| 1980-89 | 38-16-1 | 3-5-2 | 41-21-3 |
| 1990-99 | 31-19 | 4-10 | 35-29 |
| 2000-09 | 49-5 | 11-6 | 60-11 |
| 2010-19 | 40-7 | 17-1 | 54-8 |
| Totals | 258-64-2 | 40-26-3 | 298-90-5 |

Burrow Brings Experience as Returning Starting Quarterback

- ▶ Quarterback Joe Burrow will provide valuable experience for the LSU offense in 2019 and became the fifth LSU quarterback to start in consecutive season openers since 1998.
- ▶ Only Matt Mauck in 2002 and 2003, JaMarcus Russell in 2004 and 2005, Jordan Jefferson in 2009 and 2010, Zach Mettenberger in 2012 and 2013, and Brandon Harris in 2015 and 2016 have started consecutive openers for LSU.
- ▶ A year ago, Burrow burst onto the scene with an outstanding year for the Tigers, leading the squad to a 10-3 overall mark and No. 6 national ranking.
- ▶ Burrow has set or tied nine school records in his career and became the first quarterback in LSU history to throw for 2,500 yard and rush for 350 yards or more in a season.
- ▶ With 10 wins as LSU's starter, Burrow could join JaMarcus Russell as the only quarterbacks in school history to lead the Tigers to at least 10 wins in back-to-back seasons.

Jefferson Back After Leading LSU In Every Receiving Category

- ▶ In 2018, Justin Jefferson became the first Tiger to lead the team in every receiving category since 2011 when Rueben Randle accomplished the feat.
- ▶ Jefferson is picking up where he left off in 2019 with 30 receptions for 547 yards and seven touchdowns.
- ▶ Jefferson paced the Tigers in receptions (54), receiving yards (875), yards per catch (16.2), touchdowns (6), and receiving yards per game (67.3). Jefferson did all that in what was his first year as a starter and it was also the first season in which he caught a pass.
- ▶ Randle's numbers in 2011 were: receptions (53), yards (917), yards per catch (17.3), touchdowns (8) and yards per game (65.5).

LSU Punter Von Rosenberg One of Nation's Oldest Players

- ▶ At 28 years old, punter Zach Von Rosenberg is the fifth-oldest player in college football in 2019.
- ▶ Rosenberg, who spent six years playing Minor League Baseball before joining the LSU program in 2016, will turn 29 in September.
- ▶ The oldest player in college football is 32-year old Colorado placekicker James Stefanou. Wade Lees (P, Maryland) is 31, Houston punter Dane Roy is 30 and West Virginia tight end Jesse Beal is 29.

We are DBU:

- ▶ Since 2007, LSU leads the nation in number of defensive backs selected in the NFL draft with 19, including six in the first round.
- ▶ LSU produced two consensus All-America DBs in 2018 in Grant Delpit and Greedy Williams.
- ▶ LSU has produced 11 first team All-American defensive backs since 2000.
- ▶ LSU has also had defensive backs claim four national awards since 2010: Patrick Peterson 2010 Bednarik Award; Patrick Peterson 2010 Thorpe Award; Tyrann Mathieu 2011 Bednarik Award; Morris Claiborne 2011 Thorpe Award.
- ▶ Since the 2007 NFL Draft, LSU has had six DBs picked in the first round.

Four Tigers Play in 2019 As a College Graduate

- ▶ During the 2019 season, four Tigers take the field as a college graduate, four of which are LSU graduates.
- ▶ LSU's list of five college graduates includes one graduate transfers – QB Joe Burrow (Ohio State).
- ▶ In addition to the five Tigers with diplomas in hand, eleven are projected to graduate in Fall 2019 – Connor Culp, Lloyd Cushenberry III, Derrick Dillon, Michael Divinity, Kristian Fulton, Rashard Lawrence, Damien Lewis, Adrian Magee, Ray Thornton, Badara Traore and Zach Von Rosenberg.

- ▶ Here's the list of college graduates on the LSU roster for 2019:

| Name | Major (School) | Graduation Date |
|------------------|---|------------------------|
| Joe Burrow | Consumer/Family Financial Services (Ohio State) | Spring, 2018 |
| Breiden Fehoko | Communication Studies | Summer, 2019 |
| Blake Ferguson | Marketing | Spring, 2018 |
| Stephen Sullivan | Interdisciplinary Studies | Summer, 2019 |

Second Generation Tigers

- ▶ LSU's roster features two players who are second generation Tigers.
- ▶ True freshmen Thomas Perry and Brandon Hubicz are both following in their dads footsteps as LSU football players.
- ▶ Thomas Perry, an offensive lineman from Teurlings Catholic in Lafayette, is the son of Adam Perry, who played offensive guard for the Tigers from 1994-97
- ▶ Brandon Hubiz, a tight end from Catholic High School in Baton Rouge, is the son of Jim Hubicz, who played offensive tackle and guard for the Tigers from 1986-89.

LSU Family Connections

- ▶ LSU has some unique family-football connections on this year's team. The following is a look at those football-related connections with current Tigers:
- ▶ WR Justin Jefferson – younger brother of former LSU starting QB Justin Jefferson (2008-11) and starting DB Rickey Jefferson (2013-16). Jordan is currently on the coaching staff at Colorado State.
- ▶ TE Aaron Moffitt – son of LSU strength and conditioning coach Tommy Moffitt. Aaron's brother Clay just completed a two-year stint on the LSU baseball team.
- ▶ SNP Blake Ferguson – younger brother of four-year LSU starting long snapper Reid Ferguson, who is currently in his third year with the Buffalo Bills.
- ▶ TE Thaddeus Moss – son of Pro Football Hall of Famer and one of arguably the greatest receiver in NFL history in Randy Moss.
- ▶ CB Derek Stingley Jr. – grandson of the late Darryl Stingley, a first round draft pick by the New England Patriots who had his NFL career tragically ended on August 12, 1978 with a spinal cord injury.

Two-Sport Tigers

- ▶ Two current LSU football players – DB Kary Vincent Jr., and DB Maurice Hampton Jr. – are two-sport athletes.
- ▶ Vincent Jr. and Jones are also members of the LSU track and field team. Vincent ran the lead leg of LSU's 2018 SEC Championship 4x100 meter relay team.
- ▶ Hampton Jr. is a member of the LSU baseball team. The Tennessee native was drafted in the 23rd round of the 2019 Major League Draft and elected to attend LSU.
- ▶ Hampton Jr. was the first player in Tennessee history to earn Mr. Football and Mr. Baseball honors in the same season.

LSU TIGERS DEPTH CHART

OFFENSE

| | | | | | |
|-----------|-----------|------------------------------|------------|------------|---------------|
| LT | 77 | Saahdiq Charles | 6-4 | 295 | Jr.-2L |
| | 51 | Dare Rosenthal | 6-7 | 314 | Fr.-RS |
| LG | 73 | Adrian Magee | 6-4 | 343 | Sr.-3L |
| | 70 | Ed Ingram | 6-4 | 295 | So.-1L |
| | 57 | Chasen Hines | 6-3 | 336 | So.-1L |
| C | 79 | Lloyd Cushenberry III | 6-4 | 315 | Jr.-2L |
| | 57 | Chasen Hines | 6-3 | 336 | So.-1L |
| RG | 68 | Damien Lewis | 6-3 | 332 | Sr.-1L |
| | 71 | Donavaughn Campbell | 6-5 | 360 | Jr.-1L |
| | 75 | Anthony Bradford | 6-7 | 355 | Fr.-HS |
| RT | 76 | Austin Deculus | 6-7 | 322 | Jr.-2L |
| | 74 | Badara Traore | 6-7 | 320 | Sr.-1L |
| TE | 81 | Thaddeus Moss | 6-3 | 249 | Jr.-SQ |
| | 10 | Stephen Sullivan | 6-5 | 242 | Sr.-3L |
| | 44 | Tory Carter | 6-1 | 250 | Jr.-2L |
| WR | 1 | Ja'Marr Chase | 6-1 | 200 | So.-1L |
| | 17 | Racey McMath | 6-3 | 221 | Jr.-1L |
| | 5 | Devonta Lee | 6-1 | 223 | Fr.-HS |
| WR | 6 | Terrace Marshall Jr. | 6-4 | 200 | So.-1L |
| | 10 | Stephen Sullivan | 6-5 | 242 | Sr.-3L |
| | 19 | Derrick Dillon | 5-11 | 186 | Sr.-3L |
| | 83 | Jaray Jenkins | 6-4 | 195 | Fr.-RS |
| WR | 2 | Justin Jefferson | 6-3 | 192 | Jr.-2L |
| | 33 | Trey Palmer | 6-1 | 180 | Fr.-HS |
| | 13 | Jontre Kirkin | 6-0 | 185 | Jr.-2L |
| QB | 9 | Joe Burrow | 6-4 | 216 | Sr.-1L |
| | 15 | Myles Brennan | 6-4 | 207 | So.-1L |
| RB | 22 | Clyde Edwards-Helaire | 5-8 | 209 | Jr.-2L |
| | 24 | Chris Curry | 6-0 | 215 | Fr.-RS |
| -OR- | 3 | Tyrion Davis-Price | 6-1 | 226 | Fr.-HS |
| | 4 | John Emery Jr. | 6-0 | 203 | Fr.-HS |

DEFENSE

| | | | | | |
|--------------------|-----------|-----------------------------|------------|------------|---------------|
| OLB | 43 | Ray Thornton | 6-3 | 227 | Jr.-2L |
| | 46 | Andre Anthony | 6-4 | 250 | Jr.-1L |
| DE | 97 | Glen Logan | 6-4 | 309 | Jr.-2L |
| | 92 | Neil Farrell Jr. | 6-4 | 298 | Jr.-2L |
| | 93 | Justin Thomas | 6-5 | 256 | Jr.-1L |
| NT | 72 | Tyler Shelvin | 6-3 | 346 | So.-1L |
| | 62 | Siaki Ika | 6-4 | 354 | Fr.-HS |
| | 94 | Joseph Evans | 6-2 | 288 | Fr.-HS |
| DE | 90 | Rashard Lawrence | 6-2 | 308 | Sr.-3L |
| | 91 | Breiden Fehoko | 6-2 | 291 | Sr.-1L |
| OLB | 18 | K'Lavon Chaisson | 6-4 | 250 | So.-1L |
| | 46 | Andre Anthony | 6-4 | 250 | Jr.-1L |
| MLB | 45 | Michael Divinity Jr. | 6-2 | 241 | Sr.-3L |
| | 35 | Damone Clark | 6-3 | 239 | So.-1L |
| MLB -OR- | 6 | Jacob Phillips | 6-4 | 233 | Jr.-2L |
| | 8 | Patrick Queen | 6-1 | 227 | Jr.-2L |
| CB | 1 | Kristian Fulton | 6-0 | 200 | Sr.-2L |
| | 25 | Cordale Flott | 6-2 | 160 | Fr.-HS |
| S | 7 | Grant Delpit | 6-3 | 203 | Jr.-2L |
| | 5 | Kary Vincent Jr. | 5-10 | 185 | Jr.-2 |
| S | 3 | JaCoby Stevens | 6-1 | 228 | Jr.-2L |
| | 5 | Kary Vincent Jr. | 5-10 | 185 | Jr.-2L |
| CB | 24 | Derek Stingley Jr. | 6-1 | 190 | Fr.-HS |
| | 16 | Jay Ward | 6-2 | 167 | Fr.-HS |
| | 29 | Raydarius Jones | 6-2 | 161 | Fr.-HS |

SPECIAL TEAMS

| | | | | | |
|-----------|-----------|---------------------------|-------------|------------|---------------|
| PK | 36 | Cade York | 6-2 | 189 | Fr.-HS |
| | 34 | Connor Culp | 5-10 | 187 | Jr.-1L |
| KO | 32 | Avery Atkins | 5-11 | 217 | So.-1L |
| P | 38 | Zach Von Rosenberg | 6-5 | 240 | Jr.-2L |
| | 32 | Avery Atkins | 5-11 | 217 | So.-1L |

BOLD Indicates Returning Starter

| | | | | | |
|---------------|-----------|-----------------------|------------|------------|---------------|
| SNP | 48 | Blake Ferguson | 6-3 | 235 | Sr.-3L |
| | 47 | Quentin Skinner | 6-0 | 253 | Fr.-HS |
| HOLDER | 38 | Zach Von Rosenberg | 6-5 | 240 | Jr.-2L |
| KOR | 22 | Clyde Edwards-Helaire | 5-8 | 209 | Jr.-2L |
| PR | 24 | Derek Stingley Jr. | 6-1 | 190 | Fr.-HS |

ASSISTANT COACHES



Dave Aranda

Associate Head Coach
Defensive Coordinator/Linebackers


YEAR AT LSU: Fourth
BIRTHDATE: Sept. 29, 1976, in Redlands, Calif.
WIFE: Dione
CHILDREN: Jaelyn, Jordyn, Ronin
HIGH SCHOOL: Redlands HS, 1994
COLLEGE: California Lutheran, 1999
POSTGRADUATE: Texas Tech, 2002



Bill Johnson

Defensive Line

YEAR AT LSU: 1st
BIRTHDATE: June 23, 1955 in Monroe, Louisiana
WIFE: Dawn
CHILDREN: Abbie, Billy
HIGH SCHOOL: Neville High School
COLLEGE: Northwestern State, 1980



Joe Brady

Passing Game Coordinator/Wide Receivers

YEAR AT LSU: First
BIRTHDATE: September 23, 1989, in
Pembroke Pines, Fla.
HIGH SCHOOL: Everglades High School
COLLEGE: William & Mary, 2013
POSTGRADUATE: Penn State, 2018



Mickey Joseph

Wide Receivers

YEAR AT LSU: Third
BIRTHDATE: March 5, 1968, in New Orleans, La.
WIFE: Priscilla
CHILDREN: Jacob, Zachary, Makiyah, Maya, Malania
HIGH SCHOOL: Archbishop Shaw HS
COLLEGE: Nebraska, 1993



Bill Busch

Safeties

YEAR AT LSU: Second
BIRTHDATE: April 27, 1965, in Pender, Neb.
WIFE: Laura
CHILDREN: Sydney, Olivia and Gianna
COLLEGE: Nebraska Wesleyan, 1993
POSTGRADUATE: Nebraska-Kearney, 1990



Greg McMahon

Special Teams

YEAR AT LSU: Third
BIRTHDATE: January 2, 1960, in Rantoul, Ill.
WIFE: Linda
CHILDREN: Drew, Lisa, Sam
HIGH SCHOOL: Rantoul Township High School
COLLEGE: Eastern Illinois, 1982



James Cregg

Offensive Line

YEAR AT LSU: Second
BIRTHDATE: August 18, 1973, in Syracuse, N.Y.
WIFE: Dayna
CHILD: McKenzie
COLLEGE: Colorado State, 1997



Corey Raymond

Cornerbacks

YEAR AT LSU: Eighth
BIRTHDATE: Sept. 28, 1969, in New Iberia, La.
CHILDREN: Cody, Ariel, Christopher and Madison
HIGH SCHOOL: New Iberia HS
COLLEGE: LSU, 1992



Steve Ensminger

Offensive Coordinator/Quarterbacks

YEAR AT LSU: Ninth
BIRTHDATE: Sept. 15, 1958, in Baton Rouge, La.
WIFE: Amy
CHILDREN: Krystalin, Brittany Rose and Steven
HIGH SCHOOL: Central HS
COLLEGE: LSU, 1982



Tommie Robinson

Assistant Head Coach/Running Backs
Recruiting Coordinator

YEAR AT LSU: Third
BIRTHDATE: April 4, 1963, in Phenix City, Ala.
WIFE: Lartonyar
CHILDREN: Dantrell, Towanda, Trey
HIGH SCHOOL: Central HS (Phenix City, Ala.)
COLLEGE: Troy, 1985

LSU RECORD BOOK WATCH

RUSHING YARDS GAINED BY A QUARTERBACK

| CAREER | | | |
|--------|------------|-------------------|---------------------|
| 1. | 1,018 | Jordan Jefferson | 2008-11 |
| 2. | 938 | Lee Hedges | 1949-51 |
| 3. | 890 | Fred Haynes | 1966-68 |
| 4. | 829 | David Woodley | 1976-79 |
| 5. | 821 | Nelson Stokley | 1965-67 |
| 6. | 778 | Herb Tyler | 1995-98 |
| 7. | 671 | Paul Lyons | 1970-72 |
| 8. | 617 | Marcus Randall | 2001-04 |
| 9. | 542 | Alan Risher | 1980-82 |
| 10. | 504 | Steve Ensminger | 1976-79 |
| -- | 461 | Joe Burrow | 2018-Present |

RUSHING TDS BY A QUARTERBACK

| CAREER | | | |
|--------|----------|-------------------|---------------------|
| 1. | 23 | Herb Tyler | 1995-98 |
| 2. | 15 | David Woodley | 1977-79 |
| 3. | 13 | Alan Risher | 1980-82 |
| | 13 | Nelson Stokley | 1965-67 |
| 5. | 12 | Jordan Jefferson | 2008-11 |
| 6. | 10 | Steve Ensminger | 1976-79 |
| 7. | 9 | Joe Burrow | 2018-Present |
| | 9 | Jeff Wickersham | 1982-85 |
| 8. | 8 | Bert Jones | 1970-72 |
| | 8 | Mike Hillman | 1967-69 |

PASSING ATTEMPTS

| CAREER | | | |
|--------|------------|--|---------------------|
| 1. | 1,163 | Tommy Hodson (674 comp., 9,115 yards) | 1986-89 |
| 2. | 1,005 | Jeff Wickersham (587 comp., 6,921 yards) | 1982-85 |
| 3. | 934 | Jamie Howard (459 comp., 6,158 yards) | 1992-95 |
| 4. | 797 | JaMarcus Russell (493 comp., 6,625 yards) | 2004-06 |
| 5. | 716 | Herb Tyler (434 comp., 5,876 yards) | 1995-98 |
| 6. | 678 | Jordan Jefferson (397 comp., 4,733 yards) | 2008-11 |
| 7. | 659 | Zach Mettenberger (407 comp., 5,783 yards) | 2011-13 |
| 8. | 623 | Josh Booty (307 comp., 3,951 yards) | 1999-2000 |
| 9. | 615 | Alan Risher (381 comp., 4,585 yards) | 1980-82 |
| 10. | 565 | Jarrett Lee (317 comp., 3,949 yards) | 2008-11 |
| -- | 541 | Joe Burrow (346 comp., 4,758 yards) | 2018-Present |

COMPLETIONS

| CAREER | | | |
|--------|------------|--|---------------------|
| 1. | 674 | Tommy Hodson (1,163 atts., 9,115 yards) | 1986-89 |
| 2. | 587 | Jeff Wickersham (1,005 atts., 6,921 yards) | 1982-85 |
| 3. | 493 | JaMarcus Russell (797 atts., 6,625 yards) | 2004-06 |
| 4. | 459 | Jamie Howard (934 atts., 6,158 yards) | 1992-95 |
| 5. | 434 | Herb Tyler (715 atts., 5,876 yards) | 1995-98 |
| 6. | 407 | Zach Mettenberger (659 atts., 5,783 yards) | 2011-13 |
| 7. | 397 | Jordan Jefferson (678 atts., 4,733 yards) | 2008-11 |
| 8. | 381 | Alan Risher (615 atts., 4,585 yards) | 1980-82 |
| 9 | 346 | Joe Burrow (541 atts., 4,758 yards) | 2018-Present |
| 10. | 325 | Danny Etling (544 att., 4,586 yards) | 2016-17 |

PASSING YARDS GAINED

| CAREER | | | |
|--------|--------------|-----------------------------|---------------------|
| 1. | 9,115 | Tommy Hodson (674-1,163) | 1986-89 |
| 2. | 6,921 | Jeff Wickersham (587-1,005) | 1982-85 |
| 3. | 6,625 | JaMarcus Russell (493-797) | 2004-06 |
| 4. | 6,158 | Jamie Howard (459-934) | 1992-95 |
| 5. | 5,876 | Herb Tyler (434-715) | 1995-98 |
| 6. | 5,783 | Zach Mettenberger (407-659) | 2011-13 |
| 7. | 4,758 | Joe Burrow (346-541) | 2018-Present |
| 8. | 4,733 | Jordan Jefferson (397-678) | 2008-11 |
| 9. | 4,586 | Danny Etling (325-544) | 2016-17 |
| 10. | 4,585 | Alan Risher (381-615) | 1980-82 |

TOUCHDOWN PASSES

| CAREER | | | |
|--------|-----------|-------------------|---------------------|
| 1. | 69 | Tommy Hodson | 1986-89 |
| 2. | 52 | JaMarcus Russell | 2004-06 |
| 3. | 40 | Herb Tyler | 1995-98 |
| 4. | 38 | Joe Burrow | 2018-Present |
| 5. | 37 | Matt Mauck | 2001-03 |
| 6. | 35 | Zach Mettenberger | 2011-13 |
| 7. | 34 | Jamie Howard | 1992-95 |
| | 34 | Jordan Jefferson | 2008-11 |
| 9. | 32 | Jarrett Lee | 2008-11 |
| 10. | 31 | Matt Flynn | 2004-07 |
| | 31 | Alan Risher | 1980-82 |

TOUCHDOWN PASSES SEASON

| | | | |
|----|-----------|-------------------|-------------|
| 1. | 28 | JaMarcus Russell | 2006 |
| | 28 | Matt Mauck | 2003 |
| 2. | 22 | Joe Burrow | 2019 |
| | 22 | Zach Mettenberger | 2013 |
| | 22 | Tommy Hodson | 1989 |
| 5. | 21 | Matt Flynn | 2007 |
| 6 | 19 | Tommy Hodson | 1986 |
| 7. | 18 | Rohan Davey | 2001 |
| | 18 | Herb Tyler | 1998 |
| 9. | 17 | Josh Booty | 2000 |
| | 17 | Jordan Jefferson | 2009 |

300-YARD PASSING GAMES

| CAREER | | | |
|--------|----------|-------------------|---------------------|
| 1. | 7 | Rohan Davey | 1998-2001 |
| 2. | 6 | Joe Burrow | 2018-present |
| | 3 | Zach Mettenberger | 2011-13 |
| | 3 | Jamie Howard | 1992-95 |
| 5. | 2 | Danny Etling | 2016-17 |
| | 2 | Matt Flynn | 2004-07 |
| | 2 | JaMarcus Russell | 2004-06 |
| | 2 | Matt Mauck | 2001-03 |
| | 2 | Tommy Hodson | 1986-89 |
| | 2 | Jeff Wickersham | 1982-85 |

CONSECUTIVE 300-YARD PASSING GAMES

| | | | |
|----|----------|---|-------------|
| 1. | 4 | Joe Burrow | 2019 |
| | | 471 at #9 Texas, 373 vs. Northwestern St., 398 at Vanderbilt, 344 vs. Utah St. | |
| 2. | 3 | Rohan Davey | 2001 |
| | | 528 at Alabama, 318 vs. Middle Tennessee | |
| | | 359 vs. #24 Arkansas | |
| 3. | 2 | Zach Mettenberger | 2013 |
| | | (372 at #9 Georgia, 340 at Mississippi State | |
| | 2 | Matt Flynn | 2007 |
| | | 319 vs. #18 Auburn, 353 at #17 Alabama | |
| | 2 | Tommy Hodson | 1989 |
| | | 438 vs. #11 Tennessee, 381 at Ole Miss | |
| | 2 | Jeff Wickersham | 1983 |
| | | 344 vs. #19 Alabama, 368 vs. Mississippi State | |

CONSECUTIVE COMPLETIONS

| | | | |
|----|-----------|--|-------------|
| 1. | 14 | JaMarcus Russell (vs. Mississippi State) | 2006 |
| | 14 | Matt Mauck (vs. Louisiana Tech) | 2003 |
| | 14 | Chad Loup (vs. Arkansas) | 1993 |
| 4. | 12 | Joe Burrow (at Vanderbilt) | 2019 |
| | 12 | Zach Mettenberger (at Mississippi State) | 2013 |
| | 12 | Tommy Hodson (at Tennessee) | 1988 |
| | 12 | Jeff Wickersham (at Tulane) | 1985 |
| | 12 | Alan Risher (vs. Rice) | 1981 |
| 9. | 11 | Joe Burrow (at Texas) | 2019 |
| | 11 | Danny Etling (vs. BYU) | 2017 |
| | 11 | Rohan Davey (vs. Western Carolina) | 2000 |

LSU'S ALL-TIME STARTING QUARTERBACK CAREER RECORD (SINCE 1957)

| YEARS | QB | CAREER RECORD BY WINS |
|------------|-------------------|-----------------------|
| 1986-89 | Tommy Hodson | 31-14-1 |
| 1995-98 | Herb Tyler | 27-11 |
| 2004-06 | JaMarcus Russell | 26-4 |
| 1957-59 | Warren Rabb | 25-7 |
| 2008-11 | Jordan Jefferson | 24-8 |
| 1983-85 | Jeff Wickersham | 21-12-2 |
| 1960-62 | Jimmy Field | 20-6-2 |
| 2011-13 | Zach Mettenberger | 19-6 |
| 2001-03 | Matt Mauck | 18-2 |
| 1980-82 | Alan Risher | 17-14-2 |
| 2016-17 | Danny Etling | 16-7 |
| 2018-pres. | Joe Burrow | 15-3 |
| 2008-11 | Jarrett Lee | 14-4 |
| 1977-79 | David Woodley | 14-7 |
| 1963-65 | Pat Screen | 13-3-1 |
| 1970-72 | Bert Jones | 12-4-1 |
| 1999-01 | Rohan Davey | 12-5 |
| 1992-95 | Jamie Howard | 12-19-1 |
| 2004-07 | Matt Flynn | 11-2 |
| 1967-69 | Mike Hillman | 11-2 |
| 1966-68 | Fred Haynes | 11-5-1 |
| 1976-79 | Steve Ensminger | 11-6 |

PLAYS

| CAREER | | | |
|--------|------------|-----------------------------|---------------------|
| 1. | 1,307 | Tommy Hodson | 1986-89 |
| | | (144 rush, 1,163 pass) | |
| 2. | 1,181 | Jeff Wickersham | 1982-85 |
| | | (176 rush, 1,005 pass) | |
| 3. | 1,063 | Jamie Howard | 1992-95 |
| | | (129 rush, 934 pass) | |
| 4. | 1,037 | Jordan Jefferson | 2008-11 |
| | | (359 rush, 678 pass) | |
| 5. | 1,006 | Herb Tyler | 1995-98 |
| | | (291 rush, 715 pass) | |
| 6. | 992 | Alan Risher | 1980-82 |
| | | (377 rush, 615 pass) | |
| 7. | 936 | JaMarcus Russell | 2004-06 |
| | | (139 rush, 797 pass) | |
| 8. | 884 | Dalton Hilliard | 1982-85 |
| | | (882 rush, 2 pass) | |
| 9. | 859 | Kevin Faulk | 1995-98 |
| | | (856 rush, 3 pass) | |
| 10. | 857 | Charles Alexander | 1975-78 |
| | | (855 rush, 2 pass) | |
| -- | 698 | Joe Burrow | 2018-Present |
| | | (157 rush, 541 pass) | |

TOTAL YARDS

| CAREER | | | |
|--------|--------------|-------------------------------|---------------------|
| 1. | 8,938 | Tommy Hodson | 1986-89 |
| | | (-177 rush, 9,115 pass) | |
| 2. | 6,705 | Jeff Wickersham | 1982-85 |
| | | (-216 rush, 6,921 pass) | |
| 3. | 6,704 | JaMarcus Russell | 2004-06 |
| | | (79 rush, 6,625 pass) | |
| 4. | 6,654 | Herb Tyler | 1995-98 |
| | | (778 rush, 5,876 pass) | |
| 5. | 6,010 | Jamie Howard | 1992-95 |
| | | (-148 rush, 6,158 pass) | |
| 6. | 5,751 | Jordan Jefferson | 2008-11 |
| | | (1,018 rush, 4,733 pass) | |
| 7. | 5,470 | Zach Mettenberger | 2011-13 |
| | | (-313 rush, 5,783 pass) | |
| 8. | 5,219 | Joe Burrow | 2018-Present |
| | | (461 rush, 4,758 pass) | |
| 9. | 5,127 | Alan Risher | 1980-82 |
| | | (542 rush, 4,585 pass) | |
| 10. | 4,760 | Danny Etling | 2016-17 |
| | | (174 rush, 4,586 pass) | |

MOST TOUCHDOWNS RESPONSIBLE FOR

| CAREER | | | |
|--------|-----------|---|---------------------|
| 1. | 71 | Tommy Hodson (2 rush, 69 pass) | 1986-89 |
| 2. | 63 | Herb Tyler (23 rush, 40 pass) | 1995-98 |
| 3. | 56 | JaMarcus Russell (4 rush, 52 pass) | 2004-06 |
| 4. | 53 | Kevin Faulk (46 rush, 4 rec, 2 PR, 1 KOR) | 1995-98 |
| 5. | 50 | Dalton Hilliard (44 rush, 6 rec) | 1982-85 |
| 6. | 47 | Joe Burrow (9 rush, 38 pass) | 2018-Present |
| 7. | 46 | Jordan Jefferson (12 rush, 34 pass) | 2008-11 |
| 8. | 44 | Alan Risher (13 rush, 31 pass) | 1980-82 |
| 9. | 42 | Leonard Fournette (40 rush, 1 rec, 1 KOR) | 2014-16 |
| 10. | 40 | Matt Mauck (5 rush, 35 pass) | 2001-03 |
| | 40 | Charles Alexander (40 rush) | 1975-78 |

MOST TOUCHDOWNS RESPONSIBLE FOR

| SEASON | | | |
|--------|-----------|-------------------------------------|-------------|
| 1. | 29 | JaMarcus Russell (1 rush, 28 pass) | 2006 |
| | 29 | Matt Mauck (1 rush, 28 pass) | 2003 |
| 3. | 25 | Matt Flynn (4 rush, 21 pass) | 2007 |
| | 25 | Herb Tyler (7 rush, 18 pass) | 1998 |
| 5. | 24 | Joe Burrow (2 rush, 22 pass) | 2019 |
| | 24 | Tommy Hodson (2 rush, 22 pass) | 1989 |
| 7. | 23 | Joe Burrow (7 rush, 16 pass) | 2018 |
| | 23 | Leonard Fournette (22 rush, 1 rec.) | 2015 |
| 9. | 22 | Zach Mettenberger (22 pass) | 2013 |
| 10. | 21 | Alan Risher (4 rush, 17 pass) | 1982 |

LSU RECORD BOOK WATCH

COMPLETION PERCENTAGE

| SEASON (MIN. 50 ATTS.) | | |
|------------------------|------|----------------------------------|
| 1. | 78.3 | Joe Burrow (127-162) 2019 |
| 2. | 68.0 | Ryan Perrilloux (51-75) 2007 |
| 3. | 67.8 | JaMarcus Russell (232-342) 2006 |
| 4. | 65.2 | Herb Tyler (45-69) 1995 |
| 5. | 64.9 | Zach Mettenberger (192-296) 2013 |
| 6. | 64.4 | Rohan Davey (38-59) 2000 |
| 7. | 64.0 | Nelson Stokley (32-50) 1965 |
| 8. | 63.9 | Matt Mauck (229-358) 2003 |
| 9. | 63.7 | Alan Risher (149-234) 1982 |
| 10. | 63.0 | Alan Risher (150-238) 1981 |
| | 63.0 | Marcus Randall (102-162) 2004 |

QUARTERBACK-RECEIVER
TD COMBINATIONS

| CAREER | | |
|--------|----|---------------------------------|
| 1. | 23 | JaMarcus Russell-Dwayne Bowe |
| 2. | 21 | Tommy Hodson-Wendell Davis |
| 3. | 15 | Zach Mettenberger-Jarvis Landry |
| 4. | 14 | Tommy Hodson-Eddie Fuller |
| | 14 | Matt Mauck -Devery Henderson |
| 6. | 13 | Joe Burrow-Justin Jefferson |
| | 13 | Tommy Hodson-Eddie Fuller |
| | 13 | Rohan Davey-Josh Reed |
| 8. | 12 | JaMarcus Russell-Early Doucet |
| 9. | 11 | Jordan Jefferson-Brandon LaFell |
| -- | 9 | Joe Burrow-Ja'Marr Chase |
| -- | 6 | Joe Burrow-Terrace Marshall Jr. |

100-YARD RECEIVING GAMES

| CAREER | | |
|--------|----|-------------------------------|
| 1. | 18 | Josh Reed 1999-2001 |
| 2. | 13 | Wendell Davis 1984-87 |
| 3. | 11 | Eric Martin 1981-84 |
| 4. | 9 | Tony Moss 1986-89 |
| | 9 | Andy Hamilton 1969-71 |
| 6. | 8 | Todd Kinchen 1989-91 |
| 7. | 7 | Odell Beckham Jr. 2011-13 |
| | 7 | Michael Clayton 2001-03 |
| 9. | 6 | Jarvis Landry 2011-13 |
| 10. | 5 | Justin Jefferson 2017-Present |
| | 5 | Travin Dural 2013-16 |
| | 5 | Malachi Dupre 2014-16 |
| | 5 | Rueben Randle 2009-11 |
| | 5 | Terrence Toliver 2007-10 |
| | 5 | Abram Booty 1997-99 |
| | 5 | Tommy Morel 1966-68 |

100-YARD RECEIVING GAMES

| SEASON | | |
|--------|----|------------------------|
| 1. | 11 | Josh Reed 2001 |
| 2. | 6 | Josh Reed 2000 |
| | 6 | Wendell Davis 1987 |
| | 6 | Wendell Davis 1986 |
| 5. | 5 | Odell Beckham Jr. 2013 |
| | 5 | Jarvis Landry 2013 |
| | 5 | Tony Moss 1988 |
| | 5 | Eric Martin 1983 |
| | 5 | Andy Hamilton 1971 |
| 10. | 4 | DJ Chark 2017 |
| | 4 | Rueben Randle 2011 |
| | 4 | Michael Clayton 2003 |
| | 4 | Todd Kinchen 1990 |
| | 4 | Tony Moss 1989 |
| | 4 | Eric Martin 1982 |
| | 4 | Andy Hamilton 1970 |
| | 4 | Tommy Morel 1968 |
| -- | 3 | Justin Jefferson 2019 |

TOUCHDOWN CATCHES

| SEASON | | |
|--------|----|---------------------------|
| 1. | 12 | Dwayne Bowe 2006 |
| 2. | 11 | Brandon LaFell 2009 |
| | 11 | Devery Henderson 2003 |
| | 11 | Wendell Davis 1986 |
| 5. | 10 | Jarvis Landry 2013 |
| | 10 | Michael Clayton 2003 |
| | 10 | Josh Reed 2000 |
| | 10 | Carlos Carson 1977 |
| 9. | 9 | Dwayne Bowe 2005 |
| | 9 | Eddie Fuller 1989 |
| | 9 | Tony Moss 1989 |
| | 9 | Andy Hamilton 1971 |
| -- | 7 | Justin Jefferson 2019 |
| -- | 6 | Ja'Marr Chase 2019 |
| -- | 6 | Terrace Marshall Jr. 2019 |

PUNTING AVERAGE

| CAREER (MIN. 65 PUNTS) | | |
|------------------------|-------|---------------------------------------|
| 1. | 44.67 | Zach Von Rosenberg (100/4,467) ACTIVE |
| 2. | 44.58 | Brad Wing (118/5,261) 2011-12 |
| 3. | 44.1 | Patrick Fisher (65/2,865) 2004-07 |
| 4. | 42.9 | Chad Kessler (186/7,976) 1994-97 |
| 5. | 42.6 | Jamie Keehn (184/7,837) 2012-15 |
| 6. | 42.4 | Derek Helton (80/3,397) 2009-10 |
| 7. | 42.0 | Donnie Jones (233/9,788) 2000-03 |
| 8. | 41.2 | Eddie Ray (153/6,309) 1967-69 |
| 9. | 41.1 | Chris Jackson (146/5,994) 2003-06 |
| 10. | 40.6 | Clay Parker (180/7,304) 1981-84 |

THE LAST MEETING

LSU **19**
Florida **27**

October 6, 2018 • Ben Hill-Griffin Stadium • Gainesville, Fla.

No. 5 Football Suffers First Loss, 27-19

In a back-and-forth game in The Swamp, No. 22 Florida scored with eight minutes remaining and held off the fifth-ranked Tigers, 27-19, on Saturday. LSU (5-1, 2-1 SEC) suffered its first defeat of the 2018 season while facing three ranked teams away from Tiger Stadium in its first six games. Florida improved to 5-1 overall and 4-1 in SEC play. With 11:14 remaining, LSU took a 19-15 lead after running back Nick Brossette's second touchdown of the game. However, the Tigers two-point attempt was batted away and Florida answered with a nine-play, 75-yard drive to take earn a 20-19 lead. Florida earned the final margin with 1:45 to play when Joe Burrow threw his first interception in 160 pass attempts as a Tiger. Florida's Brad Stewart Jr. returned it 25 yards for a touchdown. Brossette netting 95 rushing yards on 15 carries, while Clyde Edwards-Helaire added 55 yards on 13 carries. Burrow was 19-of-34, passing for 191 yards. He was sacked five times for minus-30 yards, but finished with 22 net rushing yards. Derrick Dillon had a team-high four catches for 42 yards, while Justin Jefferson added three catches for 50 yards. In a statistically-even contest, Florida outgained LSU, 391-371. LSU had three turnovers while Florida had one.

STATISTICAL COMPARISON (2019)

| Category | LSU | Florida | CONF. (FBS) RANKING | |
|-----------------------------|--------|---------|---------------------|---------|
| | | | LSU | Florida |
| Record: | 5-0 | 6-0 | | |
| Conference: | 1-0 | 3-0 | | |
| 3rd Down Conversion: | .569 | .439 | 1(1) | 4(31) |
| Opp. 3rd Down Conversion: | .301 | .345 | 3(18) | 9(48) |
| 4th Down Conversion | .667 | .538 | 3(30) | 7(61) |
| 4th Down Conversion Defense | .286 | .167 | 4(18) | 1(7) |
| Fewest Penalties | 28.0 | 34.0 | 2(28) | 9(69) |
| Fewest Penalty Yards | 285.0 | 335.0 | 7(58) | 11(90) |
| 1st Down Defense | 80.0 | 95.0 | 3(15) | 5(42) |
| 1st Down Offense | 139.0 | 131.0 | 1(6) | 2(15) |
| Kickoff Return Defense | 16.67 | 18.50 | 3(9) | 4(40) |
| Kickoff Returns | 30.33 | 22.25 | 1(5) | 5(49) |
| Net Punting | 42.77 | 41.64 | 5(11) | 4(23) |
| Passing Offense | 416.0 | 284.5 | 1(2) | 5(32) |
| Passing Yards Allowed | 206.8 | 183.3 | 5(52) | 2(18) |
| Punt Returns | 14.71 | 4.57 | 4(18) | 13(109) |
| Punt Return Defense | 6.50 | -1.50 | 6(64) | 1(2) |
| Red Zone Offense | 1.000 | .846 | 1(1) | 6(63) |
| Red Zone Defense | .667 | .357 | 2(8) | 1(1) |
| Rushing Defense | 81.0 | 93.0 | 2(8) | 4(16) |
| Rushing Offense | 155.0 | 139.8 | 9(75) | 11(89) |
| Sacks Allowed | 1.80 | 2.00 | 5(52) | 7(60) |
| Scoring Defense | 19.8 | 9.5 | 7(29) | 1(5) |
| Scoring Offense | 54.6 | 32.3 | 1(1) | 7(53) |
| Passing Efficiency | 203.89 | 163.55 | 2(3) | 4(21) |
| Passing Efficiency Defense | 114.09 | 103.77 | 6(25) | 2(9) |
| Sacks | 2.60 | 4.33 | 6(37) | 1(5) |
| Tackles for Loss | 7.0 | 7.3 | 3(37) | 2(32) |
| Time of Possession | 30:29 | 29:42 | 6(53) | 9(75) |
| Total Defense | 287.8 | 276.3 | 4(17) | 2(11) |
| Total Offense | 571.0 | 424.3 | 1(2) | 9(61) |
| Turnover Margin | 1 | 4 | 7(52) | 3(29) |
| Turnovers Gained | 7 | 17 | 12(73) | 1(1) |
| Turnovers Lost | 6 | 13 | 4(34) | 13(121) |

Series Notes: LSU and Florida will meet for the 66th time with the Gators holding a 33-29-3 advantage in the series. The first meeting came in 1937 in Baton Rouge as LSU came out victorious 19-0. The Gators won last year's meeting by a final score of 27-19 in Gainesville. Florida holds the longest win streak in the series, winning nine straight games from 1988-1996. This season's match up will be the 6th all time with both teams ranked inside the Top-10 in the nation. The first such meeting came in 2006, when the eventual National Champion No. 5 Gators defeated the ninth ranked Tigers 23-10. The next season, No. 1 LSU defeated No. 9 Florida 28-24 in route to their National Championship season. Fast forward two years, the top-ranked Gators defeated the fourth-ranked Tigers in Baton Rouge 13-3. Florida, ranked 10th in the nation, won the next top-10 meeting in 2012 over the then ranked No. 4 Tigers by a final score of 14-6. The last Top-10 meeting came back in 2015 when the sixth-ranked Tigers won at home over the eighth-ranked Gators 35-28.

The Series: Florida Leads 33-29-3

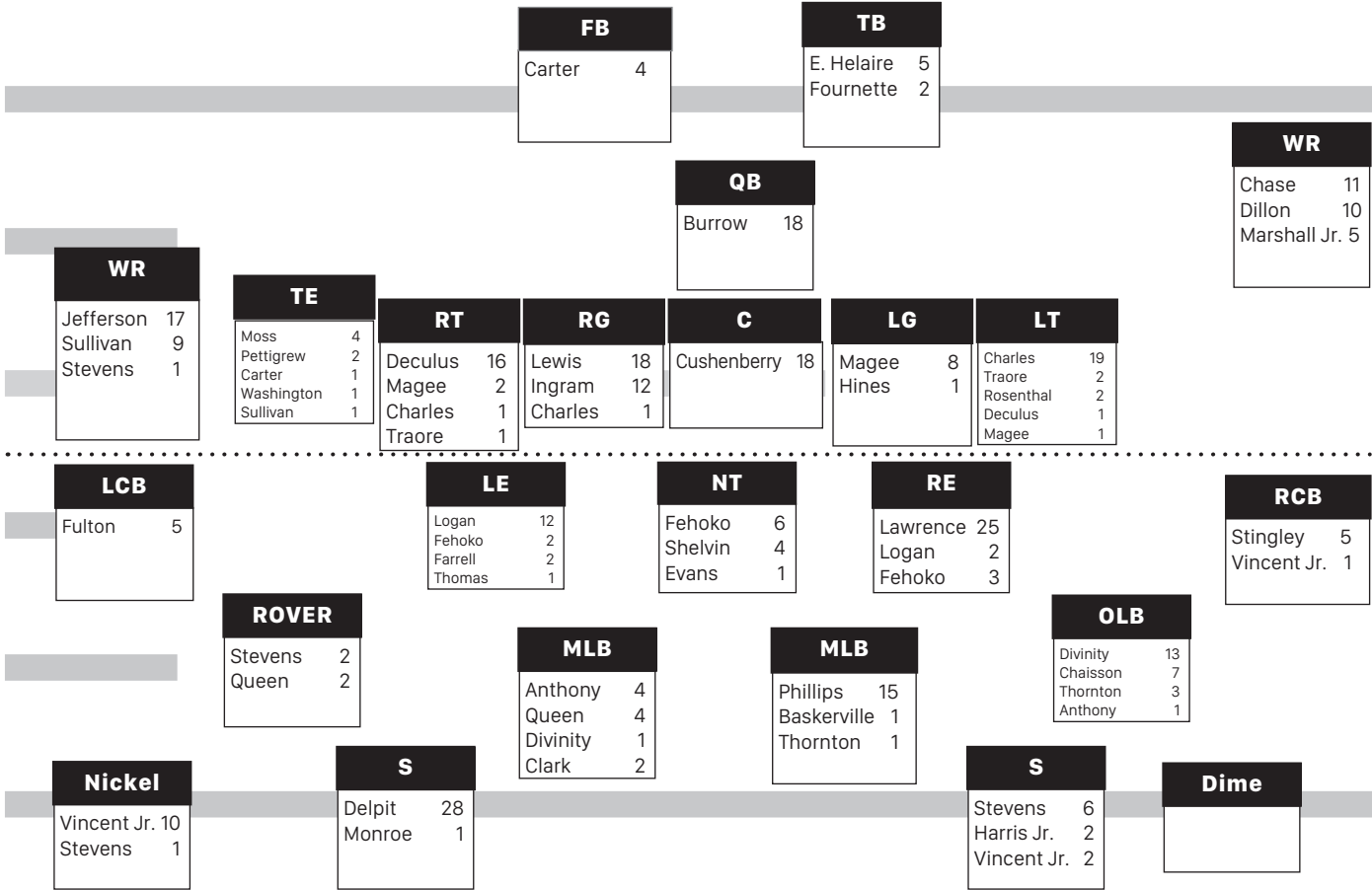
| Year | Results | Rankings | Date (Site) |
|------|------------|----------|-------------------------|
| 1937 | LSU, 19-0 | NR/NR | Sept. 25 at Baton Rouge |
| 1941 | LSU, 10-7 | NR/NR | Oct. 25 at Baton Rouge |
| 1953 | Tie, 21-21 | #14/NR | Oct. 24 at Gainesville |
| 1954 | LSU, 20-7 | NR/#18 | Oct. 23 at Baton Rouge |
| 1955 | UF, 18-14 | NR/NR | Oct. 15 at Gainesville |
| 1956 | UF, 21-6 | NR/NR | Oct. 27 at Baton Rouge |
| 1957 | UF, 22-14 | #10/NR | Oct. 26 at Gainesville |
| 1958 | LSU, 10-7 | #3/NR | Oct. 25 at Baton Rouge |
| 1959 | LSU, 9-0 | #1/NR | Oct. 24 at Gainesville |
| 1960 | UF, 13-10 | NR/NR | Oct. 22 at Baton Rouge |
| 1961 | LSU, 23-0 | #7/NR | Oct. 28 at Gainesville |
| 1962 | LSU, 23-0 | #6/NR | Oct. 27 at Baton Rouge |
| 1963 | LSU, 14-0 | NR/NR | Oct. 26 at Gainesville |
| 1964 | UF, 20-6 | #6/NR | Nov. 28 at Baton Rouge |
| 1965 | UF, 14-7 | #5/NR | Oct. 2 at Gainesville |
| 1966 | UF, 28-7 | NR/#8 | Oct. 22 at Baton Rouge |
| 1967 | LSU, 37-6 | NR/NR | Oct. 7 at Gainesville |
| 1971 | LSU, 48-7 | #16/NR | Oct. 9 at Baton Rouge |
| 1972 | Tie, 3-3 | #8/NR | Nov. 25 at Gainesville |
| 1973 | LSU, 24-3 | #10/NR | Oct. 6 at Baton Rouge |
| 1974 | UF, 24-14 | NR/#13 | Oct. 5 at Gainesville |
| 1975 | UF, 34-6 | NR/#20 | Oct. 4 at Baton Rouge |
| 1976 | UF, 28-23 | #11/#19 | Oct. 2 at Gainesville |
| 1977 | LSU, 36-14 | NR/#9 | Oct. 1 at Baton Rouge |
| 1978 | LSU, 34-21 | #11/NR | Oct. 7 at Gainesville |
| 1979 | LSU, 20-3 | #17/NR | Oct. 6 at Baton Rouge |

| | | | |
|------|------------|---------|------------------------|
| 1980 | LSU, 24-7 | NR/#19 | Oct. 4 at Gainesville |
| 1981 | UF, 24-10 | NR/NR | Oct. 3 at Baton Rouge |
| 1982 | LSU, 24-13 | NR/#4 | Oct. 2 at Gainesville |
| 1983 | UF, 31-17 | #16/#12 | Oct. 1 at Baton Rouge |
| 1984 | Tie, 21-21 | NR/NR | Sept. 8 at Gainesville |
| 1985 | UF, 20-0 | #8/#11 | Oct. 5 at Baton Rouge |
| 1986 | LSU, 28-17 | #18/NR | Oct. 4 at Gainesville |
| 1987 | LSU, 13-10 | #7/#19 | Oct. 3 at Baton Rouge |
| 1988 | UF, 19-6 | #14/#17 | Oct. 1 at Gainesville |
| 1989 | UF, 16-13 | NR/NR | Oct. 7 at Baton Rouge |
| 1990 | UF, 34-8 | NR/#10 | Oct. 6 at Gainesville |
| 1991 | UF, 16-0 | NR/#13 | Oct. 5 at Baton Rouge |
| 1992 | UF, 28-21 | NR/#23 | Oct. 10 at Gainesville |
| 1993 | UF, 58-3 | NR/#5 | Oct. 9 at Baton Rouge |
| 1994 | UF, 42-18 | NR/#1 | Oct. 8 at Gainesville |
| 1995 | UF, 28-10 | #21/#3 | Oct. 7 at Baton Rouge |
| 1996 | UF, 56-13 | #12/#1 | Oct. 12 at Gainesville |
| 1997 | LSU, 28-21 | #14/#1 | Oct. 11 at Baton Rouge |
| 1998 | UF, 22-10 | #11/#6 | Oct. 10 at Gainesville |
| 1999 | UF, 31-10 | NR/#8 | Oct. 9 at Baton Rouge |
| 2000 | UF, 41-9 | NR/#12 | Oct. 7 at Gainesville |
| 2001 | UF, 44-15 | #18/#2 | Oct. 6 at Baton Rouge |
| 2002 | LSU, 36-7 | #18/#16 | Oct. 12 at Gainesville |
| 2003 | UF, 19-7 | #6/NR | Oct. 11 at Baton Rouge |
| 2004 | LSU, 24-21 | #24/#12 | Oct. 9 at Gainesville |
| 2005 | LSU, 21-17 | #10/#11 | Oct. 15 at Baton Rouge |
| 2006 | UF, 23-10 | #9/#5 | Oct. 7 at Gainesville |

| | | | |
|------|------------|---------|------------------------|
| 2007 | LSU, 28-24 | #1/#9 | Oct. 6 at Baton Rouge |
| 2008 | UF, 51-21 | #4/#11 | Oct. 11 at Gainesville |
| 2009 | UF, 13-3 | #4/#1 | Oct. 10 at Baton Rouge |
| 2010 | LSU, 33-29 | #12/#14 | Oct. 9 at Gainesville |
| 2011 | LSU, 41-11 | #1/RV | Oct. 8 at Baton Rouge |
| 2012 | UF, 14-6 | #4/#10 | Oct. 6 at Gainesville |
| 2013 | LSU, 17-6 | #10/#17 | Oct. 12 at Baton Rouge |
| 2014 | LSU, 30-27 | NR/NR | Oct. 11 at Gainesville |
| 2015 | LSU, 35-28 | #6/#8 | Oct. 17 at Baton Rouge |
| 2016 | UF, 16-10 | #16/#21 | Nov. 19 at Baton Rouge |
| 2017 | LSU, 17-16 | NR/#21 | Oct. 7 at Gainesville |
| 2018 | UF, 27-19 | #5/#22 | Oct. 6 at Gainesville |

at Baton Rouge: Florida Leads 17-16
at Gainesville: Florida Leads 16-13-3
Ed Orgeron vs. Florida: 1-3

LSU GAME-BY-GAME STARTERS



| (Games Played/Starts) | '16 | '17 | '18 | '19 | Total | Consecutive Starts |
|---------------------------|-----|-------|-------|-----|-------|--------------------|
| Andre Anthony, LB | -- | -- | 13/3 | 5/2 | 18/5 | - |
| Avery Atkins, PK | -- | -- | 13/0 | 5/0 | 18/0 | - |
| Micah Baskerville, LB | -- | -- | 8/1 | 3/0 | 11/1 | - |
| Anthony Bradford, OL | -- | -- | -- | 2/0 | 2/0 | - |
| Myles Brennan, QB | -- | 6/0 | 1/0 | 4/0 | 11/0 | - |
| Marcel Brooks, S | -- | -- | -- | 2/0 | 2/0 | - |
| Colby Brunet, WR | -- | -- | 9/0 | 4/0 | 13/0 | - |
| Joe Burrow, QB | -- | -- | 13/13 | 5/5 | 18/18 | 18 |
| Donavaughn Campbell, OL | 4/0 | 1/0 | 3/1 | 3/0 | 11/1 | - |
| Tory Carter, FB | -- | 12/1 | 12/4 | 3/0 | 27/5 | - |
| Ja'Marr Chase, WR | -- | -- | 13/7 | 4/4 | 17/11 | 2 |
| K'Lavon Chaisson, LB | -- | 12/3 | 1/1 | 3/3 | 16/7 | 1 |
| Saahdiq Charles, OL | -- | 13/9 | 10/10 | 2/2 | 25/21 | - |
| Damone Clark, LB | -- | -- | 13/0 | 5/2 | 18/2 | - |
| Jarell Cherry, LB | -- | -- | 1/0 | 3/0 | 4/0 | - |
| Lloyd Cole, CB | -- | -- | -- | 5/0 | 5/0 | - |
| Cade Comeaux, DB | -- | -- | -- | 1/0 | 1/0 | - |
| Davin Cotton, DT | -- | -- | 2/0 | -- | 2/0 | - |
| Chris Curry, RB | -- | -- | 4/0 | 4/0 | 8/0 | - |
| Lloyd Cushenberry II, C | -- | 11/0 | 13/13 | 5/5 | 29/18 | 18 |
| Tyrion Davis-Price, RB | -- | -- | -- | 5/0 | 5/0 | - |
| Austin Deculus, OL | -- | 13/0 | 13/12 | 5/5 | 31/17 | 17 |
| Grant Delpit, S | -- | 13/10 | 13/13 | 5/5 | 31/28 | 19 |
| Derrick Dillon, WR | 8/0 | 13/3 | 13/5 | 5/2 | 39/10 | 1 |
| Michael Divinity Jr., LB | 9/0 | 11/1 | 12/11 | 2/2 | 34/14 | - |
| Clyde Edwards-Helaire, RB | -- | 13/0 | 13/0 | 5/5 | 31/5 | 5 |
| John Emery Jr., RB | -- | -- | -- | 4/0 | 4/0 | - |
| Joseph Evans, DL | -- | -- | -- | 3/1 | 3/1 | - |
| Neil Farrell Jr., DE | -- | 5/0 | 10/0 | 5/2 | 20/2 | 1 |
| Breiden Fehoko, DL | -- | -- | 8/8 | 5/3 | 13/11 | 3 |
| Blake Ferguson, SNP | 2/0 | 13/0 | 13/0 | 5/0 | 33/0 | - |
| Cordale Flott, CB | -- | -- | -- | 5/0 | 5/0 | - |
| Lanard Fournette, RB | 3/0 | 5/0 | 13/2 | 4/0 | 25/2 | - |
| Evan Francioni, WR | -- | -- | -- | 2/0 | 2/0 | - |
| Kristian Fulton, DB | 3/0 | -- | 10/10 | 5/5 | 18/15 | 5 |
| Maurice Hampton Jr., S | -- | -- | -- | 4/0 | 4/0 | - |
| Todd Harris Jr., S | -- | 13/0 | 11/1 | 3/1 | 27/2 | - |
| Chasen Hines, OL | -- | -- | 8/1 | 4/0 | 12/1 | - |
| Brandon Hubicz, TE | -- | -- | -- | 1/0 | 1/0 | - |
| Ed Ingram, OL | -- | 13/12 | -- | -- | -- | - |
| Siaki Ika, DT | -- | -- | -- | 2/0 | 2/0 | - |
| Ed Ingram, OG | -- | 13/12 | -- | 1/0 | 14/12 | - |
| Justin Jefferson, WR | -- | 6/0 | 13/12 | 5/5 | 24/17 | 10 |
| Jaray Jenkins, WR | -- | -- | -- | 3/0 | 3/0 | - |
| Nelson Jenkins, DT | -- | -- | 1/0 | -- | 1/0 | - |

| (Games Played/Starts) | '16 | '17 | '18 | '19 | Total | Consecutive Starts |
|--------------------------|-----|-------|-------|-----|-------|--------------------|
| Raydarius Jones, CB | -- | -- | -- | 4/0 | 4/0 | - |
| Kenan Jones, WR | -- | -- | 13/0 | 2/0 | 15/0 | - |
| Jontre Kirklind, CB | -- | 12/0 | 12/0 | 5/0 | 29/0 | - |
| Rashard Lawrence, DE | 9/0 | 10/10 | 13/13 | 2/2 | 34/25 | - |
| Devonta Lee, WR | -- | -- | -- | 4/0 | 4/0 | - |
| Cameron Lewis, S | -- | 2/0 | 3/0 | 5/0 | 10/0 | - |
| Damien Lewis, OG | -- | -- | 13/13 | 5/5 | 18/18 | 18 |
| Glen Logan, DE | -- | 12/2 | 13/10 | 2/2 | 27/14 | - |
| Adrian Magee, OG | 3/0 | 12/1 | 10/4 | 5/5 | 29/10 | 5 |
| Terrace Marshall Jr., WR | -- | -- | 13/1 | 4/4 | 19/5 | - |
| Kendall McCallum, LB | -- | -- | -- | 2/0 | 2/0 | - |
| TK McLendon, TE | -- | -- | -- | 3/0 | 3/0 | - |
| Racey McMath, WR | -- | 2/0 | 12/0 | 4/0 | 18/0 | - |
| Wesley McKoy, WR | -- | -- | 1/0 | -- | 1/0 | - |
| Aaron Moffitt, TE | -- | -- | -- | 4/0 | 4/0 | - |
| Eric Monroe, DB | 1/0 | 13/1 | 4/0 | 5/0 | 23/1 | - |
| Derian Moore, S | -- | -- | -- | 1/0 | 1/0 | - |
| Travez Moore, LB | -- | -- | 3/0 | 2/0 | 5/0 | - |
| Thaddeus Moss, TE | -- | -- | -- | 4/4 | 4/4 | 2 |
| Manny Netherly, DB | -- | 1/0 | 11/0 | -- | 12/0 | - |
| Trey Palmer, WR | -- | -- | -- | 4/0 | 4/0 | - |
| Jamal Pettigrew, TE | -- | 13/2 | -- | 5/0 | 18/2 | - |
| Jacob Phillips, LB | -- | 12/0 | 12/11 | 5/5 | 29/16 | 5 |
| Tae Provens, RB | -- | -- | 2/0 | -- | 2/0 | - |
| Patrick Queen, LB | -- | 12/0 | 13/4 | 5/2 | 30/6 | 2 |
| Dare Rosenthal, OT | -- | -- | -- | 3/2 | 3/2 | 1 |
| Jakori Savage, OL | -- | 11/0 | 7/0 | 4/0 | 22/0 | - |
| Tyler Shelvin, DT | -- | -- | 6/0 | 5/4 | 11/4 | 1 |
| Quentin Skinner, LS | -- | -- | -- | 1/0 | 1/0 | - |
| Jared Small, LB | -- | -- | 4/0 | 3/0 | 7/0 | - |
| Carlton Smith, LB | -- | -- | -- | 4/0 | 4/0 | - |
| Donte Starks, LB | -- | -- | -- | 2/0 | 2/0 | - |
| JaCoby Stevens, S | -- | 6/1 | 11/4 | 5/5 | 22/10 | 9 |
| Derek Singley Jr., CB | -- | -- | -- | 5/5 | 5/5 | 5 |
| Stephen Sullivan, WR | 8/0 | 13/8 | 13/1 | 4/1 | 38/10 | - |
| Justin Thomas, DE | -- | 2/0 | 5/0 | 3/1 | 10/1 | - |
| Ray Thornton, LB | -- | 6/2 | 12/2 | 4/0 | 22/4 | - |
| Badara Traore, OT | -- | -- | 13/2 | 4/1 | 17/3 | - |
| Charles Turner, OL | -- | -- | -- | 2/0 | 2/0 | - |
| Kary Vincent Jr., CB | -- | 11/3 | 13/7 | 5/3 | 29/13 | 1 |
| Zach Von Rosenberg, P | -- | 11/0 | 13/0 | 5/0 | 29/0 | - |
| Jay Ward, CB | -- | -- | -- | 3/0 | 3/0 | - |
| Cameron Wire, OT | -- | -- | -- | 2/0 | 2/0 | - |
| Cade York, K | -- | -- | -- | 5/0 | 5/0 | - |

GAME-BY-GAME PARTICIPATION

| ## | PLAYER | GP/GS | GS | TEXAS | NSU | VANDY | USU | UF | MSU | AUB | UA | OM | ARK | TAMU |
|----|-----------------------|-------|-------|-------|-------|-------|-------|----|-----|-----|----|----|-----|------|
| 22 | Clyde Edwards-Helaire | 5/5 | START | START | START | START | START | | | | | | | |
| 46 | Andre Anthony | 5/2 | XXX | XXX | START | START | XXX | | | | | | | |
| 32 | Avery Atkins | 5/- | XXX | XXX | XXX | XXX | XXX | | | | | | | |
| 23 | Micah Baskerville | 3/- | ... | ... | XXX | XXX | XXX | | | | | | | |
| 75 | Anthony Bradford | 2/- | ... | ... | XXX | XXX | ... | | | | | | | |
| 15 | Myles Brennan | 4/- | XXX | ... | XXX | XXX | XXX | | | | | | | |
| 9 | Marcel Brooks | 2/- | ... | XXX | ... | XXX | ... | | | | | | | |
| 89 | Colby Brunet | 4/- | XXX | XXX | XXX | ... | XXX | | | | | | | |
| 9 | Joe Burrow | 5/5 | START | START | START | START | START | | | | | | | |
| 71 | D. Campbell | 3/- | XXX | ... | XXX | XXX | ... | | | | | | | |
| 44 | Tory Carter | 3/- | XXX | XXX | XXX | ... | ... | | | | | | | |
| 18 | K'Lavon Chaisson | 3/3 | START | START | ... | ... | START | | | | | | | |
| 77 | Saahdiq Charles | 2/2 | ... | START | ... | START | ... | | | | | | | |
| 1 | Ja'Marr Chase | 4/4 | START | START | ... | START | START | | | | | | | |
| 55 | Jarell Cherry | 3/- | XXX | ... | XXX | XXX | ... | | | | | | | |
| 35 | Damone Clark | 5/2 | START | XXX | START | XXX | XXX | | | | | | | |
| 3 | Lloyd Cole | 5/- | XXX | XXX | XXX | XXX | XXX | | | | | | | |
| 30 | Cade Comeaux | 1/- | ... | ... | XXX | ... | ... | | | | | | | |
| 2 | Chris Curry | 4/- | XXX | XXX | ... | XXX | XXX | | | | | | | |
| 79 | Lloyd Cushenberry | 5/5 | START | START | START | START | START | | | | | | | |
| 3 | Ty Davis-Price | 5/- | XXX | XXX | XXX | XXX | XXX | | | | | | | |
| 76 | Austin Deculus | 5/5 | START | START | START | START | START | | | | | | | |
| 7 | Grant Delpit | 5/5 | START | START | START | START | START | | | | | | | |
| 19 | Derrick Dillon | 5/2 | XXX | XXX | START | XXX | START | | | | | | | |
| 45 | Michael Divinity | 2/2 | ... | START | ... | START | ... | | | | | | | |
| 4 | John Emery | 4/- | XXX | ... | XXX | XXX | XXX | | | | | | | |
| 94 | Joseph Evans | 4/1 | XXX | ... | XXX | START | XXX | | | | | | | |
| 92 | Neil Farrell | 5/2 | XXX | XXX | START | XXX | START | | | | | | | |
| 4 | Hunter Faust | 1/- | ... | ... | XXX | ... | ... | | | | | | | |
| 91 | Breiden Fehoko | 5/3 | XXX | XXX | START | START | START | | | | | | | |
| 48 | Blake Ferguson | 5/- | XXX | XXX | XXX | XXX | XXX | | | | | | | |
| 25 | Cordale Flott | 5/- | XXX | XXX | XXX | XXX | XXX | | | | | | | |
| 27 | Lanard Fournette | 4/- | XXX | XXX | XXX | XXX | ... | | | | | | | |
| 87 | Evan Francioni | 2/- | ... | ... | XXX | ... | XXX | | | | | | | |
| 1 | Kristian Fulton | 5/5 | START | START | START | START | START | | | | | | | |
| 14 | Maurice Hampton | 4/- | XXX | ... | XXX | XXX | XXX | | | | | | | |
| 4 | Todd Harris | 3/1 | START | XXX | XXX | ... | ... | | | | | | | |
| 57 | Chasen Hines | 4/- | XXX | ... | XXX | XXX | XXX | | | | | | | |
| 82 | Brandon Hubicz | 1/- | ... | ... | XXX | ... | ... | | | | | | | |
| 62 | Siaki Ika | 3/- | XXX | ... | XXX | ... | XXX | | | | | | | |
| 70 | Ed Ingram | 1/- | ... | ... | ... | ... | XXX | | | | | | | |
| 2 | Justin Jefferson | 5/5 | START | START | START | START | START | | | | | | | |
| 83 | Jaray Jenkins | 4/- | XXX | ... | XXX | XXX | XXX | | | | | | | |
| 21 | Kenan Jones | 2/- | ... | XXX | XXX | ... | ... | | | | | | | |
| 29 | Ray Jones | 4/- | XXX | ... | XXX | XXX | XXX | | | | | | | |
| 13 | Jontre Kirklín | 5/- | XXX | XXX | XXX | XXX | XXX | | | | | | | |
| 90 | Rashard Lawrence | 2/2 | START | START | ... | ... | ... | | | | | | | |
| 5 | Devonta Lee | 4/- | XXX | XXX | XXX | ... | XXX | | | | | | | |
| 31 | Cameron Lewis | 5/- | XXX | XXX | XXX | XXX | XXX | | | | | | | |
| 68 | Damien Lewis | 5/5 | START | START | START | START | START | | | | | | | |
| 97 | Glen Logan | 2/2 | START | START | ... | ... | ... | | | | | | | |
| 73 | Adrian Magee | 5/5 | START | START | START | START | START | | | | | | | |
| 6 | Terrace Marshall | 4/4 | START | START | START | START | ... | | | | | | | |
| 86 | Michael Martin | 1/- | XXX | ... | ... | ... | ... | | | | | | | |
| 26 | Kendall McCallum | 2/- | XXX | ... | XXX | ... | ... | | | | | | | |
| 84 | TK McLendon | 3/- | XXX | XXX | ... | XXX | ... | | | | | | | |
| 17 | Racey McMath | 4/- | XXX | XXX | ... | XXX | XXX | | | | | | | |
| 42 | Aaron Moffitt | 5/- | XXX | XXX | XXX | XXX | XXX | | | | | | | |
| 11 | Eric Monroe | 5/- | XXX | XXX | XXX | XXX | XXX | | | | | | | |
| 3 | Derian Moore | 1/- | ... | ... | XXX | ... | ... | | | | | | | |
| 49 | Travez Moore | 2/- | ... | ... | XXX | XXX | ... | | | | | | | |
| 81 | Thaddeus Moss | 4/4 | START | START | ... | START | START | | | | | | | |
| 33 | Trey Palmer | 4/- | XXX | ... | XXX | XXX | XXX | | | | | | | |
| 80 | Jamal Pettigrew | 5/- | XXX | XXX | XXX | XXX | XXX | | | | | | | |
| 6 | Jacob Phillips | 5/5 | START | START | START | START | START | | | | | | | |
| 8 | Patrick Queen | 5/2 | XXX | XXX | XXX | START | START | | | | | | | |
| 38 | Zach Von Rosenberg | 5/- | XXX | XXX | XXX | XXX | XXX | | | | | | | |
| 51 | Dare Rosenthal | 4/2 | XXX | ... | START | XXX | START | | | | | | | |
| 65 | Jakori Savage | 4/- | XXX | XXX | XXX | ... | XXX | | | | | | | |
| 72 | Tyler Shelvin | 5/4 | START | START | START | XXX | START | | | | | | | |
| 4 | Quentin Skinner | 1/- | ... | ... | XXX | ... | ... | | | | | | | |
| 58 | Jared Small | 3/- | XXX | XXX | XXX | ... | ... | | | | | | | |
| 41 | Carlton Smith | 4/- | XXX | XXX | XXX | ... | XXX | | | | | | | |
| 12 | Donte Starks | 2/- | ... | ... | XXX | ... | XXX | | | | | | | |
| 3 | JaCoby Stevens | 5/5 | START | START | START | START | START | | | | | | | |
| 24 | Derek Stingley | 5/5 | START | START | START | START | START | | | | | | | |
| 10 | Stephen Sullivan | 5/1 | XXX | XXX | START | XXX | XXX | | | | | | | |
| 93 | Justin Thomas | 3/1 | ... | XXX | ... | START | XXX | | | | | | | |
| 43 | Ray Thornton | 4/- | XXX | XXX | XXX | XXX | ... | | | | | | | |
| 74 | Badara Traore | 4/1 | START | XXX | XXX | XXX | ... | | | | | | | |
| 69 | Charles Turner | 3/- | XXX | ... | XXX | XXX | ... | | | | | | | |
| 5 | Kary Vincent | 5/3 | XXX | START | START | XXX | START | | | | | | | |
| 16 | Jay Ward | 3/- | ... | ... | XXX | XXX | XXX | | | | | | | |
| 61 | Cameron Wire | 3/- | XXX | ... | XXX | ... | XXX | | | | | | | |
| 36 | Cade York | 5/- | XXX | XXX | XXX | XXX | XXX | | | | | | | |

LSU'S 20-YARD PLAYS

Play Breakdown

| | |
|------------|----|
| Pass..... | 33 |
| Rush..... | 5 |
| TOTAL..... | 38 |

BY GAME

| | |
|----------------------------|----|
| vs. Georgia Southern | 3 |
| at Texas | 9 |
| vs. Northwestern St. | 8 |
| at Vanderbilt | 12 |
| vs. Utah State | 6 |
| vs. Florida..... | 0 |
| at Mississippi State | 0 |
| vs. Auburn | 0 |
| at Alabama..... | 0 |
| at Ole Miss | 0 |
| vs. Arkansas | 0 |
| vs. Texas A&M | 0 |
| TOTAL..... | 0 |

BY QUARTER

| | |
|---------------|----|
| 1st | 11 |
| 2nd | 13 |
| 3rd | 9 |
| 4th | 5 |
| Overtime..... | 0 |

RUSHING

| | |
|-----------------------------|---|
| Clyde Edwards-Helaire | 3 |
| John Emery Jr. | 1 |
| Joe Burrow | 1 |

PASSING

| | |
|--------------------|----|
| Joe Burrow | 30 |
| Myles Brennan..... | 3 |

RECEIVING

| | |
|------------------------|----|
| Ja'Marr Chase | 10 |
| Justin Jefferson | 9 |
| Terrace Marshall..... | 6 |
| Derrick Dillon..... | 2 |
| Thaddeus Moss | 1 |
| Jontre Kirklin | 1 |
| Jaray Jenkins | 1 |
| Devonta Lee | 1 |
| Stephen Sullivan..... | 1 |
| Racey McMath | 1 |

20 OR MORE TOUCHDOWNS

| | |
|------------------------|---|
| Ja'Marr Chase | 5 |
| Justin Jefferson | 3 |

20-Plus Yards Plays of 2019

| Yards | Type | Player | Opp. | Qtr. |
|-------|------|--|------|------|
| 65 | Pass | Jontre Kirklin from Joe Burrow | NSU | 3 |
| 64 | Pass | Ja'Marr Chase from Joe Burrow* | VU | 1 |
| 61 | Pass | Justin Jefferson from Joe Burrow* | UT | 4 |
| 51 | Pass | Ja'Marr Chase from Joe Burrow* | VU | 2 |
| 48 | Pass | Justin Jefferson from Joe Burrow | NSU | 3 |
| 46 | Rush | Clyde Edwards-Helaire for a First Down | VU | 1 |
| 44 | Pass | Justin Jefferson from Joe Burrow | GS | 1 |
| 44 | Pass | Thaddeus Moss from Joe Burrow | GS | 2 |
| 41 | Pass | Ja'Marr Chase from Joe Burrow | UT | 3 |
| 39 | Pass | Justin Jefferson from Joe Burrow* | USU | 3 |
| 38 | Pass | Justin Jefferson from Joe Burrow | USU | 1 |
| 38 | Pass | Terrace Marshall from Joe Burrow | UT | 1 |
| 37 | Pass | Justin Jefferson from Joe Burrow | USU | 2 |
| 35 | Pass | Jaray Jenkins from Myles Brennan | NSU | 4 |
| 32 | Pass | Derrick Dillon from Joe Burrow | GS | 3 |
| 30 | Pass | Stephen Sullivan from Joe Burrow | VU | 2 |
| 29 | Pass | Terrace Marshall from Joe Burrow | VU | 1 |
| 28 | Pass | Ja'Marr Chase from Joe Burrow | VU | 2 |
| 28 | Pass | Devonta Lee from Myles Brennan | NSU | 4 |
| 28 | Pass | Justin Jefferson from Joe Burrow | NSU | 2 |
| 26 | Pass | Derrick Dillon from Joe Burrow | NSU | 2 |
| 26 | Pass | Ja'Marr Chase from Joe Burrow* | UT | 3 |
| 26 | Pass | Terrace Marshall from Joe Burrow | UT | 3 |
| 25 | Pass | Ja'Marr Chase from Joe Burrow* | USU | 2 |
| 25 | Rush | Clyde Edwards-Helaire for a First Down | VU | 3 |
| 25 | Pass | Ja'Marr Chase from Joe Burrow* | VU | 1 |
| 24 | Run | Clyde Edwards-Helaire for a First Down | UT | 2 |
| 23 | Pass | Terrace Marshall from Joe Burrow | UT | 2 |
| 21 | Rush | Joe Burrow for a first down | USU | 1 |
| 21 | Rush | John Emery Jr. for a First Down | VU | 4 |
| 21 | Pass | Terrace Marshall from Joe Burrow | NSU | 1 |
| 21 | Pass | Justin Jefferson from Joe Burrow | NSU | 2 |
| 21 | Pass | Justin Jefferson from Joe Burrow* | UT | 2 |
| 20 | Pass | Ja'Marr Chase from Joe Burrow | USU | 3 |
| 20 | Pass | Racey McMath from Myles Brennan | VU | 4 |
| 20 | Pass | Terrace Marshall from Joe Burrow | VU | 1 |
| 20 | Pass | Ja'Marr Chase from Joe Burrow | VU | 1 |
| 20 | Pass | Ja'Marr Chase from Joe Burrow | UT | 2 |

*Denotes play resulted in touchdown.

LSU TEAM GAME HIGHS

| | | |
|------------------|------|------------------------------------|
| Rushes | 51 | vs Utah St. (Oct 05, 2019) |
| Yards Rushing | 248 | vs Utah St. (Oct 05, 2019) |
| Yards Per Rush | 5.0 | at Vanderbilt (Sep 21, 2019) |
| TD Rushes | 6 | vs Northwestern St. (Sep 14, 2019) |
| Pass attempts | 39 | vs Georgia Southern (Aug 31, 2019) |
| | | at Texas (Sep 07, 2019) |
| | | vs Utah St. (Oct 05, 2019) |
| Pass completions | 31 | at Texas (Sep 07, 2019) |
| Yards Passing | 488 | vs Northwestern St. (Sep 14, 2019) |
| Yards Per Pass | 14.8 | vs Northwestern St. (Sep 14, 2019) |
| TD Passes | 6 | at Vanderbilt (Sep 21, 2019) |
| Total Plays | 90 | vs Utah St. (Oct 05, 2019) |
| Total Offense | 610 | vs Northwestern St. (Sep 14, 2019) |
| Yards Per Play | 9.0 | vs Northwestern St. (Sep 14, 2019) |
| Points | 66 | at Vanderbilt (Sep 21, 2019) |
| Sacks By | 5 | at Texas (Sep 07, 2019) |
| First Downs | 32 | vs Utah St. (Oct 05, 2019) |
| Penalties | 7 | vs Georgia Southern (Aug 31, 2019) |
| Penalty Yards | 70 | vs Georgia Southern (Aug 31, 2019) |
| Turnovers | 2 | at Vanderbilt (Sep 21, 2019) |
| | | vs Utah St. (Oct 05, 2019) |
| Interceptions By | 3 | vs Utah St. (Oct 05, 2019) |
| Punts | 5 | at Vanderbilt (Sep 21, 2019) |
| Punting Avg | 51.7 | vs Georgia Southern (Aug 31, 2019) |
| Long Punt | 56 | at Vanderbilt (Sep 21, 2019) |
| Punts inside 20 | 3 | vs Georgia Southern (Aug 31, 2019) |
| Long Punt Return | 54 | vs Northwestern St. (Sep 14, 2019) |

LSU INDIVIDUAL GAME HIGHS

| | | |
|---------------------|------|--|
| Rushes | 15 | C. Ed.-Helaire at Texas (Sep 07, 2019) |
| Yards Rushing | 106 | C. Ed.-Helaire at Vanderbilt (Sep 21, 2019) |
| TD Rushes | 2 | Ty Davis-Price vs Northwestern St. (Sep 14, 2019) |
| | | C. Ed.-Helaire vs Northwestern St. (Sep 14, 2019) |
| Long Rush | 46 | C. Ed.-Helaire at Vanderbilt (Sep 21, 2019) |
| Pass attempts | 39 | Joe Burrow at Texas (Sep 07, 2019) |
| Pass completions | 31 | Joe Burrow at Texas (Sep 07, 2019) |
| Yards Passing | 471 | Joe Burrow at Texas (Sep 07, 2019) |
| TD Passes | 6 | Joe Burrow at Vanderbilt (Sep 21, 2019) |
| Long Pass | 65 | Joe Burrow vs Northwestern St. (Sep 14, 2019) |
| Receptions | 10 | Ja'Marr Chase at Vanderbilt (Sep 21, 2019) |
| Yards Receiving | 229 | Ja'Marr Chase at Vanderbilt (Sep 21, 2019) |
| TD Receptions | 4 | Ja'Marr Chase at Vanderbilt (Sep 21, 2019) |
| Long Reception | 65 | Jontre Kirklin vs Northwestern St. (Sep 14, 2019) |
| Field Goals | 3 | Cade York at Texas (Sep 07, 2019) |
| Long Field Goal | 48 | Cade York vs Georgia Southern (Aug 31, 2019) |
| Punts | 5 | Z.Von Rosenberg at Vanderbilt (Sep 21, 2019) |
| Punting Avg | 51.7 | Z.Von Rosenberg vs Georgia Southern (Aug 31, 2019) |
| Long Punt | 56 | Z.Von Rosenberg at Vanderbilt (Sep 21, 2019) |
| Punts inside 20 | 3 | Z.Von Rosenberg vs Georgia Southern (Aug 31, 2019) |
| Long Punt Return | 54 | Trey Palmer vs Northwestern St. (Sep 14, 2019) |
| Long Kickoff Return | 46 | M. Baskerville at Vanderbilt (Sep 21, 2019) |
| Tackles | 10 | Jacob Phillips vs Georgia Southern (Aug 31, 2019) |
| | | M. Divinity at Texas (Sep 07, 2019) |
| | | Jacob Phillips at Vanderbilt (Sep 21, 2019) |
| Sacks | 1.5 | Damone Clark at Vanderbilt (Sep 21, 2019) |
| Tackles For Loss | 3.0 | Jacob Phillips at Vanderbilt (Sep 21, 2019) |
| | | Patrick Queen vs Utah St. (Oct 05, 2019) |
| Interceptions | 1 | JaCoby Stevens at Vanderbilt (Sep 21, 2019) |
| | | Derek Stingley at Vanderbilt (Sep 21, 2019) |
| | | Kary Vincent vs Utah St. (Oct 05, 2019) |
| | | Grant Delpit vs Utah St. (Oct 05, 2019) |
| | | Derek Stingley vs Utah St. (Oct 05, 2019) |

OPPONENT TEAM GAME HIGHS

| | | |
|------------------|------|------------------------------------|
| Rushes | 39 | vs Georgia Southern (Aug 31, 2019) |
| Yards Rushing | 145 | at Vanderbilt (Sep 21, 2019) |
| Yards Per Rush | 4.3 | at Vanderbilt (Sep 21, 2019) |
| TD Rushes | 2 | at Vanderbilt (Sep 21, 2019) |
| Pass attempts | 48 | at Texas (Sep 07, 2019) |
| Pass completions | 32 | at Texas (Sep 07, 2019) |
| Yards Passing | 409 | at Texas (Sep 07, 2019) |
| Yards Per Pass | 8.5 | at Texas (Sep 07, 2019) |
| TD Passes | 4 | at Texas (Sep 07, 2019) |
| Total Plays | 85 | at Texas (Sep 07, 2019) |
| Total Offense | 530 | at Texas (Sep 07, 2019) |
| Yards Per Play | 6.2 | at Texas (Sep 07, 2019) |
| Points | 38 | at Texas (Sep 07, 2019) |
| | | at Vanderbilt (Sep 21, 2019) |
| Sacks By | 4 | at Texas (Sep 07, 2019) |
| First Downs | 30 | at Texas (Sep 07, 2019) |
| Penalties | 6 | at Texas (Sep 07, 2019) |
| Penalty Yards | 50 | at Texas (Sep 07, 2019) |
| Turnovers | 3 | vs Utah St. (Oct 05, 2019) |
| Interceptions By | 1 | at Texas (Sep 07, 2019) |
| | | vs Northwestern St. (Sep 14, 2019) |
| | | at Vanderbilt (Sep 21, 2019) |
| | | vs Utah St. (Oct 05, 2019) |
| Punts | 9 | vs Georgia Southern (Aug 31, 2019) |
| Punting Avg | 44.0 | vs Georgia Southern (Aug 31, 2019) |
| | | at Texas (Sep 07, 2019) |
| Long Punt | 74 | vs Georgia Southern (Aug 31, 2019) |
| Punts inside 20 | 2 | vs Georgia Southern (Aug 31, 2019) |
| | | vs Utah St. (Oct 05, 2019) |
| Long Punt Return | 11 | at Vanderbilt (Sep 21, 2019) |

OPPONENT INDIVIDUAL GAME HIGHS

| | | |
|---------------------|------|--|
| Rushes | 20 | Ke'Shawn Vaughn, at Vanderbilt (Sep 21, 2019) |
| Yards Rushing | 130 | Ke'Shawn Vaughn, at Vanderbilt (Sep 21, 2019) |
| TD Rushes | 2 | Ke'Shawn Vaughn, at Vanderbilt (Sep 21, 2019) |
| Long Rush | 52 | Ke'Shawn Vaughn, at Vanderbilt (Sep 21, 2019) |
| Pass attempts | 47 | Sam Ehlinger, at Texas (Sep 07, 2019) |
| Pass completions | 31 | Sam Ehlinger, at Texas (Sep 07, 2019) |
| Yards Passing | 401 | Sam Ehlinger, at Texas (Sep 07, 2019) |
| TD Passes | 4 | Sam Ehlinger, at Texas (Sep 07, 2019) |
| Long Pass | 55 | Sam Ehlinger, at Texas (Sep 07, 2019) |
| Receptions | 12 | Devin Duvernay, at Texas (Sep 07, 2019) |
| Yards Receiving | 154 | Devin Duvernay, at Texas (Sep 07, 2019) |
| TD Receptions | 2 | Devin Duvernay, at Texas (Sep 07, 2019) |
| Long Reception | 55 | Brennan Eagles, at Texas (Sep 07, 2019) |
| Field Goals | 2 | Dominik Eberle, vs Utah State (Oct. 05 2019) |
| Long Field Goal | 47 | Tyler Bass, vs Georgia Southern (Aug 31, 2019) |
| | | Cameron Dicker, at Texas (Sep 07, 2019) |
| | | Dominik Eberle, vs Utah State (Oct. 05 2019) |
| Punts | 9 | Anthony Beck II, vs Georgia Southern (Aug 31, 2019) |
| Punting Avg | 47.0 | Harrison Smith, at Vanderbilt (Sep 21, 2019) |
| Long Punt | 74 | Anthony Beck II, vs Georgia Southern (Aug 31, 2019) |
| Punts inside 20 | 2 | Anthony Beck II, vs Georgia Southern (Aug 31, 2019) |
| | | Pierce Callister, vs Utah State (Oct. 05, 2019) |
| Long Punt Return | 11 | Justice Shelton-Mosley, at Vanderbilt (Sep 21, 2019) |
| Long Kickoff Return | 21 | Savon Scarver, vs Utah State (Oct. 05, 2019) |
| Tackles | 16 | Rashad Byrd, vs Georgia Southern (Aug 31, 2019) |
| | | David Woodward, vs Utah State (Oct. 05 2019) |
| Sacks | 2.0 | B.J. Foster, at Texas (Sep 07, 2019) |
| Tackles For Loss | 3.5 | Rashad Byrd, vs Georgia Southern (Aug 31, 2019) |
| Interceptions | 1 | Joseph Ossai, at Texas (Sep 07, 2019) |
| | | Dylan Wilson, vs Northwestern St. (Sep 14, 2019) |
| | | Randall Haynie, at Vanderbilt (Sep 21, 2019) |
| | | Cameron Haney, vs. Utah State (Oct. 05, 2019) |

DRIVE SUPERLATIVES

| | | | |
|-----------------------|--|------------|---|
| Longest Drive | | LSU | Opponents |
| No. of Plays | 13 vs. Utah State (10/5/19) results in a TD | | 19 by Texas (9/7/19) results in Touchdown |
| By No. of Yards | 99 vs. Utah State (10/5/19) results in a TD | | 86 vs. Texas (9/7/19) results in Touchdown |
| By Time of Possession | 6:42 vs. Utah State (10/5/19) results in a TD | | 7:17 vs. Texas (9/7/19) results in Touchdown |
| Shortest Drive | | LSU | Opponents |
| By No. of Plays | 0 vs. Northwestern St. (9/14/19) and Vanderbilt (9/21/19) | | 0 vs. Vanderbilt (9/21/19) results in a TD |
| By No. of Yards | -10 vs. Vanderbilt (9/21/19) results in Halftime | | -6 by Utah State (10/5/19) results in a Punt |
| By Time of Possession | 0:00 vs. Northwestern St. (9/14/19) and Vanderbilt (9/21/19) | | 0:00 vs. Vanderbilt (9/21/19) results in a TD |

SCORING DRIVE BREAKDOWN

| Yardage | LSU | | Opponent | |
|------------|-----|----|----------|----|
| | TD | FG | TD | FG |
| No. Drive | 2 | - | 2 | - |
| Neg. Yards | - | - | - | 1 |
| 0-9 | 1 | - | - | - |
| 10-19 | - | 1 | - | - |
| 20-29 | 2 | - | - | - |
| 30-39 | 3 | - | - | 1 |
| 40-49 | 1 | 1 | - | 2 |
| 50-59 | 5 | 5 | - | 1 |
| 60-69 | 5 | 1 | 1 | - |
| 70-79 | 14 | 1 | 8 | - |
| 80-89 | 1 | - | 1 | - |
| 90-99 | 2 | - | - | - |
| TOTALS | 36 | 9 | 12 | 10 |

GAME-OPENING DRIVES

| | LSU | | | Opponent | | |
|----------------------|-----|------|-----|----------|------|-----|
| | PTS | 1STS | YDS | PTS | 1STS | YDS |
| Georgia Southern | 7 | 3 | 75 | 0 | 0 | 4 |
| at Texas | 3 | 3 | 71 | 0 | 1 | 27 |
| Northwestern State | 3 | 4 | 57 | 0 | 3 | 40 |
| at Vanderbilt | 7 | 2 | 75 | 7 | 3 | 75 |
| Utah State | 7 | 5 | 75 | 0 | 3 | 24 |
| Florida | - | - | - | - | - | - |
| at Mississippi State | - | - | - | - | - | - |
| Auburn | - | - | - | - | - | - |
| at Alabama | - | - | - | - | - | - |
| at Ole Miss | - | - | - | - | - | - |
| Arkansas | - | - | - | - | - | - |
| Texas A&M | - | - | - | - | - | - |
| TOTALS | - | - | - | - | - | - |

LSU DRIVE CHARTS

| GEORGIA SOUTHERN | | | | | |
|------------------|-------|--------|---------|------|--------|
| QTR | TIME | START | PL-YDS | TOP | RESULT |
| | 15:00 | LSU 25 | 6 - 75 | 2:24 | TD |
| 1 | 10:23 | GS 34 | 6 - 34 | 2:13 | TD |
| 1 | 6:59 | LSU 48 | 10 - 52 | 3:50 | TD |
| 1 | 0:10 | GS 26 | 5 - 26 | 2:00 | TD |
| 2 | 11:17 | GS 25 | 4 - 25 | 1:19 | TD |
| 2 | 5:13 | LSU 25 | 3 - 5 | 1:08 | Punt |
| 2 | 2:14 | LSU 20 | 5 - 80 | 1:16 | TD |
| 3 | 13:24 | LSU 35 | 7 - 44 | 2:36 | FG |
| 3 | 9:34 | LSU 41 | 9 - 59 | 3:47 | TD |
| 3 | 3:33 | LSU 23 | 6 - 17 | 2:25 | Punt |
| 4 | 14:47 | GS 46 | 7 - 16 | 3:49 | FG |
| 4 | 7:02 | LSU 13 | 5 - 30 | 4:08 | Punt |
| 4 | 0:33 | LSU 19 | 1 - 1 | 0:33 | Final |

THREE AND OUTS

| | LSU | | Opponents | |
|----------------------|-----------------------|--|-----------------------|--|
| | THREE AND OUTS/DRIVES | | THREE AND OUTS/DRIVES | |
| Georgia Southern | 1/13 (7.7%) | | 8/13 (61.5%) | |
| at Texas | 1/12 (8.3%) | | 1/12 (8.3%) | |
| Northwestern State | 0/13 (0.0%) | | 6/13 (46.1%) | |
| at Vanderbilt | 3/18 (16.7%) | | 7/18 (38.9%) | |
| Utah State | 1/13 (7.7%) | | 3/13 (23.1%) | |
| Florida | X/X (0.0%) | | X/X (0.0%) | |
| at Mississippi State | X/X (0.0%) | | X/X (0.0%) | |
| Auburn | X/X (0.0%) | | X/X (0.0%) | |
| at Alabama | X/X (0.0%) | | X/X (0.0%) | |
| at Ole Miss | X/X (0.0%) | | X/X (0.0%) | |
| Arkansas | X/X (0.0%) | | X/X (0.0%) | |
| Texas A&M | X/X (0.0%) | | X/X (0.0%) | |
| TOTALS | X/X (0.0%) | | X/X (0.0%) | |

SECOND-HALF OPENING DRIVES

| | LSU | | | Opponent | | |
|----------------------|-----|------|-----|----------|------|-----|
| | PTS | 1STS | YDS | PTS | 1STS | YDS |
| Georgia Southern | 3 | 2 | 44 | 0 | 0 | 1 |
| at Texas | 0 | 0 | 9 | 7 | 7 | 86 |
| Northwestern State | 7 | 2 | 74 | 0 | 0 | 5 |
| at Vanderbilt | 7 | 0 | 1 | 7 | 2 | 75 |
| Utah State | 7 | 4 | 53 | 0 | 0 | -6 |
| Florida | - | - | - | - | - | - |
| at Mississippi State | - | - | - | - | - | - |
| Auburn | - | - | - | - | - | - |
| at Alabama | - | - | - | - | - | - |
| at Ole Miss | - | - | - | - | - | - |
| Arkansas | - | - | - | - | - | - |
| Texas A&M | - | - | - | - | - | - |
| TOTALS | - | - | - | - | - | - |

OPPONENT DRIVE CHARTS

| GEORGIA SOUTHERN | | | | | |
|------------------|-------|-------|---------|------|----------|
| QTR | TIME | START | PL-YDS | TOP | RESULT |
| 1 | 12:36 | GS 25 | 3 - 4 | 2:13 | Punt |
| 1 | 8:10 | GS 25 | 3 - 3 | 1:11 | Punt |
| 1 | 3:09 | GS 25 | 5 - 11 | 2:59 | Fumble |
| 2 | 13:10 | GS 25 | 3 - 0 | 1:53 | Fumble |
| 2 | 9:58 | GS 25 | 10 - 45 | 4:45 | FG |
| 2 | 4:05 | GS 32 | 3 - 2 | 1:51 | Punt |
| 2 | 0:58 | GS 25 | 3 - 15 | 0:58 | Halftime |
| 3 | 15:00 | GS 25 | 3 - 1 | 1:36 | Punt |
| 3 | 10:48 | GS 25 | 3 - 3 | 1:14 | Punt |
| 3 | 5:47 | GS 25 | 3 - 8 | 2:14 | Punt |
| 3 | 1:08 | GS 10 | 3 - 3 | 1:21 | Punt |
| 4 | 10:52 | GS 13 | 6 - 32 | 3:50 | Punt |
| 4 | 2:54 | GS 05 | 3 - 2 | 2:21 | Punt |

LSU DRIVE CHARTS

TEXAS

| QTR | TIME | START | PL-YDS | TOP | RESULT |
|-----|-------|--------|--------|------|--------|
| 1 | 13:02 | LSU 11 | 11-71 | 4:58 | FG |
| 1 | 5:54 | LSU 03 | 3-1 | 0:58 | INT |
| 1 | 2:20 | LSU 03 | 8-33 | 4:30 | Punt |
| 2 | 10:29 | LSU 25 | 8-75 | 2:59 | TD |
| 2 | 4:35 | LSU 20 | 10-65 | 2:54 | FG |
| 2 | 1:13 | LSU 42 | 3-58 | 0:26 | TD |
| 3 | 15:00 | LSU 25 | 3-9 | 0:52 | Punt |
| 3 | 6:51 | LSU 25 | 6-53 | 1:41 | FG |
| 3 | 2:36 | LSU 25 | 6-75 | 2:44 | TD |
| 4 | 12:09 | LSU 25 | 6-75 | 2:11 | TD |
| 4 | 3:59 | LSU 25 | 6-75 | 1:32 | TD |
| 4 | 0:22 | UT 49 | 1-(-2) | 0:22 | Final |

LSU DRIVE CHARTS

NORTHWESTERN STATE

| QTR | TIME | START | PL-YDS | TOP | RESULT |
|-----|-------|--------|--------|------|--------|
| 1 | 9:49 | LSU 35 | 10-57 | 4:19 | FG |
| 1 | 0:09 | LSU 31 | 8-69 | 2:31 | TD |
| 2 | 11:34 | LSU 23 | 7-77 | 2:44 | TD |
| 2 | 5:29 | LSU 30 | 6-70 | 2:02 | TD |
| 2 | 1:06 | LSU 15 | 1-0 | 0:08 | INT |
| 2 | 0:35 | LSU 20 | 4-4 | 0:35 | Half |
| 3 | 14:51 | LSU 26 | 4-74 | 1:32 | TD |
| 3 | 12:04 | NSU 33 | 7-33 | 2:28 | TD |
| 3 | 7:58 | LSU 22 | 4-78 | 1:32 | TD |
| 3 | 4:50 | LSU 45 | 7-55 | 2:34 | TD |
| 4 | 12:04 | LSU 20 | 4-30 | 2:09 | Punt |
| 4 | 7:22 | NSU 00 | 0-0 | 0:00 | TD |
| 4 | 5:35 | LSU 38 | 7-62 | 3:23 | TD |

LSU DRIVE CHARTS

VANDERBILT

| QTR | TIME | START | PL-YDS | TOP | RESULT |
|-----|-------|----------|---------|------|----------|
| 1 | 11:04 | LSU 25 | 5-75 | 1:13 | TD |
| 1 | 8:49 | LSU 36 | 1-64 | 0:11 | TD |
| 1 | 6:54 | LSU 33 | 5-67 | 1:56 | TD |
| 1 | 2:06 | LSU 30 | 4-70 | 1:15 | TD |
| 2 | 12:14 | LSU 25 | 6-36 | 3:02 | Punt |
| 2 | 7:36 | LSU 43 | 6-50 | 1:41 | FG |
| 2 | 4:07 | LSU 10 | 9-90 | 2:11 | TD |
| 2 | 1:26 | LSU 05 | 3-(-5) | 0:37 | Fumble |
| 2 | 0:49 | LSU 25 | 1-(-10) | 0:49 | Halftime |
| 3 | 14:52 | Vandy 01 | 1-1 | 0:04 | TD |
| 3 | 13:25 | LSU 25 | 11-75 | 3:56 | TD |
| 3 | 7:22 | Vandy 00 | 0-0 | 0:00 | TD |
| 3 | 5:40 | LSU 10 | 3-3 | 0:55 | Punt |
| 3 | 1:01 | LSU 35 | 3-7 | 1:51 | Punt |
| 4 | 11:43 | Vandy 36 | 5-36 | 2:06 | TD |
| 4 | 8:36 | LSU 18 | 6-25 | 2:29 | Punt |
| 4 | 3:37 | LSU 14 | 3-21 | 1:46 | INT |
| 4 | 1:51 | LSU 25 | 3-7 | 1:12 | Punt |

OPPONENT DRIVE CHARTS

TEXAS

| QTR | TIME | START | PL-YDS | TOP | RESULT |
|-----|-------|--------|---------|------|--------|
| 1 | 15:00 | UT 25 | 4-27 | 1:58 | Punt |
| 1 | 8:04 | UT 25 | 8-73 | 3:00 | TOD |
| 1 | 4:06 | LSU 04 | 4-1 | 1:46 | TOD |
| 2 | 12:50 | UT 22 | 8-78 | 2:21 | TD |
| 2 | 7:30 | UT 25 | 6-35 | 2:55 | Punt |
| 2 | 1:41 | UT 25 | 3-(-11) | 0:28 | Punt |
| 2 | 0:47 | UT 25 | 2-5 | 0:47 | Half |
| 3 | 14:08 | UT 14 | 19-86 | 7:17 | TD |
| 3 | 5:10 | UT 25 | 7-75 | 2:34 | TD |
| 4 | 14:52 | UT 25 | 7-75 | 2:43 | TD |
| 4 | 9:58 | UT 25 | 10-46 | 5:59 | FG |
| 4 | 2:27 | UT 25 | 8-75 | 2:05 | TD |

OPPONENT DRIVE CHARTS

NORTHWESTERN STATE

| QTR | TIME | START | PL-YDS | TOP | RESULT |
|-----|-------|--------|--------|------|--------|
| 1 | 15:00 | NSU 25 | 11-40 | 5:11 | TOD |
| 1 | 5:30 | NSU 25 | 8-75 | 5:14 | TD |
| 2 | 12:38 | NSU 25 | 3-3 | 1:04 | Punt |
| 2 | 8:50 | NSU 25 | 6-75 | 3:12 | TD |
| 2 | 3:27 | NSU 25 | 4-23 | 2:21 | Punt |
| 2 | 0:58 | LSU 17 | 4-0 | 0:23 | FGA |
| 3 | 13:10 | NSU 16 | 3-5 | 1:06 | Punt |
| 3 | 9:33 | NSU 25 | 3-4 | 1:35 | Punt |
| 3 | 6:26 | NSU 25 | 3-6 | 1:36 | Punt |
| 3 | 2:16 | NSU 25 | 11-55 | 5:12 | TOD |
| 4 | 9:55 | NSU 14 | 3-2 | 2:33 | Punt |
| 4 | 7:22 | NSU 25 | 3-0 | 1:47 | Punt |
| 4 | 2:12 | NSU 25 | 3-1 | 2:12 | Final |

OPPONENT DRIVE CHARTS

VANDERBILT

| QTR | TIME | START | PL-YDS | TOP | RESULT |
|-----|-------|----------|--------|------|--------|
| 1 | 15:00 | Vandy 25 | 8-75 | 3:56 | TD |
| 1 | 9:51 | Vandy 25 | 3-3 | 1:02 | Punt |
| 1 | 8:38 | Vandy 25 | 3-3 | 1:44 | Punt |
| 1 | 4:58 | Vandy 25 | 5-45 | 2:52 | TOD |
| 1 | 0:51 | Vandy 25 | 11-52 | 3:37 | FG |
| 2 | 9:12 | Vandy 08 | 3-3 | 1:36 | Punt |
| 2 | 5:55 | Vandy 25 | 5-9 | 1:48 | Punt |
| 2 | 1:56 | Vandy 25 | 3-7 | 0:30 | Punt |
| 2 | 0:49 | LSU 00 | 0-0 | 0:00 | TD |
| 3 | 14:48 | Vandy 25 | 3-75 | 1:23 | TD |
| 3 | 9:29 | Vandy 25 | 3-(-2) | 2:07 | Punt |
| 3 | 7:22 | Vandy 25 | 5-27 | 1:42 | INT |
| 3 | 4:45 | Vandy 39 | 7-61 | 3:39 | TD |
| 4 | 14:10 | Vandy 07 | 3-(-6) | 2:27 | Punt |
| 4 | 9:37 | Vandy 25 | 3-0 | 1:01 | Punt |
| 4 | 6:07 | Vandy 32 | 7-26 | 2:30 | INT |
| 4 | 1:51 | LSU 00 | 0-0 | 0:00 | TD |
| 4 | 0:39 | Vandy 23 | 2-11 | 0:39 | Final |

LSU DRIVE CHARTS

UTAH STATE

| QTR | TIME | START | PL-YDS | TOP | RESULT |
|-----|-------|--------|--------|------|--------|
| 1 | 15:00 | LSU 25 | 12-75 | 4:19 | TD |
| 1 | 8:12 | LSU 04 | 3-4 | 0:49 | INT |
| 1 | 6:15 | LSU 41 | 7-24 | 3:38 | TOD |
| 1 | 1:45 | LSU 26 | 6-74 | 2:42 | TD |
| 2 | 11:37 | LSU 01 | 13-99 | 6:42 | TD |
| 2 | 2:52 | LSU 17 | 6-47 | 2:17 | Punt |
| 3 | 14:10 | LSU 47 | 11-53 | 4:15 | TD |
| 3 | 8:16 | LSU 20 | 8-61 | 3:13 | Fumble |
| 3 | 4:23 | LSU 37 | 4-63 | 1:29 | TD |
| 3 | 2:03 | USU 44 | 7-44 | 3:40 | TD |
| 4 | 12:28 | LSU 33 | 8-33 | 3:30 | FGA |
| 4 | 7:39 | LSU 25 | 3-9 | 2:11 | Punt |
| 4 | 2:08 | LSU 40 | 3-10 | 2:08 | Final |

OPPONENT DRIVE CHARTS

UTAH STATE

| QTR | TIME | START | PL-YDS | TOP | RESULT |
|-----|-------|--------|--------|------|--------|
| 1 | 10:41 | USU 25 | 8-24 | 2:29 | Punt |
| 1 | 7:23 | LSU 07 | 4-(-6) | 0:58 | FG |
| 1 | 2:37 | USU 35 | 5-35 | 0:52 | FG |
| 2 | 13:57 | USU 21 | 8-50 | 2:20 | INT |
| 2 | 4:55 | USU 25 | 5-19 | 2:03 | Punt |
| 2 | 0:35 | USU 20 | 1-(-1) | 0:35 | Half |
| 3 | 15:00 | USU 25 | 3-(-6) | 0:50 | Punt |
| 3 | 9:55 | USU 25 | 4-20 | 1:39 | Punt |
| 3 | 5:03 | USU 19 | 3-8 | 0:40 | Punt |
| 3 | 2:54 | USU 25 | 3-12 | 0:51 | INT |
| 4 | 13:23 | USU 25 | 3-(-3) | 0:55 | INT |
| 4 | 8:58 | USU 35 | 3-2 | 1:19 | Punt |
| 4 | 5:28 | USU 11 | 5-15 | 3:20 | Punt |

TURNOVERS

| Opponent | Forced by LSU | | | | | Forced By Opponent | | | | |
|------------------------|---------------|----------|----------|-----------|----------|--------------------|----------|----------|-----------|--|
| | Fum | Int | Tot | Pts Off | Margin | Fum | Int | Tot | Pts Off | |
| vs. Georgia Southern | 2 | 0 | 2 | 14 | 2 | 0 | 0 | 0 | 0 | |
| at Texas | 0 | 0 | 0 | 0 | -1 | 0 | 1 | 1 | 0 | |
| vs. Northwestern State | 0 | 0 | 0 | 0 | -1 | 0 | 1 | 1 | 0 | |
| at Vanderbilt | 0 | 2 | 2 | 0 | 0 | 1 | 1 | 2 | 14 | |
| vs. Utah State | 0 | 3 | 3 | 14 | 1 | 1 | 1 | 2 | 3 | |
| vs. Florida | - | - | - | - | - | - | - | - | - | |
| at Mississippi State | - | - | - | - | - | - | - | - | - | |
| vs. Auburn | - | - | - | - | - | - | - | - | - | |
| at Alabama | - | - | - | - | - | - | - | - | - | |
| at Ole Miss | - | - | - | - | - | - | - | - | - | |
| vs. Arkansas | - | - | - | - | - | - | - | - | - | |
| vs. Texas A&M | - | - | - | - | - | - | - | - | - | |
| TOTALS | 2 | 5 | 7 | 28 | 1 | 2 | 4 | 6 | 17 | |

LSU BIG PLAYS

| Opponent | Rushing | | | | Passing | | | | Special Teams | |
|------------------------|-----------|----------|----------|----------|-----------|----------|----------|----------|---------------|----------|
| | 10-19 | 20-29 | 30-39 | 40+ | 20-29 | 30-39 | 40-49 | 50+ | Block | Ret. TD |
| vs. Georgia Southern | 2 | 1 | 0 | 0 | 0 | 1 | 2 | 0 | 0 | 0 |
| at Texas | 1 | 1 | 0 | 0 | 5 | 1 | 1 | 1 | 0 | 0 |
| vs. Northwestern State | 2 | 0 | 0 | 0 | 5 | 1 | 1 | 1 | 0 | 1 |
| at Vanderbilt | 0 | 2 | 0 | 1 | 5 | 1 | 0 | 2 | 1 | 1 |
| vs. Utah State | 6 | 1 | 0 | 0 | 2 | 3 | 0 | 0 | 0 | 0 |
| vs. Florida | - | - | - | - | - | - | - | - | - | - |
| at Mississippi State | - | - | - | - | - | - | - | - | - | - |
| vs. Auburn | - | - | - | - | - | - | - | - | - | - |
| at Alabama | - | - | - | - | - | - | - | - | - | - |
| at Ole Miss | - | - | - | - | - | - | - | - | - | - |
| vs. Arkansas | - | - | - | - | - | - | - | - | - | - |
| vs. Texas A&M | - | - | - | - | - | - | - | - | - | - |
| TOTALS | 11 | 5 | 0 | 1 | 17 | 7 | 4 | 4 | 1 | 1 |

OPPONENT BIG PLAYS

| Opponent | Rushing | | | | Passing | | | | Special Teams | |
|------------------------|----------|----------|----------|----------|----------|----------|----------|----------|---------------|----------|
| | 10-19 | 20-29 | 30-39 | 40+ | 20-29 | 30-39 | 40-49 | 50+ | Block | Ret. TD |
| vs. Georgia Southern | 1 | 0 | 0 | 0 | 0 | 0 | 0 | 0 | 0 | 0 |
| at Texas | 4 | 0 | 0 | 0 | 2 | 1 | 1 | 1 | 0 | 0 |
| vs. Northwestern State | 0 | 0 | 0 | 0 | 3 | 0 | 0 | 0 | 0 | 0 |
| at Vanderbilt | 1 | 2 | 1 | 2 | 0 | 1 | 0 | 0 | 0 | 0 |
| vs. Utah State | 0 | 0 | 0 | 0 | 0 | 1 | 0 | 0 | 0 | 0 |
| vs. Florida | - | - | - | - | - | - | - | - | - | - |
| at Mississippi State | - | - | - | - | - | - | - | - | - | - |
| vs. Auburn | - | - | - | - | - | - | - | - | - | - |
| at Alabama | - | - | - | - | - | - | - | - | - | - |
| at Ole Miss | - | - | - | - | - | - | - | - | - | - |
| vs. Arkansas | - | - | - | - | - | - | - | - | - | - |
| vs. Texas A&M | - | - | - | - | - | - | - | - | - | - |
| TOTALS | 6 | 2 | 1 | 2 | 5 | 3 | 1 | 1 | 0 | 0 |

SPECIAL TEAMS TACKLES

| Player | GS | TEXAS | NSU | VANDY | USU | UF | MSU | AUB | UA | OM | ARK | TAMU | TOTALS |
|------------------|----|-------|-----|-------|-----|----|-----|-----|----|----|-----|------|--------|
| Eric Monroe | 1 | 0 | 0 | 0 | - | - | - | - | - | - | - | - | 1 |
| Racey McMath | 0 | 1 | 0 | 0 | - | - | - | - | - | - | - | - | 1 |
| Carlton Smith | 0 | 0 | 1 | 0 | - | - | - | - | - | - | - | - | 1 |
| Cameron Lewis | 0 | 0 | 1 | 0 | - | - | - | - | - | - | - | - | 1 |
| Lanard Fournette | 0 | 0 | 0 | 1 | - | - | - | - | - | - | - | - | 1 |
| Aaron Moffitt | 0 | 0 | 0 | 0 | 1 | - | - | - | - | - | - | - | 1 |

OFFENSIVE LINE SNAPS PLAYED

| Player | GS | TEXAS | NSU | VANDY | USU | UF | MSU | AUB | UA | OM | ARK | TAMU | TOTALS |
|---------------------|----|-------|-----|-------|-----|----|-----|-----|----|----|-----|------|--------|
| Lloyd Cushenberry | 58 | 71 | 59 | 63 | 87 | - | - | - | - | - | - | - | 338 |
| Austin Deculus | 56 | 71 | 58 | 63 | 81 | - | - | - | - | - | - | - | 329 |
| Damien Lewis | 56 | 71 | 58 | 63 | 79 | - | - | - | - | - | - | - | 327 |
| Adrian Magee | 51 | 71 | 29 | 43 | 52 | - | - | - | - | - | - | - | 246 |
| Dare Rosenthal | 30 | 0 | 38 | 12 | 92 | - | - | - | - | - | - | - | 172 |
| Saahdiq Charles | 0 | 72 | 0 | 64 | 0 | - | - | - | - | - | - | - | 136 |
| Chasen Hines | 22 | 0 | 22 | 36 | 13 | - | - | - | - | - | - | - | 93 |
| Badara Traore | 43 | 0 | 25 | 12 | 0 | - | - | - | - | - | - | - | 79 |
| Donavaughn Campbell | 16 | 0 | 38 | 0 | 0 | - | - | - | - | - | - | - | 54 |
| Ed Ingram | 0 | 0 | 0 | 0 | 45 | - | - | - | - | - | - | - | 45 |
| Charles Turner | 16 | 0 | 11 | 9 | 0 | - | - | - | - | - | - | - | 36 |
| Cameron Wire | 16 | 0 | 11 | 0 | 0 | - | - | - | - | - | - | - | 27 |
| Anthony Bradford | 0 | 0 | 0 | 12 | 0 | - | - | - | - | - | - | - | 12 |
| Jakori Savage | 0 | 0 | 6 | 0 | 6 | - | - | - | - | - | - | - | 12 |

OFFENSIVE LINE KNOCKDOWNS

| Player | GS | TEXAS | NSU | VANDY | USU | UF | MSU | AUB | UA | OM | ARK | TAMU | TOTALS |
|---------------------|----|-------|-----|-------|-----|----|-----|-----|----|----|-----|------|--------|
| Damien Lewis | 5 | 5 | 4 | 1 | 2 | - | - | - | - | - | - | - | 17 |
| Adrian Magee | 2 | 1 | 0 | 7 | 0 | - | - | - | - | - | - | - | 10 |
| Austin Deculus | 2 | 3 | 0 | 0 | 0 | - | - | - | - | - | - | - | 5 |
| Lloyd Cushenberry | 1 | 1 | 0 | 1 | 1 | - | - | - | - | - | - | - | 4 |
| Dare Rosenthal | 0 | 0 | 2 | 0 | 0 | - | - | - | - | - | - | - | 2 |
| Saahdiq Charles | 0 | 1 | 0 | 1 | 0 | - | - | - | - | - | - | - | 2 |
| Donavaughn Campbell | 0 | 0 | 1 | 0 | 0 | - | - | - | - | - | - | - | 1 |
| Ed Ingram | 0 | 0 | 0 | 0 | 1 | - | - | - | - | - | - | - | 1 |

TEAM STATISTICS

| | LSU | Opp. | | | | |
|-------------------------|--------------|--------------|-----|-----|----|-------|
| SCORING | 273 | 99 | | | | |
| Points Per Game | 54.6 | 19.8 | | | | |
| Points Off Turnovers | 28 | 17 | | | | |
| FIRST DOWNS | 139 | 80 | | | | |
| Rushing | 52 | 18 | | | | |
| Passing | 81 | 50 | | | | |
| Penalty | 6 | 12 | | | | |
| RUSHING YARDAGE | 775 | 405 | | | | |
| Yards gained rushing | 877 | 521 | | | | |
| Yards lost rushing | 102 | 116 | | | | |
| Rushing Attempts | 184 | 155 | | | | |
| Average Per Rush | 4.2 | 2.6 | | | | |
| Average Per Game | 155.0 | 81.0 | | | | |
| TDs Rushing | 12 | 3 | | | | |
| PASSING YARDAGE | 2080 | 1034 | | | | |
| Comp-Att-Int | 144-188-4 | 94-170-5 | | | | |
| Average Per Pass | 11.1 | 6.1 | | | | |
| Average Per Catch | 14.4 | 11.0 | | | | |
| Average Per Game | 416.0 | 206.8 | | | | |
| TDs Passing | 22 | 7 | | | | |
| TOTAL OFFENSE | 2855 | 1439 | | | | |
| Total Plays | 372 | 325 | | | | |
| Average Per Play | 7.7 | 4.4 | | | | |
| Average Per Game | 571.0 | 287.8 | | | | |
| KICK RETURNS: #-Yards | 6-182 | 3-50 | | | | |
| PUNT RETURNS: #-Yards | 14-206 | 2-13 | | | | |
| INT RETURNS: #-Yards | 5-5 | 4-82 | | | | |
| KICK RETURN AVERAGE | 30.3 | 16.7 | | | | |
| PUNT RETURN AVERAGE | 14.7 | 6.5 | | | | |
| INT RETURN AVERAGE | 1.0 | 20.5 | | | | |
| FUMBLES-LOST | 4-2 | 3-2 | | | | |
| PENALTIES-Yards | 28-285 | 20-156 | | | | |
| Average Per Game | 57.0 | 31.2 | | | | |
| PUNTS-Yards | 13-589 | 34-1420 | | | | |
| Average Per Punt | 45.3 | 41.8 | | | | |
| Net punt average | 42.8 | 34.5 | | | | |
| KICKOFFS-Yards | 48-3095 | 21-1141 | | | | |
| Average Per Kick | 64.5 | 54.3 | | | | |
| Net kick average | 40.5 | 35.0 | | | | |
| TIME OF POSSESSION/Game | 30:29 | 29:31 | | | | |
| 3RD-DOWN Conversions | 37/65 | 22/73 | | | | |
| 3rd-Down Pct | 57% | 30% | | | | |
| 4TH-DOWN Conversions | 2/3 | 2/7 | | | | |
| 4th-Down Pct | 67% | 29% | | | | |
| SACKS BY-Yards | 13-79 | 9-59 | | | | |
| MISC YARDS | 0 | 0 | | | | |
| TOUCHDOWNS SCORED | 36 | 12 | | | | |
| FIELD GOALS-ATTEMPTS | 7-8 | 5-6 | | | | |
| ON-SIDE KICKS | 0-0 | 0-1 | | | | |
| RED-ZONE SCORES | (31-31) 100% | (8-12) 67% | | | | |
| RED-ZONE TOUCHDOWNS | (26-31) 84% | (6-12) 50% | | | | |
| PAT-ATTEMPTS | (34-35) 97% | (12-12) 100% | | | | |
| ATTENDANCE | 298020 | 130811 | | | | |
| Games/Avg Per Game | 3/99340 | 2/65406 | | | | |
| Neutral Site Games | 0/0 | | | | | |
| Score by quarters | 1st | 2nd | 3rd | 4th | OT | Total |
| LSU | 62 | 83 | 75 | 53 | | 273 |
| Opponents | 20 | 27 | 28 | 24 | | 99 |

GAME RESULTS

| | | | | | | | |
|--------------|---------------------|---|-------|-------|-------|------|--------|
| Sep 01, 2019 | vs Georgia Southern | W | 55-3 | 1-0-0 | 0-0-0 | 3:02 | 97420 |
| Sep 07, 2019 | vs Texas | W | 45-38 | 2-0-0 | 0-0-0 | 3:46 | 98763 |
| Sep 14, 2019 | vs Northwestern St. | W | 65-14 | 3-0-0 | 0-0-0 | 3:23 | 100334 |
| Sep 21, 2019 | vs Vanderbilt | W | 66-38 | 4-0-0 | 1-0-0 | 4:02 | 32048 |
| Oct 5, 2019 | vs Utah State | W | 42-6 | 5-0-0 | 1-0-0 | 3:15 | 100266 |

SCORING

| | TD | FGs | PATs Kick | Rush | Rcv | Pass | DXP | Saf | Points |
|-----------------------|----|-----|-----------|------|-----|------|-----|-----|--------|
| Cade York | 0 | 7-8 | 34-35 | 0-0 | 0 | 0-0 | 0 | 0 | 55 |
| Justin Jefferson | 7 | 0-0 | 0-0 | 0-0 | 0 | 0-0 | 0 | 0 | 42 |
| Ja'Marr Chase | 6 | 0-0 | 0-0 | 0-0 | 1 | 0-0 | 0 | 0 | 38 |
| Terrace Marshall Jr. | 6 | 0-0 | 0-0 | 0-0 | 0 | 0-0 | 0 | 0 | 36 |
| Clyde Edwards-Helaire | 5 | 0-0 | 0-0 | 0-0 | 0 | 0-0 | 0 | 0 | 30 |
| Joe Burrow | 2 | 0-0 | 0-0 | 0-0 | 0 | 1-1 | 0 | 0 | 12 |
| John Emery Jr. | 2 | 0-0 | 0-0 | 0-0 | 0 | 0-0 | 0 | 0 | 12 |
| Tyrion Davis-Price | 2 | 0-0 | 0-0 | 0-0 | 0 | 0-0 | 0 | 0 | 12 |
| Racey McMath | 1 | 0-0 | 0-0 | 0-0 | 0 | 0-0 | 0 | 0 | 6 |
| Micah Baskerville | 1 | 0-0 | 0-0 | 0-0 | 0 | 0-0 | 0 | 0 | 6 |
| Thaddeus Moss | 1 | 0-0 | 0-0 | 0-0 | 0 | 0-0 | 0 | 0 | 6 |
| Derrick Dillon | 1 | 0-0 | 0-0 | 0-0 | 0 | 0-0 | 0 | 0 | 6 |
| Lanard Fournette | 1 | 0-0 | 0-0 | 0-0 | 0 | 0-0 | 0 | 0 | 6 |
| Trey Palmer | 1 | 0-0 | 0-0 | 0-0 | 0 | 0-0 | 0 | 0 | 6 |
| Total | 36 | 7-8 | 34-35 | 0-0 | 1 | 1-1 | 0 | 0 | 273 |
| Opponents | 12 | 5-6 | 12-12 | 0-0 | 0 | 0-0 | 0 | 0 | 99 |

TOTAL OFFENSE

| | GP | Plays | Rush | Pass | Total | Avg/G |
|-----------------------|----|-------|------|------|-------|-------|
| Joe Burrow | 5 | 191 | 62 | 1864 | 1926 | 385.2 |
| Clyde Edwards-Helaire | 5 | 65 | 360 | 0 | 360 | 72.0 |
| Myles Brennan | 4 | 34 | 37 | 216 | 253 | 63.2 |
| John Emery Jr. | 4 | 26 | 114 | 0 | 114 | 28.5 |
| Tyrion Davis-Price | 5 | 28 | 112 | 0 | 112 | 22.4 |
| Chris Curry | 4 | 12 | 57 | 0 | 57 | 14.2 |
| Lanard Fournette | 4 | 13 | 36 | 0 | 36 | 9.0 |
| Adrian Magee | 5 | 0 | 1 | 0 | 1 | 0.2 |
| Team | 4 | 3 | -4 | 0 | -4 | -1.0 |
| Total | 5 | 372 | 775 | 2080 | 2855 | 571.0 |
| Opponents | 5 | 325 | 405 | 1034 | 1439 | 287.8 |

RUSHING

| | GP | Att | Gain | Loss | Net | Avg | TD | Long | Avg/G |
|-----------------------|------------|------------|------------|------------|------------|-------------|-----------|-----------|--------------|
| Clyde Edwards-Helaire | 5-5 | 65 | 373 | 13 | 360 | 5.5 | 5 | 46 | 72.0 |
| John Emery Jr. | 4-0 | 26 | 120 | 6 | 114 | 4.4 | 2 | 21 | 28.5 |
| Tyrion Davis-Price | 5-0 | 28 | 116 | 4 | 112 | 4.0 | 2 | 11 | 22.4 |
| Joe Burrow | 5-5 | 29 | 121 | 59 | 62 | 2.1 | 2 | 21 | 12.4 |
| Chris Curry | 4-0 | 12 | 61 | 4 | 57 | 4.8 | 0 | 20 | 14.2 |
| Myles Brennan | 4-0 | 8 | 39 | 2 | 37 | 4.6 | 0 | 9 | 9.2 |
| Lanard Fournette | 4-0 | 13 | 46 | 10 | 36 | 2.8 | 1 | 10 | 9.0 |
| Adrian Magee | 5-5 | 0 | 1 | 0 | 1 | 0.0 | 0 | 0 | 0.2 |
| Team | 4-0 | 3 | 0 | 4 | -4 | -1.3 | 0 | 0 | -1.0 |
| Total | 5 | 184 | 877 | 102 | 775 | 4.2 | 12 | 46 | 155.0 |
| Opponents | 5 | 155 | 521 | 116 | 405 | 2.6 | 3 | 52 | 81.0 |

PASSING

| PASSING | GP | Effic | Cmp-Att-Int | Pct | Yards | TD | Long | Avg/G |
|------------------|----------|--------------|------------------|-------------|-------------|-----------|-----------|--------------|
| Joe Burrow | 5-5 | 216.2 | 127-162-3 | 78.4 | 1864 | 22 | 65 | 372.8 |
| Myles Brennan | 4-0 | 127.5 | 17-26-1 | 65.4 | 216 | 0 | 35 | 54.0 |
| Total | 5 | 203.9 | 144-188-4 | 76.6 | 2080 | 22 | 65 | 416.0 |
| Opponents | 5 | 114.1 | 94-170-5 | 55.3 | 1034 | 7 | 55 | 206.8 |

RECEIVING

| | GP | No. | Yards | Avg | TD | Long | Avg/G |
|-----------------------|----------|------------|-------------|-------------|-----------|-----------|--------------|
| Justin Jefferson | 5-5 | 30 | 547 | 18.2 | 7 | 61 | 109.4 |
| Ja'Marr Chase | 4-4 | 23 | 451 | 19.6 | 6 | 64 | 112.8 |
| Terrace Marshall Jr. | 4-4 | 20 | 304 | 15.2 | 6 | 38 | 76.0 |
| Clyde Edwards-Helaire | 5-5 | 10 | 59 | 5.9 | 0 | 15 | 11.8 |
| Thaddeus Moss | 4-4 | 8 | 115 | 14.4 | 1 | 44 | 28.8 |
| Derrick Dillon | 5-2 | 8 | 115 | 14.4 | 1 | 32 | 23.0 |
| Stephen Sullivan | 5-1 | 8 | 107 | 13.4 | 0 | 30 | 21.4 |
| Racey McMath | 4-0 | 7 | 62 | 8.9 | 1 | 20 | 15.5 |
| Jaray Jenkins | 4-0 | 5 | 67 | 13.4 | 0 | 35 | 16.8 |
| John Emery Jr. | 4-0 | 5 | 51 | 10.2 | 0 | 17 | 12.8 |
| Tyrion Davis-Price | 5-0 | 5 | 43 | 8.6 | 0 | 18 | 8.6 |
| Lanard Fournette | 4-0 | 5 | 19 | 3.8 | 0 | 10 | 4.8 |
| Jontre Kirklin | 5-0 | 2 | 75 | 37.5 | 0 | 65 | 15.0 |
| Devonta Lee | 4-0 | 2 | 27 | 13.5 | 0 | 28 | 6.8 |
| Chris Curry | 4-0 | 2 | 14 | 7.0 | 0 | 9 | 3.5 |
| TK McLendon | 3-0 | 1 | 12 | 12.0 | 0 | 12 | 4.0 |
| Tory Carter | 3-0 | 1 | 7 | 7.0 | 0 | 7 | 2.3 |
| Trey Palmer | 4-0 | 1 | 6 | 6.0 | 0 | 6 | 1.5 |
| Jamal Pettigrew | 5-0 | 1 | -1 | -1.0 | 0 | 0 | -0.2 |
| Total | 5 | 144 | 2080 | 14.4 | 22 | 65 | 416.0 |
| Opponents | 5 | 94 | 1034 | 11.0 | 7 | 55 | 206.8 |

ALL-PURPOSE

| | GP | Rush | Rcv | PR | KR | IR | Total | Avg/G |
|-----------------------|----------|------------|-------------|------------|------------|-----------|-------------|--------------|
| Clyde Edwards-Helaire | 5 | 360 | 59 | 0 | 136 | 0 | 555 | 111.0 |
| Justin Jefferson | 5 | 0 | 547 | 0 | 0 | 0 | 547 | 109.4 |
| Ja'Marr Chase | 4 | 0 | 451 | 0 | 0 | 0 | 451 | 112.8 |
| Terrace Marshall Jr. | 4 | 0 | 304 | 0 | 0 | 0 | 304 | 76.0 |
| John Emery Jr. | 4 | 114 | 51 | 0 | 0 | 0 | 165 | 41.2 |
| Tyrion Davis-Price | 5 | 112 | 43 | 0 | 0 | 0 | 155 | 31.0 |
| Derek Stingley Jr. | 5 | 0 | 0 | 118 | 0 | 0 | 118 | 23.6 |
| Derrick Dillon | 5 | 0 | 115 | 0 | 0 | 0 | 115 | 23.0 |
| Thaddeus Moss | 4 | 0 | 115 | 0 | 0 | 0 | 115 | 28.8 |
| Stephen Sullivan | 5 | 0 | 107 | 0 | 0 | 0 | 107 | 21.4 |
| Jontre Kirklin | 5 | 0 | 75 | 0 | 0 | 0 | 75 | 15.0 |
| Chris Curry | 4 | 57 | 14 | 0 | 0 | 0 | 71 | 17.8 |
| Trey Palmer | 4 | 0 | 6 | 65 | 0 | 0 | 71 | 17.8 |
| Micah Baskerville | 3 | 0 | 0 | 23 | 46 | 0 | 69 | 23.0 |
| Jaray Jenkins | 4 | 0 | 67 | 0 | 0 | 0 | 67 | 16.8 |
| Racey McMath | 4 | 0 | 62 | 0 | 0 | 0 | 62 | 15.5 |
| Joe Burrow | 5 | 62 | 0 | 0 | 0 | 0 | 62 | 12.4 |
| Lanard Fournette | 4 | 36 | 19 | 0 | 0 | 0 | 55 | 13.8 |
| Myles Brennan | 4 | 37 | 0 | 0 | 0 | 0 | 37 | 9.2 |
| Devonta Lee | 4 | 0 | 27 | 0 | 0 | 0 | 27 | 6.8 |
| TK McLendon | 3 | 0 | 12 | 0 | 0 | 0 | 12 | 4.0 |
| Tory Carter | 3 | 0 | 7 | 0 | 0 | 0 | 7 | 2.3 |
| Kary Vincent | 5 | 0 | 0 | 0 | 0 | 5 | 5 | 1.0 |
| Adrian Magee | 5 | 1 | 0 | 0 | 0 | 0 | 1 | 0.2 |
| Jamal Pettigrew | 5 | 0 | -1 | 0 | 0 | 0 | -1 | -0.2 |
| Team | 4 | -4 | 0 | 0 | 0 | 0 | -4 | -1.0 |
| Total | 5 | 775 | 2080 | 206 | 182 | 5 | 3248 | 649.6 |
| Opponents | 5 | 405 | 1034 | 13 | 50 | 82 | 1584 | 316.8 |

PUNT RETURNS

| | No. | Yards | Avg | TD | Long |
|--------------------|-----------|------------|-------------|----------|-----------|
| Derek Stingley Jr. | 10 | 118 | 11.8 | 0 | 32 |
| Trey Palmer | 3 | 65 | 21.7 | 1 | 54 |
| Micah Baskerville | 1 | 23 | 23.0 | 1 | 0 |
| Total | 14 | 206 | 14.7 | 2 | 54 |
| Opponents | 2 | 13 | 6.5 | 0 | 11 |

INTERCEPTIONS

| | No. | Yards | Avg | TD | Long |
|--------------------|----------|-----------|-------------|----------|-----------|
| Derek Stingley Jr. | 2 | 0 | 0.0 | 0 | 0 |
| JaCoby Stevens | 1 | 0 | 0.0 | 0 | 0 |
| Grant Delpit | 1 | 0 | 0.0 | 0 | 0 |
| Kary Vincent | 1 | 5 | 5.0 | 0 | 5 |
| Total | 5 | 5 | 1.0 | 0 | 5 |
| Opponents | 4 | 82 | 20.5 | 1 | 47 |

KICK RETURNS

| | No. | Yards | Avg | TD | Long |
|--------------------|----------|------------|-------------|----------|-----------|
| C. Edwards-Helaire | 5 | 136 | 27.2 | 0 | 38 |
| Micah Baskerville | 1 | 46 | 46.0 | 0 | 46 |
| Total | 6 | 182 | 30.3 | 0 | 46 |
| Opponents | 3 | 50 | 16.7 | 0 | 21 |

FUMBLE RETURNS

| | No. | Yards | Avg | TD | Long |
|------------------|----------|-----------|-------------|----------|-----------|
| Patrick Queen | 1 | 10 | 10.0 | 0 | 10 |
| Total | 1 | 10 | 10.0 | 0 | 10 |
| Opponents | 0 | 0 | 0.0 | 0 | 0 |

PUNTING

| | No. | Yards | Avg | Long | TB | FC | I20 | 50+ | Blkd |
|--------------------|-----------|-------------|-------------|-----------|----------|----------|----------|----------|----------|
| Zach Von Rosenberg | 13 | 589 | 45.3 | 56 | 1 | 5 | 8 | 7 | 0 |
| Total | 13 | 589 | 45.3 | 56 | 1 | 5 | 8 | 7 | 0 |
| Opponents | 34 | 1420 | 41.8 | 74 | 2 | 9 | 7 | 5 | 1 |

KICKOFFS

| | No. | Yards | Avg | TB | OB | Retn | Net | YdLn |
|------------------|-----------|-------------|-------------|-----------|----------|-------------|-------------|-----------|
| Avery Atkins | 48 | 3095 | 64.5 | 44 | 0 | | | |
| Total | 48 | 3095 | 64.5 | 44 | 0 | 16.7 | 40.5 | 24 |
| Opponents | 21 | 1141 | 54.3 | 9 | 1 | 30.3 | 35.0 | 30 |

FIELD GOALS

| FIELD GOALS | Md-Att | Pct | 01-19 | 20-29 | 30-39 | 40-49 | 50-99 | Long | Blkd |
|-------------|--------|------|-------|-------|-------|-------|-------|------|------|
| Cade York | 7-8 | 87.5 | 0-0 | 2-2 | 3-3 | 2-2 | 0-1 | 48 | 0 |

FG SEQUENCE

| | LSU | Opponents |
|------------------|----------------|-----------|
| Georgia Southern | (39),(48) | (47) |
| Texas | (36),(33),(40) | (47) |
| Northwestern St. | (26) | 34 |
| Vanderbilt | (25) | (41) |
| Utah St. | 53 | (30),(47) |

Numbers in (parentheses) indicate field goal was made.

DEFFENSIVE LEADERS

| | GP | Tackles | | | | Sacks No-Yds | Pass Defense | | | | Fumbles | | Blkd | |
|-----------------------|------------|------------|------------|------------|---------------|-----------------|--------------|-----------|-----------|----------|-------------|----------|----------|-----|
| | | Solo | Ast | Total | TFL-Yds | | Int-Yds | BU | PD | Qbh | Rcv-Yds | FF | Kick | Saf |
| 6 Jacob Phillips | 5-5 | 20 | 20 | 40 | 3.0-4 | . | . | 1 | 1 | 1 | . | . | 1 | . |
| 3 JaCoby Stevens | 5-5 | 12 | 11 | 23 | 1.5-3 | 1.0-1 | 1-0 | 2 | 3 | . | . | . | . | . |
| 35 Damone Clark | 5-2 | 6 | 17 | 23 | 2.0-12 | 1.5-11 | . | . | . | . | . | . | . | . |
| 92 Neil Farrell | 5-2 | 5 | 17 | 22 | 4.0-11 | 2.0-9 | . | 1 | 1 | 4 | . | . | . | . |
| 8 Patrick Queen | 5-2 | 6 | 14 | 20 | 3.5-14 | . | . | . | . | . | 1-10 | . | . | . |
| 7 Grant Delpit | 5-5 | 12 | 7 | 19 | 1.5-3 | . | 1-0 | 1 | 2 | . | 1-0 | . | . | . |
| 72 Tyler Shelvin | 5-4 | 6 | 10 | 16 | 1.0-2 | . | . | 2 | 2 | 2 | . | . | . | . |
| 5 Kary Vincent | 5-3 | 10 | 5 | 15 | 1.0-2 | . | 1-5 | 2 | 3 | . | . | . | . | . |
| 1 Kristian Fulton | 5-5 | 11 | 2 | 13 | . | . | . | 5 | 5 | 5 | . | . | . | . |
| 24 Derek Stingley Jr. | 5-5 | 11 | 1 | 12 | . | . | 2-0 | 8 | 10 | . | . | . | . | . |
| 45 M. Divinity | 2-2 | 8 | 3 | 11 | 1.0-12 | 1.0-12 | . | . | . | 1 | . | . | . | . |
| 18 K. Chaisson | 3-3 | 6 | 5 | 11 | 1.0-12 | 1.0-12 | . | . | . | 1 | . | 1 | . | . |
| 46 Andre Anthony | 5-2 | 4 | 5 | 9 | 1.0-2 | 1.0-2 | . | 1 | 1 | . | . | . | . | . |
| 91 Breiden Fehoko | 5-3 | 5 | 4 | 9 | 4.0-13 | 0.5-5 | . | . | . | 1 | . | . | . | . |
| 31 Cameron Lewis | 5-0 | 3 | 4 | 7 | 0.5-3 | 0.5-3 | . | 1 | 1 | . | . | . | . | . |
| 93 Justin Thomas | 3-1 | 6 | 1 | 7 | 2.0-8 | 1.0-7 | . | . | . | . | . | . | . | . |
| 94 Joseph Evans | 4-1 | 2 | 5 | 7 | . | . | . | . | . | . | . | . | . | . |
| 97 Glen Logan | 2-2 | 1 | 5 | 6 | 1.5-2 | 1.0-1 | . | . | . | . | . | . | . | . |
| 25 Cordale Flott | 5-0 | 3 | 2 | 5 | . | . | . | 1 | 1 | 1 | . | . | . | . |
| 23 Micah Baskerville | 3-0 | 4 | 1 | 5 | 2.0-2 | 1.0-1 | . | 1 | 1 | . | . | . | 1 | . |
| 62 Siaki Ika | 3-0 | 3 | 2 | 5 | 1.0-2 | . | . | . | . | . | . | . | . | . |
| 11 Eric Monroe | 5-0 | 3 | 1 | 4 | 1.0-1 | . | . | . | . | . | . | . | . | . |
| 43 Ray Thornton | 4-0 | 1 | 2 | 3 | . | . | . | . | . | . | . | . | . | . |
| 49 Travez Moore | 2-0 | 2 | 1 | 3 | 0.5-3 | 0.5-3 | . | . | . | . | . | . | . | . |
| 4 Todd Harris | 3-1 | 3 | . | 3 | 1.0-4 | . | . | . | . | . | . | . | . | . |
| 90 R. Lawrence | 2-2 | 2 | . | 2 | 1.0-12 | 1.0-12 | . | 1 | 1 | . | . | 1 | . | . |
| 17 Racey McMath | 4-0 | 1 | . | 1 | . | . | . | . | . | . | . | . | . | . |
| 42 Aaron Moffitt | 5-0 | 1 | . | 1 | . | . | . | . | . | . | . | . | . | . |
| 68 Damien Lewis | 5-5 | 1 | . | 1 | . | . | . | . | . | . | . | . | . | . |
| 41 Carlton Smith | 4-0 | . | 1 | 1 | . | . | . | . | . | . | . | . | . | . |
| 14 Maurice Hampton | 4-0 | 1 | . | 1 | . | . | . | . | . | . | . | . | . | . |
| 58 Jared Small | 3-0 | . | 1 | 1 | . | . | . | . | . | . | . | . | . | . |
| 27 Lanard Fournette | 4-0 | 1 | . | 1 | . | . | . | . | . | . | . | . | . | . |
| 9 Marcel Brooks | 2-0 | . | 1 | 1 | . | . | . | . | . | . | . | . | . | . |
| 10 Stephen Sullivan | 5-1 | 1 | . | 1 | . | . | . | . | . | . | . | . | . | . |
| Total | 5-0 | 161 | 148 | 309 | 35-127 | 13-79 | 5-5 | 27 | 32 | 8 | 2-10 | 3 | 1 | |
| Opponents | 5-0 | 208 | 184 | 392 | 28-105 | 9-59 | 4-82 | 13 | 17 | 6 | 2-0 | 2 | | |

TACKLES

| (UT-AT-TOT) | TOTALS | GS | TEXAS | NSU | VANDY | USU | UF | MSU | AU | UA | OM | ARK | TAMU | BOWL |
|--------------------|----------|--------|--------|-------|--------|-------|----|-----|----|----|----|-----|------|------|
| Jacob Phillips LB | 20-20-40 | 3-7-10 | 6-1-7 | 3-5-8 | 6-4-10 | 2-3-5 | | | | | | | | |
| Damone Clark LB | 6-17-23 | 1-8-9 | 1-2-3 | 2-4-6 | 2-2-4 | 0-1-1 | | | | | | | | |
| JaCoby Stevens DB | 12-11-23 | 3-4-7 | 7-1-8 | 1-1-2 | 1-4-5 | 0-1-1 | | | | | | | | |
| Neil Farrell DE | 5-17-22 | 2-6-8 | 0-1-1 | 0-6-6 | 2-2-4 | 1-2-3 | | | | | | | | |
| Patrick Queen LB | 6-14-20 | 0-2-2 | 1-5-6 | 0-4-4 | 0-2-2 | 5-1-6 | | | | | | | | |
| Grant Delpit | 12-7-19 | 2-2-4 | 3-0-3 | 1-2-3 | 4-2-6 | 2-1-3 | | | | | | | | |
| Tyler Shelvin NG | 6-10-16 | 1-5-6 | 2-0-2 | 1-2-3 | 2-2-4 | 0-1-1 | | | | | | | | |
| Kary Vincent CB | 10-5-15 | 0-1-1 | 4-1-5 | 4-2-6 | 1-1-2 | 1-0-1 | | | | | | | | |
| Kristian Fulton CB | 11-2-13 | 1-0-1 | 4-0-4 | - | 4-1-5 | 2-1-3 | | | | | | | | |
| Derek Stingley CB | 11-1-12 | - | 3-0-3 | 1-1-2 | 5-0-5 | 2-0-2 | | | | | | | | |
| K. Chaisson LB | 6-5-11 | 1-4-5 | 4-1-5 | DNP | DNP | 1-0-1 | | | | | | | | |
| M. Divinity LB | 8-3-11 | DNP | 8-2-10 | DNP | 0-1-1 | DNP | | | | | | | | |
| Breiden Fehoko DE | 5-4-9 | - | - | 0-2-2 | 2-2-4 | 3-0-3 | | | | | | | | |
| Andre Anthony LB | 4-5-9 | 1-1-2 | 1-0-1 | 1-2-3 | 1-1-2 | 0-1-1 | | | | | | | | |
| Cameron Lewis DB | 3-4-7 | 1-0-1 | - | 1-4-5 | 1-0-1 | - | | | | | | | | |
| Justin Thomas DE | 6-1-7 | DNP | 1-0-1 | DNP | 1-1-2 | 4-0-4 | | | | | | | | |
| Joseph Evans DL | 2-5-7 | 0-1-1 | DNP | 1-1-2 | 0-2-2 | 1-1-2 | | | | | | | | |
| Glen Logan DE | 1-5-6 | 0-3-3 | 1-2-3 | DNP | DNP | DNP | | | | | | | | |
| M. Baskerville LB | 4-1-5 | DNP | DNP | 1-1-2 | 1-0-1 | 2-0-2 | | | | | | | | |
| Cordale Flott CB | 3-2-5 | - | 1-1-2 | - | 1-1-2 | 1-0-1 | | | | | | | | |
| Siaki Ika | 3-2-5 | 1-0-1 | DNP | 1-1-2 | DNP | 1-1-2 | | | | | | | | |
| Eric Monroe DB | 3-1-4 | 1-0-1 | - | 1-1-2 | - | 1-0-1 | | | | | | | | |
| Todd Harris DB | 3-0-3 | 1-0-1 | 1-0-1 | 1-0-1 | DNP | DNP | | | | | | | | |
| Ray Thornton LB | 1-2-3 | 1-1-2 | - | 0-1-1 | - | DNP | | | | | | | | |
| Travez Moore DE | 2-1-3 | DNP | DNP | 2-1-3 | - | DNP | | | | | | | | |
| R. Lawrence DE | 2-0-2 | 1-0-1 | 1-0-1 | DNP | DNP | DNP | | | | | | | | |
| Maurice Hampton DB | 1-0-1 | - | DNP | - | - | 1-0-1 | | | | | | | | |
| Damien Lewis | 1-0-1 | - | 1-0-1 | - | - | - | | | | | | | | |
| Jared Small LB | 0-1-1 | 0-1-1 | - | - | DNP | DNP | | | | | | | | |
| Racey McMath | 1-0-1 | - | 1-0-1 | DNP | - | - | | | | | | | | |
| La. Fournette | 1-0-1 | - | - | - | 1-0-1 | DNP | | | | | | | | |
| Steph. Sullivan | 1-0-1 | - | - | 1-0-1 | - | - | | | | | | | | |
| Aaron Moffitt | 1-0-1 | - | - | - | - | 1-0-1 | | | | | | | | |
| Carlton Smith LB | 0-1-1 | - | - | 0-1-1 | DNP | - | | | | | | | | |
| Marcel Brooks S | 0-1-1 | DNP | 0-1-1 | DNP | - | DNP | | | | | | | | |

TACKLES FOR LOSS

| | TOTALS | GS | TEXAS | NSU | VANDY | USU | UF | MSU | AU | UA | OM | ARK | TAMU | BOWL |
|-------------------|---------|--------|--------|-------|--------|--------|----|-----|----|----|----|-----|------|------|
| Neil Farrell DE | 3-2-4.0 | 1.0-2 | - | 0.5-1 | 1.0-1 | 1.5-7 | | | | | | | | |
| Breiden Fehoko DE | 3-2-4.0 | - | - | 0.5-1 | 2.5-11 | 1.0-1 | | | | | | | | |
| Patrick Queen LB | 3-1-3.5 | - | 0.5-1 | - | - | 3.0-13 | | | | | | | | |
| Jacob Phillips LB | 3-0-3.0 | - | - | - | 3.0-4 | - | | | | | | | | |
| M. Baskerville LB | 2-0-2.0 | DNP | DNP | - | - | 2.0-2 | | | | | | | | |
| Justin Thomas DE | 2-0-2.0 | DNP | - | DNP | 1.0-7 | 1.0-1 | | | | | | | | |
| Damone Clark LB | 1-2-2.0 | - | - | - | 1.5-11 | 0.5-1 | | | | | | | | |
| Glen Logan DE | 1-1-1.5 | - | 1.5-2 | DNP | DNP | DNP | | | | | | | | |
| JaCoby Stevens DB | 1-1-1.5 | 0.5-2 | 1.0-1 | - | - | - | | | | | | | | |
| Grant Delpit | 1-1-1.5 | 1.5-3 | - | - | - | - | | | | | | | | |
| Kary Vincent CB | 1-0-1.0 | - | - | - | - | 1.0-2 | | | | | | | | |
| M. Divinity LB | 1-0-1.0 | DNP | 1.0-12 | DNP | - | DNP | | | | | | | | |
| Tyler Shelvin NG | 1-0-1.0 | 1.0-2 | - | - | - | - | | | | | | | | |
| K. Chaisson LB | 1-0-1.0 | - | 1.0-12 | DNP | DNP | - | | | | | | | | |
| Andre Anthony LB | 1-0-1.0 | - | 1.0-2 | - | - | - | | | | | | | | |
| Todd Harris DB | 1-0-1.0 | - | 1.0-4 | - | DNP | DNP | | | | | | | | |
| Eric Monroe DB | 1-0-1.0 | - | - | 1.0-1 | - | - | | | | | | | | |
| Siaki Ika | 1-0-1.0 | - | DNP | 1.0-2 | DNP | - | | | | | | | | |
| R. Lawrence DE | 1-0-1.0 | 1.0-12 | - | DNP | DNP | DNP | | | | | | | | |
| Cameron Lewis DB | 0-1-0.5 | - | - | 0.5-3 | - | - | | | | | | | | |
| Travez Moore DE | 0-1-0.5 | DNP | DNP | 0.5-3 | - | DNP | | | | | | | | |

PASSING

| | | | | | | | |
|------------------|--------------|------|-------|----|------|----------|--------|
| #9 Joe Burrow | Comp-Att-Int | Pct | Yards | TD | Long | Sack-Yds | Effic |
| Georgia Southern | 23-27-0 | 85.2 | 278 | 5 | 44 | 0-0 | 232.79 |
| Texas | 31-39-1 | 79.5 | 471 | 4 | 61 | 4-25 | 209.65 |
| Northwestern St. | 21-24-1 | 87.5 | 373 | 2 | 65 | 1-5 | 237.22 |
| Vanderbilt | 25-34-0 | 73.5 | 398 | 6 | 64 | 2-20 | 230.09 |
| Utah St. | 27-38-1 | 71.1 | 344 | 5 | 39 | 2-9 | 185.25 |
| TOTALS | 127-162-3 | 78.4 | 1864 | 22 | 65 | 9-59 | 216.16 |

| | | | | | | | |
|-------------------|--------------|-------|-------|----|------|----------|--------|
| #15 Myles Brennan | Comp-Att-Int | Pct | Yards | TD | Long | Sack-Yds | Effic |
| Georgia Southern | 7-12-0 | 58.3 | 72 | 0 | 32 | 0-0 | 108.73 |
| Northwestern St. | 8-9-0 | 88.9 | 115 | 0 | 35 | 0-0 | 196.22 |
| Vanderbilt | 1-4-1 | 25.0 | 20 | 0 | 20 | 0-0 | 17.00 |
| Utah St. | 1-1-0 | 100.0 | 9 | 0 | 9 | 0-0 | 175.60 |
| TOTALS | 17-26-1 | 65.4 | 216 | 0 | 35 | 0-0 | 127.48 |

RUSHING

| | | | | | | | | | | | | | | |
|-------------------|-----------|--------|---------|---------|----------|---------|----|-----|----|----|----|-----|------|------|
| | no-yds/td | GS | TEXAS | NSU | VANDY | USU | UF | MSU | AU | UA | OM | ARK | TAMU | BOWL |
| C. Ed.-Helaire RB | 65-360/5 | 9-45/1 | 15-87/1 | 13-50/2 | 14-106/1 | 14-72/0 | | | | | | | | |
| John Emery RB | 26-114/2 | 6-20/0 | DNP | 3-2/1 | 9-51/1 | 8-45/0 | | | | | | | | |
| Ty Davis-Price RB | 28-112/2 | 5-11/0 | 1-0/0 | 7-29/2 | 4-19/0 | 11-53/0 | | | | | | | | |
| Joe Burrow QB | 29-62/2 | 1-2/0 | 9-8/0 | 7-30/1 | 2--20/0 | 10-42/1 | | | | | | | | |
| Chris Curry RB | 12-57/0 | 2-23/0 | 0-0/0 | DNP | 4-10/0 | 6-24/0 | | | | | | | | |
| Myles Brennan QB | 8-37/0 | 3-3/0 | DNP | 1-9/0 | 2-14/0 | 2-11/0 | | | | | | | | |
| La. Fournette RB | 13-36/1 | 6-19/1 | 3-9/0 | 3-7/0 | 1-1/0 | DNP | | | | | | | | |
| Team | 3--4/0 | 1--1/0 | 1--2/0 | 1--1/0 | 0-0/0 | DNP | | | | | | | | |

RECEIVING

| | | | | | | | | | | | | | | |
|--------------------|-----------|--------|---------|---------|----------|---------|----|-----|----|----|----|-----|------|------|
| | no-yds/td | GS | TEXAS | NSU | VANDY | USU | UF | MSU | AU | UA | OM | ARK | TAMU | BOWL |
| Just. Jefferson WR | 30-547/7 | 5-87/1 | 9-163/3 | 5-124/0 | 2-18/1 | 9-155/2 | | | | | | | | |
| Ja'Marr Chase WR | 23-451/6 | 2-21/1 | 8-147/0 | DNP | 10-229/4 | 3-54/1 | | | | | | | | |
| T. Marshall WR | 20-304/6 | 4-31/3 | 6-123/1 | 6-75/2 | 4-75/0 | DNP | | | | | | | | |
| Derrick Dillon WR | 8-115/1 | 1-32/0 | 0-0/0 | 3-41/0 | 0-0/0 | 4-42/1 | | | | | | | | |
| Thaddeus Moss TE | 8-115/1 | 2-61/0 | 1-15/0 | DNP | 0-0/0 | 5-39/1 | | | | | | | | |
| Steph. Sullivan TE | 8-107/0 | 0-0/0 | 0-0/0 | 4-51/0 | 3-48/0 | 1-8/0 | | | | | | | | |
| Jontre Kirklin WR | 2-75/0 | 0-0/0 | 0-0/0 | 2-75/0 | 0-0/0 | 0-0/0 | | | | | | | | |
| Jaray Jenkins WR | 5-67/0 | 0-0/0 | DNP | 5-67/0 | 0-0/0 | 0-0/0 | | | | | | | | |
| Racey McMath WR | 7-62/1 | 0-0/0 | 1-5/0 | DNP | 5-48/1 | 1-9/0 | | | | | | | | |
| C. Ed.-Helaire RB | 10-59/0 | 4-31/0 | 4-15/0 | 0-0/0 | 1-1/0 | 1-12/0 | | | | | | | | |
| John Emery RB | 5-51/0 | 1-17/0 | DNP | 0-0/0 | 0-0/0 | 4-34/0 | | | | | | | | |
| Ty Davis-Price RB | 5-43/0 | 2-24/0 | 0-0/0 | 2-20/0 | 1-1/0 | 0-0/0 | | | | | | | | |
| Devonta Lee WR | 2-27/0 | 1--1/0 | 0-0/0 | 1-28/0 | DNP | 0-0/0 | | | | | | | | |
| La. Fournette RB | 5-19/0 | 3-16/0 | 2-3/0 | 0-0/0 | 0-0/0 | DNP | | | | | | | | |
| Chris Curry RB | 2-14/0 | 2-14/0 | 0-0/0 | DNP | 0-0/0 | 0-0/0 | | | | | | | | |
| TK McLendon TE | 1-12/0 | 1-12/0 | 0-0/0 | DNP | 0-0/0 | DNP | | | | | | | | |
| Tory Carter FB | 1-7/0 | 0-0/0 | 0-0/0 | 1-7/0 | DNP | DNP | | | | | | | | |
| Trey Palmer WR | 1-6/0 | 1-6/0 | DNP | 0-0/0 | 0-0/0 | 0-0/0 | | | | | | | | |
| Jamal Pettigrew TE | 1-1/0 | 1-1/0 | 0-0/0 | 0-0/0 | 0-0/0 | 0-0/0 | | | | | | | | |

TEAM STATISTICS

| | | Rushing | | | | Receiving | | | | Passing | | | | Kick Ret | | | | Punt Ret | | | | tot |
|--------------|------------------|---------|-----|----|----|-----------|------|----|----|-----------|------|----|----|----------|-----|----|----|----------|-----|----|----|------|
| Date | Opponent | no. | yds | td | lg | no. | yds | td | lg | c-a-i | yds | td | lg | no. | yds | td | lg | no. | yds | td | lg | off |
| Aug 31, 2019 | GEORGIA SOUTHERN | 33 | 122 | 2 | 20 | 30 | 350 | 5 | 44 | 30-39-0 | 350 | 5 | 44 | 0 | 0 | 0 | 0 | 4 | 52 | 0 | 32 | 472 |
| Sep 07, 2019 | at Texas | 29 | 102 | 1 | 24 | 31 | 471 | 4 | 61 | 31-39-1 | 471 | 4 | 61 | 0 | 0 | 0 | 0 | 1 | 11 | 0 | 11 | 573 |
| Sep 14, 2019 | NORTHWESTERN ST. | 35 | 122 | 6 | 13 | 29 | 488 | 2 | 65 | 29-33-1 | 488 | 2 | 65 | 3 | 76 | 0 | 31 | 4 | 108 | 1 | 54 | 610 |
| Sep 21, 2019 | at Vanderbilt | 36 | 181 | 2 | 46 | 26 | 418 | 6 | 64 | 26-38-1 | 418 | 6 | 64 | 2 | 68 | 0 | 46 | 4 | 25 | 1 | 1 | 599 |
| Oct 05, 2019 | UTAH ST. | 51 | 248 | 1 | 21 | 28 | 353 | 5 | 39 | 28-39-1 | 353 | 5 | 39 | 1 | 38 | 0 | 38 | 1 | 10 | 0 | 10 | 601 |
| LSU | | 184 | 775 | 12 | 46 | 144 | 2080 | 22 | 65 | 144-188-4 | 2080 | 22 | 65 | 6 | 182 | 0 | 46 | 14 | 206 | 2 | 54 | 2855 |
| Opponent | | 155 | 405 | 3 | 52 | 94 | 1034 | 7 | 55 | 94-170-5 | 1034 | 7 | 55 | 3 | 50 | 0 | 21 | 2 | 13 | 0 | 11 | 1439 |

Games: 5 Avg/rush: 4.2 Avg/catch: 14.4 Pass effic: 203.89 KR avg: 30.3 PR avg: 14.7 All purpose avg/game: 649.6 Total offense avg/gm: 571.0

| Date | Opponent | solo | Tackles | | | | Sacks | | Fumble | | | Pass Defense | | | | blkd | PAT Attempts | | | | off | |
|-----------------|------------------|------------|------------|------------|-------------|------------|-------------|-----------|----------|----------|-----------|--------------|-----------|----------|-----------|----------|--------------|----------|----------|----------|-----------|------------|
| | | | ast | total | tfl | yds | no. | yds | ff | fr | yds | no. | yds | qbh | brup | kick | kicks | rush | rcv | saf | t/o | pts |
| Aug 31, 2019 | GEORGIA SOUTHERN | 21 | 46 | 67 | 5.0 | 21 | 2.0 | 14 | 2 | 2 | 10 | 0 | 0 | 1 | 2 | 0 | 7-7 | 0 | 0 | 0 | 14 | 55 |
| Sep 07, 2019 | at Texas | 51 | 18 | 69 | 7.0 | 34 | 5.0 | 28 | 1 | 0 | 0 | 0 | 0 | 3 | 5 | 0 | 4-4 | 0 | 1 | 0 | 0 | 45 |
| Sep 14, 2019 | NORTHWESTERN ST. | 23 | 42 | 65 | 4.0 | 11 | 1.0 | 6 | 0 | 0 | 0 | 0 | 0 | 0 | 9 | 0 | 8-9 | 0 | 0 | 0 | 0 | 65 |
| Sep 21, 2019 | at Vanderbilt | 35 | 28 | 63 | 9.0 | 34 | 3.0 | 23 | 0 | 0 | 0 | 2 | 0 | 3 | 9 | 1 | 9-9 | 0 | 0 | 0 | 0 | 66 |
| Oct 05, 2019 | UTAH ST. | 31 | 14 | 45 | 10.0 | 27 | 2.0 | 8 | 0 | 0 | 0 | 3 | 5 | 1 | 2 | 0 | 6-6 | 0 | 0 | 0 | 14 | 42 |
| LSU | | 161 | 148 | 309 | 35.0 | 127 | 13.0 | 79 | 3 | 2 | 10 | 5 | 5 | 8 | 27 | 1 | 34-35 | 0 | 1 | 0 | 28 | 273 |
| Opponent | | 208 | 184 | 392 | 28.0 | 105 | 9.0 | 59 | 2 | 2 | 0 | 4 | 82 | 6 | 13 | 0 | 12-12 | 0 | 0 | 0 | 17 | 99 |

| Date | Opponent | no. | yds | avg | Punting | | | | fc | 50+ | in20 | Field Goals | | | no. | yds | avg | Kickoffs | | | |
|-----------------|------------------|-----------|-------------|-------------|-----------|----------|----------|----------|----------|----------|------|-------------|-----------|----------|-----------|-------------|-------------|-----------|----------|--|--|
| | | | | | long | blkd | tb | long | | | | m-a | long | blkd | | | | tb | ob | | |
| Aug 31, 2019 | GEORGIA SOUTHERN | 3 | 155 | 51.7 | 53 | 0 | 0 | 1 | 3 | 3 | | 2-2 | 48 | 0 | 10 | 650 | 65.0 | 9 | 0 | | |
| Sep 07, 2019 | at Texas | 2 | 96 | 48.0 | 52 | 0 | 0 | 1 | 1 | 1 | | 3-3 | 40 | 0 | 9 | 585 | 65.0 | 9 | 0 | | |
| Sep 14, 2019 | NORTHWESTERN ST. | 1 | 36 | 36.0 | 36 | 0 | 0 | 0 | 0 | 0 | 1 | 1-1 | 26 | 0 | 11 | 690 | 62.7 | 9 | 0 | | |
| Sep 21, 2019 | at Vanderbilt | 5 | 211 | 42.2 | 56 | 0 | 0 | 2 | 2 | 2 | | 1-1 | 25 | 0 | 11 | 715 | 65.0 | 11 | 0 | | |
| Oct 05, 2019 | UTAH ST. | 2 | 91 | 45.5 | 55 | 0 | 1 | 1 | 1 | 1 | | 0-1 | 0 | 0 | 7 | 455 | 65.0 | 6 | 0 | | |
| LSU | | 13 | 589 | 45.3 | 56 | 0 | 1 | 5 | 7 | 8 | | 7-8 | 48 | 0 | 48 | 3095 | 64.5 | 44 | 0 | | |
| Opponent | | 34 | 1420 | 41.8 | 74 | 1 | 2 | 9 | 5 | 7 | | 5-6 | 47 | 0 | 21 | 1141 | 54.3 | 9 | 1 | | |

OPPONENT TEAM STATISTICS

| | | | Rushing | | | | Receiving | | | | Passing | | | | Kick Ret | | | | Punt Ret | | | | tot |
|-----------------|------------------|-----|---------|----|----|-----|-----------|----|----|-----------|---------|----|----|-----|----------|----|----|-----|----------|----|----|------|-----|
| Date | Opponent | no. | yds | td | lg | no. | yds | td | lg | c-a-i | yds | td | lg | no. | yds | td | lg | no. | yds | td | lg | off | |
| Aug 31, 2019 | GEORGIA SOUTHERN | 39 | 74 | 0 | 11 | 4 | 24 | 0 | 12 | 4-11-0 | 24 | 0 | 12 | 1 | 13 | 0 | 13 | 0 | 0 | 0 | 0 | 98 | |
| Sep 07, 2019 | at Texas | 37 | 121 | 1 | 17 | 32 | 409 | 4 | 55 | 32-48-0 | 409 | 4 | 55 | 0 | 0 | 0 | 0 | 1 | 2 | 0 | 2 | 530 | |
| Sep 14, 2019 | NORTHWESTERN ST. | 23 | 46 | 0 | 7 | 23 | 232 | 2 | 28 | 23-41-0 | 232 | 2 | 28 | 1 | 16 | 0 | 16 | 0 | 0 | 0 | 0 | 278 | |
| Sep 21, 2019 | at Vanderbilt | 34 | 145 | 2 | 52 | 19 | 229 | 1 | 36 | 19-39-2 | 229 | 1 | 36 | 0 | 0 | 0 | 0 | 1 | 11 | 0 | 11 | 374 | |
| Oct 05, 2019 | UTAH ST. | 22 | 19 | 0 | 8 | 16 | 140 | 0 | 35 | 16-31-3 | 140 | 0 | 35 | 1 | 21 | 0 | 21 | 0 | 0 | 0 | 0 | 159 | |
| Opponent totals | | 155 | 405 | 3 | 52 | 94 | 1034 | 7 | 55 | 94-170-5 | 1034 | 7 | 55 | 3 | 50 | 0 | 21 | 2 | 13 | 0 | 11 | 1439 | |
| LSU | | 184 | 775 | 12 | 46 | 144 | 2080 | 22 | 65 | 144-188-4 | 2080 | 22 | 65 | 6 | 182 | 0 | 46 | 14 | 206 | 2 | 54 | 2855 | |

| Date | Opponent | solo | Tackles | | | | Sacks | | Fumble | | | Pass Defense | | | | blkd | PAT Attempts | | | | off | |
|------------------------|------------------|------------|------------|------------|-------------|------------|-------------|-----------|----------|----------|-----------|--------------|-----------|----------|-----------|----------|--------------|----------|----------|----------|-----------|------------|
| | | | ast | total | tfl | yds | no. | yds | ff | fr | yds | no. | yds | qbh | brup | kick | kicks | rush | rcv | saf | t/o | pts |
| Aug 31, 2019 | GEORGIA SOUTHERN | 30 | 58 | 88 | 7.0 | 9 | 0.0 | 0 | 0 | 0 | 0 | 0 | 0 | 0 | 5 | 0 | 0-0 | 0 | 0 | 0 | 0 | 3 |
| Sep 07, 2019 | at Texas | 44 | 12 | 56 | 6.0 | 32 | 4.0 | 25 | 0 | 0 | 0 | 1 | 8 | 1 | 2 | 0 | 5-5 | 0 | 0 | 0 | 0 | 38 |
| Sep 14, 2019 | NORTHWESTERN ST. | 38 | 44 | 82 | 5.0 | 18 | 1.0 | 5 | 0 | 0 | 0 | 1 | 8 | 1 | 2 | 0 | 2-2 | 0 | 0 | 0 | 0 | 14 |
| Sep 21, 2019 | at Vanderbilt | 36 | 40 | 76 | 6.0 | 29 | 2.0 | 20 | 0 | 1 | 0 | 1 | 47 | 2 | 2 | 0 | 5-5 | 0 | 0 | 0 | 14 | 38 |
| Oct 05, 2019 | UTAH ST. | 60 | 30 | 90 | 4.0 | 17 | 2.0 | 9 | 2 | 1 | 0 | 1 | 19 | 2 | 2 | 0 | 0-0 | 0 | 0 | 0 | 3 | 6 |
| Opponent totals | | 208 | 184 | 392 | 28.0 | 105 | 9.0 | 59 | 2 | 2 | 0 | 4 | 82 | 6 | 13 | 0 | 12-12 | 0 | 0 | 0 | 17 | 99 |
| LSU | | 161 | 148 | 309 | 35.0 | 127 | 13.0 | 79 | 3 | 2 | 10 | 5 | 5 | 8 | 27 | 1 | 34-35 | 0 | 1 | 0 | 28 | 273 |

| Date | Opponent | no. | yds | avg | Punting | | | | fc | 50+ | in20 | Field Goals | | | no. | yds | avg | Kickoffs | | | |
|------------------------|------------------|-----------|-------------|-------------|-----------|----------|----------|----------|----------|----------|------|-------------|-----------|----------|-----------|-------------|-------------|-----------|----------|--|--|
| | | | | | long | blkd | tb | long | | | | m-a | long | blkd | | | | tb | ob | | |
| Aug 31, 2019 | GEORGIA SOUTHERN | 9 | 396 | 44.0 | 74 | 0 | 0 | 3 | 2 | 2 | | 1-1 | 47 | 0 | 2 | 105 | 52.5 | 1 | 0 | | |
| Sep 07, 2019 | at Texas | 3 | 132 | 44.0 | 55 | 0 | 1 | 0 | 1 | 1 | | 1-1 | 47 | 0 | 7 | 359 | 51.3 | 4 | 1 | | |
| Sep 14, 2019 | NORTHWESTERN ST. | 7 | 290 | 41.4 | 49 | 0 | 0 | 1 | 0 | 1 | | 0-1 | 0 | 0 | 3 | 184 | 61.3 | 0 | 0 | | |
| Sep 21, 2019 | at Vanderbilt | 8 | 329 | 41.1 | 66 | 1 | 1 | 1 | 2 | 1 | | 1-1 | 41 | 0 | 6 | 327 | 54.5 | 3 | 0 | | |
| Oct 05, 2019 | UTAH ST. | 7 | 273 | 39.0 | 47 | 0 | 0 | 4 | 0 | 2 | | 2-2 | 47 | 0 | 3 | 166 | 55.3 | 1 | 0 | | |
| Opponent totals | | 34 | 1420 | 41.8 | 74 | 1 | 2 | 9 | 5 | 7 | | 5-6 | 47 | 0 | 21 | 1141 | 54.3 | 9 | 1 | | |
| LSU | | 13 | 589 | 45.3 | 56 | 0 | 1 | 5 | 7 | 8 | | 7-8 | 48 | 0 | 48 | 3095 | 64.5 | 44 | 0 | | |

THE LAST TIME...

Games against Ranked Teams

Beat a top 25 team

#9 Texas, 45-38, in Austin (09/07/19)

Beat a top 10 team

#9 Texas, 45-38, in Austin (09/07/19)

Beat a top 5 team

#2 Georgia, 36-16, in Baton Rouge (10/13/18)

Beat an FBS No. 1 team (AP or Coaches Poll)

#1 Ohio State, 38-24 (01/07/08 - BCS Championship Game)

Beat an FBS No. 1 team (AP or Coaches Poll) at home

#1 Florida, 28-21 (10/11/97)

Beat a ranked opponent at home

#22 Mississippi State, 19-3 (10/20/18)

Beat a ranked opponent on the road

#9 Texas, 45-38, in Austin (09/07/19)

Beat a ranked opponent at a neutral site

#8 UCF, 40-32, in Fiesta Bowl (1/1/19)

Beat back-to-back ranked opponents

#8 UCF, 40-32 in Fiesta Bowl (01/01/19) & #9 Texas, 45-38, in Austin (09/07/19)

Beat a ranked team in three straight games

11/23/01 - 01/01/02 vs. #22 Arkansas, #24 Auburn, #2 Tennessee (SEC CG), #7 Illinois (Sugar Bowl)

Beat a ranked team in four straight games

11/23/01 - 01/01/02 vs. #22 Arkansas, #24 Auburn, #2 Tennessee (SEC CG), #7 Illinois (Sugar Bowl)

Lost to a ranked opponent at home

#1 Alabama, 29-0 (11/03/18)

Lost to a ranked opponent on the road

at #22 Texas A&M, 74-72 (11/24/18)

Lost to a ranked opponent at a neutral site

#14 Clemson, 25-24, in Chick-fil-A Bowl (12/31/12)

Lost to an unranked opponent at home

Troy, 24-21 (09/30/17)

Lost to an unranked opponent on the road

at Mississippi State, 27-7 (09/16/17)

Special Situations

Won on the last play of the game

at #7 Auburn (22-21, 09/15/17); 42 yard field goal by Cole Tracy as time expired

Lost on the last play of the game

at Texas A&M (74-72, 11/24/18); in seventh overtime on 2-pt. conversion

Came back and won from 10 or more down in 4th quarter

vs. #14 Wisconsin, 28-24 (8/30/14); down 24-13 entering 4th quarter

Lost when leading by 10 or more in 4th quarter

#14 Clemson, 25-24 in Chick-fil-A Bowl (12/31/12); led 24-13 entering fourth quarter

Lost when leading by 20 points or more

Tennessee, 30-27 OT (09/26/05); led 21-0 at halftime

Scored on the first play from scrimmage

Travin Dural (94-yard pass from QB Anthony Jennings) vs. Sam Houston State (9/6/14)

A QB caught a pass on a designed play

Matt Flynn (35-yards from WR Early Doucet) at Alabama (11/03/07)

A RB threw a TD pass on a designated play

Clyde Edwards-Helaire (11 yards to Tory Carter) at Texas A&M in fifth overtime (11/24/18)

Had two RB rush for at least 100 yards each

Derrius Guice (127 yards) and Darrel Williams (106 yards) vs. Texas A&M (11/25/17)

A player gained 100 yards receiving and 100 yards rushing

Darrel Williams (103 yards rushing, 105 yards receiving) vs. Ole Miss (10/21/17)

Had a player be responsible for six touchdowns

Joe Burrow (6) at Vanderbilt (09/21/19)

Returns/Special Teams/Defense

Returned a KO for a TD

Leonard Fournette, 100 yards vs. Notre Dame (12/30/14- Music City Bowl)

Returned a Punt for a TD

Trey Palmer, 54 yards vs. Northwestern State (09/14/19)

Returned an INT for a TD

Jacob Phillips, 45 yards vs. #8 Miami (09/02/18-at AT&M Stadium, Arlington)

Returned 2 INTs for TDs

Ronald Martin (45 yards) & Lavar Edwards (23 yards) vs. Idaho (09/15/12)

Returned 3 INTs for TDs

3 vs. Arkansas State (C. Raymond, D. Walkup, C. Buckels) (10/12/91)

Recovered a fumble in endzone for a TD

William Clapp at Ole Miss (11/21/15)

Returned a fumble for a TD

Mrichael Divinity Jr., 58-yard fumble recovery and return (forced by Devin White) at Texas A&M (11/24/18)

Scored two defensive TDs in a game

2 vs. UL-Monroe (R. Brooks, INT; L. Edwards, FUM) (11/13/10)

Faked a field goal for a touchdown

Trent Domingue (kicker), 16-yard run (10/17/15 vs. Florida)

Faked a punt for a first down

Kendell Beckwith, 5-yard run in third quarter vs. Wisconsin (8/30/14)

Faked a field goal for a first down

Josh Jasper, 5-yard run in 4th quarter (10/09/10 at Florida)

A player kicked the PAT after scoring the TD

Trent Domingue vs. Florida (10/17/15)

Blocked a FG

Austin Deculus, 45-yard Bubba Baxa attempt in second quarter vs. #8 Miami in Arlington (09/02/18)

Returned a blocked FG for a TD

Patrick Peterson, 53 yards on the block of Ole Miss' 47-yard FG attempt (11/21/09)

Blocked a PAT (kick)

Austin Deculus, kick attempt by Joseph Bulovas (11/03/18 vs. No. 1 Alabama)

Returned a PAT for a Defensive Extra Point

Mark Roman, kick attempt by Seth Hanson (10/17/98 vs. Kentucky)

Blocked a punt

Micah Baskerville at Vanderbilt (09/21/19)

Blocked a punt for a safety

Jarvis Green, on an Andy Smith punt (10/16/99 at Kentucky)

Returned a blocked punt for TD

Micah Baskerville, 23 yards, off Micah Baskerville's block at Vanderbilt (09/21/19)

Recovered an onside kick

at Vanderbilt (09/21/19); recovered by Micah Baskerville with 15:00 left in Third quarter

Recovered an onside kick to start the game

vs. Auburn (12/01/01)

Recorded a Safety (Team)

vs. Louisville (12/31/16-Buffalo Wild Wings Citrus Bowl); sacked by Arden Key

Recorded a Safety (Individual tackle)

Arden Key vs. Louisville (12/31/16-Buffalo Wild Wings Citrus Bowl)

Recorded six interceptions (Team)

6 at Mississippi State (08/30/07)

Had a player record three interceptions

3 by Craig Steltz at Mississippi State (8/30/07)

Had a player record 15 tackles

17 by Devin White at Texas A&M (11/24/18)

Had six sacks as a team

8 vs. Louisville (12/31/16-Buffalo Wild Wings Citrus Bowl)

Opponent Returns/Special Teams

Returned a KO for a TD

Rashad Fenton of South Carolina, 96 yards in 2nd Quarter (10/10/15)

Returned a Punt for a TD

Antonio Callaway of Florida, 72 yards in 3rd Quarter (10/17/15 in Baton Rouge)

Returned an INT for a TD

Brad Stewart of Florida, 25 yards in 4th Quarter (10/06/18 at Florida)

Returned 3 INTs for TDs

Ken Alvis, Fred Smith, and Brian Robinson of Auburn on Jamie Howard (09/17/94 at Auburn)

Recovered a fumble in endzone for a TD

Chris Shelling of Auburn recovered fumble by Jermaine Sharp in 2nd Quarter (09/17/94 at Auburn)

Returned a fumble for a TD

Elijah McAllister of Vanderbilt, 1 yard on Clyde Edwards-Helaire fumble in 2nd Quarter (09/21/19 at Vanderbilt)

Blocked a FG

Ronnie Harrison of Alabama on kick by Colby Delahoussaye in 1st Quarter (11/05/16 in Baton Rouge)

Blocked a punt

Solomon Patton of Florida on punt by Brad Wing in 4th quarter (10/08/11 in Baton Rouge)

Blocked two punts

Justin Hamilton and Jason Lallis of Virginia Tech on punts by Donnie Jones (9/01/02 at Virginia Tech)

Blocked a punt for a safety

Justin Hamilton of Virginia Tech on punt by Donnie Jones (09/01/02 at Virginia Tech)

Recorded a Safety (Team)

Parris Bennett of Syracuse on rush by Darrel Williams in 3rd Quarter (09/23/17 in Baton Rouge)

Blocked a PAT (kick)

Johnathon Calvin of Mississippi State on PAT attempt by Colby Delahousse in 2nd Quarter (09/17/16 in Baton Rouge)

Returned a PAT for a Defensive Extra Point

Eric Kelly of Kentucky off a bad snap in the 2nd Quarter (10/17/98 in Baton Rouge)

Faked a field goal for a TD

Damon Duval of Auburn 1 yard run in 1st Quarter (09/18/99 in Baton Rouge)

Recovered an onside kick

Dez Harris of Mississippi State in 4th Quarter (09/17/16 in Baton Rouge)

Scoring

Scored 30 or more points

All Games: 42 vs. Utah State, (10/05/19)
SEC Games: 66 at Vanderbilt (09/21/19)

Scored 40 or more points

All Games: 42 vs. Utah State, (10/05/19)
SEC Games: 66 at Vanderbilt (09/21/19)

Scored 50 or more points

All Games: 66 at Vanderbilt, (09/21/19)
SEC Games: 66 at Vanderbilt (09/21/19)

Scored 60 or more points

All Games: 66 at Vanderbilt, (09/21/19)
SEC Games: 72 at Texas A&M, 7 OTs (11/24/18)

Scored 70 or more points

All Games: 72 at Texas A&M, 7 OTs (11/24/18)
SEC Games: 72 at Texas A&M, 7 OTs (11/24/18)

Total Offense

Had more than 400 total yards

All Games: 601 vs. Utah State, (10/05/19)
SEC Games: 599 at Vanderbilt, (09/21/19)

Had more than 450 total yards

All Games: 601 vs. Utah State, (10/05/19)
SEC Games: 599 at Vanderbilt, (09/21/19)

Had more than 500 total yards

All Games: 601 vs. Utah State, (10/05/19)
SEC Games: 599 at Vanderbilt, (09/21/19)

Had more than 550 total yards

All Games: 601 vs. Utah State, (10/05/19)
SEC Games: 599 at Vanderbilt (09/21/19)

Had more than 600 total yards

All Games: 601 vs. Utah State, (10/05/19)
SEC Games: 601 vs. Texas A&M (11/25/17)

Had More than 625 total yards

All Games: 634 vs. Missouri (10/01/16)
SEC Games: 634 vs. Missouri (10/01/16)

Had more than 650 total yards

All Games: 672 vs. Furman (10/26/13)
SEC Games: Never

Had more than 700 total yards

All Games: 746 vs. Rice (09/24/77)
SEC Games: Never

Rushing Offense

Rushed for 150 or more yards

All Games: 248 vs. Utah State (10/05/19)
SEC Games: 181 at Vanderbilt (09/21/19)

Rushed for 200 or more yards

All Games: 248 vs. Utah State (10/05/19)
SEC Games: 215 at Texas A&M (11/24/18)

Rushed for 250 or more yards

All Games: 275 vs. Georgia (10/13/18)
SEC Games: 275 vs. Georgia (10/13/18)

Rushed for 300 or more yards

All Games: 393 vs Ole Miss (10/21/17)
SEC Games: 393 vs Ole Miss (10/21/17)

Rushed for 350 or more yards

All Games: 393 vs Ole Miss (10/21/17)
SEC Games: 393 vs Ole Miss (10/21/17)

Rushed for 400 or more yards

All Games: 418 vs. Missouri (10/01/16)
SEC Games: 418 vs. Missouri (10/01/16)

Rushed for 425 or more yards

All Games: 433 vs. Houston (09/07/96)
SEC Games: 426 vs. Ole Miss (10/30/76)

Rushed for 500 or more yards

All Games: 503 vs. Oregon (10/22/77)
SEC Games: Never

Passing Offense

Passed for 250 or more yards

All Games: 353 vs. Utah State, (10/05/19)
SEC Games: 418 at Vanderbilt, (09/21/19)

Passed for 300 or more yards

All Games: 353 vs. Utah State, (10/05/19)
SEC Games: 418 at Vanderbilt, (09/21/19)

Passed for 350 or more yards

All Games: 353 vs. Utah State, (10/05/19)
SEC Games: 418 at Vanderbilt, (09/21/19)

Passed for 400 or more yards

All Games: 418 at Vanderbilt, (09/21/19)
SEC Games: 418 at Vanderbilt, (09/21/19)

Passed for 450 or more yards

All Games: 488 vs. Northwestern State, (09/14/19)
SEC Games: 528 vs. Alabama (11/03/01)

Passed for 500 or more yards

All Games: 528 at Alabama (11/03/01)
SEC Games: 528 vs. Alabama (11/03/01)

Scoring Defense

Allowed 0 points

All Games: 0 vs. Southeastern La. (09/08/18)
SEC Games: 0 at Mississippi State (08/30/07)

Allowed 3 or fewer points....

All Games: 3 vs. Georgia Southern (08/31/19)
SEC Games: 3 vs. Mississippi State (10/20/18)

Allowed 7 or fewer points....

All Games: 6 vs. Utah State (10/05/19)
SEC Games: 3 vs. Mississippi State (10/20/18)

Allowed 10 or fewer points..

All Games: 6 vs. Utah State (10/05/19)
SEC Games: 3 vs. Mississippi State (10/20/18)

Allowed 14 or fewer points

All Games: 6 vs. Utah State (10/05/19)
SEC Games: 14 at Arkansas (11/10/18)

Total Defense

Allowed fewer than 75 total yards

All Games: 70 vs. Louisiana-Lafayette (10/05/02)
SEC Games: 69 at Kentucky (10/15/66)

Allowed fewer than 100 total yards

All Games: 98 vs. Georgia Southern (08/31/19)
SEC Games: 90 vs. Auburn (10/13/73)

Allowed fewer than 125 total yards

All Games: 98 vs. Georgia Southern (08/31/19)
SEC Games: 114 vs. Kentucky (10/19/85)

Allowed fewer than 150 total yards

All Games: 98 vs. Georgia Southern (08/31/19)
SEC Games: 135 vs. Vanderbilt (09/11/10)

Allowed fewer than 175 total yards

All Games: 159 vs. Utah State (10/05/19)
SEC Games: 135 vs. Vanderbilt (09/11/10)

Allowed fewer than 200 total yards

All Games: 159 vs. Utah State (10/05/19)
SEC Games: 183 at Auburn (09/22/12)

Allowed fewer than 225 total yards

All Games: 159 vs. Utah State (10/05/19)
SEC Games: 216 at Arkansas (11/10/18)

Allowed fewer than 250 total yards

All Games: 159 vs. Utah State (10/05/19)
SEC Games: 216 at Arkansas (11/10/18)

Allowed fewer than 275 total yards

All Games: 159 vs. Utah State (10/05/19)
SEC Games: 216 at Arkansas (11/10/18)

Allowed fewer than 300 total yards

All Games: 159 vs. Utah State (10/05/19)
SEC Games: 216 at Arkansas (11/10/18)

Rushing Defense

Allowed fewer than 0 yards

All Games: -5 vs. BYU (09/02/17)
SEC Games: 0 at South Carolina (10/18/03)

Allowed fewer than 10 yards

All Games: -5 vs. BYU (09/02/17)
SEC Games: 10 at Mississippi State (08/30/07)

Allowed fewer than 20 yards

All Games: 19 vs. Utah State (10/05/19)
SEC Games: 16 at Arkansas (11/10/18))

Allowed fewer than 30 yards

All Games: 19 vs. Utah State (10/05/19)
SEC Games: 16 at Arkansas (11/10/18)

Allowed fewer than 40 yards

All Games: 19 vs. Utah State (10/05/19)
SEC Games: 16 at Arkansas (11/10/18)

Allowed fewer than 50 yards

All Games: 19 vs. Utah State (10/05/19)
SEC Games: 16 at Arkansas (11/10/18)

Allowed fewer than 60 yards

All Games: 19 vs. Utah State (10/05/19)
SEC Games: 16 at Arkansas (11/10/18)

Allowed fewer than 70 yards

All Games: 19 vs. Utah State (10/05/19)
SEC Games: 16 at Arkansas (11/10/18)

Allowed fewer than 80 yards

All Games: 19 vs. Utah State (10/05/19)
SEC Games: 16 at Arkansas (11/10/18)

Allowed fewer than 90 yards

All Games: 19 vs. Utah State (10/05/19)
SEC Games: 16 at Arkansas (11/10/18)

Allowed fewer than 100 yards

All Games: 19 vs. Utah State (10/05/19)
SEC Games: 16 at Arkansas (11/10/18)

Passing Defense

Allowed 0 passing yards

All Games: 0 vs. Alabama (11/06/71)
SEC Games: 0 vs. Alabama (11/06/71)

Allowed 25 or fewer passing yards

All Games: 24 vs. Georgia Southern (08/31/19)
SEC Games: 23 vs. Arkansas (11/27/93)

Allowed 50 or fewer passing yards

All Games: 24 vs. Georgia Southern (08/31/19)
SEC Games: 47 at Ole Miss (11/19/11)

Allowed 75 or fewer passing yards

All Games: 24 vs. Georgia Southern (08/31/19)
SEC Games: 59 vs. Mississippi State (10/20/18)

Allowed 100 or fewer passing yards

All Games: 24 vs. Georgia Southern (08/31/19)
SEC Games: 59 vs. Mississippi State (10/20/18)

Allowed 125 or fewer passing yards

All Games: 24 vs. Georgia Southern (08/31/19)
SEC Games: 59 vs. Mississippi State (10/20/18)

Allowed 150 or fewer passing yards

All Games: 140 vs. Utah State (10/05/19)
SEC Games: 59 vs. Mississippi State (10/20/18)

Allowed 175 or fewer passing yards

All Games: 140 vs. Utah State (10/05/19)
SEC Games: 59 vs. Mississippi State (10/20/18)

Allowed 200 or fewer passing yards

All Games: 140 vs. Utah State (10/05/19)
SEC Games: 200 at Arkansas (11/10/18)

Individual Rushing

Had a player rush for 100 or more yards

All Games: 106 by Clyde Edwards-Helaire at Vanderbilt (09/21/19)
SEC Games: 106 by Clyde Edwards-Helaire at Vanderbilt (09/21/19)

Had a player rush for 150 or more yards

All Games: 276 by Derrius Guice vs. Ole Miss (10/21/17)
SEC Games: 276 by Derrius Guice vs. Ole Miss (10/21/17)

Had a player rush for 200 or more yards

All Games: 276 by Derrius Guice vs. Ole Miss (10/21/17)
SEC Games: 276 by Derrius Guice vs. Ole Miss (10/21/17)

Had a player rush for 225 or more yards

All Games: 276 by Derrius Guice vs. Ole Miss (10/21/17)
SEC Games: 276 by Derrius Guice vs. Ole Miss (10/21/17)

Had a player rush for 2 or more TDs

All Games: 2 by Clyde Edwards-Helaire and Tyrion Davis Price vs. Northwestern State (09/14/19)
SEC Games: 3 by Joe Burrow at Texas A&M (11/24/18)

Had a player rush for 3 or more TDs

All Games: 3 by Joe Burrow at Texas A&M (11/24/18)
SEC Games: 3 by Joe Burrow at Texas A&M (11/24/18)

Had a player rush for 4 or more TDs

All Games: 4 by Derrius Guice at Texas A&M (11/24/16)
SEC Games: 4 by Derrius Guice at Texas A&M (11/24/16)

Had a player rush for 5 or more TDs

All Games: 5 by Kevin Faulk at Kentucky (11/01/97)
SEC Games: 5 by Kevin Faulk at Kentucky (11/01/97)

Individual Passing

Had a player pass for 200 or more yards

All Games: 344 by Joe Burrow vs. Utah State (10/05/19)
SEC Games: 398 by Joe Burrow at Vanderbilt (09/21/19)

Had a player pass for 250 or more yards

All Games: 344 by Joe Burrow vs. Utah State (10/05/19)
SEC Games: 398 by Joe Burrow at Vanderbilt (09/21/19)

Had a player pass for 300 or more yards.

All Games: 344 by Joe Burrow vs. Utah State (10/05/19)
SEC Games: 398 by Joe Burrow at Vanderbilt (09/21/19)

Had a player pass for 350 or more yards

All Games: 398 by Joe Burrow at Vanderbilt (09/21/19)
SEC Games: 398 by Joe Burrow at Vanderbilt (09/21/19)

Had a player pass for 400 or more yards

All Games: 471 by Joe Burrow at Texas (09/07/19)
SEC Games: 528 by Rohan Davey at Alabama (11/03/01)

Had a player pass for 450 or more yards

All Games: 471 by Joe Burrow at Texas (09/07/19)
SEC Games: 528 by Rohan Davey at Alabama (11/03/01)

Had a player pass for 500 or more yards

All Games: 528 by Rohan Davey at Alabama (11/03/01)
SEC Games: 528 by Rohan Davey at Alabama (11/03/01)

Had a player pass for 2 or more TDs

All Games: 5 by Joe Burrow vs. Utah State (10/05/19)
SEC Games: 6 by Joe Burrow at Vanderbilt (09/21/19)

Had a player pass for 3 or more TDs

All Games: 5 by Joe Burrow vs. Utah State (10/05/19)
SEC Games: 6 by Joe Burrow at Vanderbilt (09/21/19)

Had a player pass for 4 or more TDs

All Games: 5 by Joe Burrow vs. Utah State (10/05/19)
SEC Games: 6 by Joe Burrow at Vanderbilt (09/21/19)

Had a player complete 20 or more passes

All Games: 27 by Joe Burrow vs. Utah State (10/05/19)
SEC Games: 25 by Joe Burrow at Vanderbilt (09/21/19)

Had a player complete 25 or more passes

All Games: 27 by Joe Burrow vs. Utah State (10/05/19)
SEC Games: 25 by Joe Burrow at Vanderbilt (09/21/19)

Had a player complete 30 or more passes

All Games: 31 by Joe Burrow at Texas (09/07/19)
SEC Games: 35 by Rohan Davey at Alabama (11/03/01)

Had a player complete 35 or more passes

All Games: 35 by Rohan Davey at Alabama (11/03/01)
SEC Games: 35 by Rohan Davey at Alabama (11/03/01)

Had a player complete 15 straight passes

All Games: 17 by Rohan Davey vs. Arkansas-6 (11/26/99), vs. Western Carolina-11 (09/02/00) and 17 by Matt Mauck vs. Arizona-11 (09/06/03), vs. Western Illinois-6 (09/13/03)

Had a player throw 30 or more passes

All Games: 38 by Joe Burrow vs. Utah State (10/05/19)
SEC Games: 34 by Joe Burrow at Vanderbilt (09/21/19)

Had a player throw 35 or more passes

All Games: 38 by Joe Burrow vs. Utah State (10/05/19)
SEC Games: 38 by Joe Burrow at Texas A&M (11/24/18)

Had a player throw 40 or more passes

All Games: 51 by Brandon Harris at Ole Miss (11/21/15)
SEC Games: 51 by Brandon Harris at Ole Miss (11/21/15)

Had a player throw 45 or more passes

All Games: 51 by Brandon Harris at Ole Miss (11/21/15)
SEC Games: 51 by Brandon Harris at Ole Miss (11/21/15)

Had a player throw 50 or more passes

All Games: 51 by Brandon Harris at Ole Miss (11/21/15)
SEC Games: 51 by Brandon Harris at Ole Miss (11/21/15)

Individual Receiving

Had a player with 9 or more receptions in a game

All Games: 9 by Justin Jefferson vs. Utah State (10/06/19)

Had a player with 10 or more receptions in a game

All Games: 10 by Ja'Marr Chase at Vanderbilt (09/21/19)
SEC Games: 10 by Jarvis Landry at Georgia (09/28/13)

Had a player with 11 or more receptions in a game

All Games: 12 by Brandon LaFell vs. Troy (11/15/08)
SEC Games: 12 by Michael Clayton at Alabama (11/15/03)

Had a player with 12 or more receptions in a game

All Games: 12 by Brandon LaFell vs. Troy (11/15/08)
SEC Games: 12 by Michael Clayton at Alabama (11/15/03)

Had a player with 13 or more receptions in a game

All Games: 14 by Josh Reed vs. Illinois (01/01/02 - Sugar Bowl)
SEC Games: 19 by Josh Reed at Alabama (11/03/01)

Had a player with 14 or more receptions in a game

All Games: 14 by Josh Reed vs. Illinois (01/01/02 - Sugar Bowl)
SEC Games: 19 by Josh Reed at Alabama (11/03/01)

Had a player with 15 or more receptions in a game

All Games: 19 by Josh Reed at Alabama (11/03/01)
SEC Games: 19 by Josh Reed at Alabama (11/03/01)

Had a player receive 100 or more yards

All Games: 155 by Justin Jefferson vs. Utah State (10/06/19)
SEC Games: 229 by Ja'Marr Chase at Vanderbilt (09/21/19)

Had a player receive 150 or more yards

All Games: 155 by Justin Jefferson vs. Utah State (10/06/19)
SEC Games: 229 by Ja'Marr Chase at Vanderbilt (09/21/19)

Had a player receive 200 or more yards

All Games: 229 by Ja'Marr Chase at Vanderbilt (09/21/19)
SEC Games: 229 by Ja'Marr Chase at Vanderbilt (09/21/19)

Had a player receive 250 or more yards

All Games: 293 by Josh Reed at Alabama (11/03/01) - school record
SEC Games: 293 by Josh Reed at Alabama (11/03/01) - school record

Had a player receive for 2 or more TDs

All Games: 2 by Justin Jefferson vs. Utah State (10/06/19)
SEC Games: 4 by Ja'Marr Chase at Vanderbilt (09/21/19)

Had a player receive for 3 or more TDs

All Games: 4 by Ja'Marr Chase at Vanderbilt (09/21/19)
SEC Games: 4 by Ja'Marr Chase at Vanderbilt (09/21/19)

Had a player receive for 4 or more TDs

All Games: 4 by Ja'Marr Chase at Vanderbilt (09/21/19)
SEC Games: 4 by Ja'Marr Chase at Vanderbilt (09/21/19)

Had a player receive for 5 or more TDs

All Games: 5 by Carlos Carson vs. Rice (09/24/77)
SEC Games: Never



46 ANDRE ANTHONY

Outside Linebacker

6-4 • 238 • Jr. • 1L

New Orleans, La.

Edna Karr High School

JUNIOR SEASON (2019)

Has seen action in all five games with starts against Northwestern State and Vanderbilt ... Credited for a pair of tackles at Vanderbilt ... Finished with three tackles and PBU against Northwestern State ... Sacked Texas quarterback Sam Ehlinger in the fourth quarter ... Totaled a pair of tackles against Georgia Southern.

ANDRE ANTHONY'S CAREER HIGHS

Tackles: 5 at Auburn, 2018

Tackles for loss: 1 at Texas, 2019

Sacks: 1 at Texas, 2019

Quarterback Hurries: 1, 2x (Last: vs. Ole Miss)

Fumble recoveries: 1 vs. Southeastern Louisiana

ANDRE ANTHONY'S CAREER STATISTICS

| YEAR | G-GS | UT | AT | TT | TFL | Sacks | PD | QBH | INT | FF | FR |
|--------------|-------------|----------|-----------|-----------|--------------|--------------|----------|----------|----------|----------|----------|
| 2017 | 0-0 | 0 | 0 | 0 | 0 | 0 | 0 | 0 | 0 | 0 | 0 |
| 2018 | 13-3 | 5 | 9 | 14 | 0.5-4 | 0.5-4 | 0 | 2 | 0 | 0 | 1 |
| 2019 | 5-2 | 4 | 5 | 9 | 1.0-2 | 1.0-2 | 1 | 0 | 0 | 0 | 0 |
| Total | 18-5 | 9 | 14 | 23 | 1.5-6 | 1.5-6 | 1 | 2 | 0 | 0 | 1 |



32 AVERY ATKINS

Placekicker/Kickoff Specialist

6-1 • 210 • So. • 1L

Auburn, Ala.

Auburn High School

2018 SEC First-Year Academic Honor Roll

SOPHOMORE SEASON (2019)

LSU's kickoff specialist who has kicked off 127 kickoffs and owns a 92 percent touch back rating... Kicked six touch backs on seven kickoffs against Utah State ... Owns a career high 11 kickoffs against Vanderbilt and Northwestern State ... Set a new career high with 11 touch backs and 715 yards at Vandy ... Kicked off 11 times with nine touch backs against Northwestern State ... Perfect on touch backs with nine against Texas ... Opened the season with 10 kickoffs for 650 yards against Georgia Southern.

ATKINS' CAREER HIGHS

Kickoffs: 11 vs. Northwestern State, 2019

Kickoff Yards: 690 vs. Northwestern State, 2019

Touch backs: 9, 3x (Last: vs. Northwestern State, 2019)

ATKINS' CAREER KICKOFF STATISTICS

| YEAR | G | NO. | YDS. | AVG. | TB | OB |
|--------------|-----------|------------|--------------|-------------|------------|----------|
| 2018 | 13 | 79 | 5,014 | 63.5 | 71 | 0 |
| 2019 | 5 | 48 | 3,095 | 64.5 | 44 | 0 |
| Total | 18 | 127 | 8,109 | 63.9 | 115 | 0 |



23 MICAH BASKERVILLE

Linebacker

6-1 • 228 • So. • 1L

Shreveport, La.

Evangel Christian Academy

SOPHOMORE SEASON (2019)

Has played in three games in 2019 mostly on special teams ... Against Vanderbilt, blocked a punt and returned it for a touchdown ... Also recovered an onside kick and returned it to the Vandy 1-yard line.

MICAH BASKERVILLE'S CAREER HIGHS

Tackles: 11 at Florida, 2018

Tackles for loss: .5 at Florida, 2018

MICAH BASKERVILLE'S CAREER STATISTICS

| YEAR | G-GS | UT | AT | TT | TFL | Sacks | PD | QBH | INT | FF | FR |
|--------------|-------------|-----------|-----------|-----------|--------------|--------------|----------|----------|----------|----------|----------|
| 2018 | 8-1 | 7 | 11 | 18 | 0.5-1 | 0.0-0 | 0 | 0 | 0 | 0 | 0 |
| 2019 | 3-0 | 4 | 1 | 5 | 2.0-2 | 1.0-1 | 1 | 0 | 0 | 0 | 0 |
| Total | 11-1 | 11 | 12 | 23 | 2.5-3 | 1.0-1 | 1 | 0 | 0 | 0 | 0 |



15 MYLES BRENNAN

Quarterback

6-5 • 183 • So. • 1L

Long Beach, Miss.

St. Stanislaus High School

LSU's backup quarterback behind Joe Burrow ... Has seen action in 2019 against Utah State, Vanderbilt, Northwestern State and Georgia Southern ... Set career highs in completions with eight and yards for 115 against Northwestern State ... Completed seven passes on 12 attempts for 72 yards in the season opener against Georgia Southern.

MYLES BRENNAN'S CAREER PASSING HIGHS

Pass attempts: 12 vs. Georgia Southern, 2019

Pass completions: 8 vs. Northwestern State, 2019

Pass yards: 115 vs. Northwestern State, 2019

Pass TDs: 1 vs. Troy, 2017

Had intercepted: 1, 3x (Last: at Vanderbilt, 2019)

Long pass: 48 vs. Troy, 2017

MYLES BRENNAN'S CAREER RUSHING HIGHS

Rush attempts: 3, 2x (Last: vs. Georgia Southern, 2019)

Rush yards: 14 at Vanderbilt, 2019

Long rush: 9, 2x (Last: at Vanderbilt, 2019)

MYLES BRENNAN'S CAREER STATISTICS

PASSING

| YEAR | G-GS | COMP | ATT | INT | YDS | TD | LONG |
|--------------|-------------|-----------|-----------|----------|------------|----------|-----------|
| 2017 | 6-0 | 14 | 24 | 2 | 182 | 1 | 48 |
| 2018 | 1-0 | 4 | 6 | 0 | 65 | 0 | 39 |
| 2019 | 4-0 | 17 | 26 | 1 | 216 | 0 | 35 |
| Total | 11-0 | 35 | 56 | 3 | 463 | 1 | 48 |

RUSHING

| YEAR | ATT | YDS | TD | LONG |
|--------------|-----------|-----------|----------|----------|
| 2017 | 9 | -6 | 0 | 6 |
| 2018 | 0 | 0 | 0 | 0 |
| 2019 | 8 | 37 | 0 | 9 |
| Total | 17 | 31 | 0 | 9 |



9 JOE BURROW

Quarterback

6-4 • 216 • Sr. • 1L

Athens, Ohio

Athens HS/Ohio State

- **2019 Davey O'Brien Award National Quarterback of the Week (at Texas)**
- **2019 Maxwell Award Player of the Week**
- **2019 SEC Player of the Week (vs. Georgia Southern, at Texas, at Vanderbilt)**
- **2098 Davey O'Brien Great Eight List (at Vanderbilt, vs. Utah State)**
- **2019 Fiesta Bowl Offensive Player of the Game (vs. UCF)**
- **2018 LSU Permanent Team Captain**
- **2018 SEC Academic Honor Roll**
- **2018 Davey O'Brien Great Eight List (vs. Georgia, vs. Ole Miss)**
- **2018 SEC Player of the Week (at Auburn, vs. Ole Miss)**
- **2018 Ohio State University Graduate (B.A. Consumer & Family Financial Services)**
- **2016 Academic All-Big Ten Conference**
- **2016 Ohio State Scholar-Athlete**

SENIOR SEASON (2019)

Is 15-3 overall as LSU's starting quarterback ... Has thrown for 4,758 career yards in the air, the 11th quarterback in school history with 4,000-plus passing yards ... Owns eight-straight games of 20+ completions, the first quarterback in school history with four or more ... Has thrown 22 touchdown passes in 2019, which already ranks second in school history ... Owns six, 300-yard career passing games for the second most in school history and five in 2019 for second in school history ... Threw for five touchdowns and rushed for another against Utah State, tying the most touchdowns responsible for in a game in school history ... totaled 344 yards through the air against the Aggies, his fourth straight 300-yard passing game ... Threw for a school record six touchdowns against Vanderbilt, breaking the original record of five set by Zach Mettenberger and tied by Burrow against Georgia Southern ... Was 25-of-24 for 398 yards against Vanderbilt ... His 357 passing yards in the first half against Vandy marked the most by an LSU player in a first half in school history Finished 21-of-24 with two touchdowns and 373 yards against Northwestern State ... His 87.5 completion percentage is third in school history ... Had a record day at Texas, leading LSU to its first top-10 non-conference road win in school history ... Finished 31-of 39 for 471 yards and four touchdowns in Austin for the second-most yards and completions in a game in school history ... Connected with Justin Jefferson (163), Ja'Marr Chase (147) and Terrace Marshall Jr. (123) against the Longhorns for the first game in school history with three receivers with more than 100 yards in a game ... Connected with Jefferson on a 61-yard TD on third-and-sixteen with 2:27 remaining in the game to seal the Tigers' victory ... Named the SEC Offensive Player of the Week, Davey O'Brien National Quarterback of the Week and Maxwell Award Player of the Week after his performance at Texas ... Opened the 2019 season against Georgia Southern by leading the LSU offensive to fives-straight touchdown drives ... Finished 23-of-27 for 278 yards and five touchdowns ... Tied the school record for touchdown passes in a game with five against Georgia Southern ... Named the SEC Offensive Player of the Week.

JOE BURROW'S CAREER STATISTICS

PASSING

| YEAR | G-GS | COMP | ATT | PCT. | YDS | TD | INT | LONG |
|------------------------|------------|------------|-------------|--------------|-----------|----------|-----------|---------|
| 2018 | 13-13 | 219 | 379 | 57.8 | 2,894 | 16 | 5 | 71 (TD) |
| 2019 | 5-5 | 126 | 162 | 78.4 | 1,864 | 22 | 3 | 65 |
| LSU TOTAL 18-18 | 346 | 541 | 64.0 | 4,758 | 38 | 8 | 71 | |

RUSHING

| YEAR | ATT | YDS | AVG. | TD | LONG |
|--------------|------------|------------|------------|----------|-----------|
| 2018 | 128 | 399 | 3.1 | 7 | 59 |
| 2019 | 29 | 62 | 2.1 | 2 | 21 |
| TOTAL | 157 | 461 | 2.9 | 9 | 59 |

JOE BURROW'S CAREER PASSING HIGHS

Completions: 31 at Texas, 2019

Attempts: 39 at Texas, 2019

Yards: 471 at Texas, 2019

Long: 71 at Auburn, 2018

Touchdowns: 6 at Vanderbilt, 2019

JOE BURROW'S CAREER RUSHING HIGHS

Attempts: 29 at Texas A&M, 2018

Yards: 100 at Texas A&M, 2018

Long: 59 vs. Georgia, 2018

Touchdowns: 3 at Texas A&M, 2018

JOE BURROW IN THE LSU RECORD BOOKS

PASSING RECORDS

Passing Yards (Game)

No. 2 471 at Texas (2019)

No. 4 398 at Vanderbilt (2019)

No. 5 394 vs. Central Florida (2019 Fiesta Bowl)

Passing Yards (Season)

No. 4 2,984 (2018)

TD Passes (Game)

No. 1 6 at Vanderbilt (2019)

No. 2 5 vs. Georgia Southern (2019) and vs. Utah State (2019)

TD Passes (Season)

tNo. 3 22 (2019)

Attempts (Season)

No. 1 399 (2018)

Completions (Game)

No. 3 31 at Texas (2019)

No. 9 27 vs. Utah State (2019)

Completions (Season)

No. 3 219 (2018)

Completion Percentage (Game)

No. 3 87.5, 21-24 vs. Northwestern State (2019)

Consecutive Passes Without an Interception (Game)

No. 6 38 vs. Texas A&M

Consecutive Passes Without an Interception (Season)

No. 1 158 (2018)

Consecutive Completions

No. 4 12 at Vanderbilt (2019)

Pass Yards Gained Per Play (Game)

No. 4 11.58 vs. Central Florida (2019 Fiesta Bowl)

Passing Yards Per Game (Season)

No. 5 222.6 (2018)

300-Yard Passing Games (Season)

No. 2 4 (2019)

300-Yard Passing Games (Career)

No. 2 6

RUSHING RECORDS

Rushing Touchdowns by a QB (Game)

tNo. 1 3 vs. Texas A&M (2018)

Rushing Touchdowns by a QB (Season)

tNo. 1 7 (2018)

Rushing Yards by a QB (Game)

tNo. 8 100 vs. Texas A&M (2018)

Rushing Yards by a QB (Season)

No. 5 399 (2018)

TOTAL OFFENSE RECORDS

Total Plays (Game)

No. 1 67 vs. Texas A&M (2018) – 38 passing, 29 rushing

Total Plays (Season)

No. 1 507 (2018) – 379 passing, 128 rushing

Total Yards (Game)

No. 2 479 at Texas (2019) – 471 passing, 8 rushing

No. 4 418 vs. Central Florida (2019 Fiesta Bowl) – 394 passing, 24 rushing

No. 7 388 vs. Ole Miss, 2018 – 292 passing, 96 rushing

No. 10 370 vs. Texas A&M (2018) – 270 passing, 100 rushing

Total Yards (Season)

No. 2 3,292 (2018) – 2,894 passing, 399 rushing

Total Yards Per Game (Season)

No. 2 253.2 (2018) – 3,293 in 13 games

Touchdowns Responsible For (Game)

No. 1 6 vs. Utah State – 5 passing, 1 rushing

6 at Vanderbilt (2019) – 6 passing

6 vs. Texas A&M (2018) – 3 rushing, 3 passing

Touchdowns Responsible For (Season)

tNo. 6 23 (2018) – 16 passing, 7 rushing

BOWL GAME RECORDS

Passing Attempts

tNo. 4 34 vs. Central Florida (2019 Fiesta Bowl)

Passing Completions

tNo. 2 21 vs. Central Florida (2019 Fiesta Bowl)

Passing Yards

No. 2 394 vs. Central Florida (2019 Fiesta Bowl)

Passing Touchdowns

tNo. 1 4 vs. Central Florida (2019 Fiesta Bowl)



44 TORY CARTER

Fullback
6-2 • 259 • Jr. • 2L
Valdosta, Ga.
Lee County High School

JUNIOR SEASON (2019)

Played in games against Georgia Southern, Texas and Northwestern State at tight end and on special teams ... Made his first catch of the season for seven yards against Northwestern State.

TORY CARTER'S CAREER STATISTICS

RUSHING

| YEAR | G-GS | ATT | YDS. | TD | LONG |
|--------------|-------------|----------|----------|----------|----------|
| 2017 | 12-1 | 0 | 0 | 0 | 0 |
| 2018 | 12-4 | 2 | 4 | 0 | 2 |
| 2019 | 3-0 | 0 | 0 | 0 | 0 |
| Total | 27-5 | 2 | 4 | 0 | 2 |

RECEIVING

| YEAR | REC. | YDS. | TD | LONG |
|--------------|-----------|------------|----------|-----------|
| 2017 | 6 | 61 | 1 | 28 |
| 2018 | 4 | 39 | 1 | 12 |
| 2019 | 1 | 7 | 0 | 0 |
| Total | 11 | 107 | 2 | 28 |



18 K'LAVON CHAISSON

Outside Linebacker
6-4 • 238 • So. • 1L
Houston, Texas
North Shore High School

18

- 2019 No. 18 Jersey
- 2018 SEC Academic Honor Roll
- 2017 SEC Academic Honor Roll
- 2017 Freshman All-SEC

SOPHOMORE SEASON (2019)

Returned to the field against Utah State after missing games against Northwestern State and Vanderbilt ... Recorded five tackles at Texas ... Returned to the field for the season opener against Georgia Southern after missing the 2018 season with a torn ACL ... Totaled five tackles and recorded his first forced fumble against GS.

K'LAVON CHAISSON'S CAREER HIGHS

Tackles: 6 vs. Miami, 2018
Tackles for Loss: 2.5 vs. Chattanooga, 2017
Sacks: 2.0 vs. Chattanooga, 2017
Force Fumbles: 1 vs. Georgia Southern, 2019
Quarterback Hurries: 1, 4x (Last: at Texas, 2019)
Interceptions: 0
Pass Breakups: 1, 2x (Last: vs. Notre Dame, 2018 Citrus Bowl)

K'LAVON CHAISSON'S CAREER STATS

| YEAR | G-GS | UT | AT | TT | TFL | Sacks | PD | QBH | INT | FF | FR |
|---------------|-------------|-----------|-----------|-----------|---------------|---------------|----------|----------|----------|----------|----------|
| 2017 | 12-3 | 9 | 18 | 27 | 4.5-20 | 2.0-15 | 2 | 2 | 0 | 0 | 0 |
| 2018 | 1-1 | 3 | 2 | 5 | 1.0-8 | 1.0-8 | 0 | 1 | 0 | 0 | 0 |
| 2019 | 3-3 | 6 | 5 | 11 | 1.0-12 | 1.0-12 | 0 | 1 | 0 | 1 | 0 |
| Totals | 16-7 | 18 | 25 | 43 | 6.5-40 | 4.0-35 | 2 | 4 | 0 | 1 | 0 |



77 SAAHDIQ CHARLES

Offensive Tackle
6-5 • 305 • Jr. • 2L
Jackson, Miss.
Madison-Ridgeland Academy

JUNIOR SEASON (2019)

LSU's starting left tackle against Texas and Vanderbilt ... Had one knockdown in both games ... Helped pave the way for Clyde Edwards Helaire's 87 yards on the ground and quarterback Joe Burrow's 471 yards through the air at Texas.



1 JA'MARR CHASE

Wide Receiver
6-1 • 205 • So. • 1L
Harvey, La.
Archbishop Rummel High School

SOPHOMORE SEASON (2019)

Second on the team in receptions (23), yards (451) and touchdowns (6) ... Totaled three receptions on 54 yards with one touchdown against Utah State ... Set career highs with 10 receptions for 229 yards and four touchdowns ... Became the third player in school history with four or more touchdowns in a game and the first since 1989 ... His 229 receiving yards against Vanderbilt marked the fourth most in school history ... The first LSU receiver with 200-plus yards since Odell Beckham Jr. against Furman in 2013 ... Totaled a career high 147 yards on six receptions against Texas ... A part of the first trio in school history, along with Justin Jefferson and Terrace Marshall, to finish with 100 receiving yards in a game ... Started the season opener against Georgia Southern and made a pair of catches for 21 yards and a touchdown.

JA'MARR CHASE'S CAREER HIGHS

Receptions: 10 at Vanderbilt, 2019
Receiving yards: 229 at Vanderbilt, 2019
Touchdowns: 4 at Vanderbilt, 2019
Long reception: 64 at Vanderbilt, 2019

JA'MARR CHASE'S CAREER RECEIVING STATISTICS

| YEAR | G-GS | REC. | YDS. | TD | LONG |
|--------------|--------------|-----------|------------|----------|----------------|
| 2018 | 13-7 | 23 | 313 | 3 | 45 |
| 2019 | 3-3 | 20 | 397 | 5 | 64 (TD) |
| TOTAL | 16-10 | 43 | 710 | 8 | 64 (TD) |



35 DAMONE CLARK

Linebacker
6-4 • 238 • So. • 1L
Baton Rouge, La.
Southern Lab High School

SOPHOMORE SEASON (2019)

Finished with four tackles and recorded his first career sack at Vanderbilt ... Started against Northwestern State and finished third on the team in tackles with six ... Provided depth for the Tigers at Texas and finished with a pair of tackles at Texas ... Made his first career start against Georgia Southern and finished second on the team in tackles with nine.

DAMONE CLARK'S CAREER HIGHS

Tackles: 9 vs. Georgia Southern, 2019
Tackles for Loss: 1.5 at Vanderbilt, 2019
Sacks: 1.5 at Vanderbilt, 2019

DAMONE CLARK'S CAREER STATISTICS

| YEAR | G-GS | UT | AT | TT | TFL | SACKS | PD | QBH | INT | FF | FR |
|--------------|-------------|----------|-----------|-----------|---------------|---------------|----------|----------|----------|----------|------------|
| 2018 | 13-0 | 0 | 1 | 1 | 0-0 | 0-0 | 0 | 0 | 0 | 0 | 0-0 |
| 2019 | 5-2 | 6 | 17 | 23 | 2.0-12 | 1.5-11 | 0 | 0 | 0 | 0 | 0-0 |
| Total | 18-2 | 6 | 18 | 24 | 2.0-12 | 1.5-11 | 0 | 0 | 0 | 0 | 0-0 |



24 CHRIS CURRY

Running Back
6-0 • 219 • Fr. • RS
Lehigh Acres, Fla.
Lehigh High School

REDSHIRT FRESHMAN SEASON (2019)

Rushed for 24 yards on six carries against Utah State ... Returned to the field at Vanderbilt for 14 yards on four carries ... Totaled a pair of rushes for 23 yards and made his first career reception finishing with two for 14 yards against Georgia Southern.

CHRIS CURRY'S CAREER RUSHING HIGHS

Rush attempts: 6 vs. Utah State, 2019
 Rushing yards: 24 vs. Utah State, 2019
 Rushing TDs: None
 Longest Rush: 20 vs. Georgia Southern, 2019

CHRIS CURRY'S CAREER RECEIVING HIGHS

Receptions: 2 vs. Georgia Southern, 2019
 Receiving yards: 14 vs. Georgia Southern, 2019
 Touchdowns: 0
 Long reception: 9 vs. Georgia Southern, 2019

CHRIS CURRY'S CAREER RUSHING STATISTICS

| YEAR | G-GS | Att. | Yards | TD | Long |
|--------------|------------|-----------|-----------|----------|-----------|
| 2018 | 4-0 | 8 | 2 | 0 | 3 |
| 2019 | 4-0 | 12 | 57 | 0 | 20 |
| TOTAL | 8-0 | 20 | 59 | 0 | 20 |

CHRIS CURRY'S CAREER RECEIVING STATISTICS

| YEAR | Rec. | Yards | TD | Long |
|--------------|----------|-----------|----------|----------|
| 2018 | 0 | 0 | 0 | 0 |
| 2019 | 2 | 14 | 0 | 9 |
| TOTAL | 2 | 14 | 0 | 9 |



79 LLOYD CUSHENBERRY III

Center
6-4 • 309 • Jr. • 2L
Carville, La.
Dutchtown High School

18

- 2019 No. 18 Jersey
- 2016 SEC First-Year Academic Honor Roll

JUNIOR SEASON (2019)

LSU's starting center in 17-straight games ... Has played 338 snaps and totaled four knockdowns in five games ... Played 87 snaps and graded out as the top lineman with a finish against Utah State ... The center in all 59 snaps against Northwestern State and Vanderbilt ... Played all 71 snaps against Texas and earned a knockdown ... The anchor of the line that racked up 472 yards of total offense in the season opener against Georgia Southern.



3 TYRION DAVIS-PRICE

Running Back
6-1 • 226 • Fr. • HS
Baton Rouge, La.
Southern Lab High School

FRESHMAN SEASON (2019)

Owens appearances in all five games ... LSU's second-leading rusher with career high 54 yards on 11 carries against Utah State ... Ran for 19 yards and a touchdown on four carries in his first SEC game at Vanderbilt ... Scored his first career touchdown on a 1-yard run against Northwestern State ... Added another run with 2:12 left against the Demons on a 2-yard run ... Finished the night against NSU with 29 yards on seven carries ... Made his first career appearance against Georgia Southern and totaled five carries for 11 yards as well as a pair of catches for 24 yards.

TYRION DAVIS PRICE'S CAREER RUSHING HIGHS

Rush attempts: 11 vs. Utah State, 2019
 Rushing yards: 54 vs. Utah State, 2019
 Rushing TDs: 2 vs. Northwestern State, 2019
 Longest Rush: 11 vs. Utah State, 2019

TYRION DAVIS PRICE'S CAREER RECEIVING HIGHS

Receptions: 2, 2x (Last: vs. Northwestern State, 2019)
 Receiving yards: 24 vs. Northwestern State, 2019
 Touchdowns: 0
 Long reception: 15 vs. Georgia Southern, 2019

TYRION DAVIS PRICE'S CAREER RUSHING STATISTICS

| YEAR | G-GS | Att. | Yards | TD | Long |
|--------------|------------|-----------|------------|----------|-----------|
| 2019 | 5-0 | 28 | 112 | 2 | 11 |
| TOTAL | 5-0 | 28 | 112 | 2 | 10 |

TYRION DAVIS PRICE'S CAREER RECEIVING STATISTICS

| YEAR | Rec. | Yards | TD | Long |
|--------------|----------|-----------|----------|-----------|
| 2019 | 5 | 43 | 0 | 18 |
| TOTAL | 5 | 43 | 0 | 18 |



76 AUSTIN DECULUS

Offensive Tackle
6-7 • 321 • Jr. • 2L
Mamou, La.
Cy-Fair High School (Cypress, Texas)

JUNIOR SEASON (2019)

LSU's starting right tackle for the last 17 games ... Played 329 snaps in five games and is third on the team in knockdowns with five.



7 GRANT DELPIT

Safety
6-3 • 203 • Jr. • 2L
Houston, Texas
IMG Academy

- 2018 Unanimous All-American
- 2018 First Team All-American (Walter Camp, AP, FWAA, Sporting News, AFCA, Sports Illustrated)
- 2018 Jack Tatum Award Winner (Columbus Ohio Touchdown Club)
- 2018 Nagurski Trophy Finalist
- 2018 Thorpe Award Semifinalist
- 2018 First Team All-SEC (Coaches, AP)
- 2018 SEC Defensive Player of the Week (vs. Mississippi State)
- 2018 Bednarik Award Player of the Week (vs. Mississippi State)

JUNIOR SEASON (2019)

LSU's starting safety in the last 19 games ... Intercepted Utah State quarterback Jordan Love and finished with three tackles ... Second on the team in tackles with six and added a PBU at Vanderbilt ... Finished with three tackles at Texas and against Northwestern State ... Totaled five tackles, 1.5 tackles for loss and a fumble recover in the season opener against Georgia Southern.

GRANT DELPIT'S CAREER HIGHS

Tackles: 10, 3x (Last: vs. Mississippi State, 2018)
 Tackles for loss: 2.5 vs. Ole Miss, 2018
 Sacks: 1, 5x (Last: vs. Arkansas, 2018)
 Interceptions: 2, vs. Mississippi State, 2018
 Pass breakups: 3 at Texas A&M, 2018
 Fumble recoveries: 1, 2x (Last: vs. Georgia Southern, 2019)

GRANT DELPIT'S CAREER STATISTICS

| YEAR | G-GS | UT | AT | TT | TFL | SACKS | PD | QBH | INT | FF | FR |
|--------------|--------------|-----------|-----------|------------|----------------|---------------|-----------|----------|------------|----------|------------|
| 2017 | 13-10 | 36 | 24 | 60 | 3.5-5 | 0.0-0 | 9 | 1 | 1-0 | 0 | 0-0 |
| 2018 | 13-13 | 46 | 28 | 74 | 9.5-53 | 5.0-44 | 14 | 4 | 5-1 | 1 | 1-0 |
| 2019 | 5-5 | 12 | 7 | 19 | 1.5-3 | 0-0 | 2 | 0 | 1-0 | 0 | 1-0 |
| Total | 31-28 | 94 | 59 | 153 | 14.5-61 | 5.0-44 | 25 | 5 | 7-1 | 1 | 2-0 |



19 DERRICK DILLON

Wide Receiver
5-11 • 184 • Sr. • 3L
Franklinton, La.
Pine High School

SENIOR SEASON (2019)

Earned the start against Utah State and finished with 42 yards on four catches and his first TD of the season ... In the start against Northwestern State, totaled three receptions for 41 yards ... Made one reception for 32 yards in the season opener against Georgia Southern.

DERRICK DILLON'S CAREER RECEIVING HIGHS

Receptions: 5 vs. Rice, 2018
 Receiving yards: 86 vs. UCF, 2019 Fiesta Bowl
 Receiving TDs: 1, 3x (Last: vs. Utah State, 2019)
 Long Reception: 71 (TD) vs. Auburn, 2018

DERRICK DILLON'S CAREER RUSHING HIGHS

Rushing attempts: 2, 4x (Last: at Alabama, 2017)
 Rushing yards: 30 vs. Florida, 2017
 Rushing TDs: 0
 Long rush: 30 vs. Florida, 2017

DERRICK DILLON'S CAREER RECEIVING STATISTICS

| YEAR | G-GS | REC. | YDS. | TD | LONG |
|---------------|--------------|-----------|------------|----------|----------------|
| 2016 | 8-0 | 0 | 0 | 0 | 0 |
| 2017 | 13-3 | 14 | 125 | 0 | 16 |
| 2018 | 13-5 | 22 | 307 | 2 | 71 (TD) |
| 2019 | 5-2 | 8 | 115 | 1 | 32 |
| TOTALS | 39-10 | 44 | 547 | 3 | 71 (TD) |

DERRICK DILLON'S CAREER RUSHING STATISTICS

| YEAR | ATT. | YARDS | TD | LONG |
|---------------|-----------|-----------|----------|-----------|
| 2016 | 0 | 0 | 0 | 0 |
| 2017 | 15 | 86 | 0 | 30 |
| 2018 | 3 | 1 | 0 | 1 |
| 2019 | 0 | 0 | 0 | 0 |
| TOTALS | 18 | 87 | 0 | 30 |



45 MICHAEL DIVINITY JR.

Linebacker
6-2 • 238 • Sr. • 3L
Marrero, La.
John Ehret High School

SENIOR SEASON (2019)

Started at middle linebacker at Vanderbilt and had a tackle before leaving the game with an injury ... LSU's starting linebacker against Texas ... Finished as the Tigers' leading tackler with a career-high 10 and a sack against the Longhorns.

MICHAEL DIVINITY JR.'S CAREER HIGHS

Tackles: 10 at Texas, 2019
 Tackles for loss: 2.0 vs. Louisiana Tech, 2018
 Sacks: 1.5 vs. Miami, 2018
 Quarterback Hurries: 3 vs. Florida, 2018
 Interceptions: 1 vs. Mississippi State, 2018
 Fumbles Forced: 1 vs. Arkansas, 2018
 Fumbles Returned: 1, 4x (Last: vs. UCF, 2019 Fiesta Bowl)
 Fumble Return Yards: 58 vs. Texas A&M, 2018

MICHAEL DIVINITY JR.'S CAREER STATISTICS

| YEAR | G-GS | UT | AT | TT | TFL | SACKS | PD | QBH | INT | FF | FR |
|---------------|--------------|-----------|-----------|-----------|----------------|---------------|----------|-----------|-------------|----------|-------------|
| 2016 | 9-0 | 7 | 6 | 13 | 1.0-6 | 0 | 0 | 0 | 0 | 0 | 0 |
| 2017 | 11-1 | 6 | 9 | 15 | 2.5-4 | 1.0-1 | 0 | 1 | 0 | 0 | 2-0 |
| 2018 | 12-11 | 20 | 34 | 54 | 10.5-45 | 5.0-27 | 2 | 8 | 1-31 | 1 | 2-58 |
| 2019 | 2-2 | 8 | 3 | 11 | 1.0-12 | 1.0-12 | 0 | 1 | 0 | 0 | 0 |
| Totals | 34-14 | 41 | 52 | 93 | 15.0-67 | 7.0-40 | 2 | 10 | 1-31 | 1 | 4-58 |



22 CLYDE EDWARDS-HELAIRE

Running Back
5-9 • 212 • Jr. • 2L
Baton Rouge, La.
Catholic High School

JUNIOR SEASON (2019)

LSU's starting running back in all five games ... The team's leading rusher with 360 yards and five touchdowns ... Became the 50th player in LSU to go over 1,000 career rushing yards ... Finished with 72 yards on 14 attempts against Utah State ... Surpassed 100 yards for the third time in his career with 106 yards and one touchdown on 14 attempts at Vanderbilt ... Rushed for 50 yards and career-high two touchdowns on 13 attempts against Northwestern State ... Totaled 87 yards on 15 attempts against the Longhorn ... Scored a crucial 12-yard touchdown against UT with 9:58 remaining in the fourth quarter to extend LSU's lead to 9 ... Started his first career game in the season opener against Georgia Southern and was LSU's leading rusher with 45 yards and one touchdown on nine carries ... Also finished with a career high four receptions for 31 yards.

CLYDE EDWARDS-HELAIRE'S CAREER RUSHING HIGHS

Rushing attempts: 20 vs. Louisiana Tech, 2018
 Rushing yards: 145 vs. Georgia, 2018
 Rushing TDs: 2, 2x (Last: vs. Northwestern State, 2019)
 Long rush: 47 vs. Georgia, 2018

CLYDE EDWARDS-HELAIRE'S CAREER RECEIVING HIGHS

Receptions: 4, 2x (Last: at Texas, 2019)
 Receiving yards: 38 vs. Alabama, 2018
 Receiving TDs: 0
 Long reception: 30 vs. Alabama, 2018

CLYDE EDWARDS-HELAIRE'S CAREER KICK RETURN HIGHS

Kick returns: 3, 3x (Last: vs. Northwestern State, 2019)
 Kick return yards: 110 vs. UCF, 2019 Fiesta Bowl
 Long kick return: 77 vs. UCF, 2019 Fiesta Bowl

CLYDE EDWARDS-HELAIRE'S CAREER RUSHING STATISTICS

| YEAR | G-GS | No. | Yards | TD | Long |
|--------------|-------------|------------|--------------|-----------|-----------|
| 2017 | 13-0 | 9 | 31 | 0 | 10 |
| 2018 | 13-0 | 146 | 658 | 7 | 47 |
| 2019 | 5-5 | 65 | 360 | 5 | 46 |
| TOTAL | 31-5 | 220 | 1,049 | 12 | 47 |

CLYDE EDWARDS-HELAIRE'S CAREER RECEIVING STATISTICS

| YEAR | Rec. | Yards | TD | Long |
|--------------|-----------|------------|----------|-----------|
| 2017 | 3 | 46 | 0 | 27 |
| 2018 | 11 | 96 | 0 | 30 |
| 2019 | 10 | 59 | 0 | 15 |
| TOTAL | 24 | 201 | 0 | 30 |

CLYDE EDWARDS-HELAIRE'S CAREER KICKOFF RETURNS STATISTICS

| YEAR | No. | Yards | TD | Long |
|--------------|-----------|------------|----------|-----------|
| 2017 | 13 | 247 | 0 | 26 |
| 2018 | 17 | 416 | 0 | 77 |
| 2019 | 5 | 136 | 0 | 38 |
| TOTAL | 35 | 799 | 0 | 77 |



4 JOHN EMERY JR.

Running Back
6-0 • 203 • Fr. • HS
St. Rose, La.
Destrehan High School

FRESHMAN SEASON (2019)

Rushed for 45 yards on eight attempts and caught four passes for 34 yards against Utah State ... Totaled a career high 51 yards on nine rushes and a touchdown in his first SEC game at Vanderbilt ... Scored his first career touchdown against Northwestern State ... Made his first career appearance in the season opener against Georgia Southern and totaled 20 yards on six carries and made one reception for 17 yards.

JOHN EMERY JR.'S CAREER RUSHING HIGHS

Rushing attempts: 9 at Vanderbilt, 2019
 Rushing yards: 51 at Vanderbilt, 2019
 Rushing TDs: 1, 2x (Last: at Vanderbilt, 2019)
 Long rush: 21 at Vanderbilt, 2019

JOHN EMERY JR.'S CAREER RECEIVING HIGHS

Receptions: 4 vs. Utah State, 2019
 Receiving yards: 34 vs. Utah State, 2019
 Receiving TDs: 0
 Long reception: 17 vs. Georgia Southern, 2019

JOHN EMERY JR.'S CAREER RUSHING STATISTICS

| YEAR | G-GS | No. | Yards | TD | Long |
|--------------|------------|-----------|------------|----------|-----------|
| 2019 | 4-0 | 26 | 114 | 2 | 21 |
| TOTAL | 4-0 | 26 | 114 | 2 | 21 |

JOHN EMERY JR.'S CAREER RECEIVING STATISTICS

| YEAR | Rec. | Yards | TD | Long |
|--------------|----------|-----------|----------|-----------|
| 2019 | 5 | 51 | 0 | 17 |
| TOTAL | 5 | 51 | 0 | 17 |



92 NEIL FARRELL JR.

Defensive End
6-5 • 295 • Jr. • 2L
Mobile, Ala.
Murphy High School

JUNIOR SEASON (2019)

In his second career start, sacked Utah State quarterback and ended the day with three tackles ... Finished with four tackles, 1.0 tackle for loss and three quarterback hurries at Vanderbilt ... Made his first career start against Northwestern State and finished as LSU's top lineman in tackles with six ... Finished as the top defensive lineman and third on the team in tackles with a career high of eight in the season opener against Georgia Southern.

NEIL FARRELL JR.'S CAREER HIGHS

Tackles: 8 vs. Georgia Southern, 2019
 Tackles for Loss: 1.5, 3x (Last: vs. Utah State, 2019)
 Sacks: 1.5 vs. Southeastern Louisiana, 2018

NEIL FARRELL JR.'S CAREER STATISTICS

| YEAR | G-GS | UT | AT | TT | TFL | SACKS | PD | QBH | INT | FF | FR |
|--------------|-------------|-----------|-----------|-----------|---------------|---------------|----------|----------|----------|----------|----------|
| 2017 | 5-0 | 1 | 4 | 5 | 0.0-0 | 0.0-0 | 0 | 1 | 0 | 0 | 0 |
| 2018 | 10-0 | 10 | 13 | 23 | 4.0-22 | 1.5-14 | 1 | 2 | 0 | 0 | 0 |
| 2019 | 5-2 | 5 | 17 | 22 | 4.0-11 | 2.0-9 | 1 | 4 | 0 | 0 | 0 |
| Total | 20-2 | 16 | 34 | 50 | 8.0-33 | 3.5-23 | 2 | 7 | 0 | 0 | 0 |



91 BREDIDEN FEHOKO

Defensive Line
6-4 • 291 • Sr. • 1L
Honolulu, Hawaii
Farrington High School/Texas Tech

SENIOR SEASON (2019)

Has played in 123 career games with 11 starts for LSU ... Fourth on the team in tackles with three and also credited for a tackle for loss against Utah State ... Started at Vanderbilt and finished with four tackles and 2.5 tackles for loss ... Made his first start of 2019 against Northwestern State and earned a pair of tackles.

BREDIDEN FEHOKO'S CAREER HIGHS

Tackles: 6 vs. Southeastern Louisiana, 2018
 Tackles for Loss: 2.5 vs. Southeastern Louisiana, 2018
 Sacks: 1.0 vs. Southeastern Louisiana, 2018

BREDIDEN FEHOKO'S CAREER STATISTICS

| YEAR | G-GS | UT | AT | TT | TFL | Sacks | PD | QBH | INT | FF | FR |
|---------------|--------------|----------|-----------|-----------|---------------|---------------|----------|----------|----------|----------|------------|
| 2018 | 8-8 | 2 | 14 | 16 | 3.0-25 | 1.5-15 | 1 | 2 | 0 | 0 | 0-0 |
| 2019 | 5-3 | 5 | 4 | 9 | 4.0-13 | 0.5-5 | 0 | 1 | 0 | 0 | 0-0 |
| Totals | 13-11 | 7 | 18 | 25 | 7.0-38 | 2.0-20 | 1 | 3 | 0 | 0 | 0-0 |



48 BLAKE FERGUSON

Long Snapper
6-4 • 235 • Sr. • 3L
Smyrna, Ga.
Buford High School

- 2019 Campbell Award Semifinalist
- 2018 First Team All-America (Phil Steele Magazine)
- 2018 Permanent LSU Team Captain
- 2018 SEC Community Service Team
- 2018 SEC Football Leadership Council Chair
- 2018 LSU Graduate (B.A. Marketing)
- 2018 SEC Academic Honor Roll
- 2017 SEC Academic Honor Roll
- 2016 SEC Academic Honor Roll
- 2015 SEC First-Year Academic Honor Roll

SENIOR SEASON (2019)

On a streak of 43-straight games as LSU's long snapper.



1 KRISTIAN FULTON

Cornerback
6-0 • 192 • Sr. • 2L
New Orleans, La.
Archbishop Rummel High School

SENIOR SEASON (2019)

LSU's starting cornerback... Finished with three tackles against Utah State ... Third on the team with tackles and also credited for a PBU at Vanderbilt ... Totaled a pair of pass breakups at Texas.

KRISTIAN FULTON'S CAREER HIGHS

Tackles: 5, 2x (Last: at Vanderbilt, 2019)
 Tackles for Loss: 1.0 vs. Arkansas, 2018
 Sacks: 0
 Interceptions: 1 vs. Georgia, 2018
 Pass Breakups: 2, 4x (Last: at Texas, 2019)

KRISTIAN FULTON'S CAREER STATS

| YEAR | G-GS | UT | AT | TT | TFL | Sacks | PD | QBH | INT | FF | FR |
|---------------|--------------|-----------|----------|-----------|--------------|------------|-----------|----------|------------|----------|----------|
| 2016 | 3-0 | 1 | 1 | 2 | 0-0 | 0-0 | 0 | 0 | 0 | 0 | 0 |
| 2017 | 0-0 | 0 | 0 | 0 | 0-0 | 0-0 | 0 | 0 | 0 | 0 | 0 |
| 2018 | 10-10 | 20 | 5 | 25 | 1.0-7 | 0-0 | 10 | 0 | 1-0 | 1 | 0 |
| 2019 | 5-5 | 11 | 2 | 13 | 0-0 | 0-0 | 5 | 0 | 0-0 | 0 | 0 |
| Totals | 18-15 | 32 | 8 | 40 | 1.0-7 | 0-0 | 15 | 0 | 1-0 | 1 | 0 |



4 TODD HARRIS JR.

Safety
5-11 • 186 • Jr. • 2L
Maringouin, La.
Plaquemine High School

JUNIOR SEASON (2019)

Out for the season after suffering an injury against Northwestern State ... Was LSU's starting safety opposite of Grant Delpit ... Earned a tackle for loss at Texas ... Made his second career start in the season opener against Georgia Southern.

TODD HARRIS' CAREER HIGHS

Tackles: 12 vs. Alabama, 2018
 Tackles for Loss: 1.5 at Texas, 2019
 Sacks: 0
 Interceptions: 1 vs. Alabama, 2018
 Pass Breakups: 2 vs. UCF, 2019 Fiesta Bowl

TODD HARRIS JR.'S CAREER STATISTICS

| YEAR | G-GS | UT | AT | TT | TFL | Sacks | PBU | QBH | INT | FF | FR |
|--------------|-------------|-----------|-----------|-----------|--------------|------------|----------|----------|------------|----------|------------|
| 2017 | 13-0 | 0 | 4 | 4 | 0-0 | 0-0 | 0 | 0 | 0 | 0 | 0-0 |
| 2018 | 11-1 | 19 | 12 | 31 | 0-0 | 0-0 | 3 | 0 | 1-0 | 0 | 0-0 |
| 2019 | 3-1 | 3 | 0 | 3 | 1.0-4 | 0 | 0 | 0 | 0 | 0 | 0-0 |
| Total | 27-2 | 22 | 16 | 38 | 1.0-4 | 0-0 | 3 | 0 | 1-0 | 0 | 0-0 |



62 SIAKI IKA

Nose Tackle
6-4 • 347 • Fr. • HS
Salt Lake City, Utah
East High School

FRESHMAN SEASON (2019)

Has played at nose tackle in games against Utah State, Northwestern State and Georgia Southern ... Credited for a pair of tackles against Utah State ... Finished the game against Northwestern State with two tackles and tackle for loss ... Made his first career appearance in the season opener against Georgia Southern and recorded one tackle. .

SIAKI IKA'S CAREER HIGHS

Tackles: 2, 2x (Last: vs. Utah State, 2019)
 Tackles for Loss: 1.0 vs. Northwestern State, 2019
 Sacks: 0

SIAKI IKA'S CAREER STATISTICS

| YEAR | G-GS | UT | AT | TT | TFL | Sacks | PBU | QBH | INT | FF | FR |
|--------------|------------|----------|----------|----------|--------------|------------|----------|----------|----------|----------|----------|
| 2019 | 3-3 | 3 | 2 | 5 | 1.0-2 | 0-0 | 0 | 0 | 0 | 0 | 0 |
| Total | 3-0 | 3 | 2 | 5 | 1.0-2 | 0-0 | 0 | 0 | 0 | 0 | 0 |



70 ED INGRAM

Offensive Guard
6-4 • 295 • So. • 1L
Desoto, Texas
Desoto High School

SOPHOMORE SEASON (2019)

Returned to the field against Utah State and played 45 snaps for the Tigers at left guard.



2 JUSTIN JEFFERSON

Wide Receiver
6-2 • 185 • Jr. • 2L
St. Rose, La.
Destrehan High School

JUNIOR SEASON (2019)

Owens five career 100-yard receiving game, including three in 2019 ... Leads the team in receptions with 30, yards with 547 and touchdowns with seven ... Scored on consecutive drives with touchdowns of four and 39 yards out against Utah State ... LSU's leading receiver with 155 yards on nine receptions ... Tied the game at Vanderbilt with a 4-yd TD pass from Joe Burrow ... Topped 100 yards with 125 yards on five receptions against Northwestern State ... LSU's leading receiver at Texas with a career high 163 yards on nine receptions and three touchdowns ... Scored the game-clinching touchdown on third-and-sixteen with a 61-yard touchdown with 2:27 left in the game ... A part of the first trio in school history, along with Ja'Marr Chase and Terrace Marshall, to finish with 100 receiving yards in a game ... LSU's leading receiver in the season opener against Georgia Southern with 87 yards on five receptions and a touchdown.

JUSTIN JEFFERSON'S CAREER HIGHS

Receptions: 9, 2x (Last: vs. Utah State, 2019)
 Receiving Yards: 163 at Texas, 2019
 Receiving TDs: 3 at Texas, 2019
 Longest Reception: 65 vs. Ole Miss
 Rush attempts: 1, 6x (Last: vs. UCF, 2019 Fiesta Bowl)
 Rushing yards: 19 vs. Ole Miss, 2018
 Rushing TDs: None
 Longest Rush: 19 vs. Ole Miss, 2018

JUSTIN JEFFERSON'S CAREER RECEIVING STATISTICS

| YEAR | G-GS | REC. | YDS. | TD | LONG |
|--------------|--------------|-----------|--------------|-----------|----------------|
| 2017 | 7-0 | 0 | 0 | 0 | 0 |
| 2018 | 13-12 | 54 | 875 | 6 | 65 (TD) |
| 2019 | 5-5 | 30 | 547 | 7 | 61 (TD) |
| TOTAL | 25-17 | 84 | 1,422 | 13 | 65 (TD) |

JUSTIN JEFFERSON'S CAREER RUSHING STATISTICS

| YEAR | ATT. | YARDS | TD | LONG |
|--------------|----------|-----------|----------|-----------|
| 2017 | 1 | 4 | 0 | 4 |
| 2018 | 5 | 26 | 0 | 19 |
| 2019 | 0 | 0 | 0 | 0 |
| TOTAL | 6 | 30 | 0 | 19 |



90 RASHARD LAWRENCE

Defensive End
6-3 • 317 • Sr. • 3L
Monroe, La.
Neville High School

SENIOR SEASON

LSU's starting end against Georgia Southern and Texas ... Missed games against Northwestern State, at Vanderbilt and against Utah State with an injury ... Forced his first career fumble and recorded a sack in the season opener against Georgia Southern.

RASHARD LAWRENCE'S CAREER HIGHS

Tackles: 8 vs. Mississippi State, 2018
 Tackles for Loss: 4.0 vs. UCF, 2019 Fiesta Bowl
 Sacks: 2.0 vs. UCF, 2019 Fiesta Bowl
 Force Fumble: 1 vs. Georgia Southern, 2019

RASHARD LAWRENCE'S CAREER STATISTICS

| YEAR | G-GS | UT | AT | TT | TFL | Sacks | PD | QBH | INT | FF | FR |
|---------------|--------------|-----------|-----------|-----------|----------------|---------------|----------|----------|----------|----------|------------|
| 2016 | 9-0 | 2 | 4 | 6 | 1.0-5 | 1.0-5 | 0 | 0 | 0 | 0 | 0-0 |
| 2017 | 10-10 | 11 | 21 | 32 | 3.5-20 | 1.5-12 | 1 | 3 | 0 | 0 | 0-0 |
| 2018 | 13-13 | 23 | 31 | 54 | 10.5-48 | 4.0-24 | 3 | 2 | 0 | 0 | 0-0 |
| 2019 | 2-2 | 2 | 0 | 2 | 1.0-12 | 1.0-12 | 1 | 0 | 0 | 1 | 0-0 |
| Totals | 34-25 | 38 | 56 | 94 | 16.0-85 | 7.5-53 | 4 | 5 | 0 | 1 | 0-0 |



68 DAMIEN LEWIS

Guard
6-3 • 322 • Sr. • 1L
Canton, Miss.
Canton High School/Northwest Mississippi Community College

SENIOR SEASON (2019)

Has started at right guard in every game of his career ... Owns 327 snaps in 2019 for second on the team... Leads the team in knockdowns with 17 in five games ... The second best overall grade against Utah State and totaled a team-high two finishes against Utah State ... Matched the season opener with five knockdowns against Texas ... Graded out as the highest rated lineman with five finishes on 56 snaps in the season opener against Georgia Southern.



97 GLEN LOGAN

Defensive End
6-4 • 297 • Jr. • 2L
Kenner, La.
Destrehan High School

SENIOR SEASON (2019)

Missed the games against Northwestern State and Vanderbilt with an injury ... Had three tackles and sack at Texas ... Finished with three tackles in the season opener against Georgia Southern.

GLEN LOGAN'S CAREER HIGHS

Tackles: 7 vs. Florida, 2018
 Tackles for Loss: 1, 2x (Last: at Texas, 2019)
 Sacks: 1, 5x (Last: at Texas, 2019)
 Quarterback Hurries: 2, 2x (Last: vs. Texas A&M, 2018)

GLEN LOGAN'S CAREER STATISTICS

| YEAR | G-GS | UT | AT | TT | TFL | SACKS | PD | QBH | INT | FF | FR |
|--------------|--------------|-----------|-----------|-----------|---------------|---------------|----------|----------|----------|----------|------------|
| 2017 | 12-2 | 0 | 17 | 17 | 1.0-2 | 0.5-2 | 0 | 1 | 0 | 0 | 0-0 |
| 2018 | 13-10 | 10 | 36 | 46 | 4.5-30 | 4.0-29 | 1 | 5 | 0 | 0 | 0-0 |
| 2019 | 2-2 | 1 | 5 | 6 | 1.5-2 | 1-1 | 0 | 0 | 0 | 0 | 0-0 |
| Total | 27-14 | 11 | 58 | 69 | 7.0-34 | 5.5-32 | 1 | 6 | 0 | 0 | 0-0 |



73 ADRIAN MAGEE

Offensive Line
6-4 • 335 • Sr. • 3L
Franklinton, La.
Franklinton High School

SENIOR SEASON (2019)

Owns 10 career starts, including five at left guard in 2019 ... Totaled 52 snaps against Utah State and graded out at 84 percent overall and did not allow a sack ... Played 43 snaps at Northwestern State and led the team in knockdowns with seven ... The Tigers' left guard for all 71 snaps at Texas and earned a finish ... Played 51 total snaps and earn the third-highest grade, highlighted by a pair of finishes.



6 TERRACE MARSHALL JR.

Wide Receiver
6-4 • 209 • So. • 1L
Bossier City, La.
Parkway High School

SOPHOMORE SEASON (2019)

Suffered an injury against Vanderbilt and missed the Utah State game ... Finished with four receptions for 75 yards before leaving with the injury at Vandy ... Connected with quarterback Joe Burrow for two touchdowns and finished with a total of 75 yards on six receptions against Northwestern State ... Provided crucial catches for LSU in the win over Texas ... Of his career high six receptions for 123 yards against the Longhorns, five went for first downs with the other going for a touchdown ... A part of the first trio in school history, along with Justin Jefferson and Ja'Marr Chase, to finish with 100 or more receiving yards in a game ... Recorded his first career score on an 8-yd pass from Joe Burrow in the second quarter against Georgia Southern ... Went on to score on LSU's next two drives on passes from Burrow ... Became the first LSU receiver since Travin Dural against Sam Houston State in 2014 to have three touchdowns in a game.

TERRACE MARSHALL'S CAREER HIGHS

Receptions: 6, 2x (Last: vs. Northwestern State, 2019)
 Receiving Yards: 123 at Texas, 2019
 Receiving TDs: 3 vs. Georgia Southern, 2019
 Longest Reception: 52 vs. Ole Miss, 2018

TERRACE MARSHALL'S CAREER RECEIVING STATISTICS

| YEAR | G-GS | REC. | YDS. | TD | LONG |
|--------------|-------------|-----------|------------|----------|-----------|
| 2018 | 13-1 | 12 | 192 | 0 | 52 |
| 2019 | 4-4 | 20 | 304 | 6 | 38 |
| TOTAL | 17-5 | 32 | 496 | 6 | 52 |



81 THADDEUS MOSS

Tight End
6-3 • 225 • Jr. • RS
Charlotte, N.C.
Mallard Creek High School/North Carolina State

JUNIOR SEASON (2019)

LSU's starting tight end against Georgia Southern, at Texas, at Vanderbilt and versus Utah State ... Made his first career touchdown reception against Utah State on an eight-yard pass from Joe Burrow ... Had one reception for 15 yards and a first down at Texas ... Made his debut for LSU and earned his first career start, totaling two receptions for 61 yards.

THADDEUS MOSS' CAREER RECEIVING STATISTICS

| YEAR | G-GS | REC. | YDS. | TD | LONG |
|--------------|------------|----------|------------|----------|-----------|
| 2019 | 4-4 | 8 | 115 | 1 | 44 |
| TOTAL | 4-4 | 8 | 115 | 1 | 44 |



6 JACOB PHILLIPS

Linebacker

6-4 • 229 • Jr. • 2L

Nashville, Tenn.

East Nashville High School

• 2018 SEC Defensive Player of the Week (vs. Miami)

JUNIOR SEASON (2019)

LSU's leading tackler in 2019 with 40 ... Second on the team in tackles against Utah State with five ... Hit double-digit tackles for the second time in 2019 with 10 and finished with three tackles for loss at Vanderbilt ... Totaled eight tackles against Northwestern State ... Third on the team at Texas in tackles with seven ... Opened the 2019 season against Georgia Southern as LSU's leading tackler with 10.

JACOB PHILLIPS' CAREER HIGHS

Tackles: 13 vs. Louisiana Tech, 2018

Tackles for Loss: 3.0 at Vanderbilt, 2019

Sacks: 1.0 vs. Rice, 2018

Interceptions: 1 vs. Miami, 2018

JACOB PHILLIPS' CAREER STATISTICS

| YEAR | G-GS | UT | AT | TT | TFL | SACKS | PD | QBH | INT | FF | FR |
|--------------|--------------|-----------|-----------|------------|---------------|--------------|----------|----------|-------------|----------|------------|
| 2017 | 12-0 | 8 | 10 | 18 | 0.5-1 | 0.0-0 | 1 | 1 | 0 | 0 | 0-0 |
| 2018 | 12-11 | 32 | 55 | 87 | 5.5-13 | 1.0-6 | 4 | 5 | 1-45 | 0 | 0-0 |
| 2019 | 5-5 | 20 | 20 | 40 | 3.0-4 | 0-0 | 1 | 1 | 0-0 | 1 | 0-0 |
| Total | 29-16 | 60 | 85 | 145 | 9.0-18 | 1.0-6 | 6 | 7 | 1-45 | 1 | 0-0 |



8 PATRICK QUEEN

Linebacker

6-2 • 232 • Jr. • 2L

Ventress, La.

Livonia High School

JUNIOR SEASON (2019)

LSU's leading tackler in the start against Utah State and totaled a career high three tackles for loss ... Made his first start of 2019 at Vanderbilt ... Finished with four tackles at Northwestern State ... Fourth on the team in tackles with six at Texas ... Totaled a pair of tackles and recovered a fumble for 10 yards in the season opener against Georgia Southern.

PATRICK QUEEN'S CAREER HIGHS

Tackles: 9 vs. Alabama, 2018

Tackles for Loss: 3.0 vs. Utah State, 2019

Sacks: 1.0 vs. UFC, 2019 Fiesta Bowl

Fumble Recoveries: 1 vs. Georgia Southern, 2019

PATRICK QUEEN'S CAREER STATISTICS

| YEAR | G-GS | UT | AT | TT | TFL | SACKS | PD | QBH | INT | FF | FR |
|--------------|-------------|-----------|-----------|-----------|---------------|---------------|----------|----------|----------|----------|-------------|
| 2017 | 13-0 | 2 | 4 | 6 | 0.5-1 | 0.0-0 | 0 | 0 | 0 | 0 | 0-0 |
| 2018 | 13-4 | 20 | 20 | 40 | 5.0-37 | 1.0-22 | 1 | 5 | 0 | 0 | 0-0 |
| 2019 | 4-1 | 1 | 13 | 14 | 0.5-1 | 0-0 | 0 | 0 | 0 | 0 | 1-10 |
| Total | 30-5 | 23 | 37 | 60 | 6.0-39 | 1.0-22 | 1 | 5 | 0 | 0 | 1-10 |



51 DARE ROSENTHAL

Offensive Tackle

6-8 • 333 • Fr. • RS

Ferriday, La.

Ferriday High School

REDSHIRT FRESHMAN SEASON (2019)

The Tigers' backup left tackle ... Played all 92 snaps against Vanderbilt ... Played 12 snaps at Vanderbilt ... Made his first career start at left tackle against Northwestern State ... Saw the first action of his career and totaled 30 snaps at left tackle in the season opener against Georgia Southern.



72 TYLER SHELVIN

Nose Tackle

6-3 • 362 • So. • 1L

Lafayette, La.

Notre Dame High School

SOPHOMORE SEASON (2019)

LSU's starting nose tackle in four games in 2019 ... Credited for four tackles and two PBU's at Vanderbilt ... Finished with three tackles against Northwestern State ... Made his first career start against Georgia Southern and finished with a career-high six tackles and a tackle for loss.

TYLER SHELVIN'S CAREER HIGHS

Tackles: 6 vs. Georgia Southern, 2019

Tackles for loss: 1.0, 2x (Last: vs. Georgia Southern, 2019)

Sacks: 1.0 vs. Rice, 2018

TYLER SHELVIN'S CAREER STATISTICS

| YEAR | G-GS | UT | AT | TT | TFL | SACKS | PD | QBH | INT | FF | FR |
|--------------|-------------|----------|-----------|-----------|--------------|--------------|----------|----------|----------|----------|----------|
| 2018 | 6-0 | 2 | 7 | 9 | 1.5-7 | 1.5-7 | 0 | 0 | 0 | 0 | 0 |
| 2019 | 5-4 | 6 | 10 | 16 | 1.0-2 | 0.0-0 | 2 | 0 | 0 | 0 | 0 |
| Total | 11-4 | 8 | 17 | 25 | 2.5-9 | 1.5-7 | 2 | 0 | 0 | 0 | 0 |



3 JACOBY STEVENS

Safety

6-2 • 225 • Jr. • 2L

Murfreesboro, Tenn.

Oakland High School

JUNIOR SEASON (2019)

Started at linebacker in three games before moving to safety against Vanderbilt and Utah State ... Returned home to Tennessee and finished with five tackles intercepted his second career pass ... Finished with a pair of tackles against Northwestern State ... Sacked Texas quarterback Sam Ehlinger and ended the night second in tackles with eight ... Finished with seven tackles against Georgia Southern.

JACOBY STEVENS' CAREER HIGHS

Tackles: 14 vs. Texas A&M, 2018

Tackles for Loss: 1.0 2x (Last: at Texas, 2019)

Sacks: 1.0, 2x (Last: at Texas, 2019)

Interceptions: 1, 2x (Last: at Vanderbilt, 2019)

Pass Breakups: 2 vs. Arkansas, 2018

Fumble Returns: 64 vs. Southeastern Louisiana, 2018

JACOBY STEVENS' CAREER STATISTICS

| YEAR | G-GS | UT | AT | TT | TFL | SACKS | PD | QBH | INT | FF | FR |
|--------------|--------------|-----------|-----------|-----------|---------------|---------------|----------|----------|------------|----------|-------------|
| 2017 | 6-1 | 0 | 0 | 0 | 0-0 | 0-0 | 0 | 0 | 0-0 | 0 | 0-0 |
| 2018 | 11-4 | 19 | 16 | 35 | 6.5-28 | 1.5-12 | 6 | 4 | 1-1 | 0 | 1-64 |
| 2019 | 5-5 | 12 | 11 | 23 | 1.5-3 | 1.0-1 | 3 | 0 | 1-0 | 0 | 0-0 |
| Total | 22-10 | 31 | 27 | 58 | 8.0-31 | 2.5-13 | 9 | 4 | 2-1 | 0 | 1-64 |



24 DEREK STINGLEY JR.

Cornerback

6-1 • 195 • Fr. • HS

Baton Rouge, La.

The Dunham School

FRESHMAN SEASON (2019)

LSU's starting cornerback and punt returner ... Intercepted his second pass against Utah State and totaled two tackles and a PBU against Utah State ... Had his first career interception and finished with a career high three PBUs at Vanderbilt ... Totaled a pair of PBUs against Northwestern State and returned three punts for 54 yards, including a long of 26 ... Locked down his side of the field against Texas with a pair of pass breakups ... Became the first true freshman in the last 34 seasons to start on the LSU defense ... Returned four punts for 52 yards, including a long of 32 on his first return in the season opener against Georgia Southern.

DEREK STINGLEY JR.'S CAREER HIGHS

Tackles: 5 at Vanderbilt, 2019

Tackles for Loss: 0

Sacks: 0

Interceptions: 1, 2x (Last: vs. Utah State, 2019)

Pass Breakups: 3 at Vanderbilt, 2019

Punt Returns: 4 vs. Georgia Southern, 2019

Punt Return Yards: 54 vs. Northwestern State, 2019


Long Punt Return: 32 vs. Georgia Southern, 2019

DEREK STINGLEY JR.'S CAREER DEFENSIVE STATISTICS

| YEAR | G-GS | UT | AT | TT | TFL | SACKS | PD | QBH | INT | FF | FR |
|--------------|------------|-----------|----------|-----------|------------|------------|-----------|----------|------------|----------|----------|
| 2019 | 5-5 | 11 | 1 | 12 | 0-0 | 0-0 | 10 | 0 | 2-0 | 0 | 0 |
| Total | 5-5 | 11 | 1 | 12 | 0-0 | 0-0 | 10 | 0 | 2-0 | 0 | 0 |

DEREK STINGLEY JR.'S CAREER PUNT RETURN STATISTICS

| YEAR | No. | Yards | TD | Long |
|--------------|-----------|------------|----------|-----------|
| 2019 | 10 | 118 | 0 | 32 |
| TOTAL | 10 | 118 | 0 | 32 |



38 ZACH VON ROSENBERG

Punter

6-5 • 245 • Jr. • 2L

Zachary, La.

Zachary High School

- 2018 Second Team All-SEC (AP)
- 2018 SEC Academic Honor Roll
- 2018 Ray Guy Award Ray's 8 (vs. Mississippi State)
- 2017 SEC Academic Honor Roll
- 2017 Freshman All-SEC
- 2017 SEC Special Teams Player of the Week (vs. Tennessee)

JUNIOR SEASON (2019)

Has punted just 13 times in 2019 for an average of 45.3 ... Eight of his 13 punts have been placed inside the 20 with just one touch backs ... Boomed a pair of punts, including a long of 55 against Utah State ... Punted five times for 211 yards, including a long of 56 at Vanderbilt ... Punted just once against Northwestern State for 36 yards and pinned it inside Northwestern State's 20 ... Totaled a pair of punts for 96 yards, including one inside Texas' 20 ... Boomed his three punts for 50-plus yards, pinning all three inside the 20 in the season opener against Georgia Southern.

ZACH VON ROSENBERG'S CAREER HIGHS

Punts: 7, 2x (Last: vs. Mississippi State, 2018)

Punting yards: 306 vs. Mississippi State, 2018

Punting Average: 52.8 vs. Auburn, 2018 (4 punts)


Longest punt: 65 vs. Louisiana Tech, 2018

Punts Downed Inside 20: 4 vs. Southeastern Louisiana, 2018

Punts of 50+ Yards: 3 vs. Georgia Southern, 2019

ZACH VON ROSENBERG'S CAREER PUNTING STATISTICS

| YEAR | G | NO. | YARDS | AVG | LONG | TB | FC | I20 | 50+ |
|--------------|-----------|-----------|--------------|-------------|-----------|----------|-----------|-----------|-----------|
| 2017 | 11 | 36 | 1548 | 43.0 | 60 | 1 | 16 | 11 | 4 |
| 2018 | 13 | 51 | 2330 | 45.7 | 65 | 1 | 24 | 18 | 12 |
| 2019 | 4 | 11 | 498 | 45.3 | 56 | 0 | 4 | 7 | 6 |
| Total | 28 | 99 | 4,376 | 44.7 | 65 | 2 | 44 | 36 | 22 |



36 CADE YORK

Kicker

6-2 • 189 • Fr. • HS

McKinney, Texas

Prosper High School

- 2019 SEC Special Teams Player of the Week (at Texas)

FRESHMAN SEASON (2019)

Has scored 55 points in 2019 ... Is 34-35 on PATS and 7-8 on field goals ... Connected on field goal from 25 yards out at Vanderbilt ... Made one field goal and was 8-for-9 against Northwestern State ... Was three-for-three from 36, 33 and 40 as well as a perfect 4-for-4 on PATs at Texas ... Made his debut against Georgia Southern and connected on both field goals from 39 and 48 yards out and 7-of-7 on PATs ... Became the first true freshman in the modern era to make a field goal in a season opener ... Also became the first true freshman to make his first two field goal attempts since David Browndyke made his first seven in 1986.

CADE YORK'S CAREER HIGHS

Points scored: 13, 2x (Last: at Texas, 2019)

Kick PATs: 8 vs. Northwestern State, 2019

Field goals made: 3 at Texas, 2019

Field goal attempts: 3 at Texas, 2019

Longest field goal: 48 vs. Georgia Southern, 2019

CADE YORK'S CAREER STATISTICS

FIELD GOALS

| YEAR | G | FGM-FGA | <20 | 20-29 | 30-39 | 40-49 | 50+ | LONG | PAT | POINTS |
|---------------|----------|------------|------------|------------|------------|------------|------------|-----------|--------------|-----------|
| 2019 | 5 | 7-8 | 0-0 | 2-2 | 3-3 | 2-2 | 0-1 | 48 | 34-35 | 55 |
| Totals | 5 | 7-8 | 0-0 | 2-2 | 3-3 | 2-2 | 0-1 | 48 | 34-35 | 55 |

Game 1

| | | |
|------------------|----|------------------|
| Georgia Southern | 3 | August 31, 2019 |
| #6 LSU | 55 | Tiger Stadium |
| | | Baton Rouge, La. |
| | | 97,420 |

| | | | | | | | |
|-----------------------|------|------|------|-----|-----|------|------------|
| LSU | | | | | | | |
| RUSHING | Att. | Gain | Lost | Net | TD | Long | |
| Clyde Edwards-Helaire | 9 | 45 | 0 | 45 | 1 | 13 | |
| Chris Curry | 2 | 23 | 0 | 23 | 0 | 20 | |
| John Emery Jr. | 6 | 20 | 0 | 20 | 0 | 7 | |
| Lanard Fournette | 6 | 20 | 1 | 19 | 1 | 10 | |
| Tyrion Davis-Price | 5 | 13 | 2 | 11 | 0 | 8 | |
| Myles Brennan | 3 | 5 | 2 | 3 | 0 | 4 | |
| Joe Burrow | 1 | 2 | 0 | 2 | 0 | 2 | |
| Team | 1 | 0 | 1 | -1 | 0 | 0 | |
| PASSING | Att. | Comp | | Int | Yds | TD | Long Sacks |
| Joe Burrow | 23 | 27 | | 0 | 278 | 5 | 44 0 |
| Myles Brennan | 7 | 12 | | 0 | 72 | 0 | 32 0 |

| | | | | | | |
|-----------------------|-----|------|----|------|--|--|
| RECEIVING | No. | Yds. | TD | Long | | |
| Justin Jefferson | 5 | 87 | 1 | 44 | | |
| Terrace Marshall Jr. | 4 | 31 | 3 | 11 | | |
| Clyde Edwards-Helaire | 4 | 31 | 0 | 15 | | |
| Lanard Fournette | 3 | 16 | 0 | 10 | | |
| Thaddeus Moss | 2 | 61 | 0 | 44 | | |
| Tyrion Davis-Price | 2 | 24 | 0 | 15 | | |
| Ja'Marr Chase | 2 | 21 | 1 | 13 | | |
| Chris Curry | 2 | 14 | 0 | 9 | | |
| Derrick Dillon | 1 | 32 | 0 | 32 | | |
| John Emery Jr. | 1 | 17 | 0 | 17 | | |
| TK McLendon | 1 | 12 | 0 | 12 | | |
| Trey Palmer | 1 | 6 | 0 | 6 | | |
| Devonta Lee | 1 | -1 | 0 | 0 | | |
| Jamal Pettigrew | 1 | -1 | 0 | 0 | | |

| | | | | | | |
|--------------------|-----|------|------|------|-----|----|
| PUNTING | No. | Yds. | Avg. | Long | I20 | TB |
| Zach Von Rosenberg | 3 | 155 | 51.7 | 53 | 3 | 0 |

| | | | | | |
|-------------|------|------|------|--------------|--|
| FIELD GOALS | Att. | Made | Long | KICKS | |
| Cade York | 2 | 2 | 48 | Made: 39, 48 | |

| | | | | | | | | | |
|--------------------|-------|------|-----|----------|------|-----|---------------|------|-----|
| | Punts | | | Kickoffs | | | Interceptions | | |
| ALL RETURNS | No. | Yds. | Lg. | No. | Yds. | Lg. | No. | Yds. | Lg. |
| Derek Stingley Jr. | 4 | 52 | 32 | 0 | 0 | 0 | 0 | 0 | 0 |

| | | | | | | |
|------------------|------|------|------|-----|----|------|
| Georgia Southern | | | | | | |
| RUSHING | Att. | Gain | Lost | Net | TD | Long |
| Logan Wright | 13 | 37 | 0 | 37 | 0 | 11 |
| JD King | 11 | 23 | 0 | 23 | 0 | 5 |
| Matt LaRoche | 5 | 17 | 0 | 17 | 0 | 7 |
| Justin Tomlin | 4 | 8 | 4 | 4 | 0 | 5 |
| Shai Werts | 6 | 10 | 17 | -7 | 0 | 10 |

| | | | | | | | |
|---------------|------|------|--|------|------|----|------------|
| PASSING | Att. | Comp | | Int. | Yds. | TD | Long Sacks |
| Justin Tomlin | 3 | 8 | | 0 | 24 | 0 | 12 1 |
| Shai Werts | 1 | 3 | | 0 | 0 | 0 | 0 1 |

| | | | | | | |
|--------------|-----|------|----|------|--|--|
| RECEIVING | No. | Yds. | TD | Long | | |
| Khaleb Hood | 1 | 12 | 0 | 12 | | |
| Cam Brown | 1 | 10 | 0 | 10 | | |
| Malik Murray | 1 | 2 | 0 | 2 | | |
| Matt LaRoche | 1 | 0 | 0 | 0 | | |

| | | | | | | |
|-----------------|-----|------|------|------|-----|----|
| PUNTING | No. | Yds. | Avg. | Long | I20 | TB |
| Anthony Beck II | 9 | 396 | 44.0 | 74 | 2 | 0 |

| | | | | | |
|-------------|------|------|------|----------|--|
| FIELD GOALS | Att. | Made | Long | KICKS | |
| Tyler Bass | 1 | 1 | 47 | Made: 47 | |

| | | | | | | | | | |
|--------------------|-------|------|-----|----------|------|-----|---------------|------|-----|
| | Punts | | | Kickoffs | | | Interceptions | | |
| ALL RETURNS | No. | Yds. | Lg. | No. | Yds. | Lg. | No. | Yds. | Lg. |
| Monquavion Brinson | 0 | 0 | 0 | 1 | 13 | 13 | 0 | 0 | 0 |

No. 6 LSU Dominates Season Opener, 55-3

Joe Burrow tied a school record with five touchdown passes, as the sixth-ranked LSU football team scored on its first five possessions to batter Georgia Southern, 55-3, on Saturday night in Tiger Stadium. LSU (1-0) tied its second-most points in a season opener in the SEC era (since 1933), amassing 473 yards of total offense while holding the Georgia Southern (0-1) to only 98 in its first trip to Baton Rouge. Burrow, LSU's senior quarterback, was 23-of-27 for 278 yards and five touchdowns, tying Zach Mettenberger's school record set in 2013. All five of Burrow's scoring passes came in the first half. Myles Brennan entered in the third quarter and finished 7-of-12 passing for 72 yards. Fourteen different Tigers caught passes in the contest, as Justin Jefferson led the way with 78 yards on five catches including LSU's first touchdown of the night. Sophomore Terrace Marshall Jr. scored on three of his four receptions, TD's of 8, 3 and 11 yards. LSU was balanced offensively, rushing 33 times for 122 net yards. Clyde Edwards-Helaire had team highs of 45 yards on nine carries including a 1-yard touchdown on the Tigers' second drive. Georgia Southern managed only eight first downs and was 1-of-12 on third down against a fast and furious LSU defense coach Ed Orgeron challenged prior to the season to dominate opponents. Rashard Lawrence and K'Lavon Chaisson both forced fumbles recovered by Patrick Queen and Grant Delpit, respectively.

| | | | | | | |
|---------|----|-------|---|----|---|----|
| Scoring | | 1 | 2 | 3 | 4 | F |
| GS | | 0 | 3 | 0 | 0 | 3 |
| LSU | | 21 | 21 | 10 | 3 | 55 |
| LSU | 1Q | 12:36 | Chase 13 yd pass from Burrow (York kick) | | | |
| LSU | 1Q | 8:10 | Edwards-Helaire 1 yd run (York kick) | | | |
| LSU | 1Q | 3:09 | Jefferson 9 yd pass from Burrow (York kick) | | | |
| LSU | 2Q | 13:10 | Marshall 8 yd pass from Burrow (York kick) | | | |
| LSU | 2Q | 9:58 | Marshall 3 yd pass from Burrow (York kick) | | | |
| GS | 2Q | 5:13 | Bass 47 yd field goal | | | |
| LSU | 2Q | 0:58 | Marshall 11 yd pass from Burrow (York kick) | | | |
| LSU | 3Q | 10:48 | York 39 yd field goal | | | |
| LSU | 3Q | 5:47 | Fournette 3 yd run (York kick) | | | |
| LSU | 4Q | 10:58 | York 48 yd field goal | | | |

| | | | |
|--------------------------------|--|---------|---------|
| Team Stats | | GS | LSU |
| FIRST DOWNS | | 8 | 22 |
| FIRST DOWNS | | 8 | 22 |
| Rushing | | 3 | 8 |
| Passing | | 2 | 13 |
| Penalty | | 3 | 1 |
| NET YARDS RUSHING | | 74 | 122 |
| Rushing Attempts | | 39 | 33 |
| Average Per Rush | | 1.9 | 3.7 |
| Rushing Touchdowns | | 0 | 2 |
| Yards Gained Rushing | | 95 | 128 |
| Yards Lost Rushing | | 21 | 6 |
| NET YARDS PASSING | | 24 | 350 |
| Completions-Attempts-Int | | 4-11-0 | 30-39-0 |
| Average Per Attempt | | 2.2 | 9.0 |
| Average Per Completion | | 6.0 | 11.7 |
| Passing Touchdowns | | 0 | 5 |
| TOTAL OFFENSE YARDS | | 98 | 472 |
| Total offense plays | | 50 | 72 |
| Average Gain Per Play | | 2.0 | 6.6 |
| Fumbles: Number-Lost | | 2-2 | 0-0 |
| Penalties: Number-Yards | | 5-20 | 7-70 |
| PUNTS-YARDS | | 9-396 | 3-155 |
| Average Yards Per Punt | | 44.0 | 51.7 |
| Net Yards Per Punt | | 38.2 | 51.7 |
| Inside 20 | | 2 | 3 |
| 50+ Yards | | 2 | 3 |
| Touchbacks | | 0 | 0 |
| Fair catch | | 3 | 1 |
| KICKOFFS-YARDS | | 2-105 | 10-650 |
| Average Yards Per Kickoff | | 52.5 | 65.0 |
| Net Yards Per Kickoff | | 40.0 | 41.2 |
| Touchbacks | | 1 | 9 |
| Fair Catch Yards | | 24 | 0 |
| Punt returns: Number-Yards-TD | | 0-0-0 | 4-52-0 |
| Average Per Return | | 0.0 | 13.0 |
| Kickoff returns: Number-Yds-TD | | 1-13-0 | 0-0-0 |
| Average Per Return | | 13.0 | 0.0 |
| Interceptions: Number-Yds-TD | | 0-0-0 | 0-0-0 |
| Fumble Returns: Number-Yds-TD | | 0-0-0 | 1-10-0 |
| Miscellaneous Yards | | 0 | 0 |
| Possession Time | | 28:32 | 31:28 |
| 1st Quarter | | 6:23 | 8:37 |
| 2nd Quarter | | 9:27 | 5:33 |
| 3rd Quarter | | 6:12 | 8:48 |
| 4th Quarter | | 6:30 | 8:30 |
| Third-Down Conversions | | 1 of 12 | 8 of 14 |
| Fourth-Down Conversions | | 0 of 0 | 1 of 1 |
| Red-Zone Scores-Chances | | 0-0 | 7-7 |
| Touchdowns | | 0-0 | 7-7 |
| Field goals | | 0-0 | 0-7 |
| Sacks By: Number-Yards | | 0-0 | 2-14 |
| PAT Kicks | | 0-0 | 7-7 |
| Field Goals | | 1-1 | 2-2 |
| Points off turnovers | | 0 | 14 |

Game 2

| | | |
|----------|----|--------------------|
| #6 LSU | 45 | September 7, 2019 |
| #9 Texas | 38 | DKR Texas Memorial |
| | | Austin, Texas |
| | | 98,763 |

LSU

| RUSHING | | Att. | Gain | Lost | Net | TD | Long | | | |
|-----------------------|----|-------|------|------------------|----------|------|------|---------------|------|-----|
| Clyde Edwards-Helaire | 15 | 91 | 4 | 87 | 1 | 24 | | | | |
| Lanard Fournette | 3 | 12 | 3 | 9 | 0 | 9 | | | | |
| Joe Burrow | 9 | 33 | 25 | 8 | 0 | 16 | | | | |
| Tyryion Davis-Price | 1 | 0 | 0 | 0 | 0 | 0 | | | | |
| Team | 1 | 0 | 2 | -2 | 0 | 0 | | | | |
| | | | | | | | | | | |
| PASSING | | Att. | Comp | Int | Yds | TD | Long | Sacks | | |
| Joe Burrow | 31 | 39 | | 1 | 471 | 4 | 61* | 4 | | |
| | | | | | | | | | | |
| RECEIVING | | No. | Yds. | TD | Long | | | | | |
| Justin Jefferson | 9 | 163 | 3 | 61* | | | | | | |
| Ja'Marr Chase | 8 | 147 | 0 | 41 | | | | | | |
| Terrace Marshall Jr. | 6 | 123 | 0 | 38 | | | | | | |
| Clyde Edwards-Helaire | 4 | 15 | 0 | 6 | | | | | | |
| Lanard Fournette | 2 | 3 | 0 | 2 | | | | | | |
| Thaddeus Moss | 1 | 15 | 0 | 15 | | | | | | |
| Racey McMath | 1 | 5 | 0 | 5 | | | | | | |
| | | | | | | | | | | |
| PUNTING | | No. | Yds. | Avg. | Long | I20 | TB | | | |
| Zach Von Rosenberg | 2 | 96 | 48.0 | 52 | 1 | 0 | | | | |
| | | | | | | | | | | |
| FIELD GOALS | | Att. | Made | Long | KICKS | | | | | |
| Cade York | 3 | 3 | 40 | Made: 26, 33, 40 | | | | | | |
| | | | | | | | | | | |
| | | Punts | | | Kickoffs | | | Interceptions | | |
| ALL RETURNS | | No. | Yds. | Lg. | No. | Yds. | Lg. | No. | Yds. | Lg. |
| Derek Stingley Jr. | 1 | 11 | 11 | 0 | 0 | 0 | 0 | 0 | 0 | 0 |

| TEXAS | | | | | | | | | | |
|-----------------|--|-------|----------------|------|----------|------|---------------|-----|------|-----|
| RUSHING | | Att. | Gain | Lost | Net | TD | Long | | | |
| Sam Ehlinger | | 19 | 90 | 30 | 60 | 1 | 17 | | | |
| Roschon Johnson | | 7 | 32 | 0 | 32 | 0 | 7 | | | |
| Keaontay Ingram | | 10 | 29 | 0 | 29 | 0 | 7 | | | |
| Devin Duvernay | | 1 | 0 | 0 | 0 | 0 | 0 | | | |
| | | | | | | | | | | |
| PASSING | | Att. | Comp | Int. | Yds. | TD | Long Sacks | | | |
| Sam Ehlinger | | 31 | 47 | 0 | 401 | 4 | 55* 5 | | | |
| Devin Duvernay | | 1 | 1 | 0 | 8 | 0 | 8 0 | | | |
| | | | | | | | | | | |
| RECEIVING | | No. | Yds. | TD | Long | | | | | |
| Devin Duvernay | | 12 | 154 | 2 | 44 | | | | | |
| Brennan Eagles | | 5 | 116 | 1 | 55* | | | | | |
| Keaontay Ingram | | 5 | 32 | 0 | 19 | | | | | |
| Collin Johnson | | 3 | 49 | 0 | 19 | | | | | |
| Roschon Johnson | | 3 | 17 | 0 | 7 | | | | | |
| Jake Smith | | 1 | 20 | 1 | 20* | | | | | |
| Sam Ehlinger | | 1 | 8 | 0 | 8 | | | | | |
| Reese Leitao | | 1 | 7 | 0 | 7 | | | | | |
| Cade Brewer | | 1 | 6 | 0 | 6 | | | | | |
| | | | | | | | | | | |
| PUNTING | | No. | Yds. | Avg. | Long | I20 | TB | | | |
| Anthony Beck II | | 3 | 132 | 44.0 | 55 | 1 | 1 | | | |
| | | | | | | | | | | |
| FIELD GOALS | | Att. | MadeLong KICKS | | | | | | | |
| Tyler Bass | | 1 | 1 | 47 | Made: 47 | | | | | |
| | | | | | | | | | | |
| | | Punts | | | Kickoffs | | Interceptions | | | |
| | | No. | Yds. | Lg. | No. | Yds. | Lg. | No. | Yds. | Lg. |
| Jake Smith | | 1 | 2 | 2 | 0 | 0 | 0 | 0 | 0 | 0 |
| Joseph Ossai | | 0 | 0 | 0 | 0 | 0 | 0 | 1 | 8 | 8 |

Burrow, LSU Make History in Win Over Texas

Quarterback **Joe Burrow** passed for 471 yards, as No. 6 LSU earned its first non-conference road victory over a AP Top-10 team in program history, 45-38, over No. 9 Texas. Burrow finished 31-of-39 passing for 471 yards and four touchdowns. LSU had three receivers record more than 100 yards in a single game for the first time in program history: **Justin Jefferson** had nine catches for 163 yards with three touchdowns; **Ja'Marr Chase** added eight catches for 147 yards; **Terrace Marshall Jr.** had six catches for 123 yards with a touchdown. Burrow's 471 passing yards rank second-most in LSU history behind Rohan Davey's 528 at Alabama in 2001. Running back **Clyde Edwards-Helaire** led the Tigers with 87 yards on 15 carries with a touchdown in the fourth quarter. LSU recorded five sacks and had two goal-line stands in the first quarter in which the Tigers turned Texas over on downs twice inside the 2-yard line.

| | | | | | | |
|---------|----|-------|---|----|----|----|
| Scoring | | 1 | 2 | 3 | 4 | F |
| LSU | | 3 | 17 | 3 | 22 | 45 |
| UT | | 0 | 7 | 14 | 17 | 38 |
| | | | | | | |
| LSU | 1Q | 8:04 | York 36 yd field goal | | | |
| UT | 2Q | 10:29 | Eagles 55 yd pass from Ehlinger (Dicker kick) | | | |
| LSU | 2Q | 7:30 | Jefferson 6 yd pass from Burrow (York kick) | | | |
| LSU | 2Q | 1:41 | Cade York 33 yd field goal, 10-65 2:54 | | | |
| LSU | 2Q | 0:47 | Jefferson 21 yd pass from Burrow (York kick) | | | |
| UT | 3Q | 6:51 | Sam Ehlinger 2 yd run (Dicker kick) | | | |
| LSU | 3Q | 5:10 | Cade York 40 yd field goal | | | |
| UT | 3Q | 2:36 | Smith 20 yd pass from Ehlinger (Dicker kick) | | | |
| LSU | 4Q | 14:52 | Marshall Jr. 26 yd pass from Burrow (York kick) | | | |
| UT | 4Q | 12:09 | Duvernay 44 yd pass from Ehlinger (Dicker kick) | | | |
| LSU | 4Q | 9:58 | Edwards-Helaire 12 yd run (York kick) | | | |
| UT | 4Q | 3:59 | Cameron Dicker 47 yd field goal | | | |
| LSU | 4Q | 2:27 | Jefferson 61 yd pass from Burrow (Ja'Marr Chase pass from Joe Burrow) | | | |
| UT | 4Q | 0:22 | Duvernay 15 yd pass from Ehlinger (Dicker kick) | | | |

| | | |
|--------------------------------|---------|---------|
| Team Stats | LSU | UT |
| FIRST DOWNS | 28 | 30 |
| Rushing | 8 | 6 |
| Passing | 19 | 20 |
| Penalty | 1 | 4 |
| NET YARDS RUSHING | 102 | 121 |
| Rushing Attempts | 29 | 37 |
| Average Per Rush | 3.5 | 3.3 |
| Rushing Touchdowns | 1 | 1 |
| Yards Gained Rushing | 136 | 151 |
| Yards Lost Rushing | 34 | 30 |
| NET YARDS PASSING | 471 | 409 |
| Completions-Attempts-Int | 31-39-1 | 32-48-0 |
| Average Per Attempt | 12.1 | 8.5 |
| Average Per Completion | 15.2 | 12.8 |
| Passing Touchdowns | 4 | 4 |
| TOTAL OFFENSE YARDS | 573 | 530 |
| Total offense plays | 68 | 85 |
| Average Gain Per Play | 8.4 | 6.2 |
| Fumbles: Number-Lost | 0-0 | 1-0 |
| Penalties: Number-Yards | 6-65 | 6-50 |
| PUNTS-YARDS | 2-96 | 3-132 |
| Average Yards Per Punt | 48.0 | 44.0 |
| Net Yards Per Punt | 47.0 | 33.7 |
| Inside 20 | 1 | 1 |
| 50+ Yards | 1 | 1 |
| Touchbacks | 0 | 1 |
| Fair catch | 1 | 0 |
| KICKOFFS-YARDS | 9-585 | 7-359 |
| Average Yards Per Kickoff | 65.0 | 51.3 |
| Net Yards Per Kickoff | 40.0 | 37.0 |
| Touchbacks | 9 | 4 |
| Fair Catch Yards | 0 | 43 |
| Punt returns: Number-Yards-TD | 1-11-0 | 1-2-0 |
| Average Per Return | 11.0 | 2.0 |
| Kickoff returns: Number-Yds-TD | 0-0-0 | 0-0-0 |
| Average Per Return | 0.0 | 0.0 |
| Interceptions: Number-Yds-TD | 0-0-0 | 1-8-0 |
| Fumble Returns: Number-Yds-TD | 0-0-0 | 0-0-0 |
| Miscellaneous Yards | 0 | 0 |
| Possession Time | 26:07 | 33:53 |
| 1st Quarter | 8:16 | 6:44 |
| 2nd Quarter | 8:29 | 6:31 |
| 3rd Quarter | 5:09 | 9:51 |
| 4th Quarter | 4:13 | 10:47 |
| Third-Down Conversions | 6 of 12 | 8 of 15 |
| Fourth-Down Conversions | 0 of 0 | 1 of 3 |
| Red-Zone Scores-Chances | 5-5 | 3-5 |
| Touchdowns | 2-5 | 3-5 |
| Field goals | 3-5 | 0-5 |
| Sacks By: Number-Yards | 5-28 | 4-25 |
| PAT Kicks | 4-4 | 5-5 |
| Field Goals | 3-3 | 1-1 |
| Points off turnovers | 0 | 0 |

Game 3

Northwestern St. 14 September 14, 2019
#4 LSU 65 Tiger Stadium
Baton Rouge, La.
100,334

| LSU | | | | | | | | | |
|-----------------------|-------|------|------|----------|------|------|---------------|------|-----|
| RUSHING | | | | | | | | | |
| | Att. | Gain | Lost | Net | TD | Long | | | |
| Clyde Edwards-Helaire | 13 | 51 | 1 | 50 | 1 | 13 | | | |
| Joe Burrow | 7 | 35 | 5 | 30 | 1 | 9 | | | |
| Tyrion Davis-Price | 7 | 29 | 0 | 29 | 2 | 10 | | | |
| Myles Brennan | 1 | 9 | 0 | 9 | 0 | 9 | | | |
| Lanard Fournette | 3 | 13 | 6 | 7 | 0 | 9 | | | |
| Team | 1 | 0 | 1 | -1 | 0 | 0 | | | |
| John Emery | 3 | 4 | 6 | -2 | 1 | 4 | | | |
| PASSING | | | | | | | | | |
| | Att. | Comp | | Int | Yds | TD | Long | | |
| Joe Burrow | 21 | 24 | | 1 | 373 | 2 | 65 | 1 | |
| Myles Brennan | 8 | 9 | | 0 | 115 | 0 | 35 | 0 | |
| RECEIVING | | | | | | | | | |
| | No. | Yds. | TD | Long | | | | | |
| Terrace Marshall Jr. | 6 | 75 | 2 | 21 | | | | | |
| Justin Jefferson | 5 | 124 | 0 | 48 | | | | | |
| Jaray Jenkins | 5 | 67 | 0 | 35 | | | | | |
| Stephen Sullivan | 4 | 51 | 0 | 19 | | | | | |
| Derrick Dillon | 3 | 41 | 0 | 26 | | | | | |
| Jontre Kirklin | 2 | 75 | 0 | 65 | | | | | |
| Tyrion Davis-Price | 2 | 20 | 0 | 18 | | | | | |
| Devonta Lee | 1 | 28 | 0 | 28 | | | | | |
| Tory Carter | 1 | 7 | 0 | 7 | | | | | |
| PUNTING | | | | | | | | | |
| | No. | Yds. | Avg. | Long | I20 | TB | | | |
| Zach Von Rosenberg | 1 | 36 | 36.0 | 36 | 1 | 0 | | | |
| FIELD GOALS | | | | | | | | | |
| | Att. | Made | Long | KICKS | | | | | |
| Cade York | 1 | 1 | 26 | Made: 26 | | | | | |
| ALL RETURNS | | | | | | | | | |
| | Punts | | | Kickoffs | | | Interceptions | | |
| | No. | Yds. | Lg. | No. | Yds. | Lg. | No. | Yds. | Lg. |
| Derek Stingley Jr. | 3 | 54 | 26 | 0 | 0 | 0 | 0 | 0 | 0 |
| Trey Palmer | 1 | 54 | 54 | 0 | 0 | 0 | 0 | 0 | 0 |
| Clyde Edwards-Helaire | 0 | 0 | 0 | 3 | 76 | 31 | 0 | 0 | 0 |

Northwestern State

| RUSHING | | | | | | | | | |
|-------------------|-------|------|------|----------|------|------|---------------|-------|-----|
| | Att. | Gain | Lost | Net | TD | Long | | | |
| Stadford Anderson | 9 | 30 | 0 | 30 | 0 | 7 | | | |
| Jared Wedt | 7 | 18 | 2 | 16 | 0 | 6 | | | |
| Shelton Eppler | 1 | 4 | 0 | 4 | 0 | 4 | | | |
| JaQuan Jackson | 1 | 2 | 0 | 2 | 0 | 2 | | | |
| Trevor Morgan | 2 | 1 | 0 | 1 | 0 | 1 | | | |
| Kaleb Fletcher | 2 | 1 | 2 | -1 | 0 | 1 | | | |
| Bryce Rivers | 1 | 0 | 6 | -6 | 0 | 0 | | | |
| PASSING | | | | | | | | | |
| | Att. | Comp | | Int. | Yds. | TD | Long | Sacks | |
| Shelton Eppler | 21 | 38 | | 0 | 225 | 2 | 28 | 0 | |
| Bryce Rivers | 2 | 3 | | 0 | 7 | 0 | 8 | 1 | |
| RECEIVING | | | | | | | | | |
| | No. | Yds. | TD | Long | | | | | |
| Quan Shorts | 8 | 66 | 1 | 17 | | | | | |
| David Fitzwater | 3 | 68 | 1 | 27 | | | | | |
| Akile Davis | 3 | 37 | 0 | 28 | | | | | |
| Gavin Landry | 2 | 8 | 0 | 4 | | | | | |
| Trevor Morgan | 2 | 7 | 0 | 8 | | | | | |
| Corey Smallwood | 1 | 17 | 0 | 17 | | | | | |
| Jared West | 1 | 12 | 0 | 12 | | | | | |
| Levar Gumms | 1 | 8 | 0 | 8 | | | | | |
| Tanner Ash | 1 | 6 | 0 | 6 | | | | | |
| Myles Ward | 1 | 3 | 0 | 3 | | | | | |
| PUNTING | | | | | | | | | |
| | No. | Yds. | Avg. | Long | I20 | TB | | | |
| Parker Pastorello | 7 | 290 | 41.4 | 49 | 1 | 0 | | | |
| FIELD GOALS | | | | | | | | | |
| | Att. | Made | Long | KICKS | | | | | |
| Scotty Roblow | 1 | 0 | -- | Miss: 34 | | | | | |
| ALL RETURNS | | | | | | | | | |
| | Punts | | | Kickoffs | | | Interceptions | | |
| | No. | Yds. | Lg. | No. | Yds. | Lg. | No. | Yds. | Lg. |
| Myles Ward | 0 | 0 | 0 | 1 | 16 | 16 | 0 | 0 | 0 |
| Dylan Wilson | 0 | 0 | 0 | 0 | 0 | 0 | 1 | 8 | 8 |

LSU Wins 800th Game in Big Win Over Demons

No. 4-ranked LSU Football amassed 610 yards of total offense to become the 12th program in NCAA Division I history to win 800 games, as the Tigers defeated Northwestern State, 65-14, on Saturday in Tiger Stadium. LSU (3-0), which passed for at least 300 yards for the fourth-straight game, scored 48 unanswered points to end the contest including a 41-0 second-half shutout. Senior quarterback **Joe Burrow** led the way for the nearly unstoppable Tigers offense, completing 21-of-24 passes for 373 yards with two touchdowns and an interception that led the the Demons' second-quarter touchdown. Wide receiver **Justin Jefferson** led the way with 124 yards on five carries, while **Terrace Marshall Jr.** caught touchdown passes of 14 and 6 yards on his way to 75 receiving yards on a team-high six receptions. LSU's **Clyde Edwards-Helaire** and freshman **Tyrion Davis-Price** each scored a pair of rushing touchdowns, while Burrow scored from 5 yards with a third-quarter run.

| | | | | | | |
|---------|----|-------|--|----|----|----|
| Scoring | | 1 | 2 | 3 | 4 | F |
| NSU | | 7 | 7 | 0 | 0 | 14 |
| LSU | | 3 | 21 | 27 | 14 | 65 |
| LSU | 1Q | 5:30 | York 26 yd field goal | | | |
| NSU | 1Q | 0:16 | Shorts 17 yd pass from Eppler (Roblow Kick) | | | |
| LSU | 2Q | 12:38 | Edwards-Helaire 4 yd run (York kick) | | | |
| LSU | 2Q | 8:50 | Marshall 14 yd pass from Burrow (York kick) | | | |
| NSU | 2Q | 5:38 | Fitzwater 26 yd pass from Eppler (Roblow kick) | | | |
| LSU | 2Q | 3:27 | Edwards-Helaire 3 yd run (York kick) | | | |
| LSU | 3Q | 13:19 | Burrow 5 yd run (York missed kick) | | | |
| LSU | 3Q | 9:36 | Marshall 6 yd pass from Burrow (York kick) | | | |
| LSU | 3Q | 6:26 | Emery 4 yd run (York kick) | | | |
| LSU | 3Q | 2:16 | Davis-Price 1 yd run (York kick) | | | |
| LSU | 4Q | 7:22 | Palmer 54 yd punt return (York kick) | | | |
| LSU | 4Q | 2:12 | Davis-Price 2 yd run (York kick) | | | |

| | | | |
|--------------------------------|--|---------|---------|
| Team Stats | | NSU | LSU |
| FIRST DOWNS | | 15 | 31 |
| Rushing | | 3 | 12 |
| Passing | | 10 | 18 |
| Penalty | | 2 | 1 |
| NET YARDS RUSHING | | 46 | 122 |
| Rushing Attempts | | 23 | 35 |
| Average Per Rush | | 2.0 | 3.5 |
| Rushing Touchdowns | | 0 | 6 |
| Yards Gained Rushing | | 56 | 141 |
| Yards Lost Rushing | | 10 | 19 |
| NET YARDS PASSING | | 232 | 488 |
| Completions-Attempts-Int | | 23-41-0 | 29-33-1 |
| Average Per Attempt | | 5.7 | 14.8 |
| Average Per Completion | | 10.1 | 16.8 |
| Passing Touchdowns | | 2 | 2 |
| TOTAL OFFENSE YARDS | | 278 | 610 |
| Total offense plays | | 64 | 68 |
| Average Gain Per Play | | 4.3 | 9.0 |
| Fumbles: Number-Lost | | 0-0 | 0-0 |
| Penalties: Number-Yards | | 3-34 | 4-55 |
| PUNTS-YARDS | | 7-290 | 1-36 |
| Average Yards Per Punt | | 41.4 | 36.0 |
| Net Yards Per Punt | | 26.0 | 36.0 |
| Inside 20 | | 1 | 1 |
| 50+ Yards | | 0 | 0 |
| Touchbacks | | 0 | 0 |
| Fair catch | | 1 | 0 |
| KICKOFFS-YARDS | | 3-184 | 11-690 |
| Average Yards Per Kickoff | | 61.3 | 62.7 |
| Net Yards Per Kickoff | | 36.0 | 40.8 |
| Touchbacks | | 0 | 9 |
| Fair Catch Yards | | 0 | 0 |
| Punt returns: Number-Yards-TD | | 0-0-0 | 4-108-1 |
| Average Per Return | | 0.0 | 27.0 |
| Kickoff returns: Number-Yds-TD | | 1-16-0 | 3-76-0 |
| Average Per Return | | 16.0 | 25.3 |
| Interceptions: Number-Yds-TD | | 1-8-0 | 0-0-0 |
| Fumble Returns: Number-Yds-TD | | 0-0-0 | 0-0-0 |
| Miscellaneous Yards | | 0 | 0 |
| Possession Time | | 33:38 | 26:22 |
| 1st Quarter | | 10:25 | 4:35 |
| 2nd Quarter | | 7:00 | 8:00 |
| 3rd Quarter | | 6:45 | 8:15 |
| 4th Quarter | | 9:28 | 5:32 |
| Third-Down Conversions | | 6 of 17 | 5 of 7 |
| Fourth-Down Conversions | | 0 of 2 | 0 of 0 |
| Red-Zone Scores-Chances | | 1-3 | 9-9 |
| Touchdowns | | 1-3 | 8-9 |
| Field goals | | 0-3 | 1-9 |
| Sacks By: Number-Yards | | 1-5 | 1-6 |
| PAT Kicks | | 2-2 | 8-9 |
| Field Goals | | 0-1 | 1-1 |
| Points off turnovers | | 0 | 0 |

Game 4

#4 LSU

Vanderbilt

66

38

September 21, 2019
Vanderbilt Stadium
Nashville, Tenn.
32,048

LSU

| RUSHING | Att. | Gain | Lost | Net | TD | Long |
|-----------------------|------|------|------|-----|----|------|
| Clyde Edwards-Helaire | 14 | 114 | 8 | 106 | 1 | 46 |
| John Emery | 9 | 51 | 0 | 51 | 1 | 21 |
| Ty Davis-Price | 4 | 20 | 1 | 19 | 0 | 9 |
| Myles Brennan | 2 | 14 | 0 | 14 | 0 | 9 |
| Chris Curry | 4 | 14 | 4 | 10 | 0 | 9 |
| Lanard Fournette | 1 | 1 | 0 | 1 | 0 | 1 |
| Joe Burrow | 2 | 0 | 20 | -20 | 0 | 0 |

| PASSING | Att. | Comp | Int | Yds | TD | Long | Sacks |
|---------------|------|------|-----|-----|----|------|-------|
| Joe Burrow | 25 | 34 | 0 | 398 | 6 | 64 | 2 |
| Myles Brennan | 1 | 4 | 1 | 20 | 0 | 20 | 0 |

| RECEIVING | No. | Yds. | TD | Long |
|------------------|-----|------|----|------|
| Ja'Marr Chase | 10 | 229 | 4 | 64 |
| Racey McMath | 5 | 48 | 1 | 20 |
| T. Marshall | 4 | 75 | 0 | 29 |
| Stephen Sullivan | 3 | 48 | 0 | 30 |
| Just. Jefferson | 2 | 18 | 1 | 14 |
| C. Ed.-Helaire | 1 | 1 | 0 | 1 |
| Ty Davis-Price | 1 | -1 | 0 | 0 |

| PUNTING | No. | Yds. | Avg. | Long | I20 | TB |
|--------------------|-----|------|------|------|-----|----|
| Zach Von Rosenberg | 5 | 211 | 42.2 | 56 | 2 | 0 |

| FIELD GOALS | Att. | Made | Long | KICKS |
|-------------|------|------|------|----------|
| Cade York | 1 | 1 | 25 | Made: 25 |

| ALL RETURNS | Punts | | | Kickoffs | | | Interceptions | | |
|-------------------|-------|------|-----|----------|------|-----|---------------|------|-----|
| | No. | Yds. | Lg. | No. | Yds. | Lg. | No. | Yds. | Lg. |
| C. Ed.-Helaire | 0 | 0 | 0 | 1 | 22 | 22 | 0 | 0 | 0 |
| JaCoby Stevens | 0 | 0 | 0 | 0 | 0 | 0 | 1 | 0 | 0 |
| Micah Baskerville | 1 | 23 | 0 | 1 | 46 | 46 | 0 | 0 | 0 |
| Derek Stingley | 2 | 1 | 1 | 0 | 0 | 0 | 1 | 0 | 0 |
| Trey Palmer | 1 | 1 | 1 | 0 | 0 | 0 | 0 | 0 | 0 |

Vanderbilt

| RUSHING | Att. | Gain | Lost | Net | TD | Long |
|-----------------|------|------|------|-----|----|------|
| Ke'Shawn Vaughn | 20 | 138 | 8 | 130 | 2 | 52 |
| Ja'Veon Marlow | 3 | 19 | 0 | 19 | 0 | 8 |
| Keyon Brooks | 5 | 3 | 3 | 0 | 0 | 2 |
| Riley Neal | 6 | 19 | 23 | -4 | 0 | 11 |

| PASSING | Att. | Comp | Int. | Yds. | TD | Long | Sacks |
|---------------|------|------|------|------|----|------|-------|
| Riley Neal | 15 | 31 | 1 | 206 | 1 | 36 | 3 |
| Deuce Wallace | 4 | 8 | 1 | 23 | 0 | 12 | 0 |

| RECEIVING | No. | Yds. | TD | Long |
|-----------------|-----|------|----|------|
| Kalija Lipscomb | 5 | 68 | 1 | 36 |
| Jared Pinkney | 4 | 47 | 0 | 30 |
| Cam Johnson | 2 | 54 | 0 | 28 |
| Ke'Shawn Vaughn | 2 | 21 | 0 | 19 |
| J SheltonMosley | 2 | 11 | 0 | 9 |
| Ben Bresnahan | 2 | 9 | 0 | 8 |
| James Bostic | 1 | 12 | 0 | 12 |
| C.J. Bolar | 1 | 7 | 0 | 7 |

| PUNTING | No. | Yds. | Avg. | Long | I20 | TB |
|----------------|-----|------|------|------|-----|----|
| Harrison Smith | 7 | 329 | 47.0 | 66 | 1 | 1 |
| TEAM | 1 | 0 | 0.0 | 0 | 0 | 0 |

| FIELD GOALS | Att. | Made | Long | KICKS |
|-------------|------|------|------|----------|
| Riley Guay | 1 | 1 | 41 | Made: 41 |

| ALL RETURNS | Punts | | | Kickoffs | | | Interceptions | | |
|-----------------|-------|------|-----|----------|------|-----|---------------|------|-----|
| | No. | Yds. | Lg. | No. | Yds. | Lg. | No. | Yds. | Lg. |
| J SheltonMosley | 1 | 11 | 11 | 0 | 0 | 0 | 0 | 0 | 0 |
| Randall Haynie | 0 | 0 | 0 | 0 | 0 | 0 | 1 | 47 | 47 |

Burrow, Chase Lead LSU to Big SEC Blowout

Joe Burrow and the fourth-ranked LSU Football team continued to set records, as the Tigers defeated Vanderbilt, 66-38, on Saturday afternoon. Burrow completed 25-of-34 yards for 398 yards with a school-record six touchdowns. Chase became the third LSU receiver to score at least four touchdowns in a game while posting 229 receiving yards - fourth-most in LSU history. Chase caught a game-high 10 passes, while Terrace Marshall Jr. added four catches for 75 yards and Racey McMath had five catches for 48 yards and a touchdown. LSU's Clyde Edwards-Helaire earned his third career 100-yard rushing game with 106 yards on 14 carries including a 9-yard touchdown that capped the Tigers' 28-point first quarter. Jacob Phillips led the Tigers with 10 tackles, while freshman cornerback Derek Stingley Jr. and JaCoby Stevens each had interceptions. Micah Baskerville was the star of special teams, coming up with a 46-yard return of an onside kick to the Vanderbilt 1-yard line and blocking a punt and recovering the ball in the end zone for a touchdown.

| Scoring | 1 | 2 | 3 | 4 | F |
|------------|----|----|----|---|----|
| LSU | 28 | 10 | 21 | 7 | 66 |
| Vanderbilt | 7 | 10 | 14 | 7 | 38 |

| | | | |
|-------|----|-------|---|
| Vandy | 1Q | 11:04 | Vaughn 5 yd run (Guay kick) |
| LSU | 1Q | 9:51 | Jefferson 4 yd pass from Burrow (York kick) |
| LSU | 1Q | 8:38 | Chase 64 yd pass from Burrow (York kick) |
| LSU | 1Q | 4:58 | Edwards-Helaire 9 yd run (York kick) |
| LSU | 1Q | 0:51 | Chase 25 yd pass from Burrow (York kick) |
| Vandy | 2Q | 12:14 | Guay 41 yd field goal |
| LSU | 2Q | 5:55 | York 25 yd field goal |
| LSU | 2Q | 1:56 | Chase 51 yd pass from Burrow (York kick) |
| Vandy | 2Q | 0:49 | McAllister 0 yd fumble recovery (Guay kick) |
| LSU | 3Q | 14:48 | McMath 6 yd pass from Burrow (York kick) |
| Vandy | 3Q | 13:25 | Vaughn 52 yd run (Guay kick) |
| LSU | 3Q | 9:29 | Chase 16 yd pass from Burrow (York kick) |
| LSU | 3Q | 7:22 | Baskerville 0 yd blocked punt (York kick) |
| Vandy | 3Q | 1:06 | Lipscomb 18 yd pass from Neal (Guay kick) |
| LSU | 4Q | 9:37 | Emery 6 yd run (York kick) |
| Vandy | 4Q | 1:51 | Haynie 47 yd interception (Rice kick) |

| Team Stats | LSU | Vandy |
|--------------------------------|---------|---------|
| FIRST DOWNS | 26 | 17 |
| Rushing | 9 | 5 |
| Passing | 15 | 10 |
| Penalty | 2 | 2 |
| NET YARDS RUSHING | 181 | 145 |
| Rushing Attempts | 36 | 34 |
| Average Per Rush | 5.0 | 4.3 |
| Rushing Touchdowns | 2 | 2 |
| Yards Gained Rushing | 214 | 179 |
| Yards Lost Rushing | 33 | 34 |
| NET YARDS PASSING | 418 | 229 |
| Completions-Attempts-Int | 26-38-1 | 19-39-2 |
| Average Per Attempt | 11.0 | 5.9 |
| Average Per Completion | 16.1 | 12.1 |
| Passing Touchdowns | 6 | 1 |
| TOTAL OFFENSE YARDS | 599 | 374 |
| Total offense plays | 74 | 73 |
| Average Gain Per Play | 8.1 | 5.1 |
| Fumbles: Number-Lost | 1-1 | 0-0 |
| Penalties: Number-Yards | 6-54 | 3-27 |
| PUNTS-YARDS | 5-211 | 8-329 |
| Average Yards Per Punt | 42.2 | 41.1 |
| Net Yards Per Punt | 40.0 | 35.5 |
| Inside 20 | 2 | 1 |
| 50+ Yards | 2 | 2 |
| Touchbacks | 0 | 1 |
| Fair catch | 2 | 1 |
| KICKOFFS-YARDS | 11-715 | 6-327 |
| Average Yards Per Kickoff | 65.0 | 54.5 |
| Net Yards Per Kickoff | 40.0 | 30.7 |
| Touchbacks | 11 | 3 |
| Fair Catch Yards | 0 | 45 |
| Punt returns: Number-Yards-TD | 4-25-1 | 1-11-0 |
| Average Per Return | 6.2 | 11.0 |
| Kickoff returns: Number-Yds-TD | 2-68-0 | 0-0-0 |
| Average Per Return | 34.0 | 0.0 |
| Interceptions: Number-Yds-TD | 2-0-0 | 1-47-1 |
| Fumble Returns: Number-Yds-TD | 0-0-0 | 0-0-1 |
| Miscellaneous Yards | 0 | 0 |
| Possession Time | 27:27 | 32:33 |
| 1st Quarter | 4:35 | 10:25 |
| 2nd Quarter | 8:20 | 6:40 |
| 3rd Quarter | 6:09 | 8:51 |
| 4th Quarter | 8:23 | 6:37 |
| Third-Down Conversions | 7 of 15 | 6 of 17 |
| Fourth-Down Conversions | 1 of 1 | 1 of 2 |
| Red-Zone Scores-Chances | 6-6 | 3-3 |
| Touchdowns | 5-6 | 2-3 |
| Field goals | 1-6 | 1-3 |
| Sacks By: Number-Yards | 3-23 | 2-20 |
| PAT Kicks | 9-9 | 5-5 |
| Field Goals | 1-1 | 1-1 |
| Points off turnovers | 0 | 14 |

Game 5

Utah State 6 October 5, 2019
#5 LSU 42 Tiger Stadium
Baton Rouge, La.
100,266

| | | | | | | | | |
|--------------------|------|------|------|-----|----|------|--|--|
| LSU | | | | | | | | |
| RUSHING | Att. | Gain | Lost | Net | TD | Long | | |
| C. Edwards-Helaire | 14 | 72 | 0 | 72 | 0 | 11 | | |
| Tyrion Davis-Price | 11 | 54 | 1 | 53 | 0 | 11 | | |
| John Emery | 8 | 45 | 0 | 45 | 0 | 13 | | |
| Joe Burrow | 10 | 51 | 9 | 42 | 1 | 21 | | |
| Chris Curry | 6 | 24 | 0 | 24 | 0 | 7 | | |
| Myles Brennan | 2 | 11 | 0 | 11 | 0 | 6 | | |
| Adrian Magee | 0 | 1 | 0 | 1 | 0 | 0 | | |

| | | | | | | | | |
|---------------|------|------|-----|-----|----|------|-------|--|
| PASSING | Att. | Comp | Int | Yds | TD | Long | Sacks | |
| Joe Burrow | 27 | 38 | 1 | 344 | 5 | 39 | 2 | |
| Myles Brennan | 1 | 1 | 0 | 9 | 0 | 9 | 0 | |

| | | | | | | | | |
|--------------------|-----|------|----|------|--|--|--|--|
| RECEIVING | No. | Yds. | TD | Long | | | | |
| Justin Jefferson | 9 | 155 | 2 | 39 | | | | |
| Ja'Marr Chase | 3 | 54 | 1 | 25 | | | | |
| Derrick Dillon | 4 | 42 | 1 | 19 | | | | |
| Thaddeus Moss | 5 | 39 | 1 | 13 | | | | |
| John Emery | 4 | 34 | 0 | 12 | | | | |
| C. Edwards-Helaire | 1 | 12 | 0 | 12 | | | | |
| Racey McMath | 1 | 9 | 0 | 9 | | | | |
| Stephen Sullivan | 1 | 8 | 0 | 8 | | | | |

| | | | | | | | | |
|--------------------|-----|------|------|------|-----|----|--|--|
| PUNTING | No. | Yds. | Avg. | Long | I20 | TB | | |
| Zach Von Rosenberg | 2 | 91 | 45.5 | 55 | 1 | 1 | | |

| | | | | | | | | |
|-------------|------|------|------|------------|--|--|--|--|
| FIELD GOALS | Att. | Made | Long | KICKS | | | | |
| Cade York | 0 | 1 | -- | Missed: 53 | | | | |

| | | | | | | | | | |
|--------------------|-------|------|-----|----------|------|-----|---------------|------|-----|
| ALL RETURNS | Punts | | | Kickoffs | | | Interceptions | | |
| | No. | Yds. | Lg. | No. | Yds. | Lg. | No. | Yds. | Lg. |
| Trey Palmer | 1 | 10 | 10 | 0 | 0 | 0 | 0 | 0 | 0 |
| C. Edwards-Helaire | 0 | 0 | 0 | 1 | 38 | 38 | 0 | 0 | 0 |
| Kary Vincent Jr. | 0 | 0 | 0 | 0 | 0 | 0 | 1 | 5 | 5 |
| Grant Delpit | 0 | 0 | 0 | 0 | 0 | 0 | 1 | 0 | 0 |
| Derek Stingley Jr. | 0 | 0 | 0 | 0 | 0 | 0 | 1 | 0 | 0 |

| | | | | | | | | |
|----------------|------|------|------|-----|----|------|--|--|
| Utah State | | | | | | | | |
| RUSHING | Att. | Gain | Lost | Net | TD | Long | | |
| Gerold Bright | 8 | 20 | 2 | 18 | 0 | 8 | | |
| Enoch Nawahine | 7 | 12 | 2 | 10 | 0 | 4 | | |
| Riley Burt | 4 | 8 | 0 | 8 | 0 | 5 | | |
| Jordan Love | 2 | 0 | 8 | -8 | 0 | 0 | | |
| TEAM | 1 | 0 | 9 | -9 | 0 | 0 | | |

| | | | | | | | | |
|---------------|------|------|------|------|----|------|-------|--|
| PASSING | Att. | Comp | Int. | Yds. | TD | Long | Sacks | |
| Jordan Love | 15 | 30 | 130 | 0 | 3 | 35 | 2 | |
| Henry Columbi | 1 | 1 | 10 | 0 | 0 | 10 | 0 | |

| | | | | | | | | |
|----------------|-----|------|----|------|--|--|--|--|
| RECEIVING | No. | Yds. | TD | Long | | | | |
| Jordan Nathan | 4 | 51 | 0 | 35 | | | | |
| Siaosi Mariner | 2 | 45 | 0 | 35 | | | | |
| Savon Scarver | 2 | 20 | 0 | 12 | | | | |
| Deven Thompson | 2 | 18 | 0 | 10 | | | | |
| Derek Wright | 1 | 10 | 0 | 10 | | | | |
| Carson Terrell | 1 | 8 | 0 | 8 | | | | |
| Caleb Repp | 1 | -2 | 0 | 0 | | | | |
| Gerold Bright | 2 | -4 | 0 | 1 | | | | |
| Enoch Nawahine | 1 | -6 | 0 | 0 | | | | |

| | | | | | | | | |
|------------------|-----|------|------|------|-----|----|--|--|
| PUNTING | No. | Yds. | Avg. | Long | I20 | TB | | |
| Pierce Callister | 7 | 273 | 39.0 | 47 | 2 | 0 | | |

| | | | | | | | | |
|----------------|------|------|------|--------------|--|--|--|--|
| FIELD GOALS | Att. | Made | Long | KICKS | | | | |
| Dominik Eberle | 2 | 2 | 47 | Made: 30, 47 | | | | |

| | | | | | | | | | |
|---------------|-------|------|-----|----------|------|-----|---------------|------|-----|
| ALL RETURNS | Punts | | | Kickoffs | | | Interceptions | | |
| | No. | Yds. | Lg. | No. | Yds. | Lg. | No. | Yds. | Lg. |
| Savon Scarver | 0 | 0 | 0 | 1 | 21 | 21 | 0 | 0 | 0 |
| Cameron Haney | 0 | 0 | 0 | 0 | 0 | 0 | 1 | 19 | 19 |

No. 5 LSU Dominates on Both Sides in 42-6 Win

Fifth-ranked LSU out-gained Utah State, 601-159, on its way to a midday victory that wrapped up non-conference play for the Tigers, 42-6. Overcoming a pair of turnovers, LSU (5-0) was again led by quarterback **Joe Burrow**, who completed 27-of-38 passes for 344 yards with five touchdowns. Wide receiver **Justin Jefferson** led LSU with nine catches for 155 yards and two touchdowns, while tight end **Thaddeus Moss** caught five passes for 39 yards including an 8-yard TD. **Clyde Edwards-Helaire** carried a game-high 14 times for 72 net yards. LSU allowed only 1-of-12 on third downs, recorded 10 tackles for loss and interceptions by **Grant Delpit**, **Derek Stingley Jr.** and **Kary Vincent Jr.** **Patrick Queen** led the Tigers with six tackles, as Utah State ran only 53 plays and tallied only 56 yards of total offense in the second half.

| | | | | | |
|------------|---|----|----|---|----|
| Scoring | 1 | 2 | 3 | 4 | F |
| Utah State | 6 | 0 | 0 | 0 | 6 |
| LSU | 7 | 14 | 14 | 7 | 42 |

| | | | |
|-----|----|-------|---|
| LSU | 1Q | 10:41 | 7 yd pass from Burrow to Dillon (York kick) |
| USU | 1Q | 6:25 | 30 yd field goal from Eberle |
| USU | 1Q | 1:45 | 47 yd field goal from Eberle |
| LSU | 2Q | 14:03 | 1 yd run by Burrow (York kick) |
| LSU | 2Q | 4:44 | 25 yd pass from Burrow to Chase (York kick) |
| LSU | 3Q | 9:55 | 4 yd pass from Burrow to Jefferson (York kick) |
| LSU | 3Q | 2:54 | 39 yd pass from Burrow to Jefferson (York kick) |
| LSU | 4Q | 13:23 | 8 yd pass from Burrow to Moss (York kick) |

| | | |
|-------------------------------------|---------|----------|
| Team Stats | USU | LSU |
| First Downs | 10 | 32 |
| Rushing | 1 | 15 |
| Passing | 8 | 16 |
| Penalty | 1 | 1 |
| Net Yards Rushing | 19 | 248 |
| Attempts | 22 | 51 |
| Avg. Per Rush | 0.9 | 4.9 |
| Rushing TDs | 0 | 1 |
| Yds. Gained | 40 | 258 |
| Yds. Lost | 21 | 10 |
| Net Yards Passing | 140 | 353 |
| Comp.-Att.-Int. | 16-31-3 | 28-39-1 |
| Avg. / Att. | 4.5 | 9.1 |
| Avg. / Comp. | 8.8 | 12.6 |
| TDs | 0 | 5 |
| Total Offense Yards | 159 | 601 |
| Plays | 53 | 90 |
| Avg. / Play | 3.0 | 6.7 |
| Fumbles - Lost | 0-0 | 3-1 |
| Penalties - Yds. | 3-25 | 5-41 |
| Punts - Yds. | 7-273 | 2-91 |
| Avg. / Punt | 39.0 | 45.5 |
| Inside 20 | 2 | 1 |
| 50+ Yds. | 0 | 1 |
| Touchbacks | 0 | 1 |
| Fair Catch | 4 | 1 |
| Kickoffs - Yds. | 3-166 | 7-455 |
| Avg. Yds. / Kickoff | 55.3 | 65.0 |
| Touchbacks | 1 | 6 |
| Punt Returns: Total - Yds. - TDs | 0-0-0 | 1-10-0 |
| Avg. / Return | 0 | 10.0 |
| Kickoff Returns: Total - Yds. - TDs | 1-21-0 | 1-38-0 |
| Avg. / Return | 21.0 | 38.0 |
| INT: Total - Yds. - TDs | 1-19-0 | 3-5-0 |
| Fumble: Total - Yds. - TDs | 0-0-0 | 0-0-0 |
| Poss. Time | 18:57 | 41:03 |
| 3rd. Down Conv. | 1 of 12 | 11 of 17 |
| 4th. Down Conversions | 0 of 0 | 0 of 1 |
| Red-Zone: Scores - Chances | 1-1 | 4-4 |
| Sacks: Total - Yds. | 2-9 | 2-8 |
| PAT: Total - Made | 0-0 | 6-6 |
| Field Goals: Total - Made | 2-2 | 0-1 |
| Points off Turnovers | 3 | 14 |

2019 NUMERICAL ROSTER

| NO. | NAME | POS. | HT. | WT. | CL./EXP. | HOMETOWN (HS/PREVIOUS SCHOOL) |
|-----|-----------------------|------|------|-----|----------|--|
| 1* | Ja'Marr Chase | WR | 6-1 | 200 | So.-1L | Metairie, La. (Rummel HS) |
| 1* | Kristian Fulton | CB | 6-0 | 200 | Sr.-1L | Metairie, La. (Rummel HS) |
| 2 | Justin Jefferson | WR | 6-3 | 192 | Jr.-2L | St. Rose, La. (Destrehan HS) |
| 3* | AJ Aycock | QB | 6-5 | 212 | Fr.-RS | Jonesboro, Ark. (Academies at Jonesboro HS) |
| 3* | Tyrion Davis-Price | RB | 6-1 | 226 | Fr.-HS | Baton Rouge, La. (Southern Lab HS) |
| 3* | JaCoby Stevens | S | 6-2 | 225 | Jr.-2L | Murfreesboro, Tenn. (Oakland HS) |
| 4* | John Emery Jr. | RB | 6-0 | 203 | Fr.-HS | St. Rose, La. (Destrehan HS) |
| 4* | Todd Harris Jr. | S | 5-11 | 190 | Jr.-2L | Maringouin, La. (Plaquemine HS) |
| 5* | Devonta Lee | WR | 6-1 | 223 | Fr.-HS | Fluker, La. (Amite HS) |
| 5* | Kary Vincent Jr. | CB | 5-10 | 185 | Jr.-2L | Houston, Texas (Port Arthur Memorial HS) |
| 6* | Terrace Marshall Jr. | WR | 6-4 | 200 | So.-1L | Bossier City, La. (Parkway HS) |
| 6* | Jacob Phillips | LB | 6-4 | 233 | Jr.-2L | Nashville, Tenn. (East Nashville HS) |
| 7 | Grant Delpit | S | 6-3 | 203 | Jr.-2L | Houston, Texas (IMG Academy) |
| 8* | Peter Parrish | QB | 6-1 | 190 | Fr.-HS | Phenix City, Ala. (Central HS) |
| 8* | Patrick Queen | LB | 6-1 | 227 | Jr.-2L | Ventress, La. (Livonia HS) |
| 9* | Marcel Brooks | S | 6-2 | 194 | Fr.-HS | Fort Worth, Texas (Marcus HS) |
| 9* | Joe Burrow | QB | 6-4 | 216 | Sr.-1L | Athens, Ohio (Athens HS/Ohio State) |
| 10 | Stephen Sullivan | TE | 6-5 | 242 | Sr.-3L | Donaldsonville, La. (Donaldsonville HS) |
| 11 | Eric Monroe | S | 6-1 | 208 | Jr.-1L | Houston, Texas (North Shore HS) |
| 12* | Walker Kinney | QB | 6-2 | 218 | Fr.-HS | Stilwell, Kan. (Blue Valley HS) |
| 12* | Donte Starks | LB | 6-1 | 217 | Fr.-HS | Marrero, La. (John Ehret HS) |
| 13 | Jontre Kirklín | WR | 6-0 | 185 | Jr.-2L | Lutcher, La. (Lutcher HS) |
| 14* | Maurice Hampton Jr. | DB | 6-0 | 214 | Fr.-HS | Memphis, Tenn. (University HS) |
| 14* | John Gordon McKernan | QB | 6-2 | 186 | Fr.-HS | Baton Rouge, La. (University HS) |
| 15 | Myles Brennan | QB | 6-4 | 207 | So.-1L | Long Beach, Miss. (St. Stanislaus HS) |
| 16 | Jay Ward | CB | 6-2 | 167 | Fr.-HS | Moultrie, Ga. (Colquitt County HS) |
| 17 | Racey McMath | WR | 6-3 | 221 | Jr.-1L | New Orleans, La. (Edna Karr HS) |
| 18 | K'Lavon Chaisson | OLB | 6-4 | 250 | So.-1L | Houston, Texas (North Shore HS) |
| 19 | Derrick Dillon | WR | 5-11 | 186 | Sr.-3L | Franklinton, La. (Pine HS) |
| 22 | Clyde Edwards-Helaire | RB | 5-8 | 209 | Jr.-2L | Baton Rouge, La. (Catholic HS) |
| 23* | Micah Baskerville | LB | 6-1 | 228 | So.-1L | Shreveport, La. (Evangel Christian Academy) |
| 23* | Corren Norman | RB | 5-9 | 191 | Fr.-HS | Broussard, La. (Lafayette HS) |
| 24* | Chris Curry | RB | 6-0 | 215 | Fr.-RS | Lehigh Acres, Fla. (Lehigh HS) |
| 24* | Derek Stingley Jr. | CB | 6-1 | 190 | Fr.-HS | Baton Rouge, La. (Dunham School) |
| 25* | Cordale Flott | CB | 6-2 | 160 | Fr.-HS | Saraland, Ala. (Saraland HS) |
| 25* | Josh Williams | RB | 5-10 | 192 | Fr.-HS | Houston, Texas (The Kinkaid School) |
| 26 | Kendall McCallum | LB | 6-5 | 225 | Fr.-HS | Anniston, Ala. (Oxford HS) |
| 27 | Treven Kately | DB | 5-10 | 191 | So.-SQ | Lafayette, La. (Lafayette Christian Academy) |
| 28 | Clyde Townsend | WR | 5-9 | 156 | Fr.-HS | Bradenton, Fla. (Braden River HS) |
| 29* | Alex Aucoin | WR | 6-0 | 180 | Fr.-RS | Baton Rouge, La. (Parkview Baptist HS) |
| 29* | Raydarius Jones | CB | 6-2 | 161 | Fr.-HS | Horn Lake, Miss. (Horn Lake HS) |
| 30* | Cade Comeaux | DB | 6-0 | 178 | Fr.-RS | New Orleans, La. (John Curtis HS) |
| 30* | Jack Mashburn | TE | 6-3 | 207 | Fr.-HS | Covington, La. (St. Paul's HS) |
| 31* | Cameron Lewis | S | 6-2 | 197 | Jr.-SQ | Monroe, La. (Wossman HS) |
| 31* | Thomas McGoeY | WR | 6-0 | 187 | Fr.-HS | Thibodaux, La. (E.D. White Catholic HS) |
| 32 | Avery Atkins | PK | 5-11 | 217 | So.-1L | Auburn, Ala. (Auburn HS) |
| 33 | Trey Palmer | WR | 6-1 | 180 | Fr.-HS | Kentwood, La. (Kentwood HS) |
| 34* | Lloyd Cole | CB | 6-0 | 200 | Jr.-RS | Bossier City, La. (Parkway HS/Grambling) |
| 34* | Connor Culp | PK | 5-10 | 187 | Jr.-1L | Phoenix, Ariz. (Desert Vista HS) |
| 35 | Damone Clark | LB | 6-3 | 239 | So.-1L | Baton Rouge, La. (Southern Lab HS) |
| 36* | Derian Moore | S | 6-1 | 215 | So.-RS | Houma, La. (H.L. Bourgeois HS/Nicholls) |
| 36* | Cade York | PK | 6-2 | 189 | Fr.-HS | McKinney, Texas (Prosper HS) |
| 38 | Zach Von Rosenberg | P | 6-5 | 240 | Jr.-2L | Zachary, La. (Zachary HS) |
| 41 | Carlton Smith | LB | 6-3 | 243 | So.-SQ | Houston, Texas (Lamar HS) |
| 42* | Hunter Faust | LB | 6-1 | 232 | Fr.-RS | New Orleans, La. (Jesuit HS) |
| 42* | Aaron Moffitt | TE | 6-2 | 252 | So.-SQ | Baton Rouge, La. (Catholic HS) |
| 43* | Preston Stafford | PK | 5-11 | 164 | Fr.-RS | Pontotoc, Miss. (Catholic HS) |
| 43* | Ray Thornton | OLB | 6-3 | 227 | Jr.-2L | Killeen, Texas (Shoemaker HS) |
| 44 | Tory Carter | FB | 6-1 | 250 | Jr.-2L | Valdosta, Ga. (Lee County HS) |
| 45* | Michael Divinity Jr. | OLB | 6-2 | 241 | Sr.-3L | Marrero, La. (John Ehret HS) |
| 45* | Stephen King | TE | 6-6 | 228 | Fr.-RS | Alexandria, Va. (Hayfield Secondary School) |
| 46 | Andre Anthony | OLB | 6-4 | 250 | Jr.-1L | New Orleans, La. (Edna Karr HS) |
| 47* | Nelson Jenkins III | DL | 6-4 | 286 | Fr.-RS | Maringouin, La. (Plaquemine HS) |
| 47* | Quentin Skinner | SNP | 6-0 | 253 | Fr.-HS | Buford, Ga. (Buford HS) |
| 48 | Blake Ferguson | SNP | 6-3 | 235 | Sr.-3L | Smyrna, Ga. (Buford HS) |
| 49* | Jansen Mayea | TE | 6-3 | 239 | Fr.-RS | New Iberia, La. (Westgate HS) |
| 49* | Travez Moore | OLB | 6-4 | 246 | Jr.-RS | Bastrop, La. (Bastrop HS/Copiah-Lincoln CC) |
| 51* | Austin Harden | OL | 6-1 | 310 | Fr.-HS | Patterson, La. (Patterson HS) |
| 51* | Dare Rosenthal | OT | 6-7 | 314 | Fr.-RS | Ferriday, La. (Ferriday HS) |
| 52 | Tayte Langley | LB | 6-3 | 245 | Fr.-HS | Iota, La. (Iota HS) |

ALPHABETICAL ROSTER

| No. | Name | Pos. |
|-----|-----------------------|------|
| 46 | Andre Anthony | OLB |
| 32 | Avery Atkins | PK |
| 29* | Alex Aucoin | WR |
| 3* | AJ Aycock | QB |
| 23* | Micah Baskerville | LB |
| 54 | Aaron Benfield | LB |
| 75 | Anthony Bradford | OL |
| 15 | Myles Brennan | QB |
| 9* | Marcel Brooks | S |
| 89 | Colby Brunet | WR |
| 9* | Joe Burrow | QB |
| 71 | Donavaughn Campbell | OL |
| 44 | Tory Carter | FB |
| 18 | K'Lavon Chaisson | OLB |
| 77 | Saahdiq Charles | OT |
| 1* | Ja'Marr Chase | WR |
| 55 | Jarell Cherry | DE |
| 35 | Damone Clark | LB |
| 34* | Lloyd Cole | CB |
| 30* | Cade Comeaux | DB |
| 34* | Connor Culp | PK |
| 24* | Chris Curry | RB |
| 79 | Lloyd Cushenberry III | C |
| 3* | Tyrion Davis-Price | RB |
| 76 | Austin Deculus | OL |
| 7 | Grant Delpit | S |
| 19 | Derrick Dillon | WR |
| 45* | Michael Divinity Jr. | OLB |
| 22 | Clyde Edwards-Helaire | RB |
| 4* | John Emery Jr. | RB |
| 94 | Joseph Evans | DL |
| 92 | Neil Farrell Jr. | DE |
| 42* | Hunter Faust | LB |
| 91 | Breiden Fehoko | DL |
| 48 | Blake Ferguson | SNP |
| 25* | Cordale Flott | CB |
| 53 | Soni Fonua | OLB |
| 87 | Evan Francioni | WR |
| 1* | Kristian Fulton | CB |
| 14* | Maurice Hampton Jr. | DB |
| 51* | Austin Harden | OL |
| 4* | Todd Harris Jr. | S |
| 57 | Chasen Hines | OG |
| 82 | Brandon Hubicz | TE |
| 62 | Siaki Ika | NT |
| 70 | Ed Ingram | OG |
| 2 | Justin Jefferson | WR |
| 83 | Jaray Jenkins | WR |
| 47* | Nelson Jenkins III | DL |
| 29* | Raydarius Jones | CB |
| 27 | Treven Kately | DB |
| 45* | Stephen King | TE |
| 12* | Walker Kinney | QB |
| 13 | Jontre Kirklín | CB |
| 52 | Tayte Langley | LB |
| 90 | Rashard Lawrence | DE |
| 5* | Devonta Lee | WR |
| 31* | Cameron Lewis | S |
| 68 | Damien Lewis | OG |
| 59 | Desmond Little | OLB |
| 97 | Glen Logan | DE |
| 73 | Adrian Magee | OL |
| 6* | Terrace Marshall Jr. | WR |
| 86 | Michael Martin | WR |
| 30* | Jack Mashburn | TE |
| 49 | Jansen Mayea | TE |
| 26 | Kendall McCallum | LB |
| 31* | Thomas McGoeY | WR |
| 14* | John Gordon McKernan | QB |

2019 NUMERICAL ROSTER

| | | | | | | |
|-----|-----------------------|-----|-----|-----|--------|---|
| 53 | Soni Fonua | OLB | 6-3 | 274 | Jr.-JC | Salt Lake City, Utah (East HS/Mesa CC) |
| 54 | Aaron Benfield | LB | 6-2 | 230 | Fr.-HS | Thibodaux, La. (E.D. White Catholic HS) |
| 55 | Jarell Cherry | DE | 6-3 | 264 | Fr.-RS | Dallas, Texas (Carter HS) |
| 57 | Chasen Hines | OG | 6-3 | 336 | So.-1L | Marshall, Texas (Marshall HS) |
| 58* | Jared Small | LB | 6-0 | 213 | So.-SQ | Baton Rouge, La. (Catholic HS) |
| 58* | Kardell Thomas | OL | 6-3 | 329 | Fr.-HS | Baton Rouge, La. (Southern Lab HS) |
| 59 | Desmond Little | OLB | 6-5 | 210 | Fr.-HS | Prichard, Ala. (Vigor HS) |
| 61 | Cameron Wire | OT | 6-6 | 300 | Fr.-RS | Gonzales, La. (East Ascension HS) |
| 62 | Siaki Ika | NT | 6-4 | 354 | Fr.-HS | Salt Lake City, Utah (East HS) |
| 63 | Michael Smith | OL | 6-2 | 325 | Jr.-SQ | Killeen, Texas (Ellison HS) |
| 65 | Jakori Savage | OL | 6-6 | 294 | Jr.-2L | Bay Minette, Ala. (Baldwin County HS) |
| 68 | Damien Lewis | OG | 6-3 | 332 | Sr.-1L | Canton, Miss. (Canton HS/NW Mississippi CC) |
| 69 | Charles Turner | OL | 6-4 | 266 | Fr.-HS | Canton, Ohio (IMG Academy) |
| 70 | Ed Ingram | OG | 6-4 | 295 | So.-1L | Desoto, Texas (Desoto High School) |
| 71 | Donavaughn Campbell | OL | 6-5 | 360 | Jr.-1L | Ponchatoula, La. (Ponchatoula HS) |
| 72 | Tyler Shelvin | NT | 6-3 | 346 | So.-1L | Lafayette, La. (Notre Dame HS) |
| 73 | Adrian Magee | OL | 6-4 | 343 | Sr.-3L | Franklinton, La. (Franklinton HS) |
| 74 | Badara Traore | OT | 6-7 | 320 | Sr.-1L | Boston, Mass. (Matignon HS/ASA College) |
| 75 | Anthony Bradford | OL | 6-7 | 355 | Fr.-HS | Muskegon, Mich. (Muskegon HS) |
| 76 | Austin Deculus | OL | 6-7 | 322 | Jr.-2L | Mamou, La. (Cy-Fair HS) |
| 77 | Saahdiq Charles | OT | 6-4 | 295 | Jr.-2L | Jackson, Miss. (Madison-Ridgeland Academy) |
| 78 | Thomas Perry | OL | 6-6 | 341 | Fr.-HS | Lafayette, La. (Teurlings Catholic HS) |
| 79 | Lloyd Cushenberry III | C | 6-4 | 315 | Jr.-2L | Carville, La. (Dutchtown HS) |
| 80 | Jamal Pettigrew | TE | 6-6 | 258 | Jr.-1L | New Orleans, La. (Saint Augustine HS) |
| 81 | Thaddeus Moss | TE | 6-3 | 249 | Jr.-SQ | Charlotte, N.C. (Mallard Creek HS/NC State) |
| 82 | Brandon Hubicz | TE | 6-2 | 197 | Fr.-HS | Baton Rouge, La. (Catholic HS) |
| 83 | Jaray Jenkins | WR | 6-4 | 195 | Fr.-RS | Jena, La. (Jena HS) |
| 84 | TK McLendon | TE | 6-5 | 263 | Jr.-JC | Soperton, Ga. (Treulton HS/Copiah-Lincoln CC) |
| 85 | Ray Parker | DE | 6-5 | 233 | Fr.-HS | Ruston, La. (Ruston HS) |
| 86 | Michael Martin | WR | 5-9 | 174 | Fr.-RS | Weslaco, Texas (University HS) |
| 87 | Evan Francioni | WR | 6-0 | 194 | Fr.-RS | River Ridge, La. (Archbishop Rummel HS/UNO) |
| 89 | Colby Brunet | WR | 6-0 | 194 | Jr.-1L | Metairie, La. (Archbishop Rummel HS) |
| 90 | Rashard Lawrence | DE | 6-2 | 308 | Sr.-3L | Monroe, La. (Neville HS) |
| 91 | Breiden Fehoko | DL | 6-2 | 291 | Sr.-1L | Honolulu, Hawaii (Farrington HS/Texas Tech) |
| 92 | Neil Farrell Jr. | DE | 6-4 | 298 | Jr.-2L | Mobile, Ala. (Murphy HS) |
| 93 | Justin Thomas | DE | 6-5 | 256 | Jr.-1L | Daphne, Ala. (Spanish Fort HS) |
| 94 | Joseph Evans | DL | 6-2 | 288 | Fr.-HS | Haynesville, La. (Haynesville HS) |
| 97 | Glen Logan | DE | 6-4 | 309 | Jr.-2L | Kenner, La. (Destrehan HS) |

* - denotes duplicate numbers

ALPHABETICAL ROSTER

| | | |
|-----|--------------------|-----|
| 84 | TK McLendon | TE |
| 17 | Racey McMath | WR |
| 42* | Aaron Moffitt | TE |
| 11 | Eric Monroe | S |
| 36* | Derian Moore | S |
| 49 | Travez Moore | DE |
| 81 | Thaddeus Moss | TE |
| 23* | Corren Norman | RB |
| 33 | Trey Palmer | WR |
| 85 | Ray Parker | TE |
| 8* | Peter Parrish | QB |
| 78 | Thomas Perry | OL |
| 80 | Jamal Pettigrew | TE |
| 6* | Jacob Phillips | LB |
| 8* | Patrick Queen | LB |
| 51* | Dare Rosenthal | OT |
| 65 | Jakori Savage | DL |
| 72 | Tyler Shelvin | NT |
| 47* | Quentin Skinner | SNP |
| 58 | Jared Small | LB |
| 41 | Carlton Smith | LB |
| 63 | Michael Smith | OL |
| 43* | Preston Stafford | PK |
| 12* | Donte Starks | LB |
| 3* | JaCoby Stevens | S |
| 24* | Derek Stingley Jr. | CB |
| 10 | Stephen Sullivan | TE |
| 93 | Justin Thomas | DE |
| 58 | Kardell Thomas | OL |
| 43* | Ray Thornton | OLB |
| 28 | Clyde Townsend | WR |
| 74 | Badara Traore | OT |
| 69 | Charles Turner | OL |
| 5* | Kary Vincent Jr. | CB |
| 38 | Zach Von Rosenberg | P |
| 16 | Jay Ward | CB |
| 25* | Josh Williams | RB |
| 61 | Cameron Wire | OT |
| 36* | Cade York | PK |

* denotes duplicate number

Pronunciation Guide

PLAYERS

| | | | | | |
|--------------------------|--------------------|---------------------|--------------------|---------------------|---------------------------|
| 89 Colby Brunet | Brew-nay | 83 Jaray Jenkins | juh-Ray | 51 Dare Rosenthal | Dare (rhymes with "care") |
| 18 K'Lavon Chaisson | K-luh-von Chase-on | 21 Kenan Jones | Kee-nun | 65 Jakori Savage | Juh-core-ee |
| 77 Saahdiq Charles | Sah-deek | 13 Jontre Kirklin | Jon-tray | 48 Dantrieze Scott | Don-treez |
| 55 Jarell Cherry | juh-Rell | 90 Rashard Lawrence | Ruh-shard | 10 Stephen Sullivan | stuh-Fahn |
| 35 Damone Clark | duh-Moan | 17 Racey McMath | Race-ee | 74 Badara Traore | buh-Dah-uh Tray-or |
| 54 Davin Cotton | Dav-in | 57 Chasen Hines | Chase-in | | |
| 76 Austin Deculus | Deck-you-luss | 92 Neil Farrell Jr. | Fair-ull | COACHES | |
| 22 Clyde Edwards-Helaire | E-lair | 91 Breiden Fehoko | Bray-den fuh-Ho-ko | Dave Aranda | uh-Ran-duh |
| | | | | Ed Orgeron | O-zhure-on |

Listen to all pronunciations on the roster page at [LSUsports.net/football](https://lsusports.net/football)