

INTRO

THIS IS LSU

PREVIEW

TIGERS

COACHES

REVIEW

HISTORY

RECORDS

LSU

Bold Letters Indicate SEC Records

HITS

Season

1. 110 Brandon Larson (289 AB) 1997
2. 109 Todd Walker (276 AB) 1993
3. 106 Wes Grisham (291 AB) 1989
- 106 Brad Cresse (273 AB) 2000
- J.C. Holt (270 AB) 2004
6. 104 Brad Hawpe (287 AB) 2000
7. 103 Mike Fontenot (292 AB) 2000
8. 102 Sean Barker (267 AB) 2002
9. 101 Todd Walker (257 AB) 1994
10. 100 Wes Grisham (278 AB) 1990
- Todd Walker (250 AB) 1992
- Ryan Patterson (293 AB) 2004

Career

1. **352 Eddy Furniss (948 AB) 1995-98**
2. 327 Jason Williams (1019 AB) 1993-96
3. 310 Todd Walker (783 AB) 1992-94
4. 307 Blair Barbier (1000 AB) 1997-2000
5. 284 Ryan Patterson (805 AB) 2003-05
6. 279 Blake Gill (883 AB) 2002-05
7. 278 Tookie Johnson (900 AB) 1988-91
8. 273 Brad Cresse (842 AB) 1997-2000
9. 269 Russ Johnson (733 AB) 1992-94
10. 255 Ryan Theriot (783 AB) 1999-2001

RUNS

Season

1. 95 Nathan Dunn (257 AB) 1996
2. 93 Mike Fontenot (292 AB) 2000
3. 85 Todd Walker (276 AB) 1993
- Eddy Furniss (236 AB) 1998
5. 83 Russ Johnson (259 AB) 1993
6. 82 Brandon Larson (289 AB) 1997
- Blair Barbier (252 AB) 1997
8. 79 Jason Williams (268 AB) 1996
9. 78 Lyle Mouton (248 AB) 1991
10. 77 Todd Walker (257 AB) 1994
- Eddy Furniss (259 AB) 1997

Career

1. **270 Jason Williams (1019 AB) 1993-96**
2. 261 Eddy Furniss (948 AB) 1995-98
3. 260 Blair Barbier (1000 AB) 1997-2000
4. 234 Todd Walker (783 AB) 1992-94
5. 216 Russ Johnson (733 AB) 1992-94
6. 211 Tookie Johnson (900 AB) 1988-91
7. 206 Armando Rios (568 AB) 1991-93
8. 205 Brad Cresse (842 AB) 1997-2000
9. 203 Ryan Patterson (805 AB) 2003-05
10. 200 Trey McClure (778 AB) 1996-99

RUNS BATTED IN

Season

1. **118 Brandon Larson (289 AB) 1997**
2. 106 Brad Cresse (273 AB) 2000
3. 103 Eddy Furniss (238 AB) 1996
4. 102 Todd Walker (276 AB) 1993
5. 90 Brad Cresse (232 AB) 1998
6. 85 Wes Grisham (291 AB) 1989
7. 84 Trey McClure (240 AB) 1998
- 84 Brad Hawpe (287 AB) 2000
9. 82 Jeff Leamont (257 AB) 1999
10. 81 Nathan Dunn (257 AB) 1996

Career

1. **308 Eddy Furniss (948 AB) 1995-98**
2. 257 Brad Cresse (842 AB) 1997-2000
3. 246 Todd Walker (783 AB) 1992-94
4. 202 Trey McClure (778 AB) 1996-99
5. 199 Blair Barbier (1000 AB) 1997-2000
6. 185 Clay Harris (771 AB) 2002-05
7. 182 Chad Cooley (824 AB) 1993-96
8. 181 Russ Johnson (733 AB) 1992-94
9. 174 Ryan Patterson (805 AB) 2003-05
10. 172 Albert Belle (585 AB) 1985-87

BATTING AVERAGE

(Min. 2 at bats per team game)

Season

1. .410 Russ Johnson (96-for-234) 1994
2. .403 Eddy Furniss (95-for-236) 1998
3. .400 Todd Walker (100-for-250) 1992
4. .395 Todd Walker (109-for-276) 1993
- Mike Nunnally (32-for-81) 1971
6. .393 Todd Walker (101-for-257) 1994
- .393 J.C. Holt (106-for-270) 2004
8. .390 Gene Murphy (23-for-59) 1951
9. .388 Al White (38-for-98) 1958
- Brad Cresse (106-for-273) 2000

Career

1. .396 Todd Walker (310-for-783) 1992-94
2. .372 Sean Barker (129-for-347) 2001-02
3. .371 Eddy Furniss (352-for-948) 1995-98
4. .367 Russ Johnson (269-for-733) 1992-94
5. .362 Wes Grisham (206-for-569) 1989-90
6. .353 Mark Cooper (101-for-286) 1983-84
- Lyle Mouton (149-for-422) 1990-91
- Ryan Patterson (284-for-805) 2003-05
9. .351 Brad Hawpe (142-for-404) 1999-00
10. .350 Jeff Yurtin (138-for-394) 1985-86
- .350 J.C. Holt (240-for-686) 2002-04

DOUBLES

Season

1. **36 # Brad Hawpe (287 AB) 2000**
2. 27 Eddy Furniss (236 AB) 1998
- 27 Aaron Hill (265 AB) 2003
4. 26 Russ Johnson (234 AB) 1994
- Wes Grisham (291 AB) 1989
6. 25 Eddy Furniss (259 AB) 1997
- Bryan Moore (241 AB) 2001
8. 24 Chad Cooley (260 AB) 1995
- Jeff Yurtin (216 AB) 1986
10. 23 Craig Cala (264 AB) 1989
- Wes Grisham (278 AB) 1990
- Keith Osik (268 AB) 1990
- Rich Cordani (273 AB) 1990
- Johnny Tellechea (262 AB) 1991
- Todd Walker (257 AB) 1994
- Blair Barbier (252 AB) 1997
- Ryan Patterson (293 AB) 2004
- Nick Stavinocha (257 AB) 2005
- Ryan Patterson (249 AB) 2005
- # - also NCAA Record**

Career

1. **87 Eddy Furniss (948 AB) 1995-1998**
2. 66 Ryan Patterson (805 AB) 2003-05
3. 62 Blair Barbier (1000 AB) 1997-2000
4. 61 Todd Walker (783 AB) 1992-94
5. 60 Russ Johnson (733 AB) 1992-94
- Chad Cooley (824 AB) 1993-96
7. 59 Jason Williams (1019 AB) 1993-96
8. 52 Clay Harris (771 AB) 2002-05
9. 50 Aaron Hill (621 AB) 2001-03
10. 49 Brad Cresse (842 AB) 1997-2000
- Wally Pontiff (738 AB) 2000-02



Infielder Tookie Johnson
(1988-91)

TRIPLES

Season

1. 11 Todd Walker (276 AB) 1993
2. 8 Roger Sigler (59 AB) 1954
3. 7 Mark Howie (162 AB) 1983
4. 6 John Morse (189 AB) 1983
- Manny Mantrana (172 AB) 1984
- Wes Grisham (291 AB) 1989
- Rich Cordani (273 AB) 1990
- Mike Neal (213 AB) 1993
- Mike Klostermeyer (235 AB) 1995
- J.C. Holt (192 AB) 2002

Career

1. 15 Todd Walker (783 AB) 1992-94
2. 11 Tony Troups (372 AB) 1973-76
- John Morse (369 AB) 1982-83
- Mark Howie (419 AB) 1982-84
- Albert Belle (585 AB) 1985-87
- J.C. Holt (686 AB) 2002-04
7. 10 Mike Saab (518 AB) 1980-83
- Wes Grisham (569 AB) 1989-90
- Russ Johnson (733 AB) 1992-94
- Blake Gill (883 AB) 2002-05

HOME RUNS

Season

1. **40 Brandon Larson (289 AB) 1997**
2. 30 Brad Cresse (273 AB) 2000
3. 29 Brad Cresse (232 AB) 1998
4. 28 Eddy Furniss (236 AB) 1998
5. 27 Trey McClure (240 AB) 1998
6. 26 Eddy Furniss (238 AB) 1996
7. 25 Gary Hymel (245 AB) 1991
8. 22 Todd Walker (276 AB) 1993
- Justin Bowles (232 AB) 1996
- Mike Koerner (273 AB) 1997

Career

1. **80 Eddy Furniss (948 AB) 1995-98**
2. 78 Brad Cresse (842 AB) 1997-2000
3. 59 Trey McClure (778 AB) 1996-99
4. 52 Todd Walker (783 AB) 1992-94
5. 50 Ryan Patterson (805 AB) 2003-05
6. 49 Albert Belle (585 AB) 1985-87
7. 46 Blair Barbier (1000 AB) 1997-2000
8. 40 Mike Koerner (671 AB) 1995-97
- Brandon Larson (289 AB) 1997
- Nathan Dunn (481 AB) 1994-96

INTRO
THIS IS LSU
PREVIEW
TIGERS
COACHES
REVIEW
HISTORY
RECORDS
LSU

TOTAL BASES

Season

- 1. **250** **Brandon Larson (289 AB) 1997**
- 2. 217 Brad Cresse (273 AB) 2000
- 3. 214 Todd Walker (276 AB) 1993
- 4. 212 Eddy Furniss (236 AB) 1998
- 5. 201 Wes Grisham (291 AB) 1989
- 6. 190 Eddy Furniss (238 AB) 1996
- 7. 184 Mike Koerner (273 AB) 1997
- 8. 182 Nathan Dunn (257 AB) 1996
- 9. 181 Russ Johnson (234 AB) 1994
- 10. 180 Todd Walker (257 AB) 1994

Career

- 1. **689** **Eddy Furniss (948 AB) 1995-98**
- 2. 557 Todd Walker (783 AB) 1992-94
- 3. 556 Brad Cresse (842 AB) 1997-2000
- 4. 517 Blair Barbier (1000 AB) 1997-2000
- 5. 510 Ryan Patterson (805 AB) 2003-05
- 6. 470 Jason Williams (1019 AB) 1993-96
- 7. 461 Trey McClure (778 AB) 1996-99
- 8. 445 Russ Johnson (733 AB) 1992-94
- 9. 419 Chad Cooley (824 AB) 1993-96
- 10. 412 Clay Harris (771 AB) 2002-05

STOLEN BASES

Season

- 1. 42 Rob Hartwig (67 games) 1987
- 2. 34 Jeff Reboulet (56 games) 1985
- 3. 33 Ron Lim (66 games) 1989
- 4. 31 Rob Hartwig (54 games) 1986
- 5. 28 Josh Dalton (67 games) 1998
- 6. 26 Russ Johnson (66 games) 1994
- 7. 25 Larry Wright (48 games) 1975
- 8. 24 Jeff Reboulet (69 games) 1986
- Burke Broussard (66 games) 1986
- Ron Lim (66 games) 1990
- Scott Bethea (73 games) 1990
- Mike Koerner (65 games) 1996
- Josh Dalton (65 games) 1999
- Sean Barker (66 games) 2002

Career

- 1. 73 Rob Hartwig (121 games) 1986-87
- 2. 67 Larry Wright (174 games) 1975-78
- 3. 61 Russ Johnson (200 games) 1992-94
- 4. 58 Jeff Reboulet (125 games) 1985-86
- 5. 57 Ron Lim (132 games) 1989-90
- 6. 53 Chad Cooley (235 games) 1993-96
- 7. 52 Josh Dalton (132 games) 1998-99
- 8. 51 Andy Galy (217 games) 1985-88
- Todd Walker (203 games) 1992-94
- 10. 50 Mike Sonderegger (137 games) 1970-73

WALKS RECEIVED

Season

- 1. 77 Andy Galy (221 AB) 1987
- 2. 72 Eddy Furniss (236 AB) 1998
- 3. 67 Russ Johnson (234 AB) 1994
- Russ Johnson (259 AB) 1993
- 5. 64 Armando Rios (235 AB) 1993
- 6. 62 Mike Bianco (249 AB) 1989
- 7. 60 Craig Cala (264 AB) 1989
- 8. 58 Eddy Furniss (259 AB) 1997
- 9. 57 Trey McClure (229 AB) 1999
- Ryan Theriot (275 AB) 2000

Career

- 1. 191 Eddy Furniss (948 AB) 1995-98
- 2. 164 Jason Williams (1019 AB) 1993-96
- 3. 163 Russ Johnson (733 AB) 1992-94
- Trey McClure (778 AB) 1996-99
- 5. 157 Blair Barbier (1000 AB) 1997-2000
- Ryan Theriot (783 AB) 1999-2001
- 7. 145 Andy Galy (491 AB) 1985-88

- 8. 144 Steve Bollman (554 AB) 1975-79
- 9. 143 Armando Rios (568 AB) 1991-93
- 10. 139 Todd Walker (783 AB) 1992-94

PITCHING VICTORIES

Season

- 1. 17 Paul Byrd (29 App) 1990
- 2. 15 Curtis Leskanic (29 App) 1989
- Brian Tallet (25 App) 2000
- 4. 14 Patrick Coogan (25 App) 1997
- Lloyd Peever (17 App) 1992
- Ben McDonald (26 App) 1989
- Stan Loewer (28 App) 1986
- Chad Ogea (23 App) 1990
- Chad Ogea (25 App) 1991
- 10. 13 Ben McDonald (22 App) 1988
- Kurt Ainsworth (22 App) 1999

Career

- 1. 38 Scott Schultz (1992-95)
- 2. 36 Lane Mestepey (2001-05)
- 3. 33 Stan Loewer (1984-87)
- 4. 31 Paul Byrd (1989-91)
- 5. 30 Pat Mook (1972-75)
- Chad Ogea (1989-91)
- Mike Sirotko (1990-93)
- 8. 29 Ben McDonald (1987-89)
- 9. 28 Brett Laxton (1993-96)
- 10. 27 Bo Pettit (2000-03)

EARNED RUN AVERAGE

Season

- 1. **0.21** **Rick Farizo (1 ER, 41.2 IP) 1970**
- 2. 1.10 Bruce Baudier (6 ER, 49 IP) 1966
- 3. 1.33 Tom Barfield (4 ER, 27 IP) 1954
- 4. 1.34 Mike Tullier (9 ER, 60.1 IP) 1968
- 5. 1.35 Allen Smith (12 ER, 80 IP) 1961
- 6. 1.38 Don Schneider (8 ER, 52.1 IP) 1980
- 7. 1.44 Rick Farizo (8 ER, 50 IP) 1968
- 8. 1.59 Randy Wiles (14 ER, 79.1 IP) 1970
- 9. 1.70 Dick Hicks (14 ER, 74.1 IP) 1968
- 10. 1.74 Roger Sigler (16 ER, 83.1 IP) 1965

Career

- 1. 1.70 Bruce Baudier (23 ER, 121 IP) 1966-67
- 2. 1.82 Allen Smith (48 ER, 237.1 IP) 1960-62
- 3. 2.05 Dick Hicks (30 ER, 131.2 IP) 1967-68
- 4. 2.09 Rick Farizo (27 ER, 116.1 IP) 1968-71
- 5. 2.17 Paul Stefan (87 ER, 277.1 IP) 1975-77
- 6. 2.36 Steve George (41 ER, 156.1 IP) 1962-64
- 7. 2.41 Randy Wiles (77 ER, 287 IP) 1970-73
- 8. 2.47 Fred Southerland (38 ER, 138.2 IP) 1960-62
- 9. 2.53 Barry Manuel (38 ER, 135 IP) 1985-87
- Pat Mook (80 ER, 284.2 IP) 1972-75



Pitcher Lane Mestepey (2001-05)

STRIKEOUTS

Season

- 1. **202** **Ben McDonald (152.1 IP) 1989**
- 2. 158 Doug Thompson (124.1 IP) 1997
- 3. 157 Kurt Ainsworth (130.1 IP) 1999
- 4. 156 Eddie Yarnall (124.2 IP) 1996
- Russell Springer (119 IP) 1988
- 6. 150 Scott Schultz (117 IP) 1995
- 7. 144 Patrick Coogan (125 IP) 1997
- Ben McDonald (118.2 IP) 1988
- 9. 140 Chad Ogea (131.1 IP) 1991
- 10. 135 Randy Keisler (99.2 IP) 1998

Career

- 1. 409 Scott Schultz (398 IP) 1992-95
- 2. 373 Ben McDonald (308.2 IP) 1987-89
- 3. 326 Mike Sirotko (372 IP) 1990-93
- 4. 319 Paul Byrd (333.2 IP) 1989-91
- 5. 317 Stan Loewer (344 IP) 1984-87
- 6. 313 Mark Guthrie (319.1 IP) 1984-87
- Russell Springer (252 IP) 1987-89
- 8. 310 Randy Wiles (287 IP) 1970-73
- 9. 300 Bo Pettit (300.2 IP) 2000-03
- 10. 296 Chad Ogea (294.2 IP) 1989-91

STRIKEOUTS PER NINE INNINGS

Season

- 1. 14.33 Russell Springer (68 SO, 42.2 IP) 1987
- 2. 13.05 Eddie Yarnall (87 SO, 60 IP) 1995
- 3. 12.18 Randy Keisler (135 SO, 99.2 IP) 1998
- 4. 11.91 Ben McDonald (202 SO, 152.2 IP) 1989
- 5. 11.80 Russell Springer (156 SO, 119 IP) 1988
- 6. 11.66 Billy Sa03
- 7. 11.54 Scott Schultz (150 SO, 117 IP) 1995
- 8. 11.51 Randy Wiles (116 SO, 90.2 IP) 1972
- 9. 11.44 Doug Thompson (158 SO, 124.1 IP) 1997
- 10. 11.38 Randy Wiles (59 SO, 46.2 IP) 1973

Career

- 1. 11.88 Eddie Yarnall (260 SO, 197 IP) 1994-96
- 2. 11.18 Russell Springer (313 SO, 252 IP) 1987-89
- 3. 11.13 Kurt Ainsworth (171 SO, 138.1 IP) 1998-99
- 4. 11.00 Barry Manuel (165 SO, 135 IP) 1985-87
- 5. 10.87 Ben McDonald (373 SO, 308.2 IP) 1987-89
- 6. 10.64 Patrick Coogan (266 SO, 225 IP) 1995-97
- 7. 10.35 Doug Thompson (282 SO, 245.1 IP) 1997-98
- 8. 10.07 Jake Tompkins (171 SO, 152.2 IP) 2002-03
- 9. 10.01 Weylin Guidry (99 SO, 89 IP) 1999-2002
- 10. 9.72 Randy Wiles (310 SO, 287 IP) 1970-73

- INTRO
- THIS IS LSU
- PREVIEW
- TIGERS
- COACHES
- REVIEW
- HISTORY
- RECORDS**
- LSU

Bold Letters Indicate SEC Leaders

AT BATS

YEAR	NAME, POS.	AT BATS
1948	Bill Michaels, lf	96
1949	Lee Hedges, ss-of	66
1950	Luther Payer, 3b	65
1951	Bob Meador, lf	66
1952	Al Doggett, lf	75
	Jim Barton, cf	75
1953	Darryl Whitty, of	78
1954	Paul Zinser, 3b	94
1955	Darryl Whitty, cf-3b	99
1956	Ralph Richoux, c	81
1957	Redfield Bryan, ss	71
1958	Al White, 2b	98
	Redfield Bryan, lb	98
1959	Carey Guglielmo, ss	125
1960	Francis Genusa, ss	107
1961	John Bailey, cf	101
1962	Bobby Theriot, rf	101
1963	Bobby Cotton, rf	105
1964	Joe Moock, ss	94
1965	Harry Morel, 3b	80
1966	Jack Achord, 2b	81
1967	Irvin Felps, 3b	96
1968	Ron Hunt, ss	119
1969	Phil Lewis, 3b	126
1970	Mike Sonderegger, lf	136
1971	Mike Moock, 2b	141
1972	Steve Frank, of-lb	131
	Gerald Keigley, ss	131
1973	Mike Miley, ss	99
1974	Tony Troups, 3b	120
1975	Steve Frank, lb	184
1976	Larry Wright, cf	151
1977	Larry Wright, cf	155
1978	Mike Crosswell, ss-3b	154
1979	Duane Dewey, c	206
1980	Pete Almaguer, 2b-3b	146
1981	Chip Moses, 2b	198
1982	Chris Brant, ss	181
	Billy Wiesler, cf	181
1983	John Morse, lf	189
1984	Mark Howie, ss	189
1985	Marty Lanoux, 3b	216
1986	Jeff Reboulet, ss	254
1987	Jack Voigt, of	248
1988	Rich Vasquez, cf	214
1989	Wes Grisham, dh	291
1990	Wes Grisham, lf	278
1991	Tookie Johnson, 2b	283
1992	Andy Sheets, ss	265
1993	Todd Walker, 2b	276
1994	Todd Walker, 2b	257
1995	Jason Williams, ss	267
1996	Jason Williams, ss	268
1997	Brandon Larson, ss	289
1998	Blair Barbier, 2b	251
1999	Blair Barbier, 2b	263
2000	Mike Fontenot, 2b	292
2001	Wally Pontiff, 3b	268
2002	Sean Barker, rf	267
2003	Aaron Hill, ss	265
2004	Ryan Patterson, lf	293
2005	Nick Stavinocha, rf	257

RUNS

YEAR	NAME, POS.	RUNS
1948	Buddy Coleman, lf	19
1949	Bob Meador, of	14
1950	Sinclair Kours, lb	11
1951	Billy Hanna, ss	14
1952	Al Doggett, lf	17
	Jerry Marchand, c	17
1953	Irvin Delatte, lf	18
1954	Paul Zinser, 3b	15
1955	Tommy Virgetts, 2b	17
	Darryl Whitty, cf-3b	17
1956	Don Hover, of	15
1957	Al White, 2b	11
1958	Al White, 2b	28
1959	Ronnie Johnston, cf	33
1960	George Nattin, lf	30
1961	John Bailey, cf	21
1962	Tommy Demont, 3b	17
1963	Gene Achord, cf	23
1964	Pat Screen, lf	16
1965	Sterling Abernathy, cf	8
1966	Lyndon Morris, lb-2b	12
1967	Steve Ogin, lb-1b-p	19
1968	Ron Hunt, ss	17
1969	Craig Burns, cf	13
1970	Mike Moock, 2b	22
1971	Mike Sonderegger, lf	23
1972	Mike Miley, ss	27
1973	Mike Miley, ss	22
1974	Mike Miley, ss	19
1975	Steve Frank, lb	41
1976	Larry Wright, cf	27
	Tony Troups, ss	27
	Steve Bollman, 2b	27
1977	Steve Bollman, 2b	24
1978	Larry Wright, cf	23
1979	Bobby Mariano, 3b	39
1980	Chip Moses, ss	39
1981	Jeff Harrell, lf-lb	48
1982	Ken Mulshenock, dh	41
1983	John Morse, lf	38
	Mike Saab, rf	38
1984	Tim Schneider, 3b	43
1985	Jeff Reboulet, ss	58
1986	Jeff Reboulet, ss	63

	Albert Belle, of	63
	Jim Bowie, lb	63
1987	Jack Voigt, of	63
1988	Andy Galy, 2b	58
1989	Craig Cala, rf	71
1990	Tim Clark, rf	70
1991	Lyle Mouton, rf	78
1992	Todd Walker, 2b	72
1993	Todd Walker, 2b	77
1994	Todd Walker, 2b	85
1995	Warren Morris, 2b	70
1996	Nathan Dunn, 3b	90
1997	Brandon Larson, ss	82
	Eddy Furniss, lb	82
1998	Eddy Furniss, lb	85
1999	Blair Barbier, 3b	66
2000	Mike Fontenot, 2b	93
2001	Ryan Theriot, ss	67
2002	Matt Heath, lf	57
2003	Aaron Hill, ss	68
2004	J.C. Holt, cf	71
2005	Ryan Patterson, lf	74

HITS

YEAR	NAME, POS.	HITS
1948	Bill Michaels, lf	30
1949	Lee Hedges, ss-of	20
1950	Luther Payer, 3b	20
1951	Billy Hanna, ss	24
1952	Al Doggett, lf	22
1953	Jerry Marchand, c	26
1954	Roger Sigler, p-lf	21
1955	Roger Sigler, p-of	24
1956	Ralph Richoux, c	23
1957	Redfield Bryan, ss	17
1958	Al White, 2b	38
1959	Andy Bourgeois, 3b	35
1960	Frank Naff, lf	39
1961	John Bailey, cf	32
1962	Bobby Theriot, rf	30
1963	Bobby Cotten, cf	30
1964	Bob Stewart, lb	26
	Joe Moock, ss	26
1965	Harry Morel, 3b	22
1966	Bob Leake, ss-3b	22
	Jack Achord, 2b	22
1967	Tom Giles, c	28
1968	Ron Hunt, ss	34
1969	Phil Lewis, 3b	30
1970	Mike Moock, 2b	40
1971	Craig Burns, cf	42
1972	Mike Miley, ss	40
1973	Gerald Keigley, 3b	27
	Mike Miley, ss	27
1974	Randy Aldridge, lf	32
1975	Steve Frank, lb	67
1976	Larry Wright, cf	42
1977	Kenny Klug, 3b	38
1978	Tim Wadsworth, c-lb-dh	38
1979	Duane Dewey, c	64
1980	Chip Moses, ss	46
	Tony Lonero, c	46
1981	Chip Moses, 2b	70
1982	Ken Mulshenock, dh	37
	Chris Brandt, ss	37
1983	John Morse, lf	67
1984	Tim Sossamon, rf	58
1985	Marty Lanoux, 3b	76
1986	Jim Bowie, lb	88
1987	Craig Faulkner, c	82
1988	Rich Vasquez, cf	68
1989	Wes Grisham, dh	106
1990	Wes Grisham, lf	100
1991	Lyle Mouton, rf	88
1992	Todd Walker, 2b	100
1993	Todd Walker, 2b	109
1994	Todd Walker, 2b	101
1995	Warren Morris, 2b	93
1996	Nathan Dunn, 3b	92
1997	Brandon Larson, ss	110
1998	Eddy Furniss, lb	95
1999	Jeff Leumont, lb	88
2000	Brad Cresse, c	106
2001	Ryan Theriot, ss	94
2002	Sean Barker, rf	102
2003	Aaron Hill, ss	95
2004	J.C. Holt, cf	106
2005	Nick Stavinocha, rf	95

DOUBLES

YEAR	NAME, POS.	DOUBLES
1948	Gene Murphy, c	2
	Jim Lindsey, lb	2
1949	Lee Hedges, ss-of	2
1950	Bob Meador, of	2
1951	Gene Murphy, c	7
1952	Al Doggett, lf	3
1953	Al Doggett, of	4
1954	Irvin Delatte, lb	4
1955	Irvin Delatte, lb	4
1956	Don Hover, of	4
1957	Al White, 2b	4
1958	Ronnie Johnston, cf	5
1959	Ronnie Johnston, cf	6
1960	Billy Barfield, cf	7
1961	Hadley Smith, lf	5
1962	Bobby Theriot, lf	5
1963	Gene Achord, cf	6
	Bobby Cotten, rf	6
1964	Harry Morel, 3b	5
1965	Six Players	2
1966	Lyndon Morris, lf-2b	6
1967	Steve Ogin, lb-1b-p	9

1968	Bob Leake, rf	8
1969	Tom Giles, c	6
1970	Bill Bright, rf	7
1971	Craig Burns, cf	7
	Mike Sonderegger, lf	7
1972	Gerald Keigley, ss	9
1973	Steve Frank, of-lb	7
1974	Mike Miley, ss	6
1975	Wally McMakin, 3b	10
1976	Larry Wright, cf	10
	Tony Troups, ss	10
1977	Larry Wright, cf	7
	Kevin Neromi, rf	7
1978	Tim Wadsworth, c-lb-dh	8
1979	Pete Almaguer, 2b	14
1980	Tony Lonero, c	12
1981	Andy Petrone, 3b	12
1982	Chris Brant, ss	13
	Tony Lonero, c	12
1983	John Morse, lf	14
1984	Tim Schneider, 3b	17
1985	Tim Sossamon	15
1986	Jeff Yurtin, 3b	24
1987	Craig Faulkner, c	19
1988	Craig Cala, rf	14
	Adam Terris, lb	14
1989	Wes Grisham, dh	26
1990	Rich Cordani, 3b	23
	Keith Osik, c	23
1991	Johnny Tellechea, lb	23
1992	Todd Walker, 2b	21
1993	Harry Berrios, rf	22
1994	Russ Johnson, ss	26
1995	Chad Cooley, lf	24
1996	Eddy Furniss, lb	21
1997	Eddy Furniss, lb	25
1998	Eddy Furniss, lb	27
1999	Jeremy Witten, of	18
2000	Brad Hawpe, lb #	36
2001	Bryan Moore, lb	25
2002	Wally Pontiff, 3b	20
2003	Aaron Hill, ss	27
2004	Ryan Patterson, lf	23
2005	Nick Stavinocha, rf	23
	Ryan Patterson, lf	23

TRIPLES

YEAR	NAME, POS.	TRIPLES
1948	NA	
1949	Bob Meador, of	2
	Jim Lindsey, lb	2
1950	NA	
1951	Bob Meador, lf	3
1952	Jim Barton, cf	4
1953	Jerry Marchand, c-of	5
1954	Roger Sigler, p-lf	8
1955	Leonard Drude, p-rf	2
	John Pettis, c	2
	Dan Stovall, lf-1b	2
1956	Ralph Richoux, c	2
	Gerald Hare, 2b	2
	Don Hover, of	2
1957	Ralph Richoux, c	2
	Ronnie Johnston, lb	2
1958	Bob Loftin, p-of	5
1959	Frank Naff, rf	3
1960	Carey Guglielmo, rf	3
1961	John Bailey, cf	3
1962	Lynn Amedee, p-lf	2
	Tommy Demont, 3b	2
1963	Harry Morel, 3b	1
	Bobby Cotten, rf	1
	Gene Achord, cf	1
1964	Don Chatelein, lf	1
	Bobby Morel, 3b	1
	Bill Tripplett, rf	1
1965	Harry Morel, 3b	3
	Billy Ezell, lf	3
1966	Six Players	1
1967	Tom Giles, c	3
1968	Tom Henner, lb	1
	Don Barteet, cf	1
1969	Mike Moock, 2b	3
1970	Bill Bright, rf	5
1971	Steve Collins, lb	3
1972	Mike Sonderegger, lf	3
1973	Mike Miley, ss	2
	Robert Woodward, of-p	2
1974	Randy Aldridge, lf	4
	Steve Spitz, 2b	4
	Mike Miley, ss	4
1975	Wally McMakin, 3b	4
	Tony Troups, ss	4
1976	Tony Troups, ss	4
1977	Four Players	1
1978	Five Players	1
1979	Jeff Harrell	5
1980	Mike Saab, rf	4
1981	Chip Moses, 2b	5
1982	John Morse, lf	5
1983	Mark Howie, ss	7
1984	Manny Mantrana, 2b	6
1985	Tim Sossamon, rf	3
	Albert Belle, cf	3
1986	Jeff Yurtin, 3b	5
	Albert Belle, of	5
1987	Albert Belle, of	3
	Rich Vasquez, 3b	3
	Jack Voigt, of	3
1988	Craig Cala, rf	3
	Tookie Johnson, 3b	3
1989	Wes Grisham, dh	6
1990	Rich Cordani, 3b	6

1991	Andy Sheets, ss	4
1992	Three players	3
1993	Todd Walker, 2b	11
1994	Russ Johnson, ss	4
1995	Mike Klostermeyer, lb	6
1996	Nathan Dunn, 3b	4
1997	Trey McClure, 3b	3
1998	Eddy Furniss, lb	3
1999	Jeff Leumont, lb	3
	Jeremy Witten, of	3
	Ryan Theriot, 2b	3
2000	Mike Fontenot, 2b	3
	Ryan Theriot, ss	3
	Ray Wright, rf	3
2001	Ryan Theriot, ss	3
2002	J.C. Holt, 2b	6
2003	Ivan Naccarata, 3b	5
2004	Blake Gill, ss	4
2005	Ryan Patterson, lf	2
	Derek Hebert, ss	2
	Bruce Sprowl, cf	2

HOME RUNS

YEAR	NAME, POS.	HR
1948	NA	
1949	Lee Hedges, ss-of	1
	Bill Michaels, 3b	1
1950	NA	
1951	Bob Meador, lf	1
	Jim Lindsey, lb	1
	Jim Barton, lb	1
1952	Al Doggett, lf	2
	Jim Barton, cf	2
1953	Tommy Howard, 3b	3
1954	Irvin Delatte, lb	1
	Paul Zinser, 3b	1
1955	Roger Sigler, of-p	3
1956	Roger Sigler, p-lb	1
1957	Ralph Richoux, c	1
	Roger Sigler, p-rf	1
</		

RUNS BATTED IN

YEAR	NAME, POS.	RBI
1948	Bill Michaelis, if	21
1949	Lee Hedges, ss-of	13
1950	NA	
1951	NA	
1952	Jerry Marchand, c	15
1953	Tommy Howard, 3b	17
1954	Irv Delatte, lb	21
1955	Roger Sigler, p-of	23
1956	Roger Sigler, p-of	12
	Gerald Hare, 2b	7
1957	Roger Sigler, p-rf	12
1958	Andy Bourgeois, 3b	21
1959	Andy Bourgeois, 3b	28
1960	Bruce Turner, 2b	16
1961	Hadley Smith, lf	17
1962	Gene Achord, cf	23
1963	Gene Achord, cf	24
1964	Bob Stewart, lb	16
1965	Joe Mook, ss	14
	Ralph Richoux, c	11
1966	Bob Leake, ss-3b	14
	Jack Achord, 2b	11
	Tom Giles, c	23
1968	Bob Leake, rf	21
1969	Craig Burns, cf	18
1970	Bill Bright, rf	25
1971	Craig Burns, cf	28
1972	Mike Miley, ss	31
1973	Gerald Keigley, 3b	24
1974	Randy Aldridge, lf	22
1975	Steve Frank, lb	39
1976	Vaughan Meiners, lb	24
1977	Joey Thibodeaux, c	23
1978	Tim Wadsworth, c-lb-dh	27
1979	Pete Almaguer, 2b	38
1980	Randy Olsen, lf-lb	23
1981	Bill Freidhof, lb	43
1982	Bill Freidhof, lb	43
1983	Mark Cooper, c	46
1984	John Dixon, lb	39
1985	Tim Sossamon, rf	50
1986	Albert Belle, of	66
1987	Craig Faulkner, c	69
1988	Craig Cala, rf	75
1989	Wes Grisham, dh	85
1990	Wes Grisham, lf	72
1991	Gary Hymel, c	79
1992	Todd Walker, 2b	76
1993	Todd Walker, 2b*	102
1994	Russ Johnson, ss	74
1995	Mike Klostermeyer, lb	62
1996	Eddy Furniss, lb*	103
1997	Brandon Larson, ss	118
1998	Brad Cresse, c	90
1999	Jeff Leamont, lb	82
2000	Brad Cresse, c*	106
2001	Todd Linden, of	76
2002	Sean Barker, rf	62
2003	Aaron Hill, ss	67
2004	Ryan Patterson, lf	67
2005	Nick Stavinocha, rf	65

BATTING AVERAGE

YEAR	NAME, POS.	AVG.
1948	NA	
1949	Lee Hedges, ss-of	.303
1950	Sinclair Kouns, lb	.306
1951	Gene Murphy, c	.390
1952	Jerry Marchand, c	.313
1953	Jerry Marchand, c-of	.371
1954	Roger Sigler, p-lf	.356
1955	Roger Sigler, p-of	.270
1956	Roger Sigler, p-lb	.318
1957	Ralph Richoux, c	.308
1958	Al White, 2b	.388
1959	Andy Bourgeois, 3b	.310
1960	Carey Guglielmo, rf	.295
1961	Hadley Smith, lf	.333
1962	Jimmy Field, lf	.356
1963	Harry Morel, 3b	.308
1964	Bob Stewart, lb	.302
1965	Harry Morel, 3b	.275
1966	Terry Smith, lb	.305
1967	Tom Giles, c	.329
1968	Bob Leake, rf	.323
1969	Phil Lewis, 3b	.238
1970	Bill Bright, rf	.303
1971	Mike Nunally, rf	.395
1972	Mike Miley, ss	.333
1973	Gerald Keigley, 3b	.325
1974	Randy Aldridge, lf	.308
1975	Steve Frank, lb	.337
1976	Tony Toups, ss	.324
1977	Kenny Klug, 3b	.311
1978	Tim Wadsworth, c-lb-dh	.350
1979	Bobby Mariano, 3b	.368
1980	Chip Moses, ss	.326
1981	Andy Petrone, 3b	.362
1982	Ken Mulshenock, dh	.325
1983	Mark Cooper, c	.377
1984	Mark Cooper, c	.326
1985	Marty Lanoux, 3b	.352
1986	Jeff Yurtin, 3b	.361
	Jim Bowie, lb	.361
1987	Albert Belle, of	.349
1988	Craig Cala, rf	.323
1989	Wes Grisham, dh	.364
1990	Wes Grisham, lf	.360
1991	Lyle Mouton, rf	.355
1992	Todd Walker, 2b	.400

1993	Todd Walker, 2b	.395
1994	Russ Johnson, ss	.410
1995	Warren Morris, 2b	.369
1996	Eddy Furniss, lb	.374
1997	Brandon Larson, ss	.381
1998	Eddy Furniss, lb	.403
1999	Jeff Leamont, lb	.342
2000	Brad Cresse, c	.388
2001	Bryan Moore, lb	.373
2002	Sean Barker, rf	.382
2003	Aaron Hill, ss	.358
2004	J.C. Holt, cf	.393
2005	Nick Stavinocha, rf	.370

STOLEN BASES

YEAR	NAME, POS.	SB
1948	NA	
1949	Bob Meador, of	9
1950	NA	
1951	NA	
1952	NA	
1953	Irvn Delatte, lb	4
1954	Dick McMurray, rf	3
	Paul Zinsler, cf	4
1955	Roger Sigler, p-of	3
1956	Ed Blanchard, ss	4
1957	Redfield Bryan, ss	4
1958	Redfield Bryan, lb	19
1959	Ronnie Johnston, cf	10
1960	Carey Guglielmo, of	13
1961	Larry Edmonson, 2b	8
1962	Larry Edmonson, 2b	7
1963	Bobby Cotten, rf	5
	Bobby Theriot, lb	7
1964	Pat Screen, lf	6
1965	NA	
1966	Lyndon Morris, lf-2b	8
1967	Lyndon Morris, ss-lf	4
1968	Steve Ogin, lf	5
1969	Craig Burns, cf	8
1970	Mike Sonderegger, lf	9
1971	Craig Burns, cf	14
1972	Mike Sonderegger, lf	19
1973	Mike Sonderegger, of	11
1974	Tony Toups, 3b	11
1975	Larry Wright, of	25
1976	Larry Wright, of	20
1977	Larry Wright, cf	8
1978	Larry Wright, cf	14
1979	Sherman Trimm, cf	20
1980	Chip Moses, ss	12
1981	Chip Moses, 2b	15
1982	John Morse, lf	13
1983	Mike Saab, rf	19
1984	Manny Mantrana, 2b	17
1985	Jeff Reboulet, ss	34
1986	Rob Hartwig, of	31
1987	Rob Hartwig, of	42
1988	Andy Galy, 2b	15
1989	Ron Lim, cf	33
1990	Ron Lim, cf	24
	Scott Bethea, ss	24
1991	Lyle Mouton, rf	20
1992	Harry Berrios, rf	22
1993	Harry Berrios, rf	21
1994	Russ Johnson, ss	26
1995	Warren Morris, 2b	18
1996	Mike Koerner, cf	24
1997	Mike Koerner, cf	17
1998	Josh Dalton, ss	28
1999	Josh Dalton, ss	24
2000	Jeremy Witten, lf	24
2001	Ryan Theriot, ss	17
2002	Sean Barker, rf	24
2003	J.C. Holt, cf	16
2004	J.C. Holt, cf	21
2005	Blake Gill, dh	8

STRIKEOUTS PITCHED

YEAR	NAME	SO
1948	Dick Thompson	53
1949	Dick Thompson	53
1950	NA	
1951	NA	
1952	Benny McArdle	44
1953	Bill Lee Jr.	64
1954	Bill Lee Jr.	42
1955	Bill Lee Jr.	24
1956	Roger Sigler	28
1957	Roger Sigler	44
1958	Bob Loftin	37
1959	Butch Mixon	82
1960	Butch Mixon	61
1961	Allen Smith	75
1962	Fred Southerland	64
1963	Steve George	50
1964	Steve George	56
1965	Van Quigley	54
1966	Bruce Baudier	53
1967	Bruce Baudier	65
1968	Dick Hicks	62
1969	Mike Lee	35
	Al Hoaglund	35
1970	Randy Wiles	70
1971	Randy Wiles	65
1972	Randy Wiles	116
1973	Randy Wiles	59
1974	Tom Charpentier	40
1975	Paul Stefan	79
1976	Paul Stefan	83
1977	Paul Stefan	51
1978	Mike Lloyd	32
1979	Mike Alvarez	43

1980	Don Schneider	48
1981	Billy Donathan	38
1982	Billy Donathan	64
1983	Cal Santarelli	91
1984	Robbie Smith	87
1985	Eric Hetzel	99
1986	Mark Guthrie	122
1987	Gregg Patterson	109
1988	Russ Springer	156
1989	Ben McDonald	202
1990	Paul Byrd	130
1991	Chad Ogea	140
1992	Lloyd Peever	116
1993	Mike Sirotko	105
1994	Scott Schultz	131
1995	Scott Schultz	150
1996	Eddie Yarnall	156
1997	Doug Thompson	158
1998	Randy Keisler	135
1999	Kurt Ainsworth	157
2000	Brian Tallet	134
2001	Lane Mestepey	79
2002	Bo Pettit	121
2003	Bo Pettit	99
2004	Justin Meier	75
2005	Greg Smith	82

EARNED RUN AVERAGE

YEAR	NAME	ERA
1952	Benny McArdle	2.31
1953	Benny McArdle	2.89
1954	Tom Barfield	1.33
1955	Leonard Drude	4.25
1956	Roger Sigler	1.74
1957	Jim Burt	2.33
1958	Fred Falkenheiner	2.40
1959	Bob Flowers	3.00
1960	Bob Flowers	1.90
1961	Allen Smith	1.34
1962	Allen Smith	1.93
1963	Wiley Dial	2.23
1964	Steve George	2.32
1965	Van Quigley	3.52
1966	Bruce Baudier	1.10
1967	Bruce Baudier	2.11
1968	Mike Tullier	1.35
1969	Craig Pemberton	2.59
1970	Rick Farizo	0.21
1971	Craig Pemberton	2.12
1972	Randy Wiles	1.79
1973	Pat Mook	2.71
1974	Tom Charpentier	2.50
1975	Guy Hollingsworth	1.83
1976	Paul Stefan	1.94
1977	Randy Olsen	3.37
1978	Mike Lloyd	2.13
1979	Kevin Karcher	2.36
1980	Don Schneider	1.38
1981	Mike Murdock	3.73
1982	Billy Donathan	3.40
1983	Cal Santarelli	2.74
1984	Mark Guthrie	2.00
1985	Mark Guthrie	3.39
1986	Barry Manuel	2.37
1987	Gregg Patterson	1.84
1988	Ben McDonald	2.65
1989	Curtis Leskanic	3.19
1990	John O'Donoghue	2.88
1991	Mike Sirotko	2.80
1992	Lloyd Peever	1.98
1993	Brett Laxton	1.98
1994	Bhrett McCabe	2.84
1995	Scott Schultz	3.46
1996	Eddie Yarnall	2.38
1997	Chris Demouich	3.63
1998	Doug Thompson	4.24
1999	Kurt Ainsworth	3.45
2000	Brian Tallet	3.52
2001	Lane Mestepey	3.75
2002	Lane Mestepey	2.59
2003	Justin Meier	2.83
2004	Clay Dirks	3.43
2005	Jason Determann	2.30

INNINGS PITCHED

YEAR	NAME	IP
1948	Dick Thompson	72.2
1949	Dick Thompson	58.2
1950	NA	
1951	NA	
1952	Bud McDonald	41.2
1953	Benny McArdle	78
1954	Benny McArdle	56
1955	Roger Sigler	33
1956	Leonard Drude	72
1957	Roger Sigler	83.1
1958	Leonard Drude	47
1959	Bob Loftin	58.2
1960	Butch Mixon	69
1961	Allen Smith	70.1
1962	Allen Smith	88
1963	Allen Smith	79
1964	Steve George	68.2
1965	Van Quigley	69.2
1966	Van Quigley	55.2
1967	Bruce Baudier	72.2
1968	Dick Hicks	74.1
1969	Dale Burch	59.1
1970	Randy Wiles	79.1
1971	Louis Farmer	81.1
1972	Randy Wiles	90.2

1973	Pat Mook	66.1
1974	Pat Mook	56.2
1975	Pat Mook	96.2
1976	Paul Stefan	97.1
1977	Paul Stefan	94.2
1978	Jim Uremovich	76.1
1979	Mike Alvarez	84.1
1980	Mike Alvarez	70
1981	Mike Murdock	67.2
1982	Billy Donathan	65
1983	Cal Santarelli	82
1984	Robbie Smith	105
1985	Eric Hetzel	105
1986	Stan Loewer	123.2
1987	Gregg Patterson	122
1988	Russell Springer	119
1989	Ben McDonald	152.1
1990	Paul Byrd	140.2
1991	Chad Ogea	131.1
1992	Lloyd Peever	104.2
1993	Mike Sirotko	145
1994	Scott Schultz	118.2
1995	Scott Schultz	117
1996	Eddie Yarnall	124.2
1997	Patrick Coogan	125
1998	Doug Thompson	121
1999	Kurt Ainsworth	130.1
2000	Brian Tallet	143.1
2001	Lane Mestepey	139.1
2002	Lane Mestepey	142.1
2003	Nate Burnstead	110
2004	Justin Meier	100.2
2005	Greg Smith	104

PITCHING VICTORIES

YEAR	NAME	WINS
1948	Dick Thompson	2
	Julius Benschel	2
1949	Bud McDonald	2
	Dick Thompson	2
1950	NA	
1951	Benny McArdle	3
	Bud McDonald	3
1952	Benny McArdle	7

INTRO

THIS IS LSU

PREVIEW

TIGERS

COACHES

REVIEW

HISTORY

RECORDS

LSU



First Baseman Eddy Furniss
(1995-98)



Shortstop Jason Williams
(1993-96)



Shortstop Brandon Larson
(1997)

Batting

MOST GAMES

Season: 73 by Johnny Tellechea, Andy Sheets, Tookie Johnson (1991); by Wes Grisham, Tim Clark, Scott Bethea (1990)

Career: 266 by Jason Williams (1993-96)

MOST AT BATS

Game: 8 by Jim Hathorne and Duane Dewey vs. Tulane (4-5-79)

Season: 293 by Ryan Patterson (2004)

Career: 1019 by Jason Williams (1993-96)

MOST RUNS SCORED

Game: 5 by eight players; most recently by Brad Cresse vs. UL-Monroe (5-27-00)

Season: 95 by Nathan Dunn (1996)

Career: 270 by Jason Williams (1993-96)

MOST HITS

Game: 5 by Randy Olson vs. So. Miss. (4-1-79); by Albert Belle vs. Louisiana College (2-18-87); by Rich Vasquez vs. McNeese State (2-22-87); by Craig Faulkner vs. Oral Roberts (3-21-87); by Wes Grisham vs. Southern (2-28-89) and vs. Miss. State (4-16-89); by Keith Osik vs. La. Tech (5-19-89); by Rich Cordani vs. Southern (3-6-90); by Ron Lim vs. Evansville (3-14-90); by Johnny Tellechea at Nevada-Las Vegas (3-9-91); by Lyle Mouton at Louisiana Tech (4-10-91); by Andy Sheets vs. Louisiana College (3-14-92); by Russ Johnson vs. Florida (4-11-93); by Jason Williams vs. Arkansas (4-23-94); by Mike Koerner at South Carolina (4-5-96); by Mike Koerner vs. Va. Commonwealth (3-1-97); by Blair Barbier vs. Southern (3-4-98); by Eddy Furniss at Auburn (3-13-98); by Eric Hendrickson vs. Ohio (3-5-99); by Blair Barbier at Georgia (5-8-99); by Brad Cresse vs. Tulane (3-1-00); by Mike Fontenot at Central Florida (3-4-00); by Blair Barbier at SE Louisiana (3-14-00); by Brad Cresse at Auburn (3-31-00); by Bryan Moore at Arizona State (3-3-01); by Bryan Moore vs. Vanderbilt (4-22-01); by Matt Heath at Tennessee (5-4-02); by Aaron Hill vs. South Carolina (4-5-03); by Jon Zeringue vs. Vanderbilt (5-15-04); by Ryan Patterson vs. Tennessee (5-14-05)

Season: 110 by Brandon Larson (1997)

Career: 352 by Eddy Furniss (1995-98)

MOST SINGLES

Game: 5 by Craig Faulkner vs. Oral Roberts (3-21-87)

Season: 78 by Sean Barker (2002); by J.C. Holt (2004)

Career: 238 by Jason Williams (1993-96)

MOST DOUBLES

Game: 3 on 18 occasions; most recently by Nick Stavinoha vs. Southern Miss (6-5-04)

Season: 36 by Brad Hawpe (2000)

Career: 87 by Eddy Furniss (1995-98)

MOST TRIPLES

Game: 2 by nine players; most recently by Jeff Leaumont vs. Kentucky (5-16-99)

Season: 11 by Todd Walker (1993)

Career: 15 by Todd Walker (1992-94)

MOST HOME RUNS

Game: 3 by Mark Cooper vs. Ole Miss (4-9-83); by Eddy Furniss at Arkansas (4-21-95); by Eddy Furniss vs. Georgia (3-17-96); by Brandon Larson vs. Duke (2-23-97); by Brandon Larson at La. Tech (3-25-97); by Eddy Furniss at Auburn (3-13-98); by Eric Hendrickson vs. Ohio (3-5-99); by Brad Cresse vs. UL-Monroe (5-27-00); by Zeph Zinsman vs. Duquesne (2-23-01)

Season: 40 by Brandon Larson (1997)

Career: 80 by Eddy Furniss (1995-98)

MOST RUNS BATTED IN

Game: 9 by Eric Hendrickson vs. Ohio (3-5-99)

Season: 118 by Brandon Larson (1997)

Career: 308 by Eddy Furniss (1995-98)

MOST TOTAL BASES

Game: 16 by Eddy Furniss at Auburn (3-13-98)

Season: 250 by Brandon Larson (1997)

Career: 689 by Eddy Furniss (1995-98)

HIGHEST SLUGGING PERCENTAGE

Season: .898 by Eddy Furniss (1998)

Career: .727 by Eddy Furniss (1995-98)

MOST SACRIFICE FLIES

Game: 2 on several occasions; most recently by Blake Gill vs. UAB (3-4-05)

Season: 10 by Wes Grisham (1990)

Career: 18 by Blair Barbier (1997-2000); by Wally Pontiff (2000-02)

MOST SACRIFICE BUNTS

Game: 2 on several occasions; most recently by Jordan Mayer at Nicholls State (4-5-05)

Season: 11 by Dave Cunningham (1987); by Josh Dalton (1999)

Career: 19 by Mike Sonderegger (1970-73)

MOST WALKS

Game: 4 on several occasions; most recently by Matt Heath vs. South Carolina (5-23-02)

Season: 77 by Andy Galy (1987)

Career: 191 by Eddy Furniss (1995-98)

MOST STRIKEOUTS

Game: 5 by Tim Lanier at Nicholls State (4-26-94); by Casey Cuntz vs. South Carolina (4-5-97)

Season: 73 by Gary Hymel (1991)

Career: 213 by Brad Cresse (1997-2000)

MOST STOLEN BASES

Game: 4 by Wally McMakin vs. Michigan State (3-21-75)

Season: 42 by Rob Hartwig (1987)

Career: 73 by Rob Hartwig (1986-87)

HIGHEST BATTING AVERAGE

(Minimum of two at bats per team game)

Season: .410 by Russ Johnson (1994)

Career: .396 by Todd Walker (1992-94)

INTRO
THIS IS LSU
PREVIEW
TIGERS
COACHES
REVIEW
HISTORY
RECORDS
LSU

Pitching

MOST INNINGS PITCHED

Game: 10.2 by Russell Springer vs. Kentucky (3-20-88)
 Season: 152.1 by Ben McDonald (1989)
 Career: 480 by Lane Mestepey (2001-05)

MOST APPEARANCES

Season: 41 by Barry Manuel (1986);
 by Rick Greene (1991)
 Career: 108 by Mark LaRosa (1988-91)

MOST STRIKEOUTS

Game: 17 by Scott Schultz vs. Maine (3-10-95)
 Season: 202 by Ben McDonald (1989)
 Career: 409 by Scott Schultz (1992-95)

MOST WALKS

Game: 11 by Eddie Olsen vs. Ole Miss (3-20-77); by
 John Chadwick vs. Miss. State (4-4-66)
 Season: 79 by Dan Kite (1988)
 Career: 183 by Dan Kite (1986-88)

MOST HITS ALLOWED

Game: 15 by Scott Schultz at
 Auburn (5-6-94)
 Season: 158 by Lane Mestepey (2001)
 Career: 535 by Lane Mestepey (2001-05)

MOST WILD PITCHES

Game: 6 by Scott Schultz vs. Alabama (4-28-95)
 Season: 20 by Kurt Ainsworth (1999)
 Career: 45 by Scott Schultz (1992-95)

MOST STARTS

Season: 22 by Ben McDonald (1988);
 by Mark Guthrie (1986)
 Career: 68 by Lane Mestepey (2001-05)

MOST SHUTOUTS

Season: 3 by Randy Wiles (1970); by Ben McDonald
 (1989); by Brian Tallet (2000)
 Career: 7 by Randy Wiles (1970-73)

MOST COMPLETE GAMES

Season: 10 by Mike Sirotko (1993); by Ben McDonald
 (1988); by Paul Stefan (1976)
 Career: 27 by Pat Moock (1972-75)

LOWEST EARNED RUN AVERAGE

Season: 0.21 by Rick Farizo (1970)
 Career: 1.70 by Bruce Baudier (1966-67)

HIGHEST WON-LOST PERCENTAGE

Season: 1.000 by Lloyd Peever (14-0, 1992)
 Career: .880 by Patrick Coogan (22-3, 1995-97)

MOST WINS

Season: 17 by Paul Byrd (17-6, 1990)
 Career: 38 by Scott Schultz (38-12, 1992-95)

MOST LOSSES

Season: 8 by Mark Guthrie (6-8, 1985);
 by Lane Mestepey (7-8, 2005)
 Career: 20 by Lane Mestepey (36-20, 2001-05)

MOST SAVES

Season: 14 by Rick Greene (1991)
 Career: 29 by Rick Greene (1990-92)

FEWEST HITS ALLOWED

(Per Nine Innings)
 Season: 4.07 by Fred Southerland
 (25 hits in 55.1 IP, 1962)
 Career: 5.33 by Barry Manuel
 (80 hits in 135 IP, 1985-87)

FEWEST WALKS ALLOWED

(Per Nine Innings)
 Season: 1.08 by Lane Mestepey
 (17 walks in 142.1 IP, 2002)
 Career: 1.69 by Jason Determann
 (40 walks in 213 IP, 2002-05)

MOST STRIKEOUTS

(Per Nine Innings)
 Season: 14.33 by Russell Springer (68 Ks in 42.2 IP, 1987)
 Career: 11.88 by Eddie Yarnall (260 Ks in
 197 IP, 1994-96)

MOST RUNS ALLOWED

Game: 15 by Chuck Voorhies vs.
 Michigan St. (3-22-75)
 Season: 77 by Lane Mestepey (2001)
 Career: 249 by Lane Mestepey (2001-05)

MOST EARNED RUNS ALLOWED

Game: 11 by Ben McDonald vs. Texas (6-8-89)
 Season: 68 by Brandon Bowe (1999);
 by Bo Pettit (2003)
 Career: 192 by Lane Mestepey (2001-05)

MOST PICKOFFS

Season: 19 by John O'Donoghue (1990)

Fielding

MOST PUT OUTS

Game: 21 by Tim Lanier at Florida (3-22-96)
 Season: 633 by Kenny Jackson (1993)
 Career: 1598 by Eddy Furniss (1995-98)

MOST ASSISTS

Game: 10 by Mark Howie vs. Florida State
 (3-29-83); by Jason Williams vs.
 Georgia Tech (5-26-96); by Mike
 Fontenot vs Texas (6-10-00)
 Season: 246 by Ryan Theriot (2001)
 Career: 625 by Jason Williams (1993-96);
 by Ryan Theriot (1999-2001)

MOST ERRORS


Game: 4 on four occasions; most recently
 by Michael Hollander vs. New Orleans (3-29-05)
 Season: 33 by Keith Osik (1989)
 Career: 74 by Mike Crosswell (1975-78)



Pitcher Randy Wiles
(1970-73)



Pitcher Scott Schultz
(1992-95)



Pitcher Russ Springer
(1987-89)

- INTRO
- THIS IS LSU
- PREVIEW
- TIGERS
- COACHES
- REVIEW
- HISTORY
- RECORDS**
- LSU



Pitcher Rick Farizo
(1968-71)



Head Coach Jim Smith
(1966-1978)



Catcher Rob Leary
(1985-86)

Batting

MOST AT BATS

Game: 58 at Florida (3-22-96)
Season: 2,542 (2000)

MOST RUNS SCORED

Inning: 18 vs. Georgia Tech
(7th inning, 5-26-96)
Game: 29 vs. Georgia Tech (5-26-96)
Season: 673 (1997)

MOST HITS

Game: 27 vs. Evansville (3-14-90)
Season: 864 (2000)

MOST SINGLES

Game: 19 at Miss. State (5-19-95)
Season: 558 (2000)

MOST DOUBLES

Game: 10 vs. Arkansas (3-22-98)
Season: 194 (2000)

MOST TRIPLES

Game: 3 on 12 occasions; most recently vs.
New Orleans (3-29-05)
Season: 37 (1993)

MOST HOME RUNS

Game: 8 vs. Southern California (5-30-98)
Season: 188 (1997)

MOST RUNS BATTED IN

Game: 28 vs. Georgia Tech (5-26-96)
Season: 632 (1997)

MOST TOTAL BASES

Game: 54 at Louisiana College (3-14-92)
Season: 1,523 (1997)

HIGHEST SLUGGING PERCENTAGE

Game: 1.058 at Louisiana College (3-14-92)
Season: .607 (1997)

MOST SACRIFICE FLIES

Game: 4 on two occasions,
most recently at Southern (4-20-04)
Season: 48 (1996)

MOST SACRIFICE BUNTS

Game: 4 on three occasions, most recently vs.
Birmingham-Southern (2-9-02)
Season: 35 (1975)

MOST WALKS

Game: 16 vs. Mercer (2-18-89);
vs. Mercer (2-19-89); vs. Florida (3-2-91)
Season: 444 (1989)

MOST STRIKEOUTS

Game: 21 vs. Tulane (11 innings, 4-30-65)
Season: 585 (1997)

MOST STOLEN BASES

Game: 10 vs. Michigan St. (3-21-75)
Season: 156 (1987)

MOST LEFT ON BASE

Game: 22 vs. Tulane (14 innings, 4-5-79)
Season: 613 (2000)

BATTING AVERAGE

High: .340 (2000)
Low: .210 (1969)

HITS PER GAME

High: 12.52 (2000)
Low: 6.06 (1969)

RUNS PER GAME

High: 9.67 (1996)
Low: 2.83 (1969)

WALKS PER GAME

High: 6.17 (1989)
Low: 2.79 (1965)

STRIKEOUTS PER GAME

High: 8.37 (1998)
Low: 3.81 (1981)

Fielding

MOST PUT OUTS

Game: 48 vs. South Alabama (16 innings, 4-10-72)
Season: 1,891 (1990)

MOST ASSISTS

Game: 22 vs. Auburn (14 innings, 5-5-85)
Season: 830 (1993)

MOST ERRORS

Game: 8 vs. Auburn (3-4-84)
Season: 125 (1993)

MOST DOUBLE PLAYS

Game: 5 vs. Georgia (4-13-02); vs.
Mississippi State (3-26-04)
Season: 73 (2002)

MOST TRIPLE PLAYS

Game: 1 vs. New Orleans (4-28-81); vs. Oklahoma (5-
23-97); vs. Ole Miss (3-28-99)
Season: 1 (1981, 1997, 1999)

INTRO
THIS IS LSU
PREVIEW
TIGERS
COACHES
REVIEW
HISTORY
RECORDS
LSU

Pitching

MOST INNINGS PITCHED

Game: 16 vs. South Alabama (4-10-72)
 Season: 630.1 (1990)

MOST STRIKEOUTS

Game: 20 at Florida (16 innings, 3-22-96)
 Season: 682 (1997)

MOST WALKS

Game: 16 vs. Tulane (3-10-83)
 Season: 292 (1988)

MOST RUNS ALLOWED

Inning: 12 vs. Miss. St. (3rd inning, 4-10-78)
 Game: 28 at Alabama (5-10-97)
 Season: 402 (1999)

MOST EARNED RUNS ALLOWED

Game: 22 at Alabama (5-10-97)
 Season: 329 (1999)

MOST HITS ALLOWED

Game: 28 at Alabama (5-10-97)
 Season: 661 (2000)

MOST WILD PITCHES

Game: 6 vs. Alabama (4-28-95)
 Season: 69 (1999)

MOST APPEARANCES

Game: 8 vs. TCU (3-19-94); vs. Ole Miss (4-14-01)
 Season: 233 (1997)

SAVES

High: 20 (1989)
 Low: 0 (1976)

COMPLETE GAMES

High: 25 (1979, 1968)
 Low: 4 (2000)

EARNED RUN AVERAGE

High: 6.08 (1981)
 Low: 1.75 (1968)

STRIKEOUTS PER GAME

High: 9.74 (1997)
 Low: 3.78 (1978)

WALKS PER GAME

High: 5.22 (1982)
 Low: 2.51 (2004)

HITS ALLOWED PER GAME

High: 9.86 (1999)
 Low: 4.79 (1968)

RUNS ALLOWED PER GAME

High: 6.92 (1981)
 Low: 1.91 (1968)

Season

GAMES PLAYED

High: 73 (1990, 1991)
 Low: 19 (1965)

GAMES WON

High: 57 (1997)
 Low: 6 (1965)

GAMES LOST

High: 34 (1978)
 Low: 13 (1997, 1973, 1967, 1965)

CONSECUTIVE GAMES WON

Season: 19 (1997)

CONSECUTIVE GAMES LOST

Season: 11 (1982)

GAMES WON AT HOME

High: 38 (1986)
 Low: 6 (1965)

GAMES WON ON ROAD

High: 24 (1989, 2000)
 Low: 0 (1965)

CONFERENCE WINS

High: 22 (1997, 1986)
 Low: 4 (1977, 1969, 1966, 1965)

CONFERENCE LOSSES

High: 18 (1978)
 Low: 3 (1975)

WON-LOST PERCENTAGE

High: .814 (57-13, 1997)
 Low: .282 (12-34, 1978)



Outfielder Ryan Patterson (2003-05)



Pitcher Pat Mook (1972-75)



Head Coach Ray Didier led LSU to the 1961 SEC title.



Jason Determann posted a 19-5 mark and a 3.13 ERA during his LSU career (2002-05).

INTRO
THIS IS LSU
PREVIEW
TIGERS
COACHES
REVIEW
HISTORY
RECORDS
LSU

All-America

- 2005 - **Ryan Patterson**, LF, *USA Today/SportsWeekly* (1st Team); NCBWA (1st Team); ABCA (2nd Team); *Collegiate Baseball* (2nd Team); *Baseball America* (3rd Team)
- **Greg Smith**, LHP, *Collegiate Baseball* (3rd Team)
- 2004 - **Jon Zeringue**, RF, *USA Today/SportsWeekly* (1st Team); NCBWA (1st Team); *Collegiate Baseball* (2nd Team)
- **J.C. Holt**, CF, *Baseball America* (3rd Team)
- **Clay Dirks**, LHP, NCBWA (3rd Team)
- 2003 - **Aaron Hill**, SS, *Baseball America* (1st Team); *Collegiate Baseball* (2nd Team); *ESPN/SportsWeekly* (2nd Team); ABCA (2nd Team)
- 2002 - **Lane Mestepey**, LHP, *Collegiate Baseball* (3rd Team)
- 2001 - **Lane Mestepey**, LHP, *Collegiate Baseball* (3rd Team)
- **Todd Linden**, OF, *Baseball America* (3rd Team)
- 2000 - **Brad Cresse**, C, *Baseball Weekly* (1st Team); *Collegiate Baseball* (1st Team); NCBWA (1st Team); *Baseball America* (1st Team); ABCA (1st Team); *The Sporting News* (2nd Team)
- **Brad Hawpe**, 1B, *Baseball America* (2nd Team); *Collegiate Baseball* (3rd Team)
- **Brian Tallet**, LHP, *Baseball America* (2nd Team)
- **Kurt Ainsworth**, RHP, *Baseball America* (1st Team)
- 1999 - **Brad Cresse**, C, NCBWA (2nd Team)
- **Jeff Leumont**, 1B, NCBWA (3rd Team)
- 1998 - **Eddy Furniss**, 1B, NCBWA (1st Team); *Collegiate Baseball* (1st Team); *Baseball America* (1st Team); *The Sporting News* (1st Team); ABCA (1st Team); *USA Today* 2nd Team)
- **Brad Cresse**, C, *The Sporting News* (1st Team); NCBWA (2nd Team); ABCA (3rd Team)
- **Trey McClure**, INF, NCBWA (2nd Team); *The Sporting News* (3rd Team)
- **Doug Thompson**, RHP, NCBWA (2nd Team)
- 1997 - **Brandon Larson**, SS, *Baseball America* (1st Team); NCBWA (1st Team); *The Sporting News* (1st Team); ABCA (1st Team); *Collegiate Baseball* (3rd Team)
- **Patrick Coogan**, RHP, NCBWA (1st Team); *Collegiate Baseball* (2nd Team); *Baseball America* (3rd Team)
- **Eddy Furniss**, 1B, NCBWA (3rd Team)
- 1996 - **Eddy Furniss**, 1B, *Collegiate Baseball* (1st Team); *Baseball America* (1st Team); ABCA (1st Team); NCBWA (1st Team)
- **Eddie Yarnall**, LHP, *Baseball America* (1st Team); ABCA (1st Team); *Collegiate Baseball* (2nd Team); NCBWA (2nd Team)
- **Jason Williams**, SS, NCBWA (2nd Team); ABCA (3rd Team)
- **Nathan Dunn**, 3B, NCBWA (2nd Team); *Collegiate Baseball* (3rd Team)
- **Warren Morris**, 2B, NCBWA (Honorable Mention)
- **Chad Cooley**, OF, NCBWA (Honorable Mention)
- **Chris Demouy**, LHP, NCBWA (Honorable Mention)
- 1995 - **Scott Schultz**, RHP, NCBWA (1st Team); *Collegiate Baseball* (3rd Team); *Baseball America* (3rd Team); ABCA (3rd Team)
- **Warren Morris**, 2B, NCBWA (2nd Team)
- **Mike Klostermeyer**, 1B, NCBWA (3rd Team)
- **Jason Williams**, SS, NCBWA (Honorable Mention)
- 1994 - **Todd Walker**, 2B, *Collegiate Baseball* (1st Team); *Baseball America* (1st Team); NCBWA (1st Team); ABCA (1st Team)
- **Russ Johnson**, SS, NCBWA (1st Team); *Collegiate Baseball* (2nd Team); *Baseball America* (2nd Team); ABCA (2nd Team)
- **Scott Schultz**, RHP, NCBWA (2nd Team); *Collegiate Baseball* (3rd Team)
- 1993 - **Todd Walker**, 2B, *Collegiate Baseball* (1st Team); *Baseball America* (1st Team); NCBWA (1st Team)
- **Brett Laxton**, RHP, NCBWA (1st Team); *Collegiate Baseball* (2nd Team); *Baseball America* (2nd Team); ABCA (3rd Team)
- **Harry Berrios**, OF, ABCA (2nd Team); NCBWA (2nd Team)
- 1992 - **Lloyd Peever**, RHP, *Collegiate Baseball* (1st Team); *Baseball America* (1st Team); ABCA (1st Team)

- **Todd Walker**, 2B, *Collegiate Baseball* (2nd Team); *Baseball America* (2nd Team)
- **Rick Greene**, RHP, *Collegiate Baseball* (2nd Team)
- 1991 - **Chad Ogea**, RHP, *Baseball America* (2nd Team)
- **Rick Greene**, RHP, *Collegiate Baseball* (2nd Team); ABCA (3rd Team)
- **Lyle Mouton**, OF, *Collegiate Baseball* (3rd Team)
- 1990 - **Wes Grisham**, OF, *Baseball America* (1st Team); ABCA (2nd Team); *The Sporting News* (2nd Team)
- **Paul Byrd**, RHP, *Baseball America* (2nd Team)
- 1989 - **Ben McDonald**, RHP, *Baseball America* (1st Team); *Collegiate Baseball* (1st Team); *The Sporting News* (1st Team); ABCA (1st Team)
- 1988 - **Ben McDonald**, RHP, *Baseball America* (1st Team)
- 1987 - **Gregg Patterson**, LHP, *Baseball America* (2nd Team)
- 1986 - **Barry Manuel**, RHP, ABCA (3rd Team); *Baseball America* (2nd Team)
- **Albert Belle**, OF, *Baseball America* (2nd Team)
- 1983 - **Cal Santarelli**, P, ABCA (3rd Team)
- 1974 - **Mike Milley**, 2B, *The Sporting News* (1st Team)
- 1961 - **Allen Smith**, P, ABCA (1st Team)

Freshman All-America

- 2004 - **Clay Dirks**, LHP, *Collegiate Baseball* (1st Team); *Baseball America* (2nd Team)
- 2003 - **Jason Determann**, LHP, *Collegiate Baseball* (Freshman 1st Team)
- **Justin Meier**, RHP, *Collegiate Baseball* (Freshman 1st Team)
- 2002 - **J.C. Holt**, 2B, *Baseball America* (2nd Team); *Collegiate Baseball* (Honorable Mention)
- **Clay Harris**, RHP, *Collegiate Baseball* (Honorable Mention)
- **Jason Vargas**, LHP, *Collegiate Baseball* (Honorable Mention)
- 2001 - **Lane Mestepey**, LHP, *Baseball America* (1st Team); *Baseball Weekly* (1st Team)
- **Aaron Hill**, OF, *Collegiate Baseball* (Honorable Mention)
- 2000 - **Mike Fontenot**, 2B, *Collegiate Baseball* (1st Team); *Baseball America* (1st Team)
- **Wally Pontiff**, OF, *Collegiate Baseball* (Honorable Mention)
- **Bo Pettit**, RHP, *Collegiate Baseball* (Honorable Mention)
- 1997 - **Blair Barbier**, 2B; *Collegiate Baseball* (1st Team)
- 1995 - **Eddy Furniss**, DH, *Collegiate Baseball* (Honorable Mention)
- 1994 - **Warren Morris**, LF, *Collegiate Baseball* (Honorable Mention)
- 1993 - **Brett Laxton**, RHP, *Collegiate Baseball* (1st Team)
- 1992 - **Todd Walker**, 2B, *Collegiate Baseball* (1st Team); *Baseball America* (1st Team)
- **Russ Johnson**, 3B, *Collegiate Baseball* (1st Team); *Baseball America* (1st Team)
- **Scott Schultz**, RHP, *Baseball America* (1st Team); *Collegiate Baseball* (Honorable Mention)
- 1989 - **Paul Byrd**, RHP, *Collegiate Baseball* (1st Team)
- 1986 - **Dan Kite**, RHP, *Baseball America* (1st Team)

Academic All-America

- 2005 - Jason Determann (2nd Team)
- 1998 - Eddy Furniss, 1B (2nd Team)
- 1997 - Eddy Furniss, 1B (1st Team)
- 1996 - Eddy Furniss, 1B (2nd Team)
- Chris Demouy, P (3rd Team)
- 1995 - Warren Morris, 2B (1st Team)
- 1994 - Tim Lanier, C (3rd Team)

SEC Scholar Athlete of the Year

- 2005 - Jason Determann, LHP


SEC Academic Honor Roll

- 2005 - Brad Bass, C (Kinesiology)
- Steven Broschovsky, OF (Undeclared)
- Chase Dardar, RHP (General Studies)
- Will Davis, C (Secondary Education)
- Jason Determann, LHP (Biology)
- Jordan Faircloth, RHP (Political Science)
- Bryan Harris, INF (Kinesiology)
- Chris McDougall, LHP (Kinesiology)
- Lane Mestepey, LHP (Kinesiology)
- Brandon Nall, RHP (Horticulture)



Blair Barbier
1997 All-SEC

- Bruce Sprowl, OF (Mass Communication)
- Nick Stavinoha, OF (Management)
- 2004 - Steven Broschovsky, OF (Undeclared)
- Jason Determann, LHP (Biological Sciences)
- Bobby DiLiberto, INF (Political Science)
- Jordan Faircloth, RHP (Political Science)
- Bryan Harris, INF (Kinesiology)
- J.C. Holt, CF (Management)
- Matt Horwath, INF (Undeclared)
- Chris McDougall, LHP (Kinesiology)
- Lane Mestepey, LHP (Kinesiology)
- Brandon Nall, RHP (Turfgrass Management)
- Bruce Sprowl, OF (Mass Communication)
- Nick Stavinoha, DH (Management)
- 2003 - Lukas Guidroz, RHP, 3.11 (General Studies)
- Weylin Guidry, RHP, 3.33 (Marketing)
- Justin Hill, RHP, 3.70 (General Studies)
- David Miller, RHP, 3.17 (Civil Engineering)
- Wally Pontiff, 3B, 3.73 (Biology)
- Rocky Scelfo, 2B, 3.16 (General Studies)
- Chad Vaught, RHP, 3.31 (Biology)
- 2002 - Brad David, LHP, 3.13 (Management)
- Justin Hill, RHP, 3.49 (General Studies)
- David Miller, RHP, 3.14 (Civil Engineering)
- Tim Nugent, LHP, 3.16 (General Business)
- Wally Pontiff, 3B, 3.25 (Biology)
- Chad Vaught, RHP, 3.53 (Zoology)
- 2001 - Billy Brian, RHP, 3.25 (Construction Management)
- Brad David, LHP, 3.05 (Construction Management)
- David Miller, RHP, 3.00 (General Studies)
- Tim Nugent, LHP, 3.33 (General Studies)
- Wally Pontiff, 3B, 3.06 (Undergraduate Studies)
- Chad Vaught, 3.13 (Zoology)
- 2000 - Blair Barbier, 3B, 3.33 (Finance)
- Billy Brian, RHP, 3.25 (Construction Management)
- Mike Daly, INF, 3.40 (Marketing)
- Brad Hawpe, 1B, 3.01 (Finance)
- Trey Hodges, RHP, 3.02 (Kinesiology)
- Jeremy Loftice, RHP, 3.01 (Kinesiology)
- Billy McBride, OF, 3.11 (Undergraduate Studies)
- Tommy Morel, OF, 3.11 (Microbiology)
- Tim Nugent, LHP, 3.44 (General Business)
- Jeremy Witten, OF, 3.44 (Kinesiology)
- 1999 - Kurt Ainsworth, RHP, 3.41 (Management Information Systems)
- Christian Bourgeois, OF, 3.24 (Zoology)
- Josh Dalton, SS, 3.16 (Kinesiology)
- Mike Daly, INF, 3.11 (Marketing)
- Tim Nugent, LHP, 3.05 (Undergraduate Studies)
- Jeremy Witten, OF, 3.11 (Kinesiology)
- 1998 - Blair Barbier, INF, 3.17 (Undergraduate Studies)
- Matt Colvin, LHP, 3.38 (Management Information Systems)
- Chris Demouy, LHP, 3.33 (Business Administration)
- Eddy Furniss, 1B, 3.47 (Zoology)
- Doug Thompson, RHP, 3.22 (Kinesiology)



Brad Hawpe

2000 NCAA Regional Most Outstanding Player

- 1997 - Eric Berthelot, LHP, 3.26 (Kinesiology)
- John Blancher, INF, 3.22 (Liberal Arts)
- Patrick Coogan, RHP, 3.0 (Business Administration)
- Casey Cuntz, 3B, 3.62 (Mass Communications)
- Brian Daugherty, RHP, 3.37 (General Studies)
- Chris Demouy, LHP, 3.63 (Management)
- Eddy Furniss, 1B, 3.66 (Zoology)
- Jeff Harris, RHP, 3.77 (Kinesiology)
- Joey Painich, RHP, 3.16 (Kinesiology)
- 1996 - Warren Morris, 2B, 3.5 (Zoology)
- Eddy Furniss, 1B, 3.7 (Pre-Medicine)
- Brad Wilson, DH, 3.0 (General Studies)
- Kevin Ward, C, 3.6 (Electrical Engineering)
- Tim Lanier, C, 3.6 (Kinesiology)
- Brian Daugherty, RHP, 3.1 (Kinesiology)
- Chris Demouy, LHP, 3.8 (Management)
- 1995 - Warren Morris, 2B, 3.73 (Zoology)
- Kevin Ainsworth, OF, 3.25 (Management)
- Bhrett McCabe, RHP, 3.06 (Psychology)
- Kevin Ward, C, 3.34, (Electrical Engineering)
- Tim Lanier, C, 3.10 (Kinesiology)
- Brian Winders, RHP, 3.53 (General Studies)
- Casey Cuntz, SS, 3.42 (General Studies)
- 1994 - Kevin Ainsworth, RF, 3.07 (Business Management)
- Scott Berardi, C, 3.12 (Advertising)
- Tim Lanier, C, 3.25 (Kinesiology)
- Bhrett McCabe, RHP, 3.11 (Zoology)
- Warren Morris, LF, 3.68 (Accounting)
- Kevin Ward, C, 3.40 (Accounting)
- 1993 - Mike Sirotko, LHP, 3.15 (Psychology)
- Matt Chamberlain, RHP, 3.28 (Microbiology)
- Brian Winders, RHP, 3.10 (Microbiology)
- 1992 - Tim Bauer, C, 3.50 (Marketing)
- Matt Chamberlain, RHP, 3.32 (Microbiology)
- David Herry, RHP, 3.10 (Business Administration)
- Jared Mula, OF, 3.20 (General Studies)
- Bhrett McCabe, RHP, 3.00 (General Studies)
- Mike Sirotko, LHP, 3.20 (Psychology)
- 1991 - Tim Bauer, C, 3.60 (Marketing)
- Paul Byrd, RHP, 3.04 (General Studies)
- Matt Chamberlain, RHP, 3.35 (Pre-Medicine)
- Pat Garrity, DH, 3.03 (General Studies)
- 1988 - Daniel Edwards, C, 3.81 (Philosophy)
- 1987 - Rob Hartwig, OF, 3.15 (General Studies)
- Mark Guthrie, LHP, 3.13 (General Studies)
- Pete Bush, 1B, 3.05 (Management)
- 1986 - Joe Zimmerman, P, 3.25 (Phys. Ed.)
- Terry Belle, OF, 3.00 (Accounting)
- 1985 - Joe Zimmerman, P, 3.57 (Physical Therapy)
- 1984 - Mark Howie, SS, 3.25 (Business Admin.)
- 1983 - Mark Howie, SS, 3.00 (Marketing)
- 1980 - Randy Olson, OF, 3.00 (Education)
- 1979 - Lucien Tujague, OF, 3.20 (Petroleum Eng.)
- 1976 - Wally McMakin, 3B, 3.30 (Education)

- Tony Toups, SS, 3.20 (Business Admin.)
- 1975 - Wally McMakin, DH, 3.00 (Education)
- Randy Aldridge, OF, 3.40 (Education)
- Guy Hollingsworth, P, 3.20 (Pre-Law)
- 1974 - Randy Aldridge, OF, 3.75 (Education)
- Tom Charpentier, P, 3.00 (Business Admin.)
- 1973 - Steve Spitz, 2B, 3.00 (Business Admin.)
- 1971 - Mike Moock, 2B, 3.20 (Business Admin.)
- Lou Farmer, P, 3.20 (Business Admin.)

First-Team All-SEC

- 2005 - Ryan Patterson, LF
- Greg Smith, LHP
- 2004 - JC Holt, CF
- Jon Zeringue, RF
- 2003 - Aaron Hill, SS
- Ryan Patterson, DH
- Clay Harris, 1B
- 2002 - Lane Mestepey, LHP
- 2001 - Lane Mestepey, LHP
- Wally Pontiff, 3B
- Mike Fontenot, 2B
- 2000 - Brad Cresse, C
- 1998 - Eddy Furniss, 1B
- 1997 - Brandon Larson, SS
- Patrick Coogan, RHP
- 1996 - Eddy Furniss, 1B
- Nathan Dunn, 3B
- Eddie Yarnall, LHP
- 1995 - Scott Schultz, RHP
- 1994 - Russ Johnson, SS
- Todd Walker, 2B
- 1993 - Todd Walker, 2B
- Brett Laxton, RHP
- 1992 - Lloyd Peever, RHP
- Todd Walker, 2B
- 1991 - Tookie Johnson, 2B
- 1990 - Wes Grisham, OF
- Chad Ogea, RHP
- Keith Osik, C
- Tookie Johnson, 2B
- 1989 - Ben McDonald, P
- Wes Grisham, DH
- 1988 - Craig Cala, OF
- Ben McDonald, RHP
- 1987 - Albert Belle, OF
- Gregg Patterson, LHP
- 1986 - Jim Bowie, 1B
- Mark Guthrie, LHP
- 1985 - Marty Lanoux, 3B
- 1984 - Mark Cooper, C
- 1983 - Mark Cooper, C
- Cal Santarelli, P
- 1980 - Don Schneider, P
- 1979 - Bobby Mariano, 3B
- 1976 - Paul Stefan, P
- Tony Toups, SS
- 1975 - Steve Frank, 1B
- Wally McMakin, 3B
- Pat Moock, P
- 1973 - Gerald Keigley, UT
- Pat Moock, P
- 1972 - Mike Miley, UT
- Randy Wiles, P
- 1971 - Craig Burns, OF
- 1969 - Tom Giles, C
- 1968 - Bob Leake, OF
- 1967 - Tom Giles, C
- Steve Ogin, OF
- 1964 - Steve George, P
- 1963 - Gene Achord, OF
- 1962 - Allen Smith, P
- 1961 - Allen Smith, P
- John Bailey, OF
- 1958 - Bob Loftin, P
- Al White, 2B
- 1953 - Jerry Marchand, C
- 1952 - Jerry Marchand, C
- Benny McArdle, P
- 1951 - Gene Murphy, C

SEC Player of the Year

- 2004 - Jon Zeringue, RF
- 2003 - Aaron Hill, SS
- 1996 - Eddy Furniss, 1B
- 1994 - Russ Johnson, SS
- 1993 - Todd Walker, 2B

SEC Freshman of the Year

- 2001 - Lane Mestepey, LHP
- 2000 - Mike Fontenot, 2B

Second-Team All-SEC

- 2005 - Nick Stavinoha, RF
- Blake Gill, DH
- Clay Dirks, LHP
- 2004 - Clay Harris, 3B
- Ryan Patterson, LF
- 2003 - Nate Bumstead, RHP
- Blake Gill, 2B
- Jon Zeringue, OF
- 2002 - Wally Pontiff, 3B
- Jake Tompkins, RHP
- 2001 - Ryan Theriot, SS
- Todd Linden, OF
- Bryan Moore, 1B
- 1999 - Trey McClure, OF
- Jeff Leamont, 1B
- 1998 - Trey McClure, 3B
- Brad Cresse, C
- Doug Thompson, RHP
- 1997 - Blair Barbier, 2B
- Eddy Furniss, 1B
- 1996 - Chad Cooley, OF
- Justin Bowles, OF
- Jason Williams, SS
- 1995 - Warren Morris, 2B
- 1994 - Scott Schultz, RHP
- 1993 - Harry Berrios, RF
- 1991 - Gary Hymel, C
- Lyle Mouton, RF
- Rich Cordani, LF
- 1990 - Rich Cordani, DH
- Paul Byrd, RHP
- 1989 - Craig Cala, RF
- Curtis Leskanic, RHP
- 1987 - Dave Cunningham, SS
- 1986 - Burke Broussard, 2B
- Jeff Reboulet, SS
- Albert Belle, RF
- Rob Leary, C
- Barry Manuel, RHP



Brad Cresse

2000 Johnny Bench Award Recipient

INTRO
THIS IS LSU
PREVIEW
TIGERS
COACHES
REVIEW
HISTORY
RECORDS
LSU

- INTRO
- THIS IS LSU
- PREVIEW
- TIGERS
- COACHES
- REVIEW
- HISTORY
- RECORDS**
- LSU

All-SEC Western Division (1951-85)

- 1985 - Jeff Reboulet, SS
- Marty Lanoux, 3B
- Robbie Smith, P
- 1984 - Mark Cooper, C
- Tim Sossamon, OF
- 1983 - Mark Cooper, C
- Cal Santarelli, P
- 1982 - Dan Karp, C
- Billy Donathan, P
- 1981 - Chip Moses, 2B
- 1980 - Don Schneider, P
- Mike Alvarez, P
- Randy Olson, 1B
- 1979 - Bobby Mariano, 3B
- Duane Dewey, C
- Pete Almaguer, 2B
- Mike Alvarez, P
- 1976 - Paul Stefan, P
- Tony Toups, SS
- 1975 - Steve Frank, 1B
- Wally McMakin, 3B
- Pat Moock, P
- Vaughn Meiners, OF
- Tommy Saizan, C
- 1974 - Randy Aldridge, OF
- Tom Charpentier, P
- Mike Miley, UT
- 1973 - Gerald Keigley, UT
- Pat Moock, P
- Mike Sonderegger, OF
- 1972 - Mike Miley, UT
- Randy Wiles, P
- 1971 - Craig Burns, OF
- Lou Farmer, P
- 1970 - Bill Bright, OF
- 1969 - Tom Giles, C
- 1968 - Bob Leake, OF
- Ron Hunt, UT
- 1967 - Tom Giles, C
- Steve Ogin, OF
- Bruce Baudier, P
- 1966 - Steve George, P
- Gene Achord, OF
- Harry Morel, 3B
- 1963 - Gene Achord, OF
- Wiley Dial, P
- 1962 - Allen Smith, P
- Larry Edmondson, UT
- Jimmy Field, OF
- 1961 - John Bailey, OF
- Allen Smith, P
- Lynn Amedee, P
- Larry Edmondson, SS
- 1958 - Bob Loftin, P
- Al White, 2B
- 1953 - Jerry Marchand, C
- 1952 - Jerry Marchand, C
- Benny McArdle, P
- 1951 - Gene Murphy, C

SEC All-Tournament

- 2003 - Aaron Hill, SS
- 2002 - Matt Heath, OF
- 2001 - Matt Heath, C
- Todd Linden, OF
- 2000 - Brian Tallet, LHP
- Brad Hawpe, 1B
- Blair Barbier, 3B
- Wally Pontiff, OF
- Cedrick Harris, OF
- 1998 - Randy Keisler, LHP
- 1997 - Danny Higgins, DH
- Blair Barbier, 2B
- Brandon Larson, SS
- 1996 - Eddie Yarnall, LHP
- 1995 - Warren Morris, 2B
- Nathan Dunn, 3B
- Chad Cooley, OF
- Eddy Furniss, DH
- 1994 - Russ Johnson, SS
- Kevin Ainsworth, OF
- Brad Wilson, DH
- 1993 - Jason Williams, 3B
- Russ Johnson, SS
- Harry Berrios, OF
- Mike Neal, OF
- Will Hunt, LHP
- 1992 - Todd Walker, 2B
- Andy Sheets, SS
- Chris Moock, OF
- Mike Neal, DH
- Lloyd Peever, RHP
- Ronnie Rantz, LHP
- 1991 - Chris Moock, OF
- 1990 - Wes Grisham, OF
- Chad Ogea, RHP
- Scott Bethea, SS
- Ron Lim, OF
- 1988 - Rich Vasquez, OF
- 1987 - Dave Cunningham, SS
- Craig Faulkner, C
- 1986 - Jeff Yurtin, 3B
- Mike Papajohn, OF
- Albert Belle, OF
- Barry Manuel, P
- 1985 - Jeff Reboulet, SS
- 1979 - Bobby Mariano, 3B
- Steve Bollman, UT

Outstanding Player SEC Tournament

- 2000 - Wally Pontiff, OF
- 1994 - Russ Johnson, SS
- 1993 - Harry Berrios, OF
- 1992 - Andy Sheets, SS
- 1986 - Jeff Yurtin, 3B

ABCA All South Region

- 2005 - Ryan Patterson, LF (1st Team)
- Greg Smith, LHP (1st Team)
- Nick Stavinoha, RF (2nd Team)
- 2004 - Jon Zeringue, RF (1st Team)
- Clay Harris, 3B (1st Team)
- J.C. Holt, CF (2nd Team)
- 2003 - Aaron Hill, SS (1st Team)
- Nate Bumstead, RHP (2nd Team)
- Ryan Patterson, DH (2nd Team)
- 2002 - Lane Mestepey, LHP
- 2001 - Todd Linden, OF
- Bryan Moore, 1B (2nd Team)
- Mike Fontenot, 2B (2nd Team)
- 2000 - Brad Cresse, C
- 1998 - Eddy Furniss, 1B
- Brad Cresse, C
- Randy Keisler, LHP (2nd Team)
- 1997 - Brandon Larson, SS
- Patrick Coogan, RHP
- Mike Koerner, CF (2nd Team)
- 1996 - Eddy Furniss, 1B
- Jason Williams, SS
- Nathan Dunn, 3B
- Justin Bowles, OF
- Eddie Yarnall, LHP
- 1995 - Scott Schultz, RHP
- 1994 - Todd Walker, 2B
- Russ Johnson, SS
- 1993 - Todd Walker, 2B
- Harry Berrios, OF
- Brett Laxton, RHP
- 1992 - Lloyd Peever, RHP
- Todd Walker, 2B
- Rick Greene, RHP (2nd Team)
- 1991 - Tookie Johnson, 2B
- Rick Greene, RHP
- 1989 - Ben McDonald, RHP
- Wes Grisham, DH (2nd Team)
- 1986 - Barry Manuel, RHP
- Mark Guthrie, LHP (2nd Team)
- Jim Bowie, 1B (2nd Team)
- Jeff Reboulet, SS (2nd Team)
- 1984 - Mark Cooper, C
- 1983 - Cal Santarelli, P
- 1976 - Paul Stefan, P
- 1975 - Pat Moock, P
- Steve Frank, 1B
- Wally McMakin, INF



LSU's SEC BASEBALL CHAMPIONS

YEAR	RECORD	PCT.	COACH	RUNNER-UP
1939	10-2	.833	Harry Rabenhorst	Auburn
1943	11-3	.786	Red Swanson	Vanderbilt, Auburn
1946	11-3	.786	Harry Rabenhorst	Alabama, Georgia
1961	11-4	.733	Ray Didier	Auburn
1975	19-3	.863	Jim Smith	Georgia
1986	22-5	.815	Skip Bertman	Georgia
1990	20-7	.741	Skip Bertman	Georgia
1991	19-7	.731	Skip Bertman	Florida
1992	18-6	.750	Skip Bertman	Florida
1993	18-8-1	.685	Skip Bertman	Tennessee
1996	20-10	.667	Skip Bertman	Tri-Champions with Florida & Alabama
1997	22-7	.759	Skip Bertman	Alabama
2003	20-9-1	.683	Smoke Laval	South Carolina

NCAA Regional All-Tournament

2005 - Baton Rouge Regional

- Clay Harris, 2B
- Chris Jackson, 3B
- Nick Stavinoha, OF
- Ryan Patterson, OF

2004 - Baton Rouge Regional

- Nate Bumstead, RHP
- Blake Gill, SS
- Will Harris, 1B
- J.C. Holt, CF
- Matt Liuzza, C
- Justin Meier, RHP
- Nick Stavinoha, DH
- Jon Zeringue, RF

2003 - Baton Rouge Regional

- Matt Liuzza, C
- Blake Gill, 2B
- Aaron Hill, SS
- Ivan Naccarata, 3B
- J.C. Holt, OF
- Ryan Patterson, DH



J.C. Holt

2003 NCAA Regional Most Outstanding Player

2002 - Baton Rouge Regional

- Chris Phillips, C
- Rocky Scelfo, 1B
- J.C. Holt, 2B
- Sean Barker, OF
- Matt Heath, OF
- David Raymer, DH
- Jake Tompkins, RHP

2001 - Baton Rouge Regional

- Mike Fontenot, 2B
- Lane Mestepey, LHP
- Bryan Moore, 1B
- Wally Pontiff, 3B
- Zeph Zinsman, DH

2000 - Baton Rouge Regional

- Brad Hawpe, 1B
- Mike Fontenot, 2B
- Brad Cresse, C
- Johnnie Thibodeaux, OF
- Jeremy Witten, OF
- Wally Pontiff, OF
- Brian Tallet, LHP

1999 - Baton Rouge Regional

- Jeff Leamont, 1B
- Ryan Theriot, 2B
- Jeremy Witten, OF
- Brad Hawpe, OF
- Trey McClure, DH
- Kurt Ainsworth, RHP
- Ben Saxon, RHP

1998 - South II Regional

- Brad Cresse, C
- Eddy Furniss, 1B
- Trey McClure, 2B
- Josh Dalton, SS
- Cedrick Harris, OF
- Wes Davis, DH
- Doug Thompson, RHP
- Brandon Bowe, RHP

1997 - South I Regional

- Eddy Furniss, 1B
- Brandon Larson, SS

- Trey McClure, 3B
- Tom Bernhardt, RF
- Mike Koerner, CF
- Doug Thompson, RHP
- Patrick Coogan, RHP

1996 - South II Regional

- Eddy Furniss, 1B
- Warren Morris, 2B
- Jason Williams, SS
- Nathan Dunn, 3B
- Chad Cooley, OF
- Eddie Yarnall, LHP

1995 - South Regional

- Scott Schultz, RHP
- Mike Klostermeyer, 1B

1994 - South Regional

- Todd Walker, 2B
- Russ Johnson, SS
- Chad Cooley, OF
- Brett Laxton, RHP
- Tim Lanier, C

1993 - South Regional

- Kenny Jackson, 1B
- Todd Walker, 2B
- Harry Berrios, OF
- Armando Rios, OF
- Mike Neal, DH
- Mike Sirotko, LHP

1992 - South I Regional

- Chris Moock, OF

1991 - South Regional

- Tookie Johnson, 2B
- Chris Moock, 3B
- Rich Cordani, OF
- Gary Hymel, C
- Mike Sirotko, LHP

1990 - South I Regional

- Chad Ogea, P
- Tim Clark, OF
- Lyle Mouton, DH
- Johnny Tellechea, 1B

1989 - Central Regional

- Ben McDonald, P
- Curtis Leskanic, P
- Wes Grisham, DH
- Tookie Johnson, 2B
- Matt Gruver, LF

1987 - South II Regional

- Dave Cunningham, SS
- Craig Faulkner, C
- Mike Papajohn, OF
- Gregg Patterson, LHP

INTRO
THIS IS LSU
PREVIEW
TIGERS
COACHES
REVIEW
HISTORY
RECORDS
LSU

INTRO
THIS IS LSU
PREVIEW
TIGERS
COACHES
REVIEW
HISTORY
RECORDS
LSU

1986 - South I Regional

- Jim Bowie, 1B
- Jeff Yurtin, 3B
- Albert Belle, OF
- Barry Manuel, P

1985 - Central Regional

- Tim Sossamon, OF

Outstanding Player

NCAA Regional Tournament

2005	Baton Rouge	Nick Stavinoha, OF
2004	Baton Rouge	Blake Gill, SS
2003	Baton Rouge	J.C. Holt, OF
2002	Baton Rouge	Jake Tompkins, RHP
2000	Baton Rouge	Brad Hawpe, 1B
1999	Baton Rouge	Kurt Ainsworth, RHP
1998	South II	Eddy Furniss, 1B
1997	South I	Trey McClure, 3B
1996	South II	Jason Williams, SS
1994	South	Todd Walker, 2B
1993	South	Mike Sirotko, LHP
1989	Central	Ben McDonald, RHP
1987	South II	Gregg Patterson, LHP
1986	South I	Albert Belle, OF

College World Series

All-Tournament

2000	- Mike Fontenot, 2B
	- Blair Barbier, 3B
	- Ryan Theriot, SS
	- Brad Hawpe, DH
	- Trey Hodges, RHP
1998	- Cedrick Harris, OF
1997	- Eddy Furniss, 1B
	- Brandon Larson, SS
	- Mike Koerner, CF
	- Tom Bernhardt, RF
1996	- Tim Lanier, C
	- Justin Bowles, OF
	- Eddie Yarnall, LHP
1994	- Todd Walker, 2B
1993	- Adrian Antonini, C
	- Todd Walker, 2B
	- Jim Greely, OF
	- Armando Rios, OF
	- Brett Laxton, RHP
	- Mike Sirotko, LHP
1991	- Gary Hymel, C
	- Johnny Tellechea, 1B
	- Lyle Mouton, OF
	- Chad Ogea, RHP
1990	- Tim Clark, OF
	- Lyle Mouton, DH
1987	- Jack Voigt, OF
	- Gregg Patterson, LHP

College World Series

Most Outstanding Player

2000	- Trey Hodges, RHP
1997	- Brandon Larson, SS
1993	- Todd Walker, 2B
1991	- Gary Hymel, C

Dick Howser Award Winner

- 1998 - Eddy Furniss, 1B

Golden Spikes Award Winner

- 1989 - Ben McDonald, RHP

Smith Award Winner

- 1989 - Ben McDonald, RHP

Johnny Bench Award Winner

- 2000 - Brad Cresse, C

Golden Spikes Award Finalists

- 2000 - Brad Cresse, C
- 1998 - Eddy Furniss, 1B
- 1997 - Brandon Larson, SS
- 1994 - Todd Walker, 2B
- Russ Johnson, SS
- 1993 - Todd Walker, 2B
- 1992 - Lloyd Peever, RHP
- 1989 - Ben McDonald, RHP

Baseball America

National Player of the Year

- 1989 - Ben McDonald, RHP

Collegiate Baseball

National Player of the Year

- 1992 - Lloyd Peever, RHP
- 1989 - Ben McDonald, RHP

Collegiate Baseball

National Freshman of the Year

- 2001 - Lane Mestepey, LHP
- 2000 - Mike Fontenot, 2B
- 1993 - Brett Laxton, RHP
- 1992 - Todd Walker, 2B

Baseball America

National Freshman of the Year

- 1993 - Brett Laxton, RHP
- 1992 - Todd Walker, 2B

Corbett Award

Outstanding Louisiana Amateur Athlete

- 2001 - Brad Cresse, C
- 1998 - Brandon Larson, SS
- 1997 - Warren Morris, 2B
- 1995 - Russ Johnson, SS
- 1994 - Todd Walker, 2B

United States Olympians

- 2000 - Kurt Ainsworth, RHP (Gold)
- 1996 - Warren Morris, 2B (Bronze)
- Jason Williams, SS (Bronze)
- Skip Bertman, Head Coach (Bronze)
- 1992 - Rick Greene, RHP
- 1988 - Ben McDonald, RHP (Gold)
- Skip Bertman, Asst. Coach (Gold)

ABCA Hall of Fame Member

- 2003 - Skip Bertman

Collegiate Baseball

National Coach of the Year

- 2000 - Skip Bertman
- 1997 - Skip Bertman
- 1996 - Skip Bertman
- 1993 - Skip Bertman
- 1991 - Skip Bertman

ABCA National Coach of the Year

- 2000 - Skip Bertman
- 1997 - Skip Bertman
- 1996 - Skip Bertman
- 1993 - Skip Bertman
- 1991 - Skip Bertman

The Sporting News

National Coach of the Year

- 1986 - Skip Bertman

Baseball America

National Coach of the Year

- 1996 - Skip Bertman
- 1986 - Skip Bertman

SEC Coach of the Year

- 2003 - Smoke Laval
- 1997 - Skip Bertman
- 1996 - Skip Bertman
- 1993 - Skip Bertman
- 1992 - Skip Bertman
- 1991 - Skip Bertman
- 1990 - Skip Bertman
- 1986 - Skip Bertman
- 1975 - Jim Smith

Louisiana Sportswriters

Association Coach of the Year

- 2004 - Smoke Laval
- 2003 - Smoke Laval
- 2002 - Smoke Laval
- 1998 - Skip Bertman
- 1993 - Skip Bertman
- 1992 - Skip Bertman
- 1990 - Skip Bertman
- 1986 - Skip Bertman
- 1985 - Skip Bertman

LSU Record on TV: 211-110-2 (.656)

Final Scores in Parentheses; LSU Score Listed First

4/22/84	at Miami, Fla. (10-9)	ESPN
4/21/85	at Miss. State (4-7)	ESPN
4/19/86	Georgia (3-1)	WBRZ-TV
5/4/86	Auburn (4-3)	Cablevision
5/19/86	at Florida State (4-6)	ESPN
5/30/86	Loyola-Marymount* (3-4)	ESPN
6/1/86	Maine* (8-4)	ESPN
6/5/86	Miami, Fla.* (3-4)	ESPN
5/29/87	Florida State* (6-2)	ESPN
6/1/87	Oklahoma State* (7-8)	ESPN
6/3/87	Arkansas* (5-2)	ESPN
6/5/87	Stanford* (5-6)	ESPN
2/21/88	Florida State (at Orlando, 9-4)	ESPN
4/17/88	at Mississippi State (0-1)	ESPN
3/11/89	Florida (10-0)	SportsChannel
3/12/89	Florida (8-7)	HSE
3/12/89	Florida (2-1)	ESPN
3/18/89	at Kentucky (11-7)	UKTV
3/28/89	at SW Louisiana (4-1)	KADN-TV
4/1/89	Alabama (13-6)	SportsChannel
4/8/89	at Ole Miss (11-5)	SportsChannel
4/15/89	Miss. State (DH, 3-4, 3-4)	HSE
5/13/89	Auburn* (5-8)	SportsChannel
6/3/89	Miami, Fla.* (2-5)	ESPN
6/5/89	Long Beach State* (8-5)	ESPN
6/6/89	Miami, Fla.* (6-3)	ESPN
6/8/89	Texas* (7-12)	ESPN
2/9/90	Wichita State (6-13)	ESPN
2/11/90	North Carolina (8-5)	ESPN
3/17/90	at Miss. State (6-5)	SportsChannel
3/31/90	Auburn (DH — 12-6, 5-6)	HSE
4/1/90	Auburn (7-17)	HSE
4/8/90	at Florida (5-3)	SportsChannel
4/28/90	at Alabama (7-4)	SportsChannel
5/12/90	Georgia (DH — 11-2, 5-2)	HSE
5/19/90	Vanderbilt* (13-5)	SportsChannel
5/20/90	Miss. State* (1-3)	SportsChannel

6/2/90	The Citadel* (8-2)	ESPN
6/4/90	Oklahoma State* (1-7)	ESPN
6/5/90	The Citadel* (6-1)	ESPN
6/7/90	Oklahoma State* (3-14)	ESPN
2/9/91	Miss. State (6-4)	ESPN
2/10/91	Oklahoma State (6-0)	ESPN
2/23/91	Texas A&M (DH — 13-8, 5-0)	HSE
4/6/91	Florida (DH — 6-5, 5-3)	HSE
5/11/91	at Georgia (10-4)	SportsChannel
5/18/91	Miss. State* (8-2)	SportsChannel
5/18/91	Florida* (1-7)	SportsChannel
5/19/91	Florida* (4-8)	SportsChannel
5/31/91	Florida* (8-1)	ESPN
6/2/91	Fresno State* (15-3)	ESPN
6/5/91	Florida* (19-8)	ESPN
6/8/91	Wichita State 3 (6-3)	CBS
3/28/92	Tennessee (DH — 3-1, 2-9)	HSE
4/4/92	at Florida (DH — 4-5, 2-0)	SportsChannel
4/5/92	at Florida (5-3)	SportsChannel
4/12/92	Ole Miss (3-5)	TigerVision
4/18/92	Arkansas (DH — 12-2, 12-4)	HSE
4/19/92	Arkansas (8-4)	TigerVision
4/25/92	at Alabama (DH — 10-0, 8-7)	SportSouth
5/9/92	Miss. State (DH — 8-3, 5-3)	HSE
5/10/92	Miss. State (5-3)	Sunshine
5/16/92	Georgia* (5-3)	SportSouth
5/17/92	South Carolina 7 (6-3)	SportSouth
5/17/92	Florida* (12-1)	SportSouth
3/27/93	South Carolina (DH — 10-3, 6-1)	HSE
5/8/93	Auburn (DH — 21-2, 8-9)	HSE
5/15/93	at Miss. State (DH — 3-4, 3-2)	SportSouth
6/4/93	Long Beach State* (7-1)	ESPN
6/6/93	Texas A&M* (13-8)	ESPN
6/9/93	Long Beach State* (8-10)	ESPN
6/11/93	Long Beach State* (6-5)	ESPN
6/12/93	Wichita State* (8-0)	CBS
3/19/94	TCU (15-10)	HSE
3/22/94	Arkansas State (16-1)	HSE
5/13/94	Miss. State (3-0)	HSE
5/14/94	Miss. State (4-7)	SportSouth
6/3/94	Florida State* (3-6)	ESPN

INTRO
THIS IS LSU
PREVIEW
TIGERS
COACHES
REVIEW
HISTORY
RECORDS
LSU



The Tigers check out the CBS equipment prior to the 1993 national championship game.

Television Appearances

INTRO
THIS IS LSU
PREVIEW
TIGERS
COACHES
REVIEW
HISTORY
RECORDS
LSU

6/5/94	Cal State-Fullerton* (6-20)	ESPN2	5/21/00	Florida* (9-6)	Fox Sports South
4/8/95	Kentucky (16-7)	SportSouth	5/26/00	Jackson State# (19-1)	Guaranty Sports Network
4/15/95	at Ole Miss (2-1)	SportSouth	5/28/00	UL-Monroe# (5-3)	Guaranty Sports Network
4/21/95	at Arkansas (10-3)	HSE	6/2/00	UCLA% (8-2)	Guaranty Sports Network
3/23/96	at Florida (5-9)	SportsChannel	6/3/00	UCLA% (14-8)	Guaranty Sports Network
3/24/96	at Florida (1-2)	SportsChannel	6/10/00	Texas* (13-5)	ESPN2
4/19/96	Arkansas (2-3)	Prime	6/12/00	Southern California* (10-4)	ESPN
5/4/96	at Auburn (6-0)	SportSouth	6/15/00	Florida State* (6-3)	ESPN2
6/1/96	Wichita State* (9-8)	ESPN2	6/17/00	Stanford* (6-5)	CBS
6/3/96	Florida* (9-4)	ESPN	2/17/01	Houston (9-4)	College Sports Southeast
6/6/96	Florida* (2-1)	ESPN	2/17/01	Houston (4-1)	College Sports Southeast
6/8/96	Miami* (9-8)	CBS	3/6/01	Southern (6-11)	College Sports Southeast
3/22/97	Florida (13-10)	Fox Sport South	3/7/01	Tulane (3-13)	College Sports Southeast
3/23/97	Florida (9-5)	Sunshine	3/9/01	at Georgia (7-8)	College Sports Southeast
5/3/97	at Arkansas (11-5)	Fox Sport South	3/11/01	at Georgia (3-4)	Guaranty Sports Network
5/4/97	at Arkansas (1-16)	Fox Sport Southwest	3/18/01	Florida (10-7)	Guaranty Sports Network
5/18/97	Alabama* (2-12)	Fox Sport South	3/23/01	at Mississippi State (9-1)	Comcast Southeast
5/30/97	Rice* (5-4)	ESPN	3/24/01	at Mississippi State (7-1)	SEC-TV
6/1/97	Stanford* (10-5)	ESPN	3/25/01	at Mississippi State (0-13)	Guaranty Sports Network
6/4/97	Stanford* (13-9)	ESPN2	4/1/01	Kentucky (5-9)	Guaranty Sports Network
6/7/97	Alabama* (13-6)	CBS	4/6/01	at South Carolina (5-3)	SEC-TV
3/8/98	Georgia (14-9)	Jumbo Sports	4/8/01	at South Carolina (2-4)	Guaranty Sports Network
3/22/98	Arkansas (27-6)	Jumbo Sports	4/14/01	Ole Miss (10-23)	SEC-TV
4/4/98	Mississippi State (3-8)	Fox Sports South	4/15/01	Ole Miss (6-3)	Guaranty Sports Network
4/5/98	Mississippi State (11-5)	Jumbo Sports	4/22/01	Vanderbilt (18-2)	Guaranty Sports Network
4/19/98	Alabama (7-3)	Jumbo Sports	4/27/01	at Alabama (4-2)	College Sports Southeast
4/24/98	at Florida (13-5)	Sunshine	4/28/01	at Alabama (8-7)	College Sports Southeast
4/26/98	at Florida (1-3)	Sunshine	4/29/01	at Alabama (8-3)	Guaranty Sports Network
5/3/98	Tennessee (8-7)	Jumbo Sports	5/1/01	at New Orleans (12-1)	College Sports Southeast
5/15/98	Mississippi State* (5-7)	Fox Sports South	5/4/01	at Arkansas (1-8)	College Sports Southeast
5/30/98	Southern California* (12-10)	CBS	5/6/01	at Arkansas (3-4)	Guaranty Sports Network
6/1/98	Mississippi State* (10-8)	ESPN	5/11/01	Auburn (20-5)	College Sports Southeast
6/4/98	Southern California* (4-5)	ESPN	5/12/01	Auburn (5-7)	College Sports Southeast
6/5/98	Southern California* (3-7)	ESPN	5/13/01	Auburn (7-9)	Guaranty Sports Network
3/14/99	Florida (4-6)	Jumbo Sports	5/16/01	Florida (10-0) *	College Sports Southeast
3/21/99	at Arkansas (6-7)	Jumbo Sports	5/17/01	Ole Miss (13-2) *	College Sports Southeast
3/28/99	Ole Miss (10-4)	Jumbo Sports	5/19/01	Ole Miss (12-6) *	SEC-TV
4/4/99	at Tennessee (3-4)	Jumbo Sports	5/20/01	Mississippi State (1-4) *	SEC-TV
4/11/99	Vanderbilt (9-2)	Jumbo Sports	5/25/01	Minnesota (10-9) #	College Sports Southeast
4/17/99	at Alabama (9-8)	Fox Sports South	5/26/01	Va. Commonwealth (13-9) #	College Sports Southeast
4/18/99	at Alabama (4-9)	Jumbo Sports	5/27/01	Va. Commonwealth (7-10) #	College Sports Southeast
4/24/99	at Mississippi State (1-7)	Jumbo Sports	5/27/01	Va. Commonwealth (14-9) #	College Sports Southeast
4/25/99	at Mississippi State (3-2)	Jumbo Sports	6/1/01	at Tulane (4-3) %	College Sports Southeast
5/2/99	Auburn (11-2)	Jumbo Sports	6/2/01	at Tulane (4-9) %	College Sports Southeast
5/9/99	at Georgia(11-11)	Jumbo Sports	6/3/01	at Tulane (1-7) %	College Sports Southeast
5/16/99	Kentucky (6-4)	Jumbo Sports	2/24/02	at Houston (11-12)	Jumbo Sports Network
5/19/99	Auburn* (2-6)	Alabama Cable Network	3/19/02	at Louisiana-Lafayette (0-7)	Jumbo Sports Network
5/20/99	Kentucky* (10-0)	Alabama Cable Network	3/24/02	at Ole Miss (7-10)	Jumbo Sports Network
5/21/99	Arkansas* (8-9)	Fox Sports South	4/7/02	at Auburn (9-5)	Jumbo Sports Network
5/30/99	East Carolina#(12-10)	Jumbo Sports	4/10/02	at Tulane (9-5)	Jumbo Sports Network
5/31/99	East Carolina#(9-0)	Jumbo Sports	4/21/02	at South Carolina (3-4)	Jumbo Sports Network
6/4/99	at Alabama%(6-13)	Alabama Cable Network	5/4/02	at Tennessee (1-2)	SEC-TV
6/5/99	at Alabama%(5-13)	Alabama Cable Network	5/5/02	at Tennessee (6-2)	Jumbo Sports Network
2/18/00	Arizona State (8-4)	College Sports Southeast	5/10/02	at Florida (5-4)	Sunshine Network
2/25/00	Houston (2-10)	College Sports Southeast	5/12/02	at Florida (8-5)	Jumbo Sports Network
3/12/00	Georgia (13-3)	Guaranty Sports Network	5/22/02	Auburn (2-1) *	Comcast Southeast
3/17/00	at Vanderbilt (6-0)	College Sports Southeast	5/23/02	South Carolina (8-3) *	Comcast Southeast
3/18/00	at Vanderbilt (17-4)	College Sports Southeast	5/25/02	South Carolina (8-10) *	SEC-TV
3/22/00	New Orleans (17-2)	College Sports Southeast	5/25/02	South Carolina (4-5) *	Comcast Southeast
3/26/00	South Carolina (7-9)	College Sports Southeast	5/31/02	Southern (5-4) #	Pelican Sports Network
3/31/00	at Auburn (18-11)	College Sports Southeast	6/1/02	Louisiana-Lafayette (0-5) #	Pelican Sports Network
4/2/00	at Auburn (12-10)	Guaranty Sports Network	6/1/02	Tulane (4-2) #	Pelican Sports Network
4/9/00	at Arkansas (17-11)	Guaranty Sports Network	6/2/02	Louisiana-Lafayette (12-2) #	Pelican Sports Network
4/15/00	at Florida (10-4)	Sunshine Network	6/2/02	Louisiana-Lafayette (12-2) #	Pelican Sports Network
4/16/00	at Florida (5-7)	Guaranty Sports Network	6/7/02	at Rice (0-6) %	Jumbo Sports Network
4/21/00	Mississippi State (13-15)	College Sports Southeast	6/8/02	at Rice (0-3) %	Jumbo Sports Network
4/23/00	Mississippi State (3-10)	Guaranty Sports Network	3/1/03	at Long Beach State (1-5)	Jumbo Sports Network
4/28/00	at Ole Miss (12-6)	College Sports Southeast	3/2/03	at Long Beach State (7-2)	Jumbo Sports Network
4/29/00	at Ole Miss (4-6)	Fox Sports South	3/5/03	Southeastern Louisiana (4-2)	Cox Sports Television
4/30/00	at Ole Miss (9-2)	Guaranty Sports Network	3/11/03	at Tulane (4-5, 11 innings)	Jumbo Sports Network
5/7/00	at Kentucky (4-7)	Guaranty Sports Network	3/16/03	Florida (8-8, tie)	Jumbo Sports Network
5/12/00	Alabama (11-4)	College Sports Southeast	3/18/03	at Southern (rainout, 5th inning)	Cox Sports Television
5/14/00	Alabama (0-14)	Guaranty Sports Network	3/21/03	at Georgia (12-5)	Comcast
5/17/00	Georgia* (11-3)	College Sports Southeast	3/23/03	at Georgia (3-2)	Jumbo Sports Network
5/18/00	Alabama* (18-12)	College Sports Southeast	3/25/03	at New Orleans (4-5)	Cox Sports Television
5/20/00	Alabama* (6-5)	Fox Sports South	3/30/03	at Alabama (11-10)	Jumbo Sports Network



Smoke Laval visits with ESPN's Dave Ryan.

- INTRO
- THIS IS LSU
- PREVIEW
- TIGERS
- COACHES
- REVIEW
- HISTORY
- RECORDS
- LSU

4/5/03	South Carolina (5-8)	SEC-TV	5/23/04	at Ole Miss (14-6)	Jumbo Sports Network
4/6/03	South Carolina (12-4)	Louisiana Network	5/26/04	Florida (4-5, 10 inn.) *	Comcast Sports
4/9/03	at Northwestern State (6-4)	Jumbo Sports Network	5/27/04	Georgia (0-1) *	Comcast Sports
4/13/03	Ole Miss (13-5)	Louisiana Network	6/4/04	Army (9-0) #	Cox Sports Television
4/15/03	Tulane (8-0)	Cox Sports Television	6/5/04	Southern Miss (6-2) #	Cox Sports Television
4/20/03	at Vanderbilt (9-2)	Jumbo Sports Network	6/6/04	College of Charleston (11-3) #	Cox Sports Television
4/25/03	Tennessee (17-4)	Cox Sports Television	6/12/04	Texas A&M (11-8) %	ESPN2
4/26/03	Tennessee (10-6)	Comcast	6/13/04	Texas A&M (4-0) %	ESPN2
4/27/03	Tennessee (15-4)	Louisiana Network	6/19/04	Miami, Fla. (5-9) ^	ESPN
4/29/03	Tulane (5-9)	College Sports Television	6/21/04	South Carolina (4-15) ^	ESPN2
4/30/03	New Orleans (7-2)	Cox Sports Television	2/15/05	Louisiana-Monroe (9-6)	Cox Sports Television
5/3/03	at Mississippi State (0-5)	SEC-TV	2/27/05	at Houston (DH, 11-5/8-1)	Jumbo Sports Network
5/4/03	at Mississippi State (6-1)	Jumbo Sports Network	3/8/05	Tulane (2-6)	Cox Sports Television
5/9/03	Auburn (6-5)	Cox Sports Television	3/18/05	at Georgia (8-2)	Comcast Sports
5/11/03	Auburn (8-14)	Louisiana Network	3/20/05	at Georgia (6-4)	Jumbo Sports Network
5/18/03	at Arkansas (6-2)	Jumbo Sports Network	3/29/05	New Orleans (18-10)	Cox Sports Television
5/22/03	Arkansas (5-4) *	Comcast	4/2/05	at Alabama (11-2)	Jumbo Sports Network
5/23/03	Mississippi State (7-2) *	SEC-TV	4/3/05	at Alabama (4-5, 13 inn.)	Jumbo Sports Network
5/24/03	Mississippi State (17-5) *	Comcast	4/6/05	Rice (8-2)	Jumbo Sports Network
5/25/03	Alabama (3-10) *	SEC-TV	4/17/05	Ole Miss (5-1)	Cox Sports Television
5/30/03	Northeastern (11-8) #	Jumbo Sports Network	4/19/05	at Tulane (8-11)	ESPN2
5/31/03	Tulane (13-5) #	Jumbo Sports Network	4/24/05	at Arkansas (6-0)	Jumbo Sports Network
6/1/03	UNC-Wilmington (9-8, 11 inn.) #	Jumbo Sports Network	5/1/05	at Vanderbilt (3-0)	Jumbo Sports Network
6/6/03	Baylor (1-4) %	ESPN Grand Slam	5/3/05	Southern (5-9)	Cox Sports Television
6/7/03	Baylor (6-5) %	ESPN2	5/6/05	Kentucky (6-5)	Cox Sports Television
6/8/03	Baylor (20-5) %	ESPN	5/13/05	Tennessee (2-9)	Cox Sports Television
6/13/03	Cal State Fullerton (2-8) ^	ESPN2	5/14/05	Tennessee (9-3)	SEC-TV
6/15/03	South Carolina (10-11) ^	ESPN	5/22/05	at Mississippi State (3-2)	Jumbo Sports Network
2/14/04	at Central Florida (17-4)	Jumbo Sports Network	5/25/05	Mississippi State (2-9) *	Comcast Sports
2/15/04	at Central Florida (5-6, 10 inn.)	Jumbo Sports Network	5/26/05	Tennessee (1-5) *	Comcast Sports
3/2/04	at Tulane (6-0)	Jumbo Sports Network	6/3/05	Marist (14-5) #	Cox Sports Television
3/9/04	at UL-Monroe (6-1)	Jumbo Sports Network	6/4/05	Rice (7-9) #	Cox Sports Television
3/21/04	at South Carolina (12-7)	Jumbo Sports Network	6/6/05	Northwestern State (12-4) #	Cox Sports Television
3/30/04	at New Orleans (12-5)	Jumbo Sports Network	6/6/05	Rice (4-5) #	Cox Sports Television
4/4/04	at Auburn (3-2)	Jumbo Sports Network			
4/10/04	Arkansas (10-11, 10 inn.)	SEC-TV			
4/11/04	Arkansas (5-7)	Cox Sports Television			
4/16/04	Georgia (6-5, 10 inn.)	Cox Sports Television			
4/20/04	at Southern (21-10)	Cox Sports Television			
4/24/04	at Tennessee (11-5)	Comcast Sports			
4/25/04	at Tennessee (11-1)	Jumbo Sports Network			
4/27/04	Tulane (9-5)	Cox Sports Television			
5/9/04	at Kentucky (11-8)	Jumbo Sports Network			
5/22/04	at Ole Miss (11-4)	SEC-TV			

^ - College World Series

* - SEC Tournament

- NCAA Regional

% - NCAA Super Regional

- INTRO
- THIS IS LSU
- PREVIEW
- TIGERS
- COACHES
- REVIEW
- HISTORY
- RECORDS**
- LSU

2005 REGIONAL TOURNAMENT AT BATON ROUGE, LA.

14	Marist	5	(W)
7	Rice	9	(L)
12	Northwestern State	4	(W)
4	Rice	5	(L)

Won 2, Lost 2 -- Finished 2nd

2004 COLLEGE WORLD SERIES AT OMAHA, NEB.

5	Miami (Fla.)	9	(L)
4	South Carolina	15	(L)

Won 0, Lost 2 -- Finished 7th

2004 SUPER REGIONAL AT BATON ROUGE, LA.

11	Texas A&M	8	(W)
4	Texas A&M	0	(W)

2004 REGIONAL TOURNAMENT AT BATON ROUGE, LA.

9	Army	0	(W)
6	Southern Miss	2	(W)
11	College of Charleston	3	(W)

Won 3, Lost 0 -- Finished 1st

2003 COLLEGE WORLD SERIES AT OMAHA, NEB.

2	Cal State Fullerton	8	(L)
10	South Carolina	11	(L)

Won 0, Lost 2 - Finished 7th

2003 SUPER REGIONAL AT BATON ROUGE, LA.

1	Baylor	4	(L)
6	Baylor	5	(W)
20	Baylor	5	(W)

2003 REGIONAL TOURNAMENT AT BATON ROUGE, LA.

11	Northeastern	8	(W)
13	Tulane	5	(W)
9	UNC-Wilmington (11 inn.)	8	(W)

Won 3, Lost 0 - Finished 1st

2002 SUPER REGIONAL AT HOUSTON, TEXAS

0	Rice	6	(L)
0	Rice	3	(L)

2002 REGIONAL TOURNAMENT AT BATON ROUGE, LA.

5	Southern	4	(W)
0	UL-Lafayette	5	(L)
4	Tulane	2	(W)
12	UL-Lafayette	2	(W)
12	UL-Lafayette	2	(W)

Won 4, Lost 1 - Finished 1st


2001 SUPER REGIONAL AT METAIRIE, LA.

4	Tulane (13 innings)	3	(W)
4	Tulane	9	(L)
1	Tulane	7	(L)

2001 REGIONAL TOURNAMENT AT BATON ROUGE, LA.

10	Minnesota	9	(W)
13	Virginia Commonwealth	9	(W)
7	Virginia Commonwealth	10	(L)
14	Virginia Commonwealth	9	(W)

Won 3, Lost 1 - Finished 1st



Ryan Theriot was named to the 2000 CWS All-Tournament team.

2000 COLLEGE WORLD SERIES AT OMAHA, NEB.

13	Texas	5	(W)
10	Southern California	4	(W)
6	Florida State	3	(W)
6	Stanford	5	(W)

Won 4, Lost 0 - Finished 1st

2000 SUPER REGIONAL AT BATON ROUGE, LA.

8	UCLA	2	(W)
14	UCLA	8	(W)

2000 REGIONAL TOURNAMENT AT BATON ROUGE, LA.

19	Jackson State	1	(W)
21	UL-Monroe	0	(W)
5	UL-Monroe	3	(W)

Won 3, Lost 0 - Finished 1st

1999 SUPER REGIONAL AT TUSCALOOSA, ALA.

6	Alabama	13	(L)
5	Alabama	13	(L)

1999 REGIONAL TOURNAMENT AT BATON ROUGE, LA.

11	NE Louisiana	4	(W)
10	East Carolina	11	(L)
6	Southern	3	(W)
12	East Carolina	10	(W)
9	East Carolina	0	(W)

Won 4, Lost 1 - Finished 1st

1998 COLLEGE WORLD SERIES AT OMAHA, NEB.

12	Southern California	10	(W)
10	Mississippi State	8	(W)
4	Southern California	5	(L)
3	Southern California	7	(L)

Won 2, Lost 2 - Finished 3rd

INTRO
THIS IS LSU
PREVIEW
TIGERS
COACHES
REVIEW
HISTORY
RECORDS
LSU

1998 SOUTH II REGIONAL TOURNAMENT AT BATON ROUGE, LA.

18	Nicholls State	4	(W)
15	Southwestern La.	6	(W)
13	Cal State-Fullerton	11	(W)
14	Cal State-Fullerton	3	(W)

Won 4, Lost 0 - Finished 1st

1997 COLLEGE WORLD SERIES AT OMAHA, NEB.

5	Rice	4	(W)
10	Stanford	5	(W)
13	Stanford	9	(W)
13	Alabama	6	(W)

Won 4, Lost 0 - Finished 1st

1997 SOUTH I REGIONAL TOURNAMENT AT BATON ROUGE, LA.

14	UNC-Greensboro	0	(W)
14	Oklahoma	3	(W)
5	South Alabama	11	(L)
14	Long Beach State (11 inn.)	7	(W)
14	South Alabama	4	(W)
15	South Alabama	4	(W)

Won 5, Lost 1 - Finished 1st

1996 COLLEGE WORLD SERIES AT OMAHA, NEB.

9	Wichita State	8	(W)
9	Florida	4	(W)
2	Florida	1	(W)
9	Miami (Fla.)	8	(W)

Won 4, Lost 0 - Finished 1st

1996 SOUTH II REGIONAL TOURNAMENT AT BATON ROUGE, LA.

9	Austin Peay	3	(W)
7	UNLV	6	(W)
17	New Orleans	4	(W)
29	Georgia Tech	13	(W)

Won 4, Lost 0 - Finished 1st

1995 SOUTH REGIONAL TOURNAMENT AT BATON ROUGE, LA.

5	Central Michigan	3	(W)
7	Rice	15	(L)
10	Central Michigan	5	(W)
9	Rice	16	(L)

Won 2, Lost 2 - Finished 3rd

1994 COLLEGE WORLD SERIES AT OMAHA, NEB.

3	Florida State	6	(L)
6	Cal State-Fullerton	20	(L)

Won 0, Lost 2 - Finished 7th

1994 SOUTH REGIONAL TOURNAMENT AT BATON ROUGE, LA.

10	Southeastern La.	6	(W)
6	Fresno State	2	(W)
6	Southern Cal	2	(W)
12	Southern Cal	10	(W)

Won 4, Lost 0 - Finished 1st

1993 COLLEGE WORLD SERIES AT OMAHA, NEB.

7	Long Beach State	1	(W)
13	Texas A&M	8	(W)
8	Long Beach State	10	(L)
6	Long Beach State	5	(W)
8	Wichita State	0	(W)

Won 4, Lost 1 - CWS Champions

1993 SOUTH REGIONAL TOURNAMENT AT BATON ROUGE, LA.

7	Western Carolina	2	(W)
12	Kent State	15	(L)
13	Baylor	6	(W)
11	South Alabama	4	(W)
9	South Alabama	4	(W)

Won 4, Lost 1 - Finished 1st

1992 SOUTH I REGIONAL TOURNAMENT AT BATON ROUGE, LA.

8	Providence	1	(W)
0	Ohio State	5	(L)
7	Tulane	3	(W)
0	Cal State-Fullerton	11	(L)

Won 2, Lost 2 - Finished 3rd

1991 COLLEGE WORLD SERIES AT OMAHA, NEB.

8	Florida	1	(W)
15	Fresno State	3	(W)
19	Florida	8	(W)
6	Wichita State	3	(W)

Won 4, Lost 0 - CWS Champions

1991 SOUTH REGIONAL TOURNAMENT AT BATON ROUGE, LA.

13	Northwestern State	2	(W)
4	Oklahoma	3	(W)
7	Texas A&M	1	(W)
8	Southwestern La.	5	(W)

Won 4, Lost 0 - Finished 1st

1990 COLLEGE WORLD SERIES AT OMAHA, NEB.

8	The Citadel	2	(W)
1	Oklahoma State	7	(L)
6	The Citadel	1	(W)
3	Oklahoma State	14	(L)

Won 2, Lost 2 - Finished 3rd (tie)

1990 SOUTH I REGIONAL TOURNAMENT AT BATON ROUGE, LA.

8	Southwestern La.	0	(W)
11	Georgia Tech	5	(W)
4	Southern Cal	5	(L)
6	Houston	4	(W)
5	Southern Cal	4	(W)
7	Southern Cal	6	(W)

Won 5, Lost 1 - Finished 1st

1989 COLLEGE WORLD SERIES AT OMAHA, NEB.

2	Miami (Fla.)	5	(L)
8	Long Beach State	5	(W)
6	Miami (Fla.)	3	(W)
7	Texas	12	(L)

Won 2, Lost 2 - Finished 3rd (tie)

1989 CENTRAL REGIONAL TOURNAMENT AT COLLEGE STATION, TEXAS

12	Nevada-Las Vegas	10	(W)
4	South Alabama	6	(L)
13	Nevada-Las Vegas	8	(W)
6	South Alabama	5	(W)
13	Texas A&M	5	(W)
5	Texas A&M (11 innings)	4	(W)

Won 5, Lost 1 - Finished 1st

- INTRO
- THIS IS LSU
- PREVIEW
- TIGERS
- COACHES
- REVIEW
- HISTORY
- RECORDS**
- LSU



The 1986 Tigers earned LSU's first College World Series berth.

1987 COLLEGE WORLD SERIES AT OMAHA, NEB.

6	Florida State (10 innings)	2	(W)
7	Oklahoma State	8	(L)
5	Arkansas	2	(W)
5	Stanford (10 innings)	6	(L)

Won 2, Lost 2 - Finished 4th

1987 SOUTH II REGIONAL TOURNAMENT AT NEW ORLEANS, LA.

5	Tulane	3	(W)
14	New Orleans	1	(W)
3	New Orleans	0	(W)
7	Cal State-Fullerton	3	(W)

Won 4, Lost 0 - Finished 1st

1986 COLLEGE WORLD SERIES AT OMAHA, NEB.

3	Loyola-Marymount	4	(L)
8	Maine	4	(W)
3	Miami, Fla.	4	(L)

Won 1, Lost 2 - Finished 5th

1986 SOUTH I REGIONAL TOURNAMENT AT BATON ROUGE, LA.

14	Jackson State	11	(W)
8	Oklahoma	5	(W)
7	Louisiana Tech	4	(W)
7	Tulane	6	(W)

Won 4, Lost 0 - Finished 1st

1985 CENTRAL REGIONAL TOURNAMENT AT AUSTIN, TEXAS

3	Houston	11	(L)
3	Lamar	4	(L)

Won 0, Lost 2 - Finished 6th

1975 SOUTH REGIONAL TOURNAMENT AT STARKVILLE, MISS.

7	Murray State	2	(W)
2	Florida State	4	(L)
1	Miami, Fla.	8	(L)

Won 1, Lost 2 - Finished 3rd



The 1987 Tigers became the first SEC team to make back-to-back CWS trips.

NCAA TOURNAMENT RECORD

YEAR	W	L	PCT.
2005	2	2	.500
2004	5	2	.714
2003	5	3	.625
2002	4	3	.571
2001	4	3	.571
2000	9	0	1.000
1999	4	3	.571
1998	6	2	.750
1997	9	1	.900
1996	8	0	1.000
1995	2	2	.500
1994	4	2	.667
1993	8	2	.800
1992	2	2	.500
1991	8	0	1.000
1990	7	3	.700
1989	7	3	.700
1987	6	2	.750
1986	5	2	.714
1985	0	2	.000
1975	1	2	.333
Total	106	41	.721

(29-17 in CWS; 7-7 in Super Regionals;
70-17 in Regionals)



Gregg Patterson earned four wins in the 1987 NCAA Tournament.

College World Series Record

YEAR	W	L	Finish
1986	1	2	5th
1987	2	2	4th
1989	2	2	3rd
1990	2	2	3rd
1991	4	0	1st
1993	4	1	1st
1994	0	2	7th
1996	4	0	1st
1997	4	0	1st
1998	2	2	3rd
2000	4	0	1st
2003	0	2	7th
2004	0	2	7th
TOTAL	29	17	.630

INTRO
THIS IS LSU
PREVIEW
TIGERS
COACHES
REVIEW
HISTORY
RECORDS
LSU

**Great Moments in LSU Baseball Regional/
Super Regional History**

June 13, 2004

Lane Mestepey fires a masterful five-hit shutout in Game 2 of a Super Regional series against Texas A&M. Will Harris' ninth-inning grand slam clinches LSU's 4-0 triumph and sends the Tigers to the College World Series for the second straight season.

June 7-8, 2003

LSU blasts Baylor 20-5, using an 11-run sixth inning highlighted by Clay Harris' grand slam to reach its 12th College World Series. The Tigers faced elimination a day earlier after Baylor captured the first contest in the best-of-three set. Harris and Ivan Naccarata belted back-to-back homers to lead off the eighth inning to lift LSU over Baylor, 6-5, to set up the rubber match.

June 1, 2003

Jon Zeringue's one-out, walk-off home run in the bottom of the 11th sends LSU to the super regional round as the Tigers defeat a pesky UNC-Wilmington club, 9-8. Despite defeat, UNC-W becomes the first opposing team to make a congratulatory lap around the field following the game.

June 2, 2002

LSU comes through the loser's bracket to defeat UL-Lafayette twice by identical 12-2 scores to win its seventh consecutive regional championship. The Tigers are the only regional winner of 2002 to come through the loser's bracket to win twice on the final day.

May 30-31, 1999

Facing a seven-run deficit and in danger of being eliminated, LSU rallies to take a 12-10 lead it would not relinquish against East Carolina to force a second championship game. Kurt Ainsworth gets an extra day of rest thanks to rain, which forces the second contest to be moved to Monday. Ainsworth blanks the Pirates, 9-0, hurling the Tigers to a super regional matchup with SEC foe Alabama.

May 28, 1999

LSU tags former UL-Monroe starter and current Milwaukee Brewer star Ben Sheets, opening the Baton Rouge Regional with a convincing 11-4 victory over the Indians who are managed by current LSU head coach Smoke Laval.

May 23, 1998

LSU falls behind Cal State Fullerton, 7-0 through two innings, but Cedrick Harris' two-run double in the eighth caps a four-run inning to complete a comeback as the Tigers earn a 13-11 victory. LSU routs the Titans 14-3 the next day to reach Omaha.

May 25, 1997

A classic five-hour marathon comes to an end as LSU outlasts Long Beach State by scoring seven runs in the 11th inning for a 14-7 victory. One day later, the Tigers avenge their second round loss to South Alabama by sweeping the Jaguars, 14-4 and 15-4, before defending its national championship in Omaha. The regional has been called by many as the "most exciting" in LSU history.

May 26, 1996

In one of the largest hit outputs in school history, LSU uses 18 runs on 13 hits in the seventh inning of the South II Regional championship game to rout Georgia Tech, 29-13. Before the game and after the completion of batting practice, the Tigers change uniforms and wear the infamous gold jerseys for the first time in school history.

May 29, 1994

LSU holds on to a 12-10 win over Southern Cal in the South Regional final. Former Trojan and current Minnesota Twins' star Jacque Jones smashes three homers in defeat.

May 28, 1989

LSU completes perhaps its most improbable journey in the program's history to reach its third College World Series. The Tigers win five of six games at the 1989 Central Regional in College Station, Texas. LSU shocks top-ranked Texas A&M with two wins on the tournament's final day -- including a 5-4, 11-inning victory in the championship game. Ben McDonald earns the win in seven innings of work in the first game and then comes back to earn a save in the clincher. All four LSU pitchers in the final game -- Russ Springer, Paul Byrd, Curtis Leskanic and Ben McDonald -- reach the Major Leagues. Texas A&M, at the time, had amassed 58 wins to just five losses and was led by Chuck Knobloch. The 58 wins still stands as an Aggie record.

May 25, 1986

Albert Belle smashes two, two-run homers in the South I Regional championship game, leading the Tigers to their first College World Series with a 7-6 win over Tulane at Alex Box Stadium. Belle was named tournament MVP for his efforts.



LSU celebrates its 2004 Super Regional win over Texas A&M.

- INTRO
- THIS IS LSU
- PREVIEW
- TIGERS
- COACHES
- REVIEW
- HISTORY
- RECORDS**
- LSU



All-American Wes Grisham helped the 1990 Tigers collect an SEC-record 807 hits.

2005

TOURNAMENT AT BIRMINGHAM, ALA.

2	Miss. State	9
1	Tennessee	5
Won 0, Lost 2 -- Finished 7th		

2004

TOURNAMENT AT BIRMINGHAM, ALA.

4	Florida (10 innings)	5
0	Georgia	1
Won 0, Lost 2 - Finished 7th		

2003

TOURNAMENT AT BIRMINGHAM, ALA.

5	Arkansas	4
7	Miss. State	2
17	Miss. State	5
3	Alabama	10
Won 3, Lost 1 - Finished 2nd		

2002

TOURNAMENT AT BIRMINGHAM, ALA.

2	Auburn	1
8	South Carolina	3
8	South Carolina	10
4	South Carolina	5
Won 2, Lost 2 - Finished 3rd		

2001

TOURNAMENT AT BIRMINGHAM, ALA.

10	Florida	0
13	Ole Miss	2
12	Ole Miss	6
1	Miss. State	4
Won 3, Lost 1 - Finished 2nd		

2000

TOURNAMENT AT BIRMINGHAM, ALA.

11	Georgia	3
18	Alabama	12
6	Alabama	5
9	Florida	6
Won 4, Lost 0 - Finished 1st		

1999

TOURNAMENT AT BIRMINGHAM, ALA.

2	Auburn	6
10	Kentucky	0
8	Arkansas	9
Won 1, Lost 2 - Finished 5th		

1998

TOURNAMENT AT BIRMINGHAM, ALA.

4	Arkansas	8
6	South Carolina	0
5	Mississippi State	7
Won 1, Lost 2 - Finished 5th		

1997

TOURNAMENT AT COLUMBUS, GA.

5	Auburn	2
12	Tennessee	5
12	Alabama	7
2	Alabama	12
Won 3, Lost 1 - Finished 2nd		

1996

TOURNAMENT AT BIRMINGHAM, ALA.

3	Tennessee	1
2	Florida	6
11	Kentucky	12
Won 1, Lost 2 - Finished 4th		

1995

WESTERN DIVISION TOURNAMENT AT STARKVILLE, MISS.

8	Alabama	9
14	Miss. State	6
7	Auburn	5
7	Arkansas	6
8	Alabama	9
Won 3, Lost 2 - Finished 2nd		

1994

WESTERN DIVISION TOURNAMENT AT OXFORD, MISS.

3	Alabama	2
6	Arkansas	4
3	Auburn	2
5	Auburn	4
Won 4, Lost 0 - Finished 1st		

1993

WESTERN DIVISION TOURNAMENT AT BATON ROUGE, LA.

6	Ole Miss	1
3	Miss. State	5
13	Arkansas	7
16	Auburn	5
7	Miss. State	3
Won 4, Lost 1 - Finished 1st		

1992

TOURNAMENT AT NEW ORLEANS, LA.

7	Vanderbilt	2
8	Arkansas	1
1	Florida	3
5	Georgia	3
6	South Carolina	3
12	Florida	1
Won 5, Lost 1 - Finished 1st		

1991

TOURNAMENT AT BATON ROUGE, LA.

8	Kentucky	7
8	Miss. State	2
1	Florida	7
9	Miss. State	4
4	Florida	8
Won 3, Lost 2 - Finished 2nd		

1990

TOURNAMENT AT BIRMINGHAM, ALA.

6	Florida	4
17	Miss. State	8
13	Vanderbilt	5
1	Miss. State	3
Won 3, Lost 1 - Finished 1st (tie) (championship game canceled due to rain; LSU and Mississippi State declared tournament co-champions)		

INTRO
THIS IS LSU
PREVIEW
TIGERS
COACHES
REVIEW
HISTORY
RECORDS
LSU

1989

TOURNAMENT AT GAINESVILLE, FLA.

6	Georgia	3
6	Florida	8
5	Auburn	8

Won 1, Lost 2 - Finished 4th

1988

TOURNAMENT AT STARKVILLE, MISS.

7	Kentucky	9
7	Georgia	3
2	Florida	7

Won 1, Lost 2 - Finished 5th

1987

TOURNAMENT AT ATHENS, GA.

8	Auburn	9
4	Georgia	2
4	Kentucky	1
4	Auburn	2
3	Miss. State	13

Won 3, Lost 2 - Finished 2nd

1986

TOURNAMENT AT BATON ROUGE, LA.

10	Georgia	6
10	Alabama	7
8	Georgia	4

Won 3, Lost 0 - Finished 1st

1985

TOURNAMENT AT BATON ROUGE, LA.

6	Georgia	8
2	Florida	5

Won 0, Lost 2 - Finished 4th

1979

TOURNAMENT AT STARKVILLE, MISS.

5	Florida	2
5	Miss. State	12
1	Florida	5

1975

6	Georgia (H)	5
8	Georgia (A)	3

LSU won series 2-0 to claim SEC title

1968

4	Alabama (H)	6
---	-------------	---

Alabama won single-game playoff to claim West Division title

1967

2	Ole Miss (A)	6
---	--------------	---

Ole Miss won single-game playoff to claim West Division title

1961

4	Auburn (A)	3
6	Auburn (H)	5

LSU won series 2-0 to claim SEC title

SEC POST-SEASON RECORD

YEAR	W	L	PCT.
2005	0	2	.000
2004	0	2	.000
2003	3	1	.750
2002	2	2	.500
2001	3	1	.750
2000	4	0	1.000
1999	1	2	.333
1998	1	2	.333
1997	3	1	.750
1996	1	2	.333
1995	3	2	.667
1994	4	0	1.000
1993	4	1	.800
1992	5	1	.833
1991	3	2	.600
1990	3	1	.750
1989	1	2	.333
1988	1	2	.333
1987	3	2	.600
1986	3	0	1.000
1985	0	2	.000
1979	1	2	.333
1975	2	0	1.000
1968	0	1	.000
1967	0	1	1.000
1961	2	0	1.000
Total	53	34	.609
(Tournament only)	49	32	.605



Trey McClure served as team captain of LSU's 1997 SEC Championship squad.

- INTRO
- THIS IS LSU
- PREVIEW
- TIGERS
- COACHES
- REVIEW
- HISTORY
- RECORDS**
- LSU

PERFECT GAMES (SINCE 1965)

	DATE	IP	H	BB	SO	
Bruce Baudier	2-0 vs. Alabama	May 5, 1967	7	0	0	8

OTHER NO-HIT GAMES (SINCE 1965)

	DATE	IP	H	BB	SO	
Randy Wiles	3-0 vs. Rice	March 3, 1972	7	0	1	11
Van Quigley	1-0 at Tulane	May 5, 1966	7	0	4	4
Bobby Landry	1-0 vs. Southern Miss	March 14, 1979	7	0	3	7

ONE-HIT GAMES (SINCE 1965)

	DATE	IP	H	BB	SO	
Paul Stefan	4-0 at Alabama	April 12, 1976	7	1	0	5
Randy Wiles	6-0 vs. Miss. State	April 13, 1973	7	1	3	6
Dick Hicks	4-0 vs. Nicholls State	April 11, 1968	7	1	2	12
Mike Alvarez	7-0 vs. Canisius	March 13, 1980	7	1	0	9
Clay Parker	5-1 vs. Navy	March 10, 1982	7	1	4	2

BRUCE BAUDIER'S PERFECT GAME

May 5, 1967 — Baton Rouge, La.
Second Game of Doubleheader

Alabama	AB	R	H	RBI	BB	SO	PO	A
Cargo, rf	3	0	0	0	0	1	1	0
Johnson, cf	3	0	0	0	0	1	0	0
Moss, 3b	2	0	0	0	0	0	0	2
Limbaugh, c	0	0	0	0	0	0	3	0
Holley, ph	1	0	0	0	0	1	0	0
McCorquodale, 1b	2	0	0	0	0	0	7	0
Trafenstedt, lf	2	0	0	0	0	1	0	0
Bailey, 2b	0	0	0	0	0	0	0	0
Fisher, 2b-ss	2	0	0	0	0	1	0	2
Ranelli, ss	1	0	0	0	0	1	0	2
Parker, lf	1	0	0	0	0	1	0	0
Harris, c	1	0	0	0	0	0	7	0
Brown, 3b	1	0	0	0	0	0	0	0
Glover, p	2	0	0	0	0	1	0	1
Totals	21	0	0	0	0	8	18	7

Louisiana State	AB	R	H	RBI	BB	SO	PO	A
Morris, ss	3	0	0	0	1	2	0	2
Felps, 3b	3	0	1	0	0	2	1	0
Ogin, lf	3	0	0	0	0	2	2	0
Giles, c	3	1	0	0	0	0	8	0
Achord, 2b	2	1	1	0	1	1	1	2
Domingue, 1b	3	0	2	1	0	0	6	0
Abernathy, cf	1	0	0	0	0	0	1	0
Cockerham, ph	1	0	1	1	0	0	0	0
Tatum, cf	0	0	0	0	0	0	1	0
Bergman, rf	3	0	1	0	0	2	1	0
Baudier, p	2	0	0	0	0	1	0	2
Totals	24	2	6	2	2	10	21	6

Alabama	000	000	0-001
Louisiana State	000	101	x-260

E-Moss. LOB-Alabama 0, LSU 8. 2B-Domingue. SB-Tatum. SH-Abernathy, Baudier.

Alabama	IP	H	R	ER	BB	SO
Glover (L, 5-7)	6	6	2	1	2	10
LSU						
Baudier (W, 6-4)	7	0	0	0	0	8

WP-Glover. PB-Harris. U-Wiggins, Knight. T-1:47. A-450.
(Baudier threw perfect game using 72 pitches.)

	DATE	IP	H	BB	SO	
Guy Rutledge	3-0 vs. Auburn	May 30, 1983	7	1	5	6
Ben McDonald	10-0 vs. Florida	March 11, 1989	9	1	4	13
Mark LaRosa	5-0 vs. Texas A&M	Feb. 23, 1991	7	1	4	6
Brett Laxton	6-1 vs. South Carolina	March 27, 1993	7	1	4	10
Brian Winders	2-1 at Ole Miss	April 15, 1995	9	1	2	9
Patrick Coogan	7-1 vs. Ole Miss	April 18, 1997	9	1	0	15

TWO-HIT GAMES (SINCE 1970)

Tom Charpentier	2-1 vs. Ole Miss	March 29, 1975
	4-0 vs. Ole Miss	April 26, 1974
Randy Wiles	0-1 vs. Ole Miss	March 22, 1973
	2-1 vs. Kansas State	March 16, 1972
	1-0 vs. Northeast Louisiana	March 26, 1970
Wally McMakin	5-1 vs. Memphis State	March 9, 1973
Mike Lloyd	1-0 vs. Auburn	March 25, 1978
Jim Uremovich	1-0 vs. Auburn	March 26, 1978
Chuck Voorhies	3-0 vs. Northwestern State	April 26, 1978
Mike Alvarez	4-0 vs. Southwestern Louisiana	Feb. 19, 1979
	1-0 at Ole Miss	March 11, 1979
Mike Lloyd	11-2 at Ole Miss	March 11, 1979
Jerry Powell	3-0 vs. Northeast Louisiana	March 26, 1979
Ronnie Robbins	4-3 at Southeastern Louisiana	April 20, 1983
Cal Santarelli	3-1 vs. Northeast Louisiana	April 27, 1983
Gregg Patterson	5-1 vs. Louisiana Tech	May 2, 1985
Robbie Smith	5-0 vs. Auburn	May 4, 1985
Ben McDonald	7-1 vs. UCLA	March 27, 1988
Lloyd Peever	7-0 at Tulane	March 11, 1992
	4-1 at South Carolina	March 21, 1992
Brett Laxton	4-1 at Tennessee	April 3, 1993
Brian Tallet	6-0 at Vanderbilt	March 17, 2000



Bruce Baudier celebrates his 1967 perfect game.

Gene Achord



Following is a list of all-time LSU Tiger Baseball varsity letter winners. The LSU Sports Information Office will appreciate your assistance in correcting any errors. Current players are listed in bold.


A

ABELL, PT.	1905-06
ABERNATHY, S.	1965-66-67
ACHORD, Gene	1962-63-64
ACHORD, Jack	1966-67
ADCOCK, Joe Bill	1947
ADKINS, Ken	1949
AINSWORTH, Kevin	1994-95
AINSWORTH, Kurt	1998-99
ALBRIGHT, J.G.	1907-08-09-10
ALBRITTON, Jason	1996-97-98
ALDRIDGE, Randall J.	1974-75
ALFORD, Jeremy	2001
ALLEN, Gary	1976-77-78
ALLMEN.....	1905
ALMAGUER, Pete	1979-80
ALSTON, F.H.	1928-29
ALVAREZ, Mike	1979-80
AMEDEE, Lynn	1961-62
ANASTASIO, Charles	1939-40-41
ANDREWS, David	1976-77-78
ANTONINI, Adrian	1991-92-93-94
ARDIZONE.....	1932
ASSETT, A.	1932
AYCOCK, Jerry	1950-52-53


B

BABIN, L.W.	1919-20-23
BAGLEY, Wade	1994-95
BAILEY, John	1961
BAILEY, Sid	1943
BAIRD, A.W.	1916
BALDWIN, A.W.	1908
BALDWIN, Clyde	1947
BANKSTON....	1911
BARBIER, Blair	1997-98-99-2000
BARBIN.....	1897
BARFIELD, Billy	1958-59-60
BARHAM, G.E.	1926
BARTEET, Donald	1968
BARFIELD, T.	1954-55-56-57
BARKEMEYER, Brian	1980
BARKER, Sean	2001-02

Albert Belle




Harry Berrios




BARTEL, Darrin	1986
BARTON, Jim	1950-51-52
BASS, Brad	2004-05
BAUDIER, Bruce	1966-67
BAUDIN.....	1929
BAUER, Tim	1991-92
BAUER, W.D.	1909
BAUMAN, J.	1929-30-31
BAZDWIN, A.	1908
BEARD, J.	1983
BECKNELL, F.J.	1942
BECKNEL, M.	1937
BELLE, Albert	1985-86-87
BELLE, Terry	1986-88
BENITEZ.....	1913
BENNETT.....	1899
BENNETT, Bryon	1997-98
BENOIT, R.L.	1918-19
BENSAL, Julius	1948-49
BERARDI, Scott	1992-93-94-95
BERG, Andy	1987-88
BERGERON, L.A.	1914
BERGMAN, Russell	1967-69
BERNHARDT, Tom	1994-95-96-97
BERRIOS, Harry	1991-92-93
BERRY.....	1903
BERRY, Kevin	1989
BERTHELOT, Eric	1994-95-97
BETHEA, Scott	1990
BETTS, Mike	1984
BIANCO, Mike	1988-89
BISLAND, R.B.	1923-24
BLACK, Douglas	1972-73
BLAIR, Buddy	1933-34-36
BLACK, Jack	1931
BLACKWELL, Tiger	1992
BLANCHARD, A.E.	1918-19
BLANCHARD, B.O.	1907-10
BLANCHARD, E.	1950-52-56-57
BOLIN, D.C.	1914
BOLLMAN, Steve	1975-76-77-79
BONADONA, M.	1981-82-83-84
BONURA, Michael	2004
BONVILLIAN, H.E.	1913
BOONE, J.R.	1922-23-24
BOOTE.....	1913
BORDELON, S.A.	1901-02-03
BORDEN, W.	1939
BOUDREAU, A.T.	1977

Pete Bush



Mark Cooper



BOUDREAU, Brian	1977
BOUDREAU, Scot	1986
BOURGEOIS, A.	1958-59-60
BOURGEOIS, Christian	1998-99
BOWDEN, G.	1954-55
BOWDEN, Ken	1951(Manager)
BOWE, Brandon	1998-99
BOWIE, Jim	1986
BOWLES, Justin	1995-96
BOWMAN, S.S.	1930-31-32
BOX, Alex	1942
BRANT, Chris	1981-82
BRAUD, John	1963-64
BREAUX, E.	1937-38
BRIAN, Billy	1999-00-01-02
BRIGANTE, V.	1919-20-21-22
BRIGHT, Bill	1970
BROTHERTON, Paul	1939-40
BROUSSARD, Burke	1985
BROUSSARD, Ed	1930
BROUSSARD, H.	1903-
BROUSSARD, Marty	1940-42-44
BROUSSARD, Y.	1937
BROWN, J.E.	1931
BROWN, L.P.	1929-31
BROWN, Lefty	1941
BROWN, R.	1933-34-35
BROWN, Thomas	1969
BROWNELL, C.R.	1909
BRUCE.....	1905
BRUMFIELD, Victor	1999-00-01
BRYAN, A.	1937
BRYAN, Redfield	1957-58
BUMSTEAD, Nate	2003-04
BURCH, Dale	1970-71-72
BURLEIGH, C.	1938
BURLEY, C.	1939-40
BURNS, Craig	1969-70-71
BURT, Jim	1957
BUSH, Pete	1987-88-89
BUTEAU, Rhett	2002-03-04-05
BYRD, Paul	1989-90-91

C


CAHILL, Chris	2005
CALA, Craig	1988-89
CALDWELL, J.B.	1910
CALHOUN, S.L.	1925-27
CALHOUN, T.C.	1932-33-34
CALLENDAR, D.	1935-36-37
CARAWAY.....	1918
CARR, A.J.	1922-24
CARRIERE, O.P.	1923-24-25-26
CARVELLO.....	1941
CARVILLE.....	1897-98
CASHIO, John	1973-74-75-76
CASTANEDA, Danny	1981
CAVELL, Leo	1945
CAVETT, J.R.	1917-18-19
CERVENKA, Chris	1982-83
CERVENKA, Craig	1980-81-82-83
CHAMBERLAIN, Matt	1991-92-93
CHAMBERLAIN, W.B.	1899
CHAMPAIGN, E.	1929-30-31-32
CHARPENTIER, Tom	1974
CHATELAIN, Don	1963-64
CHILDRESS, J.	1937-38
CHOATE, G.	1954-55

CHOATE, J.	1950-52-53
CHURCHILL.....	1924
CHURCHILL, C.S.	1915-16
CLARK, Ned	1950-52-53
CLARK, T.	1958
CLARK, Tim	1990
COATES, Ray	1947-48
COCKERHAM, Richard	1967-68-69
COHEN, Mike	1984
COLE, C.G.	1900
COLEMAN, W.	1947-48-49
COLEMAN, C.	1965
COLEMAN, Pete	1966
COLLAZO.....	1944
COLLINS, Albin	1968
COLLINS, J.	1928
COLLINS, Steven	1970-71-72-73
COLUMBUS, Jason	2002
COLVIN, Matt	1998
COMEAX.....	1900
COOGAN, Patrick	1995-96-97
COOK, Bill	1964-65-66
COOK, Keyaan	1991
COOLEY, Chad	1993-94-95-96
COOPER, E.	1929
COOPER, H.	1905
COOPER, Mark	1983-84
COPPONEX, Buddy	1938
CORCORAN, Roy	2001
CORDANI, Rich	1990-91
CORDARO, Emile	1978
COSTA, Billy	1940
COSTELLO, Vinnie	1984-85
COTTEN, Bobby	1963
COUVILLON, Ray	1944
CRAIN, Barry	1966-67
CRAFT, Carl	1981
CRESS, Walker	1938-39
CRESSE, Brad	1997-98-99-2000
CRITZER, Bob	1947
CROSSWELL, M.	1975-76-77-78
CROUERE, J.	1939-40-41
CUNNINGHAM, Dave	1987
CUNTZ, Casey	1996-97
CUNTZ, Pat	1984-85
CUNTZ, Warren	1981-82-84

D

DABADIE.....	1903
DABADIE, F.	1909
DAIGLE, Lester	1956
DALTON, Josh	1998-99
DALY, Mike	1998-99-2000
DANA, J.	1938-39-40
D'AQUIN, Richard	1949
DARDAR, Chase	2005
DARK, Al	1943
DARSEY, J.H.	1926
DASPT, A.P.	1897-98-99
DASPT, C.	1895
DAUGHERTY, Brian	1994-95-96-97
DAVID, Brad	2000-01-02
DAVIS.....	1909
DAVIS, Sam	1951
DAVIS, Wes	1997-98
DAVIS, Will	2004-05
DAWSON, O.H.	1914
DELAFIELD, G.	1937-38

Andy Galy



INTRO
THIS IS LSU
PREVIEW
TIGERS
COACHES
REVIEW
HISTORY
RECORDS
LSU

INTRO
THIS IS LSU
PREVIEW
TIGERS
COACHES
REVIEW
HISTORY
RECORDS
LSU

DELATTE, Irwin	1953-54-55
DELAUNE, Kenneth	1974
DELGER, Lawrence	1968
DEMONT, Tommy	1961-62
DEMOUY, Chris	1996-97-98
DERE, Al	1947
DETERMANN, Jason	2003-04-05
DEUTSCHMANN, Lou	1955
DEWEY, Duane	1979
DEXTON, Ames	1970
DIAL, Wiley	1961-63
DICKEY,.....	1929
DIDIER, Mel	1947
DILIBERTO, Bobby	2004
DIMMICK, O.	1925
DIRKS, Clay	2004-05
DIXON, John	1984-85
DIXON, L.C.	1936
DOGGETT, Al	1952-53
DOIRON, Mark	1979
DOLBY,.....	1912
DOMILISE, Jerry	1947
DOMINGUE, Johnny	1967
DONATHAN, Billy	1981-82
DONAHUE,.....	1903
DOUGHTY, Richard	1989
DOUGLAS, James	1972
DREW, A.S.	1917-18
DREW, H.C.	1807
DROUILHET,.....	1902
DRUDE, Leonard	1954-55-56-57
DUCHIN, C.	1893-95
DUGAS, C.J.	1921-22-23-24
DUGAS, J.	1917-18
DUNCAN, Trae	2001
DUNN, Nathan	1994-95-96
DUPLANTIS, Brad	1986
DUPONT,.....	1912

E	
EARNHART, Clint	1997-98-99
EDGE, Evan	1973
EDMONSON, Larry	1961-62
EDMUNSON, E.	1932
EDWARDS, Daniel	1988
ENGLISH, Eric	2005
ERDMAN, Charlie	1938-39-40
ESNARD, H.	1901
ESNARD, M.	1900-01-02
ESPINOSA, Phil	1989
ESTEVEZ, Jake	1996-98
EVANS,.....	1903
EZELL, Billy	1965

F	
FAIRCLOTH, Jordan	2003-04-05
FALGOUT, R.	1956 (Manager)
FALKENHEIMER, F.	1958-59
FANCHER, P.D.	1917-18
FARZIO, Richard	1968-69-70-71
FARMER, Louis	1969-70-71-72
FATHERREE, Jesse	1934-35-36
FAULKNER, Craig	1984-85-86-87
FELPS, Irwin	1967-68
FENET, A.	1930
FERRARA, Greg	1973-75
FETZER, Bobby	1950
FETZER, Ed	1950
FETZER, John	1944
FIELD, Jimmy	1962
FIFE, Bob	1938
FITTERER, Scott	1995
FLOWERS, Bob	1958-59-60
FLOYD, J.C.	1920
FLUKER, H.V.	1914
FLYNN, A., "Bill"	1933-34
FONTENOT, Greg	1986
FONTENOT, Mike	2000-01
FONTENOT, Steve	1979-80
FORBES, Willie	1986-87
FORTIER, F.R.	1914
FOURMY, J.M.	1902-03
FRANCIONI, J.B.	1910-13
FRANK, Steve	1972-73-74-75
FREIDHOF, Bill	1981-82
FRENCH, Shawn	2003
FRERE, J.	1983
FREIRE,.....	1903
FURNISS, Eddy	1995-96-97-98

G	
GALE, Mark	1980
GALLIOT,.....	1898
GALY, Andy	1986-88
GARCIA, Luis	1989-90-91
GARIDEL, Jamin	1998-99-00-01
GARRISON, G.	1929
GARRITY, Pat	1989-90-91
GASPARD, Mitch	1984
GAYLE, F.L.	1910-11-13
GENUSA, Francis	1960-61-62
GEORGE, Steve	1962-63-64
GERMAN, Bobby	1944
GIAMBRONE, D.	1976-77-78
GIBBS, B.B.	1908
GILBERT, Pete	1923-25-27
GILHULY, Ed	1981-84
GILES, Tommy	1967-68
GILL, Blake	2002-03-04-05
GLAMP, Joe	1943
GODFREY, L.T.	1926-27-28
GOLDEN, Jack	1942-47
GOMEZ, Hunter	1999-2000
GORINSKI, Walt	1941-42-43
GOSSEVAND, M.A.	1912-13-14
GOURRIER, Bat	1932
GOYER, C.W.	1905-06-07-08
GRACE, Bryan	1999
GRAHAM, Mike	1990-91-92
GREELY, Jim	1992-93
GREENE, Rick	1990-91-92
GREGORY, Paul	1979
GREMILLION, E.	1944-47
GREEVENBURG, J.H.	1926-28
GRISHAM, Wes	1989-90
GRUVER, Matt	1988-89
GUESSFIELD, James	1974
GUGLIELMO, Carey	1958-59-60
GUIDROZ, Lukas	2002
GUIDRY, Weylin	1999-00-01-02
GULLORY, Dan	1996-97-98
GUTHRIE, Mark	1984-85-86-87

H	
HAHN, Dustin	2002
HALL, C.C.	1908
HALL, Fred	1941-42-43
HALL, Jim	1942-43
HAMILTON, F.S.	1910-11-12
HAMILTON, J.D.	1915-19
HAMILTON, J.J.	1914-15
HAMILTON, O.B.	1903
HAMITER,.....	1918-19
HAMMETT, B.	1938-39-40
HAMPTON, Jeff	1994-95
HAMPTON, T.	1959
HANLEY, W.B.	1920-21
HANNA, Billy	1949-50-51
HANSON, E.	1923
HANSON, R.	1923
HARE, Gerald	1956
HARRELL, Jeff	1979-81
HARRIS, Bryan	2005
HARRIS, Cedrick	1998-99-2000
HARRIS, Clay	2002-03-04-05
HARRIS, Jeff	1994
HARRIS, Sulcer	1943
HARRIS, Will	2003-04-05
HARRISON,.....	1900
HARTWIG, Rob	1986-87
HATHORN, Jim	1977-78-79
HAWPE, Brad	1999-2000
HAYDELL, Dick	1963-64
HAYNIE, G.	1939-40-41
HAZLIP, S.W.	1913
HEARD, J.	1898-1900
HEARD, W.	1932-33
HEATH, J.L.	1925-26-27
HEATH, Matt	2001-02
HEBERT, A.W.	1914-15-17-18
HEBERT, C.J.	1905-06
HEBERT, Derek	2004-05
HEBERT, E.B.	1911
HEBERT, Jim	1944
HEBERT, R.A.	1942
HECKER, D.	1939
HEDGES, Lee	1949-51
HEDRICK, B.	1939


HELVESTON, O.	1934-35-36
HEMPHILL, James	1996
HENDRICKSON, Eric	1999
HENDRIX, J.	1928-29-30
HENNER, Thomas	1968-70
HERBST, Jack	1942
HERNANDEZ, Courtney	1998
HEROMAN,.....	1899
HERRING, P.S.	1922
HERRY, David	1990-91-92
HETZEL, Eric	1985
HERTZOG, M.	1915
HICKS, Richard R.	1967-68
HIGGINS, Danny	1997-98
HIGHTOWER, C.W.	1910-11
HIGHTOWER, Gerald	1942
HILBORN, W.B.	1924
HILL, Aaron	2001-02-03
HILL, D.	1959
HILL, Justin	2001-02
HILLMAN, W.A.	1906-10
HINES, L.	1938
HOAGLUND, Walter	1967-68-69
HOCHENDEL, B.F.	1905-08
HODGES, A.T.	1943
HODGES, Trey	1999-2000
HOLCOMBE, M.	1938
HOLDEN, T.D.	1929-30-31
HOLLANDER, Michael	2005
HOLLINGSWORTH, G.	1972-73-74-75
HOLMES,.....	1913
HOLT, J.C.	2002-03-04
HORTON, Conan	1996-97
HORWATH, Matt	2004
HOSKINS, Dick	1943-44
HOVER, Don	1956-57
HOWARD, Tommy	1950-52-53
HOWELL, R.B.	1910-11-12
HOWIE, Mark	1982-83-84
HUFFMAN, Ryan	1993-94
HUMPHREY, N.	1934-35-36
HUMPHRIES, Steve	1981
HUNDLEY, F.	1936-38-39
HUNSICKER,.....	1935
HUNSICKER, G.R.	1905-06
HUNT, C.	1934-35-36
HUNT, E.C.	1948 (Manager)
HUNT, Will	1992-93
HUNT, William	1968-69
HUSBAND, Frank	1952-53
HYMEL, Gary	1988-89-90-91

I	
IRWIN,.....	1934
IVES, C.A.	1919-20-22

J	
JACKSON,.....	1924
JACKSON, Chris	2005
JACKSON, J.S.	1914-15
JACKSON, Kenny	1992-93
JACOBS,.....	1939
JAMES,.....	1936
JAMES, H.	1913
JENSEN, Ty	2003-04
JEWELL, Wylie	1948-49
JOHNSON, Douglas	1950-52
JOHNSON, Eric	1986
JOHNSON, Phil	1938
JOHNSON, Phillip	1966
JOHNSON, R.E.	1912
JOHNSON, Russ	1992-93-94
JOHNSON, Tookie	1988-89-90-91
JOHNSTON, Ronny	1957-58-59
JONES, C.	1942
JONES, Forest	1981-82
JONES, L.	1920-21-22
JONES, R.D.	1924-25-26
JORGENSEN, Ryan	2000
JOSEPH, Gary	1981-82-83
JOVETT, M.	1929-30-31
JUDICE, Frank	1974-76-77
JUNE,.....	1916


K	
KARCHER, Kevin	1979-80
KARP, Dan	1981-82
KAVANAUGH, K., Sr.	1938-39-40
KEIGLEY, Gerald	1971-72-73
KEISLER, Randy	1998
KELLER, J.	1932-35
KELLER, Nolan	1963
KELLY, A.H.	1906
KENDA, J.	1936-37
KENNEDY, R.M.	1900-01-02-03
KING, J.D.	1928
KING, L.	1938-39
KINCAID, Steve	1984
KIRKPATRICK, H.L.	1931-32-33
KIRKWOOD, M.H.	1908
KIRKWOOD, W.H.	1907
KITCHENS, G.	1958
KITE, Dan,	1986-87-88
KIZER, R.C.	1922-23
KLOSTERMEYER, Mike	1995
KLOVEHORN, Henry	1977
KLING, Alonzo	1954-55-56
KLUG, Kenny	1976-77
KNIGHT, G. "Red"	1944-45-46-47
KOERNER, Mike	1995-96-97
KOPPENS, Paul	1973
KOUNS, Sinclair	1948-49
KOZIMINSKI, M.	1958 (Manager)
KUNDELT, R.	1931-32
KUPPER, Scott	1988

L	
LACROIX,.....	1895
LANDRY,.....	1920-22
LANDRY, H.E.	1900-02-03
LANDRY, L.L.	1934-35-36
LANDRY, R.J.	1914
LANDRY, Robert	1978-79-80
LANDRY, Wynn	1981
LANIER, Tim	1993-94-95-96
LANIER, W. "Fido"	1924-28
LANOUX, Marty	1985
LARKIN, M.	1930-31
LaROSA, Mark	1988-89-90-91
LaROSE, Randy	1986-87
LARSON, Brandon	1997
LARSEN, E.	1937
LAWRIE, Joe	1935
LAXTON, Brett	1993-94-95-96
LEAKE, Robert	1966-68
LEARY, Rob	1985-86
LEAUMONT, Jeff	1998-99
LEBLANC,.....	1901
LEBLANC, Danny	1963
LEBLANC, P.O.	1909-10
LEE, Bill, Jr.	1953-54-55
LEE, Michael	1967-68-69
LEGUIN, F.G.	1919-20
LEMAK, Charlie	1937
LEONARDI, Antonio	1994-96-97
LESAGE,.....	1897
LESHER, L.R.	1911
LESKANIC, Curtis	1989
LESUEUR, G.B.	1897-98-99-1900
LEWIS, Joe,	1987
LEWIS, Philip	1969-70
LEWIS, W.F.	1895



Stan Loewer

Lyle Mouton



LIM, Ron	1989
LINDEN, Todd	2001
LINDSEY, Clyde	1947
LINDSEY, James	1949-50-51
LINDSEY, Ken	1976-77
LIPARI, Jeff	1998-99-00
LIUZZA, Matt	2003-04-05
LLOYD, Mike	1977-78-79-80
LOCKBAUM, Emile	1935-36-37
LOE, S.R.	1914
LOEWER, Stan	1984-85-86-87
LOFTICE, Jeremy	1999-00
LOFTIN, R.	1958
LOFTIN, W.	1958-59
LOMAX.....	1943
LOMBARD.....	1903-05
LONERO, Tony	1980-81
LORIO, Dennis	1973-74
LOWRY.....	1921

M

MADDOX, Michael	1968-69
MADDOX, Steven	1971
MADERE, E.L.	1906
MADISON, Dave	1941-42-43
MAINIERI, Paul	1976
MAGUIRE, W.S.	1893
MAILHOS, Joseph	1956-57-58
MALEJKO, Matt	1993-94
MALL, Kyle	1990
MANGHAM, H.E.	1906-07-08
MANTRANA, Manny	1984-85
MANUEL, Barry	1986-87
MARCHAND, Jerry G.	1952-53
MARIANO, Bobby	1979-80
MARQUETTE, G.H.	1921-22-23-24
MARRERO, F.	1922-23-24-25
MARTIN, D.A.	1909-10-11
MARTIN, J.H.	1909-13
MARY, S.E.	1905-09
MASON, C.C.	1926-27-28
MASON, F.	1919
MATLOCK, O.	1937
MATTA, L.	1911-12-13
MAYER, Jordan	2005
McARDLE, Benny	1951-52-53
McBRIDE, Billy	2000-01
McBRIDE, W.E.	1920-21-22
McCABE, Bhrett	1992-93-94-95
McCALL.....	1899
McCALL, Malcolm	1951-52-53
McCALL, Malcolm, Jr.	1976
McCANN, M.G.	1925-26-27
McCLUNG, H.	1958
McCLURE, Trey	1996-97-98-99
McCULLOM, A.M.	1909-1910
McCOLLISTER, E.P.	1914-15
McDADE.....	1921
McDONALD, Ben	1987-88-89
McDONALD, William	1949-50-51
McDONOUGH, Bob	1937-38
McDOWELL, Red	1940-41-42
McDUFF, C.E.	1924-25
McELROY.....	1937
McKAY, Thomas	1968
McKEOUGH, Mike	1959-60
McKNIGHT, J.B.	1898
McKNIGHT, R.E.	1897-98

Mike Sonderegger




McKNIGHT, S.	1895-97
McMAKIN, Wally	1973-74-75-76
McMURRAY, Heath	2000
McMURRAY, J.L.	1930
McMURRAY, Dick	1952-53-54
McNEESE, O.W.	1901
McSWEEN, "Red"	1944
MEADORS, W.F.	1915
MEEKER.....	1901
MEIER, Justin	2003-04-05
MEINERS, Vaughn R.	1975-76
MELANCON, Joseph	1971-72
MENEFEE, J.	1932-33
MERCER, J.	1912
MESSA, R.H.	1905
MESTEPEY, Lane	2001-02-04-05
MICHAELIS, Billy	1944-47-48
MILEY, Mike	1972-73-74
MILLER, David	2002
MILLER, H.	1934-35
MIRE, G.	1948
MITTS, Lester.	1961
MIXON, Wallace	1959-60
MONSOUR, E.	1933
MOOCK, Chris	1988-91-92
MOOCK, Gregg	1991-92
MOOCK, J.	1940-41-42
MOOCK, Joe	1964-65
MOOCK, Michael	1969-70-71
MOOCK, Pat	1972-73-74-75
MOORE, Bryan	2001
MOORE, Jeramie	1994-95-96
MORAN, Tim	1984
MOREL, Harry	1963-64-65
MOREL, Tommy	1999-2000
MORGAN, George	1983-84
MORRIS, Lyndon	1966-67
MORRIS, O.L.	1915
MORRIS, Warren	1994-95-96
MORSE, John	1982-83
MOSES, Chip	1980-81
MOUTON, Lyle	1990-91
MOYSEE.....	1905
MULA, Jared	1990-91-92
MULSHENOCK, Ken	1982-83
MUNGER, David	1969-70-71-72
MURDOCK, Mike	1981-83-84
MURPHY, Gene	1948-49-51
MURRAY, S.	1930

N

NACCARATA, Ivan	2003-04
NAFF, Frank,	1959-60-61
NALL, Brandon	2005
NAQUIN, Greg	1987-89
NATTIN, George	1960
NAVARRO, G.B.	1900
NEAL, Mike	1991-92-93
NERONI, Kevin	1977
NEUMANN, Leonard	1965
NEWMAN, Donald	1976
NOLAN, J.	1936
NOLAN, R.	1998-99-00-01
NUGENT, Tim	1969-71-72
NUNALLY, Michael	1969-71-72

O

Cal Santarelli



O'DONOGHUE, John	1988-89-90
OGEA, Chad	1989-90-91
OGIN, Steve	1967-68
OLEXY, Keith	1974
OLIVERIO, John	1974
OLIVIER, L.A.	1899-1902
OLSEN, Eddie	1977-78-79-80
OLSON, Randy	1979-80
O'ROCK, Don	1979
OSER, F.	1937-38
OSHESKIE, Dan	1981
OSIK, Keith	1988-89-90
OWEN, Chet	1947

P

PADRON, J.P.	2005
PAINICH, Joey	1996-97
PALMER, Ed	1943
PAPAJOHAN, Mike	1986-87
PARKER, Clay	1982-83-84-85
PARSONS.....	1947
PATTERSON, Gregg	1985-86-87
PATTERSON, Ryan	2003-04-05
PAYER, Luther	1951
PAYNE, Bobby	1979
PEARCE, Chris	1994
PEEVER, Lloyd	1992
PEGUES, W.T.	1900-01
PEMBERTON, Craig	1969-70-71-72
PERKINS, A.M.	1913-14
PETIT, A.E.	1899
PETRONE, Andy,	1981-82
PETTIS, J.	1954-55
PETTIT, Bo	2000-01-02-03
PHILLIPS, Chris	2001-02
PIPES, B.N.	1907
PISTORIUS, Jerry	1952-53
PITCHER.....	1915
PITCHER, Bill	1923-24-25
PITTMAN, J.C.	1934
PLEASANT, R.G.	1893-95
POCHE, Jim	1961-62
POERSCHKE, Fred	1953 (Manager)
POLOZOLA, Frank J.	1961-62
POLOZOLA, Keith	1996-97
PONTIFF, Wally	2000-01-02
PORETTA, Chuck	1940-41
POSTELL, F.K.	1915-17
POSTELL, W.D.	1916

Mike Papajohn



POWELL, Jerry	1979-80
POURCIAU, Danny	1983-84
POURQUE, Conrad	1969
PRICE, V.	1925-26
PURDY, Kenneth	1956
PURVIS, Don	1959

Q

QUIGLEY, Van	1964-65-66
--------------	------------

R

RADOVICH, R.	1940
RAGGIO, Cecil	1961
RAMIREZ, Edgar	2005
RAMSEY,	1902-03
RANTZ, Ronnie	1991-92
RAYMER, David	2001-02
RAYMOS, George	1944
REBOULET, Jeff	1985-86
REESE, Stan	1995
REYMOND, R.P.	1905-06-07
RHODEN, Robert	1976-77
RHYMES, P.	1954-55
RICHARDSON, Roland	1969
RICHE, G.	1917
RICHOUX, Ralph	1956-57-58
RIOS, Armando	1991-92-93
ROBBINS, Ronnie	1982-83
ROBERTS,	1919
ROBERTS, C.M.	1898
ROBERTSON, H.F.	1893
ROBERTSON, R.	1893
RODNEY, W.	1899-1901
RODRIGUEZ.....	1929
ROMAGOSA, M.	1936-37-38
ROMAINE, Blackie	1943
ROSS.....	1920
ROUSSOS, George	1951
ROUSSEAU, Ron	1963-64
ROY, A.J.	1921-22
RUTLEDGE, Guy	1983-84
RUTLEDGE, Trey	1993

S

SAAB, Mike	1980-81-82-83
SADLER, Billy	2003
SAIZAN, Thomas	1973-74-75
SANBOURN, E.	1932
SANTARELLI, Cal	1982-83
SAVAGE, James	1968-69-71
SANFORD, J.	1901-02-03
SARRADET, Darren	1980
SAUNDERS, Henri	1991
SAVOIE, Ronnie	1974-75
SAXON, Ben	1999-2000
SCELFO, Rocky	2002
SCHNEIDEWIND, Scott	1988-89
SCHULTZ.....	1965
SCHEXNAIDER, R.	1929-30-31
SCHNEIDER, D.	1978-79-80-81
SCHNEIDER, Tim	1983-84
SCHUERING, R.	1932-34
SCHULTZ, Scott	1992-93-94-95
SCHWING, I.H.	1900-01
SCOBIE, Jason	2000-01
SCOTT, E.A.	1897
SCOTT, Julius	1980-81-82-83
SCREEN, Pat	1964
SEAGO, Ernest	1934
SEBASTIN, J.D.	1918-20-21-22
SEXTON, Amos	1971-72
SHANK, David	2002
SHARP.....	1903
SHARP, Ivoy	1941
SHEEHY, Butch	1980-81-82-83
SHEETS, Andy	1991-92
SHIPP, Kevin	1996-97
SIGLER, Roger	1954-55-56-57
SILVERBLATT, Alan	1970-71
SIMON, Antoine	1998-99
SIMS, Bill	1943
SINGLETARY.....	1895-97
SIROTKA, Mike	1990-91-92-93
SLACK, J.S.	1910-11-12
SLABOTSKY, H.	1905
SLAUGHTER, W.S.	1899
SLOANE, Lea	1943
SMITH.....	1938

INTRO

THIS IS LSU

PREVIEW

TIGERS

COACHES

REVIEW

HISTORY

RECORDS

LSU

INTRO
THIS IS LSU
PREVIEW
TIGERS
COACHES
REVIEW
HISTORY
RECORDS
LSU

SMITH, Allen	1960-61-62
SMITH, B.	1920
SMITH, Collin	2004
SMITH, G.D.	1907-08
SMITH, Greg	2003-04-05
SMITH, Hadley	1961
SMITH, J.C.	1941-42-43
SMITH, Mike	1927-28-29
SMITH, Robbie	1984-85
SMITH, Terry	1966
SMYTH, C.R.	1905-06-07
SNYDER, J.E.	1895
SODERERG, Jon	1980
SON, Chucky	1999
SONDEREGGER, M.	1970-71-72-73
SOSSAMON, Tim	1984-85
SOULE,.....	1920
SOUTHERLAND, Fred	1960-61-62
SPAUDLING, Steven	1969
SPENCER, Fritz	1947-48
SPITZ, Steven	1973-74
SPRINGER, Russell	1987-88-89
SPROWL, Bruce	2003-05
STAFFORD, Red	1944-47
STALES, T.M.	1917-18-19-20
ST. AMANT, Lou	1959
STANFORD, Bert	1948
STAPLES, C.	1917-19
STAVINOHA, Nick	2004-05
STAYTON, W. "Bill"	1932
STAYTON, W.D.	1902-03-05
STEELE, J.E.	1924-25-26
STEFAN, Paul J.	1975-76
STELL, Jabbo	1938
STEVENS, Ed	1932
STEVENS, N.G.	1926
STEWART, Bob	1964
STEWART, Quinn	2003-05
STOCCO, Mark	1993
STOFKY, Wayne	1987
STOKES, Dale	1983
STOVALL, D.	1955
STOVALL, H.H.	1925-26-28
STRANGE, Charles, "Bo"	1960
STRICKLAND, J.	1927-28-29
STRINGFIELD, Cliff	1953
STROVINK, Eric	1989
SUDDITH, Tom	1941
SUMMERS, Morris	1961-62
SWANSON, A.L.	1925
SWART, W.	1906

T	
TALBOT, E.L.	1913
TALLET, Brian	1999-2000
TANDY, Joe	1949 (Manager)
TATE, A.	1915-16-17
TATUM, Willie L.	1967
TAYLOR, J.W.	1893
TAYLOR, W.T.	1940-41-42
TAYLOR, William	1972-73
TEAGUE, Sean	1994
TELLECHEA, Johnny	1990-91
TERRELL, Robbie	1961-62
TERRIS, Adam	1985, 88
THEARD, Al	1942-43
THERIOT, Bobby	1961-62-63
THERIOT, Ryan	1999-00-01
THIBODEAUX, Joey	1977-78-79-80
THIBODEAUX, Johnnie	1997-98-00-01
THOMAS, Alvin	1977
THOMAS, Johnny	1961-62-63
THOMPSON, Doug	1997-98
THOMPSON, Richard	1948-49-50-51
THOMPSON, W.H.	1908-09
TILLINGHAST, A.Y.	1931
TINSLEY, Gaynell	1935-36-37
TOMPKINS, Jake	2002-03
TOUPS, Frank A.	1974-75-76
TRENE, J.	1893
TRIMM, Sherman	1979
TRIPLETT, Bill	1963-64
TRITTICO,.....	1934
TROXLER, A.	1934
TUJAGUE, Lucien	1977-78-79-80
TULLIER, James	1968
TUMINELLO, Bobby	1947-49
TURNER, Bill	1941-42

TURNER, Bruce	1960-61
TYSON, Jeremy	1994-95

U	
UREMOVICH, Jim	1978-79

V	
VACCARA, F.P.	1909
VAN LOON, Bill	1981
VARGAS, Jason	2002
VASQUEZ, Rich	1987-88
VAUGHN, Jack	1964
VAUGHT, Chad	2001-02-03
VERGES, Ernie	1951-52

VICTORIANO, Gerard	2005
VIRGETS, Tommy	1952-53-54-55
VOIGT, Jack	1986-87
VOORHIES,.....	1905
VOORHIES, Charles	1975-76-77-78

W	
WADDILL, G.D.	1895-97
WADE, F.M.	1911-12
WADSWORTH, Tim	1978
WAGGONER, Todd	1987-88
WAINWRIGHT, J.A.	1911
WALDEN, H.E.	1912-13-14-15
WALLET, P.H.	1912-13
WALKER, Edward	1979-80
WALKER, I.	1935-36-37
WALKER, Todd	1992-93-94
WALL, E.E.	1899
WALL, Jason	1989-90
WALLER, Red	1915-16
WALTERS, Bill	1943-47-48
WARD, Kevin	1996
WARDLOW, Spot	1915-16
WARMBROD, James	1936-37-38
WATKINS,.....	1924
WATKINS, E.	1930
WATKINS, O.	1926-27
WATSON, Toby	1941
WATTS,.....	1895
WAX, Daryl	1976
WEAVER, Dustin	2003-04-05
WEBER, D.L.	1903-05-06
WEBER, S.J.	1956
WEINER, R.	1938
WELCH, Darren	2002
WEST, J.C.	1944
WESTBROOK, J.T.	1898
WHEALY, Patrik	1974-75-76-77
WHEELER, Red	1943
WHITE, Al	1957-58
WHITED, H.W.	1903
WHITTY, Daryl	1953-54-55
WIESLER, Billy	1981-82
WIETHORN, Eric	2001-02
WILBANKS, T.E.	1918
WILBERT, A.E.	1908-09
WILBERT, E.C.	1905-08
WILBERT, F.P.	1902-03
WILBERT, J.A.	1905
WILES, Randy	1970-71-72-73
WILHITE, Brian	1987-88
WILKINSON, H.	1907
WILKINSON, J.P.	1912-17
WILLIAMS, Jason	1993-94-95-96
WILLIAMS, J.Q.	1921
WILSON, Brad	1993-94-95-96
WILSON, Brian	2001-02
WINDERS, Brian	1993-94-95
WINSTON, Roy	1961
WITTEN, Jeremy	1997-98-99-2000
WOMACK,.....	1903
WOMACK,.....	1917
WOMBLE,.....	1898-99
WOODRUFF, Marvin	1976
WOODWARD, Robert	1971-73
WRIGHT, Larry D.	1975-76-77-78
WRIGHT, Ray	2000-01

Y	
YARNALL, Eddie	1994-95-96
YERGER, M.	1959
YOUAMAN, Shane	1999-00-01
YOUNG,.....	1902
YOUNG, E.B.	1893

YOUNG, T.W.	1898
YURTIN, Jeff	1985-86

Z	
ZERINGUE, Jon	2002-03-04
ZIMMERMAN, Joe	1986-87
ZIMMERMAN,	1913
ZINN, Jimmy	1947
ZINSER, P.	1954-55
ZINSMAN, Zeph	2001
ZWEIG, Ivan	1995



The 1915 Tigers



The 1993 Tigers



Jeff Yurtin

SEASON	/---OVERALL---/			/----SEC----/			SEC FINISH	COACH
	W	L	PCT.	W	L	PCT.		
1893	1	0	1.000					E.B. Young
1894	(No Games)							
1895	0	3	.000					No Coach
1896	(No Games)							
1897	3	3	.500					E.A. Scott
1898	2	3	.400					A.W. Jeardeau
1899	6	4	.600					C.V. Cusachs
1900	2	3	.400					L.P. Piper
1901	6	3	.667					L.P. Piper
1902	6	6	.500					W.S. Borland
1903	4	5	.444					W.S. Borland
1904	(No Games)							
1905	4	6	.400					D.A. Killian
1906	10	3	.769					D.A. Killian
1907	11	7	.611					J. Phillips
1908	9	12	.429					E.R. Wingard
1909	7	10	.411					E.R. Wingard
1910	7	9	.438					J.W. Mayhew
1911	8	7	.533					J.W. Mayhew
1912	8	6	.571					Bob Pender
1913	7	11	.389					Bob Pender
1914	4	8	.333					Doc Stroud
1915	10	9	.526					Doc Stroud
1916	15	8	.652					Doc Stroud
1917	7	4	.636					Doc Stroud
1918	8	4	.667					Doc Stroud
1919	12	4	.750					Doc Stroud
1920	10	8	.555					Doc Stroud
1921	9	11	.450					Doc Stroud
1922	7	6	.538					Branch Bocock
1923	8	9	.471					Branch Bocock
1924	4	9	.308					Moon Ducote
1925	5	9	.357					M.J. Donahue
1926	10	6	.625					M.J. Donahue
1927	8	6	.571					Harry Rabenhorst
1928	7	11	.389					Harry Rabenhorst
1929	3	6	.333					Harry Rabenhorst
1930	6	8	.429					Harry Rabenhorst
1931	3	6	.333					Harry Rabenhorst
1932	4	7	.364					Harry Rabenhorst
1933	3	7	.300	0	4	.000	7th	Harry Rabenhorst
1934	6	8	.429	3	6	.333	7th	Harry Rabenhorst
1935	8	7	.533	4	6	.400	6th	Harry Rabenhorst
1936	15	4	.789	7	4	.636	2nd	Harry Rabenhorst
1937	12	14	.462	5	10	.333	7th	Harry Rabenhorst
1938	7	8	.466	3	6	.333	8th	Harry Rabenhorst
1939	22	6	.786	10	2	.883	1st	Harry Rabenhorst
1940	16	5	.762	10	4	.741	3rd	Harry Rabenhorst
1941	10	13	.435	5	9	.357	9th	Harry Rabenhorst
1942	9	9	.500	6	6	.500	4th	Harry Rabenhorst
1943	13	8	.619	11	3	.786	1st	A.L. Swanson
1944	4	8	.333	(No Games)				A.L. Swanson
1945	11	7	.611	(No Games)				A.L. Swanson
1946	10	5	.667	11	3	.786	1st	Harry Rabenhorst
1947	10	9	.526	4	7	.364	10th	Harry Rabenhorst
1948	7	14	.333	4	10	.286	9th	Harry Rabenhorst
1949	6	11	.353	5	9	.357	9th	Harry Rabenhorst

SEASON	/---OVERALL---/			/----SEC----/			SEC FINISH	COACH
	W	L	PCT.	W	L	PCT.		
1950	5	9	.367	2	7	.222	11th	Harry Rabenhorst
1951	10	6	.625	6	6	.500	5th	Harry Rabenhorst
1952	9	11	.450	7	9	.438	7th	Harry Rabenhorst
1953	8	10	.444	7	8	.476	7th	Harry Rabenhorst
1954	8	11	.421	5	10	.333	10th	Harry Rabenhorst
1955	6	17	.261	1	1	.267	10th	Harry Rabenhorst
1956	9	11	.450	7	9	.438	7th	Harry Rabenhorst
1957	8	11	.421	6	8	.428	8th	Ray Didier
1958	14	11	.560	9	6	.650	4th	Ray Didier
1959	16	17	.485	7	9	.469	3rd	Ray Didier
1960	15	14	.510	6	9	.400	4th	Ray Didier
1961	20	5	.800	13	4	.764	1st	Ray Didier
1962	15	11	.577	8	7	.533	2nd	Ray Didier
1963	16	10	.615	9	7	.563	2nd	Ray Didier
1964	11	11	.500	5	7	.417	4th	Jim Waldrop
1965	6	13	.316	4	11	.267	5th	Jim Waldrop
1966	9	14	.391	4	12	.250	5th	Jim Smith
1967	17	13	.567	9	9*	.500	1st	Jim Smith
1968	20	14	.588	10	8**	.556	1st	Jim Smith
1969	11	24	.314	4	13	.235	4th	Jim Smith
1970	16	19	.457	5	11	.313	3rd	Jim Smith
1971	20	16	.556	10	8	.556	2nd	Jim Smith
1972	21	21	.500	7	11	.389	2nd	Jim Smith
1973	18	13	.581	6	7	.462	2nd	Jim Smith
1974	18	17	.514	7	10	.412	4th	Jim Smith
1975	40	16	.714	19	3	.864	1st	Jim Smith
1976	19	23	.452	11	12	.478	3rd	Jim Smith
1977	17	27	.386	4	14	.222	5th	Jim Smith
1978	12	34	.282	6	18	.333	5th	Jim Smith
1979	34	20	.630	13	7	.650	2nd	Jack Lamabe
1980	23	19	.548	8	9	.471	4th	Jack Lamabe
1981	23	30	.434	7	14	.333	4th	Jack Lamabe
1982	26	25	.509	9	13	.409	4th	Jack Lamabe
1983	28	21	.571	9	12	.429	4th	Jack Lamabe
1984	32	23	.581	12	12	.500	3rd	Skip Bertman
1985	41	18	.694	17	7	.708	1st	Skip Bertman
1986	55	14	.797	22	5	.815	1st	Skip Bertman
1987	49	19	.721	12	10	.545	5th	Skip Bertman
1988	39	21	.650	16	11	.593	5th	Skip Bertman
1989	55	17	.764	18	9	.666	2nd	Skip Bertman
1990	54	19	.740	20	7	.741	1st	Skip Bertman
1991	55	18	.753	19	7	.731	1st	Skip Bertman
1992	50	16	.758	18	6	.750	1st	Skip Bertman
1993	53	17	.757	18	8	.692	1st	Skip Bertman
1994	46	20	.697	21	6	.777	2nd	Skip Bertman
1995	47	18	.723	17	12	.586	5th	Skip Bertman
1996	52	15	.776	20	10	.667	1st	Skip Bertman
1997	57	13	.814	22	7	.759	1st	Skip Bertman
1998	48	19	.716	21	9	.700	2nd	Skip Bertman
1999	41	24	.621	18	11	.621	3rd	Skip Bertman
2000	52	17	.754	19	10	.655	2nd	Skip Bertman
2001	44	22	.667	18	12	.600	2nd	Skip Bertman
2002	44	22	.667	19	10	.655	4th	Smoke Laval
2003	45	22	.672	20	9	.690	1st	Smoke Laval
2004	46	19	.708	18	12	.600	3rd	Smoke Laval
2005	40	22	.645	18	12	.600	3rd	Smoke Laval
Totals #	1993	1329	.600	754	620	.549		

* - lost to Ole Miss 6-2 in single-game playoff for Western Division title
 ** - lost to Alabama 6-4 in single-game playoff for Western Division title
 # - LSU has also tied 21 games in its baseball history
 Note: SEC Western Division finishes are listed from 1959-1985

INTRO
THIS IS LSU
PREVIEW
TIGERS
COACHES
REVIEW
HISTORY
RECORDS
LSU

- INTRO
- THIS IS LSU
- PREVIEW
- TIGERS
- COACHES
- REVIEW
- HISTORY
- RECORDS**
- LSU



Smoke Laval 2002-



Skip Bertman 1984-2001




Harry Rabenhorst
1927-42; 1946-56



Ray Didier
1957-63



Jim Smith
1966-78



Jack Lamabe
1979-83

YEARS	COACH	SEASONS	GAMES	WON	LOST	TIED	PCT.
1893	E.B. Young	1	1	1	0	0	1.000
1895	No Coach	1	3	0	3	0	.000
1897	E.A. Scott	1	6	3	3	0	.500
1898	A.W. Jeardeau	1	5	2	3	0	.400
1899	C.V. Cusachs	1	10	6	4	0	.600
1900-01	L.P. Piper	2	15	8	6	1	.566
1902-03	W.S. Borland	2	22	10	11	1	.477
1905-06	D.A. Killian	2	23	14	9	0	.609
1907	J. Phillips	1	18	11	7	1	.611
1908-09	E.R. Wingard	2	39	16	22	1	.423
1910-11	J.W. Mayhew	2	31	15	16	0	.484
1912-13	Bob Pender	2	32	15	17	0	.469
1914-21	Doc Stroud	8	138	73	58	5	.563
1922-23	Branch Boccock	2	32	15	15	2	.500
1924	Moon Ducote	1	13	4	9	0	.308
1925-26	Mike Donahue	2	33	15	15	3	.500
1927-42/46-56	Harry Rabenhorst	27	446	220	226	3	.493
1943-45	A.L. Swanson	3	48	27	21	0	.563
1957-63	Ray Didier	7	183	104	79	0	.568
1964-65	Jim Waldrop	2	41	17	24	0	.415
1966-78	Jim Smith	13	489	238	251	0	.486
1979-83	Jack Lamabe	5	249	134	115	0	.538
1984-2001	Skip Bertman	18	1,203	870	330	3	.724
2002-	Smoke Laval	4	261	175	85	1	.672
TOTALS	24 COACHES	110	3,321	1993	1329	21	.603

TEAM	FIRST GAME	LAST GAME	TOTAL GAMES	W-L-T	PCT.
Alabama	1906	2005	326	138-185-3	.428
Alabama-Birmingham	1982	2005	7	5-2-0	.714
Army	1980	2004	2	2-0-0	1.000
Arkansas	1960	2005	57	39-18-0	.684
Arkansas-Little Rock	2005	2005	3	3-0-0	1.000
Arkansas State	1993	1994	6	5-1-0	.833
Arizona State	2000	2005	8	6-1-1	.813
Auburn	1907	2005	137	75-62-0	.547
Austin Peay	1996	1996	1	1-0-0	1.000
Baylor	1916	2003	10	7-3-0	.700
Bellarmine	1981	1981	1	1-0-0	1.000
Birmingham-Southern	2002	2002	3	3-0-0	1.000
Bucknell	1908	1908	3	2-1-0	.667
Cal State Fullerton	1987	2003	7	3-4-0	.429
Canisius	1980	1985	2	2-0-0	1.000
Centenary	1895	2005	35	26-8-1	.757
Central Florida	1985	2004	14	11-3-0	.786
Central Michigan	1995	1995	2	2-0-0	1.000
Chamberlin Hunt	1901	1908	5	5-0-0	1.000
Chicago White Sox	1925	1925	1	0-1-0	.000
The Citadel	1990	1990	2	2-0-0	1.000
Cleveland State	1983	1983	1	1-0-0	1.000
Clinton Military Academy	1897	1897	3	1-2-0	.333
Coast Guard	1972	1973	3	3-0-0	1.000
Colgate	1975	1975	4	4-0-0	1.000
College of Charleston	2004	2004	1	1-0-0	1.000
Connecticut A&M	1908	1908	1	0-1-0	.000
Cornell	1981	1981	1	1-0-0	1.000
Cumberland	1903	1903	2	1-1-0	.500
Dayton	1996	1996	2	1-1-0	.500
Delta State	1966	1966	2	1-1-0	.500
DePaul	1931	1961	2	2-0-0	1.000
Drake	1974	1974	5	4-1-0	.800
Duke	1997	1997	1	1-0-0	1.000
Duquesne	1996	2001	5	5-0-0	1.000
East Carolina	1999	1999	3	2-1-0	.667
Evansville	1990	1990	1	1-0-0	1.000
Florida	1971	2004	71	45-25-1	.641
Florida Southern	1955	1955	2	1-1-0	.500
Florida State	1955	2000	16	7-9-0	.438
Fresno State	1991	1994	2	2-0-0	1.000
George Washington	1989	1992	3	2-1-0	.667
Georgia	1975	2005	67	51-15-1	.769
Georgia Southern	1992	1992	1	1-0-0	1.000
Georgia Tech	1990	1996	3	3-0-0	1.000
Gettysburg	1908	1908	1	0-1-0	.000
Hattiesburg Normal	1921	1921	1	0-1-0	.000
Houston	1975	2005	38	16-22-0	.421
Illinois	1915	1963	19	10-7-2	.579
Illinois-Chicago	1981	1982	6	6-0-0	1.000
Illinois State	1966	1980	13	8-5-0	.615
Illinois Wesleyan	1947	1974	5	3-2-0	.600
Indiana	1926	1926	2	1-0-1	.750
Indiana State	1993	1993	2	2-0-0	1.000
Iowa	1925	1947	7	2-3-2	.429
Jackson State	1985	2000	4	4-0-0	1.000
Jacksonville	1981	1981	3	1-2-0	.333
Jacksonville State	2004	2004	3	3-0-0	1.000
Jefferson College	1905	1921	18	15-2-1	.806
Jefferson Military Academy	1899	1909	22	11-10-1	.523
Kansas	1990	2003	6	3-3-0	.500
Kansas State	1967	2001	19	11-8-0	.579
Kent	1993	1993	1	0-1-0	.000
Kentucky	1975	2005	48	33-15-0	.688
Lafayette	1908	1908	1	0-1-0	1.000
Lamar	1984	1995	6	1-5-0	.167
Long Beach State	1989	2003	11	7-4-0	.636
Louisiana College	1914	1998	21	19-2-0	.905
Louisiana-Lafayette	1912	2002	64	43-21-0	.672
Louisiana-Monroe	1959	2005	44	36-8-0	.818
Louisiana Normal	1926	1928	4	3-1-0	.750
Louisiana Tech	1902	1998	58	40-18-0	.690
Louisville	1979	1979	1	1-0-0	1.000
Loyola (New Orleans)	1915	2003	55	32-22-1	.591
Loyola-Marymount	1986	1986	1	0-1-0	.000
LSU-Shreveport	1998	1998	1	1-0-0	1.000
Luther College (Iowa)	1939	1939	1	1-0-0	1.000
Maine	1986	1995	7	6-1-0	.857
MacMurray	1965	1965	1	1-0-0	1.000
McNeese State	1983	2001	28	19-9-0	.679
Marion	1907	1907	3	1-2-0	.333
Marist	2005	2005	1	1-0-0	1.000
Memphis	1964	1975	11	9-2-0	.818
Mercer	1988	2002	9	9-0-0	1.000

Miami (Fla.)	1975	2004	14	5-9-0	.357
Michigan	1993	1995	3	3-0-0	1.000
Michigan State	1975	1975	2	1-1-0	.500
Middle Tennessee State	1980	1980	1	0-1-0	.000
Millsaps	1915	1920	5	5-0-0	1.000
Minnesota	1931	2001	17	14-3-0	.824
Mississippi	1906	2005	283	154-129-0	.544
Mississippi College	1901	1937	38	20-17-1	.526
Mississippi State	1905	2005	347	156-190-1	.451
Missouri	1986	1987	2	2-0-0	1.000
Murray State	1975	1975	1	1-0-0	1.000
Navy	1978	1983	12	9-3-0	.750
New Mexico	1993	1993	3	3-0-0	1.000
New Orleans	1976	2005	75	45-30-0	.600
Nevada-Las Vegas	1989	1996	9	8-1-0	.889
Nicholls State	1968	2005	63	42-21-0	.667
North Carolina	1990	1997	2	2-0-0	1.000
North Carolina-Greensboro	1997	1997	1	1-0-0	1.000
North Carolina State	1997	1997	1	1-0-0	1.000
North Carolina-Wilmington	2003	2003	1	1-0-0	1.000
North Texas	1985	1985	3	3-0-0	1.000
Northeastern	2003	2003	1	1-0-0	1.000
Northern Illinois	1939	1970	15	10-5-0	.667
N. Illinois St. Teachers	1947	1948	2	2-0-0	1.000
Northwestern	1937	1976	10	6-3-1	.600
Northwestern State	1937	2005	54	44-10-0	.815
Notre Dame	1928	1991	4	2-2-0	.500
Ohio	1999	1999	3	3-0-0	1.000
Ohio State	1976	1992	3	1-2-0	.333
Oklahoma	1959	1997	10	6-4-0	.600
Oklahoma State	1973	1991	7	2-5-0	.286
Oral Roberts	1987	1989	3	3-0-0	1.000
Pennsylvania	1908	1908	1	0-1-0	.000
Pennsylvania Normal	1908	1908	1	1-0-0	1.000
Pensacola Naval Air	1942	1956	4	1-3-0	.250
Princeton	1976	1976	3	2-1-0	.667
Providence	1992	1992	1	1-0-0	1.000
Purdue	1935	1950	4	4-0-0	1.000
Rice	1914	2005	21	11-10-0	.524
Rockhill College	1908	1908	1	1-0-0	1.000
South Alabama	1971	1997	38	14-24-0	.368
South Carolina	1992	2005	37	21-15-1	.581
South Florida	1995	1995	3	1-2-0	.333
Southern Methodist	1967	1967	2	2-0-0	1.000
Southeastern Louisiana	1937	2005	70	54-16-0	.771
Southern	1970	2005	41	39-2-0	.951
Southern California	1988	2000	10	7-3-0	.700
Southern Illinois	1952	1983	9	3-6-0	.333
Southern Mississippi	1970	2004	41	29-10-2	.732
Southwest Missouri St.	1984	1984	1	1-0-0	1.000
Southwestern (Texas)	1913	1913	3	2-1-0	.667
Southwestern (Tennessee)	1958	1958	1	1-0-0	1.000
Spring Hill	1920	1930	12	7-5-0	.583
Stanford	1987	2000	4	3-1-0	.750
Stephen F. Austin	1986	1992	9	9-0-0	1.000
St. Charles College	1914	1917	4	4-0-0	1.000
St. John's	1989	1989	2	2-0-0	1.000
St. Louis	1982	1991	3	3-0-0	1.000
St. Stanislaus	1920	1923	3	2-0-1	.700
St. Vincent Academy	1900	1900	1	0-1-0	.000
Tennessee	1907	2005	53	40-13-0	.755
Texas	1899	2000	29	8-20-1	.293
Texas A&M	1907	2004	22	10-11-1	.477
Texas-Arlington	1987	1987	2	2-0-0	1.000
Texas Christian	1967	1994	7	6-1-0	.857
Texas State	2004	2004	3	3-0-0	1.000
Tulane	1893	2005	280	157-120-3	.566
UCLA	1988	2000	3	3-0-0	1.000
Vanderbilt	1954	2005	71	46-25-0	.648
Virginia	2000	2000	3	3-0-0	1.000
Virginia Commonwealth	1997	2001	6	5-1-0	.833
West Florida	1982	1982	2	2-0-0	1.000
West Maryland	1908	1908	1	1-0-0	1.000
Western Carolina	1993	1993	1	1-0-0	1.000
Western Illinois	2005	2005	1	1-0-0	1.000
Western Kentucky	1996	1996	3	3-0-0	1.000
Wheaton	1959	1959	1	1-0-0	1.000
Wichita State	1987	1996	10	6-4-0	.600
Winthrop	2003	2003	3	3-0-0	1.000
Wisconsin	1975	1981	10	8-2-0	.800
Yale	1908	1908	1	0-1-0	.000
OTHERS	1895	1957	95	43-50-2	.463

2006 Opponents in Bold

INTRO
THIS IS LSU
PREVIEW
TIGERS
COACHES
REVIEW
HISTORY
RECORDS
LSU

All-Time Results

INTRO
THIS IS LSU
PREVIEW
TIGERS
COACHES
REVIEW
HISTORY
RECORDS
LSU

1893 (1-0)- Coach E.B. Young

Tulane (H)	10	8
------------	----	---

1894 - No Games

1895 (0-3-1) No Coach

Baton Rouge Reds (H)	5	14
Centenary (N)	4	5
Centenary (N)	11	11
Tulane (H)	11	12

1896 - No Games

1897 (3-3) Coach E.A. Scott

Baton Rouge (H)	17	11
Clinton Mil. Academy	7	6
Centenary (Jackson)	16	17
Clinton Mil. Acad. (A)	4	6
Clinton Mil. Acad. (H)	4	6
Tulane (H)	31	8

1898 (2-3) Coach A. W. Jeardeau

Centenary (H)	17	13
Tulane (H)	15	19
Centenary (Jackson)	4	11
Centenary (Jackson)	28	9
Tulane (A)	8	13

1899 (6-5) Coach C.V. Cusachs

St. Vincent Acad. (H)	10	0
Plaquemine Greys (H)	15	4
Texas (H)	6	8
Plaquemine Greys (A)	9	8
Jefferson Mil. Acad. (A)	12	1
Jefferson Mil Acad. (A)	10	2
Texas (A)	0	3
Texas (A)	4	5
Texas (A)	1	4
Tulane (H)	5	5
Tulane (A)	5	7

1900 (2-3-1) Coach L.P. Piper

Jefferson Mil. Acad. (A)	12	12
Jefferson Mil. Acad. (A)	2	11
Tulane (A)	8	7
Tulane (H)	9	5
Tulane (H)	7	10
St. Vincent Acad. (H)	10	11

1901 (6-3) Coach L.P. Piper

Miss. College (Clinton)	6	8
Jefferson Mil. Acad. (A)	16	13
Chamberlain Hunt (H)	17	0
Texas (H)	2	1
Texas (H)	1	6
Jefferson Mil. Acad. (H)	7	6
Jefferson Mil. Acad. (H)	9	0
LSU Alumni (H)	8	4

1902 (6-6-1) Coach W.S. Borland

Chamberlain Hunt (H)	7	2
Chamberlain Hunt (H)	11	2
Texas (A)	1	20
Texas (S)	2	5
Texas (S)	1	1
Texas (H)	2	5
Louisiana Tech (H)	5	0
Louisiana Tech (H)	24	0
Baton Rouge (H)	1	5
Plaquemine Greys (H)	7	3
N.O. YMCA (H)	21	0
Jefferson Mil. Acad. (H)	2	3
Jefferson Mil. Acad. (H)	9	10

1903 (4-5) Coach W.S. Borland

St. Louis (H)	1	6
Jefferson Mil. Acad. (A)	16	13
Jefferson Mil. Acad. (A)	6	3
Jefferson Mil. Acad. (H)	11	5
Jefferson Mil. Acad. (H)	2	6

Texas (H)	7	8
Cumberland (H)	2	6
Cumberland (H)	14	9
Donaldsonville (A)	1	9

1904 - No Games

1905 (4-6) Coach D.A. Killian

Baton Rouge (H)	0	14
Baton Rouge (H)	6	7
Baton Rouge (H)	4	7
Jefferson Mil. Acad. (H)	5	2
Jefferson Mil. Acad (H)	3	5
Tulane (A)	4	5
Tulane (A)	1	15
Miss. College (H)	12	8
Jefferson College (H)	7	1
Tulane (H)	16	5

1906 (10-3) Coach D.A. Killian

Alabama (H)	2	0
Alabama (H)	1	0
Alabama (H)	3	2
Tulane (H)	0	4
Tulane (H)	5	1
Texas (H)	0	5
Texas (H)	8	3
Texas (H)	7	3
Tulane (A)	9	2
Tulane (A)	4	6
Jefferson College (A)	11	1
Mississippi (H)	4	2
Mississippi (H)	6	1

1907 (11-7) Coach J. Phillips

Baton Rouge Reds (H)	5	9
Auburn (H)	0	4
Auburn (H)	3	5
Auburn (H)	4	3
Mississippi (A)	0	5
Mississippi (A)	2	0
Miss. State (A)	3	1
Miss. State (A)	5	2
Miss. State (A)	4	7
Miss. State (A)	4	7
Miss. State (A)	8	2
Alabama (A)	3	1
Alabama (A)	8	6
Marion (A)	0	3
Marion (A)	2	3
Marion (A)	4	0
Texas A&M (H)	3	2
Tennessee (H)	2	0
Tennessee (H)	12	11

1908 (9-12-1) Coach E.R. Wingard

Chamberlain Hunt (H)	7	2
Chamberlain Hunt (H)	5	2
Jefferson Mil. Acad. (A)	2	3
Jefferson Mil. Acad. (A)	13	2
Jefferson Mil. Acad (A)	3	7
O'Harrigans (H)	4	4
Miss. State (A)	1	2
Miss. State (A)	0	4
Miss. State (A)	4	7
Alabama (A)	3	1
Alabama (A)	1	4
Rockhill College (A)	3	2
W. Maryland College (A)	7	2
Gettysburg (A)	1	5
Bucknell (A)	1	2
Yale (A)	1	7
Connecticut A&M (A)	4	5
Lafayette (A)	0	1
Penn. Univ. (A)	2	7
Bucknell (A)	3	2
Renov (A)	4	3
Penn Normal (A)	10	0

1909 (7-10) Coach E.R. Wingard

Miss. State (H)	7	4
Miss. State (H)	7	10
Miss. State (H)	7	3
Miss. State (H)	3	0
Miss. State (H)	1	4
Miss. State (H)	0	1
Jefferson Mil. Acad. (A)	1	5
Jefferson Mil. Acad. (A)	2	1
Jefferson Mil. Acad. (A)	5	6
Mississippi (A)	1	7
Mississippi (A)	(Loss)	
Mississippi (A)	5	3
Miss. College (A)	1	4
Miss. College (A)	0	3
Miss. College (A)	2	3
Nashville U. (H)	9	3
Nashville U. (H)	2	0

1910 (7-9) Coach J.W. Mayhew

Miss. College (H)	5	2
Miss. College (H)	3	7
Miss. College (H)	2	5
Mississippi (A)	2	1
Mississippi (A)	5	8
Mississippi (A)	3	1
Union (A)	1	2
Union (A)	3	0
Centenary (A)	16	4
Centenary (A)	5	0
Centenary (A)	2	13
Louisiana Tech (A)	0	1
Louisiana Tech (A)	0	2
Louisiana Tech (A)	5	2
Texas A&M (H)	0	2
Texas A&M (H)	1	6

1911 (8-7) Coach J.W. Mayhew

Tulane (H)	3	2
Tulane (H)	5	6
Miss. College (H)	3	8
Miss. College (H)	8	2
Miss. College (H)	5	3
Mississippi (H)	5	4
Mississippi (H)	11	6
Mississippi (H)	4	2
Tulane (A)	3	5
Tulane (A)	2	3
Miss. College	0	3
Miss. College	4	0
Miss. State (A)	0	1
Miss. State (A)	2	1
Miss. State (A)	0	5

1912 (8-6) Coach Bob Pender

SW Louisiana (H)	8	4
SW Louisiana (H)	19	2
Miss. College (H)	4	6
Miss. College (H)	11	1
Cleveland (NL) (H)	0	13
Tulane (A)	1	5
Tulane (A)	6	3
Miss. College (A)	5	4
Miss. State (A)	5	6
Miss. State (A)	3	5
Miss. State (A)	0	2
Tulane (H)	5	3
Tulane (H)	9	6
U.S.S. Nebraska (H)	2	1

1913 (7-11) Coach Bob Pender

Jefferson Coll. (H)	7	1
Detroit (A. L.) (H)	0	17
Detroit (A.L.) (H)	5	13
SW Louisiana (H)	4	3
SW Louisiana (H)	8	4
Tulane (H)	4	2
Tulane (H)	12	2
Texas (A)	6	13
Texas (A)	3	10

Southwestern (Tex.) (A)	9	3
Southwestern (Tex.) (A)	1	10
Texas A&M (A)	9	11
Miss. State (H)	2	10
Miss. State (H)	4	7
Miss. State (H)	7	11
Tulane (A)	0	2
Tulane (H)	3	4
Southwestern (Tex.) (H)	8	6

1914 (4-8) Coach Doc Stroud

SW Louisiana (H)	6	5
Mississippi (H)	1	3
Mississippi (H)	(Loss)	
La. College (H)	18	2
Tulane (H)	0	3
Tulane (H)	5	13
Natalbany Reds (S-Pro) (A)	2	7
Rice (A)	3	5
Rice (A)	6	9
SW Louisiana (A)	0	10
St. Charles Coll. (A)	5	1
Tulane (H)	5	4

1915 (10-9-1) Coach Doc Stroud

Detroit (AL) (H)	3	9
Loyola (H)	10	2
Loyola (H)	12	1
Jefferson College (H)	7	6
Jefferson College (H)	3	3
SW Louisiana (H)	7	1
SW Louisiana (H)	4	9
Donaldsonville	8	3
Millsaps (A)	6	5
Tulane (H)	6	5
Tulane (H)	19	1
Mississippi (A)	1	3
Mississippi (A)	3	2
Miss. State (A)	1	2
Miss. State (A)	1	4
Alabama (A)	4	10
Alabama (A)	2	9
Miss. College (A)	6	4
Tulane (A)	1	2
Tulane (A)	0	7

1916 (15-8) Coach Doc Stroud

Jefferson College	1	2
Jefferson College	7	4
Millsaps	18	2
Miss. College	3	2
Miss. College	13	2
New York (NL) (H)	1	4
Illinois (H)	1	0
Illinois (H)	4	3
SW Louisiana (A)	1	0
St. Charles College (A)	14	4
Rice (A)	3	0
Rice (A)	1	0
Texas A&M (A)	0	1
Texas A&M (A)	3	6
Baylor (A)	4	1
Baylor (A)	8	11
Alabama	8	9
Alabama	2	3
Tulane	2	0
Tulane	14	8
Tulane	16	1
Tulane	2	6
Bogalusa (Pro)	6	2

1917 (7-4-2) Coach Doc Stroud

Jefferson College (A)	1	2
St. Charles College (H)	6	0
St. Charles College (H)	5	2
Texas A&M (H)	3	3
Texas A&M (A)	3	6
Jefferson College (A)	4	1
Jefferson College (H)	7	3
Illinois (H)	1	0
Illinois (H)	3	1

Miss. State (A)	0	0
Miss. State (A)	2	5
Alabama (A)	2	12
Alabama (A)	13	2

1918 (8-4) Coach Doc Stroud

Jefferson College (H)	5	0
Jefferson College (A)	7	0
Jefferson College (A)	15	8
U.S.N.R. (N.O.) (H)	1	4
Miss. State (H)	1	2
Miss. State (H)	11	5
Alabama (A)	0	2
Alabama (A)	5	2
Miss. State (A)	1	0
Miss. State (A)	1	0
Alabama (A)	2	4
Alabama (A)	1	0

1919 (12-4) Coach Doc Stroud

Jefferson College (H)	2	1
Jefferson College (H)	9	0
La. College (H)	9	0
La. College (H)	8	0
K. of C. (B.R.) (H)	8	1
SW Louisiana (H)	10	3
SW Louisiana (H)	12	0
Miss. College (H)	17	0
Miss. College (H)	8	2
Stancolas (B.R.)	7	3
Tulane (A)	1	5
Miss. College (A)	9	5
Miss. State (A)	0	5
Alabama (A)	1	2
Alabama (A)	0	9
Tulane (H)	7	1

1920 (10-8-1) Coach Doc Stroud

U.S. Marine (3rd Div.) (H)	1	8
Jefferson College (H)	5	2
Jefferson College (H)	2	5
Millsaps (A)	9	0
Mississippi (A)	0	2
Mississippi (A)	4	5
Spring Hill (H)	4	1
Spring Hill (H)	5	0
Millsaps (H)	5	1
Millsaps (H)	3	2
Alabama (H)	1	6
Alabama (H)	4	5
Miss. State (A)	4	2
Meridian (CSL) (A)	11	4
Alabama (A)	0	4
Alabama (A)	1	4
La. Tech (H)	4	3
La. Tech (H)	4	0
Stancolas (BR) (H)	2	2

1921 (9-11-1) Coach Doc Stroud

Jefferson College	10	4
Jefferson College	10	1
Spring Hill	15	16
Indianapolis (Pro)	0	10
Mississippi	5	4
Mississippi	3	4
Miss. State	0	1
Miss. State	0	6
Miss. College	4	1
Miss. College	5	2
Hattiesburg Normal	2	3
Alabama	0	4
Alabama	5	4
Miss. College	3	3
Miss. College	4	2
Miss. College	0	1
Miss. College	0	2
Spring Hill	11	0
Spring Hill	1	3
Stancolas (B.R.)	12	1
Stancolas (B.R.) (H)	3	8

1922 (7-6) Coach Branch Bocock

Miss. College (H)	1	7
Miss. State (H)	5	9
Miss. State (H)	5	4
New Orleans (S.L.) (H)	0	15
Loyola N.O. (A)	12	5
Loyola N.O. (A)	1	4
Mississippi (H)	8	3
Mississippi (H)	4	1
Texas (H)	3	5
Texas (H)	9	8
Miss. College (A)	4	1
Miss. College (A)	3	4
Alabama (A)	8	6

1923 (8-9-2) Coach Branch Bocock

Mississippi (H)	1	2
Mississippi (H)	3	2
Miss. College (A)	4	3
Miss. College (A)	3	8
Miss. State (A)	2	8
Miss. State (A)	1	2
Illinois (H)	3	13
Illinois (H)	6	6
Spring Hill (H)	4	1
Alabama (H)	6	9
Alabama (H)	4	5
Tulane (A)	4	2
Tulane (A)	3	6
Spring Hill (A)	0	6
Spring Hill (A)	12	6
St. Stanislaus (A)	5	2
St. Stanislaus (A)	13	7
Tulane (H)	6	5
Tulane (H)	6	6

1924 (4-9) Coach Moon Ducote

SW Louisiana (A)	11	1
SW Louisiana (A)	9	4
Miss. State (H)	5	14
Spring Hill (H)	5	3
Spring Hill (H)	3	13
Illinois (H)	4	8
Illinois (H)	5	6
Miss. College (H)	2	3
Miss. College (H)	4	6
Tulane (H)	3	7
Tulane (H)	4	3
Tulane (A)	4	8
Tulane (A)	1	2

1925 (5-9-2) Coach Mike Donahue

Stancolas (H)	5	2
SW Louisiana (H)	4	9
Stancolas (H)	7	2
Stancolas (H)	9	9
Chicago (AL) (H)	7	17
Iowa (H)	3	4
Iowa (H)	4	4
Tulane (A)	5	6
Tulane (A)	6	7
Tulane (H)	7	4
Tulane (H)	14	7
Miss. State (A)	4	10
Miss. State (A)	6	17
La. Tech (A)	3	6
La. Tech (A)	27	6
La. Tech (A)	2	7

1926 (10-6-1) Coach Mike Donahue

B.R. YMCA (H)	6	0
Miss. State (H)	4	12
Indiana (H)	17	11
Indiana (H)	3	3
SW Louisiana (A)	9	2
Miss. State (A)	3	11
Miss. State (A)	9	7
Mississippi (A)	2	5
Mississippi (A)	2	5
Tulane (H)	2	0
Tulane (A)	2	4

Tulane (A)	4	2
La. Normal (A)	3	2
La. Normal (A)	6	3
La. Tech (H)	9	3
La. Tech (H)	1	4
La. Tech (H)	1	0

1927 (8-6) Coach Harry Rabenhorst

SW Louisiana (H)	6	0
SW Louisiana (H)	3	2
La. Tech (A)	7	2
Centenary (A)	2	6
Centenary (A)	3	5
Loyola N.O. (A)	11	4
Loyola N.O. (A)	7	9
Loyola N.O. (H)	5	0
Loyola N.O. (H)	11	5
Alabama (H)	1	6
Alabama (H)	1	2
Stancolas (H)	5	6
Tulane (H)	7	1
Tulane (H)	4	0

1928 (7-11) Coach Harry Rabenhorst

Stancolas (H)	2	3
Stancolas (H)	6	4
Iowa (H)	1	13
Iowa (H)	0	3
Notre Dame (H)	3	5
Tulane (A)	4	7
Alabama (A)	1	0
Alabama (A)	3	7
Miss. State (H)	1	0
Miss. State (H)	0	12
Loyola N.O. (A)	12	4
Loyola N.O. (A)	9	8
Tulane (H)	7	6
Tulane (H)	3	6
La. Normal (H)	13	0
La. Normal (H)	2	10
Louisiana Tech (H)	13	14
Louisiana Tech (H)	3	7

1929 (3-6) Coach Harry Rabenhorst

Illinois (H)	4	7
Illinois (H)	9	6
Alabama (H)	2	9
Alabama (H)	0	1
Mississippi (H)	0	7
Tulane (A)	8	6
Tulane (A)	0	3
Tulane (H)	6	7
Tulane (H)	5	4

1930 (6-8) Coach Harry Rabenhorst

Miss. S.C. (H)	6	5
Baton Rouge (CSL) (H)	Loss	
Miss. State (A)	4	8
Miss. State (A)	4	8
Alabama (A)	3	18
Alabama (A)	0	5
Mississippi (A)	Loss	
Mississippi (A)	Loss	
Spring Hill (H)	5	6
Spring Hill (H)	5	4
Tulane (A)	8	4
Tulane (A)	12	4
Tulane (H)	12	4
Tulane (H)	10	1

1931 (3-6-1) Coach Harry Rabenhorst

Minnesota (H)	6	4
Alabama (H)	1	7
Alabama (H)	18	18
Miss. State (H)	7	3
Miss. State (H)	2	8
Miss. State (A)	2	1
Alabama (A)	3	13
Baton Rouge (CSL) (H)	6	9
Mississippi (H)	3	5
Mississippi (H)	5	7

1932 (4-7-1) Coach Harry Rabenhorst

Miss. State (H)	7	6
Miss. State (H)	6	8
Alabama (A)	0	7
Alabama (A)	5	28
Miss. State (A)	0	12
Miss. State (A)	10	13
Alabama (H)	4	9
Alabama (H)	3	3
Baton Rouge (CSL) (H)	Loss	
Tulane (H)	7	1
Tulane (H)	6	2
Tulane (H)	11	10

1933 (3-7) Coach Harry Rabenhorst

Miss. State (H)	0	3
Miss. State (H)	2	9
Louisiana Tech (H)	0	12
Louisiana Tech (H)	11	2
Miss. State (A)	0	1
Miss. State (A)	17	5
Baton Rouge (CSL) (H)	0	12
Baton Rouge (CSL) (H)	8	4
Louisiana Tech (A)	8	9
Louisiana Tech (A)	2	4

1934 (6-8-1) Coach Harry Rabenhorst

Longview (H)	3	4
Alabama (H)	1	13
Alabama (H)	1	15
Miss. State (H)	2	11
Louisiana Tech (H)	6	0
Louisiana Tech (H)	3	4
Baton Rouge (CSL) (H)	2	2
Miss. S.C. (A)	10	9
Miss. S.C. (H)	6	25
Alabama (A)	7	10
Alabama (A)	8	13
Mississippi (H)	10	6
Mississippi (H)	6	5
Louisiana Tech (A)	5	0
Louisiana Tech (A)	6	1

1935 (8-7) Coach Harry Rabenhorst

Purdue (H)	4	3
Purdue (H)	11	1
Alabama (H)	0	10
Alabama (H)	3	2
Opelousas (Pro) (A)	1	3
Alabama (A)	0	6
Alabama (A)	2	3
Miss. State (A)	5	15
Miss. State (A)	5	6
Miss. State (H)	2	16
Mississippi (H)	1	0
Mississippi (H)	5	4
Louisiana Tech (H)	5	4
Louisiana Tech (H)	9	6

1936 (15-4) Coach Harry Rabenhorst

Miss. College (H)	11	4
Miss. College (H)	6	5
Minnesota (H)	13	6
Minnesota (H)	12	1
Alabama (H)	6	3
Alabama (H)	5	11
Miss. State (H)	6	0
Auburn (A)	6	4
Auburn (A)	16	4
Lanier H.S. (A)	23	2
Alabama (A)	8	9
Alabama (A)	8	10
Miss. State (A)	3	4
Miss. State (A)	3	2
Louisiana Tech (A)	13	1
Louisiana Tech (A)	6	1
Monroe All-Stars (A)	8	0
Mississippi (H)	8	1
Mississippi (H)	28	7

INTRO
THIS IS LSU
PREVIEW
TIGERS
COACHES
REVIEW
HISTORY
RECORDS
LSU

INTRO
THIS IS LSU
PREVIEW
TIGERS
COACHES
REVIEW
HISTORY
RECORDS
LSU

1937 (12-14) Coach Harry Rabenhorst

Southeastern La.	1	10
Miss. College (H)	6	0
Miss. College (H)	7	0
Iowa (H)	5	4
Iowa (H)	6	4
Miss. State (H)	1	5
Miss. State (H)	4	10
Northwestern Ill. (H)	1	3
Northwestern Ill. (H)	6	5
Alabama (H)	2	15
Alabama (H)	3	13
Miss. State (A)	4	5
Miss. State (A)	2	13
Alabama (A)	1	9
Alabama (A)	0	15
Louisiana Tech (H)	6	1
Louisiana Tech (H)	5	9
Tulane (H)	17	13
Tulane (H)	10	5
Mississippi (A)	0	16
Mississippi (H)	6	3
Mississippi (H)	5	11
Tulane (A)	11	10
Tulane (A)	7	6
Louisiana Tech (A)	4	6
Louisiana Tech (A)	4	2

1938 (7-8-1) Coach Harry Rabenhorst

Minnesota (H)	5	6
Essos (H)	2	5
Alabama (H)	6	7
Northwestern Ill. (H)	7	6
Northwestern Ill. (H)	6	4
Mississippi (A)	0	0
Alabama (A)	4	5
Alabama (A)	5	12
Miss. State (A)	1	4
Miss. State (A)	8	1
Louisiana Tech (H)	12	7
Louisiana Tech (H)	7	1
Mississippi (H)	3	4
Mississippi (H)	11	5
Tulane (H)	6	8
Tulane (H)	17	7

1939 (22-6) Coach Harry Rabenhorst

SEC Champions

NY Giant Yarnigans (H)	20	2
Minnesota (H)	7	4
Minnesota (H)	6	3
Minnesota (H)	4	0
Minnesota (H)	6	0
Abbeville (A)	2	18
Northwestern Ill. (H)	8	5
Northwestern Ill. (H)	2	6
Mississippi (H)	5	8
Mississippi (H)	8	0
Alabama (H)	9	2
Alabama (H)	4	3
N. Illinois Tech (H)	18	6
Miss. State (H)	8	3
Miss. State (H)	4	1
Alabama (A)	8	7
Alabama (A)	9	10
Miss. State (A)	5	4
Tulane (A)	11	3
Tulane (A)	10	1
Tulane (H)	16	0
Essos (Semi-pro) (A)	4	0
Northwestern Ill. (A)	6	1
Northwestern Ill. (A)	20	12
Minnesota (A)	2	9
Minnesota (A)	2	3
Minnesota (A)	5	0
Luther College (A)	4	3

1940 (16-5) Coach Harry Rabenhorst

New Orleans (Pro) (H)	5	4
Northwestern Ill. (H)	10	1
Northwestern Ill. (H)	4	0
Minnesota (H)	7	4
Minnesota (H)	5	1
Illinois (H)	1	2
Illinois (H)	2	0
Alabama (H)	4	6
Alabama (H)	4	7
Miss. State (H)	7	0
Miss. State (H)	8	2
Alabama (A)	4	7
Miss. State (A)	21	5
Miss. State (A)	6	3
Mississippi (A)	4	1
Mississippi (H)	3	0
Mississippi (H)	4	0
Tulane (H)	17	1
Tulane (H)	10	1
Tulane (A)	4	5
Tulane (A)	9	1

1941 (10-13) Coach Harry Rabenhorst

Minnesota (H)	2	1
Minnesota (H)	2	1
Nashville (Pro) (H)	1	5
Illinois (H)	2	7
Illinois (H)	6	5
Miss. State (H)	0	14
Miss. State (H)	10	2
Northwestern Ill. (H)	10	8
Iowa (H)	3	2
Iowa (H)	2	3
Alabama (H)	7	6
Alabama (H)	10	5
Alabama (A)	2	3
Alabama (A)	5	10
Miss. State (H)	1	4
Miss. State (H)	4	5
Tulane (H)	4	0
Tulane (H)	2	7
Tulane (A)	2	1
Tulane (A)	1	3
Ole Miss (H)	2	3
Ole Miss (H)	3	4
Essos (Pro) (A)	3	4

1942 (9-9) Coach Harry Rabenhorst

Nashville (Pro) (H)	3	4
Essos (Pro) (A)	4	5
Nashville (Pro) (H)	11	3
Pensacola Naval (A)	4	7
Pensacola Naval (A)	9	6
Miss. State (H)	0	1
Miss. State (H)	3	2
Essos (Pro) (A)	3	14
Alabama (H)	3	11
Alabama (H)	3	9
Miss. State (A)	4	1
Miss. State (A)	3	26
Tulane (A)	5	4
Tulane (A)	6	7
Tulane (H)	9	2
Tulane (H)	13	2
Mississippi (A)	12	1
Mississippi (A)	4	1

1943 (13-8) Coach A.L. Swanson

SEC Champions

Camp Livingston (A)	1	4
Camp Livingston (A)	8	10
New Orleans Naval (A)	2	3
Miss. State (H)	6	3
Miss. State (H)	4	0
Mississippi (H)	4	1
Mississippi (H)	6	0
Camp Shelby (A)	15	1
Alabama (A)	2	1
Alabama (A)	1	6
Miss. State (A)	16	5

Miss. State (A)	5	6
Mississippi (A)	6	1
Mississippi (A)	6	4
Selman Field (A)	11	7
Camp Livingston (A)	6	10
Tulane (A)	7	3
Tulane (A)	7	3
Tulane (H)	5	4
Tulane (H)	3	8
New Orleans Naval (H)	3	11

1944 (4-8) Coach A.L. Swanson

Camp Livingston (A)	4	5
Camp Livingston (A)	1	10
Lake Charles Air Base (H)	4	2
Selman Field (A)	1	4
Selman Field (A)	3	10
SW Louisiana (H)	3	6
Hardin Field (H)	0	2
Tulane (A)	5	3
Tulane (A)	3	8
SW Louisiana (A)	9	5
Tulane (H)	3	1
Tulane (H)	0	1

1945 (11-7) Coach A.L. Swanson

Algiers Naval	10	0
Alexandria Air Base	2	1
Keesler Field	8	4
Selman Field	6	2
Tulane	7	5
Tulane	6	10
Tulane	5	1
Alexandria Air Base	2	6
Alabama	5	11
Alabama	16	9
Miss. State	6	0
Miss. State	14	0
Selman Field	2	18
Camp Shelby	5	6
Keesler Field	3	7
BR All Stars	2	0
BR All Stars	3	7

1946 (10-5) Coach Harry Rabenhorst

SEC Champions

Trout-Goodpine	3	2
Miss. State	21	0
Miss. State	19	1
Mississippi	3	4
Mississippi	5	6
Miss. State	9	6
Miss. State	12	1
Alabama	4	3
Alabama	13	2
Alabama	2	5
Alabama	7	2
Pensacola Naval	2	3
Pensacola Naval	0	7
Tulane	7	4
Tulane	4	2

1947 (10-9-1) Coach Harry Rabenhorst

Southeastern La. (H)	16	5
Northwestern Ill. (H)	12	13
Louisiana Tech (H)	9	8
Louisiana Tech (H)	6	3
Iowa (H)	6	6
Iowa (H)	1	6
Miss. State (H)	5	9
Miss. State (H)	5	4
Illinois Wesleyan (H)	11	8
N. Ill. St. Teachers	21	7
Alabama	2	4
Miss. State	13	3
Miss. State	4	7
Alabama	2	4
Alabama	4	3
Keesler Field	8	0
Tulane	15	3
Tulane	2	9

Tulane	3	5
Tulane	2	7

1948 (7-14-1) Coach Harry Rabenhorst

Illinois (H)	0	7
Illinois (H)	3	3
Northwestern Ill. (H)	4	5
Keesler Field (H)	17	8
Houma (A)	14	10
N. Ill. St. Teachers (H)	3	2
Miss. State (H)	3	5
Miss. State (H)	17	16
Alabama (H)	2	5
Alabama (H)	8	7
Miss. State (A)	2	6
Miss. State (A)	8	15
Alabama (A)	0	13
Alabama (A)	3	5
Keesler Field (A)	2	6
Mississippi (A)	6	5
Mississippi (A)	10	17
Tulane (A)	8	11
Tulane (H)	4	5
Tulane (H)	4	6
Tulane (H)	7	6
SW Louisiana (H)	6	10

1949 (6-11) Coach Harry Rabenhorst

Keesler Field (H)	1	5
Illinois Wesleyan (H)	2	8
BR Red Sticks (Pro) (H)	8	7
Miss. State (H)	7	9
Miss. State (H)	7	9
Alabama (A)	4	0
Alabama (A)	4	5
Miss. State (A)	2	7
Miss. State (A)	4	16
Alabama (H)	6	8
Alabama (H)	0	8
Mississippi (H)	8	2
Mississippi (H)	5	3
Tulane (H)	15	3
Tulane (H)	2	1
Tulane (A)	4	5
Tulane (A)	3	4

1950 (5-9-1) Coach Harry Rabenhorst

Keesler Field (H)	10	2
Miss. State (H)	11	2
Alabama (H)	4	5
Alabama (H)	3	5
Purdue (H)	8	4
Purdue (H)	4	1
Alabama (A)	3	5
Alabama (A)	11	15
Miss. State (A)	4	3
Miss. State (A)	2	5
Miss. State (A)	1	7
BR Essos (H)	0	3
BR Essos (A)	5	10
Tulane (A)	6	8
Tulane (A)	2	2

1951 (10-6) Coach Harry Rabenhorst

Illinois (H)	3	2
Illinois (H)	2	1
Illinois Wesleyan (H)	18	6
Alabama (H)	5	8
Alabama (H)	5	1
Auburn (H)	5	2
Auburn (H)	3	0
BR Red Sticks (H)	11	7
Mississippi (A)	2	8
Mississippi (A)	1	4
Miss. State (A)	16	2
Mississippi (H)	6	5
Tulane (A)	6	17
Tulane (A)	3	5
Tulane (H)	1	2
Tulane (H)	7	3

1952 (9-11) Coach Harry Rabenhorst

Southern Illinois (H)	3	7
Crowley Millers (H)	6	5
Alabama (A)	0	2
Alabama (A)	2	11
Auburn (A)	4	5
Auburn (A)	6	7
Mississippi (H)	6	1
Mississippi (H)	2	9
BR Red Sticks (H)	10	2
Crowley Millers (A)	8	13
Miss State (H)	4	0
Miss. State (H)	10	9
Miss. State (A)	7	6
Miss. State (A)	7	8
Mississippi (A)	8	5
Mississippi (A)	6	5
Tulane (H)	4	3
Tulane (H)	8	11
Tulane (A)	1	3
Tulane (A)	10	18

1953 (8-10) Coach Harry Rabenhorst

Auburn (H)	5	6
Auburn (H)	11	7
Loyola (A)	17	13
Loyola (H)	3	5
Mississippi (H)	10	9
Mississippi (H)	10	6
Miss. State (H)	0	13
Miss. State (H)	1	2
Alabama (H)	10	1
Alabama (H)	11	2
Mississippi (A)	2	10
Miss. State (A)	7	16
Miss. State (A)	11	4
Tulane (A)	7	8
Tulane (A)	1	3
Ponchatoula Athletics	11	12
Tulane (H)	10	4
Tulane (H)	7	8

1954 (8-11) Coach Harry Rabenhorst

SE Louisiana (H)	6	3
Miss. State (H)	6	7
Miss. State (H)	7	4
Loyola (A)	15	8
Tulane (A)	0	4
Tulane (A)	9	14
Cincinnati (H)	4	10
Miss. State (A)	1	7
Miss. State (A)	1	2
Alabama (A)	8	13
Alabama (A)	9	6
Loyola (H)	6	5
Mississippi (A)	0	10
Vanderbilt (H)	3	5
Vanderbilt (H)	13	3
Mississippi (H)	6	3
Mississippi (H)	7	0
Tulane (H)	1	5
Tulane (H)	1	3

1955 (6-17) Coach Harry Rabenhorst

Shell Oilers (A)	2	5
Florida State (A)	3	5
Florida Southern (A)	4	6
Florida Southern (A)	6	4
Shell Oilers (H)	11	4
Mississippi (H)	2	6
Mississippi (H)	3	16
Miss. State (A)	9	4
Miss. State (A)	2	3
Alabama (A)	2	7
BR Red Sticks (H)	8	12
Loyola (H)	3	10
Alabama (H)	3	10
Alabama (H)	1	3
Mississippi (A)	3	9
Mississippi (A)	2	3
Miss. State (H)	0	12

Miss. State (H)	10	13
Loyola (A)	6	8
Tulane (H)	4	3
Tulane (H)	12	6
Tulane (A)	7	8
Tulane (A)	5	3

1956 (9-11) Coach Harry Rabenhorst

SE La. College (H)	7	13
Shell Oilers (H)	6	5
Alabama (H)	1	0
Alabama (H)	1	2
Alabama (H)	5	8
Mississippi (A)	2	1
Mississippi (A)	2	8
Mississippi (A)	0	11
Centenary (A)	1	2
Tulane (H)	5	4
Tulane (H)	6	8
Vanderbilt (A)	7	10
Vanderbilt (A)	14	2
Vanderbilt (A)	13	4
Mississippi State	3	0
Mississippi State (H)	1	10
Mississippi State (H)	1	10
Mississippi State (H)	5	2
Loyola (H)	10	4
Tulane (A)	1	7
Tulane (A)	8	10

1957 (8-11) Coach Ray Didier

SE Louisiana	11	2
Alabama	3	2
Alabama	0	2
Mississippi	9	1
Mississippi	0	4
Mississippi	5	6
SE Louisiana	3	11
Shell Oilers	1	6
Loyola	4	12
Tulane	5	8
Vanderbilt	7	8
Vanderbilt	3	1
Vanderbilt	0	2
Centenary	7	5
Mississippi State	1	4
Mississippi State	1	4
Mississippi State	2	0
Tulane	4	1
Tulane	1	0

1958 (14-11) Coach Ray Didier

Southwestern La.	2	8
Southern Illinois	5	4
Southern Illinois	4	5
Southern Illinois	13	10
Mississippi State	2	5
Mississippi State	7	3
Alabama	1	6
Alabama	9	3
N. Illinois	3	5
Southwestern (Memphis)	8	7
Southwestern La.	10	11
Tulane	7	4
Tulane	5	4
Mississippi	1	5
Loyola	6	2
Mississippi	2	1
Mississippi	4	5
Alabama	8	11
Alabama	4	6
Southwestern La.	5	2
Tulane	16	14
Tulane	6	0
Loyola	5	6
Mississippi State	3	1
Mississippi State	7	5

1959 (16-17) Coach Ray Didier

Loyola (H)	14	10
Southwestern (H)	7	0
Southwestern (A)	4	8
N. Illinois (H)	3	1
S. Illinois (H)	6	11
Northeast La. (H)	0	2
Northeast La. (H)	15	16
Northeast La. (H)	2	7
Northeast La. (H)	6	1
Mississippi State (H)	10	0
Mississippi State (A)	0	7
Northwestern (H)	8	3
Oklahoma (H)	3	4
Wheaton (H)	21	4
Mississippi (H)	0	7
Mississippi State (H)	6	8
Mississippi State (H)	6	4
Alabama (H)	4	3
Alabama (H)	3	8
Mississippi State (H)	2	3
Mississippi State (H)	3	4
Loyola (H)	5	4
Alabama (H)	5	1
Alabama (H)	9	3
Mississippi (A)	4	7
Mississippi (A)	5	9
Southwestern (A)	1	2
Tulane (H)	7	9
Tulane (H)	6	1
Southwestern (H)	7	5
Tulane (A)	4	3
Tulane (A)	2	3

1960 (15-14) Coach Ray Didier

Loyola (A)	9	12
Southwestern (H)	9	1
Southwestern (H)	7	5
N. Illinois (H)	11	0
N. Illinois (H)	5	1
Mississippi (H)	5	4
Mississippi (H)	3	5
Alabama (H)	5	2
Mississippi State (A)	5	6
Mississippi State (A)	8	7
Mississippi (A)	0	7
Mississippi (A)	2	13
Loyola (H)	1	5
Southwestern (A)	1	11
Arkansas (H)	5	1
Mississippi State (H)	6	4
Baylor (H)	0	3
Northeast (A)	7	6
Northwestern State (H)	3	2
Mississippi State (A)	1	2
Mississippi State (A)	9	10
Arkansas (H)	5	11
Tulane (H)	10	0
Tulane (A)	10	3
Southwestern (A)	4	3
Tulane (H)	5	0
Tulane (H)	1	2
Alabama (A)	5	6
Alabama (A)	1	7

1961 (20-5) Coach Ray Didier

SEC Champions		
Loyola (A)	4	3
Northeast La. (H)	10	4
Southwestern La. (H)	13	1
Mississippi State (H)	4	2
Mississippi State (H)	4	8
Mississippi (H)	4	3
Mississippi (H)	2	1
DePaul (H)	5	4
DePaul (H)	10	0
Mississippi (A)	4	3
Mississippi (A)	1	6
Southwestern (A)	13	1
Tulane (A)	13	3

Tulane (A)	2	3
Southwestern La. (A)	7	6
Mississippi St. (A)	3	2
Mississippi St. (A)	4	2
Alabama (A)	16	3
Alabama (A)	0	5
Loyola (H)	2	4
Alabama (H)	3	1
Tulane (H)	6	3
Tulane (H)	5	3

SEC Playoffs

Auburn (A)	4	3
Auburn (H)	6	5

1962 (15-11-1) Coach Ray Didier

Loyola (A)	2	7
Loyola (A)	1	2
Northwestern U. (H)	5	1
Northern Illinois (H)	10	8
Northern Illinois (H)	3	0
Tulane (H)	4	0
Tulane (H)	3	8
Northeast La. (H)	5	0
Oklahoma (H)	5	4
Mississippi (A)	3	2
Mississippi (A)	3	7
Alabama (A)	1	7
Alabama (A)	4	0
Mississippi (H)	12	5
Mississippi (H)	7	1
Mississippi State (H)	4	3
Mississippi State (H)	3	5
Alabama (H)	4	4
Alabama (H)	2	3
Southeastern La. (H)	2	3
Loyola (H)	4	3
Loyola (H)	2	6
Mississippi State (A)	2	3
Mississippi State (A)	3	4
Southeastern La. (A)	8	6
Tulane (H)	2	0
Tulane (H)	7	3

1963 (16-10) Coach Ray Didier

Southwestern La. (H)	7	5
Mississippi State (H)	2	1
Loyola (A)	6	1
Illinois (H)	2	0
Tulane (A)	2	1
Tulane (A)	2	4
Northern Illinois (H)	5	6
Alabama (H)	3	14
Alabama (H)	6	13
Mississippi (H)	5	6
Mississippi (H)	3	7
Mississippi State (A)	6	3
Mississippi State (A)	4	1
Loyola (H)	1	5
Arkansas (H)	10	5
Arkansas (H)	10	2
Mississippi (A)	4	5
Mississippi (A)	10	3
Alabama (A)	3	2
Alabama (A)	3	10
Loyola (A)	5	8
Mississippi State (H)	8	4
Mississippi State (H)	7	3
Southeastern La. (A)	6	2
Tulane (H)	4	2
Tulane (H)	6	2

1964 (11-11-1) Coach Jim Waldrop

Southwestern La. (H)	7	5
Memphis State (H)	4	2
Loyola (A)	0	4
Memphis State (H)	3	2
Loyola (A)	0	7
Tulane (H)	0	3
Tulane (H)	1	3
Northern Illinois (H)	1	7
Northern Illinois (H)	0	5

INTRO
THIS IS LSU
PREVIEW
TIGERS
COACHES
REVIEW
HISTORY
RECORDS
LSU

INTRO
THIS IS LSU
PREVIEW
TIGERS
COACHES
REVIEW
HISTORY
RECORDS
LSU

Notre Dame (H)	9	2
Notre Dame (H)	8	7
Alabama (H)	5	4
Alabama (H)	4	5
Mississippi (H)	3	4
Mississippi (H)	1	3
Mississippi State (H)	5	11
Mississippi State (H)	5	2
Loyola (A)	6	5
Alabama (A)	7	3
Southeastern La. (A)	4	3
Mississippi State (A)	2	14
Mississippi State (A)	14	4
Tulane (A)	7	5

1965 (6-13) Coach Jim Waldrop

Loyola (A)	3	4
Northern Illinois (H)	5	4
Tulane (A)	4	6
Tulane (A)	1	7
Loyola (H)	1	6
Mississippi State (A)	2	5
Alabama (A)	0	4
Alabama (A)	2	11
Mississippi (H)	5	6
Mississippi (H)	8	5
MacMurray (H)	4	3
Mississippi State (H)	6	0
Mississippi State (H)	0	5
Alabama (H)	0	8
Alabama (H)	2	6
Tulane (H)	2	1
Tulane (H)	3	2
Mississippi (A)	4	15
Mississippi (A)	5	7

1966 (9-14) Coach Jim Smith

Delta State (H)	4	2
Delta State (H)	4	6
Loyola (A)	5	7
Tulane (H)	2	15
Tulane (H)	2	3
Mississippi (A)	4	6
Mississippi (A)	4	5
Mississippi State (A)	2	9
Mississippi State (A)	0	3
Illinois State (H)	10	3
Mississippi (H)	9	7
Mississippi (H)	2	5
Alabama (H)	2	1
Alabama (H)	0	1
Mississippi State (H)	1	9
Mississippi State (H)	0	1
Florida State (H)	3	2
Florida State (H)	0	1
Loyola (H)	7	0
Alabama (A)	0	5
Alabama (A)	1	6
Tulane (A)	2	0
Tulane (A)	1	0

1967 (17-13) Coach Jim Smith

Kansas State (H)	0	1
Kansas State (H)	0	2
Texas Christian (H)	0	8
Texas Christian (H)	3	1
Southern Methodist (H)	5	1
Southern Methodist (H)	7	4
Northern Illinois (H)	6	4
Northern Illinois (H)	3	2
Loyola (A)	9	0
Loyola (H)	7	0
Mississippi State (A)	1	3
Mississippi State (A)	9	8
Alabama (A)	3	2
Alabama (A)	2	3
Alabama (A)	4	7
Mississippi (H)	0	9
Mississippi (H)	6	3
Mississippi State (H)	0	2
Mississippi State (H)	6	3

Mississippi State (H)	5	3
Tulane (A)	0	8
Tulane (H)	9	0
Mississippi (A)	4	8
Mississippi (A)	4	1
Mississippi (A)	1	6
Alabama (H)	7	0
Alabama (H)	2	0
Alabama (H)	6	3

SEC West Division Playoff

Mississippi (A)	2	6
-----------------	---	---

1968 (20-14) Coach Jim Smith

Loyola (H)	2	0
Loyola (A)	0	2
Kansas State (H)	1	0
Kansas State (H)	1	3
Kansas State (H)	6	1
Kansas State (H)	1	6
Tulane (A)	8	2
Tulane (A)	5	1
Alabama (H)	3	1
Alabama (H)	0	1
Alabama (H)	10	1
Northeast La. (H)	5	1
Nicholls State (H)	4	0
USL (H)	8	0
Mississippi (H)	0	2
La. Tech (H)	4	0
Mississippi (A)	2	5
Mississippi (A)	2	5
Mississippi (A)	8	5
Mississippi State (A)	4	3
Mississippi State (A)	4	2
Mississippi State (A)	2	3
Mississippi (H)	0	4
Mississippi (H)	1	0
Mississippi (H)	5	1
Tulane (H)	0	1
Tulane (H)	5	2
Mississippi State (H)	3	6
Mississippi State (H)	3	0
Mississippi State (H)	4	3
Alabama (A)	4	1
Alabama (A)	0	1
Alabama (A)	0	1

SEC West Division Playoff

Alabama (H)	4	6
-------------	---	---

1969 (11-24) Coach Jim Smith

Loyola (H)	2	0
Nicholls State (H)	13	6
Southeastern La. (A)	3	4
Southern Illinois (H)	0	3
Southern Illinois (H)	1	8
Southern Illinois (H)	2	4
Southeastern La. (H)	2	11
Kansas State (H)	2	9
Kansas State (H)	1	3
Kansas State (H)	4	2
Kansas State (H)	3	2
Loyola (A)	4	0
Southeastern La. (H)	1	4
Nicholls State (H)	3	7
Northeast La. (H)	1	3
Northern Illinois (H)	1	0
Alabama (A)	1	10
Alabama (A)	0	1
Alabama (A)	6	7
Mississippi (H)	3	7
Mississippi (H)	1	4
Mississippi State (A)	2	4
Mississippi State (A)	6	4
Mississippi State (A)	2	3
Mississippi (A)	0	2
Mississippi (A)	3	2
Mississippi (A)	4	6
Tulane (H)	4	3
Mississippi State (H)	0	3
Mississippi State (H)	5	3

Mississippi State (H)	4	10
Tulane (A)	2	10
Alabama (H)	0	5
Alabama (H)	1	2
Alabama (H)	12	3

1970 (16-19) Coach Jim Smith

Nicholls State (H)	2	4
Louisiana Tech (H)	2	3
Memphis State (H)	5	4
Memphis State (H)	2	1
Memphis State (H)	7	13
Nicholls State (A)	3	4
Northeast La. (H)	1	0
Southern (H)	2	0
Nicholls State (H)	3	2
Mississippi (H)	2	8
Northern Illinois (H)	4	12
Southwestern La. (H)	2	9
SLC (H)	7	5
Alabama (H)	4	1
Alabama (H)	3	4
Alabama (H)	1	0
SLC (H)	16	3
Loyola (H)	6	3
Mississippi (A)	2	3
Mississippi (A)	1	10
Mississippi (A)	0	1
Southern Mississippi (A)	5	2
Mississippi State (A)	3	5
Mississippi State (A)	1	3
Mississippi State (A)	3	5
Loyola (A)	8	5
Mississippi (H)	4	0
Mississippi (H)	9	0
Mississippi (H)	3	9
Tulane (A)	3	4
Mississippi State (H)	0	5
Southern Mississippi (H)	6	2
Alabama (A)	6	0
Alabama (A)	5	6
Alabama (A)	0	4

1971 (20-16) Coach Jim Smith

Rice (A)	1	2
Rice (A)	3	0
Rice (A)	9	10
Louisiana Tech (H)	0	2
SLU (H)	11	10
Nicholls State (H)	1	2
Southern Mississippi (H)	0	8
Florida (H)	2	1
Florida (H)	0	5
Florida (H)	6	3
Nicholls State (H)	0	3
South Alabama (H)	7	4
Loyola (A)	2	1
Mississippi State (A)	2	0
Mississippi State (A)	3	1
Mississippi State (A)	9	1
Tulane (A)	3	1
Mississippi State (H)	1	2
Mississippi State (H)	4	7
Mississippi State (H)	2	11
Loyola (H)	7	9
Mississippi (H)	1	6
Mississippi (H)	3	2
Mississippi (H)	2	6
SLU (A)	7	6
Mississippi (A)	10	3
Mississippi (A)	9	4
Mississippi (A)	2	7
Tulane (H)	8	0
Alabama (A)	3	2
Alabama (A)	11	1
Mississippi (A)	7	2
Southern Mississippi (A)	0	5
Alabama (H)	5	6
Alabama (H)	2	5
Alabama (H)	5	4

1972 (21-21) Coach Jim Smith

Rice (H)	3	0
Rice (H)	1	0
Rice (H)	4	2
Loyola (H)	4	0
Kansas State (H)	2	1
Kansas State (H)	7	2
Kansas State (H)	3	4
Kansas State (H)	5	4
Kansas State (H)	5	3
Oklahoma (H)	9	1
Oklahoma (H)	1	9
Tulane (H)	6	2
Oklahoma (H)	1	0
Oklahoma (H)	1	3
South Alabama (A)	0	5
South Alabama (A)	2	3
South Alabama (A)	3	4
USCGA (A)	11	2
Mississippi (A)	1	2
Mississippi (A)	2	5
Mississippi (A)	2	3
Mississippi State (H)	4	2
Mississippi State (H)	0	1
Mississippi State (H)	3	4
South Alabama (H)	4	6
South Alabama (H)	6	4
South Alabama (H)	6	9
Alabama (H)	7	3
Alabama (H)	5	4
Alabama (H)	6	10
Southern Mississippi (H)	5	3
Mississippi State (A)	1	4
Mississippi State (A)	4	3
Mississippi State (A)	1	2
Loyola (A)	3	4
Alabama (A)	6	2
Alabama (A)	8	12
Alabama (A)	4	8
Tulane (A)	3	5
Mississippi (H)	4	3
Mississippi (H)	4	7
Mississippi (H)	7	3

1973 (18-13) Coach Jim Smith

Southern Mississippi (A)	2	0
Southern Mississippi (A)	2	1
South Alabama (A)	1	10
South Alabama (A)	0	10
Memphis State (H)	1	7
Memphis State (H)	5	1
Memphis State (H)	2	1
Tulane (A)	4	3
Coast Guard (H)	16	2
Coast Guard (H)	9	1
Tulane (H)	5	4
Tennessee (H)	3	0
Tennessee (H)	10	7
Tennessee (H)	7	8
Oklahoma State (H)	1	4
Oklahoma State (H)	2	5
Mississippi State (A)	0	1
Mississippi State (A)	5	6
Alabama (A)	3	6
Alabama (A)	2	1
Mississippi State (H)	6	0
Mississippi State (H)	3	2
Mississippi State (H)	3	0
Alabama (H)	0	3
Alabama (H)	3	2
Alabama (H)	3	5
Alabama (H)	7	5
South Alabama (H)	4	3
Mississippi (A)	8	12
Mississippi (A)	12	15
Mississippi (A)	8	3

1974 (18-17) Coach Jim Smith

Vanderbilt (H)	10	5
Vanderbilt (H)	8	7
Vanderbilt (H)	3	7
Vanderbilt (H)	3	5
South Alabama (A)	0	1
South Alabama (A)	0	2
Tulane (A)	2	1
Illinois State (H)	2	5
Illinois State (H)	3	1
Drake (H)	2	3
Drake (H)	4	1
Drake (H)	6	5
Drake (H)	3	2
Drake (H)	2	1
Mississippi (A)	5	0
Mississippi (A)	0	1
Mississippi (A)	4	9
Mississippi State (H)	1	3
Mississippi State (H)	6	2
Mississippi State (H)	3	1
Alabama (H)	6	7
Alabama (H)	3	2
Alabama (H)	6	4
Illinois Wesleyan (H)	4	2
Illinois Wesleyan (H)	1	4
Mississippi State (A)	0	1
Mississippi State (A)	2	3
Alabama (A)	2	3
Alabama (A)	1	10
Tulane (H)	6	3
Mississippi (H)	4	1
Mississippi (H)	4	0
Mississippi (H)	0	8
Southern Mississippi (H)	8	7

1975 (40-16) Coach Jim Smith

SEC Champions

NCAA South Regional Participants

Houston (H)	2	12
Houston (H)	5	1
Houston (H)	3	10
Houston (H)	4	10
Vanderbilt (H)	6	4
Vanderbilt (H)	2	7
Vanderbilt (H)	10	0
Vanderbilt (H)	17	1
Memphis State (H)	4	2
Memphis State (H)	2	1
Memphis State (H)	4	3
Illinois State (H)	2	4
Illinois State (H)	5	1
Kentucky (H)	1	0
Kentucky (H)	6	1
Michigan State (A)	9	6
Miami, Fla. (A)	3	1
Michigan State (A)	4	18
Miami, Fla. (A)	2	9
Miami, Fla. (A)	0	13
Colgate (H)	5	1
Colgate (H)	5	0
Colgate (H)	4	2
Colgate (H)	10	2
Mississippi (H)	5	1
Mississippi (H)	3	2
Mississippi (H)	8	1
Mississippi (H)	2	1
Wisconsin (H)	8	7
Wisconsin (H)	3	9
Wisconsin (H)	1	4
Mississippi State (A)	11	0
Mississippi State (A)	11	0
Mississippi State (A)	5	4
Mississippi State (A)	3	0
Tulane (H)	2	1
Alabama (H)	4	5
Alabama (A)	6	5
Alabama (A)	0	10
Alabama (A)	4	2
Tulane (A)	0	2

Mississippi State (H)	4	3
Mississippi State (H)	3	2
Mississippi State (H)	5	1
Mississippi State (H)	8	0
Alabama (H)	6	5
Alabama (H)	9	2
Alabama (H)	9	2
Alabama (H)	5	2
Mississippi (A)	6	7
Mississippi (A)	2	1

SEC Playoffs

Georgia (H)	6	5
Georgia (A)	8	3

NCAA South Regional - Starkville, Miss.

Murray State	7	2
Florida State	2	4
Miami, Fla.	1	8

1976 (19-23) Coach Jim Smith

Houston (A)	5	6
Houston (A)	9	4
Houston (A)	3	6
Houston (A)	1	11
South Alabama (A)	6	17
South Alabama (A)	6	3
Nicholls State (H)	6	7
Nicholls State (A)	3	2
Alabama (H)	4	0
Mississippi (H)	2	5
Alabama (H)	11	2
Northwestern St. (H)	10	1
Princeton (H)	1	4
Princeton (H)	4	2
Princeton (H)	6	2
Ohio State (H)	8	6
Ohio State (H)	3	4
Mississippi (H)	5	3
Mississippi (H)	1	0
Mississippi (H)	2	4
Mississippi State (A)	1	2
Mississippi State (A)	5	6
Mississippi State (A)	9	10
New Orleans (H)	3	10
Auburn (H)	4	3
Auburn (H)	2	5
Auburn (H)	3	2
New Orleans (A)	2	9
Tulane (H)	1	2
Alabama (A)	3	2
Alabama (A)	0	1
Alabama (A)	5	8
Tulane (A)	1	5
Mississippi State (H)	4	1
Mississippi State (H)	0	2
Mississippi State (H)	4	2
Mississippi (A)	0	2
Mississippi (A)	1	6
Mississippi (A)	5	4
Auburn (A)	2	0
Auburn (A)	1	5

1977 (17-27) Coach Jim Smith

Texas A&M (H)	0	15
Texas A&M (H)	1	2
Texas A&M (H)	9	2
Texas A&M (H)	4	2
New Orleans (A)	5	6
Houston (H)	1	3
Nicholls State (H)	9	13
Nicholls State (H)	3	1
Miami, Fla. (H)	4	1
Miami, Fla. (H)	6	4
Alabama (A)	17	10
Alabama (A)	3	12
Illinois (H)	13	2
Illinois (H)	3	2
Illinois (H)	12	4
Mississippi (H)	7	5
Mississippi (H)	2	4
Mississippi (H)	1	4

Auburn (A)	0	2
Auburn (A)	2	10
Auburn (A)	2	4
New Orleans (H)	4	6
Wisconsin (H)	3	10
Wisconsin (H)	4	1
Tulane (A)	5	13
Illinois State (H)	2	0
Illinois State (H)	2	3
Wisconsin (H)	6	3
Wisconsin (H)	4	3
Mississippi State (A)	11	8
Mississippi State (A)	1	7
Mississippi State (A)	1	7
Tulane (H)	5	2
Alabama (H)	2	3
Alabama (H)	4	7
Alabama (H)	4	10
Mississippi (A)	1	5
Mississippi (A)	4	5
Mississippi (A)	4	10
Northwestern St. (H)	2	1
Auburn (H)	1	0
Auburn (H)	0	3
South Alabama (H)	5	4
South Alabama (H)	3	19

1978 (12-34) Coach Jim Smith

Texas A&M (H)	3	4
Texas A&M (H)	4	5
Texas A&M (H)	2	6
Houston (A)	0	4
Houston (A)	7	3
Houston (A)	0	1
Houston (A)	1	5
South Alabama (H)	2	4
South Alabama (H)	1	4
Miss. State (H)	1	2
Miss. State (H)	5	2
Miss. State (H)	1	4
Alabama (H)	3	2
Alabama (H)	0	3
Alabama (H)	2	16
New Orleans (A)	0	7
Mississippi (A)	2	3
Mississippi (A)	1	2
Mississippi (A)	7	27
Illinois St. (H)	7	9
Illinois St. (H)	0	4
Navy (H)	4	3
Navy (H)	4	7
Auburn (H)	1	0
Auburn (H)	0	3
Auburn (H)	1	0
Tulane (A)	9	6
Nicholls State (A)	5	6
Nicholls State (A)	4	15
Tulane (H)	4	12
Miss. State (A)	4	12
Miss. State (A)	6	7
Miss. State (A)	13	26
New Orleans (H)	4	3
Alabama (A)	4	5
Alabama (A)	1	8
Alabama (A)	1	2
Nicholls State (H)	4	5
Mississippi (H)	3	2
Mississippi (H)	6	5
Mississippi (H)	4	5
Northwestern State (H)	3	0
Northwestern State (H)	2	1
Auburn (A)	5	8
Auburn (A)	4	5
Auburn (A)	1	14

1979 (34-20) Coach Jack Lamabe

Southwestern La. (A)	4	2
Southwestern La. (A)	4	0
Southwestern La. (A)	5	0
Southwestern La. (A)	8	4
Nicholls St. (H)	9	3
Nicholls St. (H)	2	0
Miss. State (H)	1	3
Miss. State (H)	2	1
Navy (H)	13	5
Southeastern La. (A)	8	15
Southeastern La. (A)	1	4
Mississippi (A)	11	2
Mississippi (A)	1	0
Navy (H)	4	3
Illinois St. (H)	12	5
Southern Miss. (H)	1	0
Southern Miss. (H)	21	1
Alabama (H)	0	1
Alabama (H)	8	4
Alabama (H)	11	2
Wisconsin (H)	5	4
Wisconsin (H)	8	0
Wisconsin (H)	7	4
Louisville (H)	16	13
Auburn (H)	7	4
Auburn (H)	7	1
Auburn (H)	3	2
Northwestern La. (H)	3	0
Northwestern La. (H)	5	4
Tulane (H)	10	7
Tulane (A)	1	2
Southern Miss. (A)	1	6
Southern Miss. (A)	14	10
New Orleans (H)	3	4
New Orleans (H)	3	5
Tulane (H)	3	4
Miss. State (A)	0	5
Miss. State (A)	2	5
South Alabama (A)	3	10
South Alabama (A)	5	12
Mississippi (H)	2	6
Mississippi (H)	3	1
Mississippi (H)	8	3
New Orleans (A)	4	0
New Orleans (A)	4	2
Alabama (A)	4	2
Alabama (A)	7	1
Nicholls State (A)	5	6
Auburn (A)	4	8
Auburn (A)	4	9
Auburn (A)	6	2

SEC Tournament - Starkville, Miss.

Florida	5	2
Miss. State	5	12
Florida	1	5

1980 (23-19) Coach Jack Lamabe

Nicholls State (H)	2	6
Nicholls State (H)	5	4
Southern Miss. (H)	7	11
Southern Miss. (H)	4	3
Ole Miss (H)	1	3
Ole Miss (H)	1	5
Ole Miss (H)	8	2
Illinois State (H)	6	0
Illinois State (H)	9	4
Illinois State (H)	13	2
Navy (H)	3	5
Navy (H)	9	6
Canisius (H)	7	0
Canisius (H)	10	2
Army (H)	11	8
Middle Tennessee (H)	5	8
Auburn (H)	8	2
Auburn (H)	10	5
Alabama (A)	1	9
Alabama (A)	3	8
Alabama (A)	2	0
Tulane (H)	4	3
Miss. State (A)	5	2

INTRO
THIS IS LSU
PREVIEW
TIGERS
COACHES
REVIEW
HISTORY
RECORDS
LSU

INTRO
THIS IS LSU
PREVIEW
TIGERS
COACHES
REVIEW
HISTORY
RECORDS
LSU

Miss. State (A)	2	0
Miss. State (A)	7	9
New Orleans (H)	3	4
New Orleans (H)	0	4
Northwestern La. (H)	5	3
Northwestern La. (H)	5	0
Southern Miss. (A)	5	2
Northwestern La. (H)	5	0
Southern Miss. (A)	5	2
Southern Miss. (A)	4	5
Auburn (A)	2	7
Auburn (A)	2	3
Auburn (A)	0	5
Tulane (A)	8	7
Tulane (A)	1	4
Nicholls State (A)	7	4
New Orleans (A)	1	5
New Orleans (A)	1	3
Alabama (H)	2	1
Alabama (H)	4	3
Alabama (H)	2	4

1981 (23-30) Coach Jack Lamabe

Southern Miss. (A)	4	5
Southern Miss. (A)	7	8
Nicholls State (H)	7	3
Nicholls State (H)	3	0
Miss. State (A)	1	15
Miss. State (A)	2	5
Tulane (A)	4	8
Tulane (H)	4	3
Nicholls State (A)	7	8
Navy (H)	3	2
Navy (H)	5	7
Navy (H)	10	9
South Alabama (H)	7	6
South Alabama (H)	15	18
Wisconsin (H)	16	4
Bellarmine (H)	8	6
Illinois-Chicago (H)	20	3
Illinois-Chicago (H)	6	1
Auburn (H)	3	4
Auburn (H)	2	1
South Alabama (H)	4	6
South Alabama (A)	3	6
Illinois-Chicago (H)	8	2
Mississippi (A)	2	1
Mississippi (A)	2	4
Tulane (H)	17	16
Cornell (H)	12	9
Alabama (A)	5	1
Alabama (A)	1	6
Alabama (A)	0	8
New Orleans (H)	6	14
New Orleans (H)	10	11
Tulane (A)	22	9
Jacksonville (A)	9	6
Florida (A)	3	6
Jacksonville (A)	1	6
Jacksonville (A)	8	9
Miss. State (H)	1	11
Miss. State (H)	2	7
Miss. State (H)	4	12
New Orleans (A)	1	6
Southern Miss. (H)	2	5
Southern Miss. (H)	9	5
Auburn (A)	3	4
Auburn (A)	3	2
Auburn (A)	4	12
New Orleans (H)	10	13
Mississippi (H)	3	17
Mississippi (H)	11	8
Mississippi (H)	6	2
Alabama (H)	6	4
Alabama (H)	0	4
Alabama (H)	10	18

1982 (26-25) Coach Jack Lamabe

Southern Miss. (A)	8	9
Southern Miss. (A)	10	5
Nicholls State (H)	2	4
Nicholls State (H)	12	1

Tulane (H)	13	3
Auburn (H)	4	2
Auburn (H)	11	0
St. Louis (H)	11	1
Navy (H)	5	1
Navy (H)	7	3
Miss. State (A)	3	16
Miss. State (H)	3	0
Miss. State (H)	6	2
Southern Ill. (H)	13	9
Alabama-Birm. (H)	8	14
Louisiana College (H)	5	7
Alabama (H)	4	3
Alabama (H)	1	3
Alabama (H)	10	1
Illinois-Chicago (H)	7	3
Illinois-Chicago (H)	8	2
Illinois-Chicago (H)	2	0
New Orleans (H)	1	8
Nicholls State (A)	7	13
Mississippi (A)	2	9
Mississippi (A)	2	6
Mississippi (A)	3	4
Tulane (A)	3	8
South Alabama (A)	5	6
South Alabama (A)	5	19
Auburn (A)	6	12
Auburn (A)	12	13
Auburn (A)	1	9
South Alabama (H)	9	4
South Alabama (H)	3	1
Miss. State (H)	1	2
Miss. State (H)	2	0
Miss. State (H)	4	6
Southern Miss. (H)	4	3
Alabama (A)	3	0
Alabama (A)	2	7
West Florida (A)	6	2
West Florida (A)	9	3
New Orleans (A)	5	6
New Orleans (A)	2	4
Tulane (H)	6	1
Tulane (A)	3	11
New Orleans (H)	10	4
Mississippi (H)	4	3
Mississippi (H)	0	3
Mississippi (H)	0	8

1983 (28-21) Coach Jack Lamabe

McNeese State (H)	4	3
Nicholls State (H)	6	7
Nicholls State (H)	6	2
Northwestern State (H)	2	1
Northwestern State (H)	1	2
Mississippi (A)	3	2
Mississippi (A)	4	3
Navy (A)	8	4
Tulane (A)	10	11
Miss. State (H)	4	10
Miss. State (H)	7	2
Miss. State (H)	6	13
Nicholls State (A)	3	7
Louisiana Tech (H)	2	5
Southeastern La. (H)	7	2
Alabama (A)	1	4
Alabama (A)	0	17
Louisiana College (H)	6	2
Cleveland State (H)	7	1
Auburn (A)	3	6
Auburn (A)	4	5
Florida State (A)	15	5
Florida State (A)	4	10
Southern Miss. (H)	8	7
Southern Miss. (H)	9	4
Tulane (A)	4	1
Mississippi (H)	1	5
Mississippi (H)	10	2
Mississippi (H)	11	5
Southeastern La. (H)	7	6
New Orleans (A)	5	3
Mississippi State (A)	5	2
Mississippi (A)	1	10

Mississippi (A)	8	16
Southern Miss. (A)	19	8
Southern Miss. (A)	13	1
Southeastern La. (A)	4	3
Alabama (H)	8	7
Alabama (H)	3	10
Alabama (H)	5	10
Tulane (H)	9	8
Tulane (H)	3	7
Northeast La. (H)	3	1
Northeast La. (H)	7	4
Auburn (H)	3	0
Auburn (H)	1	7
Auburn (H)	9	3
Florida State (H)	2	8
Florida State (H)	3	6

1984 (32-23) Coach Skip Bertman

Southern Miss. (A)	7	1
Southern Miss (A)	8	7
McNeese State (H)	8	6
Southwestern La. (H)	9	10
Southern Miss. (H)	15	2
Southern Miss. (H)	6	1
Nicholls State (H)	5	4
Southeastern La. (H)	10	4
Auburn (H)	0	4
Auburn (H)	9	5
Auburn (H)	8	6
Northwestern State (H)	6	1
Northwestern State (H)	7	2
Alabama (A)	1	10
Alabama (A)	2	3
Alabama (A)	3	11
Southern (H)	4	3
Lamar (H)	6	7
SW Missouri (H)	10	7
Tulane (A)	5	6
New Orleans (H)	7	4
Louisiana College (H)	15	4
McNeese State (A)	4	8
Miss. State (H)	2	4
Miss. State (H)	11	6
Miss. State (H)	4	10
Louisiana Tech (A)	1	2
Northeast La. (A)	6	5
Mississippi (A)	1	0
Mississippi (A)	7	1
Mississippi (A)	5	6
New Orleans (A)	5	6
New Orleans (H)	4	7
Auburn (A)	11	4
Auburn (A)	5	8
Auburn (A)	6	4
Nicholls State (A)	6	4
Tulane (H)	1	2
Alabama (H)	3	5
Alabama (H)	3	0
Alabama (H)	6	3
McNeese State (H)	2	0
McNeese State (H)	3	2
Miami (A)	0	14
Miami (A)	5	6
Miami (A)	10	9
Centenary (H)	7	1
New Orleans (A)	1	11
Miss. State (A)	1	5
Miss. State (A)	6	8
Miss. State (A)	0	3
Southern (H)	13	9
Mississippi (H)	4	2
Mississippi (H)	7	2
Mississippi (H)	9	7

1985 (41-18) Coach Skip Bertman

SEC Western Division Champions

NCAA Central Regional Participants

Central Fla. (A)	7	0
Central Fla. (A)	4	5
Central Fla. (A)	9	8
Mississippi (H)	6	2
Mississippi (H)	14	2
Mississippi (H)	13	6
Southwestern La. (H)	9	4
Southeastern La. (H)	12	4
Alabama (A)	9	7
Alabama (A)	1	5
Alabama (A)	3	8
Northwestern State (H)	13	9
New Orleans (H)	6	2
Miss. State (H)	0	7
Miss. State (H)	9	6
Miss. State (H)	7	4
Tulane (H)	10	4
New Orleans (H)	6	3
Tulane (A)	7	8
Northeast La. (H)	10	2
Southern (H)	13	8
McNeese State (H)	11	10
Jackson State (H)	19	12
Auburn (H)	4	2
Auburn (H)	7	0
Auburn (H)	6	4
McNeese State (A)	2	3
Lamar (A)	2	4
Southwestern La. (A)	5	6
Mississippi (A)	10	8
Mississippi (A)	6	0
Mississippi (A)	7	2
Louisiana College (H)	12	6
New Orleans (A)	2	4
McNeese State (H)	8	5
Alabama (H)	2	1
Alabama (H)	3	1
Alabama (H)	15	6
Northwestern State (A)	12	3
Centenary (A)	9	6
Miss. State (A)	1	6
Miss. State (A)	5	6
Miss. State (A)	4	7
Southeastern La. (A)	7	8
McNeese State (H)	6	7
N. Texas St. (H)	2	1
N. Texas St. (H)	6	5
N. Texas St. (H)	8	1
Southern (H)	7	4
Nicholls State (H)	12	2
Nicholls State (H)	10	13
Louisiana Tech (H)	5	1
Auburn (A)	5	0
Auburn (A)	4	5
Auburn (A)	4	3

SEC Tournament - Baton Rouge, La.

Georgia	6	8
Florida	2	5

NCAA Central Regional - Austin, Texas

Houston	4	11
Lamar	3	4

1986 (55-14) Coach Skip Bertman

SEC Champions

SEC Tournament Champions

NCAA South I Regional Champions

College World Series - 5th Place

Louisiana College (H)	8	0
New Orleans (H)	3	2
Arkansas (H)	8	7
Arkansas (H)	6	8
Southwestern La. (H)	4	0
Southwestern La. (N)	17	4
Florida (A)	9	1
Florida (A)	18	4
Florida (A)	12	5

Northeast La. (H)	14	6
Tulane (H)	12	1
Kentucky (H)	8	7
Kentucky (H)	5	1
Kentucky (H)	12	10
Southeastern La. (H)	15	3
Kansas State (H)	8	4
Missouri (H)	5	1
Southern (H)	7	5
New Orleans (H)	9	8
Southwestern La. (A)	5	4
Alabama (A)	6	5
Alabama (A)	8	6
Alabama (A)	4	5
Northeast La. (A)	13	5
Centenary (A)	9	5
Stephen F. Austin (A)	10	7
Tennessee (H)	3	2
Tennessee (H)	3	2
Tennessee (H)	12	5
Nicholls State (A)	3	2
Nicholls State (A)	1	2
Northwestern State (H)	24	0
Mississippi (H)	9	6
Mississippi (H)	3	6
Mississippi (H)	10	1
Louisiana Tech (H)	4	3
Nicholls State (H)	14	4
Miss. State (A)	4	0
Miss. State (A)	4	0
Miss. State (A)	5	6
Southwestern La. (H)	5	4
New Orleans (A)	2	8
Georgia (H)	3	1
Georgia (H)	8	11
Georgia (H)	11	8
Southern (H)	18	5
Tulane (A)	6	5
Vanderbilt (A)	14	4
Vanderbilt (A)	7	5
Vanderbilt (A)	4	6
New Orleans (A)	1	7
Centenary (H)	12	3
Auburn (H)	7	1
Auburn (H)	12	3
Auburn (H)	4	3

SEC Tournament - Baton Rouge, La.

Georgia	10	6
Alabama	10	7
Georgia	8	4

Alabama (H)	1	5
Alabama (H)	4	2
Alabama (H)	2	8
Florida State (A)	4	6

NCAA South I Regional - Baton Rouge, La.

Jackson State	14	11
Oklahoma	8	5
Louisiana Tech	7	4
Tulane	7	6

College World Series - Omaha, Neb.

Loyola-Marymount	3	4
Maine	8	4
Miami, Fla.	3	4

1987 (49-19) Coach Skip Bertman

NCAA South II Regional Champions

College World Series - 4th Place

Louisiana College (H)	11	0
Louisiana College (H)	13	0
Miami (Fla.)*	2	7
Florida*	5	2
Florida State*	1	2
Wichita State (H)	14	6
Wichita State (H)	12	2
Wichita State (H)	9	3
Southern (H)	15	4
Southwestern La. (H)	7	4
Florida (H)	9	1

Florida (H)	3	5
Kentucky (A)	2	7
Kentucky (A)	8	4
Kentucky (A)	5	0
Texas-Arlington (H)	17	2
Texas-Arlington (H)	4	3
Missouri (H)	8	5
Oral Roberts (H)	20	5
Oral Roberts (H)	14	4
McNeese State (H)	17	7
Nicholls State (H)	10	7
New Orleans (H)	8	7
Southeastern La. (H)	11	3
Alabama (H)	0	1
Alabama (H)	4	3
Northeast La. (H)	15	0
Centenary (H)	11	3
Southern (H)	15	4
Tulane (A)	5	4
Ole Miss (A)	0	4
Ole Miss (A)	5	6
Ole Miss (A)	6	3
Centenary (A)	10	3
Northeast La. (A)	9	3
Louisiana Tech (A)	4	5
Miss. State (H)	4	5
Miss. State (H)	6	4
Miss. State (H)	6	5
Nicholls State (H)	9	5
Tulane (H)	7	9
Northwestern State (H)	11	0
Northwestern State (H)	8	7
Georgia (A)	1	7
Georgia (A)	12	3
Georgia (A)	10	12
Southeastern La. (H)	14	4
New Orleans (A)	1	3
Nicholls State (A)	10	2
Vanderbilt (H)	1	0
Vanderbilt (H)	2	4
Vanderbilt (H)	11	8
Auburn (A)	4	0
Auburn (A)	6	1
Auburn (A)	1	6

* Busch Challenge I (New Orleans, La.)

SEC Tournament - Athens, Ga.

Auburn	8	9
Georgia	4	2
Kentucky	4	1
Auburn	4	2
Miss. State	3	13

NCAA South II Regional - New Orleans, La.

Tulane	5	3
New Orleans	14	1
New Orleans	3	0
Cal State Fullerton	7	3

College World Series - Omaha, Neb.

Florida State	6	2
Oklahoma State	7	8
Arkansas	5	2
Stanford	5	6

1988 (39-21) Coach Skip Bertman

Southern (H)	21	1
Florida State (at Orlando)	9	4
Louisiana College (H)	9	2
McNeese State (H)	2	1
Mercer (H)	15	6
Mercer (H)	8	4
Mercer (H)	6	1
Centenary (H)	7	3
Rice (H)	13	3
Tennessee (H)	2	1
Tennessee (H)	4	2
Tennessee (H)	6	5
Florida (A)	3	4
Florida (A)	4	0
Florida (A)	4	5

Southeastern La. (A)	8	9
Kentucky (H)	3	1
Kentucky (H)	2	1
Kentucky (H)	1	3
Nicholls State (A)	7	11
New Orleans (H)	4	1
Cal State-Fullerton *	2	7
Southern California*	11	7
UCLA*	7	1
Wichita State (A)	3	5
Wichita State (A)	3	5
Wichita State (A)	0	13
Alabama (A)	3	1
Alabama (A)	6	1
Alabama (A)	7	3
Northeast La. (H)	8	7
Tulane (A)	7	5
Ole Miss (H)	5	4
Ole Miss (H)	11	2
Ole Miss (H)	15	13
Tulane (H)	11	1
Southeastern La. (H)	14	11
Miss. State (A)	3	4
Miss. State (A)	4	2
Miss. State (A)	0	1
Nicholls State (H)	9	2
New Orleans (A)	6	2
Stephen F. Austin (H)	14	7
Georgia (H)	12	6
Georgia (H)	2	4
Georgia (H)	9	8
Northwestern La. (H)	11	2
Northwestern La. (H)	4	5
McNeese State (A)	5	6
Vanderbilt (A)	4	5
Vanderbilt (A)	2	3
Vanderbilt (A)	5	1
Auburn (H)	1	2
Auburn (H)	1	8
Auburn (H)	8	10

*Busch Challenge II (New Orleans, La.)

SEC Tournament - Starkville, Miss.

Kentucky	7	9
Georgia	7	3
Florida	2	7

Southern (H)	13	4
Southern (H)	10	7

1989 (55-17) Coach Skip Bertman

NCAA Central Regional Champions

College World Series - 3rd Place

Texas Christian (H)	8	2
Texas Christian (H)	10	5
Southern Mississippi (H)	10	1
Mercer (H)	7	4
Mercer (H)	8	7
Mercer (H)	12	7
Louisiana College (H)	10	3
Oklahoma State *	6	0
Oral Roberts *	10	7
Oklahoma *	7	9
Southern (H)	19	6
Southern (A)	5	0
Tennessee (A)	7	0
Tennessee (A)	1	5
Tennessee (A)	9	3
New Orleans (H)	7	1
Florida (H)	10	0
Florida (H)	8	7
Florida (H)	2	1
George Washington (H)	8	3
St. John's (H)	11	8
St. John's (H)	12	5
Kentucky (A)	11	7
Kentucky (A)	15	0
Kentucky (A)	9	12
Northwestern State (H)	6	5
Stephen F. Austin (H)	8	3
Stephen F. Austin (H)	14	1

Tulane (A)	4	3
Southwestern La. (A)	4	1
Tulane (H)	4	3
Alabama (H)	13	6
Alabama (H)	14	6
Alabama (H)	12	1
Southern (H)	9	4
Ole Miss (A)	11	5
Ole Miss (A)	4	1
Ole Miss (A)	1	2
Southeastern La. (H)	3	1
Nicholls State (H)	4	7
Mississippi State (H)	3	4
Mississippi State (H)	3	4
Mississippi State (H)	19	9
Southwestern La. (H)	6	9
Northwestern State (A)	14	6
Georgia (A)	4	3
Georgia (A)	7	1
Georgia (A)	2	4
Northeast La. (H)	7	6
New Orleans (A)	5	1
Vanderbilt (H)	8	4
Vanderbilt (H)	12	10
Vanderbilt (H)	2	9
Auburn (A)	8	12
Auburn (A)	0	1
Auburn (A)	8	1

*Busch Challenge III (New Orleans, La.)

SEC Tournament - Gainesville, Fla.

Georgia	6	3
Florida	6	8
Auburn	5	8

Louisiana Tech (H)	17	2
Louisiana Tech (H)	7	1
Louisiana Tech (H)	8	5

NCAA Central Regional -

College Station, Texas

Nevada-Las Vegas	12	10
South Alabama	4	6
Nevada-Las Vegas	13	8
South Alabama	6	5
Texas A&M	13	5
Texas A&M	5	4

College World Series - Omaha, Neb.

Miami (Fla.)	2	5
Long Beach State	8	5
Miami (Fla.)	6	3
Texas	7	12

1990 (54-19) Coach Skip Bertman

SEC Champions

SEC Tournament Co-Champions

NCAA South I Regional Champions

College World Series - 3rd Place

Wichita State#	6	13
North Carolina#	8	5
Louisiana Tech (H)	15	3
Mississippi State*	7	6
Mississippi*	7	5
Southern Miss*	1	5
Southern (H)	17	5
Rice (A)	11	12
Rice (A)	13	1
Southern Miss (A)	10	2
Texas A&M (A)	2	4
Texas A&M (A)	2	5
Texas A&M (A)	5	2
Southern (H)	14	1
New Orleans (H)	10	3
Kansas (H)	10	1
Kansas (H)	9	3
Kansas (H)	8	2
St. Louis (H)	20	2
Evansville (H)	28	8
Mississippi State (A)	6	5
Mississippi State (A)	1	2

INTRO
THIS IS LSU
PREVIEW
TIGERS
COACHES
REVIEW
HISTORY
RECORDS
LSU

All-Time Results

INTRO
THIS IS LSU
PREVIEW
TIGERS
COACHES
REVIEW
HISTORY
RECORDS
LSU

Mississippi State (A)	9	10
Nicholls State (H)	4	3
McNeese State (A)	13	1
Mississippi (H)	10	7
Mississippi (H)	10	2
Mississippi (H)	6	0
Southeastern La. (A)	8	1
Auburn (H)	12	6
Auburn (H)	5	6
Auburn (H)	7	17
Southeastern La. (H)	16	0
Nicholls State (A)	8	6
Florida (A)	6	3
Florida (A)	6	7
Florida (A)	5	3
Stephen F. Austin (H)	4	3
Stephen F. Austin (H)	7	2
Tennessee (H)	13	2
Tennessee (H)	2	0
Tennessee (H)	9	3
McNeese State (H)	1	4
Tulane (A)	7	14
Northwestern State (H)	16	6
Kentucky (H)	8	1
Kentucky (H)	9	0
Kentucky (H)	9	3
Northeast La. (H)	4	5
New Orleans (A)	6	4
Alabama (A)	7	4
Alabama (A)	5	12
Alabama (A)	8	5
Vanderbilt (A)	7	5
Vanderbilt (A)	3	4
Vanderbilt (A)	7	3
Georgia (H)	11	2
Georgia (H)	5	2
Georgia (H)	8	5
#ABCA Hall of Fame Tournament (Orlando, Fla.)		
*Busch Challenge IV (New Orleans, La.)		
<i>SEC Tournament - Birmingham, Ala.</i>		
Florida	6	4
Mississippi State	17	8
Vanderbilt	13	5
Mississippi State	1	3
<i>NCAA South I Regional - Baton Rouge, La.</i>		
Southwestern Louisiana	8	0
Georgia Tech	11	5
Southern California	4	5
Houston	6	4
Southern California	5	4
Southern California	7	6
<i>College World Series - Omaha, Neb.</i>		
The Citadel	8	2
Oklahoma State	1	7
The Citadel	6	1
Oklahoma State	3	14
1991 (55-18) Coach Skip Bertman SEC Champions		
NCAA South Regional Champions		
NCAA National Champions		
Mississippi State#	6	4
Oklahoma State#	6	0
Louisiana Tech (H)	10	3
Stephen F. Austin (H)	5	0
Stephen F. Austin (H)	14	3
Stephen F. Austin (H)	9	0
Texas A&M (H)	1	3
Texas A&M (H)	13	8
Texas A&M (H)	5	0
Southeastern La. (H)	8	3
Southern (H)	8	1
Miami (Fla.)*	4	3
Florida*	6	5
Florida State*	0	8
Northwestern State (H)	3	7
Tulane (H)	6	7

New Orleans (H)	7	5
Nevada-Las Vegas (A)	14	4
Nevada-Las Vegas (A)	1	5
Nevada-Las Vegas (A)	9	4
Notre Dame (H)	3	6
St. Louis (H)	6	4
Mississippi State (H)	4	2
Mississippi State (H)	6	5
Southern (A)	5	2
Tulane (A)	1	5
Mississippi (A)	4	0
Mississippi (A)	3	2
Mississippi (A)	7	3
Louisiana College (H)	2	1
Jackson State (H)	14	4
Auburn (A)	6	2
Auburn (A)	8	3
Auburn (A)	13	8
McNeese State (H)	3	6
Nicholls State (H)	6	5
Florida (H)	6	5
Florida (H)	5	3
Florida (H)	12	6
Northwestern State (A)	7	3
Louisiana Tech (A)	13	6
Tennessee (A)	3	5
Tennessee (A)	5	6
Tennessee (A)	11	4
Centenary (H)	15	2
New Orleans (A)	5	2
Kentucky (A)	7	17
Kentucky (A)	7	11
Kentucky (A)	3	7
Northeast La. (H)	12	3
Southeastern La. (H)	2	15
Alabama (H)	15	4
Alabama (H)	6	8
Alabama (H)	11	6
Vanderbilt (H)	21	5
Vanderbilt (H)	8	5
Vanderbilt (H)	6	11
Georgia (A)	10	4
Georgia (A)	5	0
Georgia (A)	16	7
# ABCA Hall of Fame Tournament (Baton Rouge, La.)		
* Busch Challenge V (New Orleans, La.)		
<i>SEC Tournament - Baton Rouge, La.</i>		
Kentucky	8	7
Mississippi State	8	2
Florida	1	7
Mississippi State	9	4
Florida	4	8
<i>NCAA South Regional - Baton Rouge, La.</i>		
Northwestern State	13	2
Oklahoma	4	3
Texas A&M	7	1
Southwestern La.	8	5
<i>College World Series - Omaha, Neb.</i>		
Florida	8	1
Fresno State	15	3
Florida	19	8
Wichita State	6	3
1992 (50-16) Coach Skip Bertman SEC Champions		
SEC Tournament Champions		
NCAA South I Regional Participants		
Nevada-Las Vegas (H)	3	1
Nevada-Las Vegas (H)	12	9
Nevada-Las Vegas (H)	8	3
Northwestern State (H)	7	6
Georgia Tech*	3	2
Georgia*	1	9
Georgia Southern*	20	7
Southeastern La. (H)	6	2
Maine (H)	5	12

Maine (H)	8	5
Maine (H)	10	5
Stephen F. Austin (H)	21	1
Stephen F. Austin (H)	16	2
Stephen F. Austin (H)	12	2
Centenary (H)	22	3
Tulane (A)	7	0
Louisiana College (A)	23	2
George Washington (H)	22	9
George Washington (H)	5	8
South Carolina (A)	4	1
South Carolina (A)	3	1
South Carolina (A)	5	0
Central Florida (A)	5	2
Tennessee (H)	3	1
Tennessee (H)	2	9
Tennessee (H)	13	7
New Orleans (H)	14	7
Southern (H)	12	3
Florida (A)	4	5
Florida (A)	2	0
Florida (A)	5	3
Northeast La. (H)	6	5
Tulane (H)	2	6
Mississippi (H)	10	3
Mississippi (H)	5	3
Mississippi (H)	3	5
McNeese State (H)	14	2
New Orleans (A)	5	9
Arkansas (H)	12	2
Arkansas (H)	12	4
Arkansas (H)	8	4
Southeastern La. (A)	14	4
Nicholls State (A)	1	4
Alabama (A)	10	0
Alabama (A)	8	7
Alabama (A)	5	7
Louisiana College (H)	7	3
Northeast La. (A)	10	2
Auburn (A)	2	1
Auburn (A)	2	4
Auburn (A)	3	4
Nicholls State (H)	15	8
Southwestern La. (H)	0	5
Mississippi State (H)	8	3
Mississippi State (H)	5	3
Mississippi State (H)	5	3
* Busch Challenge VI (New Orleans, La.)		
<i>SEC Tournament - New Orleans, La.</i>		
Vanderbilt	7	2
Arkansas	8	1
Florida	1	3
Georgia	5	3
South Carolina	6	3
Florida	12	1
<i>NCAA South I Regional - Baton Rouge, La.</i>		
Providence	8	1
Ohio State	0	5
Tulane	7	3
Cal State-Fullerton	0	11
1993 (53-17-1) Coach Skip Bertman SEC Champions		
SEC Division Tournament Champions		
NCAA South Regional Champions		
NCAA National Champions		
Northwestern State (H)	8	3
Centenary (H)	19	0
Mississippi State *	4	7
Southern Miss *	8	4
Ole Miss *	4	6
Lamar (H)	3	9
Central Florida (H)	12	0
Central Florida (H)	14	4
Tulane (A)	14	7
Indiana State (H)	10	0
Indiana State (H)	8	1
Michigan (H)	6	2
Michigan (H)	9	8

Nicholls State (H)	7	5
New Mexico (H)	9	3
New Mexico (H)	14	1
New Mexico (H)	8	5
Arkansas State (A)	9	0
Arkansas State (A)	7	10
South Carolina (H)	10	3
South Carolina (H)	6	1
South Carolina (H)	9	9
Louisiana College (H)	10	3
Southern (H)	10	8
New Orleans (A)	13	8
Tennessee (A)	1	8
Tennessee (A)	4	1
Tennessee (A)	2	6
Northwestern State (A)	5	6
Florida (H)	1	2
Florida (H)	11	3
Florida (H)	16	2
Southeastern La. (H)	8	7
McNeese State (H)	15	11
Ole Miss (A)	8	0
Ole Miss (A)	2	1
Ole Miss (A)	6	5
Southeastern La. (H)	9	1
Southern (A)	8	7
McNeese State (A)	3	5
Arkansas (A)	3	0
Arkansas (A)	4	2
Arkansas (A)	8	2
Tulane (H)	6	3
New Orleans (H)	12	9
Southwestern La. (H)	9	10
Alabama (H)	1	3
Centenary (A)	18	3
Auburn (H)	21	2
Auburn (H)	8	9
Auburn (H)	2	9
Arkansas State (H)	9	1
Arkansas State (H)	14	4
Mississippi State (A)	3	4
Mississippi State (A)	3	2
Mississippi State (A)	13	7
* Winn-Dixie Showdown (New Orleans, La.)		
<i>SEC Division Tournament - Baton Rouge, La.</i>		
Ole Miss	6	1
Mississippi State	3	5
Arkansas	13	7
Auburn	16	5
Mississippi State	7	3
<i>NCAA South Regional - Baton Rouge, La.</i>		
Western Carolina	7	2
Kent State University	12	15
Baylor	13	6
South Alabama	11	4
South Alabama	9	4
<i>College World Series - Omaha, Neb.</i>		
Long Beach State	7	1
Texas A&M	13	8
Long Beach State	8	10
Long Beach State	6	5
Wichita State	8	0
1994 (46-20) Coach Skip Bertman SEC Western Division Champions		
SEC Division Tournament Champions		
NCAA South Regional Champions		
College World Series - 7th Place		
Auburn *	1	3
South Alabama *	3	5
Alabama *	3	0
Northwestern State (H)	11	5
Houston (A)	8	5
Houston (A)	7	2
Tulane (A)	8	10
Alabama-Birmingham (H)	11	5
Alabama-Birmingham (H)	6	5
Alabama-Birmingham (H)	17	6

Southeastern La. (H)	11	10
Texas (A)	9	6
Texas (A)	7	9
Texas (A)	1	7
Louisiana College (H)	5	7
New Orleans (H)	4	3
Texas Christian (H)	13	6
Texas Christian (H)	15	10
Texas Christian (H)	16	8
Arkansas State (H)	16	1
Arkansas State (H)	8	2
Vanderbilt (H)	10	4
Vanderbilt (H)	16	7
Vanderbilt (H)	4	3
Lamar (A)	3	4
Georgia (A)	14	11
Georgia (A)	7	3
Georgia (A)	12	6
Southern (H)	11	2
Nicholls State (H)	12	4
Southwestern La. (A)	8	11
Kentucky (A)	6	9
Kentucky (A)	3	13
McNeese State (H)	3	4
New Orleans (A)	9	1
Tulane (H)	2	4
Ole Miss (H)	5	4
Ole Miss (H)	5	2
Ole Miss (H)	3	2
Southeastern La. (A)	14	8
Centenary (H)	10	4
Arkansas (H)	11	3
Arkansas (H)	16	4
Arkansas (H)	5	6
Nicholls State (A)	2	3
Southwestern La. (H)	8	9
Alabama (A)	13	7
Alabama (A)	10	6
Alabama (A)	5	7
South Alabama (H)	8	4
Auburn (A)	13	6
Auburn (A)	4	3
Auburn (A)	4	3
Mississippi State (H)	3	0
Mississippi State (H)	4	7
Mississippi State (H)	1	9

* Winn-Dixie Showdown (New Orleans, La.)

SEC Division Tournament - Oxford, Miss.

Alabama	3	2
Arkansas	6	4
Auburn	3	2
Auburn	5	4

NCAA South Regional - Baton Rouge, La.

Southeastern La.	10	6
Fresno State	6	2
Southern California	6	2
Southern California	12	10

College World Series - Omaha, Neb.

Florida State	3	6
Cal State-Fullerton	6	20

1995 (47-18) Coach Skip Bertman

NCAA South Regional Participants

Lamar *	10	6
Houston *	3	4
Texas A&M *	7	6
NW Louisiana (H)	16	5
Centenary (H)	3	0
Houston (H)	14	3
Houston (H)	13	6
Florida State #	6	2
Michigan #	11	9
Minnesota (A) #	14	2
Tulane (H)	1	0
Southern (H)	5	1
Maine (H)	6	1
Maine (H)	12	2
Maine (H)	9	2

New Orleans (H)	3	1
South Florida (H)	6	0
South Florida (H)	4	6
South Florida (H)	5	7
Centenary (A)	7	4
NW Louisiana (A)	8	7
Vanderbilt (A)	9	1
Vanderbilt (A)	4	6
Vanderbilt (A)	14	3
Louisiana College (H)	5	1
Georgia (H)	8	2
Georgia (H)	11	5
Georgia (H)	7	4
SW Louisiana (A)	9	3
Kentucky (H)	11	0
Kentucky (H)	16	7
Kentucky (H)	6	5
McNeese State (H)	10	1
Tulane (A)	3	2
Ole Miss (A)	0	6
Ole Miss (A)	2	1
Ole Miss (A)	2	6
Southern (A)	14	9
NE Louisiana (H)	12	11
Arkansas (A)	10	3
Arkansas (A)	13	7
Arkansas (A)	3	5
Loyola-New Orleans (H)	7	1
SW Louisiana (H)	12	2
New Orleans (A)	2	4
Alabama (H)	0	4
Alabama (H)	6	7
Alabama (H)	8	6
SE Louisiana (H)	7	3
Nicholls State (H)	9	1
Auburn (H)	7	19
Auburn (H)	11	6
Auburn (H)	11	12
Mississippi State (A)	3	6
Mississippi State (A)	10	12
Mississippi State (A)	6	4

* - Winn-Dixie Showdown

(New Orleans, La.)

- Hormel Foods Classic (Minneapolis, Minn.)

SEC Division Tournament -

Starkville, Miss.

Alabama	8	9
Mississippi State	14	6
Auburn	7	5
Arkansas	7	6
Alabama	8	9

NCAA South Regional - Baton Rouge, La.

Central Michigan	5	3
Rice	7	15
Central Michigan	10	5
Rice	9	16

1996 (52-15) Coach Skip Bertman

SEC Champions

NCAA South II Regional Champions

NCAA National Champions

Western Kentucky (H)	9	0
Western Kentucky (H)	18	0
Western Kentucky (H)	18	1
Centenary (H)	6	1
Southern Miss *	7	4
Ole Miss *	9	7
Mississippi State *	8	4
Tulane (H)	10	0
Louisiana Tech (H)	6	1
Duquesne (H)	14	7
Duquesne (H)	9	5
Loyola-New Orleans (H)	22	2
Vanderbilt (A)	15	0
Vanderbilt (A)	2	3
Vanderbilt (A)	14	4
Vanderbilt (A)	15	2
Dayton (H)	6	7
Dayton (H)	6	7
Georgia (H)	14	4

Georgia (H)	12	5
Georgia (H)	23	5
New Orleans (H)	16	8
NE Louisiana (H)	10	0
Florida (A)	6	7
Florida (A)	5	9
Florida (A)	1	2
Southern (H)	19	0
McNeese State (H)	16	0
Tennessee (H)	9	2
Tennessee (H)	5	3
Tennessee (H)	9	1
Tulane (A)	3	1
NW Louisiana (H)	5	10
NW Louisiana (A)	5	6
South Carolina (A)	15	2
South Carolina (A)	0	2
South Carolina (A)	4	2
SE Louisiana (A)	5	2
Nicholls State (H)	14	0
Ole Miss (A)	6	5
Ole Miss (A)	10	1
Ole Miss (A)	9	2
SE Louisiana (H)	7	4
Arkansas (H)	2	3
Arkansas (H)	11	4
Arkansas (H)	9	4
New Orleans (A)	8	4
Louisiana College (H)	20	0
Alabama (H)	8	6
Alabama (H)	4	17
Alabama (H)	5	12
Auburn (A)	14	2
Auburn (A)	6	0
Auburn (A)	3	7
Mississippi State (H)	8	7
Mississippi State (H)	17	9
Mississippi State (H)	10	11

* - Winn-Dixie Showdown

(New Orleans, La.)

SEC Tournament - Birmingham, Ala.

Tennessee	3	1
Florida	2	6
Kentucky	11	12

NCAA South II Regional - Baton Rouge, La.

Austin Peay	9	3
Nevada-Las Vegas	7	6
New Orleans	17	4
Georgia Tech	29	13

College World Series - Omaha, Neb.

Wichita State	9	8
Florida	9	4
Florida	2	1
Miami (Fla.)	9	8

1997 (57-13) Coach Skip Bertman

SEC Champions

NCAA South I Regional Champions

NCAA National Champions

Baylor (H)	13	2
Baylor (H)	11	5
Baylor (H)	8	3
Centenary (H)	9	2
Southern (H)	16	2
North Carolina *	11	4
N.C. State *	3	2
Duke *	9	8
Va. Commonwealth (H)	15	2
Va. Commonwealth (H)	22	0
Va. Commonwealth (H)	6	4
Tulane (H)	8	5
Southern (H)	12	1
Vanderbilt (H)	19	5
Vanderbilt (H)	8	7
Vanderbilt (H)	7	3
Louisiana Tech (H)	8	2
Louisiana College (H)	14	7
Georgia (A)	6	5

Georgia (A)	9	11
Georgia (A)	7	3
New Orleans (A)	4	6
Florida (H)	11	3
Florida (H)	13	10
Florida (H)	9	5
Louisiana Tech (A)	13	1
NE Louisiana (A)	2	6
Tennessee (A)	12	3
Tennessee (A)	7	2
Tennessee (A)	8	6
Nicholls State (H)	13	5
McNeese State (H)	9	6
South Carolina (H)	9	8
South Carolina (H)	7	8
South Carolina (H)	11	10
Tulane (A)	12	2
NE Louisiana (H)	12	4
Miss. State (A)	6	9
Miss. State (A)	20	12
Miss. State (A)	1	4
SW Louisiana (H)	8	10
SE Louisiana (H)	11	4
Ole Miss (H)	7	1
Ole Miss (H)	6	4
Ole Miss (H)	11	4
New Orleans (H)	8	11
NW Louisiana (H)	11	5
Auburn (H)	7	1
Auburn (H)	8	0
Southern (H)	11	1
Arkansas (A)	13	8
Arkansas (A)	11	5
Arkansas (A)	1	16
Alabama (A)	4	6
Alabama (A)	2	28
Alabama (A)	6	4

* - Winn-Dixie Showdown

(New Orleans, La.)

SEC Tournament - Columbus, Ga.

Auburn	5	2
Tennessee	12	5
Alabama	12	7
Alabama	2	12

NCAA South I Regional -

Baton Rouge, La.

UNC-Greensboro	14	0
Oklahoma	14	3
South Alabama	5	11
Long Beach State	14	7
South Alabama	14	4
South Alabama	15	4

College World Series - Omaha, Neb.

Rice	5	4
Stanford	10	5
Stanford	13	9
Alabama	13	6

1998 (48-19) Coach Skip Bertman

SEC Western Division Champions

NCAA South II Regional Champions

College World Series - 3rd Place

SW Louisiana (H)	11	7
SW Louisiana (H)	15	0
LSU-Shreveport (H)	16	5
SW Louisiana (H)	4	7
Texas (A)	1	5
Texas (A)	12	9
Texas (A)	5	7
NE Louisiana (H)	9	8
Louisiana College (H)	7	2
Mississippi State *	3	11
Arkansas *	5	6
Southern Miss *	16	4
Tulane (H)	10	9
Southern (H)	26	0
Georgia (H)	4	1
Georgia (H)	14	1

INTRO
THIS IS LSU
PREVIEW
TIGERS
COACHES
REVIEW
HISTORY
RECORDS
LSU

Georgia (H)	14	9
Louisiana Tech (H)	8	1
McNeese State (H)	4	3
Auburn (A)	11	8
Auburn (A)	7	14
Auburn (A)	8	15
New Orleans (H)	4	2
SE Louisiana (H)	13	2
Arkansas (H)	9	5
Arkansas (H)	6	3
Arkansas (H)	27	6
Northwestern State (H)	6	3
McNeese State (A)	13	5
Kentucky (A)	7	3
Kentucky (A)	7	2
Kentucky (A)	11	6
Nicholls State (H)	4	0
Nicholls State (H)	9	2
Mississippi State (H)	8	5
Mississippi State (H)	3	8
Mississippi State (H)	11	5
Tulane #	8	10
Vanderbilt (A)	5	3
Vanderbilt (A)	6	4
Vanderbilt (A)	7	8
Loyola-New Orleans (H)	9	5
SE Louisiana (A)	9	3
Alabama (H)	6	5
Alabama (H)	7	3
Alabama (H)	2	4
New Orleans #	9	5
Florida (A)	13	5
Florida (A)	3	4
Florida (A)	1	3
Tennessee (H)	4	3
Tennessee (H)	15	12
Tennessee (H)	8	7
Mississippi (A)	11	4
Mississippi (A)	0	9
Mississippi (A)	8	10

* - Winn-Dixie Showdown
(New Orleans, La.)
- at Zephyr Field (Metairie, La.)

SEC Tournament - Birmingham, Ala.

Arkansas	4	8
South Carolina	6	0
Mississippi State	5	7

NCAA South II Regional - Baton Rouge, La.

Nicholls State	18	4
SW Louisiana	15	6
Cal State-Fullerton	13	11
Cal State-Fullerton	14	3

College World Series - Omaha, Neb.

Southern California	12	10
Mississippi State	10	8
Southern California	4	5
Southern California	3	7

**1999 (41-24-1) Coach Skip Bertman
NCAA Regional Champions
NCAA Super Regional Participants**

Texas (H)	7	5
Texas (H)	4	16
Texas (H)	4	10
Southern Mississippi *	8	2
SW Louisiana *	13	6
Mississippi *	5	1
SE Louisiana (H)	17	7
Centenary (H)	21	1
Central Florida (H)	18	4
Central Florida (H)	5	2
Northwestern State (H)	6	12
Southern (H)	18	1
Ohio (H)	26	5
Ohio (H)	14	1
Ohio (H)	20	6
SW Louisiana (A)	12	8

Florida (H)	8	3
Florida (H)	4	6
Florida (H)	7	5
SW Louisiana (H)	3	11
Nicholls State (H)	12	4
Arkansas (A)	4	11
Arkansas (A)	10	4
Arkansas (A)	6	7
Southern #	7	6
Tulane (H)	3	5
Mississippi (H)	2	4
Mississippi (H)	8	6
Mississippi (H)	10	4
NE Louisiana (H)	3	4
Tennessee (A)	8	4
Tennessee (A)	7	8
Tennessee (A)	3	4
New Orleans (H)	6	3
Vanderbilt (H)	2	11
Vanderbilt (H)	10	2
Vanderbilt (H)	9	2
Tulane #	10	15
Alabama (A)	3	10
Alabama (A)	9	8
Alabama (A)	4	9
New Orleans #	13	7
McNeese State (H)	7	2
Mississippi State (A)	10	8
Mississippi State (A)	1	7
Mississippi State (A)	3	2
Auburn (H)	9	5
Auburn (H)	8	5
Auburn (H)	11	2
Georgia (A)	4	3
Georgia (A)	18	13
Georgia (A)	11	11
NE Louisiana (A)	5	6
Kentucky (H)	7	2
Kentucky (H)	8	13
Kentucky (H)	6	4

* - Winn-Dixie Showdown
(New Orleans, La.)
- at Zephyr Field (Metairie, La.)

SEC Tournament - Birmingham, Ala.

Auburn	2	6
Kentucky	10	0
Arkansas	8	9

NCAA Regional - Baton Rouge, La.

NE Louisiana	11	4
East Carolina	10	11
Southern	6	3
East Carolina	12	10
East Carolina	9	0

NCAA Super Regional - Tuscaloosa, Ala.

Alabama	6	13
Alabama	5	13

**2000 (52-17) Coach Skip Bertman
SEC Western Division Champions
SEC Tournament Champions
NCAA Regional Champions
NCAA Super Regional Champions
NCAA National Champions**

Virginia (H)	8	0
Virginia (H)	13	2
Virginia (H)	13	4
SE Louisiana (H)	11	0
Arizona State (H)	8	4
Arizona State (H)	6	5
Arizona State (H)	2	6
McNeese State (H)	8	9
Houston (H)	2	10
Houston (H)	7	11
Houston (H)	2	10
Nicholls State (H)	8	2
Tulane (H)	12	5
Central Florida (A)	13	14

Central Florida (A)	11	4
Central Florida (A)	4	1
Southern (H)	7	3
Georgia (H)	3	7
Georgia (H)	8	10
Georgia (H)	13	3
SE Louisiana (A)	11	4
Vanderbilt (A)	6	0
Vanderbilt (A)	17	4
New Orleans (H)	17	2
South Carolina (H)	8	6
South Carolina (H)	7	6
South Carolina (H)	7	9
Centenary (A)	6	3
Auburn (A)	18	11
Auburn (A)	1	7
Auburn (A)	12	10
New Orleans #	10	2
Southern (H)	10	5
Arkansas (H)	12	3
Arkansas (H)	12	5
Arkansas (H)	17	11
UL-Lafayette (H)	8	2
Florida (A)	10	4
Florida (A)	9	6
Florida (A)	5	7
UL-Monroe (H)	12	5
Tulane #	21	6
Miss. State (H)	13	15
Miss. State (H)	18	15
Miss. State (H)	3	10
Northwestern State (H)	13	0
Ole Miss (A)	12	6
Ole Miss (A)	4	6
Ole Miss (A)	9	2
McNeese State (A)	3	4
Kentucky (A)	9	0
Kentucky (A)	6	3
Kentucky (A)	4	7
Alabama (H)	11	4
Alabama (H)	6	4
Alabama (A)	0	14

- at Zephyr Field (Metairie, La.)

SEC Tournament - Birmingham, Ala.

Georgia	11	3
Alabama	18	12
Alabama	6	5
Florida	9	6

NCAA Regional - Baton Rouge, La.

Jackson State	19	1
UL-Monroe	21	0
UL-Monroe	5	3

NCAA Super Regional - Baton Rouge, La.

UCLA	8	2
UCLA	14	8

College World Series - Omaha, Neb.

Texas	13	5
Southern California	10	4
Florida State	6	3
Stanford	6	5

**2001 (44-22-1) Coach Skip Bertman
SEC Western Division Champions
NCAA Regional Champions
NCAA Super Regional Participants**

Kansas State	8	9
Kansas State	4	0
Kansas State	14	8
UL-Monroe	6	7 (11)
Houston	9	4
Houston	4	1
Houston	14	6
McNeese State	7	3
Duquesne	13	9
Duquesne	24	5
Duquesne	12	2
Nicholls State	16	4

at Arizona State	12	11
at Arizona State	15	7
at Arizona State	5	5 (8)
Southern	6	11
Tulane	3	13
at Georgia	7	8 (11)
at Georgia	5	3 (11)
at Georgia	3	4 (11)
Southern	13	6
Florida	18	10
Florida	4	3
Florida	10	7
at Mississippi State	9	1
at Mississippi State	7	1
at Mississippi State	0	13
Kentucky	6	2
Kentucky	9	5
Kentucky	5	9
New Orleans	7	2
at South Carolina	5	3
at South Carolina	12	5
at South Carolina	2	4
UL-Lafayette #	12	7
Tulane #	6	7
Ole Miss	15	2
Ole Miss	10	23
Ole Miss	6	3
Northwestern State	9	7
at Northwestern State	8	10
Vanderbilt	5	7
Vanderbilt	7	2
Vanderbilt	18	2
SE Louisiana	7	4
at UL-Monroe	16	4 (8)
at Alabama	4	2
at Alabama	8	7
at Alabama	8	3
New Orleans #	12	1 (7)
at Arkansas	1	8
at Arkansas	4	5
at Arkansas	3	4
Auburn	20	5
Auburn	5	7
Auburn	7	9

- at Zephyr Field (Metairie, La.)

SEC Tournament - Birmingham, Ala.

Florida	10	0 (7)
Ole Miss	13	2 (7)
Ole Miss	12	6
Mississippi State	1	4

NCAA Regional - Baton Rouge, La.

Minnesota	10	9
Virginia Commonwealth	13	9
Virginia Commonwealth	7	10
Virginia Commonwealth	14	9

NCAA Super Regional - Metairie, La.

at Tulane	4	3 (13)
at Tulane	4	9
at Tulane	1	7

**2002 (44-22) Coach Smoke Laval
NCAA Regional Champions
NCAA Super Regional Participants**

Birmingham-Southern	10	9
Birmingham-Southern	6	5 (13)
Birmingham-Southern	11	7
SE Louisiana	3	4
Mercer	7	4
Mercer	9	6
Mercer	17	1
Centenary @	7	6
at Houston	3	11
at Houston	8	4
at Houston	11	12
Long Beach State	3	8
Long Beach State	10	2
Long Beach State	5	4 (11)
Tulane	5	6

UL-Monroe	4	3
UL-Monroe	7	1
UL-Monroe	8	7
UL-Lafayette	1	2
Vanderbilt	6	0
Vanderbilt	2	9
Vanderbilt	7	8
at UL-Lafayette	0	7
at Ole Miss	3	9
at Ole Miss	6	5
at Ole Miss	7	10
at SE Louisiana	9	7
Mississippi State	4	15
Mississippi State	7	3
New Orleans	8	1
at Auburn	9	4
at Auburn	3	11
at Auburn	9	5
Tulane \$	9	5
Georgia	8	2
Georgia	14	4
Georgia	13	4
Southern	13	2
at South Carolina	9	8
at South Carolina	2	4
at South Carolina	3	4
at UL-Monroe	10	3
Arkansas	3	0
Arkansas	8	0
Arkansas	13	5
New Orleans #	13	0
at Tennessee	1	2
at Tennessee	16	4
at Tennessee	6	2
at Florida	5	4 (10)
at Florida	3	6
at Florida	8	5
Alabama	3	0
Alabama	6	5
Alabama	5	1

@ - at Fair Grounds Field (Shreveport, La.)
 \$ - at Louisiana Superdome (New Orleans)
 # - at Zephyr Field (Metairie, La.)
 # - at Zephyr Field (Metairie, La.)

SEC Tournament - Birmingham, Ala.

Auburn	2	1
South Carolina	8	3
South Carolina	8	10
South Carolina	4	5

NCAA Regional - Baton Rouge, La.

Southern	5	4
UL-Lafayette	0	5
Tulane	4	2
UL-Lafayette	12	2
UL-Lafayette	12	2

NCAA Super Regional - Houston, Texas

Rice	0	6
Rice	0	3

2003 (45-22-1) Coach Smoke Laval SEC Champions

**NCAA Regional Champions
 NCAA Super Regional Champions
 College World Series Participants**

Northwestern State	2	1
Northwestern State	10	5
Northwestern State	5	3
at Centenary @	15	0
Kansas	6	9 (10)
Kansas	4	6
Kansas	7	9 (7)
UL-Monroe	9	4
Houston	2	7
Houston	5	2
at Long Beach State	1	12
at Long Beach State	1	5
at Long Beach State	7	2
SE Louisiana	4	2

Winthrop	10	2
Winthrop	11	1
Winthrop	3	2
at Tulane #	4	5 (11)
Florida	9	0
Florida	3	2
Florida	8	8
at Georgia	12	5
at Georgia	13	6
at Georgia	3	2
at New Orleans #	4	5
at Alabama	2	4
at Alabama	10	6
at Alabama	11	10
Nicholls State	6	2
South Carolina	5	1
South Carolina	5	8
South Carolina	12	4
at Northwestern State	6	4
Ole Miss	2	7
Ole Miss	14	6
Ole Miss	13	5
Tulane	8	0
at Vanderbilt	2	4
at Vanderbilt	4	5 (10)
at Vanderbilt	9	2
SE Louisiana @	14	8
Tennessee	17	4
Tennessee	10	6
Tennessee	15	4
Tulane \$	5	9
New Orleans	7	2
at Mississippi State	2	4
at Mississippi State	0	5
at Mississippi State	6	1
Loyola-New Orleans	21	6 (8)
Auburn	6	5
Auburn	20	3
Auburn	8	14
at Arkansas	11	3
at Arkansas	5	6 (10)
at Arkansas	6	2

@ - at Fair Grounds Field (Shreveport, La.)
 # - at Zephyr Field (Metairie, La.)
 \$ - at Louisiana Superdome (New Orleans)

SEC Tournament - Birmingham, Ala.

Arkansas	5	4
Mississippi State	7	2
Mississippi State	17	5 (7)
Alabama	3	10

NCAA Regional - Baton Rouge, La.

Northeastern	11	8
Tulane	13	5
UNC-Wilmington	9	8 (11)

NCAA Super Regional - Baton Rouge, La.

Baylor	1	4
Baylor	6	5
Baylor	20	5

College World Series - Omaha, Neb.

Cal State Fullerton	2	8
South Carolina	10	11

**2004 (46-19) Coach Smoke Laval
 NCAA Regional Champions
 NCAA Super Regional Champions
 College World Series Participants**

at Central Florida	4	3 (10)
at Central Florida	17	4
at Central Florida	5	6 (10)
UL-Monroe	7	1
Jacksonville State	6	1
Jacksonville State	14	2
Jacksonville State	19	1 (7)
Texas State	10	1
Texas State	2	1
Texas State	13	2
at Tulane #	6	0
Houston	9	3
Houston	5	10
Houston	8	2
at UL-Monroe	6	1
SE Louisiana	7	1
SE Louisiana	5	1
New Orleans	14	0 (7)
at South Carolina	6	3 (11)
at South Carolina	5	12
at South Carolina	12	7
at Centenary @	9	3
Mississippi State	3	7
Mississippi State	11	6
Mississippi State	14	3
at New Orleans	12	5
at Auburn	6	7 (10)
at Auburn	5	3
at Auburn	3	2
Tulane	0	1
Arkansas	8	11
Arkansas	10	11 (10)
Arkansas	5	7
Nicholls State	9	3
SE Louisiana #	9	3
Georgia	6	5 (10)
Georgia	10	2
Georgia	4	12
at Southern	21	10
at Tennessee	6	8
at Tennessee	11	5
at Tennessee	11	1
Tulane \$	9	5
Alabama	2	8
Alabama	2	1 (8)
Alabama	9	2 (7)
at Kentucky	3	10
at Kentucky	11	8
at Kentucky	15	4
Vanderbilt	3	2 (10)
Vanderbilt	7	6 (11)
Vanderbilt	0	8
SE Louisiana	16	2 (8)
at Ole Miss	6	7
at Ole Miss	11	4
at Ole Miss	14	6

- at Zephyr Field (Metairie, La.)
 @ - at Fair Grounds Field (Shreveport, La.)
 \$ - at Louisiana Superdome (New Orleans)

SEC Tournament - Birmingham, Ala.

Florida	4	5 (10)
Georgia	0	1

NCAA Regional - Baton Rouge, La.

Army	9	0
Southern Mississippi	6	2
College of Charleston	11	3

NCAA Super Regional - Baton Rouge, La.

Texas A&M	11	8
Texas A&M	4	0

College World Series - Omaha, Neb.

Miami (Fla.)	5	9
South Carolina	4	15

**2005 (40-22) Coach Smoke Laval
 SEC Western Division Champions
 NCAA Regional Participants**

Nicholls State	12	1
Nicholls State	19	2
UL-Monroe	6	3
UL-Monroe	9	6
Arkansas-Little Rock	4	2
Arkansas-Little Rock	11	8
Arkansas-Little Rock	15	9
at Houston	1	2
at Houston	11	5
at Houston	8	1
at Centenary	1	6
Alabama-Birmingham	12	6
Alabama-Birmingham	7	3
Alabama-Birmingham	3	4
Tulane	2	6
Arizona State	6	5
Western Illinois	10	8
Arizona State	20	3
at Georgia	8	2
at Georgia	5	3
at Georgia	6	4
Southeastern Louisiana #	4	2
Auburn	4	6
Auburn	6	3
Auburn	5	7
New Orleans	18	10
at Alabama	0	4
at Alabama	11	2
at Alabama	4	5 (13)
at Nicholls State	3	2
Rice #	8	2
South Carolina	1	3
South Carolina	1	5
South Carolina	5	7
Northwestern State	19	2
Ole Miss	8	14
Ole Miss	7	6
Ole Miss	5	1
at Tulane #	8	11
at Arkansas	10	7
at Arkansas	7	0
at Arkansas	6	0
at Vanderbilt	4	9
at Vanderbilt	9	3
at Vanderbilt	3	0
Southern	5	9
Kentucky	6	5
Kentucky	1	7
Kentucky	8	3
Tennessee	2	9
Tennessee	9	3
Tennessee	14	4
at New Orleans	7	5 (13)
at Mississippi State	7	5
at Mississippi State	3	5
at Mississippi State	3	2

- at Zephyr Field (Metairie, La.)

SEC Tournament - Birmingham, Ala.

Mississippi State	2	9
Tennessee	1	5

NCAA Regional - Baton Rouge, La.

Marist	14	5
Rice	7	9
Northwestern State	12	4
Rice	4	5