

RECORDS



TODD WALKER
1993 CWS Most Outstanding Player

All-Time Statistical Leaders

INTRO

THIS IS LSU

PREVIEW

TIGERS

COACHES

REVIEW

HISTORY

RECORDS

LSU

MEDIA

Bold Letters Indicate SEC Records

HITS

Season

- 110 — Brandon Larson (289 AB) 1997
- 109 — Todd Walker (276 AB) 1993
- 106 — Wes Grisham (291 AB) 1989
106 — Brad Cresse (273 AB) 2000
106 — J.C. Holt (270 AB) 2004
- 104 — Brad Hawpe (287 AB) 2000
- 103 — Mike Fontenot (292 AB) 2000
- 102 — Sean Barker (267 AB) 2002
- 101 — Todd Walker (257 AB) 1994
- 100 — Wes Grisham (278 AB) 1990
Todd Walker (250 AB) 1992
Ryan Patterson (293 AB) 2004

Career

- 352 — Eddy Furniss (948 AB) 1995-98**
- 327 — Jason Williams (1019 AB) 1993-96
- 310 — Todd Walker (783 AB) 1992-94
- 307 — Blair Barbier (1000 AB) 1997-2000
- 278 — Tookie Johnson (900 AB) 1988-91
- 273 — Brad Cresse (842 AB) 1997-2000
- 269 — Russ Johnson (733 AB) 1992-94
- 255 — Ryan Theriot (783 AB) 1999-2001
- 254 — Wally Pontiff (738 AB) 2000-02
- 251 — Chad Cooley (824 AB) 1993-96

RUNS

Season

- 95 — Nathan Dunn (257 AB) 1996
- 93 — Mike Fontenot (292 AB) 2000
- 85 — Todd Walker (276 AB) 1993
Eddy Furniss (236 AB) 1998
- 83 — Russ Johnson (259 AB) 1993
- 82 — Brandon Larson (289 AB) 1997
Blair Barbier (252 AB) 1997
- 79 — Jason Williams (268 AB) 1996
- 78 — Lyle Mouton (248 AB) 1991
- 77 — Todd Walker (257 AB) 1994
Eddy Furniss (259 AB) 1997

Career

- 270 — Jason Williams (1019 AB) 1993-96**
- 261 — Eddy Furniss (948 AB) 1995-98
- 260 — Blair Barbier (1000 AB) 1997-2000
- 234 — Todd Walker (783 AB) 1992-94
- 216 — Russ Johnson (733 AB) 1992-94
- 211 — Tookie Johnson (900 AB) 1988-91
- 206 — Armando Rios (568 AB) 1991-93
- 205 — Brad Cresse (842 AB) 1997-2000
- 200 — Trey McClure (778 AB) 1996-99
- 195 — Jeremy Witten (633 AB) 1997-2000

RUNS BATTED IN

Season

- 118 — Brandon Larson (289 AB) 1997**
- 106 — Brad Cresse (273 AB) 2000
- 103 — Eddy Furniss (238 AB) 1996
- 102 — Todd Walker (276 AB) 1993
- 90 — Brad Cresse (232 AB) 1998
- 85 — Wes Grisham (291 AB) 1989
- 84 — Trey McClure (240 AB) 1998
84 — Brad Hawpe (287 AB) 2000
- 82 — Jeff Leamont (257 AB) 1999
- 81 — Nathan Dunn (257 AB) 1996

Career

- 308 — Eddy Furniss (948 AB) 1995-98**
- 257 — Brad Cresse (842 AB) 1997-2000
- 246 — Todd Walker (783 AB) 1992-94

- 202 — Trey McClure (778 AB) 1996-99
- 199 — Blair Barbier (1000 AB) 1997-2000
- 182 — Chad Cooley (824 AB) 1993-96
- 181 — Russ Johnson (733 AB) 1992-94
- 172 — Albert Belle (585 AB) 1985-87
- 167 — Tookie Johnson (900 AB) 1988-91
- 157 — Wes Grisham (569 AB) 1989-90

BATTING AVERAGE

(Min. 2 at bats per team game)

Season

- .410 — Russ Johnson (96-for-234) 1994
- .403 — Eddy Furniss (95-for-236) 1998
- .400 — Todd Walker (100-for-250) 1992
- .395 — Todd Walker (109-for-276) 1993
Mike Nunnally (32-for-81) 1971
- .393 — Todd Walker (101-for-257) 1994
.393 — J.C. Holt (106-for-270) 2004
- .390 — Gene Murphy (23-for-59) 1951
- .388 — Al White (38-for-98) 1958
Brad Cresse (106-for-273) 2000

Career

- .396 — Todd Walker (310-for-783) 1992-94
- .372 — Sean Barker (129-for-347) 2001-02
- .371 — Eddy Furniss (352-for-948) 1995-98
- .367 — Russ Johnson (269-for-733) 1992-94
- .362 — Wes Grisham (206-for-569) 1989-90
- .353 — Mark Cooper (101-for-286) 1983-84
Lyle Mouton (149-for-422) 1990-91
- .351 — Brad Hawpe (142-for-404) 1999-00
- .350 — Jeff Yurtin (138-for-394) 1985-86
.350 — J.C. Holt (240-for-686) 2002-04

DOUBLES

Season

- 36 — # Brad Hawpe (287 AB) 2000**
- 27 — Eddy Furniss (236 AB) 1998
27 — Aaron Hill (265 AB) 2003
- 26 — Russ Johnson (234 AB) 1994
Wes Grisham (291 AB) 1989
- 25 — Eddy Furniss (259 AB) 1997
Bryan Moore (241 AB) 2001
- 24 — Chad Cooley (260 AB) 1995
Jeff Yurtin (216 AB) 1986
- 23 — Craig Cala (264 AB) 1989
Wes Grisham (278 AB) 1990
Keith Osik (268 AB) 1990
Rich Cordani (273 AB) 1990
Johnny Tellechea (262 AB) 1991
Todd Walker (257 AB) 1994
Blair Barbier (252 AB) 1997
Ryan Patterson (293 AB) 2004

- also NCAA Record

Career

- 87 — Eddy Furniss (948 AB) 1995-1998**
- 62 — Blair Barbier (1000 AB) 1997-2000
- 61 — Todd Walker (783 AB) 1992-94
- 60 — Russ Johnson (733 AB) 1992-94
Chad Cooley (824 AB) 1993-96
- 59 — Jason Williams (1019 AB) 1993-96
- 50 — Aaron Hill (621 AB) 2001-03
- 49 — Brad Cresse (842 AB) 1997-2000
49 — Wally Pontiff (738 AB) 2000-02
- 44 — Keith Osik (675 AB) 1988-90
Wes Grisham (569 AB) 1989-90
Brad Hawpe (404 AB) 1999-2000

TRIPLES

Season

- 11 — Todd Walker (276 AB) 1993

- 8 — Roger Sigler (59 AB) 1954
- 7 — Mark Howie (162 AB) 1983
- 6 — John Morse (189 AB) 1983
Manny Mantrana (172 AB) 1984
Wes Grisham (291 AB) 1989
Rich Cordani (273 AB) 1990
Mike Neal (213 AB) 1993
Mike Klostermeyer (235 AB) 1995
J.C. Holt (192 AB) 2002

Career

- 15 — Todd Walker (783 AB) 1992-94
- 11 — Tony Toups (372 AB) 1973-76
John Morse (369 AB) 1982-83
Mark Howie (419 AB) 1982-84
Albert Belle (585 AB) 1985-87
J.C. Holt (686 AB) 2002-04
- 10 — Russ Johnson (733 AB) 1992-94
Mike Saab (518 AB) 1980-83
Wes Grisham (569 AB) 1989-90
- 9 — Roger Sigler (262 AB) 1954-57
Jeff Harrell (383 AB) 1979-81
Tookie Johnson (900 AB) 1988-91
Rich Cordani (513 AB) 1990-91
Ryan Theriot (783 AB) 1999-2001
Blake Gill (664 AB) 2002-

HOME RUNS

Season

- 40 — Brandon Larson (289 AB) 1997**
- 30 — Brad Cresse (273 AB) 2000
- 29 — Brad Cresse (232 AB) 1998
- 28 — Eddy Furniss (236 AB) 1998
- 27 — Trey McClure (240 AB) 1998
- 26 — Eddy Furniss (238 AB) 1996
- 25 — Gary Hymel (245 AB) 1991
- 22 — Todd Walker (276 AB) 1993
Justin Bowles (232 AB) 1996
Mike Koerner (273 AB) 1997

Career

- 80 — Eddy Furniss (948 AB) 1995-98**
- 78 — Brad Cresse (842 AB) 1997-2000
- 59 — Trey McClure (778 AB) 1996-99
- 52 — Todd Walker (783 AB) 1992-94
- 49 — Albert Belle (585 AB) 1985-87
- 46 — Blair Barbier (1000 AB) 1997-2000
- 40 — Mike Koerner (671 AB) 1995-97
Brandon Larson (289 AB) 1997
- 36 — Nathan Dunn (481 AB) 1994-96
- 35 — Gary Hymel (476 AB) 1988-91



Infielder Tookie Johnson
(1988-91)

TOTAL BASES

Season

1. 250 — Brandon Larson (289 AB) 1997
2. 217 — Brad Cresse (273 AB) 2000
3. 214 — Todd Walker (276 AB) 1993
4. 212 — Eddy Furniss (236 AB) 1998
5. 201 — Wes Grisham (291 AB) 1989
6. 190 — Eddy Furniss (238 AB) 1996
7. 184 — Mike Koerner (273 AB) 1997
8. 182 — Nathan Dunn (257 AB) 1996
9. 181 — Russ Johnson (234 AB) 1994
10. 180 — Todd Walker (257 AB) 1994

Career

1. 689 — Eddy Furniss (948 AB) 1995-98
2. 557 — Todd Walker (783 AB) 1992-94
3. 556 — Brad Cresse (842 AB) 1997-2000
4. 517 — Blair Barbier (1000 AB) 1997-2000
5. 470 — Jason Williams (1019 AB) 1993-96
6. 461 — Trey McClure (778 AB) 1996-99
7. 445 — Russ Johnson (733 AB) 1992-94
8. 419 — Chad Cooley (824 AB) 1993-96
9. 392 — Albert Belle (585 AB) 1985-87
10. 389 — Mike Koerner (671 AB) 1995-97

STOLEN BASES

Season

1. 42 — Rob Hartwig (67 games) 1987
2. 34 — Jeff Reboulet (56 games) 1985
3. 33 — Ron Lim (66 games) 1989
4. 31 — Rob Hartwig (54 games) 1986
5. 28 — Josh Dalton (67 games) 1998
6. 26 — Russ Johnson (66 games) 1994
7. 25 — Larry Wright (48 games) 1975
8. 24 — Jeff Reboulet (69 games) 1986
- Burke Broussard (66 games) 1986
- Ron Lim (66 games) 1990
- Scott Bethea (73 games) 1990
- Mike Koerner (65 games) 1996
- Josh Dalton (65 games) 1999
- Sean Barker (66 games) 2002

Career

1. 73 — Rob Hartwig (121 games) 1986-87
2. 67 — Larry Wright (174 games) 1975-78
3. 61 — Russ Johnson (200 games) 1992-94
4. 58 — Jeff Reboulet (125 games) 1985-86
5. 57 — Ron Lim (132 games) 1989-90
6. 53 — Chad Cooley (235 games) 1993-96
7. 52 — Josh Dalton (132 games) 1998-99
8. 51 — Todd Walker (203 games) 1992-94
- Andy Galy (217 games) 1985-88
10. 50 — Mike Sonderegger (137 games) 1970-73

WALKS RECEIVED

Season

1. 77 — Andy Galy (221 AB) 1987
2. 72 — Eddy Furniss (236 AB) 1998
3. 67 — Russ Johnson (234 AB) 1994
- Russ Johnson (259 AB) 1993
5. 64 — Armando Rios (235 AB) 1993
6. 62 — Mike Bianco (249 AB) 1989
7. 60 — Craig Cala (264 AB) 1989
8. 58 — Eddy Furniss (259 AB) 1997
9. 57 — Trey McClure (229 AB) 1999
- Ryan Theriot (275 AB) 2000

Career

1. 191 — Eddy Furniss (948 AB) 1995-98
2. 164 — Jason Williams (1019 AB) 1993-96
3. 163 — Russ Johnson (733 AB) 1992-94

- Trey McClure (778 AB) 1996-99
5. 157 — Blair Barbier (1000 AB) 1997-2000
- Ryan Theriot (783 AB) 1999-2001
7. 145 — Andy Galy (491 AB) 1985-88
8. 144 — Steve Bollman (554 AB) 1975-79
9. 143 — Armando Rios (568 AB) 1991-93
10. 139 — Todd Walker (783 AB) 1992-94

PITCHING VICTORIES

Season

1. 17 — Paul Byrd (29 App) 1990
2. 15 — Curtis Leskanic (29 App) 1989
- Brian Tallet (25 App) 2000
4. 14 — Patrick Coogan (25 App) 1997
- Lloyd Peever (17 App) 1992
- Ben McDonald (26 App) 1989
- Stan Loewer (28 App) 1986
- Chad Ogea (23 App) 1990
- Chad Ogea (25 App) 1991
10. 13 — Ben McDonald (22 App) 1988
- Kurt Ainsworth (22 App) 1999

Career

1. 38 — Scott Schultz (1992-95)
2. 33 — Stan Loewer (1984-87)
3. 31 — Paul Byrd (1989-91)
4. 30 — Pat Moock (1972-75)
- Chad Ogea (1989-91)
- Mike Sirotko (1990-93)
7. 29 — Ben McDonald (1987-89)
- Lane Mestepey (2001-)
9. 28 — Brett Laxton (1993-96)
10. 27 — Bo Pettit (2000-03)

EARNED RUN AVERAGE

Season

1. 0.21 — Rick Farizo (1 ER, 41.2 IP) 1970
2. 1.10 — Bruce Baudier (6 ER, 49 IP) 1966
3. 1.33 — Tom Barfield (4 ER, 27 IP) 1954
4. 1.34 — Mike Tullier (9 ER, 60.1 IP) 1968
5. 1.35 — Allen Smith (12 ER, 80 IP) 1961
6. 1.38 — Don Schneider (8 ER, 52.1 IP) 1980
7. 1.44 — Rick Farizo (8 ER, 50 IP) 1968
8. 1.59 — Randy Wiles (14 ER, 79.1 IP) 1970
9. 1.70 — Dick Hicks (14 ER, 74.1 IP) 1968
10. 1.74 — Roger Sigler (16 ER, 83.1 IP) 1965

Career

1. 1.70 — Bruce Baudier (23 ER, 121.1 IP) 1966-67
2. 1.82 — Allen Smith (48 ER, 237.1 IP) 1960-62
3. 2.05 — Dick Hicks (30 ER, 131.2 IP) 1967-68
4. 2.09 — Rick Farizo (27 ER, 116.1 IP) 1968-71
5. 2.17 — Paul Stefan (87 ER, 277.1 IP) 1975-77
6. 2.36 — Steve George (41 ER, 156.1 IP) 1962-64
7. 2.41 — Randy Wiles (77 ER, 287 IP) 1970-73
8. 2.47 — Fred Southerland (38 ER, 138.2 IP) 1960-62
9. 2.53 — Barry Manuel (38 ER, 135 IP) 1985-87
- Pat Moock (80 ER, 284.2 IP) 1972-75

STRIKEOUTS

Season

1. 202 — Ben McDonald (152.1 IP) 1989
2. 158 — Doug Thompson (124.1 IP) 1997
3. 157 — Kurt Ainsworth (130.1 IP) 1999
4. 156 — Eddie Yarnall (124.2 IP) 1996
- Russell Springer (119 IP) 1988
6. 150 — Scott Schultz (117 IP) 1995
7. 144 — Patrick Coogan (125 IP) 1997
- Ben McDonald (118.2 IP) 1988
9. 140 — Chad Ogea (131.1 IP) 1991
10. 135 — Randy Keisler (99.2 IP) 1998

Career

1. 409 — Scott Schultz (398 IP) 1992-95
2. 373 — Ben McDonald (308.2 IP) 1987-89
3. 326 — Mike Sirotko (372 IP) 1990-93
4. 319 — Paul Byrd (333.2 IP) 1989-91
5. 317 — Stan Loewer (344 IP) 1984-87
6. 313 — Mark Guthrie (319.1 IP) 1984-87
- Russell Springer (252 IP) 1987-89
8. 310 — Randy Wiles (287 IP) 1970-73
9. 300 — Bo Pettit (300.2 IP) 2000-03
10. 296 — Chad Ogea (294.2 IP) 1989-91

STRIKEOUTS PER NINE INNINGS

Season

1. 14.33 — Russell Springer (68 SO, 42.2 IP) 1987
2. 13.05 — Eddie Yarnall (87 SO, 60 IP) 1995
3. 12.18 — Randy Keisler (135 SO, 99.2 IP) 1998
4. 11.91 — Ben McDonald (202 SO, 152.2 IP) 1989
5. 11.80 — Russell Springer (156 SO, 119 IP) 1988
6. 11.66 — Billy Sadler (57 SO, 44 IP) 2003
7. 11.54 — Scott Schultz (150 SO, 117 IP) 1995
8. 11.51 — Randy Wiles (116 SO, 90.2 IP) 1972
9. 11.44 — Doug Thompson (158 SO, 124.1 IP) 1997
10. 11.38 — Randy Wiles (59 SO, 46.2 IP) 1973

Career

1. 11.88 — Eddie Yarnall (260 SO, 197 IP) 1994-96
2. 11.18 — Russell Springer (313 SO, 252 IP) 1987-89
3. 11.13 — Kurt Ainsworth (171 SO, 138.1 IP) 1998-99
4. 11.00 — Barry Manuel (165 SO, 135 IP) 1985-87
5. 10.87 — Ben McDonald (373 SO, 308.2 IP) 1987-89
6. 10.64 — Patrick Coogan (266 SO, 225 IP) 1995-97
7. 10.35 — Doug Thompson (282 SO, 245.1 IP) 1997-98
8. 10.07 — Jake Tompkins (171 SO, 152.2 IP) 2002-03
9. 10.01 — Weylin Guidry (99 SO, 89 IP) 1999-2002
10. 9.72 — Randy Wiles (310 SO, 287 IP) 1970-73



Pitcher Bo Pettit
(2000-03)

INTRO

THIS IS LSU

PREVIEW

TIGERS

COACHES

REVIEW

HISTORY

RECORDS

LSU

MEDIA

Year-by-Year Statistical Leaders

RUNS BATTED IN

| Year | Name, Pos. | RBI |
|------|------------------------|-----|
| 1948 | Bill Michaelis, lf | 21 |
| 1949 | Lee Hedges, ss-of | 13 |
| 1950 | NA | |
| 1951 | NA | |
| 1952 | Jerry Marchand, c | 15 |
| 1953 | Tommy Howard, 3b | 21 |
| 1954 | Irv Delatte, 1b | 17 |
| 1955 | Roger Sigler, of-p | 23 |
| 1956 | Roger Sigler, p-of | 12 |
| | Gerald Hare, 2b | 12 |
| 1957 | Roger Sigler, p-rf | 7 |
| 1958 | Andy Bourgeois, 3b | 21 |
| 1959 | Andy Bourgeois, 3b | 28 |
| 1960 | Bruce Turner, 2b | 16 |
| 1961 | Hadley Smith, lf | 17 |
| 1962 | Gene Achord, cf | 23 |
| 1963 | Gene Achord, cf | 24 |
| 1964 | Bob Steward, 1b | 16 |
| 1965 | Joe Mook, ss | 14 |
| | Ralph Richoux, c | 14 |
| 1966 | Bob Leake, ss-3b | 11 |
| | Jack Achord, 2b | 11 |
| 1967 | Tom Giles, c | 23 |
| 1968 | Bob Leake, rf | 21 |
| 1969 | Craig Burns, cf | 18 |
| 1970 | Bill Bright, rf | 25 |
| 1971 | Craig Burns, cf | 28 |
| 1972 | Mike Miley, ss | 31 |
| 1973 | Gerald Keigley, 3b | 24 |
| 1974 | Randy Aldridge, lf | 22 |
| 1975 | Steve Frank, 1b | 39 |
| 1976 | Vaughan Meiners, 1b | 24 |
| 1977 | Joey Thibodeaux, c | 23 |
| 1978 | Tim Wadsworth, c-1b-dh | 27 |
| 1979 | Pete Almaguer, 2b | 38 |
| 1980 | Randy Olsen, lf-1b | 23 |
| 1981 | Bill Freidhof, 1b | 43 |
| 1982 | Bill Freidhof, 1b | 43 |
| 1983 | Mark Cooper, c | 46 |
| 1984 | John Dixon, 1b | 39 |
| 1985 | Tim Sossamon, rf | 50 |
| 1986 | Albert Belle, of | 66 |
| 1987 | Craig Faulkner, c | 69 |
| 1988 | Craig Cala, rf | 75 |
| 1989 | Wes Grisham, dh | 85 |
| 1990 | Wes Grisham, lf | 72 |
| 1991 | Gary Hymel, c | 79 |
| 1992 | Todd Walker, 2b | 76 |
| 1993 | Todd Walker, 2b* | 102 |
| 1994 | Russ Johnson, ss | 74 |
| 1995 | Mike Klostermeyer, 1b | 62 |
| 1996 | Eddy Furniss, 1b* | 103 |
| 1997 | Brandon Larson, ss | 118 |
| 1998 | Brad Cresce, c | 90 |
| 1999 | Jeff Leamont, 1b | 82 |
| 2000 | Brad Cresce, c* | 106 |
| 2001 | Todd Linden, of | 76 |
| 2002 | Sean Barker, rf | 62 |
| 2003 | Aaron Hill, ss | 67 |
| 2004 | Ryan Patterson, lf | 67 |

* - NCAA Leader

BATTING AVERAGE

| Year | Name, Pos. | Avg. |
|------|------------------------|------|
| 1948 | NA | |
| 1949 | Lee Hedges, ss-of | .303 |
| 1950 | Sinclair Kouns, 1b | .366 |
| 1951 | Gene Murphy, c | .390 |
| 1952 | Jerry Marchand, c | .313 |
| 1953 | Jerry Marchand, c-of | .371 |
| 1954 | Roger Sigler, p-lf | .356 |
| 1955 | Roger Sigler, p-of | .270 |
| 1956 | Roger Sigler, p-1b | .318 |
| 1957 | Ralph Richoux, c | .308 |
| 1958 | Al White, 2b | .388 |
| 1959 | Andy Bourgeois, 3b | .310 |
| 1960 | Carey Guglielmo, rf | .295 |
| 1961 | Hadley Smith, lf | .333 |
| 1962 | Jimmy Field, lf | .356 |
| 1963 | Harry Morel, 3b | .308 |
| 1964 | Bob Steward, 1b | .302 |
| 1965 | Harry Morel, 3b | .275 |
| 1966 | Terry Smith, 1b | .305 |
| 1967 | Tom Giles, c | .329 |
| 1968 | Bob Leake, rf | .323 |
| 1969 | Phil Lewis, 3b | .238 |
| 1970 | Bill Bright, rf | .303 |
| 1971 | Mike Nunnally, rf | .395 |
| 1972 | Mike Miley, ss | .333 |
| 1973 | Gerald Keigley, 3b | .325 |
| 1974 | Randy Aldridge, lf | .308 |
| 1975 | Steve Frank, 1b | .337 |
| 1976 | Tony Toups, ss | .324 |
| 1977 | Kenny Klug, 3b | .311 |
| 1978 | Tim Wadsworth, c-1b-dh | .250 |
| 1979 | Bobby Mariano, 3b | .368 |
| 1980 | Chip Moses, ss | .326 |
| 1981 | Andy Petrone, 3b | .362 |
| 1982 | Ken Mulshenock, dh | .325 |
| 1983 | Mark Cooper, c | .377 |
| 1984 | Mark Cooper, c | .326 |
| 1985 | Marty Lanoux, 3b | .352 |
| 1986 | Jeff Yurtin, 3b | .361 |
| | Jim Bowie, 1b | .361 |
| 1987 | Albert Belle, of | .349 |
| 1988 | Craig Cala, rf | .323 |
| 1989 | Wes Grisham, dh | .364 |
| 1990 | Wes Grisham, lf | .360 |

| | | |
|------|--------------------|------|
| 1991 | Lyle Mouton, rf | .355 |
| 1992 | Todd Walker, 2b | .400 |
| 1993 | Todd Walker, 2b | .395 |
| 1994 | Russ Johnson, ss | .410 |
| 1995 | Warren Morris, 2b | .369 |
| 1996 | Eddy Furniss, 1b | .374 |
| 1997 | Brandon Larson, ss | .381 |
| 1998 | Eddy Furniss, 1b | .403 |
| 1999 | Jeff Leamont, 1b | .342 |
| 2000 | Brad Cresce, c | .388 |
| 2001 | Bryan Moore, 1b | .373 |
| 2002 | Sean Barker, rf | .382 |
| 2003 | Aaron Hill, ss | .358 |
| 2004 | J.C. Holt, cf | .393 |

STOLEN BASES

| Year | Name, Pos. | SB |
|------|----------------------|----|
| 1948 | NA | |
| 1949 | Bob Meador, of | 9 |
| 1950 | NA | |
| 1951 | NA | |
| 1952 | NA | |
| 1953 | Irvin Delatte, 1b | 4 |
| 1954 | Dick McMurray, rf | 3 |
| | Paul Zinser, 3b | 3 |
| 1955 | Roger Sigler, p-of | 4 |
| 1956 | Ed Blanchard, ss | 4 |
| 1957 | Redfield Bryan, ss | 4 |
| 1958 | Redfield Bryan, 1b | 19 |
| 1959 | Ronnie Johnston, cf | 10 |
| 1960 | Carey Guglielmo, rf | 13 |
| 1961 | Larry Edmonson, 2b | 8 |
| 1962 | Larry Edmonson, 2b | 5 |
| 1963 | Bobby Cotten, rf | 7 |
| | Bobby Theriot, 1b | 7 |
| 1964 | Pat Screen, lf | 6 |
| 1965 | NA | |
| 1966 | Lyndon Morris, lf-2b | 8 |
| 1967 | Lyndon Morris, ss-lf | 4 |
| 1968 | Steve Ogin, lf | 5 |
| 1969 | Craig Burns, cf | 8 |
| 1970 | Mike Sonderegger, lf | 9 |
| 1971 | Craig Burns, cf | 14 |
| 1972 | Mike Sonderegger, lf | 19 |
| 1973 | Mike Sonderegger, of | 11 |
| 1974 | Tony Toups, 3b | 11 |
| 1975 | Larry Wright, of | 25 |
| 1976 | Larry Wright, of | 20 |
| 1977 | Larry Wright, cf | 14 |
| 1978 | Larry Wright, cf | 8 |
| 1979 | Sherman Trimm, cf | 20 |
| 1980 | Chip Moses, ss | 12 |
| 1981 | Chip Moses, 2b | 15 |
| 1982 | John Morse, lf | 13 |
| 1983 | Mke Saab, rf | 19 |
| 1984 | Manny Mantrana, 2b | 17 |
| 1985 | Jeff Reboulet, ss | 34 |
| 1986 | Rob Hartwig, of | 31 |
| 1987 | Rob Hartwig, of | 42 |
| 1988 | Andy Galy, 2b | 15 |
| 1989 | Ron Lim, cf | 33 |
| 1990 | Ron Lim, cf | 24 |
| | Scott Bethea, ss | 24 |
| 1991 | Lyle Mouton, rf | 20 |
| 1992 | Harry Berrios, rf | 22 |
| 1993 | Harry Berrios, rf | 21 |
| 1994 | Russ Johnson, ss | 26 |
| 1995 | Warren Morris, 2b | 18 |
| 1996 | Mike Koerner, cf | 24 |
| 1997 | Mike Koerner, cf | 17 |
| 1998 | Josh Dalton, ss | 28 |
| 1999 | Josh Dalton, ss | 24 |
| 2000 | Jeremy Witten, lf | 24 |
| 2001 | Ryan Theriot, ss | 17 |
| 2002 | Sean Barker, rf | 24 |
| 2003 | J.C. Holt, cf | 16 |
| 2004 | J.C. Holt, cf | 21 |

STRIKEOUTS PITCHED

| Year | Name | SO |
|------|------------------|-----|
| 1948 | Dick Thompson | 53 |
| 1949 | Dick Thompson | 53 |
| 1950 | NA | |
| 1951 | NA | |
| 1952 | Benny McArdle | 64 |
| 1953 | Bill Lee Jr. | 44 |
| 1954 | Bill Lee Jr. | 42 |
| 1955 | Bill Lee Jr. | 24 |
| 1956 | Roger Sigler | 44 |
| 1957 | Roger Sigler | 28 |
| 1958 | Bob Loftin | 87 |
| 1959 | Butch Mixon | 87 |
| 1960 | Butch Mixon | 65 |
| 1961 | Allen Smith | 71 |
| 1962 | Fred Southerland | 64 |
| 1963 | Steve George | 50 |
| 1964 | Steve George | 54 |
| 1965 | Van Quigley | 56 |
| 1966 | Bruce Baudier | 53 |
| 1967 | Bruce Baudier | 65 |
| 1968 | Dick Hicks | 62 |
| 1969 | Mike Lee | 35 |
| | Al Hoaglund | 35 |
| 1970 | Randy Wiles | 70 |
| 1971 | Randy Wiles | 65 |
| 1972 | Randy Wiles | 116 |
| 1973 | Randy Wiles | 59 |
| 1974 | Tom Charpentier | 49 |
| 1975 | Paul Stefan | 79 |
| 1976 | Paul Stefan | 83 |
| 1977 | Paul Stefan | 51 |

| | | |
|------|-----------------|-----|
| 1978 | Mike Lloyd | 32 |
| 1979 | Mike Alvarez | 43 |
| 1980 | Don Schneider | 48 |
| 1981 | Billy Donathan | 38 |
| 1982 | Billy Donathan | 64 |
| 1983 | Cal Santarelli | 91 |
| 1984 | Robbie Smith | 87 |
| 1985 | Eric Hetzel | 99 |
| 1986 | Mark Guthrie | 122 |
| 1987 | Gregg Patterson | 109 |
| 1988 | Russ Springer | 156 |
| 1989 | Ben McDonald | 202 |
| 1990 | Paul Byrd | 130 |
| 1991 | Chad Ogea | 140 |
| 1992 | Lloyd Peever | 116 |
| 1993 | Mike Sirotko | 105 |
| 1994 | Scott Schultz | 131 |
| 1995 | Scott Schultz | 150 |
| 1996 | Eddie Yarnall | 156 |
| 1997 | Doug Thompson | 158 |
| 1998 | Randy Keisler | 135 |
| 1999 | Kurt Ainsworth | 157 |
| 2000 | Brian Tallet | 134 |
| 2001 | Lane Mestepey | 79 |
| 2002 | Bo Pettit | 121 |
| 2003 | Bo Pettit | 99 |
| 2004 | Justin Meier | 75 |

EARNED RUN AVERAGE

| Year | Name | ERA |
|------|-------------------|------|
| 1952 | Benny McArdle | 2.31 |
| 1953 | Benny McArdle | 2.89 |
| 1954 | Tom Barfield | 1.33 |
| 1955 | Leonard Drude | 4.25 |
| 1956 | Roger Sigler | 1.74 |
| 1957 | Jim Burg | 2.33 |
| 1958 | Fred Falkenhainer | 2.40 |
| 1959 | Bob Flowers | 3.00 |
| 1960 | Bob Flowers | 1.90 |
| 1961 | Allen Smith | 1.34 |
| 1962 | Allen Smith | 1.93 |
| 1963 | Wiley Dial | 2.23 |
| 1964 | Steve George | 2.32 |
| 1965 | Van Quigley | 3.52 |
| 1966 | Bruce Baudier | 1.10 |
| 1967 | Bruce Baudier | 2.11 |
| 1968 | Mike Tullier | 1.35 |
| 1969 | Craig Pemberton | 2.59 |
| 1970 | Rick Farizo | 0.21 |
| 1971 | Craig Pemberton | 2.18 |
| 1972 | Randy Wiles | 1.79 |
| 1973 | Pat Mook | 2.71 |
| 1974 | Tom Charpentier | 2.50 |
| 1975 | Guy Hollingsworth | 1.83 |
| 1976 | Paul Stefan | 1.94 |
| 1977 | Randy Olsen | 3.37 |
| 1978 | Mike Lloyd | 2.13 |
| 1979 | Kevin Karcher | 2.36 |
| 1980 | Don Schneider | 1.38 |
| 1981 | Mike Murdock | 3.73 |
| 1982 | Billy Donathan | 3.40 |
| 1983 | Cal Santarelli | 2.74 |
| 1984 | Mark Guthrie | 2.00 |
| 1985 | Mark Guthrie | 3.39 |
| 1986 | Barry Manuel | 2.37 |
| 1987 | Gregg Patterson | 1.84 |
| 1988 | Ben McDonald | 2.65 |
| 1989 | Curtis Leskanic | 3.19 |
| 1990 | John O'Donoghue | 2.88 |
| 1991 | Mike Sirotko | 2.80 |
| 1992 | Lloyd Peever | 1.98 |
| 1993 | Brett Laxton | 1.98 |
| 1994 | Bhrett McCabe | 2.84 |
| 1995 | Scott Schultz | 3.46 |
| 1996 | Eddie Yarnall | 2.38 |
| 1997 | Chris Demouy | 3.63 |
| 1998 | Doug Thompson | 4.24 |
| 1999 | Kurt Ainsworth | 3.45 |
| 2000 | Brian Tallet | 3.52 |
| 2001 | Lane Mestepey | 3.75 |
| 2002 | Lane Mestepey | 2.59 |
| 2003 | Justin Meier | 2.83 |
| 2004 | Clay Dirks | 3.43 |

INNINGS PITCHED

| Year | Name | IP |
|------|---------------|------|
| 1948 | Dick Thompson | 72.2 |
| 1949 | Dick Thompson | 58.2 |
| 1950 | NA | |
| 1951 | Bud McDonald | 41.2 |
| 1952 | Benny McArdle | 78 |
| 1953 | Benny McArdle | 56 |
| 1954 | Roger Sigler | 33 |
| 1955 | Leonard Drude | 72 |
| 1956 | Roger Sigler | 83.1 |
| 1957 | Leonard Drude | 47 |
| 1958 | Bob Loftin | 58.2 |
| 1959 | Butch Mixon | 69 |
| 1960 | Allen Smith | 70.1 |
| 1961 | Allen Smith | 88 |
| 1962 | Allen Smith | 79 |
| 1963 | Steve George | 68.2 |
| 1964 | Steve George | 69.2 |
| 1965 | Van Quigley | 69 |
| 1966 | Van Quigley | 55.2 |
| 1967 | Bruce Baudier | 72.2 |
| 1968 | Dick Hicks | 74.1 |
| 1969 | Dale Burch | 59.1 |
| 1970 | Randy Wiles | 79.1 |
| 1971 | Louis Farmer | 81.1 |

| | | |
|------|------------------|-------|
| 1972 | Randy Wiles | 90.2 |
| 1973 | Pat Mook | 66.1 |
| 1974 | Pat Mook | 56.2 |
| 1975 | Pat Mook | 96.2 |
| 1976 | Paul Stefan | 97.1 |
| 1977 | Paul Stefan | 94.2 |
| 1978 | Jim Uremovich | 76.1 |
| 1979 | Mike Alvarez | 84.1 |
| 1980 | Mike Alvarez | 70 |
| 1981 | Mike Murdock | 67.2 |
| 1982 | Billy Donathan | 65 |
| 1983 | Cal Santarelli | 82 |
| 1984 | Robbie Smith | 105 |
| 1985 | Eric Hetzel | 105 |
| 1986 | Stan Loewer | 123.2 |
| 1987 | Gregg Patterson | 122 |
| 1988 | Russell Springer | 119 |
| 1989 | Ben McDonald | 152.1 |
| 1990 | Paul Byrd | 140.2 |
| 1991 | Chad Ogea | 131.1 |
| 1992 | Lloyd Peever | 104.2 |
| 1993 | Mike Sirotko | 145 |
| 1994 | Scott Schultz | 118.2 |
| 1995 | Scott Schultz | 117 |
| 1996 | Eddie Yarnall | 124.2 |
| 1997 | Patrick Coogan | 125 |
| 1998 | Doug Thompson | 121 |
| 1999 | Kurt Ainsworth | 130.1 |
| 2000 | Brian Tallet | 143.1 |
| 2001 | Lane Mestepey | 139.1 |
| 2002 | Lane Mestepey | 142.1 |
| 2003 | Nate Bumstead | 110 |
| 2004 | Justin Meier | 100.2 |

PITCHING VICTORIES

| Year | Name | Wins |
|------|-----------------|------|
| 1948 | Dick Thompson | 2 |
| | Julius Benschel | 2 |
| 1949 | Bud McDonald | 2 |
| | Dick Thompson | 2 |
| 1950 | NA | |
| 1951 | Benny McArdle | 3 |
| | Bud McDonald | 3 |
| 1952 | Benny McArdle | 7 |
| 1953 | Benny McArdle | 4 |
| 1954 | Bill Lee, Jr | 2 |
| | Al King | 2 |
| | Roger Sigler | 2 |
| 1955 | Leonard Drude | 2 |
| | Bill Lee, Jr. | 2 |
| | Roger Sigler | 6 |
| 1956 | Roger Sigler | 4 |
| 1957 | Roger Sigler | 4 |
| 1958 | Bob Loftin | 5 |
| 1959 | Butch Mixon | 6 |
| 1960 | Butch Mixon | 5 |
| | Allen Smith | 5 |
| 1961 | Allen Smith | 10 |

Individual Records

INTRO

THIS IS LSU

PREVIEW

TIGERS

COACHES


REVIEW

HISTORY


RECORDS

LSU

MEDIA



First Baseman Eddy Furniss
(1995-98)



Shortstop Jason Williams
(1993-96)



Shortstop Brandon Larson
(1997)

Batting

MOST GAMES

Season: 73 by Johnny Tellechea, Andy Sheets, Tookie Johnson (1991); by Wes Grisham, Tim Clark, Scott Bethea (1990)
Career: 266 by Jason Williams (1993-96)

MOST AT BATS

Game: 8 by Jim Hathorne and Duane Dewey vs. Tulane (4-5-79)
Season: 293 by Ryan Patterson (2004)
Career: 1019 by Jason Williams (1993-96)

MOST RUNS SCORED

Game: 5 by eight players; most recently by Brad Cresse vs. UL-Monroe (5-27-00)
Season: 95 by Nathan Dunn (1996)
Career: 270 by Jason Williams (1993-96)

MOST HITS

Game: 5 by Randy Olson vs. So. Miss. (4-1-79); by Albert Belle vs. Louisiana College (2-18-87); by Rich Vasquez vs. McNeese State (2-22-87); by Craig Faulkner vs. Oral Roberts (3-21-87); by Wes Grisham vs. Southern (2-28-89) and vs. Miss. State (4-16-89); by Keith Osik vs. La. Tech (5-19-89); by Rich Cordani vs. Southern (3-6-90); by Ron Lim vs. Evansville (3-14-90); by Johnny Tellechea at Nevada-Las Vegas (3-9-91); by Lyle Mouton at Louisiana Tech (4-10-91); by Andy Sheets vs. Louisiana College (3-14-92); by Russ Johnson vs. Florida (4-11-93); by Jason Williams vs. Arkansas (4-23-94); by Mike Koerner at South Carolina (4-5-96); by Mike Koerner vs. Va. Commonwealth (3-1-97); by Blair Barbier vs. Southern (3-4-98); by Eddy Furniss at Auburn (3-13-98); by Eric Hendrickson vs. Ohio (3-5-99); by Blair Barbier at Georgia (5-8-99); by Brad Cresse vs. Tulane (3-1-00); by Mike Fontenot at Central Florida (3-4-00); by Blair Barbier at SE Louisiana (3-14-00); by Brad Cresse at Auburn (3-31-00); by Bryan Moore at Arizona State (3-3-01); by Bryan Moore vs. Vanderbilt (4-22-01); by Matt Heath at Tennessee (5-4-02); by Aaron Hill vs. South Carolina (4-5-03); by Jon Zeringue vs. Vanderbilt (5-15-04)

Season: 110 by Brandon Larson (1997)
Career: 352 by Eddy Furniss (1995-98)

MOST SINGLES

Game: 5 by Craig Faulkner vs. Oral Roberts (3-21-87)
Season: 78 by Sean Barker (2002); by J.C. Holt (2004)
Career: 238 by Jason Williams (1993-96)

MOST DOUBLES

Game: 3 on 18 occasions; most recently by Nick Stavinoha vs. Southern Miss (6-5-04)
Season: 36 by Brad Hawpe (2000)
Career: 87 by Eddy Furniss (1995-98)

MOST TRIPLES

Game: 2 by nine players; most recently by Jeff Leamont vs. Kentucky (5-16-99)
Season: 11 by Todd Walker (1993)
Career: 15 by Todd Walker (1992-94)

MOST HOME RUNS

Game: 3 by Mark Cooper vs. Ole Miss (4-9-83); by Eddy Furniss at Arkansas (4-21-95); by Eddy Furniss vs. Georgia (3-17-96); by Brandon Larson vs. Duke (2-23-97); by Brandon Larson at La. Tech (3-25-97); by Eddy Furniss at Auburn (3-13-98); by Eric Hendrickson vs. Ohio (3-5-99); by Brad Cresse vs. UL-Monroe (5-27-00); by Zeph Zinsman vs. Duquesne (2-23-01)
Season: 40 by Brandon Larson (1997)
Career: 80 by Eddy Furniss (1995-98)

MOST RUNS BATTED IN

Game: 9 by Eric Hendrickson vs. Ohio (3-5-99)
Season: 118 by Brandon Larson (1997)
Career: 308 by Eddy Furniss (1995-98)

MOST TOTAL BASES

Game: 16 by Eddy Furniss at Auburn (3-13-98)
Season: 250 by Brandon Larson (1997)
Career: 689 by Eddy Furniss (1995-98)

HIGHEST SLUGGING PERCENTAGE

Season: .898 by Eddy Furniss (1998)
Career: .727 by Eddy Furniss (1995-98)

MOST SACRIFICE FLIES

Game: 2 on several occasions; most recently by Clay Harris at Southern (4-20-04)
Season: 10 by Wes Grisham (1990)
Career: 18 by Blair Barbier (1997-2000); by Wally Pontiff (2000-02)

MOST SACRIFICE BUNTS

Game: 2 on several occasions; most recently by Ryan Patterson vs. Georgia (4-16-04)
Season: 11 by Dave Cunningham (1987); by Josh Dalton (1999)
Career: 19 by Mike Sonderegger (1970-73)

MOST WALKS

Game: 4 on several occasions; most recently by Matt Heath vs. South Carolina (5-23-02)
Season: 77 by Andy Galy (1987)
Career: 191 by Eddy Furniss (1995-98)

MOST STRIKEOUTS

Game: 5 by Tim Lanier at Nicholls State (4-26-94); by Casey Cuntz vs. South Carolina (4-5-97)
Season: 73 by Gary Hymel (1991)
Career: 213 by Brad Cresse (1997-2000)

MOST STOLEN BASES

Game: 3 on several occasions; most recently by J.C. Holt vs. Northwestern State (2-8-03)
Season: 42 by Rob Hartwig (1987)
Career: 73 by Rob Hartwig (1986-87)

HIGHEST BATTING AVERAGE

(Minimum of two at bats per team game)
Season: .410 by Russ Johnson (1994)
Career: .396 by Todd Walker (1992-94)

Pitching

MOST INNINGS PITCHED

Game: 10.2 by Russell Springer vs. Kentucky (3-20-88)
 Season: 152.1 by Ben McDonald (1989)
 Career: 398 by Scott Schultz (1992-95)

MOST APPEARANCES

Season: 41 by Barry Manuel (1986); by Rick Greene (1991)
 Career: 108 by Mark LaRosa (1988-91)

MOST STRIKEOUTS

Game: 17 by Scott Schultz vs. Maine (3-10-95)
 Season: 202 by Ben McDonald (1989)
 Career: 409 by Scott Schultz (1992-95)

MOST WALKS

Game: 11 by Eddie Olsen vs. Ole Miss (3-20-77); by John Chadwick vs. Miss. State (4-4-66)
 Season: 79 by Dan Kite (1988)
 Career: 183 by Dan Kite (1986-88)

MOST HITS ALLOWED

Game: 15 by Scott Schultz at Auburn (5-6-94)
 Season: 158 by Lane Mestepey (2001)
 Career: 420 by Lane Mestepey (2001-)

MOST WILD PITCHES

Game: 6 by Scott Schultz vs. Alabama (4-28-95)
 Season: 20 by Kurt Ainsworth (1999)
 Career: 45 by Scott Schultz (1992-95)

MOST STARTS

Season: 22 by Ben McDonald (1988); by Mark Guthrie (1986)
 Career: 56 by Brett Laxton (1993-96)

MOST SHUTOUTS

Season: 3 by Randy Wiles (1970); by Ben McDonald (1989); by Brian Tallet (2000)
 Career: 7 by Randy Wiles (1970-73)

MOST COMPLETE GAMES

Season: 10 by Mike Sirotko (1993); by Ben McDonald (1988); by Paul Stefan (1976)
 Career: 27 by Pat Mook (1972-75)

LOWEST EARNED RUN AVERAGE

Season: 0.21 by Rick Farizo (1970)
 Career: 1.70 by Bruce Baudier (1966-67)

HIGHEST WON-LOST PERCENTAGE

Season: 1.000 by Lloyd Peever (14-0, 1992)
 Career: .880 by Patrick Coogan (22-3, 1995-97)

MOST WINS

Season: 17 by Paul Byrd (17-6, 1990)
 Career: 38 by Scott Schultz (38-12, 1992-95)

MOST LOSSES

Season: 8 by Mark Guthrie (6-8, 1985)
 Career: 18 by Mike Lloyd (13-18, 1977-80)

MOST SAVES

Season: 14 by Rick Greene (1991)
 Career: 29 by Rick Greene (1990-92)

FEWEST HITS ALLOWED

(Per Nine Innings)
 Season: 4.07 by Fred Southerland (25 hits in 55.1 IP, 1962)
 Career: 5.33 by Barry Manuel (80 hits in 135 IP, 1985-87)

FEWEST WALKS ALLOWED

(Per Nine Innings)
 Season: 1.08 by Lane Mestepey (17 walks in 142.1 IP, 2002)
 Career: 1.68 by Jason Determann (28 walks in 150.1 IP, 2002-)

MOST STRIKEOUTS

(Per Nine Innings)
 Season: 14.33 by Russell Springer (68 Ks in 42.2 IP, 1987)
 Career: 11.88 by Eddie Yarnall (260 Ks in 197 IP, 1994-96)

MOST RUNS ALLOWED

Game: 15 by Chuck Voorhies vs. Michigan St. (3-22-75)
 Season: 77 by Lane Mestepey (2001)
 Career: 208 by Clay Parker (1982-85)

MOST EARNED RUNS ALLOWED

Game: 11 by Ben McDonald vs. Texas (6-8-89)
 Season: 68 by Brandon Bowe (1999); by Bo Pettit (2003)
 Career: 161 by Clay Parker (1982-85)

MOST PICKOFFS

Season: 19 by John O'Donoghue (1990)

Fielding

MOST PUT OUTS


Game: 21 by Tim Lanier at Florida (3-22-96)
 Season: 633 by Kenny Jackson (1993)
 Career: 1598 by Eddy Furniss (1995-98)

MOST ASSISTS


Game: 10 by Mark Howie vs. Florida State (3-29-83); by Jason Williams vs. Georgia Tech (5-26-96); by Mike Fontenot vs. Texas (6-10-00)
 Season: 246 by Ryan Theriot (2001)
 Career: 625 by Jason Williams (1993-96); by Ryan Theriot (1999-2001)

MOST ERRORS


Game: 4 by Wally McMakin vs. Houston (2-23-75); by Wally McMakin vs. Auburn (4-9-76); by Josh Dalton vs. Vanderbilt (4-9-99)
 Season: 33 by Keith Osik (1989)
 Career: 74 by Mike Crosswell (1975-78)



Pitcher Randy Wiles
(1970-73)



Pitcher Scott Schultz
(1992-95)



Pitcher Russ Springer
(1987-89)

INTRO

THIS IS LSU

PREVIEW

TIGERS

COACHES

REVIEW

HISTORY

RECORDS

LSU

MEDIA

INTRO

THIS IS **LSU**

PREVIEW

TIGERS

COACHES

REVIEW

HISTORY

RECORDS

LSU

MEDIA



Pitcher Rick Farizo
(1968-71)



Head Coach Jim Smith
(1966-1978)



Catcher Rob Leary
(1985-86)

Batting

MOST AT BATS

Game: 58 at Florida (3-22-96)
Season: 2,542 (2000)

MOST RUNS SCORED

Inning: 18 vs. Georgia Tech (7th
inning, 5-26-96)
Game: 29 vs. Georgia Tech (5-26-96)
Season: 673 (1997)

MOST HITS

Game: 27 vs. Evansville (3-14-90)
Season: 864 (2000)

MOST SINGLES

Game: 19 at Miss. State (5-19-95)
Season: 558 (2000)

MOST DOUBLES

Game: 10 vs. Arkansas (3-22-98)
Season: 194 (2000)

MOST TRIPLES

Game: 3 on 11 occasions; most recently
at Centenary (2-11-03)
Season: 37 (1993)

MOST HOME RUNS

Game: 8 vs. Southern California
(5-30-98)
Season: 188 (1997)

MOST RUNS BATTED IN

Game: 28 vs. Georgia Tech (5-26-96)
Season: 632 (1997)

MOST TOTAL BASES

Game: 54 at Louisiana College (3-14-92)
Season: 1,523 (1997)

HIGHEST SLUGGING PERCENTAGE

Game: 1.058 at Louisiana College (3-14-92)
Season: .607 (1997)

MOST SACRIFICE FLIES

Game: 4 on two occasions, most
recently at Southern (4-20-04)
Season: 48 (1996)

MOST SACRIFICE BUNTS

Game: 4 on three occasions, most
recently vs. Birmingham-
Southern (2-9-02)
Season: 35 (1975)

MOST WALKS

Game: 16 vs. Mercer (2-18-89); vs.
Mercer (2-19-89); vs. Florida (3-2-91)
Season: 444 (1989)

MOST STRIKEOUTS

Game: 21 vs. Tulane (11 innings, 4-30-
65)
Season: 585 (1997)

MOST STOLEN BASES

Game: 10 vs. Michigan St. (3-21-75)
Season: 156 (1987)

MOST LEFT ON BASE

Game: 22 vs. Tulane (14 innings, 4-5-79)
Season: 613 (2000)

BATTING AVERAGE

High: .340 (2000)
Low: .210 (1969)

HITS PER GAME

High: 12.52 (2000)
Low: 6.06 (1969)

RUNS PER GAME

High: 9.67 (1996)
Low: 2.83 (1969)

WALKS PER GAME

High: 6.17 (1989)
Low: 2.79 (1965)

STRIKEOUTS PER GAME

High: 8.37 (1998)
Low: 3.81 (1981)

Fielding

MOST PUT OUTS

Game: 48 vs. South Alabama (16
innings, 4-10-72)
Season: 1,891 (1990)

MOST ASSISTS

Game: 22 vs. Auburn (14 innings, 5-5-85)
Season: 830 (1993)

MOST ERRORS

Game: 8 vs. Auburn (3-4-84)
Season: 125 (1993)

MOST DOUBLE PLAYS

Game: 5 vs. Georgia (4-13-02); vs.
Mississippi State (3-26-04)
Season: 73 (2002)

MOST TRIPLE PLAYS

Game: 1 vs. New Orleans (4-28-81); vs.
Oklahoma (5-23-97); vs. Ole
Miss (3-28-99)
Season: 1 (1981, 1997, 1999)

Pitching

MOST INNINGS PITCHED

Game: 16 vs. South Alabama
(4-10-72)
Season: 630.3 (1990)

MOST STRIKEOUTS

Game: 20 at Florida (16 innings, 3-22-96)
Season: 682 (1997)

MOST WALKS

Game: 16 vs. Tulane (3-10-83)
Season: 292 (1988)

MOST RUNS ALLOWED

Inning: 12 vs. Miss. St. (3rd inning, 4-10-78)
Game: 28 at Alabama (5-10-97)
Season: 402 (1999)

MOST EARNED RUNS ALLOWED

Game: 22 at Alabama (5-10-97)
Season: 329 (1999)

MOST HITS ALLOWED

Game: 28 at Alabama (5-10-97)
Season: 661 (2000)

MOST WILD PITCHES

Game: 6 vs. Alabama (4-28-95)
Season: 69 (1999)

MOST APPEARANCES

Game: 8 vs. TCU (3-19-94); vs. Ole Miss
(4-14-01)
Season: 233 (1997)

SAVES

High: 20 (1989)
Low: 0 (1976)

COMPLETE GAMES

High: 25 (1979, 1968)
Low: 4 (2000)

EARNED RUN AVERAGE

High: 6.08 (1981)
Low: 1.75 (1968)

STRIKEOUTS PER GAME

High: 9.74 (1997)
Low: 3.78 (1978)

WALKS PER GAME

High: 5.22 (1982)
Low: 2.51 (2004)

HITS ALLOWED PER GAME

High: 9.86 (1999)
Low: 4.79 (1968)

RUNS ALLOWED PER GAME

High: 6.92 (1981)
Low: 1.91 (1968)

Season

GAMES PLAYED

High: 73 (1990, 1991)
Low: 19 (1965)

GAMES WON

High: 57 (1997)
Low: 6 (1965)

GAMES LOST

High: 34 (1978)
Low: 13 (1997, 1973, 1967, 1965)

CONSECUTIVE GAMES WON

Season: 19 (1997)

CONSECUTIVE GAMES LOST

Season: 11 (1982)

GAMES WON AT HOME

High: 38 (1986)
Low: 6 (1965)

GAMES WON ON ROAD

High: 24 (1989, 2000)
Low: 0 (1965)

CONFERENCE WINS


High: 22 (1997, 1986)
Low: 4 (1977, 1969, 1966, 1965)

CONFERENCE LOSSES

High: 18 (1978)
Low: 3 (1975)

WON-LOST PERCENTAGE

High: .814 (57-13, 1997)
Low: .282 (12-34, 1978)



Pitcher Lloyd Peever
(1992)



Pitcher Pat Mook
(1972-75)



Head Coach Ray Didier led LSU to
the 1961 SEC title.



Nate Bumstead earned 21 victories in two
seasons (2003-04).

- INTRO
- THIS IS LSU
- PREVIEW
- TIGERS
- COACHES
- REVIEW
- HISTORY
- RECORDS**
- LSU
- MEDIA

NCAA and SEC Statistical Champions

* - SEC Record | # - NCAA Record

LSU's NCAA Individual Leaders

Home Runs

| | | |
|------|--------------|----|
| 1996 | Eddy Furniss | 26 |
| 2000 | Brad Cresse | 30 |

RBI

| | | |
|------|--------------|-----|
| 1993 | Todd Walker | 102 |
| 1996 | Eddy Furniss | 103 |
| 2000 | Brad Cresse | 106 |

Doubles

| | | |
|------|------------|------|
| 2000 | Brad Hawpe | # 36 |
|------|------------|------|

Total Bases

| | | |
|------|-------------|-----|
| 1993 | Todd Walker | 214 |
|------|-------------|-----|

Walks

| | | |
|------|-----------|----|
| 1987 | Andy Galy | 77 |
|------|-----------|----|

Saves

| | | |
|------|-------------|----|
| 1991 | Rick Greene | 14 |
|------|-------------|----|

LSU's NCAA Team Leaders

Hits

| | | |
|------|-----|-----|
| 1990 | LSU | 807 |
|------|-----|-----|

Runs Scored

| | | |
|------|-----|-----|
| 1993 | LSU | 603 |
|------|-----|-----|

Home Runs

| | | |
|------|-----|-------|
| 1997 | LSU | # 188 |
| 1998 | LSU | 157 |

LSU's SEC Individual Leaders

Home Runs

| | | |
|------|----------------|-----|
| 1964 | Bob Stewart | 7 |
| 1987 | Albert Belle | 21 |
| 1988 | Craig Cala | 15 |
| 1991 | Gary Hymel | 25 |
| 1993 | Todd Walker | 22 |
| 1996 | Eddy Furniss | 26 |
| 1997 | Brandon Larson | *40 |
| 1998 | Brad Cresse | 29 |
| 2000 | Brad Cresse | 30 |

RBI

| | | |
|------|----------------|------|
| 1987 | Craig Faulkner | 69 |
| 1988 | Craig Cala | 75 |
| 1989 | Wes Grisham | 85 |
| 1991 | Gary Hymel | 79 |
| 1992 | Todd Walker | 76 |
| 1993 | Todd Walker | 102 |
| 1996 | Eddy Furniss | 106 |
| 1997 | Brandon Larson | *118 |
| 1998 | Brad Cresse | 90 |
| 2000 | Brad Cresse | 106 |
| 2001 | Todd Linden | 76 |

Triples

| | | |
|------|-------------------|---|
| 1981 | Chip Moses | 5 |
| 1983 | Mark Howie | 7 |
| 1989 | Wes Grisham | 6 |
| 1990 | Rich Cordani | 6 |
| 1995 | Mike Klostermeyer | 6 |

Doubles

| | | |
|------|--------------|------|
| 1986 | Jeff Yurtin | 24 |
| 1994 | Russ Johnson | 26 |
| 2000 | Brad Hawpe | # 36 |
| 2003 | Aaron Hill | 27 |

Stolen Bases

| | | |
|------|------------------|----|
| 1972 | Mike Sonderegger | 19 |
| 1975 | Larry Wright | 25 |
| 1987 | Rob Hartwig | 42 |

Hits

| | | |
|------|----------------|-----|
| 1961 | John Bailey | 32 |
| 1989 | Wes Grisham | 106 |
| 1990 | Wes Grisham | 100 |
| 1992 | Todd Walker | 100 |
| 1993 | Todd Walker | 109 |
| 1997 | Brandon Larson | 110 |

Runs Scored

| | | |
|------|---------------|----|
| 1991 | Lyle Mouton | 78 |
| 1992 | Todd Walker | 72 |
| 1993 | Todd Walker | 85 |
| 1994 | Todd Walker | 77 |
| 1996 | Nathan Dunn | 95 |
| 2000 | Mike Fontenot | 93 |
| 2003 | Aaron Hill | 68 |

Pitching Wins

| | | |
|------|-----------------|----|
| 1961 | Allen Smith | 10 |
| 1972 | Randy Wiles | 8 |
| 1975 | Pat Moock | 10 |
| 1976 | Paul Stefan | 10 |
| 1986 | Stan Loewer | 14 |
| 1989 | Curtis Leskanic | 15 |
| 1990 | Paul Byrd | 17 |
| 1991 | Chad Ogea | 14 |
| 1992 | Lloyd Peever | 14 |
| 1996 | Eddie Yarnall | 11 |
| 1999 | Kurt Ainsworth | 13 |
| 2001 | Lane Mestepey | 11 |

ERA

| | | |
|------|---------------|--------|
| 1961 | Allen Smith | 1.34 |
| 1966 | Bruce Baudier | 0.88 |
| 1970 | Rick Farizo | * 0.21 |
| 1980 | Don Schneider | 1.38 |
| 1986 | Barry Manuel | 2.37 |
| 1993 | Brett Laxton | 1.98 |
| 2002 | Lane Mestepey | 2.59 |

Strikeouts Pitched

| | | |
|------|----------------|-------|
| 1972 | Randy Wiles | 116 |
| 1975 | Paul Stefan | 73 |
| 1976 | Paul Stefan | 83 |
| 1983 | Cal Santarelli | 91 |
| 1986 | Mark Guthrie | 122 |
| 1988 | Russ Springer | 156 |
| 1989 | Ben McDonald | * 202 |
| 1991 | Chad Ogea | 140 |
| 1995 | Scott Schultz | 150 |
| 1999 | Kurt Ainsworth | 157 |

LSU's SEC Team Leaders

Batting Average

| | | |
|------|-----|------|
| 1990 | LSU | .325 |
| 1996 | LSU | .318 |
| 2000 | LSU | .340 |
| 2001 | LSU | .318 |
| 2004 | LSU | .333 |

Home Runs

| | | |
|------|-----|-------|
| 1993 | LSU | 85 |
| 1995 | LSU | 81 |
| 1996 | LSU | 131 |
| 1997 | LSU | # 188 |
| 1998 | LSU | 157 |
| 2003 | LSU | 85 |

RBI

| | | |
|------|-----|-------|
| 1987 | LSU | 434 |
| 1990 | LSU | 515 |
| 1991 | LSU | 488 |
| 1993 | LSU | 527 |
| 1995 | LSU | 457 |
| 1996 | LSU | 583 |
| 1997 | LSU | * 632 |
| 2000 | LSU | 598 |
| 2001 | LSU | 514 |

| | | |
|------|-----|-----|
| 2003 | LSU | 477 |
| 2004 | LSU | 473 |

Triples

| | | |
|------|-----|----|
| 1987 | LSU | 18 |
| 1988 | LSU | 19 |
| 1989 | LSU | 26 |
| 1990 | LSU | 27 |
| 1993 | LSU | 37 |

Doubles

| | | |
|------|-----|-------|
| 1990 | LSU | 156 |
| 1991 | LSU | 138 |
| 1993 | LSU | 152 |
| 2000 | LSU | * 194 |
| 2003 | LSU | 147 |

Stolen Bases

| | | |
|------|-----|-----|
| 1987 | LSU | 156 |
|------|-----|-----|

Hits

| | | |
|------|-----|-----|
| 1986 | LSU | 696 |
| 1990 | LSU | 807 |
| 1993 | LSU | 737 |
| 2000 | LSU | 864 |
| 2001 | LSU | 754 |
| 2003 | LSU | 777 |
| 2004 | LSU | 791 |

Runs Scored

| | | |
|------|-----|-----|
| 1986 | LSU | 542 |
| 1987 | LSU | 509 |
| 1990 | LSU | 587 |
| 1991 | LSU | 547 |
| 1993 | LSU | 603 |
| 1996 | LSU | 648 |
| 2000 | LSU | 652 |
| 2001 | LSU | 574 |
| 2003 | LSU | 524 |
| 2004 | LSU | 515 |

ERA

| | | |
|------|-----|------|
| 1987 | LSU | 3.07 |
| 1989 | LSU | 3.50 |
| 1996 | LSU | 3.38 |
| 1998 | LSU | 4.38 |
| 2002 | LSU | 3.42 |

Strikeouts Pitched

| | | |
|------|-----|-----|
| 1985 | LSU | 442 |
| 1987 | LSU | 552 |
| 1988 | LSU | 519 |
| 1989 | LSU | 621 |
| 1990 | LSU | 555 |
| 1991 | LSU | 626 |
| 1996 | LSU | 633 |
| 1997 | LSU | 681 |
| 1998 | LSU | 646 |
| 2000 | LSU | 574 |
| 2003 | LSU | 515 |

Fielding Percentage

| | | |
|------|-----|------|
| 1995 | LSU | .970 |
|------|-----|------|

Slugging Percentage

| | | |
|------|-----|------|
| 1990 | LSU | .486 |
| 1993 | LSU | .511 |
| 1995 | LSU | .491 |
| 1996 | LSU | .558 |
| 2000 | LSU | .542 |
| 2001 | LSU | .508 |
| 2004 | LSU | .506 |

All-America

- 2004 - **Jon Zeringue**, RF, *USA Today/Sports Weekly* (1st Team); NCBWA (1st Team); *Collegiate Baseball* (2nd Team)
 - **J.C. Holt**, CF, *Baseball America* (3rd Team)
 - **Clay Dirks**, LHP, NCBWA (3rd Team)
- 2003 - **Aaron Hill**, SS, *Baseball America* (1st Team); *Collegiate Baseball* (2nd Team); *ESPN/Sports Weekly* (2nd Team); ABCA (2nd Team)
- 2002 - **Lane Mestepey**, LHP, *Collegiate Baseball* (3rd Team)
- 2001 - **Lane Mestepey**, LHP, *Collegiate Baseball* (3rd Team);
 - **Todd Linden**, OF, *Baseball America* (3rd Team)
- 2000 - **Brad Cresse**, C, *Baseball Weekly* (1st Team); *Collegiate Baseball* (1st Team); NCBWA (1st Team); *Baseball America* (1st Team); ABCA (1st Team); *The Sporting News* (2nd Team)
 - **Brad Hawpe**, 1B, *Baseball America* (2nd Team); *Collegiate Baseball* (3rd Team)
 - **Brian Tallet**, LHP, *Baseball America* (2nd Team)
- 1999 - **Kurt Ainsworth**, RHP, *Baseball America* (1st Team)
 - **Brad Cresse**, C, NCBWA (2nd Team)
 - **Jeff Leamont**, 1B, NCBWA (3rd Team)
- 1998 - **Eddy Furniss**, 1B, NCBWA (1st Team); *Collegiate Baseball* (1st Team); *Baseball America* (1st Team); *The Sporting News* (1st Team); ABCA (1st Team); *USA Today* (2nd Team)
 - **Brad Cresse**, C, *The Sporting News* (1st Team); NCBWA (2nd Team); ABCA (3rd Team)
 - **Trey McClure**, INF, NCBWA (2nd Team); *The Sporting News* (3rd Team)
 - **Doug Thompson**, RHP, NCBWA (2nd Team)
- 1997 - **Brandon Larson**, SS, *Baseball America* (1st Team); NCBWA (1st Team); *The Sporting News* (1st Team); ABCA (1st Team); *Collegiate Baseball* (3rd Team)
 - **Patrick Coogan**, RHP, NCBWA (1st Team); *Collegiate Baseball* (2nd Team); *Baseball America* (3rd Team)
 - **Eddy Furniss**, 1B, NCBWA (3rd Team)
- 1996 - **Eddy Furniss**, 1B, *Collegiate Baseball* (1st Team); *Baseball America* (1st Team); ABCA (1st Team); NCBWA (1st Team)
 - **Eddie Yarnall**, LHP, *Baseball America* (1st Team); ABCA (1st Team); *Collegiate Baseball* (2nd Team); NCBWA (2nd Team)
 - **Jason Williams**, SS, NCBWA (2nd Team); ABCA (3rd Team)
 - **Nathan Dunn**, 3B, NCBWA (2nd Team); *Collegiate Baseball* (3rd Team)
 - **Warren Morris**, 2B, NCBWA (Honorable Mention)
 - **Chad Cooley**, OF, NCBWA (Honorable Mention)
 - **Chris Demouy**, LHP, NCBWA (Honorable Mention)
- 1995 - **Scott Schultz**, RHP, NCBWA (1st Team); *Collegiate Baseball* (3rd Team); *Baseball America* (3rd Team); ABCA (3rd Team)
 - **Warren Morris**, 2B, NCBWA (2nd Team)
 - **Mike Klostermeyer**, 1B, NCBWA (3rd Team)
 - **Jason Williams**, SS, NCBWA (Honorable Mention)
- 1994 - **Todd Walker**, 2B, *Collegiate Baseball* (1st Team); *Baseball America* (1st Team); NCBWA (1st Team); ABCA (1st Team)
 - **Russ Johnson**, SS, NCBWA (1st Team); *Collegiate Baseball* (2nd Team); *Baseball America* (2nd Team); ABCA (2nd Team)
 - **Scott Schultz**, RHP, NCBWA (2nd Team); *Collegiate Baseball* (3rd Team)
- 1993 - **Todd Walker**, 2B, *Collegiate Baseball* (1st Team); *Baseball America* (1st Team); ABCA (1st Team); NCBWA (1st Team)
 - **Brett Laxton**, RHP, NCBWA (1st Team); *Collegiate Baseball* (2nd Team); *Baseball America* (2nd Team); ABCA (3rd Team)
 - **Harry Berrios**, OF, ABCA (2nd Team); NCBWA (2nd Team)
- 1992 - **Lloyd Peever**, RHP, *Collegiate Baseball* (1st Team); *Baseball America* (1st Team); ABCA (1st Team)
 - **Todd Walker**, 2B, *Collegiate Baseball* (2nd Team); *Baseball America* (2nd Team)
 - **Rick Greene**, RHP, *Collegiate Baseball* (2nd Team)

- 1991 - **Chad Ogea**, RHP, *Baseball America* (2nd Team)
 - **Rick Greene**, RHP, *Collegiate Baseball* (2nd Team); ABCA (3rd Team)
 - **Lyle Mouton**, OF, *Collegiate Baseball* (3rd Team)
- 1990 - **Wes Grisham**, OF, *Baseball America* (1st Team); ABCA (2nd Team); *The Sporting News* (2nd Team)
 - **Paul Byrd**, RHP, *Baseball America* (2nd Team)
- 1989 - **Ben McDonald**, RHP, *Baseball America* (1st Team); *Collegiate Baseball* (1st Team); *The Sporting News* (1st Team); ABCA (1st Team)
- 1988 - **Ben McDonald**, RHP, *Baseball America* (1st Team)
- 1987 - **Gregg Patterson**, LHP, *Baseball America* (2nd Team)
- 1986 - **Barry Manuel**, RHP, ABCA (3rd Team); *Baseball America* (2nd Team)
 - **Albert Belle**, OF, *Baseball America* (2nd Team)
- 1983 - **Cal Santarelli**, P, ABCA (3rd Team)
- 1974 - **Mike Miley**, 2B, *The Sporting News* (1st Team)
- 1961 - **Allen Smith**, P, ABCA (1st Team)

Freshman All-America

- 2004 - **Clay Dirks**, LHP, *Collegiate Baseball* (1st Team); *Baseball America* (2nd Team)
- 2003 - **Jason Determann**, LHP, *Collegiate Baseball* (Freshman 1st Team)
 - **Justin Meier**, RHP, *Collegiate Baseball* (Freshman 1st Team)
- 2002 - **J.C. Holt**, 2B, *Baseball America* (2nd Team); *Collegiate Baseball* (Honorable Mention)
 - **Clay Harris**, RHP, *Collegiate Baseball* (Honorable Mention)
 - **Jason Vargas**, LHP, *Collegiate Baseball* (Honorable Mention)
- 2001 - **Lane Mestepey**, LHP, *Baseball America* (1st Team); *Baseball Weekly* (1st Team)
 - **Aaron Hill**, OF, *Collegiate Baseball* (Honorable Mention)
- 2000 - **Mike Fontenot**, 2B, *Collegiate Baseball* (1st Team); *Baseball America* (1st Team)
 - **Wally Pontiff**, OF, *Collegiate Baseball* (Honorable Mention)
 - **Bo Pettit**, RHP, *Collegiate Baseball* (Honorable Mention)
 - **Blair Barbier**, 2B, *Collegiate Baseball* (1st Team)
- 1997 - **Eddy Furniss**, DH, *Collegiate Baseball* (Honorable Mention)
- 1994 - **Warren Morris**, LF, *Collegiate Baseball* (Honorable Mention)
- 1993 - **Brett Laxton**, RHP, *Collegiate Baseball* (1st Team)
- 1992 - **Todd Walker**, 2B, *Collegiate Baseball* (1st Team); *Baseball America* (1st Team)
 - **Russ Johnson**, 3B, *Collegiate Baseball* (1st Team); *Baseball America* (1st Team)
 - **Scott Schultz**, RHP, *Baseball America* (1st Team); *Collegiate Baseball* (Honorable Mention)
- 1989 - **Paul Byrd**, RHP, *Collegiate Baseball* (1st Team)
- 1986 - **Dan Kite**, RHP, *Baseball America* (1st Team)

Academic All-America

- 1998 - Eddy Furniss, 1B (2nd Team)
- 1997 - Eddy Furniss, 1B (1st Team)
- 1996 - Eddy Furniss, 1B (2nd Team)
 - Chris Demouy, P (3rd Team)
- 1995 - Warren Morris, 2B (1st Team)
- 1994 - Tim Lanier, C (3rd Team)
- 2004 - **Steven Broschovsky**, OF (Undeclared)
 - Jason Determann, LHP (Biological Sciences)
 - Bobby DiLiberto, INF (Political Science)
 - Jordan Faircloth, RHP (Political Science)
 - Bryan Harris, INF (Kinesiology)
 - J.C. Holt, CF (Management)
 - Matt Horwath, INF (Undeclared)
 - Chris McDougall, LHP (Kinesiology)
 - Lane Mestepey, LHP (Kinesiology)
 - Brandon Nall, RHP (Turfgrass Management)
 - Bruce Sprowl, OF (Mass Communication)
 - Nick Stavinoha, DH (Management)
- 2003 - **Lukas Guidroz**, RHP, 3.11 (General Studies)
 - Weylin Guidry, RHP, 3.33 (Marketing)
 - Justin Hill, RHP, 3.70 (General Studies)
 - David Miller, RHP, 3.17 (Civil Engineering)

- Wally Pontiff, 3B, 3.73 (Biology)
 - Rocky Scelfo, 2B, 3.16 (General Studies)
 - Chad Vaught, RHP, 3.31 (Biology)
- 2002 - **Brad David**, LHP, 3.13 (Management)
 - Justin Hill, RHP, 3.49 (General Studies)
 - David Miller, RHP, 3.14 (Civil Engineering)
 - Tim Nugent, LHP, 3.16 (General Business)
 - Wally Pontiff, 3B, 3.25 (Biology)
 - Chad Vaught, RHP, 3.53 (Zoology)
- 2001 - **Billy Brian**, RHP, 3.25 (Construction Management)
 - Brad David, LHP, 3.05 (Construction Management)
 - David Miller, RHP, 3.00 (General Studies)
 - Tim Nugent, LHP, 3.33 (General Studies)
 - Wally Pontiff, 3B, 3.06 (Undergraduate Studies)
 - Chad Vaught, 3.13 (Zoology)
- 2000 - **Blair Barbier**, 3B, 3.33 (Finance)
 - Billy Brian, RHP, 3.25 (Construction Management)
 - Mike Daly, INF, 3.40 (Marketing)
 - Brad Hawpe, 1B, 3.01 (Finance)
 - Trey Hodges, RHP, 3.02 (Kinesiology)
 - Jeremy Loftice, RHP, 3.01 (Kinesiology)
 - Billy McBride, OF, 3.11 (Undergraduate Studies)
 - Tommy Morel, OF, 3.11 (Microbiology)
 - Tim Nugent, LHP, 3.44 (General Business)
 - Jeremy Witten, OF, 3.44 (Kinesiology)
- 1999 - **Kurt Ainsworth**, RHP, 3.41 (Management Information Systems)
 - Christian Bourgeois, OF, 3.24 (Zoology)
 - Josh Dalton, SS, 3.16 (Kinesiology)
 - Mike Daly, INF, 3.11 (Marketing)
 - Tim Nugent, LHP, 3.05 (Undergraduate Studies)
 - Jeremy Witten, OF, 3.11 (Kinesiology)
- 1998 - **Blair Barbier**, INF, 3.17 (Undergraduate Studies)
 - Matt Colvin, LHP, 3.38 (Management Information Systems)
 - Chris Demouy, LHP, 3.33 (Business Administration)
 - Eddy Furniss, 1B, 3.47 (Zoology)
 - Doug Thompson, RHP, 3.22 (Kinesiology)
 - Eric Berthelot, LHP, 3.26 (Kinesiology)
 - John Blancher, INF, 3.22 (Liberal Arts)
 - Patrick Coogan, RHP, 3.0 (Business Administration)
 - Casey Cuntz, 3B, 3.62 (Mass Communications)
 - Brian Daugherty, RHP, 3.37 (General Studies)
 - Chris Demouy, LHP, 3.63 (Management)
 - Eddy Furniss, 1B, 3.66 (Zoology)
 - Jeff Harris, RHP, 3.77 (Kinesiology)
 - Joey Painich, RHP, 3.16 (Kinesiology)
- 1996 - **Warren Morris**, 2B, 3.5 (Zoology)
 - Eddy Furniss, 1B, 3.7 (Pre-Medicine)
 - Brad Wilson, DH, 3.0 (General Studies)
 - Kevin Ward, C, 3.6 (Electrical Engineering)
 - Tim Lanier, C, 3.6 (Kinesiology)
 - Brian Daugherty, RHP, 3.1 (Kinesiology)
 - Chris Demouy, LHP, 3.8 (Management)
- 1995 - **Warren Morris**, 2B, 3.73 (Zoology)
 - Kevin Ainsworth, OF, 3.25 (Management)
 - Bhrett McCabe, RHP, 3.06 (Psychology)
 - Kevin Ward, C, 3.34, (Electrical Engineering)
 - Tim Lanier, C, 3.10 (Kinesiology)
 - Brian Winders, RHP, 3.53 (General Studies)
 - Casey Cuntz, SS, 3.42 (General Studies)
 - Kevin Ainsworth, RF, 3.07 (Business Management)
 - Scott Berardi, C, 3.12 (Advertising)
 - Tim Lanier, C, 3.25 (Kinesiology)
 - Bhrett McCabe, RHP, 3.11 (Zoology)
 - Warren Morris, LF, 3.68 (Accounting)
 - Kevin Ward, C, 3.40 (Accounting)
- 1993 - **Mike Sirotko**, LHP, 3.15 (Psychology)
 - Matt Chamberlain, RHP, 3.28 (Microbiology)
 - Brian Winders, RHP, 3.10 (Microbiology)
- 1992 - **Tim Bauer**, C, 3.50 (Marketing)
 - Matt Chamberlain, RHP, 3.32 (Microbiology)
 - David Herry, RHP, 3.10 (Business Administration)

INTRO

THIS IS LSU

PREVIEW

TIGERS

COACHES

REVIEW

HISTORY

RECORDS

LSU

MEDIA

Individual Honors

- Jared Mula, OF, 3.20 (General Studies)
- Bhrett McCabe, RHP, 3.00 (General Studies)
- Mike Sirotko, LHP, 3.20 (Psychology)
- 1991 - Tim Bauer, C, 3.60 (Marketing)
- Paul Byrd, RHP, 3.04 (General Studies)
- Matt Chamberlain, RHP, 3.35 (Pre-Medicine)
- Pat Garrity, DH, 3.03 (General Studies)
- 1988 - Daniel Edwards, C, 3.81 (Philosophy)
- 1987 - Rob Hartwig, OF, 3.15 (General Studies)
- Mark Guthrie, LHP, 3.13 (General Studies)
- Pete Bush, 1B, 3.05 (Management)
- 1986 - Joe Zimmerman, P, 3.25 (Phys. Ed.)
- Terry Belle, OF, 3.00 (Accounting)
- 1985 - Joe Zimmerman, P, 3.57 (Physical Therapy)
- 1984 - Mark Howie, SS, 3.25 (Business Admin.)
- 1983 - Mark Howie, SS, 3.00 (Marketing)
- 1980 - Randy Olson, OF, 3.00 (Education)
- 1979 - Lucien Tujague, OF, 3.20 (Petroleum Eng.)
- 1976 - Wally McMakin, 3B, 3.30 (Education)
- Tony Toups, SS, 3.20 (Business Admin.)
- 1975 - Wally McMakin, DH, 3.00 (Education)
- Randy Aldridge, OF, 3.40 (Education)
- Guy Hollingsworth, P, 3.20 (Pre-Law)
- 1974 - Randy Aldridge, OF, 3.75 (Education)
- Tom Charpentier, P, 3.00 (Business Admin.)
- 1973 - Steve Spitz, 2B, 3.00 (Business Admin.)
- 1971 - Mike Moock, 2B, 3.20 (Business Admin.)
- Lou Farmer, P, 3.20 (Business Admin.)

First-Team All-SEC

- 2004 - J.C Holt, CF
- Jon Zeringue, RF
- 2003 - Aaron Hill, SS
- Ryan Patterson, DH
- Clay Harris, 1B
- 2002 - Lane Mestepey, LHP
- 2001 - Lane Mestepey, LHP
- Wally Pontiff, 3B
- Mike Fontenot, 2B
- 2000 - Brad Cresse, C
- 1998 - Eddy Furniss, 1B
- 1997 - Brandon Larson, SS
- Patrick Coogan, RHP
- 1996 - Eddy Furniss, 1B
- Nathan Dunn, 3B
- Eddie Yarnall, LHP
- 1995 - Scott Schultz, RHP

- 1994 - Russ Johnson, SS
- Todd Walker, 2B
- 1993 - Todd Walker, 2B
- Brett Laxton, RHP
- 1992 - Lloyd Peever, RHP
- Todd Walker, 2B
- 1991 - Tookie Johnson, 2B
- 1990 - Wes Grisham, OF
- Chad Ogea, RHP
- Keith Osik, C
- Tookie Johnson, 2B
- 1989 - Ben McDonald, P
- Wes Grisham, DH
- 1988 - Craig Cala, OF
- Ben McDonald, RHP
- 1987 - Albert Belle, OF
- Gregg Patterson, LHP
- 1986 - Jim Bowie, 1B
- Mark Guthrie, LHP
- 1985 - Marty Lanoux, 3B
- 1984 - Mark Cooper, C
- 1983 - Mark Cooper, C
- Cal Santarelli, P
- 1980 - Don Schneider, P
- 1979 - Bobby Mariano, 3B
- 1976 - Paul Stefan, P
- Tony Toups, SS
- 1975 - Steve Frank, 1B
- Wally McMakin, 3B
- Pat Moock, P
- 1973 - Gerald Keigley, UT
- Pat Moock, P
- 1972 - Mike Miley, UT
- Randy Wiles, P
- 1971 - Craig Burns, OF
- 1969 - Tom Giles, C
- 1968 - Bob Leake, OF
- 1967 - Tom Giles, C

- Steve Ogin, OF
- 1964 - Steve George, P
- 1963 - Gene Achord, OF
- 1962 - Allen Smith, P
- 1961 - Allen Smith, P
- John Bailey, OF
- 1958 - Bob Loftin, P
- Al White, 2B
- 1953 - Jerry Marchand, C
- 1952 - Jerry Marchand, C
- Benny McArdle, P
- 1951 - Gene Murphy, C

SEC Player of the Year

- 2004 - Jon Zeringue, RF
- 2003 - Aaron Hill, SS
- 1996 - Eddy Furniss, 1B
- 1994 - Russ Johnson, SS
- 1993 - Todd Walker, 2B

SEC Freshman of the Year

- 2001 - Lane Mestepey, LHP
- 2000 - Mike Fontenot, 2B

Second-Team All-SEC

- 2004 - Clay Harris, 3B
- Ryan Patterson, LF
- 2003 - Nate Bumstead, RHP
- Blake Gill, 2B
- Jon Zeringue, OF
- 2002 - Wally Pontiff, 3B
- Jake Tompkins, RHP
- 2001 - Ryan Theriot, SS
- Todd Linden, OF
- Bryan Moore, 1B
- 1999 - Trey McClure, OF
- Jeff Leaumont, 1B
- 1998 - Trey McClure, 3B
- Brad Cresse, C
- Doug Thompson, RHP
- 1997 - Blair Barbier, 2B
- Eddy Furniss, 1B
- 1996 - Chad Cooley, OF
- Justin Bowles, OF
- Jason Williams, SS
- 1995 - Warren Morris, 2B
- 1994 - Scott Schultz, RHP
- 1993 - Harry Berrios, RF
- 1991 - Gary Hymel, C
- Lyle Mouton, RF
- Rich Cordani, LF
- 1990 - Rich Cordani, DH
- Paul Byrd, RHP
- 1989 - Craig Cala, RF
- Curtis Leskanic, RHP
- 1987 - Dave Cunningham, SS
- 1986 - Burke Broussard, 2B
- Jeff Reboulet, SS
- Albert Belle, RF
- Rob Leary, C
- Barry Manuel, RHP



Blair Barbier
1997 All-SEC



Brad Hawpe
2000 NCAA Regional
Most Outstanding Player

All-SEC Western Division (1951-85)

- 1985 - Jeff Reboulet, SS
- Marty Lanoux, 3B
- Robbie Smith, P
- 1984 - Mark Cooper, C
- Tim Sossamon, OF
- John Dixon, DH
- 1983 - Mark Cooper, C
- Cal Santarelli, P
- 1982 - Dan Karp, C
- Billy Donathan, P
- 1981 - Chip Moses, 2B
- 1980 - Don Schneider, P
- Mike Alvarez, P
- Randy Olson, 1B
- 1979 - Bobby Mariano, 3B
- Duane Dewey, C
- Pete Almaguer, 2B
- Mike Alvarez, P
- 1976 - Paul Stefan, P
- Tony Toups, SS
- 1975 - Steve Frank, 1B
- Wally McMakin, 3B
- Pat Moock, P
- Vaughn Meiners, OF
- Tommy Saizan, C
- 1974 - Randy Aldridge, OF
- Tom Charpentier, P
- Mike Miley, UT
- 1973 - Gerald Keigley, UT
- Pat Moock, P
- Mike Sonderegger, OF
- 1972 - Mike Miley, UT
- Randy Wiles, P
- 1971 - Craig Burns, OF
- Lou Farmer, P
- 1970 - Bill Bright, OF
- 1969 - Tom Giles, C
- 1968 - Bob Leake, OF
- Ron Hunt, UT
- 1967 - Tom Giles, C
- Steve Ogin, OF
- 1966 - Bruce Baudier, P
- 1964 - Steve George, P
- Gene Achord, OF
- Harry Morel, 3B
- 1963 - Gene Achord, OF
- Wiley Dial, P
- 1962 - Allen Smith, P
- Larry Edmondson, UT
- Jimmy Field, OF
- 1961 - John Bailey, OF
- Allen Smith, P
- Lynn Amedee, P
- Larry Edmondson, SS
- 1958 - Bob Loftin, P
- Al White, 2B
- 1953 - Jerry Marchand, C
- 1952 - Jerry Marchand, C
- Benny McArdle, P
- 1951 - Gene Murphy, C

SEC All-Tournament

- 2003 - Aaron Hill, SS
- 2002 - Matt Heath, OF
- 2001 - Matt Heath, C
- Todd Linden, OF
- 2000 - Brian Tallet, LHP
- Brad Hawpe, 1B
- Blair Barbier, 3B
- Wally Pontiff, OF
- Cedrick Harris, OF
- 1998 - Randy Keisler, LHP
- 1997 - Danny Higgins, DH
- Blair Barbier, 2B
- Brandon Larson, SS
- 1996 - Eddie Yarnall, LHP
- 1995 - Warren Morris, 2B
- Nathan Dunn, 3B
- Chad Cooley, OF
- Eddy Furniss, DH
- 1994 - Russ Johnson, SS
- Kevin Ainsworth, OF
- Brad Wilson, DH
- 1993 - Jason Williams, 3B
- Russ Johnson, SS
- Harry Berrios, OF
- Mike Neal, OF
- Will Hunt, LHP
- 1992 - Todd Walker, 2B
- Andy Sheets, SS
- Chris Moock, OF
- Mike Neal, DH
- Lloyd Peever, RHP
- Ronnie Rantz, LHP
- 1991 - Chris Moock, OF
- 1990 - Wes Grisham, OF
- Chad Ogea, RHP
- Scott Bethea, SS
- Ron Lim, OF
- 1988 - Rich Vasquez, OF
- 1987 - Dave Cunningham, SS
- Craig Faulkner, C
- 1986 - Jeff Yurtin, 3B
- Mike Papajohn, OF
- Albert Belle, OF
- Barry Manuel, P
- 1985 - Jeff Reboulet, SS
- 1979 - Bobby Mariano, 3B
- Steve Bollman, UT

Outstanding Player - SEC Tournament

- 2000 - Wally Pontiff, OF
- 1994 - Russ Johnson, SS
- 1993 - Harry Berrios, OF
- 1992 - Andy Sheets, SS
- 1986 - Jeff Yurtin, 3B

ABCA All South Region

- 2004 - Jon Zeringue (1st Team)
- Clay Harris, 3B (1st Team)
- J.C. Holt, CF (2nd Team)
- 2003 - Aaron Hill, SS (1st Team)
- Nate Bumstead, RHP (2nd Team)
- Ryan Patterson, DH (2nd Team)
- 2002 - Lane Mestepey, LHP
- 2001 - Todd Linden, OF
- Bryan Moore, 1B (2nd Team)
- Mike Fontenot, 2B (2nd Team)
- 2000 - Brad Cresse, C
- 1998 - Eddy Furniss, 1B
- Brad Cresse, C
- Randy Keisler, LHP (2nd team)
- 1997 - Brandon Larson, SS
- Patrick Coogan, RHP
- Mike Koerner, CF (2nd Team)
- 1996 - Eddy Furniss, 1B
- Jason Williams, SS
- Nathan Dunn, 3B
- Justin Bowles, OF
- Eddie Yarnall, LHP
- 1995 - Scott Schultz, RHP
- 1994 - Todd Walker, 2B
- Russ Johnson, SS
- 1993 - Todd Walker, 2B
- Harry Berrios, OF
- Brett Laxton, RHP
- 1992 - Lloyd Peever, RHP
- Todd Walker, 2B
- Rick Greene, RHP (2nd Team)
- 1991 - Tookie Johnson, 2B
- Rick Greene, RHP
- 1989 - Ben McDonald, RHP
- Wes Grisham, DH (2nd Team)
- 1986 - Barry Manuel, RHP
- Mark Guthrie, LHP (2nd Team)
- Jim Bowie, 1B (2nd Team)
- Jeff Reboulet, SS (2nd Team)
- 1984 - Mark Cooper, C
- 1983 - Cal Santarelli, P
- 1976 - Paul Stefan, P
- 1975 - Pat Moock, P
- Steve Frank, 1B
- Wally McMakin, INF

Brad Cresse
2000 Johnny Bench
Award Recipient



- INTRO
- THIS IS LSU
- PREVIEW
- TIGERS
- COACHES
- REVIEW
- HISTORY
- RECORDS**
- LSU
- MEDIA

LSU'S SEC BASEBALL CHAMPIONS

| YEAR | RECORD | PCT. | COACH | RUNNER-UP |
|------|--------|------|------------------|--------------------------------------|
| 1939 | 10-2 | .833 | Harry Rabenhorst | Auburn |
| 1943 | 11-3 | .786 | Red Swanson | Vanderbilt, Auburn |
| 1946 | 11-3 | .786 | Harry Rabenhorst | Alabama, Georgia |
| 1961 | 11-4 | .733 | Ray Didier | Auburn |
| 1975 | 19-3 | .863 | Jim Smith | Georgia |
| 1986 | 22-5 | .815 | Skip Bertman | Georgia |
| 1990 | 20-7 | .741 | Skip Bertman | Georgia |
| 1991 | 19-7 | .731 | Skip Bertman | Florida |
| 1992 | 18-6 | .750 | Skip Bertman | Florida |
| 1993 | 18-8-1 | .685 | Skip Bertman | Tennessee |
| 1996 | 20-10 | .667 | Skip Bertman | Tri-Champions with Florida & Alabama |
| 1997 | 22-7 | .759 | Skip Bertman | Alabama |
| 2003 | 20-9-1 | .683 | Smoke Laval | South Carolina |

NCAA Regional All-Tournament

2004 - Baton Rouge Regional

- Nate Bumstead, RHP
- Blake Gill, SS
- Will Harris, 1B
- J.C. Holt, CF
- Matt Liuzza, C
- Justin Meier, RHP
- Nick Stavinoha, DH
- Jon Zeringue, RF

2003 - Baton Rouge Regional

- Matt Liuzza, C
- Blake Gill, 2B
- Aaron Hill, SS
- Ivan Naccarata, 3B
- J.C. Holt, OF
- Ryan Patterson, DH

2002 - Baton Rouge Regional

- Chris Phillips, C
- Rocky Scelfo, 1B
- J.C. Holt, 2B
- Sean Barker, OF



J.C. Holt
2003 NCAA Regional
Most Outstanding Player

- Matt Heath, OF
- David Raymer, DH
- Jake Tompkins, RHP

2001 - Baton Rouge Regional

- Mike Fontenot, 2B
- Lane Mestepey, LHP
- Bryan Moore, 1B
- Wally Pontiff, 3B
- Zeph Zinsman, DH

2000 - Baton Rouge Regional

- Brad Hawpe, 1B
- Mike Fontenot, 2B
- Brad Cresse, C
- Johnnie Thibodeaux, OF
- Jeremy Witten, OF
- Wally Pontiff, OF
- Brian Tallet, LHP

1999 - Baton Rouge Regional

- Jeff Leaumont, 1B
- Ryan Theriot, 2B
- Jeremy Witten, OF
- Brad Hawpe, OF
- Trey McClure, DH
- Kurt Ainsworth, RHP
- Ben Saxon, RHP

1998 - South II Regional

- Brad Cresse, C
- Eddy Furniss, 1B
- Trey McClure, 2B
- Josh Dalton, SS
- Cedrick Harris, OF
- Wes Davis, DH
- Doug Thompson, RHP
- Brandon Bowe, RHP

1997 - South I Regional

- Eddy Furniss, 1B
- Brandon Larson, SS
- Trey McClure, 3B

- Tom Bernhardt, RF
- Mike Koerner, CF
- Doug Thompson, RHP
- Patrick Coogan, RHP

1996 - South II Regional

- Eddy Furniss, 1B
- Warren Morris, 2B
- Jason Williams, SS
- Nathan Dunn, 3B
- Chad Cooley, OF
- Eddie Yarnall, LHP

1995 - South Regional

- Scott Schultz, RHP
- Mike Klostermeyer, 1B

1994 - South Regional

- Todd Walker, 2B
- Russ Johnson, SS
- Chad Cooley, OF
- Brett Laxton, RHP
- Tim Lanier, C

1993 - South Regional

- Kenny Jackson, 1B
- Todd Walker, 2B
- Harry Berrios, OF
- Armando Rios, OF
- Mike Neal, DH
- Mike Sirotko, LHP

1992 - South I Regional

- Chris Mook, OF

1991 - South Regional

- Tookie Johnson, 2B
- Chris Mook, 3B
- Rich Cordani, OF
- Gary Hymel, C
- Mike Sirotko, LHP

1990 - South I Regional

- Chad Ogea, P
- Tim Clark, OF
- Lyle Mouton, DH
- Johnny Tellechea, 1B

1989 - Central Regional

- Ben McDonald, P
- Curtis Leskanic, P
- Wes Grisham, DH
- Tookie Johnson, 2B
- Matt Gruver, LF

1987 - South II Regional

- Dave Cunningham, SS
- Craig Faulkner, C
- Mike Papajohn, OF
- Gregg Patterson, LHP

1986 - South I Regional

- Jim Bowie, 1B
- Jeff Yurtin, 3B
- Albert Belle, OF
- Barry Manuel, P

1985 - Central Regional

- Tim Sossamon, OF

Outstanding Player

NCAA Regional Tournament

| | | |
|------|-------------|----------------------|
| 2004 | Baton Rouge | Blake Gill, SS |
| 2003 | Baton Rouge | J.C. Holt, OF |
| 2002 | Baton Rouge | Jake Tompkins, RHP |
| 2000 | Baton Rouge | Brad Hawpe, 1B |
| 1999 | Baton Rouge | Kurt Ainsworth, RHP |
| 1998 | South II | Eddy Furniss, 1B |
| 1997 | South I | Trey McClure, 3B |
| 1996 | South II | Jason Williams, SS |
| 1994 | South | Todd Walker, 2B |
| 1993 | South | Mike Sirotko, LHP |
| 1989 | Central | Ben McDonald, RHP |
| 1987 | South II | Gregg Patterson, LHP |
| 1986 | South I | Albert Belle, OF |

College World Series All-Tournament

| | |
|------|------------------------|
| 2000 | - Mike Fontenot, 2B |
| | - Blair Barbier, 3B |
| | - Ryan Theriot, SS |
| | - Brad Hawpe, DH |
| | - Trey Hodges, RHP |
| 1998 | - Cedrick Harris, OF |
| 1997 | - Eddy Furniss, 1B |
| | - Brandon Larson, SS |
| | - Mike Koerner, CF |
| | - Tom Bernhardt, RF |
| 1996 | - Tim Lanier, C |
| | - Justin Bowles, OF |
| | - Eddie Yarnall, LHP |
| 1994 | - Todd Walker, 2B |
| 1993 | - Adrian Antonini, C |
| | - Todd Walker, 2B |
| | - Jim Greely, OF |
| | - Armando Rios, OF |
| | - Brett Laxton, RHP |
| | - Mike Sirotko, LHP |
| 1991 | - Gary Hymel, C |
| | - Johnny Tellechea, 1B |
| | - Lyle Mouton, OF |
| | - Chad Ogea, RHP |
| 1990 | - Tim Clark, OF |
| | - Lyle Mouton, DH |
| 1987 | - Jack Voigt, OF |
| | - Gregg Patterson, LHP |

College World Series

Most Outstanding Player

| | |
|------|----------------------|
| 2000 | - Trey Hodges, RHP |
| 1997 | - Brandon Larson, SS |
| 1993 | - Todd Walker, 2B |
| 1991 | - Gary Hymel, C |

Dick Howser Award Winner

| | |
|------|--------------------|
| 1998 | - Eddy Furniss, 1B |
|------|--------------------|

Golden Spikes Award Winner

| | |
|------|---------------------|
| 1989 | - Ben McDonald, RHP |
|------|---------------------|

Smith Award Winner

| | |
|------|---------------------|
| 1989 | - Ben McDonald, RHP |
|------|---------------------|

Johnny Bench Award Winner

| | |
|------|------------------|
| 2000 | - Brad Cresse, C |
|------|------------------|

Golden Spikes Award Finalists

| | |
|------|----------------------|
| 2000 | - Brad Cresse, C |
| 1998 | - Eddy Furniss, 1B |
| 1997 | - Brandon Larson, SS |
| 1994 | - Todd Walker, 2B |
| | - Russ Johnson, SS |
| 1993 | - Todd Walker, 2B |
| 1992 | - Lloyd Peever, RHP |
| 1989 | - Ben McDonald, RHP |

Baseball America

National Player of the Year

| | |
|------|---------------------|
| 1989 | - Ben McDonald, RHP |
|------|---------------------|

Collegiate Baseball

National Player of the Year

| | |
|------|---------------------|
| 1992 | - Lloyd Peever, RHP |
| 1989 | - Ben McDonald, RHP |

Collegiate Baseball

National Freshman of the Year

| | |
|------|----------------------|
| 2001 | - Lane Mestepey, LHP |
| 2000 | - Mike Fontenot, 2B |
| 1993 | - Brett Laxton, RHP |
| 1992 | - Todd Walker, 2B |

Baseball America

National Freshman of the Year

| | |
|------|---------------------|
| 1993 | - Brett Laxton, RHP |
| 1992 | - Todd Walker, 2B |

Corbett Award

Outstanding Louisiana Amateur Athlete

| | |
|------|----------------------|
| 2001 | - Brad Cresse, C |
| 1998 | - Brandon Larson, SS |
| 1997 | - Warren Morris, 2B |
| 1995 | - Russ Johnson, SS |
| 1994 | - Todd Walker, 2B |

United States Olympians

| | |
|------|-------------------------------------|
| 2000 | - Kurt Ainsworth, RHP (Gold) |
| 1996 | - Warren Morris, 2B (Bronze) |
| | - Jason Williams, SS (Bronze) |
| | - Skip Bertman, Head Coach (Bronze) |
| 1992 | - Rick Greene, RHP |
| 1988 | - Ben McDonald, RHP (Gold) |
| | - Skip Bertman, Asst. Coach (Gold) |

ABCA Hall of Fame Member

| | |
|------|----------------|
| 2003 | - Skip Bertman |
|------|----------------|

Collegiate Baseball

National Coach of the Year

| | |
|------|----------------|
| 2000 | - Skip Bertman |
| 1997 | - Skip Bertman |
| 1996 | - Skip Bertman |
| 1993 | - Skip Bertman |
| 1991 | - Skip Bertman |

ABCA National Coach of the Year

| | |
|------|----------------|
| 2000 | - Skip Bertman |
| 1997 | - Skip Bertman |
| 1996 | - Skip Bertman |
| 1993 | - Skip Bertman |
| 1991 | - Skip Bertman |

The Sporting News

National Coach of the Year

| | |
|------|----------------|
| 1986 | - Skip Bertman |
|------|----------------|

Baseball America

National Coach of the Year

| | |
|------|----------------|
| 1996 | - Skip Bertman |
| 1986 | - Skip Bertman |

SEC Coach of the Year

| | |
|------|----------------|
| 2003 | - Smoke Laval |
| 1997 | - Skip Bertman |
| 1996 | - Skip Bertman |
| 1993 | - Skip Bertman |
| 1992 | - Skip Bertman |
| 1991 | - Skip Bertman |
| 1990 | - Skip Bertman |
| 1986 | - Skip Bertman |
| 1975 | - Jim Smith |

Louisiana Sportswriters Association

Coach of the Year

| | |
|------|----------------|
| 2004 | - Smoke Laval |
| 2003 | - Smoke Laval |
| 2002 | - Smoke Laval |
| 1998 | - Skip Bertman |
| 1993 | - Skip Bertman |
| 1992 | - Skip Bertman |
| 1990 | - Skip Bertman |
| 1986 | - Skip Bertman |
| 1985 | - Skip Bertman |

INTRO

THIS IS LSU

PREVIEW

TIGERS

COACHES

REVIEW

HISTORY

RECORDS

LSU

MEDIA

Television Appearances

LSU Record on TV: 195-101-2 (.658)

Final Scores in Parentheses; LSU Score Listed First

| | | | | | |
|---------|---------------------------------|---------------|---------|------------------------------|--------------------------|
| 4/22/84 | at Miami, Fla. (10-9) | ESPN | 6/9/93 | Long Beach State^ (8-10) | ESPN |
| 4/21/85 | at Miss. State (4-7) | ESPN | 6/11/93 | Long Beach State^ (6-5) | ESPN |
| 4/19/86 | Georgia (3-1) | WBRZ-TV | 6/12/93 | Wichita State^ (8-0) | CBS |
| 5/4/86 | Auburn (4-3) | Cablevision | 3/19/94 | TCU (15-10) | HSE |
| 5/19/86 | at Florida State (4-6) | ESPN | 3/22/94 | Arkansas State (16-1) | HSE |
| 5/30/86 | Loyola-Marymount^ (3-4) | ESPN | 5/13/94 | Miss. State (3-0) | HSE |
| 6/1/86 | Maine^ (8-4) | ESPN | 5/14/94 | Miss. State (4-7) | SportSouth |
| 6/5/86 | Miami, Fla.^ (3-4) | ESPN | 6/3/94 | Florida State^ (3-6) | ESPN |
| 5/29/87 | Florida State^ (6-2) | ESPN | 6/5/94 | Cal State-Fullerton^ (6-20) | ESPN2 |
| 6/1/87 | Oklahoma State^ (7-8) | ESPN | 4/8/95 | Kentucky (16-7) | SportSouth |
| 6/3/87 | Arkansas^ (5-2) | ESPN | 4/15/95 | at Ole Miss (2-1) | SportSouth |
| 6/5/87 | Stanford^ (5-6) | ESPN | 4/21/95 | at Arkansas (10-3) | HSE |
| 2/21/88 | Florida State (at Orlando, 9-4) | ESPN | 3/23/96 | at Florida (5-9) | SportsChannel |
| 4/17/88 | at Mississippi State (0-1) | ESPN | 3/24/96 | at Florida (1-2) | SportsChannel |
| 3/11/89 | Florida (10-0) | SportsChannel | 4/19/96 | Arkansas (2-3) | Prime |
| 3/12/89 | Florida (8-7) | HSE | 5/4/96 | at Auburn (6-0) | SportSouth |
| 3/12/89 | Florida (2-1) | ESPN | 6/1/96 | Wichita State^ (9-8) | ESPN2 |
| 3/18/89 | at Kentucky (11-7) | UKTV | 6/3/96 | Florida^ (9-4) | ESPN |
| 3/28/89 | at SW Louisiana (4-1) | KADN-TV | 6/6/96 | Florida^ (2-1) | ESPN |
| 4/1/89 | Alabama (13-6) | SportsChannel | 6/8/96 | Miami^ (9-8) | CBS |
| 4/8/89 | at Ole Miss (11-5) | SportsChannel | 3/22/97 | Florida (13-10) | Fox Sport South |
| 4/15/89 | Miss. State (DH, 3-4, 3-4) | HSE | 3/23/97 | Florida (9-5) | Sunshine |
| 5/13/89 | Auburn* (5-8) | SportsChannel | 5/3/97 | at Arkansas (11-5) | Fox Sport South |
| 6/3/89 | Miami, Fla.^ (2-5) | ESPN | 5/4/97 | at Arkansas (1-16) | Fox Sport Southwest |
| 6/5/89 | Long Beach State^ (8-5) | ESPN | 5/18/97 | Alabama* (2-12) | Fox Sport South |
| 6/6/89 | Miami, Fla.^ (6-3) | ESPN | 5/30/97 | Rice^ (5-4) | ESPN |
| 6/8/89 | Texas^ (7-12) | ESPN | 6/1/97 | Stanford^ (10-5) | ESPN |
| 2/9/90 | Wichita State (6-13) | ESPN | 6/4/97 | Stanford^ (13-9) | ESPN2 |
| 2/11/90 | North Carolina (8-5) | ESPN | 6/7/97 | Alabama^ (13-6) | CBS |
| 3/17/90 | at Miss. State (6-5) | SportsChannel | 3/8/98 | Georgia (14-9) | Jumbo Sports |
| 3/31/90 | Auburn (DH — 12-6, 5-6) | HSE | 3/22/98 | Arkansas (27-6) | Jumbo Sports |
| 4/1/90 | Auburn (7-17) | HSE | 4/4/98 | Mississippi State (3-8) | Fox Sports South |
| 4/8/90 | at Florida (5-3) | SportsChannel | 4/5/98 | Mississippi State (11-5) | Jumbo Sports |
| 4/28/90 | at Alabama (7-4) | SportsChannel | 4/19/98 | Alabama (7-3) | Jumbo Sports |
| 5/12/90 | Georgia (DH — 11-2, 5-2) | HSE | 4/24/98 | at Florida (13-5) | Sunshine |
| 5/19/90 | Vanderbilt* (13-5) | SportsChannel | 4/26/98 | at Florida (1-3) | Sunshine |
| 5/20/90 | Miss. State* (1-3) | SportsChannel | 5/3/98 | Tennessee (8-7) | Jumbo Sports |
| 6/2/90 | The Citadel^ (8-2) | ESPN | 5/15/98 | Mississippi State* (5-7) | Fox Sports South |
| 6/4/90 | Oklahoma State^ (1-7) | ESPN | 5/30/98 | Southern California^ (12-10) | CBS |
| 6/5/90 | The Citadel^ (6-1) | ESPN | 6/1/98 | Mississippi State^ (10-8) | ESPN |
| 6/7/90 | Oklahoma State^ (3-14) | ESPN | 6/4/98 | Southern California^ (4-5) | ESPN |
| 2/9/91 | Miss. State (6-4) | ESPN | 6/5/98 | Southern California^ (3-7) | ESPN |
| 2/10/91 | Oklahoma State (6-0) | ESPN | 3/14/99 | Florida (4-6) | Jumbo Sports |
| 2/23/91 | Texas A&M (DH — 13-8, 5-0) | HSE | 3/21/99 | at Arkansas (6-7) | Jumbo Sports |
| 4/6/91 | Florida (DH — 6-5, 5-3) | HSE | 3/28/99 | Ole Miss (10-4) | Jumbo Sports |
| 5/11/91 | at Georgia (10-4) | SportsChannel | 4/4/99 | at Tennessee (3-4) | Jumbo Sports |
| 5/18/91 | Miss. State* (8-2) | SportsChannel | 4/11/99 | Vanderbilt (9-2) | Jumbo Sports |
| 5/18/91 | Florida* (1-7) | SportsChannel | 4/17/99 | at Alabama (9-8) | Fox Sports South |
| 5/19/91 | Florida* (4-8) | SportsChannel | 4/18/99 | at Alabama (4-9) | Jumbo Sports |
| 5/31/91 | Florida^ (8-1) | ESPN | 4/24/99 | at Mississippi State (1-7) | Jumbo Sports |
| 6/2/91 | Fresno State^ (15-3) | ESPN | 4/25/99 | at Mississippi State (3-2) | Jumbo Sports |
| 6/5/91 | Florida^ (19-8) | ESPN | 5/2/99 | Auburn (11-2) | Jumbo Sports |
| 6/8/91 | Wichita State 3 (6-3) | CBS | 5/9/99 | at Georgia(11-11) | Jumbo Sports |
| 3/28/92 | Tennessee (DH — 3-1, 2-9) | HSE | 5/16/99 | Kentucky (6-4) | Jumbo Sports |
| 4/4/92 | at Florida (DH — 4-5, 2-0) | SportsChannel | 5/19/99 | Auburn*(2-6) | Alabama Cable Network |
| 4/5/92 | at Florida (5-3) | SportsChannel | 5/20/99 | Kentucky*(10-0) | Alabama Cable Network |
| 4/12/92 | Ole Miss (3-5) | TigerVision | 5/21/99 | Arkansas*(8-9) | Fox Sports South |
| 4/18/92 | Arkansas (DH — 12-2, 12-4) | HSE | 5/30/99 | East Carolina#(12-10) | Jumbo Sports |
| 4/19/92 | Arkansas (8-4) | TigerVision | 5/31/99 | East Carolina#(9-0) | Jumbo Sports |
| 4/25/92 | at Alabama (DH — 10-0, 8-7) | SportSouth | 6/4/99 | at Alabama%(6-13) | Alabama Cable Network |
| 5/9/92 | Miss. State (DH — 8-3, 5-3) | HSE | 6/5/99 | at Alabama%(5-13) | Alabama Cable Network |
| 5/10/92 | Miss. State (5-3) | Sunshine | 2/18/00 | Arizona State (8-4) | College Sports Southeast |
| 5/16/92 | Georgia * (5-3) | SportSouth | 2/25/00 | Houston (2-10) | College Sports Southeast |
| 5/17/92 | South Carolina 7 (6-3) | SportSouth | 3/12/00 | Georgia (13-3) | Guaranty Sports Network |
| 5/17/92 | Florida * (12-1) | SportSouth | 3/17/00 | at Vanderbilt (6-0) | College Sports Southeast |
| 3/27/93 | South Carolina (DH — 10-3, 6-1) | HSE | 3/18/00 | at Vanderbilt (17-4) | College Sports Southeast |
| 5/8/93 | Auburn (DH — 21-2, 8-9) | HSE | 3/22/00 | New Orleans (17-2) | College Sports Southeast |
| 5/15/93 | at Miss. State (DH — 3-4, 3-2) | SportSouth | 3/26/00 | South Carolina (7-9) | College Sports Southeast |
| 6/4/93 | Long Beach State^ (7-1) | ESPN | 3/31/00 | at Auburn (18-11) | College Sports Southeast |
| 6/6/93 | Texas A&M^ (13-8) | ESPN | 4/2/00 | at Auburn (12-10) | Guaranty Sports Network |
| | | | 4/9/00 | at Arkansas (17-11) | Guaranty Sports Network |
| | | | 4/15/00 | at Florida (10-4) | Sunshine Network |
| | | | 4/16/00 | at Florida (5-7) | Guaranty Sports Network |

Television Appearances

| | | | | | |
|---------|------------------------------|--------------------------|---------|-----------------------------------|---------------------------|
| 4/21/00 | Mississippi State (13-15) | College Sports Southeast | 6/2/02 | Louisiana-Lafayette (12-2) # | Pelican Sports Network |
| 4/23/00 | Mississippi State (3-10) | Guaranty Sports Network | 6/7/02 | at Rice (0-6) % | Jumbo Sports Network |
| 4/28/00 | at Ole Miss (12-6) | College Sports Southeast | 6/8/02 | at Rice (0-3) % | Jumbo Sports Network |
| 4/29/00 | at Ole Miss (4-6) | Fox Sports South | 3/1/03 | at Long Beach State (1-5) | Jumbo Sports Network |
| 4/30/00 | at Ole Miss (9-2) | Guaranty Sports Network | 3/2/03 | at Long Beach State (7-2) | Jumbo Sports Network |
| 5/7/00 | at Kentucky (4-7) | Guaranty Sports Network | 3/5/03 | Southeastern Louisiana (4-2) | Cox Sports Television |
| 5/12/00 | Alabama (11-4) | College Sports Southeast | 3/11/03 | at Tulane (4-5, 11 innings) | Jumbo Sports Network |
| 5/14/00 | Alabama (0-14) | Guaranty Sports Network | 3/16/03 | Florida (8-8, tie) | Louisiana Network |
| 5/17/00 | Georgia* (11-3) | College Sports Southeast | 3/18/03 | at Southern (rainout, 5th inning) | Cox Sports Television |
| 5/18/00 | Alabama* (18-12) | College Sports Southeast | 3/21/03 | at Georgia (12-5) | Comcast |
| 5/20/00 | Alabama* (6-5) | Fox Sports South | 3/23/03 | at Georgia (3-2) | Jumbo Sports Network |
| 5/21/00 | Florida* (9-6) | Fox Sports South | 3/25/03 | at New Orleans (4-5) | Cox Sports Television |
| 5/26/00 | Jackson State# (19-1) | Guaranty Sports Network | 3/30/03 | at Alabama (11-10) | Jumbo Sports Network |
| 5/28/00 | UL-Monroe# (5-3) | Guaranty Sports Network | 4/5/03 | South Carolina (5-8) | SEC-TV |
| 6/2/00 | UCLA% (8-2) | Guaranty Sports Network | 4/6/03 | South Carolina (12-4) | Louisiana Network |
| 6/3/00 | UCLA% (14-8) | Guaranty Sports Network | 4/9/03 | at Northwestern State (6-4) | Jumbo Sports Network |
| 6/10/00 | Texas^ (13-5) | ESPN2 | 4/13/03 | Ole Miss (13-5) | Louisiana Network |
| 6/12/00 | Southern California^ (10-4) | ESPN | 4/15/03 | Tulane (8-0) | Cox Sports Television |
| 6/15/00 | Florida State^ (6-3) | ESPN2 | 4/20/03 | at Vanderbilt (9-2) | Jumbo Sports Network |
| 6/17/00 | Stanford^ (6-5) | CBS | 4/25/03 | Tennessee (17-4) | Cox Sports Television |
| 2/17/01 | Houston (9-4) | College Sports Southeast | 4/26/03 | Tennessee (10-6) | Comcast |
| 2/17/01 | Houston (4-1) | College Sports Southeast | 4/27/03 | Tennessee (15-4) | Louisiana Network |
| 3/6/01 | Southern (11-11) | College Sports Southeast | 4/29/03 | Tulane (5-9) | College Sports Television |
| 3/7/01 | Tulane (3-13) | College Sports Southeast | 4/30/03 | New Orleans (7-2) | Cox Sports Television |
| 3/9/01 | at Georgia (7-8) | College Sports Southeast | 5/3/03 | at Mississippi State (0-5) | SEC-TV |
| 3/11/01 | at Georgia (3-4) | Guaranty Sports Network | 5/4/03 | at Mississippi State (6-1) | Jumbo Sports Network |
| 3/18/01 | Florida (10-7) | Guaranty Sports Network | 5/9/03 | Auburn (6-5) | Cox Sports Television |
| 3/23/01 | at Mississippi State (9-1) | Comcast Southeast | 5/11/03 | Auburn (8-14) | Louisiana Network |
| 3/24/01 | at Mississippi State (7-1) | SEC-TV | 5/18/03 | at Arkansas (6-2) | Jumbo Sports Network |
| 3/25/01 | at Mississippi State (0-13) | Guaranty Sports Network | 5/22/03 | Arkansas (5-4) * | Comcast |
| 4/1/01 | Kentucky (5-9) | Guaranty Sports Network | 5/23/03 | Mississippi State (7-2) * | SEC-TV |
| 4/6/01 | at South Carolina (5-3) | SEC-TV | 5/24/03 | Mississippi State (17-5) * | Comcast |
| 4/8/01 | at South Carolina (2-4) | Guaranty Sports Network | 5/25/03 | Alabama (3-10) * | SEC-TV |
| 4/14/01 | Ole Miss (10-23) | SEC-TV | 5/30/03 | Northeastern (11-8) # | Jumbo Sports Network |
| 4/15/01 | Ole Miss (6-3) | Guaranty Sports Network | 5/31/03 | Tulane (13-5) # | Jumbo Sports Network |
| 4/22/01 | Vanderbilt (18-2) | Guaranty Sports Network | 6/1/03 | UNC-Wilmington (9-8, 11 inn.) # | Jumbo Sports Network |
| 4/27/01 | at Alabama (4-2) | College Sports Southeast | 6/6/03 | Baylor (1-4) % | ESPN Grand Slam |
| 4/28/01 | at Alabama (8-7) | College Sports Southeast | 6/7/03 | Baylor (6-5) % | ESPN2 |
| 4/29/01 | at Alabama (8-3) | Guaranty Sports Network | 6/8/03 | Baylor (20-5) % | ESPN |
| 5/1/01 | at New Orleans (12-1) | College Sports Southeast | 6/13/03 | Cal State Fullerton (2-8) ^ | ESPN2 |
| 5/4/01 | at Arkansas (1-8) | College Sports Southeast | 6/15/03 | South Carolina (10-11) ^ | ESPN |
| 5/6/01 | at Arkansas (3-4) | Guaranty Sports Network | 2/14/04 | at Central Florida (17-4) | Jumbo Sports Network |
| 5/11/01 | Auburn (20-5) | College Sports Southeast | 2/15/04 | at Central Florida (5-6, 10 inn.) | Jumbo Sports Network |
| 5/12/01 | Auburn (5-7) | College Sports Southeast | 3/2/04 | at Tulane (6-0) | Jumbo Sports Network |
| 5/13/01 | Auburn (7-9) | Guaranty Sports Network | 3/9/04 | at UL-Monroe (6-1) | Jumbo Sports Network |
| 5/16/01 | Florida (10-0) * | College Sports Southeast | 3/21/04 | at South Carolina (12-7) | Jumbo Sports Network |
| 5/17/01 | Ole Miss (13-2) * | College Sports Southeast | 3/30/04 | at New Orleans (12-5) | Jumbo Sports Network |
| 5/19/01 | Ole Miss (12-6) * | SEC-TV | 4/4/04 | at Auburn (3-2) | Jumbo Sports Network |
| 5/20/01 | Mississippi State (1-4) * | SEC-TV | 4/10/04 | Arkansas (10-11, 10 inn.) | SEC-TV |
| 5/25/01 | Minnesota (10-9) # | College Sports Southeast | 4/11/04 | Arkansas (5-7) | Cox Sports Television |
| 5/26/01 | Va. Commonwealth (13-9) # | College Sports Southeast | 4/16/04 | Georgia (6-5, 10 inn.) | Cox Sports Television |
| 5/27/01 | Va. Commonwealth (7-10) # | College Sports Southeast | 4/20/04 | at Southern (21-10) | Cox Sports Television |
| 5/27/01 | Va. Commonwealth (14-9) # | College Sports Southeast | 4/24/04 | at Tennessee (11-5) | Comcast Sports |
| 6/1/01 | at Tulane (4-3) % | College Sports Southeast | 4/25/04 | at Tennessee (11-1) | Jumbo Sports Network |
| 6/2/01 | at Tulane (4-9) % | College Sports Southeast | 4/27/04 | Tulane (9-5) | Cox Sports Television |
| 6/3/01 | at Tulane (1-7) % | College Sports Southeast | 5/9/04 | at Kentucky (11-8) | Jumbo Sports Network |
| 2/24/02 | at Houston (11-12) | Jumbo Sports Network | 5/22/04 | at Ole Miss (11-4) | SEC-TV |
| 3/19/02 | at Louisiana-Lafayette (0-7) | Jumbo Sports Network | 5/23/04 | at Ole Miss (14-6) | Jumbo Sports Network |
| 3/24/02 | at Ole Miss (7-10) | Jumbo Sports Network | 5/26/04 | Florida (4-5, 10 inn.) * | Comcast Sports |
| 4/7/02 | at Auburn (9-5) | Jumbo Sports Network | 5/27/04 | Georgia (0-1) * | Comcast Sports |
| 4/10/02 | at Tulane (9-5) | Jumbo Sports Network | 6/4/04 | Army (9-0) # | Cox Sports Television |
| 4/21/02 | at South Carolina (3-4) | Jumbo Sports Network | 6/5/04 | Southern Miss (6-2) # | Cox Sports Television |
| 5/4/02 | at Tennessee (1-2) | SEC-TV | 6/6/04 | College of Charleston (11-3) # | Cox Sports Television |
| 5/5/02 | at Tennessee (6-2) | Jumbo Sports Network | 6/12/04 | Texas A&M (11-8) % | ESPN2 |
| 5/10/02 | at Florida (5-4) | Sunshine Network | 6/13/04 | Texas A&M (4-0) % | ESPN2 |
| 5/12/02 | at Florida (8-5) | Jumbo Sports Network | 6/19/04 | Miami, Fla. (5-9) ^ | ESPN |
| 5/22/02 | Auburn (2-1) * | Comcast Southeast | 6/21/04 | South Carolina (4-15) ^ | ESPN2 |
| 5/23/02 | South Carolina (8-3) * | Comcast Southeast | | | |
| 5/25/02 | South Carolina (8-10) * | SEC-TV | | | |
| 5/25/02 | South Carolina (4-5) * | Comcast Southeast | | | |
| 5/31/02 | Southern (5-4) # | Comcast Southeast | | | |
| 6/1/02 | Louisiana-Lafayette (0-5) # | Pelican Sports Network | | | |
| 6/1/02 | Tulane (4-2) # | Pelican Sports Network | | | |
| 6/2/02 | Louisiana-Lafayette (12-2) # | Pelican Sports Network | | | |

^ - College World Series
 * - SEC Tournament
 # - NCAA Regional
 % - NCAA Super Regional

INTRO
 THIS IS LSU
 PREVIEW
 TIGERS
 COACHES
 REVIEW
 HISTORY
RECORDS
 LSU
 MEDIA

NCAA Tournament Results

INTRO

THIS IS LSU

PREVIEW

TIGERS

COACHES

REVIEW

HISTORY

RECORDS

LSU

MEDIA

2004 COLLEGE WORLD SERIES AT OMAHA, NEB.

| | | | |
|---|----------------|----|-----|
| 5 | Miami (Fla.) | 9 | (L) |
| 4 | South Carolina | 15 | (L) |

Won 0, Lost 2 -- Finished 7th

2004 SUPER REGIONAL AT BATON ROUGE, LA.

| | | | |
|----|-----------|---|-----|
| 11 | Texas A&M | 8 | (W) |
| 4 | Texas A&M | 0 | (W) |

2004 REGIONAL TOURNAMENT AT BATON ROUGE, LA.

| | | | |
|----|-----------------------|---|-----|
| 9 | Army | 0 | (W) |
| 6 | Southern Miss | 2 | (W) |
| 11 | College of Charleston | 3 | (W) |

Won 3, Lost 0 -- Finished 1st

2003 COLLEGE WORLD SERIES AT OMAHA, NEB.

| | | | |
|----|---------------------|----|-----|
| 2 | Cal State Fullerton | 8 | (L) |
| 10 | South Carolina | 11 | (L) |

Won 0, Lost 2 - Finished 7th

2003 SUPER REGIONAL AT BATON ROUGE, LA.

| | | | |
|----|--------|---|-----|
| 1 | Baylor | 4 | (L) |
| 6 | Baylor | 5 | (W) |
| 20 | Baylor | 5 | (W) |

2003 REGIONAL TOURNAMENT AT BATON ROUGE, LA.

| | | | |
|----|--------------------------|---|-----|
| 11 | Northeastern | 8 | (W) |
| 13 | Tulane | 5 | (W) |
| 9 | UNC-Wilmington (11 inn.) | 8 | (W) |

Won 3, Lost 0 - Finished 1st

2002 SUPER REGIONAL AT HOUSTON, TEXAS

| | | | |
|---|------|---|-----|
| 0 | Rice | 6 | (L) |
| 0 | Rice | 3 | (L) |

2002 REGIONAL TOURNAMENT AT BATON ROUGE, LA.

| | | | |
|----|--------------|---|-----|
| 5 | Southern | 4 | (W) |
| 0 | UL-Lafayette | 5 | (L) |
| 4 | Tulane | 2 | (W) |
| 12 | UL-Lafayette | 2 | (W) |
| 12 | UL-Lafayette | 2 | (W) |

Won 4, Lost 1 - Finished 1st

2001 SUPER REGIONAL AT METAIRIE, LA.

| | | | |
|---|---------------------|---|-----|
| 4 | Tulane (13 innings) | 3 | (W) |
| 4 | Tulane | 9 | (L) |
| 1 | Tulane | 7 | (L) |

2001 REGIONAL TOURNAMENT AT BATON ROUGE, LA.

| | | | |
|----|-----------------------|----|-----|
| 10 | Minnesota | 9 | (W) |
| 13 | Virginia Commonwealth | 9 | (W) |
| 7 | Virginia Commonwealth | 10 | (L) |
| 14 | Virginia Commonwealth | 9 | (W) |

Won 3, Lost 1 - Finished 1st

2000 COLLEGE WORLD SERIES AT OMAHA, NEB.

| | | | |
|----|---------------------|---|-----|
| 13 | Texas | 5 | (W) |
| 10 | Southern California | 4 | (W) |
| 6 | Florida State | 3 | (W) |
| 6 | Stanford | 5 | (W) |

Won 4, Lost 0 - Finished 1st



Ryan Theriot was named to the 2000 CWS All-Tournament team.

2000 SUPER REGIONAL AT BATON ROUGE, LA.

| | | | |
|----|------|---|-----|
| 8 | UCLA | 2 | (W) |
| 14 | UCLA | 8 | (W) |

2000 REGIONAL TOURNAMENT AT BATON ROUGE, LA.

| | | | |
|----|---------------|---|-----|
| 19 | Jackson State | 1 | (W) |
| 21 | UL-Monroe | 0 | (W) |
| 5 | UL-Monroe | 3 | (W) |

Won 3, Lost 0 - Finished 1st

1999 SUPER REGIONAL AT TUSCALOOSA, ALA.

| | | | |
|---|---------|----|-----|
| 6 | Alabama | 13 | (L) |
| 5 | Alabama | 13 | (L) |

1999 REGIONAL TOURNAMENT AT BATON ROUGE, LA.

| | | | |
|----|---------------|----|-----|
| 11 | NE Louisiana | 4 | (W) |
| 10 | East Carolina | 11 | (L) |
| 6 | Southern | 3 | (W) |
| 12 | East Carolina | 10 | (W) |
| 9 | East Carolina | 0 | (W) |

Won 4, Lost 1 - Finished 1st

1998 COLLEGE WORLD SERIES AT OMAHA, NEB.

| | | | |
|----|---------------------|----|-----|
| 12 | Southern California | 10 | (W) |
| 10 | Mississippi State | 8 | (W) |
| 4 | Southern California | 5 | (L) |
| 3 | Southern California | 7 | (L) |

Won 2, Lost 2 - Finished 3rd

1998 SOUTH II REGIONAL TOURNAMENT AT BATON ROUGE, LA.

| | | | |
|----|---------------------|----|-----|
| 18 | Nicholls State | 4 | (W) |
| 15 | Southwestern La. | 6 | (W) |
| 13 | Cal State-Fullerton | 11 | (W) |
| 14 | Cal State-Fullerton | 3 | (W) |

Won 4, Lost 0 - Finished 1st

1997 COLLEGE WORLD SERIES AT OMAHA, NEB.

| | | | |
|----|----------|---|-----|
| 5 | Rice | 4 | (W) |
| 10 | Stanford | 5 | (W) |
| 13 | Stanford | 9 | (W) |
| 13 | Alabama | 6 | (W) |

Won 4, Lost 0 - Finished 1st

1997 SOUTH I REGIONAL TOURNAMENT AT BATON ROUGE, LA.

| | | | |
|----|----------------------------|----|-----|
| 14 | UNC-Greensboro | 0 | (W) |
| 14 | Oklahoma | 3 | (W) |
| 5 | South Alabama | 11 | (L) |
| 14 | Long Beach State (11 inn.) | 7 | (W) |
| 14 | South Alabama | 4 | (W) |
| 15 | South Alabama | 4 | (W) |

Won 5, Lost 1 - Finished 1st

1996 COLLEGE WORLD SERIES AT OMAHA, NEB.

| | | | |
|---|---------------|---|-----|
| 9 | Wichita State | 8 | (W) |
| 9 | Florida | 4 | (W) |
| 2 | Florida | 1 | (W) |
| 9 | Miami (Fla.) | 8 | (W) |

Won 4, Lost 0 - Finished 1st

1996 SOUTH II REGIONAL TOURNAMENT AT BATON ROUGE, LA.

| | | | |
|----|--------------|----|-----|
| 9 | Austin Peay | 3 | (W) |
| 7 | UNLV | 6 | (W) |
| 17 | New Orleans | 4 | (W) |
| 29 | Georgia Tech | 13 | (W) |

Won 4, Lost 0 - Finished 1st

1995 SOUTH REGIONAL TOURNAMENT AT BATON ROUGE, LA.

| | | | |
|----|------------------|----|-----|
| 5 | Central Michigan | 3 | (W) |
| 7 | Rice | 15 | (L) |
| 10 | Central Michigan | 5 | (W) |
| 9 | Rice | 16 | (L) |

Won 2, Lost 2 - Finished 3rd

1994 COLLEGE WORLD SERIES AT OMAHA, NEB.

| | | | |
|---|---------------------|----|-----|
| 3 | Florida State | 6 | (L) |
| 6 | Cal State-Fullerton | 20 | (L) |

Won 0, Lost 2 - Finished 7th

1994 SOUTH REGIONAL TOURNAMENT AT BATON ROUGE, LA.

| | | | |
|----|------------------|----|-----|
| 10 | Southeastern La. | 6 | (W) |
| 6 | Fresno State | 2 | (W) |
| 6 | Southern Cal | 2 | (W) |
| 12 | Southern Cal | 10 | (W) |

Won 4, Lost 0 - Finished 1st

1993 COLLEGE WORLD SERIES AT OMAHA, NEB.

| | | | |
|----|------------------|----|-----|
| 7 | Long Beach State | 1 | (W) |
| 13 | Texas A&M | 8 | (W) |
| 8 | Long Beach State | 10 | (L) |
| 6 | Long Beach State | 5 | (W) |
| 8 | Wichita State | 0 | (W) |

Won 4, Lost 1 - CWS Champions

1993 SOUTH REGIONAL TOURNAMENT AT BATON ROUGE, LA.

| | | | |
|----|------------------|----|-----|
| 7 | Western Carolina | 2 | (W) |
| 12 | Kent State | 15 | (L) |
| 13 | Baylor | 6 | (W) |
| 11 | South Alabama | 4 | (W) |
| 9 | South Alabama | 4 | (W) |

Won 4, Lost 1 - Finished 1st

1992 SOUTH I REGIONAL TOURNAMENT AT BATON ROUGE, LA.

| | | | |
|---|---------------------|----|-----|
| 8 | Providence | 1 | (W) |
| 0 | Ohio State | 5 | (L) |
| 7 | Tulane | 3 | (W) |
| 0 | Cal State-Fullerton | 11 | (L) |

Won 2, Lost 2 - Finished 3rd

1991 COLLEGE WORLD SERIES AT OMAHA, NEB.

| | | | |
|----|---------------|---|-----|
| 8 | Florida | 1 | (W) |
| 15 | Fresno State | 3 | (W) |
| 19 | Florida | 8 | (W) |
| 6 | Wichita State | 3 | (W) |

Won 4, Lost 0 - CWS Champions

1991 SOUTH REGIONAL TOURNAMENT AT BATON ROUGE, LA.

| | | | |
|----|--------------------|---|-----|
| 13 | Northwestern State | 2 | (W) |
| 4 | Oklahoma | 3 | (W) |
| 7 | Texas A&M | 1 | (W) |
| 8 | Southwestern La. | 5 | (W) |

Won 4, Lost 0 - Finished 1st

1990 COLLEGE WORLD SERIES AT OMAHA, NEB.

| | | | |
|---|----------------|----|-----|
| 8 | The Citadel | 2 | (W) |
| 1 | Oklahoma State | 7 | (L) |
| 6 | The Citadel | 1 | (W) |
| 3 | Oklahoma State | 14 | (L) |

Won 2, Lost 2 - Finished 3rd (tie)



The 1986 Tigers earned LSU's first College World Series berth.

- INTRO
- THIS IS LSU
- PREVIEW
- TIGERS
- COACHES
- REVIEW
- HISTORY
- RECORDS
- LSU
- MEDIA

NCAA Tournament Results



The 1987 Tigers became the first SEC team to make back-to-back CWS trips.

1990 SOUTH I REGIONAL TOURNAMENT AT BATON ROUGE, LA.

| | | | |
|----|------------------|---|-----|
| 8 | Southwestern La. | 0 | (W) |
| 11 | Georgia Tech | 5 | (W) |
| 4 | Southern Cal | 5 | (L) |
| 6 | Houston | 4 | (W) |
| 5 | Southern Cal | 4 | (W) |
| 7 | Southern Cal | 6 | (W) |

Won 5, Lost 1 - Finished 1st

1989 COLLEGE WORLD SERIES AT OMAHA, NEB.

| | | | |
|---|------------------|----|-----|
| 2 | Miami (Fla.) | 5 | (L) |
| 8 | Long Beach State | 5 | (W) |
| 6 | Miami (Fla.) | 3 | (W) |
| 7 | Texas | 12 | (L) |

Won 2, Lost 2 - Finished 3rd (tie)

1989 CENTRAL REGIONAL TOURNAMENT AT COLLEGE STATION, TEXAS

| | | | |
|----|------------------------|----|-----|
| 12 | Nevada-Las Vegas | 10 | (W) |
| 4 | South Alabama | 6 | (L) |
| 13 | Nevada-Las Vegas | 8 | (W) |
| 6 | South Alabama | 5 | (W) |
| 13 | Texas A&M | 5 | (W) |
| 5 | Texas A&M (11 innings) | 4 | (W) |

Won 5, Lost 1 - Finished 1st

1987 COLLEGE WORLD SERIES AT OMAHA, NEB.

| | | | |
|---|----------------------------|---|-----|
| 6 | Florida State (10 innings) | 2 | (W) |
| 7 | Oklahoma State | 8 | (L) |
| 5 | Arkansas | 2 | (W) |
| 5 | Stanford (10 innings) | 6 | (L) |

Won 2, Lost 2 - Finished 4th

1987 SOUTH II REGIONAL TOURNAMENT AT NEW ORLEANS, LA.

| | | | |
|----|---------------------|---|-----|
| 5 | Tulane | 3 | (W) |
| 14 | New Orleans | 1 | (W) |
| 3 | New Orleans | 0 | (W) |
| 7 | Cal State-Fullerton | 3 | (W) |

Won 4, Lost 0 - Finished 1st

NCAA TOURNAMENT RECORD

| YEAR | W | L | PCT. |
|--------------|------------|-----------|-------------|
| 2004 | 5 | 2 | .714 |
| 2003 | 5 | 3 | .625 |
| 2002 | 4 | 3 | .571 |
| 2001 | 4 | 3 | .571 |
| 2000 | 9 | 0 | 1.000 |
| 1999 | 4 | 3 | .571 |
| 1998 | 6 | 2 | .750 |
| 1997 | 9 | 1 | .900 |
| 1996 | 8 | 0 | 1.000 |
| 1995 | 2 | 2 | .500 |
| 1994 | 4 | 2 | .667 |
| 1993 | 8 | 2 | .800 |
| 1992 | 2 | 2 | .500 |
| 1991 | 8 | 0 | 1.000 |
| 1990 | 7 | 3 | .700 |
| 1989 | 7 | 3 | .700 |
| 1987 | 6 | 2 | .750 |
| 1986 | 5 | 2 | .714 |
| 1985 | 0 | 2 | .000 |
| 1975 | 1 | 2 | .333 |
| Total | 104 | 39 | .727 |

(29-17 in CWS; 7-7 in Super Regionals;
68-15 in Regionals)



Gregg Patterson earned four wins in the 1987 NCAA Tournament.

College World Series Record

| YEAR | W | L | Finish |
|--------------|-----------|-----------|-------------|
| 1986 | 1 | 2 | 5th |
| 1987 | 2 | 2 | 4th |
| 1989 | 2 | 2 | 3rd |
| 1990 | 2 | 2 | 3rd |
| 1991 | 4 | 0 | 1st |
| 1993 | 4 | 1 | 1st |
| 1994 | 0 | 2 | 7th |
| 1996 | 4 | 0 | 1st |
| 1997 | 4 | 0 | 1st |
| 1998 | 2 | 2 | 3rd |
| 2000 | 4 | 0 | 1st |
| 2003 | 0 | 2 | 7th |
| 2004 | 0 | 2 | 7th |
| TOTAL | 29 | 17 | .630 |

1986 COLLEGE WORLD SERIES AT OMAHA, NEB.

| | | | |
|---|------------------|---|-----|
| 3 | Loyola-Marymount | 4 | (L) |
| 8 | Maine | 4 | (W) |
| 3 | Miami, Fla. | 4 | (L) |

Won 1, Lost 2 - Finished 5th

1986 SOUTH I REGIONAL TOURNAMENT AT BATON ROUGE, LA.

| | | | |
|----|----------------|----|-----|
| 14 | Jackson State | 11 | (W) |
| 8 | Oklahoma | 5 | (W) |
| 7 | Louisiana Tech | 4 | (W) |
| 7 | Tulane | 6 | (W) |

Won 4, Lost 0 - Finished 1st

2004

TOURNAMENT AT BIRMINGHAM, ALA.

| | | |
|---|----------------------|---|
| 4 | Florida (10 innings) | 5 |
| 0 | Georgia | 1 |

Won 0, Lost 2 - Finished 7th

2003

TOURNAMENT AT BIRMINGHAM, ALA.

| | | |
|----|-------------|----|
| 5 | Arkansas | 4 |
| 7 | Miss. State | 2 |
| 17 | Miss. State | 5 |
| 3 | Alabama | 10 |

Won 3, Lost 1 - Finished 2nd

2002

TOURNAMENT AT BIRMINGHAM, ALA.

| | | |
|---|----------------|----|
| 2 | Auburn | 1 |
| 8 | South Carolina | 3 |
| 8 | South Carolina | 10 |
| 4 | South Carolina | 5 |

Won 2, Lost 2 - Finished 3rd

2001

TOURNAMENT AT BIRMINGHAM, ALA.

| | | |
|----|-------------|---|
| 10 | Florida | 0 |
| 13 | Ole Miss | 2 |
| 12 | Ole Miss | 6 |
| 1 | Miss. State | 4 |

Won 3, Lost 1 - Finished 2nd

2000

TOURNAMENT AT BIRMINGHAM, ALA.

| | | |
|----|---------|----|
| 11 | Georgia | 3 |
| 18 | Alabama | 12 |
| 6 | Alabama | 5 |
| 9 | Florida | 6 |

Won 4, Lost 0 - Finished 1st

1999

TOURNAMENT AT BIRMINGHAM, ALA.

| | | |
|----|----------|---|
| 2 | Auburn | 6 |
| 10 | Kentucky | 0 |
| 8 | Arkansas | 9 |

Won 1, Lost 2 - Finished 5th

1998

TOURNAMENT AT BIRMINGHAM, ALA.

| | | |
|---|-------------------|---|
| 4 | Arkansas | 8 |
| 6 | South Carolina | 0 |
| 5 | Mississippi State | 7 |

Won 1, Lost 2 - Finished 5th

1997

TOURNAMENT AT COLUMBUS, GA.

| | | |
|----|-----------|----|
| 5 | Auburn | 2 |
| 12 | Tennessee | 5 |
| 12 | Alabama | 7 |
| 2 | Alabama | 12 |

Won 3, Lost 1 - Finished 2nd

1996

TOURNAMENT AT BIRMINGHAM, ALA.

| | | |
|----|-----------|----|
| 3 | Tennessee | 1 |
| 2 | Florida | 6 |
| 11 | Kentucky | 12 |

Won 1, Lost 2 - Finished 4th

1995

WESTERN DIVISION TOURNAMENT AT STARKVILLE, MISS.

| | | |
|----|-------------|---|
| 8 | Alabama | 9 |
| 14 | Miss. State | 6 |
| 7 | Auburn | 5 |
| 7 | Arkansas | 6 |
| 8 | Alabama | 9 |

Won 3, Lost 2 - Finished 2nd

1994

WESTERN DIVISION TOURNAMENT AT OXFORD, MISS.

| | | |
|---|----------|---|
| 3 | Alabama | 2 |
| 6 | Arkansas | 4 |
| 3 | Auburn | 2 |
| 5 | Auburn | 4 |

Won 4, Lost 0 - Finished 1st

1993

WESTERN DIVISION TOURNAMENT AT BATON ROUGE, LA.

| | | |
|----|-------------|---|
| 6 | Ole Miss | 1 |
| 3 | Miss. State | 5 |
| 13 | Arkansas | 7 |
| 16 | Auburn | 5 |
| 7 | Miss. State | 3 |

Won 4, Lost 1 - Finished 1st

1992

TOURNAMENT AT NEW ORLEANS, LA.

| | | |
|----|----------------|---|
| 7 | Vanderbilt | 2 |
| 8 | Arkansas | 1 |
| 1 | Florida | 3 |
| 5 | Georgia | 3 |
| 6 | South Carolina | 3 |
| 12 | Florida | 1 |

Won 5, Lost 1 - Finished 1st

1991

TOURNAMENT AT BATON ROUGE, LA.

| | | |
|---|-------------|---|
| 8 | Kentucky | 7 |
| 8 | Miss. State | 2 |
| 1 | Florida | 7 |
| 9 | Miss. State | 4 |
| 4 | Florida | 8 |

Won 3, Lost 2 - Finished 2nd

1990

TOURNAMENT AT BIRMINGHAM, ALA.

| | | |
|----|-------------|---|
| 6 | Florida | 4 |
| 17 | Miss. State | 8 |
| 13 | Vanderbilt | 5 |
| 1 | Miss. State | 3 |

Won 3, Lost 1 - Finished 1st (tie)


(championship game canceled due to rain; LSU and Mississippi State declared tournament co-champions)

1989

TOURNAMENT AT GAINESVILLE, FLA.

| | | |
|---|---------|---|
| 6 | Georgia | 3 |
| 6 | Florida | 8 |
| 5 | Auburn | 8 |

Won 1, Lost 2 - Finished 4th



All-American Wes Grisham helped the 1990 Tigers collect an SEC-record 807 hits.

- INTRO
- THIS IS LSU
- PREVIEW
- TIGERS
- COACHES
- REVIEW
- HISTORY
- RECORDS
- LSU
- MEDIA

SEC Post-Season Results

1988

TOURNAMENT AT STARKVILLE, MISS.

| | | |
|---|----------|---|
| 7 | Kentucky | 9 |
| 7 | Georgia | 3 |
| 2 | Florida | 7 |

Won 1, Lost 2 - Finished 5th

1987

TOURNAMENT AT ATHENS, GA.

| | | |
|---|-------------|----|
| 8 | Auburn | 9 |
| 4 | Georgia | 2 |
| 4 | Kentucky | 1 |
| 4 | Auburn | 2 |
| 3 | Miss. State | 13 |

Won 3, Lost 2 - Finished 2nd

1986

TOURNAMENT AT BATON ROUGE, LA.

| | | |
|----|---------|---|
| 10 | Georgia | 6 |
| 10 | Alabama | 7 |
| 8 | Georgia | 4 |

Won 3, Lost 0 - Finished 1st

1985

TOURNAMENT AT BATON ROUGE, LA.

| | | |
|---|---------|---|
| 6 | Georgia | 8 |
| 2 | Florida | 5 |

Won 0, Lost 2 - Finished 4th

1979

TOURNAMENT AT STARKVILLE, MISS.

| | | |
|---|-------------|----|
| 5 | Florida | 2 |
| 5 | Miss. State | 12 |
| 1 | Florida | 5 |

1975

| | | |
|---|-------------|---|
| 6 | Georgia (H) | 5 |
| 8 | Georgia (A) | 3 |

LSU won series 2-0 to claim SEC title

1968

| | | |
|---|-------------|---|
| 4 | Alabama (H) | 6 |
|---|-------------|---|

Alabama won single-game playoff to claim West Division title

1967

| | | |
|---|--------------|---|
| 2 | Ole Miss (A) | 6 |
|---|--------------|---|

Ole Miss won single-game playoff to claim West Division title

1961

| | | |
|---|------------|---|
| 4 | Auburn (A) | 3 |
| 6 | Auburn (H) | 5 |

LSU won series 2-0 to claim SEC title



Trey McClure served as team captain of LSU's 1997 SEC Championship squad.

SEC POST-SEASON RECORD

| YEAR | W | L | PCT. |
|-------------------|-----------|-----------|-------------|
| 2004 | 0 | 2 | .000 |
| 2003 | 3 | 1 | .750 |
| 2002 | 2 | 2 | .500 |
| 2001 | 3 | 1 | .750 |
| 2000 | 4 | 0 | 1.000 |
| 1999 | 1 | 2 | .333 |
| 1998 | 1 | 2 | .333 |
| 1997 | 3 | 1 | .750 |
| 1996 | 1 | 2 | .333 |
| 1995 | 3 | 2 | .667 |
| 1994 | 4 | 0 | 1.000 |
| 1993 | 4 | 1 | .800 |
| 1992 | 5 | 1 | .833 |
| 1991 | 3 | 2 | .600 |
| 1990 | 3 | 1 | .750 |
| 1989 | 1 | 2 | .333 |
| 1988 | 1 | 2 | .333 |
| 1987 | 3 | 2 | .600 |
| 1986 | 3 | 0 | 1.000 |
| 1985 | 0 | 2 | .000 |
| 1979 | 1 | 2 | .333 |
| 1975 | 2 | 0 | 1.000 |
| 1968 | 0 | 1 | .000 |
| 1967 | 0 | 1 | 1.000 |
| 1961 | 2 | 0 | 1.000 |
| Total | 53 | 32 | .624 |
| (Tournament only) | 49 | 30 | .620 |

Outstanding Pitching Performances

PERFECT GAMES (SINCE 1965)

| | DATE | IP | H | BB | SO |
|-----------------|-------------|----|---|----|----|
| Bruce Baudier | | | | | |
| 2-0 vs. Alabama | May 5, 1967 | 7 | 0 | 0 | 8 |

OTHER NO-HIT GAMES (SINCE 1965)

| | DATE | IP | H | BB | SO |
|-----------------------|----------------|----|---|----|----|
| Randy Wiles | | | | | |
| 3-0 vs. Rice | March 3, 1972 | 7 | 0 | 1 | 11 |
| Van Quigley | | | | | |
| 1-0 at Tulane | May 5, 1966 | 7 | 0 | 4 | 4 |
| Bobby Landry | | | | | |
| 1-0 vs. Southern Miss | March 14, 1979 | 7 | 0 | 3 | 7 |

ONE-HIT GAMES (SINCE 1965)

| | DATE | IP | H | BB | SO |
|------------------------|----------------|----|---|----|----|
| Paul Stefan | | | | | |
| 4-0 at Alabama | April 12, 1976 | 7 | 1 | 0 | 5 |
| Randy Wiles | | | | | |
| 6-0 vs. Miss. State | April 13, 1973 | 7 | 1 | 3 | 6 |
| Dick Hicks | | | | | |
| 4-0 vs. Nicholls State | April 11, 1968 | 7 | 1 | 2 | 12 |
| Mike Alvarez | | | | | |
| 7-0 vs. Canisius | March 13, 1980 | 7 | 1 | 0 | 9 |
| Clay Parker | | | | | |
| 5-1 vs. Navy | March 10, 1982 | 7 | 1 | 4 | 2 |

BRUCE BAUDIER'S PERFECT GAME

May 5, 1967 — Baton Rouge, La.
Second Game of Doubleheader

| Alabama | AB | R | H | RBI | BB | SO | PO | A |
|------------------|-----------|----------|----------|----------|----------|----------|-----------|----------|
| Cargo, rf | 3 | 0 | 0 | 0 | 0 | 1 | 1 | 0 |
| Johnson, cf | 3 | 0 | 0 | 0 | 0 | 1 | 0 | 0 |
| Moss, 3b | 2 | 0 | 0 | 0 | 0 | 0 | 0 | 2 |
| Limbaugh, c | 0 | 0 | 0 | 0 | 0 | 0 | 3 | 0 |
| Holley, ph | 1 | 0 | 0 | 0 | 0 | 1 | 0 | 0 |
| McCorquodale, 1b | 2 | 0 | 0 | 0 | 0 | 0 | 7 | 0 |
| Traffenstedt, lf | 2 | 0 | 0 | 0 | 0 | 1 | 0 | 0 |
| Bailey, 2b | 0 | 0 | 0 | 0 | 0 | 0 | 0 | 0 |
| Fisher, 2b-ss | 2 | 0 | 0 | 0 | 0 | 1 | 0 | 2 |
| Ranelli, ss | 1 | 0 | 0 | 0 | 0 | 1 | 0 | 2 |
| Parker, lf | 1 | 0 | 0 | 0 | 0 | 1 | 0 | 0 |
| Harris, c | 1 | 0 | 0 | 0 | 0 | 0 | 7 | 0 |
| Brown, 3b | 1 | 0 | 0 | 0 | 0 | 0 | 0 | 0 |
| Glover, p | 2 | 0 | 0 | 0 | 0 | 1 | 0 | 1 |
| Totals | 21 | 0 | 0 | 0 | 0 | 8 | 18 | 7 |

| Louisiana State | AB | R | H | RBI | BB | SO | PO | A |
|-----------------|-----------|----------|----------|----------|----------|-----------|-----------|----------|
| Morris, ss | 3 | 0 | 0 | 0 | 1 | 2 | 0 | 2 |
| Felps, 3b | 3 | 0 | 1 | 0 | 0 | 2 | 1 | 0 |
| Ogin, lf | 3 | 0 | 0 | 0 | 0 | 2 | 2 | 0 |
| Giles, c | 3 | 1 | 0 | 0 | 0 | 0 | 8 | 0 |
| Achord, 2b | 2 | 1 | 1 | 0 | 1 | 1 | 1 | 2 |
| Domingue, 1b | 3 | 0 | 2 | 1 | 0 | 0 | 6 | 0 |
| Abernathy, cf | 1 | 0 | 0 | 0 | 0 | 0 | 1 | 0 |
| Cockerham, ph | 1 | 0 | 1 | 1 | 0 | 0 | 0 | 0 |
| Tatum, cf | 0 | 0 | 0 | 0 | 0 | 0 | 1 | 0 |
| Bergman, rf | 3 | 0 | 1 | 0 | 0 | 2 | 1 | 0 |
| Baudier, p | 2 | 0 | 0 | 0 | 0 | 1 | 0 | 2 |
| Totals | 24 | 2 | 6 | 2 | 2 | 10 | 21 | 6 |

| | |
|-----------------|-------------|
| Alabama | 0000000—001 |
| Louisiana State | 000101x—260 |

E-Moss. LOB-Alabama 0, LSU 8. 2B-Domingue. SB-Tatum. SH-Abernathy, Baudier.

| Alabama | IP | H | R | ER | BB | SO |
|------------------|----|---|---|----|----|----|
| Glover (L, 5-7) | 6 | 6 | 2 | 1 | 2 | 10 |
| LSU | | | | | | |
| Baudier (W, 6-4) | 7 | 0 | 0 | 0 | 0 | 8 |

WP-Glover. PB-Harris. U-Wiggins, Knight. T-1:47. A-450. (Baudier threw perfect game using 72 pitches.)

| | DATE | IP | H | BB | SO |
|------------------------|----------------|----|---|----|----|
| Guy Rutledge | | | | | |
| 3-0 vs. Auburn | May 30, 1983 | 7 | 1 | 5 | 6 |
| Ben McDonald | | | | | |
| 10-0 vs. Florida | March 11, 1989 | 9 | 1 | 4 | 13 |
| Mark LaRosa | | | | | |
| 5-0 vs. Texas A&M | Feb. 23, 1991 | 7 | 1 | 4 | 6 |
| Brett Laxton | | | | | |
| 6-1 vs. South Carolina | March 27, 1993 | 7 | 1 | 4 | 10 |
| Brian Winders | | | | | |
| 2-1 at Ole Miss | April 15, 1995 | 9 | 1 | 2 | 9 |
| Patrick Coogan | | | | | |
| 7-1 vs. Ole Miss | April 18, 1997 | 9 | 1 | 0 | 15 |

TWO-HIT GAMES (SINCE 1970)

| | | | | | |
|--------------------------------|----------------|--|--|--|--|
| Tom Charpentier | | | | | |
| 2-1 vs. Ole Miss | March 29, 1975 | | | | |
| 4-0 vs. Ole Miss | April 26, 1974 | | | | |
| Randy Wiles | | | | | |
| 0-1 vs. Ole Miss | March 22, 1973 | | | | |
| 2-1 vs. Kansas State | March 16, 1972 | | | | |
| 1-0 vs. Northeast Louisiana | March 26, 1970 | | | | |
| Wally McMakin | | | | | |
| 5-1 vs. Memphis State | March 9, 1973 | | | | |
| Mike Lloyd | | | | | |
| 1-0 vs. Auburn | March 25, 1978 | | | | |
| Jim Uremovich | | | | | |
| 1-0 vs. Auburn | March 26, 1978 | | | | |
| Chuck Voorhies | | | | | |
| 3-0 vs. Northwestern State | April 26, 1978 | | | | |
| Mike Alvarez | | | | | |
| 4-0 vs. Southwestern Louisiana | Feb. 19, 1979 | | | | |
| 1-0 at Ole Miss | March 11, 1979 | | | | |
| Mike Lloyd | | | | | |
| 11-2 at Ole Miss | March 11, 1979 | | | | |
| Jerry Powell | | | | | |
| 3-0 vs. Northeast Louisiana | March 26, 1979 | | | | |
| Ronnie Robbins | | | | | |
| 4-3 at Southeastern Louisiana | April 20, 1983 | | | | |
| Cal Santarelli | | | | | |
| 3-1 vs. Northeast Louisiana | April 27, 1983 | | | | |
| Gregg Patterson | | | | | |
| 5-1 vs. Louisiana Tech | May 2, 1985 | | | | |
| Robbie Smith | | | | | |
| 5-0 vs. Auburn | May 4, 1985 | | | | |
| Ben McDonald | | | | | |
| 7-1 vs. UCLA | March 27, 1988 | | | | |
| Lloyd Peever | | | | | |
| 7-0 at Tulane | March 11, 1992 | | | | |
| 4-1 at South Carolina | March 21, 1992 | | | | |
| Brett Laxton | | | | | |
| 4-1 at Tennessee | April 3, 1993 | | | | |
| Brian Tallet | | | | | |
| 6-0 at Vanderbilt | March 17, 2000 | | | | |



Bruce Baudier celebrates his 1967 perfect game.

INTRO

THIS IS LSU

PREVIEW

TIGERS

COACHES

REVIEW

HISTORY

RECORDS

LSU

MEDIA

Varsity Lettermen

Following is a list of all-time LSU Tiger Baseball varsity letter winners. The LSU Sports Information Office will appreciate your assistance in correcting any errors. Current players are listed in bold.

| | |
|----------------------|-----------------|
| A | |
| ABELL, P.T. | 1905-06 |
| ABERNATHY, S. | 1965-66-67 |
| ACHORD, Gene | 1962-63-64 |
| ACHORD, Jack, | 1966-67 |
| ADCOCK, Joe Bill | 1947 |
| ADKINS, Ken | 1949 |
| AINSWORTH, Kevin | 1994-95 |
| AINSWORTH, Kurt | 1998-99 |
| ALBRIGHT, J.G. | 1907-08-09-10 |
| ALBRITTON, Jason | 1996-97-98 |
| ALDRIDGE, Randall J. | 1974-75 |
| ALFORD, Jeremy | 2001 |
| ALLEN, Gary | 1976-77-78 |
| ALLEN, Gary | 1976-77-78 |
| ALLMEN,..... | 1905 |
| ALMAGUER, Pete | 1979-80 |
| ALSTON, F.H. | 1928-29 |
| ALVAREZ, Mike | 1979-80 |
| AMEDEE, Lynn | 1961-62 |
| ANASTASIO, Charles | 1939-40-41 |
| ANDREWS, David | 1976-77-78 |
| ANTONINI, Adrian | 1991-92-93-94 |
| ARDIZONE,..... | 1932 |
| ASSETT, A., | 1932 |
| AYCOCK, Jerry | 1950-52-53 |
| B | |
| BABIN, L.W. | 1919-20-23 |
| BAGLEY, Wade | 1994-95 |
| BAILEY, John | 1961 |
| BAILEY, Sid | 1943 |
| BAIRD, A.W. | 1916 |
| BALDWIN, A.W. | 1908 |
| BALDWIN, Clyde | 1947 |
| BANKSTON,..... | 1911 |
| BARBIER, Blair | 1997-98-99-2000 |
| BARBIN,..... | 1897 |
| BARFIELD, Billy, | 1958-59-60 |
| BARHAM, G.E. | 1926 |
| BARTEET, Donald | 1968 |
| BARFIELD, T. | 1954-55-56-57 |
| BARKEMEYER, Brian | 1980 |
| BARKER, Sean | 2001-02 |
| BARTEL, Darrin | 1986 |
| BARTON, Jim | 1950-51-52 |
| BASS, Brad | 2004 |
| BAUDIER, Bruce | 1966-67 |
| BAUDIN,..... | 1929 |
| BAUER, Tim | 1991-92 |
| BAUER, W.D. | 1909 |
| BAUMAN, J. | 1929-30-31 |
| BAZDWIN, A. | 1908 |
| BEARD, J. | 1983 |
| BECKNELL, F.J. | 1942 |
| BECKNEL, M. | 1937 |
| BELLE, Albert | 1985-86-87 |
| BELLE, Terry | 1986-88 |
| BENITEZ,..... | 1913 |
| BENNETT,..... | 1899 |
| BENNETT, Bryon | 1997-98 |
| BENOIT, R.L. | 1918-19 |
| BENSAL, Julius | 1948-49 |
| BERARDI, Scott | 1992-93-94-95 |
| BERG, Andy | 1987-88 |
| BERGERON, L.A. | 1914 |
| BERGMAN, Russell | 1967-69 |
| BERNHARDT, Tom | 1994-95-96-97 |
| BERRIOS, Harry | 1991-92-93 |
| BERRY,..... | 1903 |
| BERRY, Kevin | 1989 |
| BERTHELOT, Eric | 1994-95-97 |
| BETHEA, Scott | 1990 |
| BETTS, Mike | 1984 |
| BIANCO, Mike | 1988-89 |
| BISLAND, R.B. | 1923-24 |
| BLACK, Douglas | 1972-73 |
| BLAIR, Buddy | 1933-34-36 |
| BLACK, Jack | 1931 |

| | |
|------------------------|-------------------|
| BLACKWELL, Tiger | 1992 |
| BLANCHARD, A.E. | 1918-19 |
| BLANCHARD, B.O. | 1907-10 |
| BLANCHARD, E. | 1950-52-56-57 |
| BOLIN, D.C. | 1914 |
| BOLLMAN, Steve | 1975-76-77-79 |
| BONADONA, M. | 1981-82-83-84 |
| BONURA, Michael | 2004 |
| BONVILLIAN, H.E. | 1913 |
| BOONE, J.R. | 1922-23-24 |
| BOOTE,..... | 1913 |
| BORDELON, S.A. | 1901-02-03 |
| BORDEN, W. | 1939 |
| BOUDREAU, A.T. | 1977 |
| BOUDREAU, Brian | 1977 |
| BOUDREAU, Scot | 1986 |
| BOURGEOIS, A., | 1958-59-60 |
| BOURGEOIS, Christian | 1998-99 |
| BOWDEN, G. | 1954-55 |
| BOWDEN, Ken | 1951(Manager) |
| BOWE, Brandon | 1998-99 |
| BOWIE, Jim | 1986 |
| BOWLES, Justin | 1995-96 |
| BOWMAN, S.S. | 1930-31-32 |
| BOX, Alex | 1942 |
| BRANT, Chris | 1981-82 |
| BRAUD, John | 1963-64 |
| BREAUX, E. | 1937-38 |
| BRIAN, Billy | 1999-00-01-02 |
| BRIGANTE, V. | 1919-20-21-22 |
| BRIGHT, Bill | 1970 |
| BROTHERTON, Paul | 1939-40 |
| BROUSSARD, Burke | 1985 |
| BROUSSARD, Ed | 1930 |
| BROUSSARD, H. | 1903- |
| BROUSSARD, Marty | 1940-42-44 |
| BROUSSARD, Y. | 1937 |
| BROWN, J.E. | 1931 |
| BROWN, L.P., | 1929-31 |
| BROWN, Lefty | 1941 |
| BROWN, R. | 1933-34-35 |
| BROWN, Thomas | 1969 |
| BROWNELL, C.R. | 1909 |
| BRUCE,..... | 1905 |
| BRUMFIELD, Victor | 1999-00-01 |
| BRYAN, A. | 1937 |
| BRYAN, Redfield | 1957-58 |
| BUMSTEAD, Nate | 2003-04 |
| BURCH, Dale | 1970-71-72 |
| BURLEIGH, C. | 1938 |
| BURLEY, C. | 1939-40 |
| BURNS, Craig | 1969-70-71 |
| BURT, J. | 1957 |
| BUSH, Pete | 1987-88-89 |
| BUTEAU, Rhett | 2002-03-04 |
| BYRD, Paul | 1989-90-91 |
| C | |
| CALA, Craig | 1988-89 |
| CALDWELL, J.B. | 1910 |
| CALHOUN, S.L. | 1925-27 |
| CALHOUN, T.C. | 1932-33-34 |
| CALLENDA, D. | 1935-36-37 |
| CARAWAY,..... | 1918 |
| CARR, A.J., | 1922-24 |
| CARRIERE, O.P. | 1923-24-25-26 |
| CARVELLO,..... | 1941 |
| CARVILLE,..... | 1897-98 |
| CASHIO, John | 1973-74-75-76 |
| CASTANEDA, Danny | 1981 |
| CAVELL, Leo | 1945 |
| CAVETT, J.R. | 1917-18-19 |
| CERVENKA, Chris | 1982-83 |
| CERVENKA, Craig | 1980-81-82-83 |
| CHAMBERLAIN, Matt | 1991-92-93 |
| CHAMBERLAIN, W.B. | 1899 |
| CHAMPAIGN, E. | 1929-30-31-32 |
| CHARPENTIER, Tom | 1974 |
| CHATELAIN, Don | 1963-64 |
| CHILDRESS, J. | 1937-38 |
| CHOATE, G. | 1954-55 |
| CHOATE, J. | 1950-52-53 |
| CHURCHILL,..... | 1924 |
| CHURCHILL, C.S. | 1915-16 |

| | |
|-------------------------|-----------------|
| CLARK, Ned | 1950-52-53 |
| CLARK, T. | 1958 |
| CLARK, Tim | 1990 |
| COATES, Ray | 1947-48 |
| COCKERHAM, Richard | 1967-68-69 |
| COHEN, Mike | 1984 |
| COLE, C.G. | 1900 |
| COLEMAN, W. | 1947-48-49 |
| COLEMAN, C. | 1965 |
| COLEMAN, Pete | 1966 |
| COLLAZO,..... | 1944 |
| COLLINS, Albin | 1968 |
| COLLINS, J. | 1928 |
| COLLINS, Steven | 1970-71-72-73 |
| COLUMBUS, Jason | 2002 |
| COLVIN, Matt | 1998 |
| COMEAUX,..... | 1900 |
| COOGAN, Patrick | 1995-96-97 |
| COOK, Bill | 1964-65-66 |
| COOK, Keyaan | 1991 |
| COOLEY, Chad | 1993-94-95-96 |
| COOPER, E. | 1929 |
| COOPER, H. | 1905 |
| COOPER, Mark | 1983-84 |
| COPPONEX, Buddy | 1938 |
| CORCORAN, Roy | 2001 |
| CORDANI, Rich | 1990-91 |
| CORDARO, Emile | 1978 |
| COSTA, Billy | 1940 |
| COSTELLO, Vinnie | 1984-85 |
| COTTEN, Bobby | 1963 |
| COUVILLION, Ray | 1944 |
| CRAIN, Barry | 1966-67 |
| CRAFT, Carl | 1981 |
| CRESS, Walker | 1938-39 |
| CRESSE, Brad | 1997-98-99-2000 |
| CRITZER, Bob | 1947 |
| CROWELL, M. | 1975-76-77-78 |
| CROUERE, J. | 1939-40-41 |
| CUNNINGHAM, Dave | 1987 |
| CUNTZ, Casey | 1996-97 |
| CUNTZ, Pat | 1984-85 |
| CUNTZ, Warren | 1981-82-84 |
| D | |
| DABADIE,....., | 1903 |
| DABADIE, F., | 1909 |
| DAIGLE, Lester, | 1956 |
| DALTON, Josh | 1998-99 |
| DALY, Mike | 1998-99-2000 |
| DANA, J. | 1938-39-40 |
| D'AQUIN, Richard | 1949 |
| DARK, Al | 1943 |
| DARSEY, J.H. | 1926 |
| DASPIIT, A.P. | 1897-98-99 |
| DASPIIT, C. | 1895 |
| DAUGHERTY, Brian | 1994-95-96-97 |
| DAVID, Brad | 2000-01-02 |
| DAVIS,..... | 1909 |
| DAVIS, Sam | 1951 |
| DAVIS, Wes | 1997-98 |
| DAVIS, Will | 2004 |
| DAWSON, O.H. | 1914 |
| DELAFIELD, G. | 1937-38 |
| DELATTE, Irwin | 1953-54-55 |
| DELAUNE, Kenneth | 1974 |
| DELGER, Lawrence | 1968 |
| DEMONT, Tommy | 1961-62 |
| DEMOUY, Chris | 1996-97-98 |
| DERE, Al | 1947 |
| DETERMANN, Jason | 2003-04 |
| DEUTSCHMANN, Lou | 1955 |
| DEWEY, Duane | 1979 |
| DEXTON, Ames | 1970 |
| DIAL, Wiley | 1961-63 |
| DICKEY,..... | 1929 |
| DIDIER, Mel | 1947 |
| DILIBERTO, Bobby | 2004 |
| DIMMICK, O. | 1925 |
| DIRKS, Clay | 2004 |
| DIXON, John | 1984-85 |
| DIXON, L.C. | 1936 |
| DOGGETT, Al | 1952-53 |
| DOIRON, Mark | 1979 |

| | |
|--------------------------|----------------|
| DOLBY,..... | 1912 |
| DOMILISE, Jerry | 1947 |
| DOMINGUE, Johnny | 1967 |
| DONATHAN, Billy | 1981-82 |
| DONAHUE,..... | 1903 |
| DOUGHTY, Richard | 1989 |
| DOUGLAS, James | 1972 |
| DREW, A.S. | 1917-18 |
| DREW, H.C. | 1807 |
| DROUILHET,..... | 1902 |
| DRUDE, Leonard | 1954-55-56-57 |
| DUCHIN, C. | 1893-95 |
| DUGAS, C.J. | 1921-22-23-24 |
| DUGAS, J. | 1917-18 |
| DUNCAN, Trae | 2001 |
| DUNN, Nathan | 1994-95-96 |
| DUPLANTIS, Brad | 1986 |
| DUPONT,..... | 1912 |
| E | |
| EARNHART, Clint | 1997-98-99 |
| EDGE, Evan | 1973 |
| EDMONSON, Larry | 1961-62 |
| EDMUNSON, E. | 1932 |
| EDWARDS, Daniel | 1988 |
| ERDMAN, Charlie | 1938-39-40 |
| ESNARD, H. | 1901 |
| ESNARD, M. | 1900-01-02 |
| ESPINOSA, Phil | 1989 |
| ESTEVEZ, Jake | 1996-98 |
| EVANS,..... | 1903 |
| EZELL, Billy | 1965 |
| F | |
| FAIRCLOTH, Jordan | 2003-04 |
| FALGOUT, R. | 1956 (Manager) |
| FALKENHEINER, F. | 1958-59 |
| FANCHER, P.D. | 1917-18 |
| FARZIO, Richard | 1968-69-70-71 |
| FARMER, Louis | 1969-70-71-72 |
| FATHERREE, Jesse | 1934-35-36 |
| FAULKNER, Craig | 1984-85-86-87 |
| FELPS, Irwin | 1967-68 |
| FENET, A. | 1930 |
| FERRARA, Greg | 1973-75 |
| FETZER, Bobby | 1950 |
| FETZER, Ed | 1950 |
| FETZER, John | 1944 |
| FIELD, Jimmy | 1962 |
| FIFE, Bob | 1938 |
| FITTERER, Scott | 1995 |
| FLOWERS, Bob | 1958-59-60 |
| FLOYD, J.C. | 1920 |
| FLUKER, H.V. | 1914 |
| FLYNN, A., "Bill" | 1933-34 |
| FONTENOT, Greg | 1986 |
| FONTENOT, Mike | 2000-01 |
| FONTENOT, Steve | 1979-80 |
| FORBES, Willie | 1986-87 |
| FORTIER, F.R. | 1914 |
| FOURMY, J.M. | 1902-03 |
| FRANCIONI, J.B. | 1910-13 |
| FRANK, Steve | 1972-73-74-75 |
| FREIDHOF, Bill | 1981-82 |
| FRENCH, Shawn | 2003 |
| FRERE, J. | 1983 |
| FREIRE,..... | 1903 |
| FURNISS, Eddy | 1995-96-97-98 |
| G | |
| GALE, Mark | 1980 |
| GALLIOT,.... | 1898 |
| GALY, Andy | 1986-88 |
| GARCIA, Luis | 1989-90-91 |
| GARIDEL, Jamin | 1998-99-00-01 |
| GARRISON, G. | 1929 |
| GARRITY, Pat | 1989-90-91 |
| GASPARD, Mitch | 1984 |
| GAYLE, F.L. | 1910-11-13 |
| GENUSA, Francis | 1960-61-62 |
| GEORGE, Steve | 1962-63-64 |
| GERMAN, Bobby | 1944 |
| GLAMBRONE, D. | 1976-77-78 |
| GIBBS, B.B. | 1908 |

| | |
|--------------------|-------------------|
| GILBERT, Pete | 1923-25-27 |
| GILHULY, Ed | 1981-84 |
| GILES, Tommy | 1967-68 |
| GILL, Blake | 2002-03-04 |
| GLAMP, Joe | 1943 |
| GODFREY, L.T. | 1926-27-28 |
| GOLDEN, Jack | 1942-47 |
| GOMEZ, Hunter | 1999-2000 |
| GORINSKI, Walt | 1941-42-43 |
| GOSSEVAND, M.A. | 1912-13-14 |
| GOURRIER, Bat | 1932 |
| GOYER, C.W. | 1905-06-07-08 |
| GRACE, Bryan | 1999 |
| GRAHAM, Mike | 1990-91-92 |
| GREELY, Jim | 1992-93 |
| GREENE, Rick | 1990-91-92 |
| GREGORY, Paul | 1979 |
| GREMILLION, E. | 1944-47 |
| GREEVENBURG, J.H. | 1926-28 |
| GRISHAM, Wes | 1989-90 |
| GRUVER, Matt | 1988-89 |
| GUESSFIELD, James | 1974 |
| GUGLIEMO, Carey | 1958-59-60 |
| GUIDROZ, Lukas | 2002 |
| GUIDRY, Weylin | 1999-00-01-02 |
| GUILLORY, Dan | 1996-97-98 |
| GUTHRIE, Mark | 1984-85-86-87 |

H

| | |
|----------------------|-------------------|
| HAHN, Dustin | 2002 |
| HALL, C.C. | 1908 |
| HALL, Fred | 1941-42-43 |
| HALL, Jim | 1942-43 |
| HAMILTON, F.S. | 1910-11-12 |
| HAMILTON, J.D. | 1915-19 |
| HAMILTON, J.J. | 1914-15 |
| HAMILTON, O.B. | 1903 |
| HAMITER,..... | 1918-19 |
| HAMMETT, B. | 1938-39-40 |
| HAMPTON, Jeff | 1994-95 |
| HAMPTON, T. | 1959 |
| HANLEY, W.B. | 1920-21 |
| HANNA, Billy | 1949-50-51 |
| HANSON, E. | 1923 |
| HANSON, R. | 1923 |
| HARE, Gerald | 1956 |
| HARRELL, Jeff | 1979-81 |
| HARRIS, Cedrick | 1998-99-2000 |
| HARRIS, Clay | 2002-03-04 |
| HARRIS, Jeff | 1994 |
| HARRIS, Sulcer | 1943 |
| HARRIS, Will | 2003-04 |
| HARRISON,..... | 1900 |
| HARTWIG, Rob | 1986-87 |
| HATHORN, Jim | 1977-78-79 |
| HAWPE, Brad | 1999-2000 |
| HAYDELL, Dick | 1963-64 |
| HAYNIE, G. | 1939-40-41 |
| HAZLIP, S.W. | 1913 |
| HEARD, J. | 1898-1900 |
| HEARD, W. | 1932-33 |
| HEATH, J.L. | 1925-26-27 |
| HEATH, Matt | 2001-02 |
| HEBERT, A.W. | 1914-15-17-18 |
| HEBERT, C.J. | 1905-06 |
| HEBERT, Derek | 2004 |
| HEBERT, E.B. | 1911 |
| HEBERT, Jim | 1944 |
| HEBERT, R.A. | 1942 |
| HECKER, D. | 1939 |
| HEDGES, Lee | 1949-51 |
| HEDRICK, B. | 1939 |
| HELVESTON, O. | 1934-35-36 |
| HEMPHILL, James | 1996 |
| HENDRICKSON, Eric | 1999 |
| HENDRIX, J. | 1928-29-30 |
| HENNER, Thomas | 1968-70 |
| HERBST, Jack | 1942 |
| HERNANDEZ, Courtney | 1998 |
| HEROMAN,..... | 1899 |
| HERRING, P.S. | 1922 |
| HERRY, David | 1990-91-92 |
| HETZEL, Eric | 1985 |
| HERTZOG, M. | 1915 |
| HICKS, Richard R. | 1967-68 |

| | |
|-------------------|----------------|
| HIGGINS, Danny | 1997-98 |
| HIGHTOWER, C.W. | 1910-11 |
| HIGHTOWER, Gerald | 1942 |
| HILBORN, W.B. | 1924 |
| HILL, Aaron | 2001-02-03 |
| HILL, D. | 1959 |
| HILL, Justin | 2001-02 |
| HILLMAN, W.A. | 1906-10 |
| HINES, L. | 1938 |
| HOAGLUND, Walter | 1967-68-69 |
| HOCHENDEL, B.F. | 1905-08 |
| HODGES, A.T. | 1943 |
| HODGES, Trey | 1999-2000 |
| HOLCOMBE, M. | 1938 |
| HOLDEN, T.D. | 1929-30-31 |
| HOLLINGSWORTH, G. | 1972-73-74-75 |
| HOLMES,..... | 1913 |
| HOLT, J.C. | 2002-03-04 |
| HORTON, Conan | 1996-97 |
| HORWATH, Matt | 2004 |
| HOSKINS, Dick | 1943-44 |
| HOVER, Don | 1956-57 |
| HOWARD, Tommy | 1950-52-53 |
| HOWELL, R.B. | 1910-11-12 |
| HOWIE, Mark | 1982-83-84 |
| HUFFMAN, Ryan | 1993-94 |
| HUMPHREY, N. | 1934-35-36 |
| HUMPHRIES, Steve | 1981 |
| HUNDLEY, F. | 1936-38-39 |
| HUNSICKER,..... | 1935 |
| HUNSICKER, G.R. | 1905-06 |
| HUNT, C. | 1934-35-36 |
| HUNT, E.C. | 1948 (Manager) |
| HUNT, Will | 1992-93 |
| HUNT, William | 1968-69 |
| HUSBAND, Frank | 1952-53 |
| HYMEL, Gary | 1988-89-90-91 |

I

| | |
|-------------|------------|
| IRWIN,..... | 1934 |
| IVES, C.A. | 1919-20-22 |

J

| | |
|------------------|---------------|
| JACKSON,..... | 1924 |
| JACKSON, J.S., | 1914-15 |
| JACKSON, Kenny | 1992-93 |
| JACOBS,... | 1939 |
| JAMES,..... | 1936 |
| JAMES, H. | 1913 |
| JENSEN, Ty | 2003-04 |
| JEWELL, Wylie | 1948-49 |
| JOHNSON, Douglas | 1950-52 |
| JOHNSON, Eric | 1986 |
| JOHNSON, Phil | 1938 |
| JOHNSON, Phillip | 1966 |
| JOHNSON, R.E. | 1912 |
| JOHNSON, Russ | 1992-93-94 |
| JOHNSON, Tookie | 1988-89-90-91 |
| JOHNSTON, Ronny | 1957-58-59 |
| JONES, C. | 1942 |
| JONES, Forest | 1981-82 |
| JONES, L. | 1920-21-22 |
| JONES, R.D. | 1924-25-26 |
| JORGENSEN, Ryan | 2000 |
| JOSEPH, Gary | 1981-82-83 |
| JOVETT, M. | 1929-30-31 |
| JUDICE, Frank | 1974-76-77 |
| JUNE,..... | 1916 |

K

| | |
|--------------------|---------------|
| KARCHER, Kevin | 1979-80 |
| KARP, Dan | 1981-82 |
| KAVANAUGH, K., Sr. | 1938-39-40 |
| KEIGLEY, Gerald | 1971-72-73 |
| KEISLER, Randy | 1998 |
| KELLER, J. | 1932-35 |
| KELLER, Nolan | 1963 |
| KELLY, A.H. | 1906 |
| KENDA, J. | 1936-37 |
| KENNEDY, R.M. | 1900-01-02-03 |
| KING, J.D. | 1928 |
| KING, L. | 1938-39 |
| KINCAID, Steve | 1984 |
| KIRKPATRICK, H.L. | 1931-32-33 |
| KIRKWOOD, M.H. | 1908 |

| | |
|--------------------|----------------|
| KIRKWOOD, W.H. | 1907 |
| KITCHENS, G. | 1958 |
| KITE, Dan, | 1986-87-88 |
| KIZER, R.C. | 1922-23 |
| KLOSTERMEYER, Mike | 1995 |
| KLOVEHORN, Henry | 1977 |
| KLING, Alonzo | 1954-55-56 |
| KLUG, Kenny | 1976-77 |
| KNIGHT, G. "Red" | 1944-45-46-47 |
| KOERNER, Mike | 1995-96-97 |
| KOPPENS, Paul | 1973 |
| KOUNS, Sinclair | 1948-49 |
| KOZIMINSKI, M. | 1958 (Manager) |
| KUNDERT, R. | 1931-32 |
| KUPPER, Scott | 1988 |

L

| | |
|---------------------|-----------------|
| LACROIX,..... | 1895 |
| LANDRY,..... | 1920-22 |
| LANDRY, H.E. | 1900-02-03 |
| LANDRY, L.L. | 1934-35-36 |
| LANDRY, R.J. | 1914 |
| LANDRY, Robert | 1978-79-80 |
| LANDRY, Wynn | 1981 |
| LANIER, Tim | 1993-94-95-96 |
| LANIER, W. "Fido" | 1924-28 |
| LANOUX, Marty | 1985 |
| LARKIN, M. | 1930-31 |
| LaROSA, Mark | 1988-89-90-91 |
| LaROSE, Randy | 1986-87 |
| LARSON, Brandon | 1997 |
| LARSEN, E. | 1937 |
| LAWRIE, Joe | 1935 |
| LAXTON, Brett | 1993-94-95-96 |
| LEAKE, Robert | 1966-68 |
| LEARY, Rob | 1985-86 |
| LEAUMONT, Jeff | 1998-99 |
| LEBLANC,..... | 1901 |
| LEBLANC, Danny | 1963 |
| LEBLANC, P.O. | 1909-10 |
| LEE, Bill, Jr. | 1953-54-55 |
| LEE, Michael | 1967-68-69 |
| LEGUIN, F.G. | 1919-20 |
| LEMAK, Charlie | 1937 |
| LEONARDI, Antonio | 1994-96-97 |
| LESAGE,..... | 1897 |
| LESHER, L.R. | 1911 |
| LESKANIC, Curtis | 1989 |
| LESUEUR, G.B. | 1897-98-99-1900 |
| LEWIS, Joe, | 1987 |
| LEWIS, Philip | 1969-70 |
| LEWIS, W.F. | 1895 |
| LIM, Ron | 1989 |
| LINDEN, Todd | 2001 |
| LINDSEY, Clyde | 1947 |
| LINDSEY, James | 1949-50-51 |
| LINDSEY, Ken | 1976-77 |
| LIPARI, Jeff | 1998-99-00 |
| LIUZZA, Matt | 2003-04 |
| LLOYD, Mike | 1977-78-79-80 |
| LOCKBAUM, Emile | 1935-36-37 |
| LOE, S.R. | 1914 |
| LOEWER, Stan | 1984-85-86-87 |
| LOFTICE, Jeremy | 1999-00 |
| LOFTIN, R. | 1958 |
| LOFTIN, W. | 1958-59 |
| LOMAX,..... | 1943 |
| LOMBARD,..... | 1903-05 |
| LONERO, Tony | 1980-81 |
| LORIO, Dennis | 1973-74 |
| LOWRY,.... | 1921 |

M

| | |
|-----------------|------------|
| MADDOX, Michael | 1968-69 |
| MADDOX, Steven | 1971 |
| MADERE, E.L. | 1906 |
| MADISON, Dave | 1941-42-43 |
| MAINIERI, Paul | 1976 |
| MAGUIRE, W.S. | 1893 |
| MAILHOS, Joseph | 1956-57-58 |
| MAILEJKO, Matt | 1993-94 |
| MALL, Kyle | 1990 |
| MANGHAM, H.E. | 1906-07-08 |
| MANTRANA, Manny | 1984-85 |
| MANUEL, Barry | 1986-87 |

| | |
|-----------------------|-------------------|
| MARCHAND, Jerry G. | 1952-53 |
| MARIANO, Bobby | 1979-80 |
| MARQUETTE, G.H. | 1921-22-23-24 |
| MARRERO, F. | 1922-23-24-25 |
| MARTIN, D.A. | 1909-10-11 |
| MARTIN, J.H. | 1909-13 |
| MARY, S.E. | 1905-09 |
| MASON, C.C. | 1926-27-28 |
| MASON, F. | 1919 |
| MATLOCK, O. | 1937 |
| MATTA, L. | 1911-12-13 |
| McARDLE, Benny | 1951-52-53 |
| McBRIDE, Billy | 2000-01 |
| McBRIDE, W.E. | 1920-21-22 |
| McCABE, Bhrett | 1992-93-94-95 |
| McCALL,..... | 1899 |
| McCALL, Malcolm | 1951-52-53 |
| McCALL, Malcolm, Jr. | 1976 |
| McCANN, M.G. | 1925-26-27 |
| McCLUNG, H. | 1958 |
| McCLURE, Trey | 1996-97-98-99 |
| McCOLLOM, A.M. | 1909-1910 |
| McCOLLISTER, E.P. | 1914-15 |
| McDADE,..... | 1921 |
| McDONALD, Ben | 1987-88-89 |
| McDONALD, William | 1949-50-51 |
| McDONOUGH, Bob | 1937-38 |
| McDOWELL, Red | 1940-41-42 |
| McDUFF, C.E. | 1924-25 |
| McELROY,..... | 1937 |
| McKAY, Thomas | 1968 |
| McKEOUGH, Mike | 1959-60 |
| McKNIGHT, J.B. | 1898 |
| McKNIGHT, R.E. | 1897-98 |
| McKNIGHT, S. | 1895-97 |
| McMAKIN, Wally | 1973-74-75-76 |
| McMURRAY, Heath | 2000 |
| McMURRAY, J.L. | 1930 |
| McMURRAY, Dick | 1952-53-54 |
| McNEESE, O.W. | 1901 |
| McSWEENEY, "Red" | 1944 |
| MEADORS, W.F. | 1915 |
| MEEKER,..... | 1901 |
| MEIER, Justin | 2003-04 |
| MEINERS, Vaughn R. | 1975-76 |
| MELANCON, Joseph | 1971-72 |
| MENEFEE, J. | 1932-33 |
| MERCER, J. | 1912 |
| MESSA, R.H. | 1905 |
| MESTEPEY, Lane | 2001-02-04 |
| MICHAELIS, Billy | 1944-47-48 |
| MILEY, Mike | 1972-73-74 |
| MILLER, David | 2002 |
| MILLER, H. | 1934-35 |
| MIRE, G. | 1948 |
| MITTS, Lester, | 1961 |
| MIXON, Wallace | 1959-60 |
| MONSOUR, E. | 1933 |
| MOOCK, Chris | 1988-91-92 |
| MOOCK, Gregg | 1991-92 |
| MOOCK, J. | 1940-41-42 |
| MOOCK, Joe | 1964-65 |
| MOOCK, Michael | 1969-70-71 |
| MOOCK, Pat | 1972-73-74-75 |
| MOORE, Bryan | 2001 |
| MOORE, Jeramie | 1994-95-96 |
| MORAN, Tim | 1984 |
| MOREL, Harry | 1963-64-65 |
| MOREL, Tommy | 1999-2000 |
| MORGAN, George | 1983-84 |
| MORRIS, Lyndon | 1966-67 |
| MORRIS, O.L. | 1915 |
| MORRIS, Warren | 1994-95-96 |
| MORSE, John | 1982-83 |
| MOSES, Chip | 1980-81 |
| MOUTON, Lyle | 1990-91 |
| MOYSEE,..... | 1905 |
| MULA, Jared | 1990-91-92 |
| MULSHENOCK, Ken | 1982-83 |
| MUNGER, David | 1969-70-71-72 |
| MURDOCK, Mike | 1981-83-84 |
| MURPHY, Gene | 1948-49-51 |
| MURRAY, S. | 1930 |

| |
|----------------|
| INTRO |
| THIS IS LSU |
| PREVIEW |
| TIGERS |
| COACHES |
| REVIEW |
| HISTORY |
| RECORDS |
| LSU |
| MEDIA |

Varsity Lettermen

INTRO

| | | |
|------------------|---------------|--|
| N | | |
| NACCARATA, Ivan | 2003-04 | |
| NAFF, Frank, | 1959-60-61 | |
| NAQUIN, Greg | 1987-89 | |
| NATTIN, George | 1960 | |
| NAVARRO, G.B. | 1900 | |
| NEAL, Mike | 1991-92-93 | |
| NERONI, Kevin | 1977 | |
| NEUMANN, Leonard | 1965 | |
| NEWMAN, Donald | 1976 | |
| NOLAN, J. | 1936 | |
| NOLAN, R. | 1937 | |
| NUGENT, Tim | 1998-99-00-01 | |
| NUNALLY, Michael | 1969-71-72 | |

O

| | | |
|------------------|---------------|--|
| O'DONOGHUE, John | 1988-89-90 | |
| OGEA, Chad | 1989-90-91 | |
| OGIN, Steve | 1967-68 | |
| OLEXY, Keith | 1974 | |
| OLIVERIO, John | 1974 | |
| OLIVIER, L.A. | 1899-1902 | |
| OLSEN, Eddie | 1977-78-79-80 | |
| OLSON, Randy | 1979-80 | |
| O'ROCK, Don | 1979 | |
| OSER, F. | 1937-38 | |
| OSHESKIE, Dan | 1981 | |
| OSIK, Keith | 1988-89-90 | |
| OWEN, Chet | 1947 | |

P

| | | |
|------------------------|----------------|--|
| PAINICH, Joey | 1996-97 | |
| PALMER, Ed | 1943 | |
| PAPAJOHAN, Mike | 1986-87 | |
| PARKER, Clay | 1982-83-84-85 | |
| PARSONS,..... | 1947 | |
| PATTERSON, Gregg | 1985-86-87 | |
| PATTERSON, Ryan | 2003-04 | |
| PAYER, Luther | 1951 | |
| PAYNE, Bobby | 1979 | |
| PEARCE, Chris | 1994 | |
| PEEVER, Lloyd | 1992 | |
| PEGUES, W.T. | 1900-01 | |
| PEMBERTON, Craig | 1969-70-71-72 | |
| PERKINS, A.M. | 1913-14 | |
| PETTI, A.E. | 1899 | |
| PETRONI, Andy, | 1981-82 | |
| PETTISS, J. | 1954-55 | |
| PETTIT, Bo | 2000-01-02-03 | |
| PHILLIPS, Chris | 2001-02 | |
| PIPES, B.N. | 1907 | |
| PISTORIUS, Jerry | 1952-53 | |
| PITCHER,..... | 1915 | |
| PITCHER, Bill | 1923-24-25 | |
| PITTMAN, J.C. | 1934 | |
| PLEASANT, R.G. | 1893-95 | |
| POCHE, Jim | 1961-62 | |
| POERSCHKE, Fred | 1953 (Manager) | |
| POLOZOLA, Frank J. | 1961-62 | |
| POLOZOLA, Keith | 1996-97 | |
| PONTIFF, Wally | 2000-01-02 | |
| PORETTO, Chuck | 1940-41 | |
| POSTELL, F.K. | 1915-17 | |
| POSTELL, W.D. | 1916 | |
| POWELL, Jerry | 1979-80 | |
| POURCIAU, Danny | 1983-84 | |
| POURQUE, Conrad | 1969 | |
| PRICE, V. | 1925-26 | |
| PURDY, Kenneth | 1956 | |
| PURVIS, Don | 1959 | |

Q

| | | |
|--------------|------------|--|
| QUIGLEY, Van | 1964-65-66 | |
|--------------|------------|--|

R

| | | |
|----------------|------------|--|
| RADOVICH, R. | 1940 | |
| RAGGIO, Cecil | 1961 | |
| RAMSEY, | 1902-03 | |
| RANTZ, Ronnie | 1991-92 | |
| RAYMER, David | 2001-02 | |
| RAYMOS, George | 1944 | |
| REBOULET, Jeff | 1985-86 | |
| REESE, Stan | 1995 | |
| REYMOND, R.P. | 1905-06-07 | |
| RHODEN, Robert | 1976-77 | |

| | | |
|--------------------|------------|--|
| RHYMES, P. | 1954-55 | |
| RICHARDSON, Roland | 1969 | |
| RICHE, G. | 1917 | |
| RICHOUX, Ralph | 1956-57-58 | |
| RIOS, Armando | 1991-92-93 | |
| ROBBINS, Ronnie | 1982-83 | |
| ROBERTS, | 1919 | |
| ROBERTS, C.M. | 1898 | |
| ROBERTSON, H.F. | 1893 | |
| ROBERTSON, R. | 1893 | |
| RODNEY, W. | 1899-1901 | |
| RODRIGUEZ,..... | 1929 | |
| ROMAGOSA, M. | 1936-37-38 | |
| ROMAINE, Blackie | 1943 | |
| ROSS,..... | 1920 | |
| ROUSSOS, George | 1951 | |
| ROUSSEAU, Ron | 1963-64 | |
| ROY, A.J. | 1921-22 | |
| RUTLEDGE, Guy | 1983-84 | |
| RUTLEDGE, Trey | 1993 | |

S

| | | |
|---------------------|----------------|--|
| SAAB, Mike | 1980-81-82-83 | |
| SADLER, Billy | 2003 | |
| SAIZAN, Thomas | 1973-74-75 | |
| SANBOURN, E. | 1932 | |
| SANTARELLI, Cal | 1982-83 | |
| SAVAGE, James | 1968-69-71 | |
| SANFORD, J. | 1901-02-03 | |
| SARRADET, Darren | 1980 | |
| SAUNDERS, Henri | 1991 | |
| SAVOIE, Ronnie | 1974-75 | |
| SAXON, Ben | 1999-2000 | |
| SCELFO, Rocky | 2002 | |
| SCHNEIDEWIND, Scott | 1988-89 | |
| SCHEUTZ,..... | 1965 | |
| SCHEXNAIDER, R. | 1929-30-31 | |
| SCHNEIDER, D. | 1978-79-80-81 | |
| SCHNEIDER, Tim | 1983-84 | |
| SCHUERING, R. | 1932-34 | |
| SCHULTZ, Scott | 1992-93-94-95 | |
| SCHWING, I.H. | 1900-01 | |
| SCOBIE, Jason | 2000-01 | |
| SCOTT, E.A. | 1897 | |
| SCOTT, Julius | 1980-81-82-83 | |
| SCREEN, Pat | 1964 | |
| SEAGO, Ernest | 1934 | |
| SEBASTIN, J.D. | 1918-20-21-22 | |
| SEXTON, Amos | 1971-72 | |
| SHANK, David | 2002 | |
| SHARP,..... | 1903 | |
| SHARP, Ivoy | 1941 | |
| SHEEHY, Butch | 1980-81-82-83 | |
| SHEETS, Andy | 1991-92 | |
| SHIPP, Kevin | 1996-97 | |
| SIGLER, Roger | 1954-55-56-57 | |
| SILVERBLATT, Alan | 1970-71 | |
| SIMON, Antoine | 1998-99 | |
| SIMS, Bill | 1943 | |
| SINGLETARY,..... | 1895-97 | |
| SIROTKA, Mike | 1990-91-92-93 | |
| SLACK, J.S. | 1910-11-12 | |
| SLABOTSKY, H. | 1905 | |
| SLAUGHTER, W.S. | 1899 | |
| SLOANE, Lea | 1943 | |
| SMITH,..... | 1938 | |
| SMITH, Allen | 1960-61-62 | |
| SMITH, B. | 1920 | |
| SMITH, Collin | 2004 | |
| SMITH, G.D. | 1907-08 | |
| SMITH, Greg | 2003-04 | |
| SMITH, Hadley | 1961 | |
| SMITH, J.C. | 1941-42-43 | |
| SMITH, Mike | 1927-28-29 | |
| SMITH, Robbie | 1984-85 | |
| SMITH, Terry | 1966 | |
| SMYTH, C.R. | 1905-06-07 | |
| SNYDER, J.E. | 1895 | |
| SODERERG, Jon | 1980 | |
| SON, Chucky | 1999 | |
| SONDEREGGER, M. | 1970-71-72-73 | |
| SOSSAMON, Tim | 1984-85 | |
| SOULE,..... | 1920 | |
| SOUTHERLAND, Fred | 1960-61-62 | |
| SPAULDING, Steven | 1969 | |

| | | |
|------------------------|---------------|--|
| SPENCER, Fritz | 1947-48 | |
| SPITZ, Steven | 1973-74 | |
| SPRINGER, Russell | 1987-88-89 | |
| SPROWL, Bruce | 2003 | |
| STAFFORD, Red | 1944-47 | |
| STALES, T.M. | 1917-18-19-20 | |
| ST. AMANT, Lou | 1959 | |
| STANFORD, Bert | 1948 | |
| STAPLES, C. | 1917-19 | |
| STAVINOHA, Nick | 2004 | |
| STAYTON, W. "Bill" | 1932 | |
| STAYTON, W.D. | 1902-03-05 | |
| STEELE, J.E. | 1924-25-26 | |
| STEFAN, Paul J. | 1975-76 | |
| STELL, Jabbo | 1938 | |
| STEVENS, Ed | 1932 | |
| STEVENS, N.G. | 1926 | |
| STEWART, Bob | 1964 | |
| STEWART, Quinn | 2003 | |
| STOCCO, Mark | 1993 | |
| STOFOSKY, Wayne | 1987 | |
| STOKES, Dale | 1983 | |
| STOVALL, D. | 1955 | |
| STOVALL, H.H. | 1925-26-28 | |
| STRANGE, Charles, "Bo" | 1960 | |
| STRICKLAND, J. | 1927-28-29 | |
| STRINGFIELD, Cliff | 1953 | |
| STROWINK, Eric | 1989 | |
| SUDDITH, Tom | 1941 | |
| SUMMERS, Morris | 1961-62 | |
| SWANSON, A.L. | 1925 | |
| SWART, W. | 1906 | |

T

| | | |
|---------------------|----------------|--|
| TALBOT, E.L. | 1913 | |
| TALLET, Brian | 1999-2000 | |
| TANDY, Joe | 1949 (Manager) | |
| TATE, A. | 1915-16-17 | |
| TATUM, Willie L. | 1967 | |
| TAYLOR, J.W. | 1893 | |
| TAYLOR, W.T. | 1940-41-42 | |
| TAYLOR, William | 1972-73 | |
| TEAGUE, Sean | 1994 | |
| TELLECHEA, Johnny | 1990-91 | |
| TERRELL, Robbie | 1961-62 | |
| TERRIS, Adam | 1985, 88 | |
| THEARD, Al | 1942-43 | |
| THERIOT, Bobby | 1961-62-63 | |
| THERIOT, Ryan | 1999-00-01 | |
| THIBODEAUX, Joey | 1977-78-79-80 | |
| THIBODEAUX, Johnnie | 1997-98-00-01 | |
| THOMAS, Alvin | 1977 | |
| THOMAS, Johnny | 1961-62-63 | |
| THOMPSON, Doug | 1997-98 | |
| THOMPSON, Richard | 1948-49-50-51 | |
| THOMPSON, W.H. | 1908-09 | |
| TILLINGHAST, A.Y. | 1931 | |
| TINSLEY, Gaynell | 1935-36-37 | |
| TOMPKINS, Jake | 2002-03 | |
| TOUPS, Frank A. | 1974-75-76 | |
| TRENE, J. | 1893 | |
| TRIMM, Sherman | 1979 | |
| TRIPLETT, Bill | 1963-64 | |
| TRITTICO,..... | 1934 | |
| TROXLER, A. | 1934 | |
| TUJAGUE, Lucien | 1977-78-79-80 | |
| TULLIER, James | 1968 | |
| TUMINELLO, Bobby | 1947-49 | |
| TURNER, Bill | 1941-42 | |
| TURNER, Bruce | 1960-61 | |
| TYSON, Jeremy | 1994-95 | |

U

| | | |
|----------------|---------|--|
| UREMOVICH, Jim | 1978-79 | |
|----------------|---------|--|

V

| | | |
|----------------|---------------|--|
| VACCARA, F.P. | 1909 | |
| VAN LOON, Bill | 1981 | |
| VARGAS, Jason | 2002 | |
| VASQUEZ, Rich | 1987-88 | |
| VAUGHN, Jack | 1964 | |
| VAUGHT, Chad | 2001-02-03 | |
| VERGES, Ernie | 1951-52 | |
| VIRGETS, Tommy | 1952-53-54-55 | |
| VOIGT, Jack | 1986-87 | |

| | | |
|-------------------|---------------|--|
| VOORHIES,..... | 1905 | |
| VOORHIES, Charles | 1975-76-77-78 | |

W

| | | |
|-----------------------|-----------------|--|
| WADDILL, G.D. | 1895-97 | |
| WADE, F.M. | 1911-12 | |
| WADSWORTH, Tim | 1978 | |
| WAGGONER, Todd | 1987-88 | |
| WAINWRIGHT, J.A. | 1911 | |
| WALDEN, H.E. | 1912-13-14-15 | |
| WALET, P.H. | 1912-13 | |
| WALKER, Edward | 1979-80 | |
| WALKER, I. | 1935-36-37 | |
| WALKER, Todd | 1992-93-94 | |
| WALL, E.E. | 1899 | |
| WALL, Jason | 1989-90 | |
| WALLER, Red | 1915-16 | |
| WALTERS, Bill | 1943-47-48 | |
| WARD, Kevin | 1996 | |
| WARDLOW, Spot | 1915-16 | |
| WARMBROD, James | 1936-37-38 | |
| WATKINS,..... | 1924 | |
| WATKINS, E. | 1930 | |
| WATKINS, O. | 1926-27 | |
| WATSON, Toby | 1941 | |
| WATTS,..... | 1895 | |
| WAX, Daryl | 1976 | |
| WEAVER, Dustin | 2003-04 | |
| WEBER, D.L. | 1903-05-06 | |
| WEBER, S.J. | 1956 | |
| WEINER, R. | 1938 | |
| WELCH, Darren | 2002 | |
| WEST, J.C. | 1944 | |
| WESTBROOK, J.T. | 1898 | |
| WHEALY, Patrik | 1974-75-76-77 | |
| WHEELER, Red | 1943 | |
| WHITE, Al | 1957-58 | |
| WHITED, H.W. | 1903 | |
| WHITTY, Daryl | 1953-54-55 | |
| WIESLER, Billy | 1981-82 | |
| WIETHORN, Eric | 2001-02 | |
| WILBANKS, T.E. | 1918 | |
| WILBERT, A.E. | 1908-09 | |
| WILBERT, E.C. | 1905-08 | |
| WILBERT, F.P. | 1902-03 | |
| WILBERT, J.A. | 1905 | |
| WILES, Randy | 1970-71-72-73 | |
| WILHITE, Brian | 1987-88 | |
| WILKINSON, H. | 1907 | |
| WILKINSON, J.P. | 1912-17 | |
| WILLIAMS, Jason | 1993-94-95-96 | |
| WILLIAMS, J.Q. | 1921 | |
| WILSON, Brad | 1993-94-95-96 | |
| WILSON, Brian | 2001-02 | |
| WINDERS, Brian | 1993-94-95 | |
| WINSTON, Roy | 1961 | |
| WITTEN, Jeremy | 1997-98-99-2000 | |
| WOMACK,..... | 1903 | |
| WOMACK,..... | 1917 | |
| WOMBLE,..... | 1898-99 | |
| WOODRUFF, Marvin | 1976 | |
| WOODWARD, Robert | 1971-73 | |
| WRIGHT, Larry D. | 1975-76-77-78 | |
| WRIGHT, Ray | 2000-01 | |

Y

| | | |
|----------------|------------|--|
| YARNALL, Eddie | 1994-95-96 | |
| YERGER, M. | 1959 | |
| YOUMAN, Shane | 1999-00-01 | |
| YOUNG,..... | 1902 | |
| YOUNG, E.B. | 1893 | |
| YOUNG, T.W. | 1898 | |
| YURTIN, Jeff | 1985-86 | |

Z

| | | |
|------------------|------------|--|
| ZERINGUE, Jon | 2002-03-04 | |
| ZIMMERMAN, Joe | 1986-87 | |
| ZIMMERMAN, | 1913 | |
| ZINN, Jimmy | 1947 | |
| ZINSER, P. | 1954-55 | |
| ZINSMAN, Zeph | 2001 | |
| ZWEIG, Ivan | 1995 | |

Year-by-Year Records

| SEASON | /---OVERALL---/ | | | /----SEC-----/ | | | SEC FINISH | COACH |
|--------|-----------------|----|-------|----------------|----|------|------------|------------------|
| | W | L | PCT. | W | L | PCT. | | |
| 1893 | 1 | 0 | 1.000 | | | | | E.B. Young |
| 1894 | (No Games) | | | | | | | |
| 1895 | 0 | 3 | .000 | | | | | No Coach |
| 1896 | (No Games) | | | | | | | |
| 1897 | 3 | 3 | .500 | | | | | E.A. Scott |
| 1898 | 2 | 3 | .400 | | | | | A.W. Jeardeau |
| 1899 | 6 | 4 | .600 | | | | | C.V. Cusachs |
| 1900 | 2 | 3 | .400 | | | | | L.P. Piper |
| 1901 | 6 | 3 | .667 | | | | | L.P. Piper |
| 1902 | 6 | 6 | .500 | | | | | W.S. Borland |
| 1903 | 4 | 5 | .444 | | | | | W.S. Borland |
| 1904 | (No Games) | | | | | | | |
| 1905 | 4 | 6 | .400 | | | | | D.A. Killian |
| 1906 | 10 | 3 | .769 | | | | | D.A. Killian |
| 1907 | 11 | 7 | .611 | | | | | J. Phillips |
| 1908 | 9 | 12 | .429 | | | | | E.R. Wingard |
| 1909 | 7 | 10 | .411 | | | | | E.R. Wingard |
| 1910 | 7 | 9 | .438 | | | | | J.W. Mayhew |
| 1911 | 8 | 7 | .533 | | | | | J.W. Mayhew |
| 1912 | 8 | 6 | .571 | | | | | Bob Pender |
| 1913 | 7 | 11 | .389 | | | | | Bob Pender |
| 1914 | 4 | 8 | .333 | | | | | Doc Stroud |
| 1915 | 10 | 9 | .526 | | | | | Doc Stroud |
| 1916 | 15 | 8 | .652 | | | | | Doc Stroud |
| 1917 | 7 | 4 | .636 | | | | | Doc Stroud |
| 1918 | 8 | 4 | .667 | | | | | Doc Stroud |
| 1919 | 12 | 4 | .750 | | | | | Doc Stroud |
| 1920 | 10 | 8 | .555 | | | | | Doc Stroud |
| 1921 | 9 | 11 | .450 | | | | | Doc Stroud |
| 1922 | 7 | 6 | .538 | | | | | Branch Bocock |
| 1923 | 8 | 9 | .471 | | | | | Branch Bocock |
| 1924 | 4 | 9 | .308 | | | | | Moon Ducote |
| 1925 | 5 | 9 | .357 | | | | | M.J. Donahue |
| 1926 | 10 | 6 | .625 | | | | | M.J. Donahue |
| 1927 | 8 | 6 | .571 | | | | | Harry Rabenhorst |
| 1928 | 7 | 11 | .389 | | | | | Harry Rabenhorst |
| 1929 | 3 | 6 | .333 | | | | | Harry Rabenhorst |
| 1930 | 6 | 8 | .429 | | | | | Harry Rabenhorst |
| 1931 | 3 | 6 | .333 | | | | | Harry Rabenhorst |
| 1932 | 4 | 7 | .364 | | | | | Harry Rabenhorst |
| 1933 | 3 | 7 | .300 | 0 | 4 | .000 | 7th | Harry Rabenhorst |
| 1934 | 6 | 8 | .429 | 3 | 6 | .333 | 7th | Harry Rabenhorst |
| 1935 | 8 | 7 | .533 | 4 | 6 | .400 | 6th | Harry Rabenhorst |
| 1936 | 15 | 4 | .789 | 7 | 4 | .636 | 2nd | Harry Rabenhorst |
| 1937 | 12 | 14 | .462 | 5 | 10 | .333 | 7th | Harry Rabenhorst |
| 1938 | 7 | 8 | .466 | 3 | 6 | .333 | 8th | Harry Rabenhorst |
| 1939 | 22 | 6 | .786 | 10 | 2 | .883 | 1st | Harry Rabenhorst |
| 1940 | 16 | 5 | .762 | 10 | 4 | .741 | 3rd | Harry Rabenhorst |
| 1941 | 10 | 13 | .435 | 5 | 9 | .357 | 9th | Harry Rabenhorst |
| 1942 | 9 | 9 | .500 | 6 | 6 | .500 | 4th | Harry Rabenhorst |
| 1943 | 13 | 8 | .619 | 11 | 3 | .786 | 1st | A.L. Swanson |
| 1944 | 4 | 8 | .333 | (No Games) | | | | A.L. Swanson |
| 1945 | 11 | 7 | .611 | (No Games) | | | | A.L. Swanson |
| 1946 | 10 | 5 | .667 | 11 | 3 | .786 | 1st | Harry Rabenhorst |
| 1947 | 10 | 9 | .526 | 4 | 7 | .364 | 10th | Harry Rabenhorst |
| 1948 | 7 | 14 | .333 | 4 | 10 | .286 | 9th | Harry Rabenhorst |
| 1949 | 6 | 11 | .353 | 5 | 9 | .357 | 9th | Harry Rabenhorst |

| SEASON | /---OVERALL---/ | | | /----SEC-----/ | | | SEC FINISH | COACH |
|-----------------|-----------------|-------------|-------------|----------------|------------|-------------|------------|------------------|
| | W | L | PCT. | W | L | PCT. | | |
| 1950 | 5 | 9 | .367 | 2 | 7 | .222 | 11th | Harry Rabenhorst |
| 1951 | 10 | 6 | .625 | 6 | 6 | .500 | 5th | Harry Rabenhorst |
| 1952 | 9 | 11 | .450 | 7 | 9 | .438 | 7th | Harry Rabenhorst |
| 1953 | 8 | 10 | .444 | 7 | 8 | .476 | 7th | Harry Rabenhorst |
| 1954 | 8 | 11 | .421 | 5 | 10 | .333 | 10th | Harry Rabenhorst |
| 1955 | 6 | 17 | .261 | 1 | 1 | .267 | 10th | Harry Rabenhorst |
| 1956 | 9 | 11 | .450 | 7 | 9 | .438 | 7th | Harry Rabenhorst |
| 1957 | 8 | 11 | .421 | 6 | 8 | .428 | 8th | Ray Didier |
| 1958 | 14 | 11 | .560 | 9 | 6 | .650 | 4th | Ray Didier |
| 1959 | 16 | 17 | .485 | 7 | 9 | .469 | 3rd | Ray Didier |
| 1960 | 15 | 14 | .510 | 6 | 9 | .400 | 4th | Ray Didier |
| 1961 | 20 | 5 | .800 | 13 | 4 | .764 | 1st | Ray Didier |
| 1962 | 15 | 11 | .577 | 8 | 7 | .533 | 2nd | Ray Didier |
| 1963 | 16 | 10 | .615 | 9 | 7 | .563 | 2nd | Ray Didier |
| 1964 | 11 | 11 | .500 | 5 | 7 | .417 | 4th | Jim Waldrop |
| 1965 | 6 | 13 | .316 | 4 | 11 | .267 | 5th | Jim Waldrop |
| 1966 | 9 | 14 | .391 | 4 | 12 | .250 | 5th | Jim Smith |
| 1967 | 17 | 13 | .567 | 9 | 9 | *.500 | 1st | Jim Smith |
| 1968 | 20 | 14 | .588 | 10 | 8 | ** .556 | 1st | Jim Smith |
| 1969 | 11 | 24 | .314 | 4 | 13 | .235 | 4th | Jim Smith |
| 1970 | 16 | 19 | .457 | 5 | 11 | .313 | 3rd | Jim Smith |
| 1971 | 20 | 16 | .556 | 10 | 8 | .556 | 2nd | Jim Smith |
| 1972 | 21 | 21 | .500 | 7 | 11 | .389 | 2nd | Jim Smith |
| 1973 | 18 | 13 | .581 | 6 | 7 | .462 | 2nd | Jim Smith |
| 1974 | 18 | 17 | .514 | 7 | 10 | .412 | 4th | Jim Smith |
| 1975 | 40 | 16 | .714 | 19 | 3 | .864 | 1st | Jim Smith |
| 1976 | 19 | 23 | .452 | 11 | 12 | .478 | 3rd | Jim Smith |
| 1977 | 17 | 27 | .386 | 4 | 14 | .222 | 5th | Jim Smith |
| 1978 | 12 | 34 | .282 | 6 | 18 | .333 | 5th | Jim Smith |
| 1979 | 34 | 20 | .630 | 13 | 7 | .650 | 2nd | Jack Lamabe |
| 1980 | 23 | 19 | .548 | 8 | 9 | .471 | 4th | Jack Lamabe |
| 1981 | 23 | 30 | .434 | 7 | 14 | .333 | 4th | Jack Lamabe |
| 1982 | 26 | 25 | .509 | 9 | 13 | .409 | 4th | Jack Lamabe |
| 1983 | 28 | 21 | .571 | 9 | 12 | .429 | 4th | Jack Lamabe |
| 1984 | 32 | 23 | .581 | 12 | 12 | .500 | 3rd | Skip Bertman |
| 1985 | 41 | 18 | .694 | 17 | 7 | .708 | 1st | Skip Bertman |
| 1986 | 55 | 14 | .797 | 22 | 5 | .815 | 1st | Skip Bertman |
| 1987 | 49 | 19 | .721 | 12 | 10 | .545 | 5th | Skip Bertman |
| 1988 | 39 | 21 | .650 | 16 | 11 | .593 | 5th | Skip Bertman |
| 1989 | 55 | 17 | .764 | 18 | 9 | .666 | 2nd | Skip Bertman |
| 1990 | 54 | 19 | .740 | 20 | 7 | .741 | 1st | Skip Bertman |
| 1991 | 55 | 18 | .753 | 19 | 7 | .731 | 1st | Skip Bertman |
| 1992 | 50 | 16 | .758 | 18 | 6 | .750 | 1st | Skip Bertman |
| 1993 | 53 | 17 | .757 | 18 | 8 | .692 | 1st | Skip Bertman |
| 1994 | 46 | 20 | .697 | 21 | 6 | .777 | 2nd | Skip Bertman |
| 1995 | 47 | 18 | .723 | 17 | 12 | .586 | 5th | Skip Bertman |
| 1996 | 52 | 15 | .776 | 20 | 10 | .667 | 1st | Skip Bertman |
| 1997 | 57 | 13 | .814 | 22 | 7 | .759 | 1st | Skip Bertman |
| 1998 | 48 | 19 | .716 | 21 | 9 | .700 | 2nd | Skip Bertman |
| 1999 | 41 | 24 | .621 | 18 | 11 | .621 | 3rd | Skip Bertman |
| 2000 | 52 | 17 | .754 | 19 | 10 | .655 | 2nd | Skip Bertman |
| 2001 | 44 | 22 | .667 | 18 | 12 | .600 | 2nd | Skip Bertman |
| 2002 | 44 | 22 | .667 | 19 | 10 | .655 | 4th | Smoke Laval |
| 2003 | 45 | 22 | .672 | 20 | 9 | .690 | 1st | Smoke Laval |
| 2004 | 46 | 19 | .708 | 18 | 12 | .600 | 3rd | Smoke Laval |
| Totals # | 1953 | 1307 | .599 | 736 | 608 | .548 | | |

* - lost to Ole Miss 6-2 in single-game playoff for Western Division title
 ** - lost to Alabama 6-4 in single-game playoff for Western Division title
 # - LSU has also tied 21 games in its baseball history
 Note: SEC Western Division finishes are listed from 1959-1985

- INTRO
- THIS IS LSU
- PREVIEW
- TIGERS
- COACHES
- REVIEW
- HISTORY
- RECORDS**
- LSU
- MEDIA

All-Time Coaching Records



Smoke Laval 2002-



Skip Bertman 1984-2001



Harry Rabenhorst

1927-42; 1946-56



Ray Didier

1957-63



Jim Smith

1966-78



Jack Lamabe

1979-83

| YEARS | COACH | SEASONS | GAMES | WON | LOST | TIED | PCT. |
|---------------|-------------------|------------|--------------|-------------|-------------|-----------|-------------|
| 1893 | E.B. Young | 1 | 1 | 1 | 0 | 0 | 1.000 |
| 1895 | No Coach | 1 | 3 | 0 | 3 | 0 | .000 |
| 1897 | E.A. Scott | 1 | 6 | 3 | 3 | 0 | .500 |
| 1898 | A.W. Jeardeau | 1 | 5 | 2 | 3 | 0 | .400 |
| 1899 | C.V. Cusachs | 1 | 10 | 6 | 4 | 0 | .600 |
| 1900-01 | L.P. Piper | 2 | 15 | 8 | 6 | 1 | .566 |
| 1902-03 | W.S. Borland | 2 | 22 | 10 | 11 | 1 | .477 |
| 1905-06 | D.A. Killian | 2 | 23 | 14 | 9 | 0 | .609 |
| 1907 | J. Phillips | 1 | 18 | 11 | 7 | 1 | .611 |
| 1908-09 | E.R. Wingard | 2 | 39 | 16 | 22 | 1 | .423 |
| 1910-11 | J.W. Mayhew | 2 | 31 | 15 | 16 | 0 | .484 |
| 1912-13 | Bob Pender | 2 | 32 | 15 | 17 | 0 | .469 |
| 1914-21 | Doc Stroud | 8 | 138 | 73 | 58 | 5 | .563 |
| 1922-23 | Branch Bockock | 2 | 32 | 15 | 15 | 2 | .500 |
| 1924 | Moon Ducote | 1 | 13 | 4 | 9 | 0 | .308 |
| 1925-26 | Mike Donahue | 2 | 33 | 15 | 15 | 3 | .500 |
| 1927-42,46-56 | Harry Rabenhorst | 27 | 446 | 220 | 226 | 3 | .493 |
| 1943-45 | A.L. Swanson | 3 | 48 | 27 | 21 | 0 | .563 |
| 1957-63 | Ray Didier | 7 | 183 | 104 | 79 | 0 | .568 |
| 1964-65 | Jim Waldrop | 2 | 41 | 17 | 24 | 0 | .415 |
| 1966-78 | Jim Smith | 13 | 489 | 238 | 251 | 0 | .486 |
| 1979-83 | Jack Lamabe | 5 | 249 | 134 | 115 | 0 | .538 |
| 1984-01 | Skip Bertman | 18 | 1,203 | 870 | 330 | 3 | .724 |
| 2002- | Smoke Laval | 3 | 199 | 135 | 63 | 1 | .681 |
| TOTALS | 24 COACHES | 109 | 3,281 | 1953 | 1307 | 21 | .598 |

All-Time Series Records

| TEAM | FIRST GAME | LAST GAME | TOTAL GAMES | W-L-T | PCT. | TEAM | FIRST GAME | LAST GAME | TOTAL GAMES | W-L-T | PCT. |
|----------------------------|-------------|-------------|-------------|------------------|-------------|-------------------------------|-------------|-------------|-------------|------------------|-------------|
| Alabama | 1906 | 2004 | 323 | 137-183-3 | .429 | Mercer | 1988 | 2002 | 9 | 9-0-0 | 1.000 |
| Alabama-Birmingham | 1982 | 1994 | 4 | 3-1-0 | .750 | Miami (Fla.) | 1975 | 2004 | 14 | 5-9-0 | .357 |
| Army | 1980 | 2004 | 2 | 2-0-0 | 1.000 | Michigan | 1993 | 1995 | 3 | 3-0-0 | 1.000 |
| Arkansas | 1960 | 2004 | 54 | 36-18-0 | .667 | Michigan State | 1975 | 1975 | 2 | 1-1-0 | .500 |
| Arkansas State | 1993 | 1994 | 6 | 5-1-0 | .833 | Middle Tennessee State | 1980 | 1980 | 1 | 0-1-0 | .000 |
| Arizona State | 2000 | 2001 | 6 | 4-1-1 | .750 | Millsaps | 1915 | 1920 | 5 | 5-0-0 | 1.000 |
| Auburn | 1907 | 2004 | 134 | 74-60-0 | .552 | Minnesota | 1931 | 2001 | 17 | 14-3-0 | .824 |
| Austin Peay | 1996 | 1996 | 1 | 1-0-0 | 1.000 | Mississippi | 1906 | 2004 | 280 | 152-128-0 | .543 |
| Baylor | 1916 | 2003 | 10 | 7-3-0 | .700 | Mississippi College | 1901 | 1937 | 38 | 20-17-1 | .526 |
| Bellarmine | 1981 | 1981 | 1 | 1-0-0 | 1.000 | Mississippi State | 1905 | 2004 | 343 | 154-188-1 | .450 |
| Birmingham-Southern | 2002 | 2002 | 3 | 3-0-0 | 1.000 | Missouri | 1986 | 1987 | 2 | 2-0-0 | 1.000 |
| Bucknell | 1908 | 1908 | 3 | 2-1-0 | .667 | Murray State | 1975 | 1975 | 1 | 1-0-0 | 1.000 |
| Cal State Fullerton | 1987 | 2003 | 7 | 3-4-0 | .429 | Navy | 1978 | 1983 | 12 | 9-3-0 | .750 |
| Canisius | 1980 | 1985 | 2 | 2-0-0 | 1.000 | New Mexico | 1993 | 1993 | 3 | 3-0-0 | 1.000 |
| Centenary | 1895 | 2004 | 34 | 26-7-1 | .779 | New Orleans | 1976 | 2004 | 73 | 43-30-0 | .589 |
| Central Florida | 1985 | 2004 | 14 | 11-3-0 | .786 | Nevada-Las Vegas | 1989 | 1996 | 9 | 8-1-0 | .889 |
| Central Michigan | 1995 | 1995 | 2 | 2-0-0 | 1.000 | Nicholls State | 1968 | 2004 | 59 | 38-21-0 | .644 |
| Chamberlin Hunt | 1901 | 1908 | 5 | 5-0-0 | 1.000 | North Carolina | 1990 | 1997 | 2 | 2-0-0 | 1.000 |
| Chicago White Sox | 1925 | 1925 | 1 | 0-1-0 | .000 | North Carolina-Greensboro | 1997 | 1997 | 1 | 1-0-0 | 1.000 |
| The Citadel | 1990 | 1990 | 2 | 2-0-0 | 1.000 | North Carolina State | 1997 | 1997 | 1 | 1-0-0 | 1.000 |
| Cleveland State | 1983 | 1983 | 1 | 1-0-0 | 1.000 | North Carolina-Wilmington | 2003 | 2003 | 1 | 1-0-0 | 1.000 |
| Clinton Military Academy | 1897 | 1897 | 3 | 1-2-0 | .333 | North Texas | 1985 | 1985 | 3 | 3-0-0 | 1.000 |
| Coast Guard | 1972 | 1973 | 3 | 3-0-0 | 1.000 | Northeastern | 2003 | 2003 | 1 | 1-0-0 | 1.000 |
| Colgate | 1975 | 1975 | 4 | 4-0-0 | 1.000 | Northern Illinois | 1939 | 1970 | 15 | 10-5-0 | .667 |
| College of Charleston | 2004 | 2004 | 1 | 1-0-0 | 1.000 | N. Illinois St. Teachers | 1947 | 1948 | 2 | 2-0-0 | 1.000 |
| Connecticut A&M | 1908 | 1908 | 1 | 0-1-0 | .000 | Northwestern | 1937 | 1976 | 10 | 6-3-1 | .600 |
| Cornell | 1981 | 1981 | 1 | 1-0-0 | 1.000 | Northwestern State | 1937 | 2003 | 52 | 42-10-0 | .808 |
| Cumberland | 1903 | 1903 | 2 | 1-1-0 | .500 | Notre Dame | 1928 | 1991 | 4 | 2-2-0 | .500 |
| Dayton | 1996 | 1996 | 2 | 1-1-0 | .500 | Ohio | 1999 | 1999 | 3 | 3-0-0 | 1.000 |
| Delta State | 1966 | 1966 | 2 | 1-1-0 | .500 | Ohio State | 1976 | 1992 | 3 | 1-2-0 | .333 |
| DePaul | 1931 | 1961 | 2 | 2-0-0 | 1.000 | Oklahoma | 1959 | 1997 | 10 | 6-4-0 | .600 |
| Drake | 1974 | 1974 | 5 | 4-1-0 | .800 | Oklahoma State | 1973 | 1991 | 7 | 2-5-0 | .286 |
| Duke | 1997 | 1997 | 1 | 1-0-0 | 1.000 | Oral Roberts | 1987 | 1989 | 3 | 3-0-0 | 1.000 |
| Duquesne | 1996 | 2001 | 5 | 5-0-0 | 1.000 | Pennsylvania | 1908 | 1908 | 1 | 0-1-0 | .000 |
| East Carolina | 1999 | 1999 | 3 | 2-1-0 | .667 | Pennsylvania Normal | 1908 | 1908 | 1 | 1-0-0 | 1.000 |
| Evansville | 1990 | 1990 | 1 | 1-0-0 | 1.000 | Pensacola Naval Air | 1942 | 1956 | 4 | 1-3-0 | .250 |
| Florida | 1971 | 2004 | 71 | 45-25-1 | .641 | Princeton | 1976 | 1976 | 3 | 2-1-0 | .667 |
| Florida Southern | 1955 | 1955 | 2 | 1-1-0 | .500 | Providence | 1992 | 1992 | 1 | 1-0-0 | 1.000 |
| Florida State | 1955 | 2000 | 16 | 7-9-0 | .438 | Purdue | 1935 | 1950 | 4 | 4-0-0 | 1.000 |
| Fresno State | 1991 | 1994 | 2 | 2-0-0 | 1.000 | Rice | 1914 | 2002 | 18 | 10-8-0 | .556 |
| George Washington | 1989 | 1992 | 3 | 2-1-0 | .667 | Rockhill College | 1908 | 1908 | 1 | 1-0-0 | 1.000 |
| Georgia | 1975 | 2004 | 64 | 48-15-1 | .758 | South Alabama | 1971 | 1997 | 38 | 14-24-0 | .368 |
| Georgia Southern | 1992 | 1992 | 1 | 1-0-0 | 1.000 | South Carolina | 1992 | 2004 | 34 | 21-12-1 | .632 |
| Georgia Tech | 1990 | 1996 | 3 | 3-0-0 | 1.000 | South Florida | 1995 | 1995 | 3 | 1-2-0 | .333 |
| Gettysburg | 1908 | 1908 | 1 | 0-1-0 | .000 | Southern Methodist | 1967 | 1967 | 2 | 2-0-0 | 1.000 |
| Hattiesburg Normal | 1921 | 1921 | 1 | 0-1-0 | .000 | Southeastern Louisiana | 1937 | 2004 | 69 | 53-16-0 | .768 |
| Houston | 1975 | 2004 | 35 | 14-21-0 | .400 | Southern | 1970 | 2004 | 40 | 39-1-0 | .975 |
| Illinois | 1915 | 1963 | 19 | 10-7-2 | .579 | Southern California | 1988 | 2000 | 10 | 7-3-0 | .700 |
| Illinois-Chicago | 1981 | 1982 | 6 | 6-0-0 | 1.000 | Southern Illinois | 1952 | 1983 | 9 | 3-6-0 | .333 |
| Illinois State | 1966 | 1980 | 13 | 8-5-0 | .615 | Southern Mississippi | 1970 | 2004 | 41 | 29-10-2 | .732 |
| Illinois Wesleyan | 1947 | 1974 | 5 | 3-2-0 | .600 | Southwest Missouri St. | 1984 | 1984 | 1 | 1-0-0 | 1.000 |
| Indiana | 1926 | 1926 | 2 | 1-0-1 | .750 | Southwestern (Texas) | 1913 | 1913 | 3 | 2-1-0 | .667 |
| Indiana State | 1993 | 1993 | 2 | 2-0-0 | 1.000 | Southwestern (Tennessee) | 1958 | 1958 | 1 | 1-0-0 | 1.000 |
| Iowa | 1925 | 1947 | 7 | 2-3-2 | .429 | Spring Hill | 1920 | 1930 | 12 | 7-5-0 | .583 |
| Jackson State | 1985 | 2000 | 4 | 4-0-0 | 1.000 | Stanford | 1987 | 2000 | 4 | 3-1-0 | .750 |
| Jacksonville | 1981 | 1981 | 3 | 1-2-0 | .333 | Stephen F. Austin | 1986 | 1992 | 9 | 9-0-0 | 1.000 |
| Jacksonville State | 2004 | 2004 | 3 | 3-0-0 | 1.000 | St. Charles College | 1914 | 1917 | 4 | 4-0-0 | 1.000 |
| Jefferson College | 1905 | 1921 | 18 | 15-2-1 | .806 | St. John's | 1989 | 1989 | 2 | 2-0-0 | 1.000 |
| Jefferson Military Academy | 1899 | 1909 | 22 | 11-10-1 | .523 | St. Louis | 1982 | 1991 | 3 | 3-0-0 | 1.000 |
| Kansas | 1990 | 2003 | 6 | 3-3-0 | .500 | St. Stanislaus | 1920 | 1923 | 3 | 2-0-1 | .700 |
| Kansas State | 1967 | 2001 | 19 | 11-8-0 | .579 | St. Vincent Academy | 1900 | 1900 | 1 | 0-1-0 | .000 |
| Kent | 1993 | 1993 | 1 | 0-1-0 | .000 | Tennessee | 1907 | 2004 | 49 | 38-11-0 | .776 |
| Kentucky | 1975 | 2004 | 45 | 31-14-0 | .689 | Texas | 1899 | 2000 | 29 | 8-20-1 | .293 |
| Lafayette | 1908 | 1908 | 1 | 0-1-0 | 1.000 | Texas A&M | 1907 | 2004 | 22 | 10-11-1 | .477 |
| Lamar | 1984 | 1995 | 6 | 1-5-0 | .167 | Texas-Arlington | 1987 | 1987 | 2 | 2-0-0 | 1.000 |
| Long Beach State | 1989 | 2003 | 11 | 7-4-0 | .636 | Texas Christian | 1967 | 1994 | 7 | 6-1-0 | .857 |
| Louisiana College | 1914 | 1998 | 21 | 19-2-0 | .905 | Texas State | 2004 | 2004 | 3 | 3-0-0 | 1.000 |
| Louisiana-Lafayette | 1912 | 2002 | 64 | 43-21-0 | .672 | Tulane | 1893 | 2004 | 278 | 157-118-3 | .570 |
| Louisiana-Monroe | 1959 | 2004 | 43 | 35-8-0 | .814 | UCLA | 1988 | 2000 | 3 | 3-0-0 | 1.000 |
| Louisiana Normal | 1926 | 1928 | 4 | 3-1-0 | .750 | Vanderbilt | 1954 | 2004 | 68 | 44-24-0 | .647 |
| Louisiana Tech | 1902 | 1998 | 58 | 40-18-0 | .690 | Virginia | 2000 | 2000 | 3 | 3-0-0 | 1.000 |
| Louisville | 1979 | 1979 | 1 | 1-0-0 | 1.000 | Virginia Commonwealth | 1997 | 2001 | 6 | 5-1-0 | .833 |
| Loyola (New Orleans) | 1915 | 2003 | 55 | 32-22-1 | .591 | West Florida | 1982 | 1982 | 2 | 2-0-0 | 1.000 |
| Loyola-Marymount | 1986 | 1986 | 1 | 0-1-0 | .000 | West Maryland | 1908 | 1908 | 1 | 1-0-0 | 1.000 |
| LSU-Shreveport | 1998 | 1998 | 1 | 1-0-0 | 1.000 | Western Carolina | 1993 | 1993 | 1 | 1-0-0 | 1.000 |
| Luther College (Iowa) | 1939 | 1939 | 1 | 1-0-0 | 1.000 | Western Kentucky | 1996 | 1996 | 3 | 3-0-0 | 1.000 |
| Maine | 1986 | 1995 | 7 | 6-1-0 | .857 | Wheaton | 1959 | 1959 | 1 | 1-0-0 | 1.000 |
| MacMurray | 1965 | 1965 | 1 | 1-0-0 | 1.000 | Wichita State | 1987 | 1996 | 10 | 6-4-0 | .600 |
| McNeese State | 1983 | 2001 | 28 | 19-9-0 | .679 | Winthrop | 2003 | 2003 | 3 | 3-0-0 | 1.000 |
| Marion | 1907 | 1907 | 3 | 1-2-0 | .333 | Wisconsin | 1975 | 1981 | 10 | 8-2-0 | .800 |
| Memphis | 1964 | 1975 | 11 | 9-2-0 | .818 | Yale | 1908 | 1908 | 1 | 0-1-0 | .000 |
| | | | | | | OTHERS | 1895 | 1957 | 95 | 43-50-2 | .463 |

2005 Opponents in Bold

- INTRO
- THIS IS **LSU**
- PREVIEW
- TIGERS
- COACHES
- REVIEW
- HISTORY
- RECORDS**
- LSU**
- MEDIA

All-Time Results

INTRO

THIS IS LSU

PREVIEW

TIGERS

COACHES

REVIEW

HISTORY

RECORDS

LSU

MEDIA

1893 (1-0) Coach E.B. Young

| | | |
|------------|----|---|
| Tulane (H) | 10 | 8 |
|------------|----|---|

1894 - No Games

1895 (0-3-1) No Coach

| | | |
|----------------------|----|----|
| Baton Rouge Reds (H) | 5 | 14 |
| Centenary (N) | 4 | 5 |
| Centenary (N) | 11 | 11 |
| Tulane (H) | 11 | 12 |

1896 - No Games

1897 (3-3) Coach E.A. Scott

| | | |
|------------------------|----|----|
| Baton Rouge (H) | 17 | 11 |
| Clinton Mil. Academy | 7 | 6 |
| Centenary (Jackson) | 16 | 17 |
| Clinton Mil. Acad. (A) | 4 | 6 |
| Clinton Mil. Acad. (H) | 4 | 6 |
| Tulane (H) | 31 | 8 |

1898 (2-3) Coach A. W. Jeardeau

| | | |
|---------------------|----|----|
| Centenary (H) | 17 | 13 |
| Tulane (H) | 15 | 19 |
| Centenary (Jackson) | 4 | 11 |
| Centenary (Jackson) | 28 | 9 |
| Tulane (A) | 8 | 13 |

1899 (6-5) Coach C.V. Cusachs

| | | |
|--------------------------|----|---|
| St. Vincent Acad. (H) | 10 | 0 |
| Plaquemine Greys (H) | 15 | 4 |
| Texas (H) | 6 | 8 |
| Plaquemine Greys (A) | 9 | 8 |
| Jefferson Mil. Acad. (A) | 12 | 1 |
| Jefferson Mil. Acad. (A) | 10 | 2 |
| Texas (A) | 0 | 3 |
| Texas (A) | 4 | 5 |
| Texas (A) | 1 | 4 |
| Tulane (H) | 5 | 5 |
| Tulane (A) | 5 | 7 |

1900 (2-3-1) Coach L.P. Piper

| | | |
|--------------------------|----|----|
| Jefferson Mil. Acad. (A) | 12 | 12 |
| Jefferson Mil. Acad. (A) | 2 | 11 |
| Tulane (A) | 8 | 7 |
| Tulane (H) | 9 | 5 |
| Tulane (H) | 7 | 10 |
| St. Vincent Acad. (H) | 10 | 11 |

1901 (6-3) Coach L.P. Piper

| | | |
|--------------------------|----|----|
| Miss. College (Clinton) | 6 | 8 |
| Jefferson Mil. Acad. (A) | 16 | 13 |
| Chamberlain Hunt (H) | 17 | 0 |
| Texas (H) | 2 | 1 |
| Texas (H) | 1 | 6 |
| Jefferson Mil. Acad. (H) | 7 | 6 |
| Jefferson Mil. Acad. (H) | 9 | 0 |
| LSU Alumni (H) | 8 | 4 |

1902 (6-6-1) Coach W.S. Borland

| | | |
|--------------------------|----|----|
| Chamberlain Hunt (H) | 7 | 2 |
| Chamberlain Hunt (H) | 11 | 2 |
| Texas (A) | 1 | 20 |
| Texas (S) | 2 | 5 |
| Texas (S) | 1 | 1 |
| Texas (H) | 2 | 5 |
| Louisiana Tech (H) | 5 | 0 |
| Louisiana Tech (H) | 24 | 0 |
| Baton Rouge (H) | 1 | 5 |
| Plaquemine Greys (H) | 7 | 3 |
| N.O.Y.M.C.A. (H) | 21 | 0 |
| Jefferson Mil. Acad. (H) | 2 | 3 |
| Jefferson Mil. Acad. (H) | 9 | 10 |

1903 (4-5) Coach W.S. Borland

| | | |
|--------------------------|----|----|
| St. Louis (H) | 1 | 6 |
| Jefferson Mil. Acad. (A) | 16 | 13 |
| Jefferson Mil. Acad. (A) | 6 | 3 |
| Jefferson Mil. Acad. (H) | 11 | 5 |
| Jefferson Mil. Acad. (H) | 2 | 6 |
| Texas (H) | 7 | 8 |
| Cumberland (H) | 2 | 6 |
| Cumberland (H) | 14 | 9 |
| Donaldsonville (A) | 1 | 9 |

1904 - No Games

1905 (4-6) Coach D.A. Killian

| | | |
|-----------------|---|----|
| Baton Rouge (H) | 0 | 14 |
|-----------------|---|----|

| | | |
|--------------------------|----|----|
| Baton Rouge (H) | 6 | 7 |
| Baton Rouge (H) | 4 | 7 |
| Jefferson Mil. Acad. (H) | 5 | 2 |
| Jefferson Mil. Acad. (H) | 3 | 5 |
| Tulane (A) | 4 | 5 |
| Tulane (A) | 1 | 15 |
| Miss. College (H) | 12 | 8 |
| Jefferson College (H) | 7 | 1 |
| Tulane (H) | 16 | 5 |

1906 (10-3) Coach D.A. Killian

| | | |
|-----------------------|----|---|
| Alabama (H) | 2 | 0 |
| Alabama (H) | 1 | 0 |
| Alabama (H) | 3 | 2 |
| Tulane (H) | 0 | 4 |
| Tulane (H) | 5 | 1 |
| Texas (H) | 0 | 5 |
| Texas (H) | 8 | 3 |
| Texas (H) | 7 | 3 |
| Tulane (A) | 9 | 2 |
| Tulane (A) | 4 | 6 |
| Jefferson College (A) | 11 | 1 |
| Mississippi (H) | 4 | 2 |
| Mississippi (H) | 6 | 1 |

1907 (11-7) Coach J. Phillips

| | | |
|----------------------|----|----|
| Baton Rouge Reds (H) | 5 | 9 |
| Auburn (H) | 0 | 4 |
| Auburn (H) | 3 | 5 |
| Auburn (H) | 4 | 3 |
| Mississippi (A) | 0 | 5 |
| Mississippi (A) | 2 | 0 |
| Miss. State (A) | 3 | 1 |
| Miss. State (A) | 5 | 2 |
| Miss. State (A) | 4 | 7 |
| Miss. State (A) | 4 | 7 |
| Miss. State (A) | 8 | 2 |
| Alabama (A) | 3 | 1 |
| Alabama (A) | 8 | 6 |
| Marion (A) | 0 | 3 |
| Marion (A) | 2 | 3 |
| Marion (A) | 4 | 0 |
| Texas A&M (H) | 3 | 2 |
| Tennessee (H) | 2 | 0 |
| Tennessee (H) | 12 | 11 |

1908 (9-12-1) Coach E.R. Wingard

| | | |
|--------------------------|----|---|
| Chamberlain Hunt (H) | 7 | 2 |
| Chamberlain Hunt (H) | 5 | 2 |
| Jefferson Mil. Acad. (A) | 2 | 3 |
| Jefferson Mil. Acad. (A) | 13 | 2 |
| Jefferson Mil. Acad. (A) | 3 | 7 |
| O'Harrigans (H) | 4 | 4 |
| Miss. State (A) | 1 | 2 |
| Miss. State (A) | 0 | 4 |
| Miss. State (A) | 4 | 7 |
| Alabama (A) | 3 | 1 |
| Alabama (A) | 1 | 4 |
| Rockhill College (A) | 3 | 2 |
| W. Maryland College (A) | 7 | 2 |
| Gettysburg (A) | 1 | 5 |
| Bucknell (A) | 1 | 2 |
| Yale (A) | 1 | 7 |
| Connecticut A&M (A) | 4 | 5 |
| Lafayette (A) | 0 | 1 |
| Penn. Univ. (A) | 2 | 7 |
| Bucknell (A) | 3 | 2 |
| Renov (A) | 4 | 3 |
| Penn Normal (A) | 10 | 0 |

1909 (7-10) Coach E.R. Wingard

| | | |
|--------------------------|--------|----|
| Miss. State (H) | 7 | 4 |
| Miss. State (H) | 7 | 10 |
| Miss. State (H) | 7 | 3 |
| Miss. State (H) | 3 | 0 |
| Miss. State (H) | 1 | 4 |
| Miss. State (H) | 0 | 1 |
| Jefferson Mil. Acad. (A) | 1 | 5 |
| Jefferson Mil. Acad. (A) | 2 | 1 |
| Jefferson Mil. Acad. (A) | 5 | 6 |
| Mississippi (A) | 1 | 7 |
| Mississippi (A) | (Loss) | |
| Mississippi (A) | 5 | 3 |
| Miss. College (A) | 1 | 4 |
| Miss. College (A) | 0 | 3 |
| Miss. College (A) | 2 | 3 |
| Nashville U. (H) | 9 | 3 |
| Nashville U. (H) | 2 | 0 |

1910 (7-9) Coach J.W. Mayhew

| | | |
|-------------------|---|---|
| Miss. College (H) | 5 | 2 |
|-------------------|---|---|

| | | |
|--------------------|----|----|
| Miss. College (H) | 3 | 7 |
| Miss. College (H) | 2 | 5 |
| Mississippi (A) | 2 | 1 |
| Mississippi (A) | 5 | 8 |
| Mississippi (A) | 3 | 1 |
| Union (A) | 1 | 2 |
| Union (A) | 3 | 0 |
| Centenary (A) | 16 | 4 |
| Centenary (A) | 5 | 0 |
| Centenary (A) | 2 | 13 |
| Louisiana Tech (A) | 0 | 1 |
| Louisiana Tech (A) | 0 | 2 |
| Louisiana Tech (A) | 5 | 2 |
| Texas A&M (H) | 0 | 2 |
| Texas A&M (H) | 1 | 6 |

1911 (8-7) Coach J.W. Mayhew

| | | |
|-------------------|----|---|
| Tulane (H) | 3 | 2 |
| Tulane (H) | 5 | 6 |
| Miss. College (H) | 3 | 8 |
| Miss. College (H) | 8 | 2 |
| Miss. College (H) | 5 | 3 |
| Mississippi (H) | 5 | 4 |
| Mississippi (H) | 11 | 6 |
| Mississippi (H) | 4 | 2 |
| Tulane (A) | 3 | 5 |
| Tulane (A) | 2 | 3 |
| Miss. College | 0 | 3 |
| Miss. College | 4 | 0 |
| Miss. State (A) | 0 | 1 |
| Miss. State (A) | 2 | 1 |
| Miss. State (A) | 0 | 5 |

1912 (8-6) Coach Bob Pender

| | | |
|---------------------|----|----|
| SW Louisiana (H) | 8 | 4 |
| SW Louisiana (H) | 19 | 2 |
| Miss. College (H) | 4 | 6 |
| Miss. College (H) | 11 | 1 |
| Cleveland (NL) (H) | 0 | 13 |
| Tulane (A) | 1 | 5 |
| Tulane (A) | 6 | 3 |
| Miss. College (A) | 5 | 4 |
| Miss. State (A) | 5 | 6 |
| Miss. State (A) | 3 | 5 |
| Miss. State (A) | 0 | 2 |
| Tulane (H) | 5 | 3 |
| Tulane (H) | 9 | 6 |
| U.S.S. Nebraska (H) | 2 | 1 |

1913 (7-11) Coach Bob Pender

| | | |
|-------------------------|----|----|
| Jefferson Coll. (H) | 7 | 1 |
| Detroit (A. L.) (H) | 0 | 17 |
| Detroit (A.L.) (H) | 5 | 13 |
| SW Louisiana (H) | 4 | 3 |
| SW Louisiana (H) | 8 | 4 |
| Tulane (H) | 4 | 2 |
| Tulane (H) | 12 | 2 |
| Texas (A) | 6 | 13 |
| Texas (A) | 3 | 10 |
| Southwestern (Tex.) (A) | 9 | 3 |
| Southwestern (Tex.) (A) | 1 | 10 |
| Texas A&M (A) | 9 | 11 |
| Miss. State (H) | 2 | 10 |
| Miss. State (H) | 4 | 7 |
| Miss. State (H) | 7 | 11 |
| Tulane (A) | 0 | 2 |
| Tulane (H) | 3 | 4 |
| Southwestern (Tex.) (H) | 8 | 6 |

1914 (4-8) Coach Doc Stroud

| | | |
|----------------------------|--------|----|
| SW Louisiana (H) | 6 | 5 |
| Mississippi (H) | 1 | 3 |
| Mississippi (H) | (Loss) | |
| La. College (H) | 18 | 2 |
| Tulane (H) | 0 | 3 |
| Tulane (H) | 5 | 13 |
| Natalbany Reds (S-Pro) (A) | 2 | 7 |
| Rice (A) | 3 | 5 |
| Rice (A) | 6 | 9 |
| SW Louisiana (A) | 0 | 10 |
| St. Charles Coll. (A) | 5 | 1 |
| Tulane (H) | 5 | 4 |

1915 (10-9-1) Coach Doc Stroud

| | | |
|-----------------------|----|---|
| Detroit (AL) (H) | 3 | 9 |
| Loyola (H) | 10 | 2 |
| Loyola (H) | 12 | 1 |
| Jefferson College (H) | 7 | 6 |
| Jefferson College (H) | 3 | 3 |
| SW Louisiana (H) | 7 | 1 |
| SW Louisiana (H) | 4 | 9 |

| | | |
|-------------------|----|----|
| Donaldsonville | 8 | 3 |
| Millsaps (H) | 6 | 5 |
| Tulane (H) | 6 | 5 |
| Tulane (H) | 19 | 1 |
| Mississippi (A) | 1 | 3 |
| Mississippi (A) | 3 | 2 |
| Miss. State (A) | 1 | 2 |
| Miss. State (A) | 1 | 4 |
| Alabama (A) | 4 | 10 |
| Alabama (A) | 2 | 9 |
| Miss. College (A) | 6 | 4 |
| Tulane (A) | 1 | 2 |
| Tulane (A) | 0 | 7 |

1916 (15-8) Coach Doc Stroud

| | | |
|-------------------------|----|----|
| Jefferson College | 1 | 2 |
| Jefferson College | 7 | 4 |
| Millsaps | 18 | 2 |
| Miss. College | 3 | 2 |
| Miss. College | 13 | 2 |
| New York (NL) (H) | 1 | 4 |
| Illinois (H) | 1 | 0 |
| Illinois (H) | 4 | 3 |
| SW Louisiana (A) | 1 | 0 |
| St. Charles College (A) | 14 | 4 |
| Rice (A) | 3 | 0 |
| Rice (A) | 1 | 0 |
| Texas A&M (A) | 0 | 1 |
| Texas A&M (A) | 3 | 6 |
| Baylor (A) | 4 | 1 |
| Baylor (A) | 8 | 11 |
| Alabama | 8 | 9 |
| Alabama | 2 | 3 |
| Tulane | 2 | 0 |
| Tulane | 14 | 8 |
| Tulane | 16 | 1 |
| Tulane | 2 | 6 |
| Bogalusa (Pro) | 6 | 2 |

1917 (7-4-2) Coach Doc Stroud

| | | |
|-------------------------|----|----|
| Jefferson College (A) | 1 | 2 |
| St. Charles College (H) | 6 | 0 |
| St. Charles College (H) | 5 | 2 |
| Texas A&M (H) | 3 | 3 |
| Texas A&M (A) | 3 | 6 |
| Jefferson College (A) | 4 | 1 |
| Jefferson College (H) | 7 | 3 |
| Illinois (H) | 1 | 0 |
| Illinois (H) | 3 | 1 |
| Miss. State (A) | 0 | 0 |
| Miss. State (A) | 2 | 5 |
| Alabama (A) | 2 | 12 |
| Alabama (A) | 13 | 2 |

1918 (8-4) Coach Doc Stroud

| | | |
|-----------------------|----|---|
| Jefferson College (H) | 5 | 0 |
| Jefferson College (A) | 7 | 0 |
| Jefferson College (A) | 15 | 8 |
| U.S.N.R. (N.O.) (H) | 1 | 4 |
| Miss. State (H) | 1 | 2 |
| Miss. State (H) | 11 | 5 |
| Alabama (A) | 0 | 2 |
| Alabama (A) | 5 | 2 |
| Miss. State (A) | 1 | 0 |
| Miss. State (A) | 1 | 0 |
| Alabama (A) | 2 | 4 |
| Alabama (A) | 1 | 0 |

1919 (12-4) Coach Doc Stroud

| | | |
|-----------------------|----|---|
| Jefferson College (H) | 2 | 1 |
| Jefferson College (H) | 9 | 0 |
| La. College (H) | 9 | 0 |
| La. College (H) | 8 | 0 |
| K. of C. (B.R.) (H) | 8 | 1 |
| SW Louisiana (H) | 10 | 3 |

| | | |
|---------------------|----|---|
| Mississippi (A) | 0 | 2 |
| Mississippi (A) | 4 | 5 |
| Spring Hill (H) | 4 | 1 |
| Spring Hill (H) | 5 | 0 |
| Millsaps (H) | 5 | 1 |
| Millsaps (H) | 3 | 2 |
| Alabama (H) | 1 | 6 |
| Alabama (H) | 4 | 5 |
| Miss. State (A) | 4 | 2 |
| Meridian (CSL) (A) | 11 | 4 |
| Alabama (A) | 0 | 4 |
| Alabama (A) | 1 | 4 |
| La. Tech (H) | 4 | 3 |
| La. Tech (H) | 4 | 0 |
| Stanocolas (BR) (H) | 2 | 2 |

1921 (9-11-1) Coach Doc Stroud

| | | |
|-----------------------|----|----|
| Jefferson College | 10 | 4 |
| Jefferson College | 10 | 1 |
| Spring Hill | 15 | 16 |
| Indianapolis (Pro) | 0 | 10 |
| Mississippi | 5 | 4 |
| Mississippi | 3 | 4 |
| Miss. State | 0 | 1 |
| Miss. State | 0 | 6 |
| Miss. College | 4 | 1 |
| Miss. College | 5 | 2 |
| Hattiesburg Normal | 2 | 3 |
| Alabama | 0 | 4 |
| Alabama | 5 | 4 |
| Miss. College | 3 | 3 |
| Miss. College | 4 | 2 |
| Miss. College | 0 | 1 |
| Miss. College | 0 | 2 |
| Spring Hill | 11 | 0 |
| Spring Hill | 1 | 3 |
| Stanocolas (B.R.) | 12 | 1 |
| Stanocolas (B.R.) (H) | 3 | 8 |

1922 (7-6) Coach Branch Bocock

| | | |
|------------------------|----|----|
| Miss. College (H) | 1 | 7 |
| Miss. State (H) | 5 | 9 |
| Miss. State (H) | 5 | 4 |
| New Orleans (S.L.) (H) | 0 | 15 |
| Loyola N.O. (A) | 12 | 5 |
| Loyola N.O. (A) | 1 | 4 |
| Mississippi (H) | 8 | 3 |
| Mississippi (H) | 4 | 1 |
| Texas (H) | 3 | 5 |
| Texas (H) | 9 | 8 |
| Miss. College (A) | 4 | 1 |
| Miss. College (A) | 3 | 4 |
| Alabama (A) | 8 | 6 |

1923 (8-9-2) Coach Branch Bocock

| | | |
|--------------------|----|----|
| Mississippi (H) | 1 | 2 |
| Mississippi (H) | 3 | 2 |
| Miss. College (A) | 4 | 3 |
| Miss. College (A) | 3 | 8 |
| Miss. State (A) | 2 | 8 |
| Miss. State (A) | 1 | 2 |
| Illinois (H) | 3 | 13 |
| Illinois (H) | 6 | 6 |
| Spring Hill (H) | 4 | 1 |
| Alabama (H) | 6 | 9 |
| Alabama (H) | 4 | 5 |
| Tulane (A) | 4 | 2 |
| Tulane (A) | 3 | 6 |
| Spring Hill (A) | 0 | 6 |
| Spring Hill (A) | 12 | 6 |
| St. Stanislaus (A) | 5 | 2 |
| St. Stanislaus (A) | 13 | 7 |
| Tulane (H) | 6 | 5 |
| Tulane (H) | 6 | 6 |

1924 (4-9) Coach Moon Ducote

| | | |
|-------------------|----|----|
| SW Louisiana (A) | 11 | 1 |
| SW Louisiana (A) | 9 | 4 |
| Miss. State (H) | 5 | 14 |
| Spring Hill (H) | 5 | 3 |
| Spring Hill (H) | 3 | 13 |
| Illinois (H) | 4 | 8 |
| Illinois (H) | 5 | 6 |
| Miss. College (H) | 2 | 3 |
| Miss. College (H) | 4 | 6 |
| Tulane (H) | 3 | 7 |
| Tulane (H) | 4 | 3 |
| Tulane (A) | 4 | 8 |
| Tulane (A) | 1 | 2 |

1925 (5-9-2) Coach Mike Donahue

| | | |
|-------------------|----|----|
| Stanocolas (H) | 5 | 2 |
| SW Louisiana (H) | 4 | 9 |
| Stanocolas (H) | 7 | 2 |
| Stanocolas (H) | 9 | 9 |
| Chicago (AL.) (H) | 7 | 17 |
| Iowa (H) | 3 | 4 |
| Iowa (H) | 4 | 4 |
| Tulane (A) | 5 | 6 |
| Tulane (A) | 6 | 7 |
| Tulane (H) | 7 | 4 |
| Tulane (H) | 14 | 7 |
| Miss. State (A) | 4 | 10 |
| Miss. State (A) | 6 | 17 |
| La. Tech (A) | 3 | 6 |
| La. Tech (A) | 27 | 6 |
| La. Tech (A) | 2 | 7 |

1926 (10-6-1) Coach Mike Donahue

| | | |
|------------------|----|----|
| B.R.YMCA (H) | 6 | 0 |
| Miss. State (H) | 4 | 12 |
| Indiana (H) | 17 | 11 |
| Indiana (H) | 3 | 3 |
| SW Louisiana (A) | 9 | 2 |
| Miss. State (A) | 3 | 11 |
| Miss. State (A) | 9 | 7 |
| Mississippi (A) | 2 | 5 |
| Mississippi (A) | 2 | 5 |
| Tulane (H) | 2 | 0 |
| Tulane (A) | 2 | 4 |
| Tulane (A) | 4 | 2 |
| La. Normal (A) | 3 | 2 |
| La. Normal (A) | 6 | 3 |
| La. Tech (H) | 9 | 3 |
| La. Tech (H) | 1 | 4 |
| La. Tech (H) | 1 | 0 |

1927 (8-6) Coach Harry Rabenhorst

| | | |
|------------------|----|---|
| SW Louisiana (H) | 6 | 0 |
| SW Louisiana (H) | 3 | 2 |
| La. Tech (A) | 7 | 2 |
| Centenary (A) | 2 | 6 |
| Centenary (A) | 3 | 5 |
| Loyola N.O. (A) | 11 | 4 |
| Loyola N.O. (A) | 7 | 9 |
| Loyola N.O. (H) | 5 | 0 |
| Loyola N.O. (H) | 11 | 5 |
| Alabama (H) | 1 | 6 |
| Alabama (H) | 1 | 2 |
| Stanocolas (H) | 5 | 6 |
| Tulane (H) | 7 | 1 |
| Tulane (H) | 4 | 0 |

1928 (7-11) Coach Harry Rabenhorst

| | | |
|--------------------|----|----|
| Stanocolas (H) | 2 | 3 |
| Stanocolas (H) | 6 | 4 |
| Iowa (H) | 1 | 13 |
| Iowa (H) | 0 | 3 |
| Notre Dame (H) | 3 | 5 |
| Tulane (A) | 4 | 7 |
| Alabama (A) | 1 | 0 |
| Alabama (A) | 3 | 7 |
| Miss. State (H) | 1 | 0 |
| Miss. State (H) | 0 | 12 |
| Loyola N.O. (A) | 12 | 4 |
| Loyola N.O. (A) | 9 | 8 |
| Tulane (H) | 7 | 6 |
| Tulane (H) | 3 | 6 |
| La. Normal (H) | 13 | 0 |
| La. Normal (H) | 2 | 10 |
| Louisiana Tech (H) | 13 | 14 |
| Louisiana Tech (H) | 3 | 7 |

1929 (3-6) Coach Harry Rabenhorst

| | | |
|-----------------|---|---|
| Illinois (H) | 4 | 7 |
| Illinois (H) | 9 | 6 |
| Alabama (H) | 2 | 9 |
| Alabama (H) | 0 | 1 |
| Mississippi (H) | 0 | 7 |
| Tulane (A) | 8 | 6 |
| Tulane (A) | 0 | 3 |
| Tulane (H) | 6 | 7 |
| Tulane (H) | 5 | 4 |

1930 (6-8) Coach Harry Rabenhorst

| | | |
|-----------------------|------|----|
| Miss. S.C. (H) | 6 | 5 |
| Baton Rouge (CSL) (H) | Loss | |
| Miss. State (A) | 4 | 8 |
| Miss. State (A) | 4 | 8 |
| Alabama (A) | 3 | 18 |

| | | |
|-----------------|------|---|
| Alabama (A) | 0 | 5 |
| Mississippi (A) | Loss | |
| Mississippi (A) | Loss | |
| Spring Hill (H) | 5 | 6 |
| Spring Hill (H) | 5 | 4 |
| Tulane (A) | 8 | 4 |
| Tulane (A) | 12 | 4 |
| Tulane (H) | 12 | 4 |
| Tulane (H) | 10 | 1 |

1931 (3-6-1) Coach Harry Rabenhorst

| | | |
|-----------------------|----|----|
| Minnesota (H) | 6 | 4 |
| Alabama (H) | 1 | 7 |
| Alabama (H) | 18 | 18 |
| Miss. State (H) | 7 | 3 |
| Miss. State (H) | 2 | 8 |
| Miss. State (A) | 2 | 1 |
| Alabama (A) | 3 | 13 |
| Baton Rouge (CSL) (H) | 6 | 9 |
| Mississippi (H) | 3 | 5 |
| Mississippi (H) | 5 | 7 |

1932 (4-7-1) Coach Harry Rabenhorst

| | | |
|-----------------------|------|----|
| Miss. State (H) | 7 | 6 |
| Miss. State (H) | 6 | 8 |
| Alabama (A) | 0 | 7 |
| Alabama (A) | 5 | 28 |
| Miss. State (A) | 0 | 12 |
| Miss. State (A) | 10 | 13 |
| Alabama (H) | 4 | 9 |
| Alabama (H) | 3 | 3 |
| Baton Rouge (CSL) (H) | Loss | |
| Tulane (H) | 7 | 1 |
| Tulane (H) | 6 | 2 |
| Tulane (H) | 11 | 10 |

1933 (3-7) Coach Harry Rabenhorst

| | | |
|-----------------------|----|----|
| Miss. State (H) | 0 | 3 |
| Miss. State (H) | 2 | 9 |
| Louisiana Tech (H) | 0 | 12 |
| Louisiana Tech (H) | 11 | 2 |
| Miss. State (A) | 0 | 1 |
| Miss. State (A) | 17 | 5 |
| Baton Rouge (CSL) (H) | 0 | 12 |
| Baton Rouge (CSL) (H) | 8 | 4 |
| Louisiana Tech (A) | 8 | 9 |
| Louisiana Tech (A) | 2 | 4 |

1934 (6-8-1) Coach Harry Rabenhorst

| | | |
|-----------------------|----|----|
| Longview (H) | 3 | 4 |
| Alabama (H) | 1 | 13 |
| Alabama (H) | 1 | 15 |
| Miss. State (H) | 2 | 11 |
| Louisiana Tech (H) | 6 | 0 |
| Louisiana Tech (H) | 3 | 4 |
| Baton Rouge (CSL) (H) | 2 | 2 |
| Miss. S.C. (A) | 10 | 9 |
| Miss. S.C. (H) | 6 | 25 |
| Alabama (A) | 7 | 10 |
| Alabama (A) | 8 | 13 |
| Mississippi (H) | 10 | 6 |
| Mississippi (H) | 6 | 5 |
| Louisiana Tech (A) | 5 | 0 |
| Louisiana Tech (A) | 6 | 1 |

1935 (8-7) Coach Harry Rabenhorst

| | | |
|---------------------|----|----|
| Purdue (H) | 4 | 3 |
| Purdue (H) | 11 | 1 |
| Alabama (H) | 0 | 10 |
| Alabama (H) | 3 | 2 |
| Opelousas (Pro) (A) | 1 | 3 |
| Alabama (A) | 0 | 6 |
| Alabama (A) | 2 | 3 |
| Miss. State (A) | 5 | 15 |
| Miss. State (A) | 5 | 6 |
| Miss. State (H) | 5 | 2 |
| Miss. State (H) | 2 | 16 |
| Mississippi (H) | 1 | 0 |
| Mississippi (H) | 5 | 4 |
| Louisiana Tech (H) | 5 | 4 |
| Louisiana Tech (H) | 9 | 6 |

1936 (15-4) Coach Harry Rabenhorst

| | | |
|-------------------|----|----|
| Miss. College (H) | 11 | 4 |
| Miss. College (H) | 6 | 5 |
| Minnesota (H) | 13 | 6 |
| Minnesota (H) | 12 | 1 |
| Alabama (H) | 6 | 3 |
| Alabama (H) | 5 | 11 |
| Miss. State (H) | 6 | 0 |

| | | |
|----------------------|----|----|
| Auburn (A) | 6 | 4 |
| Auburn (A) | 16 | 4 |
| Lanier H.S. (A) | 23 | 2 |
| Alabama (A) | 8 | 9 |
| Alabama (A) | 8 | 10 |
| Miss. State (A) | 3 | 4 |
| Miss. State (A) | 3 | 2 |
| Louisiana Tech (A) | 13 | 1 |
| Louisiana Tech (A) | 6 | 1 |
| Monroe All-Stars (A) | 8 | 0 |
| Mississippi (H) | 8 | 1 |
| Mississippi (H) | 28 | 7 |

1937 (12-14) Coach Harry Rabenhorst

| | | |
|-----------------------|----|----|
| Southeastern La. | 1 | 10 |
| Miss. College (H) | 6 | 0 |
| Miss. College (H) | 7 | 0 |
| Iowa (H) | 5 | 4 |
| Iowa (H) | 6 | 4 |
| Miss. State (H) | 1 | 5 |
| Miss. State (H) | 4 | 10 |
| Northwestern Ill. (H) | 1 | 3 |
| Northwestern Ill. (H) | 6 | 5 |
| Alabama (H) | 2 | 15 |
| Alabama (H) | 3 | 13 |
| Miss. State (A) | 4 | 5 |
| Miss. State (A) | 2 | 13 |
| Alabama (A) | 1 | 9 |
| Alabama (A) | 0 | 15 |
| Louisiana Tech (H) | 6 | 1 |
| Louisiana Tech (H) | 5 | 9 |
| Tulane (H) | 17 | 13 |
| Tulane (H) | 10 | 5 |
| Mississippi (A) | 0 | 16 |
| Mississippi (H) | 6 | 3 |
| Mississippi (H) | 5 | 11 |
| Tulane (A) | 11 | 10 |
| Tulane (A) | 7 | 6 |
| Louisiana Tech (A) | 4 | 6 |
| Louisiana Tech (A) | 4 | 2 |

1938 (7-8-1) Coach Harry Rabenhorst

| | | |
|-----------------------|----|----|
| Minnesota (H) | 5 | 6 |
| Essos (H) | 2 | 5 |
| Alabama (H) | 6 | 7 |
| Northwestern Ill. (H) | 7 | 6 |
| Northwestern Ill. (H) | 6 | 4 |
| Mississippi (A) | 0 | 0 |
| Alabama (A) | 4 | 5 |
| Alabama (A) | 5 | 12 |
| Miss. State (A) | 1 | 4 |
| Miss. State (A) | 8 | 1 |
| Louisiana Tech (H) | 12 | 7 |
| Louisiana Tech (H) | 7 | 1 |
| Mississippi (H) | 3 | 4 |
| Mississippi (H) | 11 | 5 |
| Tulane (H) | 6 | 8 |
| Tulane (H) | 17 | 7 |

1939 (22-6) Coach Harry Rabenhorst

| | | |
|------------------------|----|----|
| SEC Champions | | |
| NY Giant Yannigens (H) | 20 | 2 |
| Minnesota (H) | 7 | 4 |
| Minnesota (H) | 6 | 3 |
| Minnesota (H) | 4 | 0 |
| Minnesota (H) | 6 | 0 |
| Abbeville (A) | 2 | 18 |
| Northwestern Ill. (H) | 8 | 5 |
| Northwestern Ill. (H) | 2 | 6 |
| Mississippi (H) | 5 | 8 |
| Mississippi (H) | 8 | 0 |
| Alabama (H) | 9 | 2 |
| Alabama (H) | 4 | 3 |
| N. Illinois Tech (H) | 18 | 6 |
| Miss. State (H) | 8 | 3 |
| Miss. State (H) | 4 | 1 |
| Alabama (A) | 8 | 7 |
| Alabama (A) | 9 | 10 |
| Miss. State (A) | 5 | 4 |
| Tulane (A) | 11 | 3 |
| Tulane (A) | 10 | 1 |
| Tulane (H) | 16 | 0 |
| Essos (Semi-pro) (A) | 4 | 0 |
| Northwestern Ill. (A) | 6 | 1 |
| Northwestern Ill. (A) | 20 | 12 |
| Minnesota (A) | 2 | 9 |
| Minnesota (A) | 2 | 3 |
| Minnesota (A) | 5 | 0 |
| Luther College (A) | 4 | 3 |

INTRO

THIS IS LSU

PREVIEW

TIGERS

COACHES

REVIEW

HISTORY

RECORDS

LSU

MEDIA

All-Time Results

INTRO
THIS IS LSU
PREVIEW
TIGERS
COACHES
REVIEW
HISTORY
RECORDS
LSU
MEDIA

1940 (16-5) Coach Harry Rabenhorst

| | | |
|-----------------------|----|---|
| New Orleans (Pro) (H) | 5 | 4 |
| Northwestern Ill. (H) | 10 | 1 |
| Northwestern Ill. (H) | 4 | 0 |
| Minnesota (H) | 7 | 4 |
| Minnesota (H) | 5 | 1 |
| Illinois (H) | 1 | 2 |
| Illinois (H) | 2 | 0 |
| Alabama (H) | 4 | 6 |
| Alabama (H) | 4 | 7 |
| Miss. State (H) | 7 | 0 |
| Miss. State (H) | 8 | 2 |
| Alabama (A) | 4 | 7 |
| Miss. State (A) | 21 | 5 |
| Mississippi (A) | 6 | 3 |
| Mississippi (A) | 4 | 1 |
| Mississippi (H) | 3 | 0 |
| Mississippi (H) | 4 | 0 |
| Tulane (H) | 17 | 1 |
| Tulane (H) | 10 | 1 |
| Tulane (A) | 4 | 5 |
| Tulane (A) | 9 | 1 |

1941 (10-13) Coach Harry Rabenhorst

| | | |
|-----------------------|----|----|
| Minnesota (H) | 2 | 1 |
| Minnesota (H) | 2 | 1 |
| Nashville (Pro) (H) | 1 | 5 |
| Illinois (H) | 2 | 7 |
| Illinois (H) | 6 | 5 |
| Miss. State (H) | 0 | 14 |
| Miss. State (H) | 10 | 2 |
| Northwestern Ill. (H) | 10 | 8 |
| Iowa (H) | 3 | 2 |
| Iowa (H) | 2 | 3 |
| Alabama (H) | 7 | 6 |
| Alabama (H) | 10 | 5 |
| Alabama (A) | 2 | 3 |
| Alabama (A) | 5 | 10 |
| Miss. State (H) | 1 | 4 |
| Miss. State (H) | 4 | 5 |
| Tulane (H) | 4 | 0 |
| Tulane (H) | 2 | 7 |
| Tulane (A) | 2 | 1 |
| Tulane (A) | 1 | 3 |
| Ole Miss (H) | 2 | 3 |
| Ole Miss (H) | 3 | 4 |
| Essos (Pro) (A) | 3 | 4 |

1942 (9-9) Coach Harry Rabenhorst

| | | |
|---------------------|----|----|
| Nashville (Pro) (H) | 3 | 4 |
| Essos (Pro) (A) | 4 | 5 |
| Nashville (Pro) (H) | 11 | 3 |
| Pensacola Naval (A) | 4 | 7 |
| Pensacola Naval (A) | 9 | 6 |
| Miss. State (H) | 0 | 1 |
| Miss. State (H) | 3 | 2 |
| Essos (Pro) (A) | 3 | 14 |
| Alabama (H) | 3 | 11 |
| Alabama (H) | 3 | 9 |
| Miss. State (A) | 4 | 1 |
| Miss. State (A) | 3 | 26 |
| Tulane (A) | 5 | 4 |
| Tulane (A) | 6 | 7 |
| Tulane (H) | 9 | 2 |
| Tulane (H) | 13 | 2 |
| Mississippi (A) | 12 | 1 |
| Mississippi (A) | 4 | 1 |

1943 (13-8) Coach A.L. Swanson

| | | |
|-----------------------|----|----|
| SEC Champions | | |
| Camp Livingston (A) | 1 | 4 |
| Camp Livingston (A) | 8 | 10 |
| New Orleans Naval (A) | 2 | 3 |
| Miss. State (H) | 6 | 3 |
| Miss. State (H) | 4 | 0 |
| Mississippi (H) | 4 | 1 |
| Mississippi (H) | 6 | 0 |
| Camp Shelby (A) | 15 | 1 |
| Alabama (A) | 2 | 1 |
| Alabama (A) | 1 | 6 |
| Miss. State (A) | 16 | 5 |
| Miss. State (A) | 5 | 6 |
| Mississippi (A) | 6 | 1 |
| Mississippi (A) | 6 | 4 |
| Selman Field (A) | 11 | 7 |
| Camp Livingston (A) | 6 | 10 |
| Tulane (A) | 7 | 3 |
| Tulane (A) | 7 | 3 |
| Tulane (H) | 5 | 4 |
| Tulane (H) | 3 | 8 |

| | | |
|-----------------------|---|----|
| New Orleans Naval (H) | 3 | 11 |
|-----------------------|---|----|

1944 (4-8) Coach A.L. Swanson

| | | |
|---------------------------|---|----|
| Camp Livingston (A) | 4 | 5 |
| Camp Livingston (A) | 1 | 10 |
| Lake Charles Air Base (H) | 4 | 2 |
| Selman Field (A) | 1 | 4 |
| Selman Field (A) | 3 | 10 |
| SW Louisiana (H) | 3 | 6 |
| Hardin Field (H) | 0 | 2 |
| Tulane (A) | 5 | 3 |
| Tulane (A) | 3 | 8 |
| SW Louisiana (A) | 9 | 5 |
| Tulane (H) | 3 | 1 |
| Tulane (H) | 0 | 1 |

1945 (11-7) Coach A.L. Swanson

| | | |
|---------------------|----|----|
| Algiers Naval | 10 | 0 |
| Alexandria Air Base | 2 | 1 |
| Keesler Field | 8 | 4 |
| Selman Field | 6 | 2 |
| Tulane | 7 | 5 |
| Tulane | 6 | 10 |
| Tulane | 5 | 1 |
| Alexandria Air Base | 2 | 6 |
| Alabama | 5 | 11 |
| Alabama | 16 | 9 |
| Miss. State | 6 | 0 |
| Miss. State | 14 | 0 |
| Selman Field | 2 | 18 |
| Camp Shelby | 5 | 6 |
| Keesler Field | 3 | 7 |
| BR All Stars | 2 | 0 |
| BR All Stars | 3 | 7 |

1946 (10-5) Coach Harry Rabenhorst

| | | |
|----------------------|----|---|
| SEC Champions | | |
| Trout-Goodpine | 3 | 2 |
| Miss. State | 21 | 0 |
| Miss. State | 19 | 1 |
| Mississippi | 3 | 4 |
| Mississippi | 5 | 6 |
| Miss. State | 9 | 6 |
| Miss. State | 12 | 1 |
| Alabama | 4 | 3 |
| Alabama | 13 | 2 |
| Alabama | 2 | 5 |
| Alabama | 7 | 2 |
| Pensacola Naval | 2 | 3 |
| Pensacola Naval | 0 | 7 |
| Tulane | 7 | 4 |
| Tulane | 4 | 2 |

1947 (10-9-1) Coach Harry Rabenhorst

| | | |
|-----------------------|----|----|
| Southeastern La. (H) | 16 | 5 |
| Northwestern Ill. (H) | 12 | 13 |
| Louisiana Tech (H) | 9 | 8 |
| Louisiana Tech (H) | 6 | 3 |
| Iowa (H) | 6 | 6 |
| Iowa (H) | 1 | 6 |
| Miss. State (H) | 5 | 9 |
| Miss. State (H) | 5 | 4 |
| Illinois Wesleyan (H) | 11 | 8 |
| N. Ill. St. Teachers | 21 | 7 |
| Alabama | 2 | 4 |
| Miss. State | 13 | 3 |
| Miss. State | 4 | 7 |
| Alabama | 2 | 4 |
| Alabama | 4 | 3 |
| Keesler Field | 8 | 0 |
| Tulane | 15 | 3 |
| Tulane | 2 | 9 |
| Tulane | 3 | 5 |
| Tulane | 2 | 7 |

1948 (7-14-1) Coach Harry Rabenhorst

| | | |
|--------------------------|----|----|
| Illinois (H) | 0 | 7 |
| Illinois (H) | 3 | 3 |
| Northwestern Ill. (H) | 4 | 5 |
| Keesler Field (H) | 17 | 8 |
| Houma (A) | 14 | 10 |
| N. Ill. St. Teachers (H) | 3 | 2 |
| Miss. State (H) | 3 | 5 |
| Miss. State (H) | 17 | 16 |
| Alabama (H) | 2 | 5 |
| Alabama (H) | 8 | 7 |
| Miss. State (A) | 2 | 6 |
| Miss. State (A) | 8 | 15 |
| Alabama (A) | 0 | 13 |

| | | |
|-------------------|----|----|
| Alabama (A) | 3 | 5 |
| Keesler Field (A) | 2 | 6 |
| Mississippi (A) | 6 | 5 |
| Mississippi (A) | 10 | 17 |
| Tulane (A) | 8 | 11 |
| Tulane (H) | 4 | 5 |
| Tulane (H) | 4 | 6 |
| Tulane (H) | 7 | 6 |
| SW Louisiana (H) | 6 | 10 |

1949 (6-11) Coach Harry Rabenhorst

| | | |
|-------------------------|----|----|
| Keesler Field (H) | 1 | 5 |
| Illinois Wesleyan (H) | 2 | 8 |
| BR Red Sticks (Pro) (H) | 8 | 7 |
| Miss. State (H) | 7 | 9 |
| Miss. State (H) | 7 | 9 |
| Alabama (A) | 4 | 0 |
| Alabama (A) | 4 | 5 |
| Miss. State (A) | 2 | 7 |
| Miss. State (A) | 4 | 16 |
| Alabama (H) | 6 | 8 |
| Alabama (H) | 0 | 8 |
| Mississippi (H) | 8 | 2 |
| Mississippi (H) | 5 | 3 |
| Tulane (H) | 15 | 3 |
| Tulane (H) | 2 | 1 |
| Tulane (A) | 4 | 5 |
| Tulane (A) | 3 | 4 |

1950 (5-9-1) Coach Harry Rabenhorst

| | | |
|-------------------|----|----|
| Keesler Field (H) | 10 | 2 |
| Miss. State (H) | 11 | 2 |
| Alabama (H) | 4 | 5 |
| Alabama (H) | 3 | 5 |
| Purdue (H) | 8 | 4 |
| Purdue (H) | 4 | 1 |
| Alabama (A) | 3 | 5 |
| Alabama (A) | 11 | 15 |
| Miss. State (A) | 4 | 3 |
| Miss. State (A) | 2 | 5 |
| Miss. State (A) | 1 | 7 |
| BR Essos (H) | 0 | 3 |
| BR Essos (A) | 5 | 10 |
| Tulane (A) | 6 | 8 |
| Tulane (A) | 2 | 2 |

1951 (10-6) Coach Harry Rabenhorst

| | | |
|-----------------------|----|----|
| Illinois (H) | 3 | 2 |
| Illinois (H) | 2 | 1 |
| Illinois Wesleyan (H) | 18 | 6 |
| Alabama (H) | 5 | 8 |
| Alabama (H) | 5 | 1 |
| Auburn (H) | 5 | 2 |
| Auburn (H) | 3 | 0 |
| BR Red Sticks (H) | 11 | 7 |
| Mississippi (A) | 2 | 8 |
| Mississippi (A) | 1 | 4 |
| Miss. State (A) | 16 | 2 |
| Mississippi (H) | 6 | 5 |
| Tulane (A) | 6 | 17 |
| Tulane (A) | 3 | 5 |
| Tulane (H) | 1 | 2 |
| Tulane (H) | 7 | 3 |

1952 (9-11) Coach Harry Rabenhorst

| | | |
|-----------------------|----|----|
| Southern Illinois (H) | 3 | 7 |
| Crowley Millers (H) | 6 | 5 |
| Alabama (A) | 0 | 2 |
| Alabama (A) | 2 | 11 |
| Auburn (A) | 4 | 5 |
| Auburn (A) | 6 | 7 |
| Mississippi (H) | 6 | 1 |
| Mississippi (H) | 2 | 9 |
| BR Red Sticks (H) | 10 | 2 |
| Crowley Millers (A) | 8 | 13 |
| Miss. State (H) | 4 | 0 |
| Vanderbilt (A) | 10 | 9 |
| Miss. State (H) | 7 | 6 |
| Miss. State (A) | 7 | 8 |
| Mississippi (A) | 8 | 5 |
| Mississippi (A) | 6 | 5 |
| Tulane (H) | 4 | 3 |
| Tulane (H) | 8 | 11 |
| Tulane (A) | 1 | 3 |
| Tulane (A) | 10 | 18 |

1953 (8-10) Coach Harry Rabenhorst

| | | |
|------------|----|----|
| Auburn (H) | 5 | 6 |
| Auburn (H) | 11 | 7 |
| Loyola (A) | 17 | 13 |

| | | |
|-----------------------|----|----|
| Loyola (H) | 3 | 5 |
| Mississippi (H) | 10 | 9 |
| Mississippi (H) | 10 | 6 |
| Miss. State (H) | 0 | 13 |
| Miss. State (H) | 1 | 2 |
| Alabama (H) | 10 | 1 |
| Alabama (H) | 11 | 2 |
| Mississippi (A) | 2 | 10 |
| Miss. State (A) | 7 | 16 |
| Miss. State (A) | 11 | 4 |
| Tulane (A) | 7 | 8 |
| Tulane (A) | 1 | 3 |
| Ponchatoula Athletics | 11 | 12 |
| Tulane (H) | 10 | 4 |
| Tulane (H) | 7 | 8 |

1954 (8-11) Coach Harry Rabenhorst

| | | |
|------------------|----|----|
| SE Louisiana (H) | 6 | 3 |
| Miss. State (H) | 6 | 7 |
| Miss. State (H) | 7 | 4 |
| Loyola (A) | 15 | 8 |
| Tulane (A) | 0 | 4 |
| Tulane (A) | 9 | 14 |
| Cincinnati (H) | 4 | 10 |
| Miss. State (A) | 1 | 7 |
| Miss. State (A) | 1 | 2 |
| Alabama (A) | 8 | 13 |
| Alabama (A) | 9 | 6 |
| Loyola (H) | 6 | 5 |
| Mississippi (A) | 0 | 10 |
| Vanderbilt (H) | 3 | 5 |
| Vanderbilt (H) | 13 | 3 |
| Mississippi (H) | 6 | 3 |
| Mississippi (H) | 7 | 0 |
| Tulane (H) | 1 | 5 |
| Tulane (H) | 1 | 3 |

1955 (6-17) Coach Harry Rabenhorst

| | | |
|----------------------|----|----|
| Shell Oilers (A) | 2 | 5 |
| Florida State (A) | 3 | 5 |
| Florida Southern (A) | 4 | 6 |
| Florida Southern (A) | 6 | 4 |
| Shell Oilers (H) | 11 | 4 |
| Mississippi (H) | 2 | 6 |
| Mississippi (H) | 3 | 16 |
| Miss. State (A) | 9 | 4 |
| Miss. State (A) | 2 | 3 |
| Alabama (A) | 2 | 7 |
| BR Red Sticks (H) | 8 | 12 |
| Loyola (H) | 3 | 10 |
| Alabama (H) | 3 | 10 |
| Alabama (H) | 1 | 3 |
| Mississippi (A) | 3 | 9 |
| Mississippi (A) | 2 | 3 |
| Miss. State (H) | 0 | 12 |
| Miss. State (H) | 10 | 13 |
| Loyola (A) | 6 | 8 |
| Tulane (H) | 4 | 3 |
| Tulane (H) | 12 | 6 |
| Tulane (A) | 7 | 8 |
| Tulane (A) | 5 | 3 |

1956 (9-11) Coach Harry Rabenhorst

| | | |
|-----------------------|----|----|
| SE La. College (H) | 7 | 13 |
| Shell Oilers (H) | 6 | 5 |
| Alabama (H) | 1 | 0 |
| Alabama (H) | 1 | 2 |
| Alabama (H) | 5 | 8 |
| Mississippi (A) | 2 | 1 |
| Mississippi (A) | 2 | 8 |
| Mississippi (A) | 0 | 11 |
| Centenary (A) | 1 | 2 |
| Tulane (H) | 5 | 4 |
| Tulane (H) | 6 | 8 |
| Vanderbilt (A) | 7 | 10 |
| Vanderbilt (A) | 14 | 2 |
| Vanderbilt (A) | 13 | 4 |
| Mississippi State | 3 | 0 |
| Mississippi State (H) | 1 | 10 |
| Mississippi State (H) | 1 | 10 |
| Mississippi State (H) | 5 | 2 |
| Loyola (H) | 10 | 4 |
| Tulane (A) | 1 | 7 |
| Tulane (A) | 8 | 10 |

1957 (8-11) Coach Ray Didier

| | | |
|--------------|----|---|
| SE Louisiana | 11 | 2 |
| Alabama | 3 | 2 |
| Alabama | 0 | 2 |
| Mississippi | 9 | 1 |

| | | |
|-------------------|---|----|
| Mississippi | 0 | 4 |
| Mississippi | 5 | 6 |
| SE Louisiana | 3 | 11 |
| Shell Oilers | 1 | 6 |
| Loyola | 4 | 12 |
| Tulane | 5 | 8 |
| Vanderbilt | 7 | 8 |
| Vanderbilt | 3 | 1 |
| Vanderbilt | 0 | 2 |
| Centenary | 7 | 5 |
| Mississippi State | 1 | 4 |
| Mississippi State | 1 | 4 |
| Mississippi State | 2 | 0 |
| Tulane | 4 | 1 |
| Tulane | 1 | 0 |

1958 (14-1) Coach Ray Didier

| | | |
|------------------------|----|----|
| Southwestern La. | 2 | 8 |
| Southern Illinois | 5 | 4 |
| Southern Illinois | 4 | 5 |
| Southern Illinois | 13 | 10 |
| Mississippi State | 2 | 5 |
| Mississippi State | 7 | 3 |
| Alabama | 1 | 6 |
| Alabama | 9 | 3 |
| N. Illinois | 3 | 5 |
| Southwestern (Memphis) | 8 | 7 |
| Southeastern La. | 10 | 11 |
| Tulane | 7 | 4 |
| Tulane | 5 | 4 |
| Mississippi | 1 | 5 |
| Loyola | 6 | 2 |
| Mississippi | 2 | 1 |
| Mississippi | 4 | 5 |
| Alabama | 8 | 11 |
| Alabama | 4 | 6 |
| Southwestern La. | 5 | 2 |
| Tulane | 16 | 14 |
| Tulane | 6 | 0 |
| Loyola | 5 | 6 |
| Mississippi State | 3 | 1 |
| Mississippi State | 7 | 5 |

1959 (16-17) Coach Ray Didier

| | | |
|-----------------------|----|----|
| Loyola (H) | 14 | 10 |
| Southwestern (H) | 7 | 0 |
| Southwestern (A) | 4 | 8 |
| N. Illinois (H) | 3 | 1 |
| S. Illinois (H) | 6 | 11 |
| Northeast La. (H) | 0 | 2 |
| Northeast La. (H) | 15 | 16 |
| Northeast La. (H) | 2 | 7 |
| Northeast La. (H) | 6 | 1 |
| Mississippi State (H) | 10 | 0 |
| Mississippi State (A) | 0 | 7 |
| Northwestern (H) | 8 | 3 |
| Oklahoma (H) | 3 | 4 |
| Wheaton (H) | 21 | 4 |
| Mississippi (H) | 0 | 7 |
| Mississippi (H) | 8 | 5 |
| Mississippi State (H) | 6 | 8 |
| Mississippi State (H) | 6 | 4 |
| Alabama (H) | 4 | 3 |
| Alabama (H) | 3 | 8 |
| Mississippi State (H) | 2 | 3 |
| Mississippi State (H) | 3 | 4 |
| Loyola (H) | 5 | 4 |
| Alabama (H) | 5 | 1 |
| Alabama (H) | 9 | 3 |
| Mississippi (A) | 4 | 7 |
| Mississippi (A) | 5 | 9 |
| Southwestern (A) | 1 | 2 |
| Tulane (H) | 7 | 9 |
| Tulane (H) | 6 | 1 |
| Southwestern (H) | 7 | 5 |
| Tulane (A) | 4 | 3 |
| Tulane (A) | 2 | 3 |

1960 (15-14) Coach Ray Didier

| | | |
|-----------------------|----|----|
| Loyola (A) | 9 | 12 |
| Southwestern (H) | 9 | 1 |
| Southeastern (H) | 7 | 5 |
| N. Illinois (H) | 11 | 0 |
| N. Illinois (H) | 5 | 1 |
| Mississippi (H) | 5 | 4 |
| Mississippi (H) | 3 | 5 |
| Alabama (H) | 5 | 2 |
| Mississippi State (A) | 5 | 6 |
| Mississippi State (A) | 8 | 7 |
| Mississippi (A) | 0 | 7 |

| | | |
|------------------------|----|----|
| Mississippi (A) | 2 | 13 |
| Loyola (H) | 1 | 5 |
| Southeastern (A) | 1 | 11 |
| Arkansas (H) | 5 | 1 |
| Mississippi State (H) | 6 | 4 |
| Baylor (H) | 0 | 3 |
| Northeast (A) | 7 | 6 |
| Northwestern State (H) | 3 | 2 |
| Mississippi State (A) | 1 | 2 |
| Mississippi State (A) | 9 | 10 |
| Arkansas (H) | 5 | 11 |
| Tulane (H) | 10 | 0 |
| Tulane (A) | 10 | 3 |
| Southwestern (A) | 4 | 3 |
| Tulane (H) | 5 | 0 |
| Tulane (H) | 1 | 2 |
| Alabama (A) | 5 | 6 |
| Alabama (A) | 1 | 7 |

1961 (20-5) Coach Ray Didier

| | | |
|-----------------------|----|---|
| SEC Champions | | |
| Loyola (A) | 4 | 3 |
| Northeast La. (H) | 10 | 4 |
| Southwestern La. (H) | 13 | 1 |
| Mississippi State (H) | 4 | 2 |
| Mississippi State (H) | 4 | 8 |
| Mississippi (H) | 4 | 3 |
| Mississippi (H) | 2 | 1 |
| DePaul (H) | 5 | 4 |
| DePaul (H) | 10 | 0 |
| Mississippi (A) | 4 | 3 |
| Mississippi (A) | 1 | 6 |
| Southeastern (A) | 13 | 1 |
| Tulane (A) | 13 | 3 |
| Tulane (A) | 2 | 3 |
| Southwestern La. (A) | 7 | 6 |
| Mississippi St. (A) | 3 | 2 |
| Mississippi St. (A) | 4 | 2 |
| Alabama (A) | 16 | 3 |
| Alabama (A) | 0 | 5 |
| Loyola (H) | 2 | 4 |
| Alabama (H) | 3 | 1 |
| Tulane (H) | 6 | 3 |
| Tulane (H) | 5 | 3 |

SEC Playoffs

| | | |
|------------|---|---|
| Auburn (A) | 4 | 3 |
| Auburn (H) | 6 | 5 |

1962 (15-11-1) Coach Ray Didier

| | | |
|-----------------------|----|---|
| Loyola (A) | 2 | 7 |
| Loyola (A) | 1 | 2 |
| Northwestern U. (H) | 5 | 1 |
| Northern Illinois (H) | 10 | 8 |
| Northern Illinois (H) | 3 | 0 |
| Tulane (H) | 4 | 0 |
| Tulane (H) | 3 | 8 |
| Northeast La. (H) | 5 | 0 |
| Oklahoma (H) | 5 | 4 |
| Mississippi (A) | 3 | 2 |
| Mississippi (A) | 3 | 7 |
| Alabama (A) | 1 | 7 |
| Alabama (A) | 4 | 0 |
| Mississippi (H) | 12 | 5 |
| Mississippi (H) | 7 | 1 |
| Mississippi State (H) | 4 | 3 |
| Mississippi State (H) | 3 | 5 |
| Alabama (H) | 4 | 4 |
| Alabama (H) | 2 | 3 |
| Alabama (H) | 2 | 3 |
| Southeastern La. (H) | 2 | 3 |
| Loyola (H) | 4 | 3 |
| Loyola (H) | 2 | 6 |
| Mississippi State (A) | 2 | 3 |
| Mississippi State (A) | 3 | 4 |
| Mississippi State (A) | 8 | 6 |
| Southeastern La. (A) | 2 | 0 |
| Tulane (H) | 2 | 0 |
| Tulane (H) | 7 | 3 |

1963 (16-10) Coach Ray Didier

| | | |
|-----------------------|---|----|
| Southeastern La. (H) | 7 | 5 |
| Mississippi State (H) | 2 | 1 |
| Loyola (A) | 6 | 1 |
| Illinois (H) | 2 | 0 |
| Tulane (A) | 2 | 1 |
| Tulane (A) | 2 | 4 |
| Northern Illinois (H) | 5 | 6 |
| Alabama (H) | 3 | 14 |
| Alabama (H) | 6 | 13 |
| Mississippi (H) | 5 | 6 |
| Mississippi (H) | 3 | 7 |

| | | |
|-----------------------|----|----|
| Mississippi State (A) | 6 | 3 |
| Mississippi State (A) | 4 | 1 |
| Loyola (H) | 1 | 5 |
| Arkansas (H) | 10 | 5 |
| Arkansas (H) | 10 | 2 |
| Mississippi (A) | 4 | 5 |
| Mississippi (A) | 10 | 3 |
| Alabama (A) | 3 | 2 |
| Alabama (A) | 3 | 10 |
| Loyola (A) | 5 | 8 |
| Mississippi State (H) | 8 | 4 |
| Mississippi State (H) | 7 | 3 |
| Southeastern La. (A) | 6 | 2 |
| Tulane (H) | 4 | 2 |
| Tulane (H) | 6 | 2 |

1964 (11-11-1) Coach Jim Waldrop

| | | |
|-----------------------|----|----|
| Southeastern La. (H) | 7 | 5 |
| Memphis State (H) | 4 | 2 |
| Loyola (A) | 0 | 4 |
| Memphis State (H) | 3 | 2 |
| Loyola (A) | 0 | 7 |
| Tulane (H) | 0 | 3 |
| Tulane (H) | 1 | 3 |
| Northern Illinois (H) | 1 | 7 |
| Northern Illinois (H) | 0 | 5 |
| Notre Dame (H) | 9 | 2 |
| Notre Dame (H) | 8 | 7 |
| Alabama (H) | 5 | 4 |
| Alabama (H) | 4 | 5 |
| Mississippi (H) | 3 | 4 |
| Mississippi (H) | 1 | 3 |
| Mississippi State (H) | 5 | 11 |
| Mississippi State (H) | 5 | 2 |
| Loyola (A) | 6 | 5 |
| Alabama (A) | 7 | 3 |
| Southeastern La. (A) | 4 | 3 |
| Mississippi State (A) | 2 | 14 |
| Mississippi State (A) | 14 | 4 |
| Tulane (A) | 7 | 5 |

1965 (6-13) Coach Jim Waldrop

| | | |
|-----------------------|---|----|
| Loyola (A) | 3 | 4 |
| Northern Illinois (H) | 5 | 4 |
| Tulane (A) | 4 | 6 |
| Tulane (A) | 1 | 7 |
| Loyola (H) | 1 | 6 |
| Mississippi State (A) | 2 | 5 |
| Alabama (A) | 0 | 4 |
| Alabama (A) | 2 | 11 |
| Mississippi (H) | 5 | 6 |
| Mississippi (H) | 8 | 5 |
| MacMurray (H) | 4 | 3 |
| Mississippi State (H) | 6 | 0 |
| Mississippi State (H) | 0 | 5 |
| Alabama (H) | 0 | 8 |
| Alabama (H) | 2 | 6 |
| Tulane (H) | 2 | 1 |
| Tulane (H) | 3 | 2 |
| Mississippi (A) | 4 | 15 |
| Mississippi (A) | 5 | 7 |

1966 (9-14) Coach Jim Smith

| | | |
|-----------------------|----|----|
| Delta State (H) | 4 | 2 |
| Delta State (H) | 4 | 6 |
| Loyola (A) | 5 | 7 |
| Tulane (H) | 2 | 15 |
| Tulane (H) | 2 | 3 |
| Mississippi (A) | 4 | 6 |
| Mississippi (A) | 4 | 5 |
| Mississippi State (A) | 2 | 9 |
| Mississippi State (A) | 0 | 3 |
| Illinois State (H) | 10 | 3 |
| Mississippi (H) | 9 | 7 |
| Mississippi (H) | 2 | 5 |
| Alabama (H) | 2 | 1 |
| Alabama (H) | 0 | 1 |
| Mississippi State (H) | 1 | 9 |
| Mississippi State (H) | 0 | 1 |
| Florida State (H) | 3 | 2 |
| Florida State (H) | 0 | 1 |
| Loyola (H) | 7 | 0 |
| Alabama (A) | 0 | 5 |
| Alabama (A) | 1 | 6 |
| Tulane (A) | 2 | 0 |
| Tulane (A) | 1 | 0 |

1967 (17-13) Coach Jim Smith

| | | |
|------------------|---|---|
| Kansas State (H) | 0 | 1 |
| Kansas State (H) | 0 | 2 |

| | | |
|------------------------|---|---|
| Texas Christian (H) | 0 | 8 |
| Texas Christian (H) | 3 | 1 |
| Southern Methodist (H) | 5 | 1 |
| Southern Methodist (H) | 7 | 4 |
| Northern Illinois (H) | 6 | 4 |
| Northern Illinois (H) | 3 | 2 |
| Loyola (A) | 9 | 0 |
| Loyola (H) | 7 | 0 |
| Mississippi State (A) | 1 | 3 |
| Mississippi State (A) | 1 | 3 |
| Mississippi State (A) | 9 | 8 |
| Alabama (A) | 3 | 2 |
| Alabama (A) | 2 | 3 |
| Alabama (A) | 4 | 7 |
| Mississippi (H) | 0 | 9 |
| Mississippi (H) | 6 | 3 |
| Mississippi State (H) | 0 | 2 |
| Mississippi State (H) | 6 | 3 |
| Mississippi State (H) | 5 | 3 |
| Tulane (A) | 0 | 8 |
| Tulane (H) | 9 | 0 |
| Mississippi (A) | 4 | 8 |
| Mississippi (A) | 4 | 1 |
| Mississippi (A) | 1 | 6 |
| Alabama (H) | 7 | 0 |
| Alabama (H) | 2 | 0 |
| Alabama (H) | 6 | 3 |

SEC West Division Playoff

| | | |
|-----------------|---|---|
| Mississippi (A) | 2 | 6 |
|-----------------|---|---|

1968 (20-14) Coach Jim Smith

| | | |
|-----------------------|----|---|
| Loyola (H) | 2 | 0 |
| Loyola (A) | 0 | 2 |
| Kansas State (H) | 1 | 0 |
| Kansas State (H) | 1 | 3 |
| Kansas State (H) | 6 | 1 |
| Kansas State (H) | 1 | 6 |
| Tulane (A) | 8 | 2 |
| Tulane (A) | 5 | 1 |
| Alabama (H) | 3 | 1 |
| Alabama (H) | 0 | 1 |
| Alabama (H) | 10 | 1 |
| Northeast La. (H) | 5 | 1 |
| Nicholls State (H) | 4 | 0 |
| USL (H) | 8 | 0 |
| Mississippi (H) | 0 | 2 |
| La. Tech (H) | 4 | 0 |
| Mississippi (A) | 2 | 5 |
| Mississippi (A) | 2 | 5 |
| Mississippi (A) | 8 | 5 |
| Mississippi State (A) | 4 | 3 |
| Mississippi State (A) | 4 | 2 |
| Mississippi State (A) | 2 | 3 |
| Mississippi (H) | 0 | 4 |
| Mississippi (H) | 1 | 0 |
| Mississippi (H) | 5 | 1 |
| Tulane (H) | 0 | 1 |
| Tulane (H) | 5 | 2 |
| Mississippi State (H) | 3 | 6 |
| Mississippi State (H) | 3 | 0 |
| Mississippi State (H) | 4 | 3 |
| Alabama (A) | 4 | 1 |
| Alabama (A) | 0 | 1 |
| Alabama (A) | 0 | 1 |

SEC West Division Playoff

| | | |
|-------------|---|---|
| Alabama (H) | 4 | 6 |
|-------------|---|---|

1969 (11-24) Coach Jim Smith

| | | |
|-----------------------|----|----|
| Loyola (H) | 2 | 0 |
| Nicholls State (H) | 13 | 6 |
| Southeastern La. (A) | 3 | 4 |
| Southern Illinois (H) | 0 | 3 |
| Southern Illinois (H) | 1 | 8 |
| Southern Illinois (H) | 2 | 4 |
| Southeastern La. (H) | 2 | 11 |
| Kansas State (H) | 2 | 9 |
| Kansas State (H) | 1 | 3 |
| Kansas State (H) | 4 | 2 |
| Kansas State (H) | 3 | 2 |
| Loyola (A) | 4 | 0 |
| Southeastern La. (H) | 1 | 4 |
| Nicholls State (H) | 3 | 7 |
| Northeast La. (H) | 1 | 3 |
| Northern Illinois (H) | 1 | 0 |
| Alabama (A) | 1 | 10 |
| Alabama (A) | 0 | 1 |
| Alabama (A) | 6 | 7 |
| Mississippi (H) | 3 | 7 |

- INTRO
- THIS IS LSU
- PREVIEW
- TIGERS
- COACHES
- REVIEW
- HISTORY
- RECORDS**
- LSU
- MEDIA

All-Time Results

INTRO

THIS IS LSU

PREVIEW

TIGERS

COACHES

REVIEW

HISTORY

RECORDS

LSU

MEDIA

| | | |
|-----------------------|----|----|
| Mississippi (H) | 1 | 4 |
| Mississippi State (A) | 2 | 4 |
| Mississippi State (A) | 6 | 4 |
| Mississippi State (A) | 2 | 3 |
| Mississippi (A) | 0 | 2 |
| Mississippi (A) | 3 | 2 |
| Mississippi (A) | 4 | 6 |
| Tulane (H) | 4 | 3 |
| Mississippi State (H) | 0 | 3 |
| Mississippi State (H) | 5 | 3 |
| Mississippi State (H) | 4 | 10 |
| Tulane (A) | 2 | 10 |
| Alabama (H) | 0 | 5 |
| Alabama (H) | 1 | 2 |
| Alabama (H) | 12 | 3 |

1970 (16-19) Coach Jim Smith

| | | |
|--------------------------|----|----|
| Nicholls State (H) | 2 | 4 |
| Louisiana Tech (H) | 2 | 3 |
| Memphis State (H) | 5 | 4 |
| Memphis State (H) | 2 | 1 |
| Memphis State (H) | 7 | 13 |
| Nicholls State (A) | 3 | 4 |
| Northeast La. (H) | 1 | 0 |
| Southern (H) | 2 | 0 |
| Nicholls State (H) | 3 | 2 |
| Mississippi (H) | 2 | 8 |
| Northern Illinois (H) | 4 | 12 |
| Southwestern La. (H) | 2 | 9 |
| SLC (H) | 7 | 5 |
| Alabama (H) | 4 | 1 |
| Alabama (H) | 3 | 4 |
| Alabama (H) | 1 | 0 |
| SLC (H) | 16 | 3 |
| Loyola (H) | 6 | 3 |
| Mississippi (A) | 2 | 3 |
| Mississippi (A) | 1 | 10 |
| Mississippi (A) | 0 | 1 |
| Southern Mississippi (A) | 5 | 2 |
| Mississippi State (A) | 3 | 5 |
| Mississippi State (A) | 1 | 3 |
| Mississippi State (A) | 3 | 5 |
| Loyola (A) | 8 | 5 |
| Mississippi (H) | 4 | 0 |
| Mississippi (H) | 9 | 0 |
| Mississippi (H) | 3 | 9 |
| Tulane (A) | 3 | 4 |
| Mississippi State (H) | 0 | 5 |
| Southern Mississippi (H) | 6 | 2 |
| Alabama (A) | 6 | 0 |
| Alabama (A) | 5 | 6 |
| Alabama (A) | 0 | 4 |

1971 (20-16) Coach Jim Smith

| | | |
|--------------------------|----|----|
| Rice (A) | 1 | 2 |
| Rice (A) | 3 | 0 |
| Rice (A) | 9 | 10 |
| Louisiana Tech (H) | 0 | 2 |
| SLU (H) | 11 | 10 |
| Nicholls State (H) | 1 | 2 |
| Southern Mississippi (H) | 0 | 8 |
| Florida (H) | 2 | 1 |
| Florida (H) | 0 | 5 |
| Florida (H) | 6 | 3 |
| Nicholls State (H) | 0 | 3 |
| South Alabama (H) | 7 | 4 |
| Loyola (A) | 2 | 1 |
| Mississippi State (A) | 2 | 0 |
| Mississippi State (A) | 3 | 1 |
| Mississippi State (A) | 9 | 1 |
| Tulane (A) | 3 | 1 |
| Mississippi State (H) | 1 | 2 |
| Mississippi State (H) | 4 | 7 |
| Mississippi State (H) | 2 | 11 |
| Loyola (H) | 7 | 9 |
| Mississippi (H) | 1 | 6 |
| Mississippi (H) | 3 | 2 |
| Mississippi (H) | 2 | 6 |
| SLU (A) | 7 | 6 |
| Mississippi (A) | 10 | 3 |
| Mississippi (A) | 9 | 4 |
| Mississippi (A) | 2 | 7 |
| Tulane (H) | 8 | 0 |
| Alabama (A) | 3 | 2 |
| Alabama (A) | 11 | 1 |
| Mississippi (A) | 7 | 2 |
| Southern Mississippi (A) | 0 | 5 |
| Alabama (H) | 5 | 6 |
| Alabama (H) | 2 | 5 |
| Alabama (H) | 5 | 4 |

1972 (21-2) Coach Jim Smith

| | | |
|--------------------------|----|----|
| Rice (H) | 3 | 0 |
| Rice (H) | 1 | 0 |
| Rice (H) | 4 | 2 |
| Loyola (H) | 4 | 0 |
| Kansas State (H) | 2 | 1 |
| Kansas State (H) | 7 | 2 |
| Kansas State (H) | 3 | 4 |
| Kansas State (H) | 5 | 4 |
| Kansas State (H) | 5 | 3 |
| Oklahoma (H) | 9 | 1 |
| Oklahoma (H) | 1 | 9 |
| Tulane (H) | 6 | 2 |
| Oklahoma (H) | 1 | 0 |
| Oklahoma (H) | 1 | 3 |
| South Alabama (A) | 0 | 5 |
| South Alabama (A) | 2 | 3 |
| South Alabama (A) | 3 | 4 |
| USCGA (A) | 11 | 2 |
| Mississippi (A) | 1 | 2 |
| Mississippi (A) | 2 | 5 |
| Mississippi (A) | 2 | 3 |
| Mississippi State (H) | 4 | 2 |
| Mississippi State (H) | 0 | 1 |
| Mississippi State (H) | 3 | 4 |
| South Alabama (H) | 4 | 6 |
| South Alabama (H) | 6 | 4 |
| South Alabama (H) | 6 | 9 |
| Alabama (H) | 7 | 3 |
| Alabama (H) | 5 | 4 |
| Alabama (H) | 6 | 10 |
| Southern Mississippi (H) | 5 | 3 |
| Mississippi State (A) | 1 | 4 |
| Mississippi State (A) | 4 | 3 |
| Mississippi State (A) | 1 | 2 |
| Loyola (A) | 3 | 4 |
| Alabama (A) | 6 | 2 |
| Alabama (A) | 8 | 12 |
| Alabama (A) | 4 | 8 |
| Tulane (A) | 3 | 5 |
| Mississippi (H) | 4 | 3 |
| Mississippi (H) | 4 | 7 |
| Mississippi (H) | 7 | 3 |

1973 (18-13) Coach Jim Smith

| | | |
|--------------------------|----|----|
| Southern Mississippi (A) | 2 | 0 |
| Southern Mississippi (A) | 2 | 1 |
| South Alabama (A) | 1 | 10 |
| South Alabama (A) | 0 | 10 |
| Memphis State (H) | 1 | 7 |
| Memphis State (H) | 5 | 1 |
| Memphis State (H) | 2 | 1 |
| Tulane (A) | 4 | 3 |
| Coast Guard (H) | 16 | 2 |
| Coast Guard (H) | 9 | 1 |
| Tulane (H) | 5 | 4 |
| Tennessee (H) | 3 | 0 |
| Tennessee (H) | 10 | 7 |
| Tennessee (H) | 7 | 8 |
| Oklahoma State (H) | 1 | 4 |
| Oklahoma State (H) | 2 | 5 |
| Mississippi State (A) | 0 | 1 |
| Mississippi State (A) | 5 | 6 |
| Alabama (A) | 3 | 6 |
| Alabama (A) | 2 | 1 |
| Mississippi State (H) | 6 | 0 |
| Mississippi State (H) | 3 | 2 |
| Mississippi State (H) | 3 | 0 |
| Alabama (H) | 0 | 3 |
| Alabama (H) | 3 | 2 |
| Alabama (H) | 3 | 5 |
| South Alabama (H) | 7 | 5 |
| South Alabama (H) | 4 | 3 |
| Mississippi (A) | 8 | 12 |
| Mississippi (A) | 12 | 15 |
| Mississippi (A) | 8 | 3 |

1974 (18-17) Coach Jim Smith

| | | |
|--------------------|----|---|
| Vanderbilt (H) | 10 | 5 |
| Vanderbilt (H) | 8 | 7 |
| Vanderbilt (H) | 3 | 7 |
| Vanderbilt (H) | 3 | 5 |
| South Alabama (A) | 0 | 1 |
| South Alabama (A) | 0 | 2 |
| Tulane (A) | 2 | 1 |
| Illinois State (H) | 2 | 5 |
| Illinois State (H) | 3 | 1 |
| Drake (H) | 2 | 3 |
| Drake (H) | 4 | 1 |
| Drake (H) | 6 | 5 |

| | | |
|--------------------------|---|----|
| Drake (H) | 3 | 2 |
| Drake (H) | 2 | 1 |
| Mississippi (A) | 5 | 0 |
| Mississippi (A) | 0 | 1 |
| Mississippi (A) | 4 | 9 |
| Mississippi State (H) | 1 | 3 |
| Mississippi State (H) | 6 | 2 |
| Mississippi State (H) | 3 | 1 |
| Alabama (H) | 6 | 7 |
| Alabama (H) | 3 | 2 |
| Alabama (H) | 6 | 4 |
| Illinois Wesleyan (H) | 4 | 2 |
| Illinois Wesleyan (H) | 1 | 4 |
| Mississippi State (A) | 0 | 1 |
| Mississippi State (A) | 2 | 3 |
| Alabama (A) | 2 | 3 |
| Alabama (A) | 1 | 10 |
| Tulane (H) | 6 | 3 |
| Mississippi (H) | 4 | 1 |
| Mississippi (H) | 4 | 0 |
| Mississippi (H) | 0 | 8 |
| Southern Mississippi (H) | 8 | 7 |

1975 (40-16) Coach Jim Smith

| | | |
|---|----|----|
| SEC Champions | | |
| NCAA South Regional Participants | | |
| Houston (H) | 2 | 12 |
| Houston (H) | 5 | 1 |
| Houston (H) | 3 | 10 |
| Houston (H) | 4 | 10 |
| Vanderbilt (H) | 6 | 4 |
| Vanderbilt (H) | 2 | 7 |
| Vanderbilt (H) | 10 | 0 |
| Vanderbilt (H) | 17 | 1 |
| Memphis State (H) | 4 | 2 |
| Memphis State (H) | 2 | 1 |
| Memphis State (H) | 4 | 3 |
| Illinois State (H) | 2 | 4 |
| Illinois State (H) | 5 | 1 |
| Kentucky (H) | 1 | 0 |
| Kentucky (H) | 6 | 1 |
| Michigan State (A) | 9 | 6 |
| Miami, Fla. (A) | 3 | 1 |
| Michigan State (A) | 4 | 18 |
| Miami, Fla. (A) | 2 | 9 |
| Miami, Fla. (A) | 0 | 13 |
| Colgate (H) | 5 | 1 |
| Colgate (H) | 5 | 0 |
| Colgate (H) | 4 | 2 |
| Colgate (H) | 10 | 2 |
| Mississippi (H) | 5 | 1 |
| Mississippi (H) | 3 | 2 |
| Mississippi (H) | 8 | 1 |
| Mississippi (H) | 2 | 1 |
| Wisconsin (H) | 8 | 7 |
| Wisconsin (H) | 3 | 9 |
| Wisconsin (H) | 1 | 4 |
| Mississippi State (A) | 11 | 0 |
| Mississippi State (A) | 11 | 0 |
| Mississippi State (A) | 5 | 4 |
| Mississippi State (A) | 3 | 0 |
| Tulane (H) | 2 | 1 |
| Alabama (H) | 4 | 5 |
| Alabama (A) | 6 | 5 |
| Alabama (A) | 0 | 10 |
| Alabama (A) | 4 | 2 |
| Tulane (A) | 0 | 2 |
| Mississippi State (H) | 4 | 3 |
| Mississippi State (H) | 3 | 2 |
| Mississippi State (H) | 5 | 1 |
| Mississippi State (H) | 8 | 0 |
| Alabama (H) | 6 | 5 |
| Alabama (H) | 9 | 2 |
| Alabama (H) | 9 | 2 |
| Alabama (H) | 5 | 2 |
| Mississippi (A) | 6 | 7 |
| Mississippi (A) | 2 | 1 |

SEC Playoffs

| | | |
|-------------|---|---|
| Georgia (H) | 6 | 5 |
| Georgia (A) | 8 | 3 |

NCAA South Regional - Starkville, Miss.

| | | |
|---------------|---|---|
| Murray State | 7 | 2 |
| Florida State | 2 | 4 |
| Miami, Fla. | 1 | 8 |

1976 (19-23) Coach Jim Smith

| | | |
|-------------|---|---|
| Houston (A) | 5 | 6 |
| Houston (A) | 9 | 4 |

| | | |
|-----------------------|----|----|
| Houston (A) | 3 | 6 |
| Houston (A) | 1 | 11 |
| South Alabama (A) | 6 | 17 |
| South Alabama (A) | 6 | 3 |
| Nicholls State (H) | 6 | 7 |
| Nicholls State (A) | 3 | 2 |
| Alabama (H) | 4 | 0 |
| Mississippi (H) | 2 | 5 |
| Alabama (H) | 11 | 2 |
| Northwestern St. (H) | 10 | 1 |
| Princeton (H) | 1 | 4 |
| Princeton (H) | 4 | 2 |
| Princeton (H) | 6 | 2 |
| Ohio State (H) | 8 | 6 |
| Ohio State (H) | 3 | 4 |
| Mississippi (H) | 5 | 3 |
| Mississippi (H) | 1 | 0 |
| Mississippi (H) | 2 | 4 |
| Mississippi State (A) | 1 | 2 |
| Mississippi State (A) | 5 | 6 |
| Mississippi State (A) | 9 | 10 |
| New Orleans (H) | 3 | 10 |
| Auburn (H) | 4 | 3 |
| Auburn (H) | 2 | 5 |
| Auburn (H) | 3 | 2 |
| New Orleans (A) | 2 | 9 |
| Tulane (H) | 1 | 2 |
| Alabama (A) | 3 | 2 |
| Alabama (A) | 0 | 1 |
| Alabama (A) | 5 | 8 |
| Tulane (A) | 1 | 5 |
| Mississippi State (H) | 4 | 1 |
| Mississippi State (H) | 0 | 2 |
| Mississippi State (H) | 4 | 2 |
| Mississippi (A) | 0 | 2 |
| Mississippi (A) | 1 | 6 |
| Mississippi (A) | 5 | 4 |
| Auburn (A) | 2 | 0 |
| Auburn (A) | 1 | 5 |

1977 (17-27) Coach Jim Smith

| | | |
|-----------------------|----|----|
| Texas A&M (H) | 0 | 15 |
| Texas A&M (H) | 1 | 2 |
| Texas A&M (H) | 9 | 2 |
| Texas A&M (H) | 4 | 2 |
| New Orleans (A) | 5 | 6 |
| Houston (H) | 1 | 3 |
| Nicholls State (H) | 9 | 13 |
| Nicholls State (H) | 3 | 1 |
| Miami, Fla. (H) | 4 | 1 |
| Miami, Fla. (H) | 6 | 4 |
| Alabama (A) | 17 | 10 |
| Alabama (A) | 3 | 12 |
| Illinois (H) | 13 | 2 |
| Illinois (H) | 3 | 2 |
| Illinois (H) | 12 | 4 |
| Mississippi (H) | 7 | 5 |
| Mississippi (H) | 2 | 4 |
| Mississippi (H) | 1 | 4 |
| Auburn (A) | 0 | 2 |
| Auburn (A) | 2 | 10 |
| Auburn (A) | 2 | 4 |
| New Orleans (H) | 4 | 6 |
| Wisconsin (H) | 3 | 10 |
| Wisconsin (H) | 4 | 1 |
| Tulane (A) | 5 | 13 |
| Illinois State (H) | 2 | 0 |
| Illinois State (H) | 2 | 3 |
| Wisconsin (H) | 6 | 3 |
| Wisconsin (H) | 4 | 3 |
| Mississippi State (A) | 11 | 8 |
| Mississippi State (A) | 1 | 7 |
| Mississippi State (A) | 1 | 7 |
| Tulane (H) | 5 | 2 |
| Alabama (H) | 2 | 3 |
| Alabama (H) | 4 | 7 |
| Alabama (H) | 4 | 10 |
| Mississippi (A) | 1 | 5 |
| Mississippi (A) | 4 | 5 |
| Mississippi (A) | 4 | 10 |
| Northwestern St. (H) | 2 | 1 |
| Auburn (H) | 1 | 0 |
| Auburn (H) | 0 | 3 |
| South Alabama (H) | 5 | 4 |
| South Alabama (H) | 3 | 19 |

1978 (12-34) Coach Jim Smith

| | | |
|---------------|---|---|
| Texas A&M (H) | 3 | 4 |
| Texas A&M (H) | 4 | 5 |
| Texas A&M (H) | 2 | 6 |

| | | |
|------------------------|----|----|
| Houston (A) | 0 | 4 |
| Houston (A) | 7 | 3 |
| Houston (A) | 0 | 1 |
| Houston (A) | 1 | 5 |
| South Alabama (H) | 2 | 4 |
| South Alabama (H) | 1 | 4 |
| Miss. State (H) | 1 | 2 |
| Miss. State (H) | 5 | 2 |
| Miss. State (H) | 1 | 4 |
| Alabama (H) | 3 | 2 |
| Alabama (H) | 0 | 3 |
| Alabama (H) | 2 | 16 |
| New Orleans (A) | 0 | 7 |
| Mississippi (A) | 2 | 3 |
| Mississippi (A) | 1 | 2 |
| Mississippi (A) | 7 | 27 |
| Illinois St. (H) | 7 | 9 |
| Illinois St. (H) | 0 | 4 |
| Navy (H) | 4 | 3 |
| Navy (H) | 4 | 7 |
| Auburn (H) | 1 | 0 |
| Auburn (H) | 0 | 3 |
| Auburn (H) | 1 | 0 |
| Tulane (A) | 9 | 6 |
| Nicholls State (A) | 5 | 6 |
| Nicholls State (A) | 4 | 15 |
| Tulane (H) | 4 | 12 |
| Miss. State (A) | 4 | 12 |
| Miss. State (A) | 6 | 7 |
| Miss. State (A) | 13 | 26 |
| New Orleans (H) | 4 | 3 |
| Alabama (A) | 4 | 5 |
| Alabama (A) | 1 | 8 |
| Alabama (A) | 1 | 2 |
| Nicholls State (H) | 4 | 5 |
| Mississippi (H) | 3 | 2 |
| Mississippi (H) | 6 | 5 |
| Mississippi (H) | 4 | 5 |
| Northwestern State (H) | 3 | 0 |
| Northwestern State (H) | 2 | 1 |
| Auburn (A) | 5 | 8 |
| Auburn (A) | 4 | 5 |
| Auburn (A) | 1 | 14 |

1979 (34-20) Coach Jack Lamabe

| | | |
|----------------------|----|----|
| Southwestern La. (A) | 4 | 2 |
| Southwestern La. (A) | 4 | 0 |
| Southwestern La. (A) | 5 | 0 |
| Southwestern La. (A) | 8 | 4 |
| Nicholls St. (H) | 9 | 3 |
| Nicholls St. (H) | 2 | 0 |
| Miss. State (H) | 1 | 3 |
| Miss. State (H) | 2 | 1 |
| Navy (H) | 13 | 5 |
| Southeastern La. (A) | 8 | 15 |
| Southeastern La. (A) | 1 | 4 |
| Mississippi (A) | 11 | 2 |
| Mississippi (A) | 1 | 0 |
| Navy (H) | 4 | 3 |
| Illinois St. (H) | 12 | 5 |
| Southern Miss. (H) | 1 | 0 |
| Southern Miss. (H) | 21 | 1 |
| Alabama (H) | 0 | 1 |
| Alabama (H) | 8 | 4 |
| Alabama (H) | 11 | 2 |
| Wisconsin (H) | 5 | 4 |
| Wisconsin (H) | 8 | 0 |
| Wisconsin (H) | 7 | 4 |
| Louisville (H) | 16 | 13 |
| Auburn (H) | 7 | 4 |
| Auburn (H) | 7 | 1 |
| Auburn (H) | 3 | 2 |
| Northwestern La. (H) | 3 | 0 |
| Northwestern La. (H) | 5 | 4 |
| Tulane (H) | 10 | 7 |
| Tulane (A) | 1 | 2 |
| Southern Miss. (A) | 1 | 6 |
| Southern Miss. (A) | 14 | 10 |
| New Orleans (H) | 3 | 4 |
| New Orleans (H) | 3 | 5 |
| Tulane (H) | 3 | 4 |
| Miss. State (A) | 0 | 5 |
| Miss. State (A) | 2 | 5 |
| South Alabama (A) | 3 | 10 |
| South Alabama (A) | 5 | 12 |
| Mississippi (H) | 2 | 6 |
| Mississippi (H) | 3 | 1 |
| Mississippi (H) | 8 | 3 |
| New Orleans (A) | 4 | 0 |
| New Orleans (A) | 4 | 2 |
| Alabama (A) | 4 | 2 |
| Alabama (A) | 7 | 1 |

| | | |
|--------------------|---|---|
| Nicholls State (A) | 5 | 6 |
| Auburn (A) | 4 | 8 |
| Auburn (A) | 4 | 9 |
| Auburn (A) | 6 | 2 |

SEC Tournament - Starkville, Miss.

| | | |
|-------------|---|----|
| Florida | 5 | 2 |
| Miss. State | 5 | 12 |
| Florida | 1 | 5 |

1980 (23-19) Coach Jack Lamabe

| | | |
|----------------------|----|----|
| Nicholls State (H) | 2 | 6 |
| Nicholls State (H) | 5 | 4 |
| Southern Miss. (H) | 7 | 11 |
| Southern Miss. (H) | 1 | 2 |
| Ole Miss (H) | 1 | 3 |
| Ole Miss (H) | 1 | 5 |
| Ole Miss (H) | 8 | 2 |
| Illinois State (H) | 6 | 0 |
| Illinois State (H) | 9 | 4 |
| Illinois State (H) | 13 | 2 |
| Navy (H) | 3 | 5 |
| Navy (H) | 9 | 6 |
| Canisius (H) | 7 | 0 |
| Canisius (H) | 10 | 2 |
| Army (H) | 11 | 8 |
| Middle Tennessee (H) | 5 | 8 |
| Auburn (H) | 8 | 2 |
| Auburn (H) | 10 | 5 |
| Alabama (A) | 1 | 9 |
| Alabama (A) | 3 | 8 |
| Alabama (A) | 2 | 0 |
| Tulane (H) | 4 | 3 |
| Miss. State (A) | 5 | 2 |
| Miss. State (A) | 2 | 0 |
| Miss. State (A) | 7 | 9 |
| New Orleans (H) | 3 | 4 |
| New Orleans (H) | 0 | 4 |
| Northwestern La. (H) | 5 | 3 |
| Northwestern La. (H) | 5 | 0 |
| Southern Miss. (A) | 5 | 2 |
| Northwestern La. (H) | 5 | 0 |
| Southern Miss. (A) | 5 | 2 |
| Southern Miss. (A) | 4 | 5 |
| Auburn (A) | 2 | 7 |
| Auburn (A) | 2 | 3 |
| Auburn (A) | 0 | 5 |
| Tulane (A) | 8 | 7 |
| Tulane (A) | 1 | 4 |
| Nicholls State (A) | 7 | 4 |
| New Orleans (A) | 1 | 5 |
| New Orleans (A) | 1 | 3 |
| Alabama (H) | 2 | 1 |
| Alabama (H) | 4 | 3 |
| Alabama (H) | 2 | 4 |

1981 (23-30) Coach Jack Lamabe

| | | |
|----------------------|----|----|
| Southern Miss. (A) | 4 | 5 |
| Southern Miss. (A) | 7 | 8 |
| Nicholls State (H) | 7 | 3 |
| Nicholls State (H) | 3 | 0 |
| Miss. State (A) | 1 | 15 |
| Miss. State (A) | 2 | 5 |
| Tulane (A) | 4 | 8 |
| Tulane (H) | 4 | 3 |
| Nicholls State (A) | 7 | 8 |
| Navy (H) | 3 | 2 |
| Navy (H) | 5 | 7 |
| Navy (H) | 10 | 9 |
| South Alabama (H) | 7 | 6 |
| South Alabama (H) | 15 | 18 |
| Wisconsin (H) | 16 | 4 |
| Bellarmine (H) | 8 | 6 |
| Illinois-Chicago (H) | 20 | 3 |
| Illinois-Chicago (H) | 6 | 1 |
| Auburn (H) | 3 | 4 |
| Auburn (H) | 2 | 1 |
| South Alabama (H) | 4 | 6 |
| South Alabama (A) | 3 | 6 |
| Illinois-Chicago (H) | 8 | 2 |
| Mississippi (A) | 2 | 1 |
| Mississippi (A) | 2 | 4 |
| Tulane (H) | 17 | 16 |
| Cornell (H) | 12 | 9 |
| Alabama (A) | 5 | 1 |
| Alabama (A) | 1 | 6 |
| Alabama (A) | 0 | 8 |
| New Orleans (H) | 6 | 14 |
| New Orleans (H) | 10 | 11 |
| Tulane (A) | 22 | 9 |
| Jacksonville (A) | 9 | 6 |

| | | |
|--------------------|----|----|
| Florida (A) | 3 | 6 |
| Jacksonville (A) | 1 | 6 |
| Jacksonville (A) | 8 | 9 |
| Miss. State (H) | 1 | 11 |
| Miss. State (H) | 2 | 7 |
| Miss. State (H) | 4 | 12 |
| New Orleans (A) | 1 | 6 |
| Southern Miss. (H) | 2 | 5 |
| Southern Miss. (H) | 9 | 5 |
| Auburn (A) | 3 | 4 |
| Auburn (A) | 3 | 2 |
| Auburn (A) | 4 | 12 |
| New Orleans (H) | 10 | 13 |
| Mississippi (H) | 3 | 17 |
| Mississippi (H) | 11 | 8 |
| Mississippi (H) | 6 | 2 |
| Alabama (H) | 6 | 4 |
| Alabama (H) | 0 | 4 |
| Alabama (H) | 10 | 18 |

1982 (26-25) Coach Jack Lamabe

| | | |
|-----------------------|----|----|
| Southern Miss. (A) | 8 | 9 |
| Southern Miss. (A) | 10 | 5 |
| Nicholls State (H) | 2 | 4 |
| Nicholls State (H) | 12 | 1 |
| Tulane (H) | 13 | 3 |
| Auburn (H) | 4 | 2 |
| Auburn (H) | 11 | 0 |
| St. Louis (H) | 11 | 1 |
| Navy (H) | 5 | 1 |
| Navy (H) | 7 | 3 |
| Miss. State (A) | 3 | 16 |
| Miss. State (H) | 3 | 0 |
| Miss. State (H) | 6 | 2 |
| Southern Ill. (H) | 13 | 9 |
| Alabama-Birm. (H) | 8 | 14 |
| Louisiana College (H) | 5 | 7 |
| Alabama (H) | 4 | 3 |
| Alabama (H) | 1 | 3 |
| Alabama (H) | 10 | 1 |
| Illinois-Chicago (H) | 7 | 3 |
| Illinois-Chicago (H) | 8 | 2 |
| Illinois-Chicago (H) | 2 | 0 |
| New Orleans (H) | 1 | 8 |
| Nicholls State (A) | 7 | 13 |
| Mississippi (A) | 2 | 9 |
| Mississippi (A) | 2 | 6 |
| Mississippi (A) | 3 | 4 |
| Tulane (A) | 3 | 8 |
| South Alabama (A) | 5 | 6 |
| South Alabama (A) | 5 | 19 |
| Auburn (A) | 6 | 12 |
| Auburn (A) | 12 | 13 |
| Auburn (A) | 1 | 9 |
| South Alabama (H) | 9 | 4 |
| South Alabama (H) | 3 | 1 |
| Miss. State (H) | 1 | 2 |
| Miss. State (H) | 2 | 0 |
| Miss. State (H) | 4 | 6 |
| Southern Miss. (H) | 4 | 3 |
| Alabama (A) | 3 | 0 |
| Alabama (A) | 2 | 7 |
| West Florida (A) | 6 | 2 |
| West Florida (A) | 9 | 3 |
| New Orleans (A) | 5 | 6 |
| New Orleans (A) | 2 | 4 |
| Tulane (H) | 6 | 1 |
| Tulane (A) | 3 | 11 |
| New Orleans (H) | 10 | 4 |
| Mississippi (H) | 4 | 3 |
| Mississippi (H) | 0 | 3 |
| Mississippi (H) | 0 | 8 |

1983 (28-21) Coach Jack Lamabe

| | | |
|------------------------|----|----|
| McNeese State (H) | 4 | 3 |
| Nicholls State (H) | 6 | 7 |
| Nicholls State (H) | 6 | 2 |
| Northwestern State (H) | 2 | 1 |
| Northwestern State (H) | 1 | 2 |
| Mississippi (A) | 3 | 2 |
| Mississippi (A) | 4 | 3 |
| Navy (A) | 8 | 4 |
| Tulane (A) | 10 | 11 |
| Miss. State (H) | 4 | 10 |
| Miss. State (H) | 7 | 2 |
| Miss. State (H) | 6 | 13 |
| Nicholls State (A) | 3 | 7 |
| Louisiana Tech (H) | 2 | 5 |
| Southeastern La. (H) | 7 | 2 |
| Alabama (A) | 1 | 4 |
| Alabama (A) | 0 | 17 |

| | | |
|-----------------------|----|----|
| Louisiana College (H) | 6 | 2 |
| Cleveland State (H) | 7 | 1 |
| Auburn (A) | 3 | 6 |
| Auburn (A) | 4 | 5 |
| Florida State (A) | 15 | 5 |
| Florida State (A) | 4 | 10 |
| Southern Miss. (H) | 8 | 7 |
| Southern Miss. (H) | 9 | 4 |
| Tulane (A) | 4 | 1 |
| Mississippi (H) | 1 | 5 |
| Mississippi (H) | 10 | 2 |
| Mississippi (H) | 11 | 5 |
| Southeastern La. (H) | 7 | 6 |
| New Orleans (A) | 5 | 3 |
| Mississippi State (A) | 5 | 2 |
| Mississippi (A) | 1 | 10 |
| Mississippi (A) | 8 | 16 |
| Southern Miss. (A) | 19 | 8 |
| Southern Miss. (A) | 13 | 1 |
| Southeastern La. (A) | 4 | 3 |
| Alabama (H) | 8 | 7 |
| Alabama (H) | 3 | 10 |
| Alabama (H) | 5 | 10 |
| Tulane (H) | 9 | 8 |
| Tulane (H) | 3 | 7 |
| Northeast La. (H) | 3 | 1 |
| Northeast La. (H) | 7 | 4 |
| Auburn (H) | 3 | 0 |
| Auburn (H) | 1 | 7 |
| Auburn (H) | 9 | 3 |
| Florida State (H) | 2 | 8 |
| Florida State (H) | 3 | 6 |

1984 (32-23) Coach Skip Bertman

| | | |
|------------------------|----|----|
| Southern Miss. (A) | 7 | 1 |
| Southern Miss. (A) | 8 | 7 |
| McNeese State (H) | 8 | 6 |
| Southwestern La. (H) | 9 | 10 |
| Southern Miss. (H) | 15 | 2 |
| Southern Miss. (H) | 6 | 1 |
| Nicholls State (H) | 5 | 4 |
| Southeastern La. (H) | 10 | 4 |
| Auburn (H) | 0 | 4 |
| Auburn (H) | 9 | 5 |
| Auburn (H) | 8 | 6 |
| Northwestern State (H) | 6 | 1 |
| Northwestern State (H) | 7 | 2 |
| Alabama (A) | 1 | 10 |
| Alabama (A) | 2 | 3 |
| Alabama (A) | 3 | 11 |
| Southern (H) | 4 | 3 |
| Lamar (H) | 6 | 7 |
| SW Missouri (H) | 10 | 7 |
| Tulane (A) | 5 | 6 |
| New Orleans (H) | 7 | 4 |
| Louisiana College (H) | 15 | 4 |
| McNeese State (A) | 4 | 8 |
| Miss. State (H) | 2 | 4 |
| Miss. State (H) | 11 | 6 |
| Miss. State (H) | 4 | 10 |
| Louisiana Tech (A) | 1 | 2 |
| Northeast La. (A) | 6 | 5 |
| Mississippi (A) | 1 | 0 |
| Mississippi (A) | 7 | 1 |
| Mississippi (A) | 5 | 6 |
| New Orleans (A) | 5 | 6 |
| New Orleans (H) | 4 | 7 |
| Auburn (A) | 11 | 4 |
| Auburn (A) | 5 | 8 |
| Auburn (A) | 6 | 4 |
| Nicholls State (A) | 6 | 4 |
| Tulane (H) | 1 | 2 |
| Alabama (H) | 3 | 5 |
| Alabama (H) | 3 | 0 |
| Alabama (H) | 6 | 3 |
| McNeese State (H) | 2 | 0 |
| McNeese State (H) | 3 | 2 |
| Miami (A) | 0 | 14 |
| Miami (A) | 5 | 6 |
| Miami (A) | 10 | 9 |
| Centenary (H) | 7 | 1 |
| New Orleans (A) | 1 | 11 |
| Miss. State (A) | 1 | 5 |
| Miss. State (A) | 6 | 8 |
| Miss. State (A) | 0 | 3 |
| Southern (H) | 13 | 9 |
| Mississippi (H) | 4 | 2 |
| Mississippi (H) | 7 | 2 |
| Mississippi (H) | 9 | 7 |

INTRO

THIS IS LSU

PREVIEW

TIGERS

COACHES

REVIEW

HISTORY

RECORDS

LSU

MEDIA

All-Time Results

INTRO

THIS IS LSU

PREVIEW

TIGERS

COACHES

REVIEW

HISTORY

RECORDS

LSU

MEDIA

1985 (41-18) Coach Skip Bertman

SEC Western Division Champions

NCAA Central Regional Participants

| | | |
|------------------------|----|----|
| Central Fla. (A) | 7 | 0 |
| Central Fla. (A) | 4 | 5 |
| Central Fla. (A) | 9 | 8 |
| Mississippi (H) | 6 | 2 |
| Mississippi (H) | 14 | 2 |
| Mississippi (H) | 13 | 6 |
| Southwestern La. (H) | 9 | 4 |
| Southeastern La. (H) | 12 | 4 |
| Alabama (A) | 9 | 7 |
| Alabama (A) | 1 | 5 |
| Alabama (A) | 3 | 8 |
| Northwestern State (H) | 13 | 9 |
| New Orleans (H) | 6 | 2 |
| Miss. State (H) | 0 | 7 |
| Miss. State (H) | 9 | 6 |
| Miss. State (H) | 7 | 4 |
| Tulane (H) | 10 | 4 |
| New Orleans (H) | 6 | 3 |
| Tulane (A) | 7 | 8 |
| Northeast La. (H) | 10 | 2 |
| Southern (H) | 13 | 8 |
| McNeese State (H) | 11 | 10 |
| Jackson State (H) | 19 | 12 |
| Auburn (H) | 4 | 2 |
| Auburn (H) | 7 | 0 |
| Auburn (H) | 6 | 4 |
| McNeese State (A) | 2 | 3 |
| Lamar (A) | 2 | 4 |
| Southwestern La. (A) | 5 | 6 |
| Mississippi (A) | 10 | 8 |
| Mississippi (A) | 6 | 0 |
| Mississippi (A) | 7 | 2 |
| Louisiana College (H) | 12 | 6 |
| New Orleans (A) | 2 | 4 |
| McNeese State (H) | 8 | 5 |
| Alabama (H) | 2 | 1 |
| Alabama (H) | 3 | 1 |
| Alabama (H) | 15 | 6 |
| Northwestern State (A) | 12 | 3 |
| Centenary (A) | 9 | 6 |
| Miss. State (A) | 1 | 6 |
| Miss. State (A) | 5 | 6 |
| Miss. State (A) | 4 | 7 |
| Southeastern La. (A) | 7 | 8 |
| McNeese State (H) | 6 | 7 |
| N. Texas St. (H) | 2 | 1 |
| N. Texas St. (H) | 6 | 5 |
| N. Texas St. (H) | 8 | 1 |
| Southern (H) | 7 | 4 |
| Nicholls State (H) | 12 | 2 |
| Nicholls State (H) | 10 | 13 |
| Louisiana Tech (H) | 5 | 1 |
| Auburn (A) | 5 | 0 |
| Auburn (A) | 4 | 5 |
| Auburn (A) | 4 | 3 |

SEC Tournament - Baton Rouge, La.

| | | |
|---------|---|---|
| Georgia | 6 | 8 |
| Florida | 2 | 5 |

NCAA Central Regional - Austin, Texas

| | | |
|---------|---|----|
| Houston | 4 | 11 |
| Lamar | 3 | 4 |

1986 (55-14) Coach Skip Bertman

SEC Champions

SEC Tournament Champions

NCAA South I Regional Champions

College World Series - 5th Place

| | | |
|-----------------------|----|----|
| Louisiana College (H) | 8 | 0 |
| New Orleans (H) | 3 | 2 |
| Arkansas (H) | 8 | 7 |
| Arkansas (H) | 6 | 8 |
| Southwestern La. (H) | 4 | 0 |
| Southwestern La. (N) | 17 | 4 |
| Florida (A) | 9 | 1 |
| Florida (A) | 18 | 4 |
| Florida (A) | 12 | 5 |
| Northeast La. (H) | 14 | 6 |
| Tulane (H) | 12 | 1 |
| Kentucky (H) | 8 | 7 |
| Kentucky (H) | 5 | 1 |
| Kentucky (H) | 12 | 10 |
| Southeastern La. (H) | 15 | 3 |
| Kansas State (H) | 8 | 4 |
| Missouri (H) | 5 | 1 |

| | | |
|------------------------|----|----|
| Southern (H) | 7 | 5 |
| New Orleans (H) | 9 | 8 |
| Southwestern La. (A) | 5 | 4 |
| Alabama (A) | 6 | 5 |
| Alabama (A) | 8 | 6 |
| Alabama (A) | 4 | 5 |
| Northeast La. (A) | 13 | 5 |
| Centenary (A) | 9 | 5 |
| Stephen F. Austin (A) | 10 | 7 |
| Tennessee (H) | 3 | 2 |
| Tennessee (H) | 3 | 2 |
| Tennessee (H) | 12 | 5 |
| Nicholls State (A) | 3 | 2 |
| Nicholls State (A) | 1 | 2 |
| Northwestern State (H) | 24 | 0 |
| Mississippi (H) | 9 | 6 |
| Mississippi (H) | 3 | 6 |
| Mississippi (H) | 10 | 1 |
| Louisiana Tech (H) | 4 | 3 |
| Nicholls State (H) | 14 | 4 |
| Miss. State (A) | 4 | 0 |
| Miss. State (A) | 4 | 0 |
| Miss. State (A) | 5 | 6 |
| Southwestern La. (H) | 5 | 4 |
| New Orleans (A) | 2 | 8 |
| Georgia (H) | 3 | 1 |
| Georgia (H) | 8 | 11 |
| Georgia (H) | 11 | 8 |
| Southern (H) | 18 | 5 |
| Tulane (A) | 6 | 5 |
| Vanderbilt (A) | 14 | 4 |
| Vanderbilt (A) | 7 | 5 |
| Vanderbilt (A) | 4 | 6 |
| New Orleans (A) | 1 | 7 |
| Centenary (H) | 12 | 3 |
| Auburn (H) | 7 | 1 |
| Auburn (H) | 12 | 3 |
| Auburn (H) | 4 | 3 |

SEC Tournament - Baton Rouge, La.

| | | |
|-------------------|----|---|
| Georgia | 10 | 6 |
| Alabama | 10 | 7 |
| Georgia | 8 | 4 |
| Alabama (H) | 1 | 5 |
| Alabama (H) | 4 | 2 |
| Alabama (H) | 2 | 8 |
| Florida State (A) | 4 | 6 |

NCAA South I Regional - Baton Rouge, La.

| | | |
|----------------|----|----|
| Jackson State | 14 | 11 |
| Oklahoma | 8 | 5 |
| Louisiana Tech | 7 | 4 |
| Tulane | 7 | 6 |

College World Series - Omaha, Neb.

| | | |
|------------------|---|---|
| Loyola-Marymount | 3 | 4 |
| Maine | 8 | 4 |
| Miami, Fla. | 3 | 4 |

1987 (49-19) Coach Skip Bertman

NCAA South II Regional Champions

College World Series - 4th Place

| | | |
|-----------------------|----|---|
| Louisiana College (H) | 11 | 0 |
| Louisiana College (H) | 13 | 0 |
| Miami (Fla.)* | 2 | 7 |
| Florida* | 5 | 2 |
| Florida State* | 1 | 2 |
| Wichita State (H) | 14 | 6 |
| Wichita State (H) | 12 | 2 |
| Wichita State (H) | 9 | 3 |
| Southern (H) | 15 | 4 |
| Southwestern La. (H) | 7 | 4 |
| Florida (H) | 9 | 1 |
| Florida (H) | 3 | 5 |
| Kentucky (A) | 2 | 7 |
| Kentucky (A) | 8 | 4 |
| Kentucky (A) | 5 | 0 |
| Texas-Arlington (H) | 17 | 2 |
| Texas-Arlington (H) | 4 | 3 |
| Missouri (H) | 8 | 5 |
| Oral Roberts (H) | 20 | 5 |
| Oral Roberts (H) | 14 | 4 |
| McNeese State (H) | 17 | 7 |
| Nicholls State (H) | 10 | 7 |
| New Orleans (H) | 8 | 7 |
| Southeastern La. (H) | 11 | 3 |
| Alabama (H) | 0 | 1 |
| Alabama (H) | 4 | 3 |
| Northeast La. (H) | 15 | 0 |
| Centenary (H) | 11 | 3 |

| | | |
|------------------------|----|----|
| Southern (H) | 15 | 4 |
| Tulane (A) | 5 | 4 |
| Ole Miss (A) | 0 | 4 |
| Ole Miss (A) | 5 | 6 |
| Ole Miss (A) | 6 | 3 |
| Centenary (A) | 10 | 13 |
| Northeast La. (A) | 9 | 3 |
| Louisiana Tech (A) | 4 | 5 |
| Miss. State (H) | 4 | 5 |
| Miss. State (H) | 6 | 4 |
| Miss. State (H) | 6 | 5 |
| Nicholls State (H) | 9 | 5 |
| Tulane (H) | 7 | 9 |
| Northwestern State (H) | 11 | 0 |
| Northwestern State (H) | 8 | 7 |
| Georgia (A) | 1 | 7 |
| Georgia (A) | 12 | 3 |
| Georgia (A) | 10 | 12 |
| Southeastern La. (H) | 14 | 4 |
| New Orleans (A) | 1 | 3 |
| Nicholls State (A) | 10 | 2 |
| Vanderbilt (H) | 1 | 0 |
| Vanderbilt (H) | 2 | 4 |
| Vanderbilt (H) | 11 | 8 |
| Auburn (A) | 4 | 0 |
| Auburn (A) | 6 | 1 |
| Auburn (A) | 1 | 6 |

* Busch Challenge I (New Orleans, La.)

SEC Tournament - Athens, Ga.

| | | |
|-------------|---|----|
| Auburn | 8 | 9 |
| Georgia | 4 | 2 |
| Kentucky | 4 | 1 |
| Auburn | 4 | 2 |
| Miss. State | 3 | 13 |

NCAA South II Regional - New Orleans, La.

| | | |
|---------------------|----|---|
| Tulane | 5 | 3 |
| New Orleans | 14 | 1 |
| New Orleans | 3 | 0 |
| Cal State Fullerton | 7 | 3 |

College World Series - Omaha, Neb.

| | | |
|----------------|---|---|
| Florida State | 6 | 2 |
| Oklahoma State | 7 | 8 |
| Arkansas | 5 | 2 |
| Stanford | 5 | 6 |

1988 (39-21) Coach Skip Bertman

| | | |
|----------------------------|----|----|
| Southern (H) | 21 | 1 |
| Florida State (at Orlando) | 9 | 4 |
| Louisiana College (H) | 9 | 2 |
| McNeese State (H) | 2 | 1 |
| Mercer (H) | 15 | 6 |
| Mercer (H) | 8 | 4 |
| Mercer (H) | 6 | 1 |
| Centenary (H) | 7 | 3 |
| Rice (H) | 13 | 3 |
| Tennessee (H) | 2 | 1 |
| Tennessee (H) | 4 | 2 |
| Tennessee (H) | 6 | 5 |
| Florida (A) | 3 | 4 |
| Florida (A) | 4 | 0 |
| Florida (A) | 4 | 5 |
| Southeastern La. (A) | 8 | 9 |
| Kentucky (H) | 3 | 1 |
| Kentucky (H) | 2 | 1 |
| Kentucky (H) | 1 | 3 |
| Nicholls State (A) | 7 | 11 |
| New Orleans (H) | 4 | 1 |
| Cal State-Fullerton * | 2 | 7 |
| Southern California* | 11 | 7 |
| UCLA* | 7 | 1 |
| Wichita State (A) | 3 | 5 |
| Wichita State (A) | 3 | 5 |
| Wichita State (A) | 0 | 13 |
| Alabama (A) | 3 | 1 |
| Alabama (A) | 6 | 1 |
| Alabama (A) | 7 | 3 |
| Northeast La. (H) | 8 | 7 |
| Tulane (A) | 7 | 5 |
| Ole Miss (H) | 5 | 4 |
| Ole Miss (H) | 11 | 2 |
| Ole Miss (H) | 15 | 13 |
| Tulane (H) | 11 | 1 |
| Southeastern La. (H) | 14 | 11 |
| Miss. State (A) | 3 | 4 |
| Miss. State (A) | 4 | 2 |
| Miss. State (A) | 0 | 1 |

| | | |
|-----------------------|----|----|
| Nicholls State (H) | 9 | 2 |
| New Orleans (A) | 6 | 2 |
| Stephen F. Austin (H) | 14 | 7 |
| Georgia (H) | 12 | 6 |
| Georgia (H) | 2 | 4 |
| Georgia (H) | 9 | 8 |
| Northwestern La. (H) | 11 | 2 |
| Northwestern La. (H) | 4 | 5 |
| McNeese State (A) | 5 | 6 |
| Vanderbilt (A) | 4 | 5 |
| Vanderbilt (A) | 2 | 3 |
| Vanderbilt (A) | 5 | 1 |
| Auburn (H) | 1 | 2 |
| Auburn (H) | 1 | 8 |
| Auburn (H) | 8 | 10 |

*Busch Challenge II (New Orleans, La.)

SEC Tournament - Starkville, Miss.

| | | |
|--------------|----|---|
| Kentucky | 7 | 9 |
| Georgia | 7 | 3 |
| Florida | 2 | 7 |
| Southern (H) | 13 | 4 |
| Southern (H) | 10 | 7 |

1989 (55-17) Coach Skip Bertman

NCAA Central Regional Champions

College World Series - 3rd Place

| | | |
|--------------------------|----|----|
| Texas Christian (H) | 8 | 2 |
| Texas Christian (H) | 10 | 5 |
| Southern Mississippi (H) | 10 | 1 |
| Mercer (H) | 7 | 4 |
| Mercer (H) | 8 | 7 |
| Mercer (H) | 12 | 7 |
| Louisiana College (H) | 10 | 3 |
| Oklahoma State * | 6 | 0 |
| Oral Roberts * | 10 | 7 |
| Oklahoma * | 7 | 9 |
| Southern (H) | 19 | 6 |
| Southern (A) | 5 | 0 |
| Tennessee (A) | 7 | 0 |
| Tennessee (A) | 1 | 5 |
| Tennessee (A) | 9 | 3 |
| New Orleans (H) | 7 | 1 |
| Florida (H) | 10 | 0 |
| Florida (H) | 8 | 7 |
| Florida (H) | 2 | 1 |
| George Washington (H) | 8 | 3 |
| St. John's (H) | 11 | 8 |
| St. John's (H) | 12 | 5 |
| Kentucky (A) | 11 | 7 |
| Kentucky (A) | 15 | 0 |
| Kentucky (A) | 9 | 12 |
| Northwestern State (H) | 6 | 5 |
| Stephen F. Austin (H) | 8 | 3 |
| Stephen F. Austin (H) | 14 | 1 |
| Tulane (A) | 4 | 3 |
| Southwestern La. (A) | 4 | 1 |
| Tulane (H) | 4 | 3 |
| Alabama (H) | 13 | 6 |
| Alabama (H) | 14 | 6 |
| Alabama (H) | 12 | 1 |
| Southern (H) | 9 | 4 |
| Ole Miss (A) | 11 | 5 |
| Ole Miss (A) | 4 | 1 |
| Ole Miss (A) | 1 | 2 |
| Southeastern La. (H) | 3 | 1 |
| Nicholls State (H) | 4 | 7 |
| Mississippi State (H) | 3 | 4 |
| Mississippi State (H) | 19 | 9 |
| Southwestern La. (H) | 6 | 9 |
| Northwestern State (A) | 14 | 6 |
| Georgia (A) | 4 | 3 |
| Georgia (A) | 7 | 1 |
| Georgia (A) | 2 | 4 |
| Northeast La. (H) | 7 | 6 |
| New Orleans (A) | 5 | 1 |
| Vanderbilt (H) | 8 | 4 |
| Vanderbilt (H) | 12 | 10 |
| Vanderbilt (H) | 2 | 9 |
| Auburn (A) | 8 | 12 |
| Auburn (A) | 0 | 1 |
| Auburn (A) | 8 | 1 |

*Busch Challenge III (New Orleans, La.)

SEC Tournament - Gainesville, Fla.

| | | |
|---------|---|---|
| Georgia | 6 | 3 |
| Florida | 6 | 8 |

| | | |
|--------------------|----|---|
| Auburn | 5 | 8 |
| Louisiana Tech (H) | 17 | 2 |
| Louisiana Tech (H) | 7 | 1 |
| Louisiana Tech (H) | 8 | 5 |

NCAA Central Regional - College Station, Texas

| | | |
|------------------|----|----|
| Nevada-Las Vegas | 12 | 10 |
| South Alabama | 4 | 6 |
| Nevada-Las Vegas | 13 | 8 |
| South Alabama | 6 | 5 |
| Texas A&M | 13 | 5 |
| Texas A&M | 5 | 4 |

College World Series - Omaha, Neb.

| | | |
|------------------|---|----|
| Miami (Fla.) | 2 | 5 |
| Long Beach State | 8 | 5 |
| Miami (Fla.) | 6 | 3 |
| Texas | 7 | 12 |

1990 (54-19) Coach Skip Bertman

SEC Champions

SEC Tournament Co-Champions

NCAA South I Regional Champions

College World Series - 3rd Place

| | | |
|------------------------|----|----|
| Wichita State# | 6 | 13 |
| North Carolina# | 8 | 5 |
| Louisiana Tech (H) | 15 | 3 |
| Mississippi State* | 7 | 6 |
| Mississippi* | 7 | 5 |
| Southern Miss* | 1 | 5 |
| Southern (H) | 17 | 5 |
| Rice (A) | 11 | 12 |
| Rice (A) | 13 | 1 |
| Southern Miss (A) | 10 | 2 |
| Texas A&M (A) | 2 | 4 |
| Texas A&M (A) | 2 | 5 |
| Texas A&M (A) | 5 | 2 |
| Southern (H) | 14 | 1 |
| New Orleans (H) | 10 | 3 |
| Kansas (H) | 10 | 1 |
| Kansas (H) | 9 | 3 |
| Kansas (H) | 8 | 2 |
| St. Louis (H) | 20 | 2 |
| Evansville (H) | 28 | 8 |
| Mississippi State (A) | 6 | 5 |
| Mississippi State (A) | 1 | 2 |
| Mississippi State (A) | 9 | 10 |
| Nicholls State (H) | 4 | 3 |
| McNeese State (A) | 13 | 1 |
| Mississippi (H) | 10 | 7 |
| Mississippi (H) | 10 | 2 |
| Mississippi (H) | 6 | 0 |
| Southeastern La. (A) | 8 | 1 |
| Auburn (H) | 12 | 6 |
| Auburn (H) | 5 | 6 |
| Auburn (H) | 7 | 17 |
| Southeastern La. (H) | 16 | 0 |
| Nicholls State (A) | 8 | 6 |
| Florida (A) | 6 | 3 |
| Florida (A) | 6 | 7 |
| Florida (A) | 5 | 3 |
| Stephen F. Austin (H) | 4 | 3 |
| Stephen F. Austin (H) | 7 | 2 |
| Tennessee (H) | 13 | 2 |
| Tennessee (H) | 2 | 0 |
| Tennessee (H) | 9 | 3 |
| McNeese State (H) | 1 | 4 |
| Tulane (A) | 7 | 14 |
| Northwestern State (H) | 16 | 6 |
| Kentucky (H) | 8 | 1 |
| Kentucky (H) | 9 | 0 |
| Kentucky (H) | 9 | 3 |
| Northeast La. (H) | 4 | 5 |
| New Orleans (A) | 6 | 4 |
| Alabama (A) | 7 | 4 |
| Alabama (A) | 5 | 12 |
| Alabama (A) | 8 | 5 |
| Vanderbilt (A) | 7 | 5 |
| Vanderbilt (A) | 3 | 4 |
| Vanderbilt (A) | 7 | 3 |
| Georgia (H) | 11 | 2 |
| Georgia (H) | 5 | 2 |
| Georgia (H) | 8 | 5 |

#ABCA Hall of Fame Tournament (Orlando, Fla.)

*Busch Challenge IV (New Orleans, La.)

SEC Tournament - Birmingham, Ala.

| | | |
|-------------------|----|---|
| Florida | 6 | 4 |
| Mississippi State | 17 | 8 |
| Vanderbilt | 13 | 5 |
| Mississippi State | 1 | 3 |

NCAA South I Regional - Baton Rouge, La.

| | | |
|------------------------|----|---|
| Southwestern Louisiana | 8 | 0 |
| Georgia Tech | 11 | 5 |
| Southern California | 4 | 5 |
| Houston | 6 | 4 |
| Southern California | 5 | 4 |
| Southern California | 7 | 6 |

College World Series - Omaha, Neb.

| | | |
|----------------|---|----|
| The Citadel | 8 | 2 |
| Oklahoma State | 1 | 7 |
| The Citadel | 6 | 1 |
| Oklahoma State | 3 | 14 |

1991 (55-18) Coach Skip Bertman

SEC Champions

NCAA South Regional Champions

NCAA National Champions

| | | |
|------------------------|----|----|
| Mississippi State# | 6 | 4 |
| Oklahoma State# | 6 | 0 |
| Louisiana Tech (H) | 10 | 3 |
| Stephen F. Austin (H) | 5 | 0 |
| Stephen F. Austin (H) | 14 | 3 |
| Stephen F. Austin (H) | 9 | 0 |
| Texas A&M (H) | 1 | 3 |
| Texas A&M (H) | 13 | 8 |
| Texas A&M (H) | 5 | 0 |
| Southeastern La. (H) | 8 | 3 |
| Southern (H) | 8 | 1 |
| Miami (Fla.)* | 4 | 3 |
| Florida* | 6 | 5 |
| Florida State* | 0 | 8 |
| Northwestern State (H) | 3 | 7 |
| Tulane (H) | 6 | 7 |
| New Orleans (H) | 7 | 5 |
| Nevada-Las Vegas (A) | 14 | 4 |
| Nevada-Las Vegas (A) | 1 | 5 |
| Nevada-Las Vegas (A) | 9 | 4 |
| Notre Dame (H) | 3 | 6 |
| St. Louis (H) | 6 | 4 |
| Mississippi State (H) | 4 | 2 |
| Mississippi State (H) | 6 | 5 |
| Southern (A) | 5 | 2 |
| Tulane (A) | 1 | 5 |
| Mississippi (A) | 4 | 0 |
| Mississippi (A) | 3 | 2 |
| Mississippi (A) | 7 | 3 |
| Louisiana College (H) | 2 | 1 |
| Jackson State (H) | 14 | 4 |
| Auburn (A) | 6 | 2 |
| Auburn (A) | 8 | 3 |
| Auburn (A) | 13 | 8 |
| McNeese State (H) | 3 | 6 |
| Nicholls State (H) | 6 | 5 |
| Florida (H) | 6 | 5 |
| Florida (H) | 5 | 3 |
| Florida (H) | 12 | 6 |
| Northwestern State (A) | 7 | 3 |
| Louisiana Tech (A) | 13 | 6 |
| Tennessee (A) | 3 | 5 |
| Tennessee (A) | 5 | 6 |
| Tennessee (A) | 11 | 4 |
| Centenary (H) | 15 | 2 |
| New Orleans (A) | 5 | 2 |
| Kentucky (A) | 7 | 17 |
| Kentucky (A) | 7 | 11 |
| Kentucky (A) | 3 | 7 |
| Northeast La. (H) | 12 | 3 |
| Southeastern La. (H) | 2 | 15 |
| Alabama (H) | 15 | 4 |
| Alabama (H) | 6 | 8 |
| Alabama (H) | 11 | 6 |
| Vanderbilt (H) | 21 | 5 |
| Vanderbilt (H) | 8 | 5 |
| Vanderbilt (H) | 6 | 11 |
| Georgia (A) | 10 | 4 |
| Georgia (A) | 5 | 0 |
| Georgia (A) | 16 | 7 |

#ABCA Hall of Fame Tournament (Baton Rouge, La.)

* Busch Challenge V (New Orleans, La.)

SEC Tournament - Baton Rouge, La.

| | | |
|-------------------|---|---|
| Kentucky | 8 | 7 |
| Mississippi State | 8 | 2 |
| Florida | 1 | 7 |
| Mississippi State | 9 | 4 |
| Florida | 4 | 8 |

NCAA South Regional - Baton Rouge, La.

| | | |
|--------------------|----|---|
| Northwestern State | 13 | 2 |
| Oklahoma | 4 | 3 |
| Texas A&M | 7 | 1 |
| Southwestern La. | 8 | 5 |

College World Series - Omaha, Neb.

| | | |
|---------------|----|---|
| Florida | 8 | 1 |
| Fresno State | 15 | 3 |
| Florida | 19 | 8 |
| Wichita State | 6 | 3 |

1992 (50-16) Coach Skip Bertman

SEC Champions

SEC Tournament Champions

NCAA South I Regional Participants

| | | |
|------------------------|----|----|
| Nevada-Las Vegas (H) | 3 | 1 |
| Nevada-Las Vegas (H) | 12 | 9 |
| Nevada-Las Vegas (H) | 8 | 3 |
| Northwestern State (H) | 7 | 6 |
| Georgia Tech* | 3 | 2 |
| Georgia* | 1 | 9 |
| Georgia Southern* | 20 | 7 |
| Southeastern La. (H) | 6 | 2 |
| Maine (H) | 5 | 12 |
| Maine (H) | 8 | 5 |
| Maine (H) | 10 | 5 |
| Stephen F. Austin (H) | 21 | 1 |
| Stephen F. Austin (H) | 16 | 2 |
| Stephen F. Austin (H) | 12 | 2 |
| Centenary (H) | 22 | 3 |
| Tulane (A) | 7 | 0 |
| Louisiana College (A) | 23 | 2 |
| George Washington (H) | 22 | 9 |
| George Washington (H) | 5 | 8 |
| South Carolina (A) | 4 | 1 |
| South Carolina (A) | 3 | 1 |
| South Carolina (A) | 5 | 0 |
| Central Florida (A) | 5 | 2 |
| Tennessee (H) | 3 | 1 |
| Tennessee (H) | 2 | 9 |
| Tennessee (H) | 13 | 7 |
| New Orleans (H) | 14 | 7 |
| Southern (H) | 12 | 3 |
| Florida (A) | 4 | 5 |
| Florida (A) | 2 | 0 |
| Florida (A) | 5 | 3 |
| Northeast La. (H) | 6 | 5 |
| Tulane (H) | 2 | 6 |
| Mississippi (H) | 10 | 3 |
| Mississippi (H) | 5 | 3 |
| Mississippi (H) | 3 | 5 |
| McNeese State (H) | 14 | 2 |
| New Orleans (A) | 5 | 9 |
| Arkansas (H) | 12 | 2 |
| Arkansas (H) | 12 | 4 |
| Arkansas (H) | 8 | 4 |
| Southeastern La. (A) | 14 | 4 |
| Nicholls State (A) | 1 | 4 |
| Alabama (A) | 10 | 0 |
| Alabama (A) | 8 | 7 |
| Alabama (A) | 5 | 7 |
| Louisiana College (H) | 7 | 3 |
| Northeast La. (A) | 10 | 2 |
| Auburn (A) | 2 | 1 |
| Auburn (A) | 2 | 4 |
| Auburn (A) | 3 | 4 |
| Nicholls State (H) | 15 | 8 |
| Southwestern La. (H) | 0 | 5 |
| Mississippi State (H) | 8 | 3 |
| Mississippi State (H) | 5 | 3 |
| Mississippi State (H) | 5 | 3 |

* Busch Challenge VI (New Orleans, La.)

SEC Tournament - New Orleans, La.

| | | |
|----------------|----|---|
| Vanderbilt | 7 | 2 |
| Arkansas | 8 | 1 |
| Florida | 1 | 3 |
| Georgia | 5 | 3 |
| South Carolina | 6 | 3 |
| Florida | 12 | 1 |

NCAA South I Regional - Baton Rouge, La.

| | | |
|---------------------|---|----|
| Providence | 8 | 1 |
| Ohio State | 0 | 5 |
| Tulane | 7 | 3 |
| Cal State-Fullerton | 0 | 11 |

1993 (53-17-1) Coach Skip Bertman

SEC Champions

SEC Division Tournament Champions

NCAA South Regional Champions

NCAA National Champions

| | | |
|------------------------|----|----|
| Northwestern State (H) | 8 | 3 |
| Centenary (H) | 19 | 0 |
| Mississippi State * | 4 | 7 |
| Southern Miss * | 8 | 4 |
| Ole Miss * | 4 | 6 |
| Lamar (H) | 3 | 9 |
| Central Florida (H) | 12 | 0 |
| Central Florida (H) | 14 | 4 |
| Tulane (A) | 14 | 7 |
| Indiana State (H) | 10 | 0 |
| Indiana State (H) | 8 | 1 |
| Michigan (H) | 6 | 2 |
| Michigan (H) | 9 | 8 |
| Nicholls State (H) | 7 | 5 |
| New Mexico (H) | 9 | 3 |
| New Mexico (H) | 14 | 1 |
| New Mexico (H) | 8 | 5 |
| Arkansas State (A) | 9 | 0 |
| Arkansas State (A) | 7 | 10 |
| South Carolina (H) | 10 | 3 |
| South Carolina (H) | 6 | 1 |
| South Carolina (H) | 9 | 9 |
| Louisiana College (H) | 10 | 3 |
| Southern (H) | 10 | 8 |
| New Orleans (A) | 13 | 8 |
| Tennessee (A) | 1 | 8 |
| Tennessee (A) | 4 | 1 |
| Tennessee (A) | 2 | 6 |
| Northwestern State (A) | 5 | 6 |
| Florida (H) | 1 | 2 |
| Florida (H) | 11 | 3 |
| Florida (H) | 16 | 2 |
| Southeastern La. (H) | 8 | 7 |
| McNeese State (H) | 15 | 11 |
| Ole Miss (A) | 8 | 0 |
| Ole Miss (A) | 2 | 1 |
| Ole Miss (A) | 6 | 5 |
| Southeastern La. (H) | 9 | 1 |
| Southern (A) | 8 | 7 |
| McNeese State (A) | 3 | 5 |
| Arkansas (A) | 3 | 0 |
| Arkansas (A) | 4 | 2 |
| Arkansas (A) | 8 | 2 |
| Tulane (H) | 6 | 3 |
| New Orleans (H) | 12 | 9 |
| Southwestern La. (H) | 9 | 10 |
| Alabama (H) | 1 | 3 |
| Centenary (A) | 18 | 3 |
| Auburn (H) | 21 | 2 |
| Auburn (H) | 8 | 9 |
| Auburn (H) | 2 | 9 |
| Arkansas State (H) | 9 | 1 |
| Arkansas State (H) | 14 | 4 |
| Mississippi State (A) | 3 | 4 |
| Mississippi State (A) | 3 | 2 |
| Mississippi State (A) | 13 | 7 |

* Winn-Dixie Showdown (New Orleans, La.)

SEC Division Tournament - Baton Rouge, La.

| | | |
|-------------------|----|---|
| Ole Miss | 6 | 1 |
| Mississippi State | 3 | 5 |
| Arkansas | 13 | 7 |
| Auburn | 16 | 5 |
| Mississippi State | 7 | 3 |

NCAA South Regional - Baton Rouge, La.

| | | |
|-----------------------|----|----|
| Western Carolina | 7 | 2 |
| Kent State University | 12 | 15 |
| Baylor | 13 | 6 |
| South Alabama | 11 | 4 |
| South Alabama | 9 | 4 |

College World Series - Omaha, Neb.

| | | |
|------------------|----|----|
| Long Beach State | 7 | 1 |
| Texas A&M | 13 | 8 |
| Long Beach State | 8 | 10 |
| Long Beach State | 6 | 5 |
| Wichita State | 8 | 0 |

INTRO

THIS IS LSU

PREVIEW

TIGERS

COACHES

REVIEW

HISTORY

RECORDS

LSU

MEDIA

All-Time Results

INTRO

THIS IS LSU

PREVIEW

TIGERS

COACHES

REVIEW

HISTORY

RECORDS

LSU

MEDIA

1994 (46-20) Coach Skip Bertman

SEC Western Division Champions

SEC Division Tournament Champions

NCAA South Regional Champions

College World Series - 7th Place

| | | |
|------------------------|----|----|
| Auburn * | 1 | 3 |
| South Alabama * | 3 | 5 |
| Alabama * | 3 | 0 |
| Northwestern State (H) | 11 | 5 |
| Houston (A) | 8 | 5 |
| Houston (A) | 7 | 2 |
| Tulane (A) | 8 | 10 |
| Alabama-Birmingham (H) | 11 | 5 |
| Alabama-Birmingham (H) | 6 | 5 |
| Alabama-Birmingham (H) | 17 | 6 |
| Southeastern La. (H) | 11 | 10 |
| Texas (A) | 9 | 6 |
| Texas (A) | 7 | 9 |
| Texas (A) | 1 | 7 |
| Louisiana College (H) | 5 | 7 |
| New Orleans (H) | 4 | 3 |
| Texas Christian (H) | 13 | 6 |
| Texas Christian (H) | 15 | 10 |
| Texas Christian (H) | 16 | 8 |
| Arkansas State (H) | 16 | 1 |
| Arkansas State (H) | 8 | 2 |
| Vanderbilt (H) | 10 | 4 |
| Vanderbilt (H) | 16 | 7 |
| Vanderbilt (H) | 4 | 3 |
| Lamar (A) | 3 | 4 |
| Georgia (A) | 14 | 11 |
| Georgia (A) | 7 | 3 |
| Georgia (A) | 12 | 6 |
| Southern (H) | 11 | 2 |
| Nicholls State (H) | 12 | 4 |
| Southwestern La. (A) | 8 | 11 |
| Kentucky (A) | 6 | 9 |
| Kentucky (A) | 3 | 13 |
| McNeese State (H) | 3 | 4 |
| New Orleans (A) | 9 | 1 |
| Tulane (H) | 2 | 4 |
| Ole Miss (H) | 5 | 4 |
| Ole Miss (H) | 5 | 2 |
| Ole Miss (H) | 3 | 2 |
| Southeastern La. (A) | 14 | 8 |
| Centenary (H) | 10 | 4 |
| Arkansas (H) | 11 | 3 |
| Arkansas (H) | 16 | 4 |
| Arkansas (H) | 5 | 6 |
| Nicholls State (A) | 2 | 3 |
| Southwestern La. (H) | 8 | 9 |
| Alabama (A) | 13 | 7 |
| Alabama (A) | 10 | 6 |
| Alabama (A) | 5 | 7 |
| South Alabama (H) | 8 | 4 |
| Auburn (A) | 13 | 6 |
| Auburn (A) | 4 | 3 |
| Auburn (A) | 4 | 3 |
| Mississippi State (H) | 3 | 0 |
| Mississippi State (H) | 4 | 7 |
| Mississippi State (H) | 1 | 9 |

* Winn-Dixie Showdown (New Orleans, La.)

SEC Division Tournament - Oxford, Miss.

| | | |
|----------|---|---|
| Alabama | 3 | 2 |
| Arkansas | 6 | 4 |
| Auburn | 3 | 2 |
| Auburn | 5 | 4 |

NCAA South Regional - Baton Rouge, La.

| | | |
|---------------------|----|----|
| Southeastern La. | 10 | 6 |
| Fresno State | 6 | 2 |
| Southern California | 6 | 2 |
| Southern California | 12 | 10 |

College World Series - Omaha, Neb.

| | | |
|---------------------|---|----|
| Florida State | 3 | 6 |
| Cal State-Fullerton | 6 | 20 |

1995 (47-18) Coach Skip Bertman

NCAA South Regional Participants

| | | |
|------------------|----|---|
| Lamar * | 10 | 6 |
| Houston * | 3 | 4 |
| Texas A&M * | 7 | 6 |
| NW Louisiana (H) | 16 | 5 |
| Centenary (H) | 3 | 0 |
| Houston (H) | 14 | 3 |
| Houston (H) | 13 | 6 |
| Florida State # | 6 | 2 |

| | | |
|------------------------|----|----|
| Michigan # | 11 | 9 |
| Minnesota (A) # | 14 | 2 |
| Tulane (H) | 1 | 0 |
| Southern (H) | 5 | 1 |
| Maine (H) | 6 | 1 |
| Maine (H) | 12 | 2 |
| Maine (H) | 9 | 2 |
| New Orleans (H) | 3 | 1 |
| South Florida (H) | 6 | 0 |
| South Florida (H) | 4 | 6 |
| South Florida (H) | 5 | 7 |
| Centenary (A) | 7 | 4 |
| NW Louisiana (A) | 8 | 7 |
| Vanderbilt (A) | 9 | 1 |
| Vanderbilt (A) | 4 | 6 |
| Vanderbilt (A) | 14 | 3 |
| Louisiana College (H) | 5 | 1 |
| Georgia (H) | 8 | 2 |
| Georgia (H) | 11 | 5 |
| Georgia (H) | 7 | 4 |
| SW Louisiana (A) | 9 | 3 |
| Kentucky (H) | 11 | 0 |
| Kentucky (H) | 16 | 7 |
| Kentucky (H) | 6 | 5 |
| McNeese State (H) | 10 | 1 |
| Tulane (A) | 3 | 2 |
| Ole Miss (A) | 0 | 6 |
| Ole Miss (A) | 2 | 1 |
| Ole Miss (A) | 2 | 6 |
| Southern (A) | 14 | 9 |
| NE Louisiana (H) | 12 | 11 |
| Arkansas (A) | 10 | 3 |
| Arkansas (A) | 13 | 7 |
| Arkansas (A) | 3 | 5 |
| Loyola-New Orleans (H) | 7 | 1 |
| SW Louisiana (H) | 12 | 2 |
| New Orleans (A) | 2 | 4 |
| Alabama (H) | 0 | 4 |
| Alabama (H) | 6 | 7 |
| Alabama (H) | 8 | 6 |
| SE Louisiana (H) | 7 | 3 |
| Nicholls State (H) | 9 | 1 |
| Auburn (H) | 7 | 19 |
| Auburn (H) | 11 | 6 |
| Auburn (H) | 11 | 12 |
| Mississippi State (A) | 3 | 6 |
| Mississippi State (A) | 10 | 12 |
| Mississippi State (A) | 6 | 4 |

* - Winn-Dixie Showdown

(New Orleans, La.)

- Hormel Foods Classic (Minneapolis, Minn.)

SEC Division Tournament - Starkville, Miss.

| | | |
|-------------------|----|---|
| Alabama | 8 | 9 |
| Mississippi State | 14 | 6 |
| Auburn | 7 | 5 |
| Arkansas | 7 | 6 |
| Alabama | 8 | 9 |

NCAA South Regional - Baton Rouge, La.

| | | |
|------------------|----|----|
| Central Michigan | 5 | 3 |
| Rice | 7 | 15 |
| Central Michigan | 10 | 5 |
| Rice | 9 | 16 |

1996 (52-15) Coach Skip Bertman

SEC Champions

NCAA South II Regional Champions

NCAA National Champions

| | | |
|------------------------|----|---|
| Western Kentucky (H) | 9 | 0 |
| Western Kentucky (H) | 18 | 0 |
| Western Kentucky (H) | 18 | 1 |
| Centenary (H) | 6 | 1 |
| Southern Miss * | 7 | 4 |
| Ole Miss * | 9 | 7 |
| Mississippi State * | 8 | 4 |
| Tulane (H) | 10 | 0 |
| Louisiana Tech (H) | 6 | 1 |
| Duquesne (H) | 14 | 7 |
| Duquesne (H) | 9 | 5 |
| Loyola-New Orleans (H) | 22 | 2 |
| Vanderbilt (A) | 15 | 0 |
| Vanderbilt (A) | 2 | 3 |
| Vanderbilt (A) | 14 | 4 |
| Dayton (H) | 15 | 2 |
| Dayton (H) | 6 | 7 |
| Georgia (H) | 14 | 4 |
| Georgia (H) | 12 | 5 |

| | | |
|-----------------------|----|----|
| Georgia (H) | 23 | 5 |
| New Orleans (H) | 16 | 8 |
| NE Louisiana (H) | 10 | 0 |
| Florida (A) | 6 | 7 |
| Florida (A) | 5 | 9 |
| Florida (A) | 1 | 2 |
| Southern (H) | 19 | 0 |
| McNeese State (H) | 16 | 0 |
| Tennessee (H) | 9 | 2 |
| Tennessee (H) | 5 | 3 |
| Tennessee (H) | 9 | 1 |
| Tulane (A) | 3 | 1 |
| NW Louisiana (H) | 5 | 10 |
| NW Louisiana (H) | 5 | 6 |
| South Carolina (A) | 15 | 2 |
| South Carolina (A) | 0 | 2 |
| South Carolina (A) | 4 | 2 |
| SE Louisiana (A) | 5 | 2 |
| Nicholls State (H) | 14 | 0 |
| Ole Miss (A) | 6 | 5 |
| Ole Miss (A) | 10 | 1 |
| Ole Miss (A) | 9 | 2 |
| SE Louisiana (H) | 7 | 4 |
| Arkansas (H) | 2 | 3 |
| Arkansas (H) | 11 | 4 |
| Arkansas (H) | 9 | 4 |
| New Orleans (A) | 8 | 4 |
| Louisiana College (H) | 20 | 0 |
| Alabama (H) | 8 | 6 |
| Alabama (H) | 4 | 17 |
| Alabama (H) | 5 | 12 |
| Auburn (A) | 14 | 2 |
| Auburn (A) | 6 | 0 |
| Auburn (A) | 3 | 7 |
| Mississippi State (H) | 8 | 7 |
| Mississippi State (H) | 17 | 9 |
| Mississippi State (H) | 10 | 11 |

* - Winn-Dixie Showdown

(New Orleans, La.)

SEC Tournament - Birmingham, Ala.

| | | |
|-----------|----|----|
| Tennessee | 3 | 1 |
| Florida | 2 | 6 |
| Kentucky | 11 | 12 |

NCAA South II Regional - Baton Rouge, La.

| | | |
|------------------|----|----|
| Austin Peay | 9 | 3 |
| Nevada-Las Vegas | 7 | 6 |
| New Orleans | 17 | 4 |
| Georgia Tech | 29 | 13 |

College World Series - Omaha, Neb.

| | | |
|---------------|---|---|
| Wichita State | 9 | 8 |
| Florida | 9 | 4 |
| Florida | 2 | 1 |
| Miami (Fla.) | 9 | 8 |

1997 (57-13) Coach Skip Bertman

SEC Champions

NCAA South I Regional Champions

NCAA National Champions

| | | |
|-----------------------|----|----|
| Baylor (H) | 13 | 2 |
| Baylor (H) | 11 | 5 |
| Baylor (H) | 8 | 3 |
| Centenary (H) | 9 | 2 |
| Southern (H) | 16 | 2 |
| North Carolina * | 11 | 4 |
| N.C. State * | 3 | 2 |
| Duke * | 9 | 8 |
| Va. Commonwealth (H) | 15 | 2 |
| Va. Commonwealth (H) | 22 | 0 |
| Va. Commonwealth (H) | 6 | 4 |
| Tulane (H) | 8 | 5 |
| Southern (H) | 12 | 1 |
| Vanderbilt (H) | 19 | 5 |
| Vanderbilt (H) | 8 | 7 |
| Vanderbilt (H) | 7 | 3 |
| Louisiana Tech (H) | 8 | 2 |
| Louisiana College (H) | 14 | 7 |
| Georgia (A) | 6 | 5 |
| Georgia (A) | 9 | 11 |
| Georgia (A) | 7 | 3 |
| New Orleans (A) | 4 | 6 |
| Florida (H) | 11 | 3 |
| Florida (H) | 13 | 10 |
| Florida (H) | 9 | 5 |
| Louisiana Tech (A) | 13 | 1 |
| NE Louisiana (A) | 2 | 6 |
| Tennessee (A) | 12 | 3 |
| Tennessee (A) | 7 | 2 |

| | | |
|--------------------|----|----|
| Tennessee (A) | 8 | 6 |
| Nicholls State (H) | 13 | 5 |
| McNeese State (H) | 9 | 6 |
| South Carolina (H) | 9 | 8 |
| South Carolina (H) | 7 | 8 |
| South Carolina (H) | 11 | 10 |
| Tulane (A) | 12 | 2 |
| NE Louisiana (H) | 12 | 4 |
| Miss. State (A) | 6 | 9 |
| Miss. State (A) | 20 | 12 |
| Miss. State (A) | 1 | 4 |
| SW Louisiana (H) | 8 | 10 |
| SE Louisiana (H) | 11 | 4 |
| Ole Miss (H) | 7 | 1 |
| Ole Miss (H) | 6 | 4 |
| Ole Miss (H) | 11 | 4 |
| New Orleans (H) | 8 | 11 |
| NW Louisiana (H) | 11 | 5 |
| Auburn (H) | 7 | 1 |
| Auburn (H) | 8 | 0 |
| Southern (H) | 11 | 1 |
| Arkansas (A) | 13 | 8 |
| Arkansas (A) | 11 | 5 |
| Arkansas (A) | 1 | 16 |
| Alabama (A) | 4 | 6 |
| Alabama (A) | 2 | 28 |
| Alabama (A) | 6 | 4 |

* - Winn-Dixie Showdown

(New Orleans, La.)

SEC Tournament - Columbus, Ga.

| | | |
|-----------|----|----|
| Auburn | 5 | 2 |
| Tennessee | 12 | 5 |
| Alabama | 12 | 7 |
| Alabama | 2 | 12 |

NCAA South I Regional - Baton Rouge, La.

| | | |
|------------------|----|----|
| UNC-Greensboro | 14 | 0 |
| Oklahoma | 14 | 3 |
| South Alabama | 5 | 11 |
| Long Beach State | 14 | 7 |
| South Alabama | 14 | 4 |
| South Alabama | 15 | 4 |

College World Series - Omaha, Neb.

| | | |
|----------|----|---|
| Rice | 5 | 4 |
| Stanford | 10 | 5 |
| Stanford | 13 | 9 |
| Alabama | 13 | 6 |

1998 (48-19) Coach Skip Bertman

SEC Western Division Champions

NCAA South II Regional Champions

College World Series - 3rd Place

| | | |
|------------------------|----|----|
| SW Louisiana (H) | 11 | 7 |
| SW Louisiana (H) | 15 | 0 |
| LSU-Shreveport (H) | 16 | 5 |
| SW Louisiana (H) | 4 | 7 |
| Texas (A) | 1 | 5 |
| Texas (A) | 12 | 9 |
| Texas (A) | 5 | 7 |
| NE Louisiana (H) | 9 | 8 |
| Louisiana College (H) | 7 | 2 |
| Mississippi State * | 3 | 11 |
| Arkansas * | 5 | 6 |
| Southern Miss * | 16 | 4 |
| Tulane (H) | 10 | 9 |
| Southern (H) | 26 | 0 |
| Georgia (H) | 4 | 1 |
| Georgia (H) | 14 | 1 |
| Georgia (H) | 14 | 9 |
| Louisiana Tech (H) | 8 | 1 |
| McNeese State (H) | 4 | 3 |
| Auburn (A) | 11 | 8 |
| Auburn (A) | 7 | 14 |
| Auburn (A) | 8 | 15 |
| New Orleans (H) | 4 | 2 |
| SE Louisiana (H) | 13 | 2 |
| Arkansas (H) | 9 | 5 |
| Arkansas (H) | 6 | 3 |
| Arkansas (H) | 27 | 6 |
| Northwestern State (H) | 6 | 3 |
| McNeese State (A) | 13 | 5 |
| Kentucky (A) | 7 | 3 |
| Kentucky (A) | 7 | 2 |
| Kentucky (A) | 11 | 6 |
| Nicholls State (H) | 4 | 0 |
| Nicholls State (H) | 9 | 2 |
| Mississippi State (H) | 8 | 5 |

| | | |
|------------------------|----|----|
| Mississippi State (H) | 3 | 8 |
| Mississippi State (A) | 11 | 5 |
| Tulane # | 8 | 10 |
| Vanderbilt (A) | 5 | 3 |
| Vanderbilt (A) | 6 | 4 |
| Vanderbilt (A) | 7 | 8 |
| Loyola-New Orleans (H) | 9 | 5 |
| SE Louisiana (A) | 9 | 3 |
| Alabama (H) | 6 | 5 |
| Alabama (H) | 7 | 3 |
| Alabama (H) | 2 | 4 |
| New Orleans # | 9 | 5 |
| Florida (A) | 13 | 5 |
| Florida (A) | 3 | 4 |
| Florida (A) | 1 | 3 |
| Tennessee (H) | 4 | 3 |
| Tennessee (H) | 15 | 12 |
| Tennessee (H) | 8 | 7 |
| Mississippi (A) | 11 | 4 |
| Mississippi (A) | 0 | 9 |
| Mississippi (A) | 8 | 10 |

* - Winn-Dixie Showdown
(New Orleans, La.)
- at Zephyr Field (Metairie, La.)

SEC Tournament - Birmingham, Ala.

| | | |
|-------------------|---|---|
| Arkansas | 4 | 8 |
| South Carolina | 6 | 0 |
| Mississippi State | 5 | 7 |

NCAA South II Regional - Baton Rouge, La.

| | | |
|---------------------|----|----|
| Nicholls State | 18 | 4 |
| SW Louisiana | 15 | 6 |
| Cal State-Fullerton | 13 | 11 |
| Cal State-Fullerton | 14 | 3 |

College World Series - Omaha, Neb.

| | | |
|---------------------|----|----|
| Southern California | 12 | 10 |
| Mississippi State | 10 | 8 |
| Southern California | 4 | 5 |
| Southern California | 3 | 7 |

1999 (41-24-1) Coach Skip Bertman

NCAA Regional Champions

NCAA Super Regional Participants

| | | |
|------------------------|----|----|
| Texas (H) | 7 | 5 |
| Texas (H) | 4 | 16 |
| Texas (H) | 4 | 10 |
| Southern Mississippi * | 8 | 2 |
| SW Louisiana * | 13 | 6 |
| Mississippi * | 5 | 1 |
| SE Louisiana (H) | 17 | 7 |
| Centenary (H) | 21 | 1 |
| Central Florida (H) | 18 | 4 |
| Central Florida (H) | 5 | 2 |
| Northwestern State (H) | 6 | 12 |
| Southern (H) | 18 | 1 |
| Ohio (H) | 26 | 5 |
| Ohio (H) | 14 | 1 |
| Ohio (H) | 20 | 6 |
| SW Louisiana (A) | 12 | 8 |
| Florida (H) | 8 | 3 |
| Florida (H) | 4 | 6 |
| Florida (H) | 7 | 5 |
| SW Louisiana (H) | 3 | 11 |
| Nicholls State (H) | 12 | 4 |
| Arkansas (A) | 4 | 11 |
| Arkansas (A) | 10 | 4 |
| Arkansas (A) | 6 | 7 |
| Southern # | 7 | 6 |
| Tulane (H) | 3 | 5 |
| Mississippi (H) | 2 | 4 |
| Mississippi (H) | 8 | 6 |
| Mississippi (H) | 10 | 4 |
| NE Louisiana (H) | 3 | 4 |
| Tennessee (A) | 8 | 4 |
| Tennessee (A) | 7 | 8 |
| Tennessee (A) | 3 | 4 |
| New Orleans (H) | 6 | 3 |
| Vanderbilt (H) | 2 | 11 |
| Vanderbilt (H) | 10 | 2 |
| Vanderbilt (H) | 9 | 2 |
| Tulane # | 10 | 15 |
| Alabama (A) | 3 | 10 |
| Alabama (A) | 9 | 8 |
| Alabama (A) | 4 | 9 |
| New Orleans # | 13 | 7 |
| McNeese State (H) | 7 | 2 |
| Mississippi State (A) | 10 | 8 |

| | | |
|-----------------------|----|----|
| Mississippi State (A) | 1 | 7 |
| Mississippi State (A) | 3 | 2 |
| Auburn (H) | 9 | 5 |
| Auburn (H) | 8 | 5 |
| Auburn (H) | 11 | 2 |
| Georgia (A) | 4 | 3 |
| Georgia (A) | 18 | 13 |
| Georgia (A) | 11 | 11 |
| NE Louisiana (A) | 5 | 6 |
| Kentucky (H) | 7 | 2 |
| Kentucky (H) | 8 | 13 |
| Kentucky (H) | 6 | 4 |

* - Winn-Dixie Showdown
(New Orleans, La.)
- at Zephyr Field (Metairie, La.)

SEC Tournament - Birmingham, Ala.

| | | |
|----------|----|---|
| Auburn | 2 | 6 |
| Kentucky | 10 | 0 |
| Arkansas | 8 | 9 |

NCAA Regional - Baton Rouge, La.

| | | |
|---------------|----|----|
| NE Louisiana | 11 | 4 |
| East Carolina | 10 | 11 |
| Southern | 6 | 3 |
| East Carolina | 12 | 10 |
| East Carolina | 9 | 0 |

NCAA Super Regional - Tuscaloosa, Ala.

| | | |
|---------|---|----|
| Alabama | 6 | 13 |
| Alabama | 5 | 13 |

2000 (52-17) Coach Skip Bertman

SEC Western Division Champions

SEC Tournament Champions

NCAA Regional Champions

NCAA Super Regional Champions

NCAA National Champions

| | | |
|------------------------|----|----|
| Virginia (H) | 8 | 0 |
| Virginia (H) | 13 | 2 |
| Virginia (H) | 13 | 4 |
| SE Louisiana (H) | 11 | 0 |
| Arizona State (H) | 8 | 4 |
| Arizona State (H) | 6 | 5 |
| Arizona State (H) | 2 | 6 |
| McNeese State (H) | 8 | 9 |
| Houston (H) | 2 | 10 |
| Houston (H) | 7 | 11 |
| Houston (H) | 2 | 10 |
| Nicholls State (H) | 8 | 2 |
| Tulane (H) | 12 | 5 |
| Central Florida (A) | 13 | 14 |
| Central Florida (A) | 11 | 4 |
| Central Florida (A) | 4 | 1 |
| Southern (H) | 7 | 3 |
| Georgia (H) | 3 | 7 |
| Georgia (H) | 8 | 10 |
| Georgia (H) | 13 | 3 |
| SE Louisiana (A) | 11 | 4 |
| Vanderbilt (A) | 6 | 0 |
| Vanderbilt (A) | 17 | 4 |
| New Orleans (H) | 17 | 2 |
| South Carolina (H) | 8 | 6 |
| South Carolina (H) | 7 | 6 |
| South Carolina (H) | 7 | 9 |
| Centenary (A) | 6 | 3 |
| Auburn (A) | 18 | 11 |
| Auburn (A) | 1 | 7 |
| Auburn (A) | 12 | 10 |
| New Orleans # | 10 | 2 |
| Southern (H) | 10 | 5 |
| Arkansas (H) | 12 | 3 |
| Arkansas (H) | 12 | 5 |
| Arkansas (H) | 17 | 11 |
| UL-Lafayette (H) | 8 | 2 |
| Florida (A) | 10 | 4 |
| Florida (A) | 9 | 6 |
| Florida (A) | 5 | 7 |
| UL-Monroe (H) | 12 | 5 |
| Tulane # | 21 | 6 |
| Miss. State (H) | 13 | 15 |
| Miss. State (H) | 18 | 15 |
| Miss. State (H) | 3 | 10 |
| Northwestern State (H) | 13 | 0 |
| Ole Miss (A) | 12 | 6 |
| Ole Miss (A) | 4 | 6 |
| Ole Miss (A) | 9 | 2 |
| McNeese State (A) | 3 | 4 |
| Kentucky (A) | 9 | 0 |
| Kentucky (A) | 6 | 3 |

| | | |
|--------------|----|----|
| Kentucky (A) | 4 | 7 |
| Alabama (H) | 11 | 4 |
| Alabama (H) | 6 | 4 |
| Alabama (A) | 0 | 14 |

- at Zephyr Field (Metairie, La.)

SEC Tournament - Birmingham, Ala.

| | | |
|---------|----|----|
| Georgia | 11 | 3 |
| Alabama | 18 | 12 |
| Alabama | 6 | 5 |
| Florida | 9 | 6 |

NCAA Regional - Baton Rouge, La.

| | | |
|---------------|----|---|
| Jackson State | 19 | 1 |
| UL-Monroe | 21 | 0 |
| UL-Monroe | 5 | 3 |

NCAA Super Regional - Baton Rouge, La.

| | | |
|------|----|---|
| UCLA | 8 | 2 |
| UCLA | 14 | 8 |

College World Series - Omaha, Neb.

| | | |
|---------------------|----|---|
| Texas | 13 | 5 |
| Southern California | 10 | 4 |
| Florida State | 6 | 3 |
| Stanford | 6 | 5 |

2001 (44-22-1) Coach Skip Bertman

SEC Western Division Champions

NCAA Regional Champions

NCAA Super Regional Participants

| | | |
|-----------------------|----|--------|
| Kansas State | 8 | 9 |
| Kansas State | 4 | 0 |
| Kansas State | 14 | 8 |
| UL-Monroe | 6 | 7 (11) |
| Houston | 9 | 4 |
| Houston | 4 | 1 |
| Houston | 14 | 6 |
| McNeese State | 7 | 3 |
| Duquesne | 13 | 9 |
| Duquesne | 24 | 5 |
| Duquesne | 12 | 2 |
| Nicholls State | 16 | 4 |
| at Arizona State | 12 | 11 |
| at Arizona State | 15 | 7 |
| at Arizona State | 5 | 5 (8) |
| Southern | 6 | 11 |
| Tulane | 3 | 13 |
| at Georgia | 7 | 8 (11) |
| at Georgia | 5 | 3 (11) |
| at Georgia | 3 | 4 (11) |
| Southern | 13 | 6 |
| Florida | 18 | 10 |
| Florida | 4 | 3 |
| Florida | 10 | 7 |
| at Mississippi State | 9 | 1 |
| at Mississippi State | 7 | 1 |
| at Mississippi State | 0 | 13 |
| Kentucky | 6 | 2 |
| Kentucky | 9 | 5 |
| Kentucky | 5 | 9 |
| New Orleans | 7 | 2 |
| at South Carolina | 5 | 3 |
| at South Carolina | 12 | 5 |
| at South Carolina | 2 | 4 |
| UL-Lafayette # | 12 | 7 |
| Tulane # | 6 | 7 |
| Ole Miss | 15 | 2 |
| Ole Miss | 10 | 23 |
| Ole Miss | 6 | 3 |
| Northwestern State | 9 | 7 |
| at Northwestern State | 8 | 10 |
| Vanderbilt | 5 | 7 |
| Vanderbilt | 7 | 2 |
| Vanderbilt | 18 | 2 |
| SE Louisiana | 7 | 4 |
| at UL-Monroe | 16 | 4 (8) |
| at Alabama | 4 | 2 |
| at Alabama | 8 | 7 |
| at Alabama | 8 | 3 |
| New Orleans # | 12 | 1 (7) |
| at Arkansas | 1 | 8 |
| at Arkansas | 4 | 5 |
| at Arkansas | 3 | 4 |
| Auburn | 20 | 5 |
| Auburn | 5 | 7 |
| Auburn | 7 | 9 |

- at Zephyr Field (Metairie, La.)

SEC Tournament - Birmingham, Ala.

| | | |
|-------------------|----|-------|
| Florida | 10 | 0 (7) |
| Ole Miss | 13 | 2 (7) |
| Ole Miss | 12 | 6 |
| Mississippi State | 1 | 4 |

NCAA Regional - Baton Rouge, La.

| | | |
|-----------------------|----|----|
| Minnesota | 10 | 9 |
| Virginia Commonwealth | 13 | 9 |
| Virginia Commonwealth | 7 | 10 |
| Virginia Commonwealth | 14 | 9 |

NCAA Super Regional - Metairie, La.

| | | |
|-----------|---|--------|
| at Tulane | 4 | 3 (13) |
| at Tulane | 4 | 9 |
| at Tulane | 1 | 7 |

2002 (44-22) Coach Smoke Laval

NCAA Regional Champions

NCAA Super Regional Participants

| | | |
|---------------------|----|--------|
| Birmingham-Southern | 10 | 9 |
| Birmingham-Southern | 6 | 5 (13) |
| Birmingham-Southern | 11 | 7 |
| SE Louisiana | 3 | 4 |
| Mercer | 7 | 4 |
| Mercer | 9 | 6 |
| Mercer | 17 | 1 |
| Centenary @ | 7 | 6 |
| at Houston | 3 | 11 |
| at Houston | 8 | 4 |
| at Houston | 11 | 12 |
| Long Beach State | 3 | 8 |
| Long Beach State | 10 | 2 |
| Long Beach State | 5 | 4 (11) |
| Tulane | 5 | 6 |
| UL-Monroe | 4 | 3 |
| UL-Monroe | 7 | 1 |
| UL-Monroe | 8 | 7 |
| UL-Lafayette | 1 | 2 |
| Vanderbilt | 6 | 0 |
| Vanderbilt | 2 | 9 |
| Vanderbilt | 7 | 8 |
| at UL-Lafayette | 0 | 7 |
| at Ole Miss | 3 | 9 |
| at Ole Miss | 6 | 5 |
| at Ole Miss | 7 | 10 |
| at SE Louisiana | 9 | 7 |
| Mississippi State | 4 | 15 |
| Mississippi State | 7 | 3 |
| New Orleans | 8 | 1 |
| at Auburn | 9 | 4 |
| at Auburn | 3 | 11 |
| at Auburn | 9 | 5 |
| Tulane \$ | 9 | 5 |
| Georgia | 8 | 2 |
| Georgia | 14 | 4 |
| Georgia | 13 | 4 |
| Southern | 13 | 2 |
| at South Carolina | 9 | 8 |
| at South Carolina | 2 | 4 |
| at South Carolina | 3 | 4 |
| at UL-Monroe | 10 | 3 |
| Arkansas | 3 | 0 |
| Arkansas | 8 | 0 |
| Arkansas | 13 | 5 |
| New Orleans # | 13 | 0 |
| at Tennessee | 1 | 2 |
| at Tennessee | 16 | 4 |
| at Tennessee | 6 | 2 |
| at Florida | 5 | 4 (10) |
| at Florida | 3 | 6 |
| at Florida | 8 | 5 |
| Alabama | 3 | 0 |
| Alabama | 6 | 5 |
| Alabama | 5 | 1 |

@ - at Fair Grounds Field (Shreveport, La.)
\$ - at Louisiana Superdome
(New Orleans)
- at Zephyr Field (Metairie, La.)

SEC Tournament - Birmingham, Ala.

| | | |
|----------------|---|----|
| Auburn | 2 | 1 |
| South Carolina | 8 | 3 |
| South Carolina | 8 | 10 |
| South Carolina | 4 | 5 |

NCAA Regional - Baton Rouge, La.

| | | |
|--------------|---|---|
| Southern | 5 | 4 |
| UL-Lafayette | 0 | 5 |

INTRO

THIS IS LSU

PREVIEW

TIGERS

COACHES

REVIEW

HISTORY

RECORDS

LSU

MEDIA

All-Time Results

| | | |
|--------------|----|---|
| Tulane | 4 | 2 |
| UL-Lafayette | 12 | 2 |
| UL-Lafayette | 12 | 2 |

NCAA Super Regional - Houston, Texas

| | | |
|------|---|---|
| Rice | 0 | 6 |
| Rice | 0 | 3 |

2003 (45-22-1) Coach Smoke Laval
SEC Champions
NCAA Regional Champions
NCAA Super Regional Champions
College World Series Participants

| | | |
|-----------------------|----|--------|
| Northwestern State | 2 | 1 |
| Northwestern State | 10 | 5 |
| Northwestern State | 5 | 3 |
| at Centenary @ | 15 | 0 |
| Kansas | 6 | 9 (10) |
| Kansas | 4 | 6 |
| Kansas | 7 | 9 (7) |
| UL-Monroe | 9 | 4 |
| Houston | 2 | 7 |
| Houston | 5 | 2 |
| at Long Beach State | 1 | 12 |
| at Long Beach State | 1 | 5 |
| at Long Beach State | 7 | 2 |
| SE Louisiana | 4 | 2 |
| Winthrop | 10 | 2 |
| Winthrop | 11 | 1 |
| Winthrop | 3 | 2 |
| at Tulane # | 4 | 5 (11) |
| Florida | 9 | 0 |
| Florida | 3 | 2 |
| Florida | 8 | 8 |
| at Georgia | 12 | 5 |
| at Georgia | 13 | 6 |
| at Georgia | 3 | 2 |
| at New Orleans # | 4 | 5 |
| at Alabama | 2 | 4 |
| at Alabama | 10 | 6 |
| at Alabama | 11 | 10 |
| Nicholls State | 6 | 2 |
| South Carolina | 5 | 1 |
| South Carolina | 5 | 8 |
| South Carolina | 12 | 4 |
| at Northwestern State | 6 | 4 |
| Ole Miss | 2 | 7 |
| Ole Miss | 14 | 6 |
| Ole Miss | 13 | 5 |
| Tulane | 8 | 0 |
| at Vanderbilt | 2 | 4 |
| at Vanderbilt | 4 | 5 (10) |
| at Vanderbilt | 9 | 2 |
| SE Louisiana | 14 | 8 |
| Tennessee | 17 | 4 |
| Tennessee | 10 | 6 |
| Tennessee | 15 | 4 |
| Tulane \$ | 5 | 9 |
| New Orleans | 7 | 2 |
| at Mississippi State | 2 | 4 |
| at Mississippi State | 0 | 5 |
| at Mississippi State | 6 | 1 |
| Loyola-New Orleans | 21 | 6 (8) |
| Auburn | 6 | 5 |
| Auburn | 20 | 3 |
| Auburn | 8 | 14 |
| at Arkansas | 11 | 3 |
| at Arkansas | 5 | 6 (10) |
| at Arkansas | 6 | 2 |

@ - at Fair Grounds Field (Shreveport, La.)
 # - at Zephyr Field (Metairie, La.)
 \$ - at Louisiana Superdome (New Orleans)

SEC Tournament - Birmingham, Ala.

| | | |
|-------------------|----|-------|
| Arkansas | 5 | 4 |
| Mississippi State | 7 | 2 |
| Mississippi State | 17 | 5 (7) |
| Alabama | 3 | 10 |

NCAA Regional - Baton Rouge, La.

| | | |
|----------------|----|--------|
| Northeastern | 11 | 8 |
| Tulane | 13 | 5 |
| UNC-Wilmington | 9 | 8 (11) |

NCAA Super Regional - Baton Rouge, La.

| | | |
|--------|----|---|
| Baylor | 1 | 4 |
| Baylor | 6 | 5 |
| Baylor | 20 | 5 |

College World Series - Omaha, Neb.

| | | |
|---------------------|----|----|
| Cal State Fullerton | 2 | 8 |
| South Carolina | 10 | 11 |

2004 (46-19) Coach Smoke Laval

NCAA Regional Champions
NCAA Super Regional Champions
College World Series Participants

| | | |
|--------------------|----|---------|
| at Central Florida | 4 | 3 (10) |
| at Central Florida | 17 | 4 |
| at Central Florida | 5 | 6 (10) |
| UL-Monroe | 7 | 1 |
| Jacksonville State | 6 | 1 |
| Jacksonville State | 14 | 2 |
| Jacksonville State | 19 | 1 (7) |
| Texas State | 10 | 1 |
| Texas State | 2 | 1 |
| Texas State | 13 | 2 |
| at Tulane # | 6 | 0 |
| Houston | 9 | 3 |
| Houston | 5 | 10 |
| Houston | 8 | 2 |
| at UL-Monroe | 6 | 1 |
| SE Louisiana | 7 | 1 |
| SE Louisiana | 5 | 1 |
| New Orleans | 14 | 0 (7) |
| at South Carolina | 6 | 3 (11) |
| at South Carolina | 5 | 12 |
| at South Carolina | 12 | 7 |
| at Centenary @ | 9 | 3 |
| Mississippi State | 3 | 7 |
| Mississippi State | 11 | 6 |
| Mississippi State | 14 | 3 |
| at New Orleans | 12 | 5 |
| at Auburn | 6 | 7 (10) |
| at Auburn | 5 | 3 |
| at Auburn | 3 | 2 |
| Tulane | 0 | 1 |
| Arkansas | 8 | 11 |
| Arkansas | 10 | 11 (10) |
| Arkansas | 5 | 7 |
| Nicholls State | 9 | 3 |
| SE Louisiana # | 9 | 3 |
| Georgia | 6 | 5 (10) |
| Georgia | 10 | 2 |
| Georgia | 4 | 12 |
| at Southern | 21 | 10 |
| at Tennessee | 6 | 8 |
| at Tennessee | 11 | 5 |
| at Tennessee | 11 | 1 |
| Tulane \$ | 9 | 5 |
| Alabama | 2 | 8 |
| Alabama | 2 | 1 (8) |
| Alabama | 9 | 2 (7) |
| at Kentucky | 3 | 10 |
| at Kentucky | 11 | 8 |
| at Kentucky | 15 | 4 |
| Vanderbilt | 3 | 2 (10) |
| Vanderbilt | 7 | 6 (11) |
| Vanderbilt | 0 | 8 |
| SE Louisiana | 16 | 2 (8) |
| at Ole Miss | 6 | 7 |
| at Ole Miss | 11 | 4 |
| at Ole Miss | 14 | 6 |

- at Zephyr Field (Metairie, La.)
 @ - at Fair Grounds Field (Shreveport, La.)
 \$ - at Louisiana Superdome (New Orleans)

SEC Tournament - Birmingham, Ala.

| | | |
|---------|---|--------|
| Florida | 4 | 5 (10) |
| Georgia | 0 | 1 |

NCAA Regional - Baton Rouge, La.

| | | |
|-----------------------|----|---|
| Army | 9 | 0 |
| Southern Mississippi | 6 | 2 |
| College of Charleston | 11 | 3 |

NCAA Super Regional - Baton Rouge, La.

| | | |
|-----------|----|---|
| Texas A&M | 11 | 8 |
| Texas A&M | 4 | 0 |

College World Series - Omaha, Neb.

| | | |
|----------------|---|----|
| Miami (Fla.) | 5 | 9 |
| South Carolina | 4 | 15 |



The 1996 Tigers earned LSU's third NCAA title.



The Tigers check out the CBS equipment prior to the 1993 national championship game.



The 2004 Tigers captured LSU's ninth straight NCAA Regional title.