



2018 MEDIA GUIDE



THE  
GLORY  
OF THE  
PURPLE  
& GOLD



**COACH**

*Ed Orgeron*



On a cold and cloudy day in November of 1893, one of the grandest traditions in all of college football was born. Since then, the impact of LSU Football is beyond measure.

It's become part of our culture and our everyday way of life. This fall, we celebrate 125 seasons of LSU Football... the great games, players and moments.



### ON THE COVER

The 2018 season provides the perfect opportunity to honor those who wear the No. 18 jersey. Within the traditional white jersey, find images of past student-athletes who have represented The Glory of the Purple & Gold in a golden era on the gridiron. Learn more about No. 18 on page 178.

## 2018 LSU Football Schedule

DATE	OPPONENT	TIME (CT)	SERIES RECORD
Sept. 2	vs. Miami (ABC)	6:30 p.m.	LSU leads 9-3
Sept. 8	Southeastern Louisiana (ESPN2/U)	6 p.m.	LSU leads 1-0
Sept. 15	at Auburn * (CBS)	2:30 p.m.	LSU leads 29-22-1
Sept. 22	Louisiana Tech	TBA	LSU leads 18-1
Sept. 29	Ole Miss * (Gold Game)	TBA	LSU leads 61-41-4
Oct. 6	at Florida *	TBA	Florida leads 32-29-3
Oct. 13	Georgia * (Jerry Stovall Jersey Retirement)	TBA	LSU leads 16-13-1
Oct. 20	Mississippi State * (Homecoming)	TBA	LSU leads 73-35-3
Nov. 3	Alabama * (LSU Salutes)	TBA	Alabama leads 52-25-5
Nov. 10	at Arkansas *	TBA	LSU leads 39-22-2
Nov. 17	Rice (Senior Tribute)	TBA	LSU leads 37-13-5
Nov. 24	at Texas A&M *	TBA	LSU leads 33-20-3
Dec. 1	SEC Championship (CBS)	3 p.m.	LSU 4-1 record in Title Game

All dates & times are Central and Subject to Change | \* - Denotes SEC Game

## 2017 LSU Football Results

**OVERALL RECORD: 9-4 • SEC RECORD: 6-2**

**AP RANKING: 18 • USA TODAY COACHES POLL RANKING: 19**

DATE	OPPONENT	W-L/SCORE	ATTENDANCE
Sept. 2	vs. BYU# (Mercedes Benz Superdome) [ESPN]	W, 27-0	53,826
Sept. 9	Chattanooga [SECN]	W, 45-10	97,289
Sept. 16	at Mississippi State [ESPN]	L, 37-7	60,596
Sept. 23	Syracuse [ESPN2]	W, 35-26	96,044
Sept. 30	Troy (HC) [ESPNU]	L, 24-21	99,879
Oct. 7	at #21 Florida [CBS]	W, 17-16	88,247
Oct. 14	#10 Auburn [CBS]	W, 27-23	101,601
Oct. 21	at Ole Miss [ESPN]	W, 40-24	64,067
Nov. 4	at #1 Alabama [CBS]	L, 24-10	101,821
Nov. 11	Arkansas [ESPN]	W, 33-10	98,546
Nov. 18	at Tennessee [ESPN]	W, 30-10	96,888
Nov. 25	Texas A&M [SECN]	W, 45-21	97,678

**Citrus Bowl Presented by Overton's • Orlando, Fla.**

Jan. 1	vs. #14 Notre Dame [ABC]	L, 21-17	57,726
--------	--------------------------	----------	--------

# - Game moved to New Orleans due to Hurricane Harvey; Originally scheduled to be held in Houston

3	Quick Facts
4	Roster/Pronunciation Guide
6	Series Record vs. 2018 Opponent

## Tigers

9	Player Profiles
---	-----------------

## Coaches

36	Head Coach Ed Orgeron
40	Dave Aranda
41	Bill Busch
42	James Cregg
43	Steve Ensminger
44	Dennis Johnson
45	Mickey Joseph
46	Greg McMahon
47	Corey Raymond
48	Tommie Robinson
49	Jerry Sullivan
50	Support Staff

## Review

54	2017 Season Review
56	2017 Final Stats
64	BYU Game Recap
65	Chattanooga State Game Recap
66	Mississippi State Game Recap
67	Syracuse Game Recap
68	Troy Game Recap
69	Florida Game Recap
70	Auburn Game Recap
71	Ole Miss Game Recap
72	Alabama Game Recap
73	Arkansas Game Recap
74	Tennessee Game Recap
75	Texas A&M Game Recap
76	Citrus Bowl Game vs. Notre Dame Recap

## History

78	Record Book
108	LSU vs. All Opponents
109	Year-by-Year Results
125	Noteworthy Games
128	Media Guide Cover Archive

129	Homecoming Games
130	SEC Openers/Milestone Games
131	LSU on Television
132	National Award Winners
140	SEC Award Winners
142	All-Americans
150	Academic Success
152	All-SEC
156	Tigers in the NFL
162	1958 National Champions
163	2003 National Champions
164	2007 National Champions
165	SEC Championships
169	Bowl Games
171	Bowl Records
174	Great Moments
176	LSU Football Traditions
180	All-Time Head Coaching Records
182	All-Time Assistant Coaches
184	Lettermen
192	Tiger Stadium

## LSU

202	Board of Supervisors
203	President Dr. F. King Alexander
204	Vice Chancellor/Director of Athletics Joe Alleva
205	Athletic Administration
206	Academic Staff
208	Academic Center
210	Championship Legacy
212	Mike The Tiger
214	LSU Greats
216	Hall of Fames
218	Tiger Athletic Foundation
219	Sports Properties
220	LSU Communications/Media Guidelines
222	Radio and Television Network Shows
223	SEC Network
224	LSU Social Media

## University

Location:	Baton Rouge, La.
Founded:	1860
Enrollment:	30,863
Nickname:	Tigers or Fighting Tigers
Colors:	Purple & Gold
Print specs:	Purple-PMS 268, Gold-PMS 123
Mascot:	Mike
Stadium:	Tiger Stadium
Capacity:	102,321
Year opened:	1924
Surface:	Natural Grass
Conference:	Southeastern (Western Division)
Band:	Golden Band from Tigerland

## Phone Directory

Athletics Department (Area Code 225):	578-8001 • 578-2430 (FAX)
Sports Information Office:	578-8226 • 578-1861 (FAX)
LSU Football Office:	578-1151 • 578-3594 (FAX)

## LSUsports.net/media

### CREDENTIALS

Credentials for LSU home games are issued to working media only. Because of severe space limitations and demand, the deadline for all season credential requests is Aug. 12. Individual game credentials must be requested two (2) weeks prior to the date of the game.

### GAME NOTES

Media and fans can access the current media guide, updated statistics and game notes all in one location at [www.LSUsports.net/media](http://www.LSUsports.net/media). Each category is updated daily throughout the season.

### IMAGES/LOGOS

Members of the media can obtain photos on all LSU coaches and athletes as well as official LSU logos on the Internet at <http://media.lsusports.net>. The site features head shots and action shots of all LSU's football players. The site will be updated weekly throughout football season. To gain access to the database, please contact Michael Bonnette in the LSU Sports Information Department for a login and password.

## Media Guides

### HOW TO PURCHASE AN LSU MEDIA GUIDE:

- Preorder with your season ticket order form
- Online at [LSUsports.net/mediaguides](http://LSUsports.net/mediaguides)
- Purchase from the LSU SportShop

## Credits

<b>EDITORS:</b>	Brandon Berrio & Michael Bonnette
<b>DESIGN:</b>	Jason Feirman & PJ Odom
<b>ASST. EDITORS:</b>	Bill Franques, Todd Politz, Alissa Cavaretta, Erika Goulas, Grant Kauvar
<b>PRINTING</b>	Interstate Printing & Graphics, Mobile, Ala.

### PHOTOGRAPHY

Chris Parent, Gus Stark, MG Miller, Ryan McCarble, Rachel Street, Madeline VeZain, Whitney Williston, Brad Messina, Alex Restrepo, Chris Graythen, The Advocate, Jennifer Abelson, Dan Hardesty, Jim Hudelson, LSU Gumbo, Neil Johnson, Rob Musemeche, NFL, NBA, WNBA, Nelson Chenault, Ron Berard, C.C. Lockwood, Erby Aucoin Jr., Steve Franz, Getty Images, & special thanks to Jim Zeitz & Eddy Perez from LSU University Relations

### © COPYRIGHT LOUISIANA STATE UNIVERSITY®

The 2018 LSU Football Media Guide was written by the LSU Athletics Communications Office and designed by LSU Creative Services. All text and photo content is property of Louisiana State University and LSU Athletics and can not be reproduced without permission from LSU Athletics Communications. The Coaches' Trophy and the image of the Crystal Football are trademarks of the American Football Coaches Association (AFCA). The AFCA is the copyright owner of the Coaches' Trophy. © 1986 AFCA ®.

In recent years, some information that was once printed exclusively in LSU Athletics media guides has been moved to the department's official website, LSUsports.net. Visit the football homepage to find such information. Additionally, aliases (such as LSUsports.net/football) have been placed throughout the 2018 LSU football media guide to redirect website users to the expanded content that's available and constantly updated on LSUsports.net.



The official LSUsports Mobile apps are available in the Apple iTunes Store and on Google Play. Follow the Tigers on your smart phone, or upgrade to the LSUsports Mobile + app to listen live and watch video highlights.



## LSU Football Coaching Staff

NAME	POSITION	ALMA MATER	YEAR AT LSU
Ed Orgeron	Head Coach	Northwestern State, '84	4th
Dave Aranda	Assoc. Head Coach/Defensive Coordinator	California Lutheran, '99	3rd
Steve Enslinger	Offensive Coordinator	LSU, '82	9th
Jerry Sullivan	Sr. Offensive Assistant/Passing Game Coordinator	Delta State, '68	8th
Bill Busch	Safeties	Nebraska Wesleyan, '88	1st
James Cregg	Offensive Line Coach	Colorado State, '97	1st
Dennis Johnson	Defensive Line	LSU, '12	3rd
Mickey Joseph	Wide Receivers	Nebraska, '93	2nd
Greg McMahon	Special Teams Coordinator	Eastern Illinois, '82	1st
Corey Raymond	Cornerbacks	LSU, '92	7th
Tommie Robinson	Asst. Head Coach/Running Backs/Recruiting Coord.	Troy, '85	2nd
Tommy Moffitt	Asst. AD/Strength & Conditioning	Tennessee Tech, '86	19th
Sam Nader	Asst. AD/Football Operations	Auburn, '67	43rd
Kevin Faulk	Director of Player Development	LSU, '99	1st
Sharon Lewis	Asst. AD/Recruiting & Alumni Operations	LSU, '91	17th

## Football Facts

Head Coach:	Ed Orgeron
Career Record:	31-33 (6 seasons)
Record at LSU:	15-6 (2 seasons)
2017 Record:	9-4
2017 SEC Record:	6-2
2017 National Ranking:	18 AP/19 Coaches

## University Administration

President	Dr. F. King Alexander	St. Lawrence, '87
Faculty Representative	Dr. Bill Demastes	Georgia, '79

## Athletics Department

Vice Chancellor and Athletics Director	Joe Alleva	Lehigh, '75
Deputy Director of Athletics	Verge Ausberry	LSU, '90
Sr. Associate AD/CFO	Mark Ewing	LSU, '78
Sr. Associate AD/Senior Woman Administrator	Miriam Segar	LSU, '94
Sr. Associate AD/External Communications	Robert Munson	Louisiana Tech, '00
Sr. Associate AD/Facilities & Project Development	Emmett David	LSU, '82
Sr. Associate AD/Compliance & Planning	Bo Bahnsen	LSU, '82
Sr. Associate AD/Athletic Facility Management	Ronnie Haliburton	LSU, '90
Associate AD/Communications	Michael Bonnette	LSU, '93
Associate AD/Ticket Sales and Operations	Brian Broussard	LSU, '93
Assistant AD/Compliance	Blair Napolitano	LSU, '05
Assistant AD/Fiscal Operations	Neal Lamonica	LSU, '98
Assistant AD/Game-Event Management	David Taylor	UTEP, '99
Assistant AD/Television Operations	Kevin Wagner	LSU, '80
Assistant AD/Human Resources	Wendy Nall	Southeastern, '00
Assistant AD/Fan Engagement	Jason Sultt	South Carolina, '99
Assistant AD/Compliance	Matt Jakoubek	Northern Iowa, '05

## Communications

Sr. Associate Communications Director	Kent Lowe	LSU-Shreveport, '79
Sr. Associate Communications Director	Bill Franques	LSU, '85
Assistant Communications Director	Brandon Berrio	LSU, '15
Assistant Communications Director	Chelsey Chamberlain	Pacific University (Ore.), '12
Associate Communications Director	Judy Willson	Geneva, '88
Assistant Communications Director	Aaron Hyder	Middle Tennessee, '14
Administrative Specialist	Pam LeBlanc	

## Creative Services

Executive Director	Jason Feirman	LSU, '00
Creative Services Manager	PJ Odom	Mississippi State, '05
Creative Services Coordinator	Lindsey Thompson	Bowling Green, '15
Creative Services Coordinator	Cory Wonderly	Purdue, '16
Creative Services Coordinator	Stephanie Lyles	LSU, '10
Motion Graphics Creative Coordinator	Matt Tornquist	Purdue, '17
Football Recruiting Creative Coordinator	James Pawelczyk	Jacksonville, '18
Photography Manager	Chris Parent	LSU, '15

## Sports Productions

Director of Media Productions	David Landry	LSU, '90
Video Production Coordinator	Lee Scioneaux	LSU, '90
Video Production Specialist	Abby Morris	Louisiana Tech, '12
Video Production Specialist	Caleb Thornton	

## Radio

Director of Broadcasting	Chris Blair	Lander, '97
--------------------------	-------------	-------------

## Interactive

Director of Digital Media	Todd Politz	LSU, '99
---------------------------	-------------	----------



LSUsports.net/football



LSU.Football



Facebook.com/LSUfootball



Twitter.com/LSUfootball



Instagram.com/LSUfootball



LSUshop.net



## Social Media Directory

### TWITTER

Ed Orgeron	@Coach_EdOrgeron
Dave Aranda	@CoachDaveAranda
Matt Canada	@CoachMCanada
Steve Enslinger	@SteveEnslinger
Jeff Grimes	@CoachGrimey
Corey Raymond	@LSUcoachRaymond
Tommie Robinson	@TRob_LSU
Dennis Johnson	@CoachDJ_
Sharon Lewis	@LSUBossLady
Emily Dixon	@emilydixon
Tommy Moffitt	@TommyMoffitt
LSU Football Equipment	@LSUFBEquipment
LSU Football Video	@LSUFVVideo
LSU Tigers	@LSUsports
Michael Bonnette	@LSUBonnette
Chris Blair	@LSUTigersVoice
LSU Sports Radio	@LSUradio
Tiger Stadium	@LSUTigerStadium
Mike VI	@MikeTigerVI
LSU Ticket Office	@LSUtix
LSU Sports Productions	@LSUsportsprod
LSU Creative Services	@LSUCreative
LSU Photography	@LSUpix
LSU Athletic Training	@LSUAthTraining
LSU Sports Nutrition	@HealthyTigerLSU
LSU Game Operations	@LSUgameops

### FACEBOOK

Facebook.com/LSUfootball  
Facebook.com/CoachEdOrgeron

### INSTAGRAM

@lsufootball  
@emilydixon

## Numerical Roster

NO.	NAME	POS.	HT.	WT.	CL./EXP.	HOMETOWN (HS/PREVIOUS SCHOOL)
1	Ja'Marr Chase	WR	6-1	203	Fr./HS	Metairie, La. (Archbishop Rummel HS)
1	Kelvin Joseph	CB	6-1	181	Fr./HS	Baton Rouge, La. (Scotlandville Magnet HS)
2	Lowell Narcisse	QB	6-2	231	Fr./RS	St. James, La. (St. James HS)
3	JaCoby Stevens	DB	6-2	216	So./1L	Murfreesboro, Tenn. (Oakland HS)
4	Nick Brossette	RB	6-0	218	Sr./3L	Baton Rouge, La. (University HS)
4	K'Lavon Chaisson	OLB	6-4	240	So./1L	Houston, Texas (North Shore HS)
5	Kary Vincent Jr.	CB	5-10	182	So./1L	Port Arthur, Texas (Port Arthur Memorial HS)
6	Terrace Marshall Jr.	WR	6-3	195	Fr./HS	Bossier City, La. (Parkway HS)
6	Jacob Phillips	LB	6-3	237	So./1L	Nashville, Tenn. (East Nashville HS)
7	Jonathan Giles	WR	6-0	193	Jr./TR	Missouri City, Texas (Texas Tech/Elkins HS)
8	Patrick Queen	LB	6-1	220	So./1L	Livonia, La. (Livonia HS)
9	Joe Burrow	QB	6-3	214	Jr./TR	The Plains, Ohio (Ohio St./Athens HS)
9	Grant Delpit	S	6-3	201	So./1L	Houston, Texas (IMG Academy)
10	Stephen Sullivan	WR	6-6	235	Jr./2L	Donaldsonville, La. (Donaldsonville HS)
11	Dee Anderson	WR	6-6	223	Jr./2L	DeSoto, Texas (DeSoto HS)
11	Terrence Alexander	CB	5-10	187	Sr./TR	New Orleans, La. (Stanford/John Curtis)
12	Justin McMillan	QB	6-3	215	Jr./SQ	Cedar Hill, Texas (Cedar Hill HS)
13	Jontre Kirjlin	CB	6-0	173	So./1L	Lutcher, La. (Lutcher HS)
13	Andre Sale	QB	6-2	215	So./TR	Little Rock, Ark. (Tenn. Tech/Catholic HS for Boys)
14	Drake Davis	WR	6-4	218	Jr./2L	Baton Rouge, La. (IMG Academy)
15	Myles Brennan	QB	6-4	193	So./1L	Long Beach, Miss. (St. Stanislaus HS)
16	Tiger Scheyd	WR	6-1	190	Sr./SQ	Miramar Beach, Fla. (Fort Walton Beach HS)
17	Racey McMath	WR	6-3	215	So./SQ	New Orleans, La. (Edna Karr HS)
18	Foster Moreau	TE	6-6	255	Sr./3L	New Orleans, La. (Jesuit HS)
19	Derrick Dillon	WR	5-11	178	Jr./2L	Franklinton, La. (Pine HS)
21	Ed Paris	DB	6-1	210	Sr./3L	Arlington, Texas (Mansfield Timberview HS)
22	Clyde Edwards-Helaire	RB	5-8	208	So./1L	Baton Rouge, La. (Catholic HS)
22	Kristian Fulton	CB	6-1	195	Jr./1L	Metairie, La. (Archbishop Rummel HS)
23	Micah Baskerville	LB	6-2	215	Fr./HS	Shreveport, La. (Evangel Christian Academy)
24	Tyler Taylor	LB	6-2	238	So./1L	Buford, Ga. (Lanier HS)
24	Chris Curry	RB	6-0	213	Fr./HS	Lehigh Acres, Fla. (Lehigh HS)
24	Colby Brunet	WR	5-11	176	So./SQ	Metairie, La. (Archbishop Rummel HS)
25	Tae Provens	RB	6-0	187	Fr./HS	Gurley, Ala. (Madison County HS)
26	John Battle	S	6-3	201	Sr./3L	Hallandale, Fla. (Hallandale HS)
27	Lanard Fournette	RB	5-10	201	Jr./2L	New Orleans, La. (St. Augustine HS)
27	Treven Kately	DB	5-10	184	Fr./RS	Lafayette, La. (Lafayette Christian Academy)
28	Mannie Netherly	CB	6-3	194	So./SQ	Crosby, Texas (Crosby HS)
29	Greedy Williams	CB	6-2	182	So./1L	Shreveport, La. (Calvary Baptist Academy)
30	Eric Monroe	DB	6-0	197	So./1L	Houston, Texas (North Shore HS)
30	Michael Ostrom	WR	6-0	184	Jr./SQ	Baton Rouge, La. (St. Michael The Archangel HS)
31	Justin Jones	WR	5-8	181	So./1L	Dallas, Texas (St. Mark's School of Texas)
31	Cameron Lewis	DB	6-2	200	So./SQ	Monroe, La. (Wossman HS)
33	Todd Harris Jr.	S	6-0	186	So./1L	Plaquemine, La. (Plaquemine HS)
34	Connor Culp	PK	5-11	196	So./1L	Phoenix, Ariz. (Desert Vista HS)
34	Zach Sheffer	TE	6-3	230	Fr./HS	Ponte Vedra Beach, Fla. (Nease HS)
35	Damone Clark	LB	6-4	232	Fr./HS	Baton Rouge, La. (Southern Lab HS)
35	Wesley McKoy	WR	5-11	193	Jr./TR	Englewood Cliffs, N.J. (Rhode Island/Don Bosco Prep)
36	Cole Tracy	PK	5-11	182	Sr./TR	Camarillo, Calif. (Assumption College/Newbury Park)
38	Josh Growden	P	6-2	204	Jr. 2L	Sydney, Australia (Clare HS)
39	Jack Gonsoulin	PK	5-9	165	Jr./1L	Baton Rouge, La. (Catholic HS)
40	Devin White	LB	6-1	240	Jr./2L	Springhill, La. (Lakeshore HS)
41	David Ducre	RB	6-0	236	Sr./2L	Slidell, La. (Lakeshore HS)
42	Aaron Moffitt	TE	6-2	266	Fr./RS	Baton Rouge, La. (Catholic HS)
43	Ray Thornton	LB	6-3	228	So./1L	Killeen, Texas (Shoemaker HS)
44	Tory Carter	FB	6-1	258	So./1L	Leesburg, Ga. (Lee County HS)
45	Michael Divinity Jr.	LB	6-2	239	Jr./2L	Marrero, La. (John Ehret HS)
46	Andre Anthony	OLB	6-5	242	So./SQ	New Orleans, La. (Edna Karr HS)
46	Zach Von Rosenberg	P	6-5	250	So./1L	Lake Charles, La. (Zachary HS)
47	Nelson Jenkins III	DT	6-4	297	Fr./HS	Plaquemine, La. (Plaquemine HS)
47	Trey Gallman	FB	6-2	262	Sr./SQ	Prairieville, La. (Dutchtown HS)
48	Dantrizee Scott	OLB	6-5	225	Fr./HS	Ferriday, La. (Ferriday HS)
48	Carlton Smith	FB	6-3	226	Fr./RS	Houston, Texas (Lamar HS)
49	Travez Moore	DE	6-4	250	Jr./JC	Bastrop, La. (Copiah Lincoln CC/Bastrop HS)
50	Blake Ferguson	SNP	6-4	234	Jr./2L	Buford, Ga. (Buford HS)
51	Dare Rosenthal	DT	6-8	335	Fr./HS	Ferriday, La. (Ferriday HS)
52	Chasen Hines	DT	6-3	347	Fr./HS	Marshall, Texas (Marshall HS)
54	Davin Cotton	DT	6-1	262	Fr./HS	Shreveport, La. (Evangel Christian Academy)
54	Rory Luke	OL	6-4	273	Jr./SQ	New Orleans, La. (Brother Martin HS)
55	Jarrell Cherry	DE	6-3	231	Fr./HS	Dallas, Texas (Carter HS)

## Alphabetical Roster

NO.	NAME	POS.
99	Ed Alexander	NT
11	Terrence Alexander	CB
11	Dee Anderson	WR
46	Andre Anthony	OLB
23	Micah Baskerville	LB
26	John Battle	S
15	Myles Brennan	QB
43	Matt Brock	FB
4	Nick Brossette	RB
78	Garrett Brumfield	OG
24	Colby Brunet	WR
9	Joe Burrow	QB
71	Donavaughn Campbell	OL
44	Tory Carter	FB
4	K'Lavon Chaisson	OLB
77	Saahdiq Charles	OT
1	Ja'Marr Chase	WR
55	Jarrell Cherry	DE
35	Damone Clark	LB
54	Davin Cotton	DT
34	Connor Culp	PK
24	Chris Curry	RB
79	Lloyd Cushenberry III	C
14	Drake Davis	WR
76	Austin Deculus	OL
9	Grant Delpit	S
19	Derrick Dillon	WR
45	Michael Divinity Jr.	LB
41	David Ducre	RB
22	Clyde Edwards-Helaire	RB
92	Neil Farrell Jr.	DE
91	Breiden Fehoko	DE
50	Blake Ferguson	SNP
27	Lanard Fournette	RB
38	Keith Fulton	WR
22	Kristian Fulton	CB
47	Trey Gallman	FB
7	Jonathan Giles	WR
39	Jack Gonsoulin	PK
38	Josh Growden	P
55	Kody Hall	LB
33	Todd Harris Jr.	S
52	Chasen Hines	DT
70	Ed Ingram	OG
85	Justin Jefferson	WR
83	Jaray Jenkins	WR
47	Nelson Jenkins III	DT
31	Justin Jones	WR
82	Kenan Jones	WR
1	Kelvin Joseph	CB
27	Treven Kately	DB
13	Jontre Kirjlin	CB
90	Rashard Lawrence	DE
31	Cameron Lewis	DB
68	Damien Lewis	OG
98	Dominic Livingston	DT
97	Glen Logan	DE
54	Rory Luke	OL
73	Adrian Magee	OL
6	Terrace Marshall Jr.	WR
35	Wesley McKoy	WR
17	Racey McMath	WR
12	Justin McMillan	QB
62	Justin Mikush	OL
42	Aaron Moffitt	TE
30	Eric Monroe	DB
89	Derian Moore	WR
49	Travez Moore	DE
18	Foster Moreau	TE

## Numerical Roster

55	Kody Hall	LB	6-1	239	Jr./SQ	Nacogdoches, Texas (Blinn CC/Burnet HS)
58	Jared Small	LB	5-11	199	Fr./RS	Baton Rouge, La. (Catholic HS)
59	Seth Newsome	DE	6-1	262	So./SQ	Fredericksburg, Va. (Mountain View HS)
61	Cameron Wire	OT	6-7	294	Fr./HS	Gonzales, La. (East Ascension HS)
62	Justin Mikush	OL	6-4	285	Sr./SQ	Tomball, Texas (Klein Oak HS)
65	Jakori Savage	OL	6-5	317	So./1L	Bay Minette, Ala. (Baldwin County HS)
67	Cole Smith	C	6-4	275	Fr./HS	Pontotoc, Miss. (Pontotoc HS)
68	Damien Lewis	OG	6-3	326	Jr./JC	Canton, Miss. (Northwest Mississippi CC/Canton HS)
69	Turner Simmers	OL	6-5	295	Sr./SQ	Prairieville, La. (St. Amant HS)
70	Ed Ingram	OG	6-4	314	So./1L	DeSoto, Texas (DeSoto HS)
71	Donavaughn Campbell	OL	6-4	343	So./1L	Ponchatoula, La. (Ponchatoula HS)
72	Tyler Shelvin	NT	6-3	378	Fr./RS	Lafayette, La. (Notre Dame HS)
73	Adrian Magee	OL	6-5	323	Jr./2L	Franklinton, La. (Frankinton HS)
74	Badara Traore	OT	6-6	310	Jr./JC	Hyde Park, Mass. (ASA College/Matignon HS)
75	Michael Smith	OL	6-2	290	So./SQ	Kileen, Texas (Ellison HS)
76	Austin Deculus	OL	6-6	324	So./1L	Cypress, Texas (Cy-Fair HS)
77	Saahdiq Charles	OT	6-5	321	So./1L	Jackson, Miss. (Madison-Ridgeland Academy)
78	Garrett Brumfield	OG	6-3	299	Sr./3L	Baton Rouge, La. (University HS)
79	Lloyd Cushenberry III	C	6-4	316	So./1L	Geismar, La. (Dutchtown HS)
80	Jamal Pettigrew	TE	6-7	262	So./1L	New Orleans, La. (St. Augustine HS)
81	Thaddeus Moss	TE	6-3	247	So./TR	Charleston, W. Va. (NC State/Mallard Creek HS)
82	Kenan Jones	WR	6-4	209	Fr./HS	Berwick, La. (berwick HS)
83	Jaray Jenkins	WR	6-2	190	Fr./HS	Jena, La. (Jena HS)
85	Justin Jefferson	WR	6-2	185	So./1L	Destrehan, La. (Destrehan HS)
88	Jacory Washington	TE	6-6	248	Sr./1L	Westlake, La. (Westlake HS)
89	Derian Moore	WR	6-0	197	So./TR	Houma, La. (Nicholls/H.L. Bourgeois HS)
90	Rashard Lawrence	DE	6-3	300	Jr./2L	Monroe, La. (Neville HS)
91	Breiden Fehoko	DE	6-3	298	Jr./TR	Honolulu, Hawaii (Texas Tech/Farrington HS)
93	Justin Thomas	DE	6-4	277	So./SQ	Spanish Fort, Ala. (Spanish Fort HS)
97	Glen Logan	DE	6-4	315	So./1L	Destrehan, La. (Destrehan HS)
98	Dominic Livingston	DT	6-3	350	Fr./HS	Houston, Texas (Davis HS)
99	Ed Alexander	NT	6-3	339	Jr./2L	Hammond, La. (St. Thomas Aquinas HS)

## Alphabetical Roster

81	Thaddeus Moss	TE
2	Lowell Narcisse	QB
28	Mannie Netherly	CB
59	Seth Newsome	DE
30	Michael Ostrom	WR
21	Ed Paris	DB
80	Jamal Pettigrew	TE
6	Jacob Phillips	LB
25	Tae Provens	RB
8	Patrick Queen	LB
51	Dare Rosenthal	DT
13	Andre Sale	QB
65	Jakori Savage	OL
16	Tiger Scheyd	WR
48	Dantrieze Scott	OLB
34	Zach Sheffer	TE
72	Tyler Shelvin	NT
69	Turner Simmers	OL
58	Jared Small	LB
48	Carlton Smith	FB
67	Cole Smith	C
75	Michael Smith	OL
3	JaCoby Stevens	DB
10	Stephen Sullivan	WR
24	Tyler Taylor	LB
93	Justin Thomas	DE
43	Ray Thornton	LB
36	Cole Tracy	PK
74	Badara Traore	OT
5	Kary Vincent Jr.	CB
46	Zach Von Rosenberg	P
88	Jacory Washington	TE
40	Devin White	LB
29	Greedy Williams	CB
61	Cameron Wire	OT

## Pronunciation Guide

### PLAYERS

4	Nick Brossette	bro-Sett
4	K'Lavon Chaisson	K-luh-von Chase-on
77	Saahdiq Charles	Sah-deek
76	Austin Deculus	Deck-you-luss
9	Grant Delpit	Del-pit
41	David Ducre	Doo-cree
32	Clyde Edwards-Helaire	E-lair
92	Neil Farrell Jr.	Fair-uill
91	Breiden Fehoko	Bray-den fuh-Ho-ko
27	Lanard Fournette	luh-Nard
7	Jonathan Giles	jiles
35	Jack Gonsoulin	Gon-suh-lan
38	Josh Growden	Grow (rhymes with "cow")- den
13	Jontre Kirklin	John-trey
90	Rashard Lawrence	Ruh-shard
73	Adrian Magee	A-dree-un
17	Racey McMath	Raycee

62	Justin Mikush	Mike-ish
18	Foster Moreau	More-oh
2	Lowell Narcisse	Low-ell Nar-seese
65	Jakori Savage	Juh-core-ee
16	Tiger Scheyd	Shide (rhymes with "tide")
10	Stephen Sullivan	stuh-Fahn
88	Jacory Washington	Juh-core-ee

### COACHES

Dave Aranda	uh-Ran-duh
Ed Orgeron	O-zhure-on

# Series Record vs. 2018 Opponents

## MIAMI

LSU leads 9-3



YEAR RESULTS	AP RANK (LSU/OPP.)	DATE (SITE)
1946 LSU, 20-7	#11/NR	Nov. 15 at Miami
1958 LSU, 41-0	#11/NR	Oct. 10 at Miami
1959 LSU, 27-3	#1/NR	Oct. 10 at Baton Rouge
1962 LSU, 17-3	#6/NR	Oct. 13 at Baton Rouge
1963 LSU, 3-0	NR/NR	Oct. 11 at Miami
1965 LSU, 34-27	NR/NR	Oct. 9 at Miami
1966 LSU, 10-8	NR/NR	Oct. 1 at Baton Rouge
1967 UM, 17-15	NR/NR	Oct. 14 at Baton Rouge
1968 UM, 30-3	#8/NR	Oct. 11 at Miami
1969 LSU, 20-0	#14/NR	Oct. 10 at Miami
1988 UM, 44-3	#11/#3	Nov. 19 at Baton Rouge
2005 LSU, 40-3	#10/#9	Dec. 30 at Atlanta

at Baton Rouge: LSU leads 3-2  
 at Miami: LSU leads 5-1  
 at Other Sites: Miami leads 1-0  
 Ed Orgeron vs. Miami:

## SOUTHEASTERN LOUISIANA

LSU leads 1-0



1949 LSU, 48-7	#13/NR	Nov. 19 at Baton Rouge
----------------	--------	------------------------

at Baton Rouge: LSU leads 1-0  
 at Southeastern:  
 at Other Sites:  
 Ed Orgeron vs. Southeastern: First Meeting

## AUBURN

LSU leads 29-22-1



YEAR RESULTS	AP RANK (LSU/OPP.)	DATE (SITE)
1901 AU, 28-0	NR/NR	Nov. 20 at Baton Rouge
1902 LSU, 5-0	NR/NR	Oct. 27 at Baton Rouge
1903 AU, 12-0	NR/NR	Nov. 11 at Auburn
1908 LSU, 10-2	NR/NR	Oct. 31 at Auburn
1912 AU, 7-0	NR/NR	Nov. 9 at Mobile
1913 AU, 7-0	NR/NR	Nov. 1 at Mobile
1924 AU, 3-0	NR/NR	Oct. 25 at Birmingham
1926 LSU, 10-0	NR/NR	Oct. 16 at Montgomery
1927 LSU, 9-0	NR/NR	Oct. 15 at Montgomery
1934 LSU, 20-6	NR/NR	Oct. 13 at Baton Rouge
1935 LSU, 6-0	NR/NR	Nov. 2 at Baton Rouge
1936 LSU, 19-6	#7/NR	Nov. 14 at Birmingham
1937 LSU, 9-7	#12/#14	Nov. 13 at Baton Rouge
1938 AU, 28-6	NR/NR	Nov. 12 at Birmingham
1939 AU, 21-7	NR/NR	Nov. 18 at Baton Rouge
1940 LSU, 21-13	NR/NR	Nov. 16 at Birmingham
1941 Tie, 7-7	NR/NR	Nov. 15 at Baton Rouge
1942 AU, 25-7	NR/NR	Nov. 14 at Birmingham
1969 LSU, 21-20	#9/#14	Oct. 25 at Baton Rouge
1970 LSU, 17-9	#14/#6	Oct. 24 at Auburn
1972 LSU, 35-7	#8/#9	Oct. 14 at Baton Rouge
1973 LSU, 20-6	#10/NR	Oct. 13 at Auburn
1980 LSU, 21-17	NR/NR	Oct. 11 at Baton Rouge
1981 AU, 19-7	NR/NR	Oct. 10 at Auburn
1988 LSU, 7-6	NR/#4	Oct. 8 at Baton Rouge
1989 AU, 10-6	NR/#12	Oct. 14 at Auburn
1992 AU, 30-28	NR/NR	Sept. 19 at Auburn
1993 AU, 34-10	NR/NR	Sept. 18 at Baton Rouge
1994 AU, 30-26	NR/#11	Sept. 17 at Auburn
1995 LSU, 12-6	NR/#5	Sept. 16 at Baton Rouge
1996 LSU, 19-15	#21/#13	Sept. 21 at Auburn
1997 AU, 31-28	#10/#12	Sept. 20 at Baton Rouge
1998 LSU, 31-19	#7/NR	Sept. 19 at Auburn
1999 AU, 41-7	NR/NR	Sept. 18 at Baton Rouge
2000 AU, 34-17	NR/#24	Sept. 16 at Auburn
2001 LSU, 27-14	#22/#25	Dec. 1 at Baton Rouge
2002 AU, 31-7	#10/NR	Oct. 26 at Auburn
2003 LSU, 31-7	#9/#17	Oct. 25 at Baton Rouge
2004 AU, 10-9	#5/#14	Sept. 18 at Auburn
2005 LSU, 20-17 (OT)	#7/#16	Oct. 22 at Baton Rouge
2006 AU, 7-3	#6/#3	Sept. 16 at Auburn
2007 LSU, 30-24	#5/#18	Oct. 20 at Baton Rouge
2008 LSU, 26-21	#6/#10	Sept. 20 at Auburn
2009 LSU, 31-10	#9/NR	Oct. 24 at Baton Rouge
2010 AU, 24-17	#6/#5	Oct. 23 at Auburn
2011 LSU, 45-10	#1/#19	Oct. 22 at Baton Rouge
2012 LSU, 12-10	#2/NR	Sept. 22 at Auburn
2013 LSU, 35-21	#6/NR	Sept. 21 at Baton Rouge
2014 AU, 41-7	#15/#5	Oct. 4 at Auburn

2015 LSU, 45-21	#13/#18	Sept. 19 at Baton Rouge
2016 AU, 18-13	#18/NR	Sept. 24 at Auburn
2017 LSU, 27-23	NR/#10	Oct. 14 at Baton Rouge

At Baton Rouge: LSU leads 18-5-1  
 At Auburn: AU leads 12-7  
 At Other Sites: AU leads 5-4  
 Ed Orgeron vs. Auburn: 1-3

## LOUISIANA TECH

LSU leads 18-1



1901 LSU, 57-0	NR/NR	Oct. 28 at Ruston
1903 LSU, 16-0	NR/NR	Oct. 30 at Ruston
1904 LSU, 17-0	NR/NR	Oct. 16 at Baton Rouge
1904 Tech, 6-0	NR/NR	Oct. 23 at Ruston
1905 LSU, 16-0	NR/NR	Nov. 18 at Baton Rouge
1906 LSU, 17-0	NR/NR	Nov. 9 at Baton Rouge
1907 LSU, 28-0	NR/NR	Oct. 11 at Baton Rouge
1908 LSU, 22-0	NR/NR	Nov. 23 at Ruston
1909 LSU, 23-0	NR/NR	Nov. 4 at Alexandria, La.
1913 LSU, 20-2	NR/NR	Oct. 4 at Ruston
1914 LSU, 60-0	NR/NR	Oct. 3 at Baton Rouge
1927 LSU, 45-0	NR/NR	Sept. 24 at Baton Rouge
1929 LSU, 53-7	NR/NR	Oct. 26 at Baton Rouge
1930 LSU, 71-0	NR/NR	Sept. 27 at Baton Rouge
1940 LSU, 39-7	NR/NR	Sept. 21 at Baton Rouge
1941 LSU, 25-0	NR/NR	Sept. 20 at Baton Rouge
2003 LSU, 49-10	#7/NR	Nov. 1 at Baton Rouge
2007 LSU, 58-10	#2/NR	Nov. 10 at Baton Rouge
2009 LSU, 24-16	#9/NR	Nov. 14 at Baton Rouge

At Baton Rouge: LSU leads 13-0  
 At Ruston: LSU leads 4-1  
 At Other Sites: LSU leads 1-0  
 Ed Orgeron vs. Louisiana Tech: 1-0

## OLE MISS

LSU leads 61-41-4



YEAR RESULTS	AP RANK (LSU/OPP.)	DATE (SITE)
1894 UM, 26-6	NR/NR	Dec. 3 Baton Rouge
1896 LSU, 12-4	NR/NR	Nov. 13 at Vicksburg
1899 UM, 11-0	NR/NR	Nov. 3 at Meridian
1901 LSU, 46-0	NR/NR	Nov. 7 at Baton Rouge
1902 LSU, 6-0	NR/NR	Nov. 8 at New Orleans
1903 UM, 11-0	NR/NR	Nov. 21 at New Orleans
1904 LSU, 5-0	NR/NR	Nov. 5 at Baton Rouge
1906 UM, 9-0	NR/NR	Oct. 20 at Baton Rouge
1907 LSU, 23-0	NR/NR	Nov. 16 at Jackson
1909 LSU, 10-0	NR/NR	Oct. 9 at Baton Rouge
1912 UM, 10-7	NR/NR	Oct. 19 at Baton Rouge
1914 UM, 21-0	NR/NR	Oct. 17 at Baton Rouge
1915 LSU, 28-0	NR/NR	Oct. 15 at Oxford
1916 LSU, 41-0	NR/NR	Nov. 19 at Baton Rouge
1917 LSU, 52-7	NR/NR	Oct. 13 at Oxford
1919 LSU, 13-0	NR/NR	Oct. 18 at Baton Rouge
1921 LSU, 21-0	NR/NR	Nov. 12 at Baton Rouge
1926 LSU, 3-0	NR/NR	Nov. 13 at Baton Rouge
1927 UM, 12-7	NR/NR	Nov. 5 at Oxford
1928 LSU, 19-6	NR/NR	Nov. 10 at Baton Rouge
1929 LSU, 13-6	NR/NR	Nov. 16 at Baton Rouge
1930 LSU, 6-0	NR/NR	Nov. 8 at Baton Rouge
1931 LSU, 26-3	NR/NR	Nov. 14 at Jackson
1933 LSU, 31-0	NR/NR	Nov. 18 at Baton Rouge
1934 LSU, 14-0	NR/NR	Nov. 17 at Jackson
1936 LSU, 13-0	NR/NR	Oct. 17 at Baton Rouge
1937 LSU, 13-0	NR/NR	Oct. 16 at Baton Rouge
1938 UM, 20-7	NR/NR	Sept. 24 at Baton Rouge
1939 UM, 14-7	NR/NR	Sept. 30 at Baton Rouge
1940 UM, 19-6	NR/NR	Sept. 28 at Baton Rouge
1941 UM, 13-12	NR/#16	Nov. 8 at Baton Rouge
1942 LSU, 21-7	NR/NR	Oct. 17 at Baton Rouge
1945 LSU, 32-13	#17/NR	Nov. 3 at Baton Rouge
1946 LSU, 34-21	NR/NR	Nov. 2 at Baton Rouge
1947 UM, 20-18	#17/NR	Nov. 1 at Baton Rouge
1948 UM, 49-19	NR/RV	Oct. 30 at Baton Rouge
1949 LSU, 34-7	#17/NR	Oct. 29 at Baton Rouge
1950 LSU, 40-14	NR/NR	Nov. 4 at Baton Rouge
1951 Tie, 6-6	NR/NR	Nov. 3 at Baton Rouge
1952 UM, 28-0	NR/NR	Nov. 1 at Oxford
1953 UM, 27-16	NR/#18	Oct. 31 at Baton Rouge
1954 UM, 21-6	NR/#12	Oct. 30 at Baton Rouge
1955 UM, 29-26	NR/#20	Oct. 29 at Baton Rouge
1956 UM, 46-17	NR/NR	Nov. 3 at Baton Rouge
1957 UM, 14-12	NR/#14	Nov. 9 at Oxford
1958 LSU, 14-0	#1/#6	Nov. 1 at Baton Rouge

1959 LSU, 7-3	#1/#3	Oct. 31 at Baton Rouge
1960 UM, 21-0	#3/#2	Jan. 1 at New Orleans (Sugar Bowl)
1960 Tie, 6-6	NR/#3	Oct. 29 at Oxford
1961 LSU, 10-7	#6/#2	Nov. 4 at Baton Rouge
1962 UM, 15-7	#4/#6	Nov. 3 at Baton Rouge
1963 UM, 37-3	NR/#3	Nov. 2 at Baton Rouge
1964 LSU, 11-10	#9/NR	Oct. 31 at Baton Rouge
1965 UM, 23-0	#5/NR	Oct. 30 at Jackson
1966 UM, 17-0	NR/NR	Oct. 29 at Baton Rouge
1967 Tie, 13-13	NR/NR	Nov. 4 at Jackson
1968 UM, 27-24	#14/NR	Nov. 2 at Baton Rouge
1969 UM, 26-23	#8/NR	Nov. 1 at Jackson
1970 LSU, 61-17	#8/#16	Dec. 5 at Baton Rouge
1971 UM, 24-22	#11/NR	Oct. 30 at Jackson
1972 LSU, 17-16	#6/NR	Nov. 4 at Baton Rouge
1973 LSU, 51-14	#7/NR	Nov. 3 at Jackson
1974 LSU, 24-0	NR/NR	Nov. 2 at Baton Rouge
1975 UM, 17-13	NR/NR	Nov. 1 at Jackson
1976 LSU, 45-0	NR/NR	Oct. 30 at Baton Rouge
1977 LSU, 28-21	NR/NR	Oct. 29 at Jackson
1978 LSU, 30-8	#12/NR	Nov. 4 at Baton Rouge
1979 LSU, 28-24	NR/NR	Nov. 3 at Jackson
1980 LSU, 38-16	NR/NR	Nov. 1 at Baton Rouge
1981 Tie, 27-27	NR/NR	Oct. 31 at Jackson
1982 LSU, 45-8	#13/NR	Oct. 30 at Baton Rouge
1983 UM, 27-24	NR/NR	Oct. 29 at Jackson
1984 LSU, 32-29	#15/NR	Nov. 3 at Baton Rouge
1985 LSU, 14-0	#16/NR	Nov. 2 at Jackson
1986 UM, 21-19	#12/NR	Nov. 1 at Baton Rouge
1987 LSU, 42-13	#5/NR	Oct. 31 at Jackson
1988 LSU, 31-20	#13/NR	Oct. 29 at Baton Rouge
1989 LSU, 35-30	NR/NR	Nov. 4 at Oxford
1990 UM, 19-10	NR/#17	Nov. 3 at Baton Rouge
1991 LSU, 25-22	NR/NR	Nov. 2 at Jackson
1992 UM, 32-0	NR/NR	Oct. 31 at Jackson
1993 LSU, 19-17	NR/NR	Oct. 30 at Baton Rouge
1994 UM, 34-21	NR/NR	Oct. 29 at Oxford
1995 LSU, 38-9	NR/NR	Nov. 11 at Baton Rouge
1996 LSU, 39-7	#17/NR	Nov. 16 at Oxford
1997 UM, 36-21	#8/NR	Oct. 18 at Baton Rouge
1998 UM, 37-31(OT)	NR/NR	Oct. 31 at Oxford
1999 UM, 42-23	NR/NR	Oct. 3 at Baton Rouge
2000 LSU, 20-9	NR/NR	Nov. 11 at Oxford
2001 UM, 35-24	NR/NR	Oct. 27 at Baton Rouge
2002 LSU, 14-13	#21/NR	Nov. 23 at Baton Rouge
2003 LSU, 17-14	#3/#15	Nov. 22 at Oxford
2004 LSU, 27-24	#14/NR	Nov. 20 at Baton Rouge
2005 LSU, 40-7	#4/NR	Nov. 19 at Oxford
2006 LSU, 23-20(OT)	#9/NR	Nov. 18 at Baton Rouge
2007 LSU, 41-24	#1/NR	Nov. 17 at Oxford
2008 UM, 31-13	#18/NR	Nov. 22 at Baton Rouge
2009 UM, 25-23	#10/RV	Nov. 21 at Oxford
2010 LSU, 43-36	#5/NR	Nov. 20 at Baton Rouge
2011 LSU, 52-3	#1/NR	Nov. 19 at Oxford
2012 LSU, 41-35	#8/NR	Nov. 17 at Baton Rouge
2013 UM, 27-24	#6/NR	Oct. 19 at Oxford
2014 LSU, 10-7	#24/#3	Oct. 25 at Baton Rouge
2015 UM, 38-17	#17/#22	Nov. 21 at Oxford
2016 LSU, 38-21	#25/#23	Oct. 22 at Baton Rouge
2017 LSU, 40-24	#24/NR	Oct. 21 at Oxford

At Baton Rouge: LSU leads 40-24-1  
 At Oxford: LSU leads 10-8-1  
 At Jackson: LSU leads 9-6-2  
 At Other Sites: UM leads 3-2-0  
 Ed Orgeron vs. Ole Miss: 2-0

## FLORIDA

Florida leads 32-29-3



YEAR RESULTS	AP RANK (LSU/OPP.)	DATE (SITE)
1937 LSU, 19-0	NR/NR	Sept. 25 at Baton Rouge
1941 LSU, 10-7	NR/NR	Oct. 25 at Baton Rouge
1953 Tie, 21-21	#14/NR	Oct. 24 at Gainesville
1954 LSU, 20-7	NR/#18	Oct. 23 at Baton Rouge
1955 UF, 18-14	NR/NR	Oct. 15 at Gainesville
1956 UF, 21-6	NR/NR	Oct. 27 at Baton Rouge
1957 UF, 22-14	#10/NR	Oct. 26 at Gainesville
1958 LSU, 10-7	#3/NR	Oct. 25 at Baton Rouge
1959 LSU, 9-0	#1/NR	Oct. 24 at Gainesville
1960 UF, 13-10	NR/NR	Oct. 22 at Baton Rouge
1961 LSU, 23-0	#7/NR	Oct. 28 at Gainesville
1962 LSU, 23-0	#6/NR	Oct. 27 at Baton Rouge
1963 LSU, 14-0	NR/NR	Oct. 26 at Gainesville
1964 UF, 20-6	#6/NR	Nov. 28 at Baton Rouge
1965 UF, 14-7	#5/NR	Oct. 2 at Gainesville
1966 UF, 28-7	NR/#8	Oct. 22 at Baton Rouge
1967 LSU, 37-6	NR/NR	Oct. 7 at Gainesville
1971 LSU, 48-7	#16/NR	Oct. 9 at Baton Rouge









## 95 ED ALEXANDER

**Nose Tackle • 6-3 • 339 • Jr. • 2L**  
**Hammond, La. | St. Thomas Aquinas High School**

### 2016 SEC All-Freshman Team

Talented defensive lineman who will be counted on for production at nose tackle ... Big-time run stopper with the ability to rush the quarterback ... Returning to the field after sitting out the 2018 spring with an injury ... Will also see action at defensive tackle when the Tigers go to a 4-3 scheme.

### SOPHOMORE SEASON (2017)

Played in 10 games and earned his first career start at Mississippi State ... Ended the season with 17 total tackles, including three solo ... Had at least one tackle in every game he appeared in ... Recorded two tackles in his start against the Bulldogs ... Put together back-to-back three-tackle games for LSU in wins against Arkansas and Tennessee ... His first career sack came in the Citrus Bowl against Notre Dame.

### FRESHMAN SEASON (2016)

Named to the SEC All-Freshman Team in 2016 ... Played in 11 games, finishing with 13 tackles and 0.5 tackles for loss ... Had at least one tackle in nine of the 11 games in which he appeared ... Had season-highs of two tackles on four occasions (at Auburn, vs. Southern Miss, vs. Ole Miss, vs. Florida) ... Tackle for loss came in win over Southern Miss ... Had a solo tackle in the Citrus Bowl win over Louisville.

### HIGH SCHOOL

Powerful interior lineman who was considered one of the best defensive tackles in high school football in 2015 ... Consensus four-star prospect according to ESPN, Scout, Rivals, and 247Sports ... Ranked No. 74 in ESPN 300 and was listed as the sixth-best player in Louisiana by ESPN ... Ranked as the No. 9 recruit in Louisiana and rated as the No. 14 defensive tackle per Rivals ... Wrapped up his senior campaign totaling 25 tackles for loss and 12.5 sacks ... Selected to the first team All-USA Louisiana defense and was named first team 2A all-state in 2015 ... Helped team to a 12-1 overall mark and to the semifinals of the Louisiana Division III playoffs in 2015 ... Participated in the 2016 Under Armour Game ... Named to the Baton Rouge Advocate Super Dozen following senior season ... Coached by John White.

### PERSONAL

Mother is Stephanie Pool ... Born Dec. 28, 1996 ... Majoring in interdisciplinary studies.

### ED ALEXANDER'S CAREER STATISTICS

YEAR	G-GS	UT	AT	TT	TFL	Sacks	PBU	QBH	INT	FF	FR
2016	11-0	6	7	13	0.5-1	0-0	0	0	0	0	0
2017	10-1	3	14	17	1.0-8	1.0-8	0	0	0	0	0
<b>Totals</b>	<b>21-1</b>	<b>9</b>	<b>21</b>	<b>30</b>	<b>1.5-9</b>	<b>1.0-8</b>	<b>0</b>	<b>0</b>	<b>0</b>	<b>0</b>	<b>0</b>

### ED ALEXANDER'S CAREER HIGHS

Tackles: 3, 2x (First: vs. Arkansas, 2017; Last: at Tennessee, 2017)  
 Tackles for loss: 1.0 vs. Notre Dame, 2017  
 Sacks: 1.0, vs. Notre Dame, 2017



## 11 TERENCE ALEXANDER

**Cornerback • 5-10 • 182 • Sr. • TRF**  
**New Orleans, La. | John Curtis HS (Stanford)**

An immediately eligible graduate transfer who played four years at Stanford ... Prepped at John Curtis in New Orleans ... Returning to the field after suffering a season-ending injury during his senior campaign at Stanford ... Has one year of eligibility remaining.

### AT STANFORD (2014-17)

Spent four seasons at Stanford, seeing action in 41 games with three starts ... Registered 57 tackles, eight pass breakups and had one interception ... Interception came against Cal during freshman season in 2014 ... Had 10 tackles vs. Cal as a sophomore in 2015 ... Recorded six tackles and a pass breakup against Southern Cal in the 2015 Pac-12 Championship game ... Injured against Rice in the

2017 season-opener and missed the remainder of the year.

### HIGH SCHOOL

Led John Curtis to three state championships from 2011 to 2013 ... Ranked as the nation's 28th-best cornerback, 32nd by Rivals and 36th by ESPN out of high school ... A top-20 Louisiana recruit by scouting services ... A four-star recruit by 247Sports ... Received multiple awards in 2013, including All-State, All-Metro and All-District ... Recorded more than 70 tackles, 42 tackles for loss and 12 interceptions during his four years of varsity football ... Also lettered in track and field and propelled John Curtis to both indoor and outdoor state titles three years in a row ... Coached by J.T. Curtis.

### PERSONAL

Full name is Terrence Wesley Alexander ... Parents are Bandele and Keisa Alexander ... Has two siblings, Kenneth and Bailee ... Born Oct. 14, 1999 in New Orleans ... Earned his bachelor's degree in the summer of 2018 from Stanford in communications and is pursuing his master's degree at LSU.

### TERRENCE ALEXANDER'S CAREER STATISTICS

YEAR	G-GS	UT	AT	TT	TFL	Sacks	PBU	QBH	INT	FF	FR
2014 (Stanford)	13-0	8	5	13	0.0-0	0-0	1	0	1-46*	0	0-0
2015 (Stanford)	14-2	21	9	30	0.5-0	0-0	4	0	0-0	0	0-0
2016 (Stanford)	13-1	11	1	12	0-0	0-0	2	0	0-0	1	0-0
2017 (Stanford)	1-0	2	0	2	1.0-2	0-0	1	0	0-0	0	0-0
<b>Totals</b>	<b>41-3</b>	<b>42</b>	<b>15</b>	<b>57</b>	<b>1.5-2</b>	<b>0-0</b>	<b>8</b>	<b>0</b>	<b>1-46</b>	<b>1</b>	<b>0-0</b>



## 11 DEE ANDERSON

**Wide Receiver • 6-6 • 223 • Jr. • 2L**  
**DeSoto, Texas | DeSoto High School**

Talented wide receiver who will continue to be counted on in 2018 ... Has played in 19 games and owns two starts for his career.

### SOPHOMORE SEASON (2017)

Returned to the field after an injury and played the final eight games of the season ... Finished with three receptions for 45 yards ... Caught one pass for 10 yards against Arkansas ... Recorded a pair of catches for 35 yards in the Citrus Bowl against Notre Dame.

### FRESHMAN SEASON (2016)

Played in 11 games with two starts – at Auburn and vs. Louisville ... Finished year with four receptions for 73 yards ... Averaged 18.2 yards a catch ... Hauled in a 42-yard reception from Danny Etling in the fourth quarter against Texas A&M that set up an LSU touchdown ... Caught two passes for 59 yards against the Aggies ... Had two receptions for 14 yards against Florida.

### HIGH SCHOOL

Unanimous four-star recruit on Rivals, Scout, 247Sports, and ESPN ... Ranked as the No. 19 prospect in Texas according to Rivals and listed 187th nationally in the ESPN 300 ... Caught 46 passes for 748 yards and 14 touchdowns as a junior at West Mesquite (Texas) High School ... Transferred to DeSoto High School for his senior season where he was coached by Todd Peterman.

### PERSONAL

Mother is Michelle Anderson ... Has one older sister, Quayle Butler ... Born Oct. 6, 1997 ... Majoring in interdisciplinary studies.

### DEE ANDERSON'S CAREER STATISTICS

YEAR	G-GS	REC.YDS	TD	LONG
2016	11-2	4 73	0	42
2017	8-0	3 45	0	30
<b>Total</b>	<b>19-2</b>	<b>7 118</b>	<b>0</b>	<b>42</b>

### DEE ANDERSON'S CAREER HIGHS

Receptions: 2, 2x (Last: vs. Notre Dame, 2017; First: Florida, 2016)



## 46 ANDRE ANTHONY

**Outside Linebacker • 6-5 • 242 • So. • SQ**  
**New Orleans, La. • Edna Karr High School**

### 2017 SEC Academic Honor Roll

Pass rushing threat on the edge for the Tigers as an outside linebacker ... Has tremendous quickness ... Redshirted as a true freshman in 2016 and then sat out 2017 with an injury ... Goes into August in position to see playing time for the Tigers in 2018.

### REDSHIRT FRESHMAN SEASON (2017)

Did not play in 2017 due to an injury ... Named to the 2017 SEC Academic Honor Roll.

### FRESHMAN SEASON (2016)

Redshirted as a true freshman in 2016.

### HIGH SCHOOL

Ranked as the 15th best weak-side defensive end and the 12th best player in the state of Louisiana according to 247Sports ... Led Miller-McCoy Academy to two consecutive District 10-3A titles before transferring to Edna Karr for his senior campaign ... A participant in the Under Armour All-American Game ... Listed as a consensus four-star prospect from ESPN, 247Sports, Rivals, and Scout ... Compiled 56 total tackles and eight sacks as a senior in 2015 ... His efforts led Karr to the 2015 4A State Championship Game, where the Cougars fell to fellow LSU signee Rashard Lawrence and Neville High School ... Coached by Brice Brown.

### PERSONAL

Mother is Anna Anthony ... Has an older sister, Andreanna, and older brother, Anthony ... Born Nov. 21, 1996 ... Majoring in sport administration.



## 23 MICAH BASKERVILLE

**Linebacker • 6-2 • 215 • Fr. • HS**  
**Shreveport, La. • Evangel Christian Academy**

Possesses great downhill instincts while having the skill to navigate the gaps to make plays against the run ... Gained valuable experience in the spring as an early enrollee.

### HIGH SCHOOL

A four-year starter for Evangel Christian Academy ... Led team in tackles as a senior ... Helped his team reach the Division I state semifinals in 2017 ... Ended his senior campaign with 80 tackles and four sacks, which garnered him a bid to the 2018 U.S. Army All-American Bowl ... A four-star prospect per 247Sports and Rivals ... Three-star recruit by Scout and ESPN ... Ranked as the top inside linebacker in the state of Louisiana and No. 6 in the nation by 247Sports ... Ranked No. 138 overall by 247Sports ... Notched the 46th spot on the 2018 top outside linebacker list by ESPN ... Claimed the 24th ranking in the 2018 Louisiana Top-55 list and the No. 240 spot in the 2018 prospect ranking list on Rivals ... Earned a spot showcasing his athletic abilities in Nike's The Opening Finals in Oregon ... Coached by former LSU standout Byron Dawson, who played defensive tackle for the Tigers from 1999-2002

### PERSONAL

Parents are Michael and Rene Baskerville ... Born Oct. 19, 1999 ... Major is undecided.



## 26 JOHN BATTLE

**Safety • 6-3 • 201 • Sr. • 3L**  
**Hallandale, Fla. • Hallandale High School**

One of the veterans in the secondary for the Tigers in 2018 ... Has started in 19 career games ... Versatile player with high football IQ ... Can play either safety spot ... Took up photography as a hobby two years ago and is rarely seen without his camera ... Has taken pictures as a member of the "media" at numerous LSU sporting events and had many of those photos published on LSUsports.net ... Has played in 37 career games with 19 starts ... Has 105 tackles, two interceptions and nine pass breakups to his credit.

### JUNIOR SEASON (2017)

Started and played in 12 of 13 games ... Finished third on the defense with 61 total tackles ... Recorded 2.5 tackles for loss, five passes defended, a pair of forced fumbles, an interception and a half sack ... Had a tackle in every game he played in ... Finished with a career-high 11 tackles at home against Syracuse for his first career double-digit tackle game ... Forced fumbles against Syracuse and Troy to tie for the most on the team ... Wrapped up an outstanding outing at Ole Miss with seven tackles for third on the team ... Also had his second career interception against the Rebels ... In the final stretch of the season, totaled five tackles against Arkansas and Tennessee and four against Texas A&M.

### SOPHMORE SEASON (2016)

Played in all 12 games, starting the final seven games of the season ... Finished with 39 tackles (21 solo) to go along with four pass breakups ... Stepped in at free safety when Rickey Jefferson went down with a season-ending injury the week of the Southern Miss game ... Played alongside first-round draft pick and All-America Jamal Adams at safety ... Recorded career-best eight tackles vs. Florida ... Closed year with five tackles and two pass breakups in the Citrus Bowl win over Louisville, a game where the Tigers held Heisman Trophy quarterback Lamar Jackson without a rushing or passing TD for the only time in 2016 ... Had four tackles in first career start – a 42-10 win over Southern Miss ... Followed that with four tackles against both Ole Miss and Alabama ... Added five tackles in road win over Arkansas.

### REDSHIRT FRESHMAN SEASON (2015)

Saw action in all 12 games, primarily playing on special teams ... Recorded five tackles on the season ... Made his first career interception in a victory against South Carolina ... Broke up a pass in a win over Florida.

### FRESHMAN SEASON (2014)

Played in one game with no starts ... Action came in home-opener against Sam Houston State ... Did not record any stats in that game ... Was one of 17 true freshmen to see the field in 2014.

### HIGH SCHOOL

A four-star recruit by Rivals.com and 247Sports ... Listed as the No. 18 safety prospect in the nation by 247Sports and the No. 20 cornerback prospect by Rivals ... Tallied 95 tackles and two interceptions returned for touchdowns as a senior ... Ranked as the 51st overall prospect in Florida by 247Sports composite rankings ... A member of the Rivals 250 ... Coached by Dameon Jones.

### PERSONAL

Parents are Roneeka Person and John Battle ... Born Aug. 21, 1995 ... Majoring in sport administration.

### JOHN BATTLE'S CAREER STATISTICS

YEAR	G-GS	UT	AT	TT	TFL	Sacks	PBU	QBH	INT	FF	FR
2014	1-0	0	0	0	0-0	0-0	0	0	0-0	0	0-0
2015	12-0	1	4	5	0-0	0-0	1	1	1-0	1	0-0
2016	12-7	21	18	39	0-0	0	4	0	0-0	0	0-0
2017	12-12	36	25	61	2.5-12	0.5-3	5	0	1-19	2	0
<b>Total</b>	<b>37-19</b>	<b>58</b>	<b>47</b>	<b>105</b>	<b>2.5-12</b>	<b>0.5-3</b>	<b>10</b>	<b>1</b>	<b>2-19</b>	<b>3</b>	<b>0-0</b>

### JOHN BATTLE'S CAREER HIGHS

Interceptions: 1, 2x (Last: at Ole Miss, 2017; First: vs. South Carolina, 2015)  
 Long interception return: 19 at Ole Miss, 2017  
 Tackles: 11 vs. Syracuse, 2017  
 Sacks: 0.5 vs. Chattanooga, 2017  
 Tackles for loss: 1.0, 2x (Last: Arkansas, 2017; First: vs. Syracuse, 2017)  
 Fumbles forced: 1, 2x (Last: vs. Troy, 2017; First: vs. Syracuse, 2017)  
 Pass breakups: 2, vs. Louisville, 2016)



## 15 MYLES BRENNAN

**Quarterback • 6-4 • 193 • So. • 1L**  
**Long Beach, Miss. • St. Stanislaus College**

A pocket passer who has impressive arm strength and accuracy ... Had a solid second spring in Baton Rouge and will continue competing for the starting quarterback spot ... Played in six games during his freshman season serving as a backup to Danny Etling.

### FRESHMAN SEASON (2017)

Played in six games with 14 completions on 24 attempts for 182 yards and a touchdown ... Made his first appearance in the season opener against BYU and completed one pass for 12 yards ... Threw for a season-high 75 yards on four passes against Syracuse ... Fired his first touchdown pass and finished 4-for-7 for 68 yards against Troy ... Entered in the fourth quarter and completed three passes in his only road experience at Alabama.

### HIGH SCHOOL

One of the top quarterback prospects in the country coming out of high school in 2017 ... Consensus four-star prospect by all major sites ... Ranks as the No. 4 pocket passer by ESPN ... Listed as the No. 6 pro-style quarterback in the 247Sports composite rankings ... Holds the Mississippi high school career records for total offense (16,168 yards), passing touchdowns (166) and passing yards (15,138) ... Completed 275-of-399 passes for 3,982 yards with 48 touchdowns and only three interceptions as senior ... Did not record an interception until the postseason of his senior campaign ... Led the offense with 455 yards rushing and nine touchdowns in 2016 ... Passed for 5,248 yards, 53 touchdowns and eight interceptions in 15 games as a junior ... Broke the St. Stanislaus College single-season record for passing yards and touchdowns during his sophomore campaign as he completed 409-of-582 passes for 5,797 yards and 64 touchdowns with only 14 interceptions ... Led St. Stanislaus to consecutive appearances in the 2014 and 2015 Class 4A state championship game ... Received the inaugural Mississippi Class 4A Mr. Football in 2016 ... Named the Biloxi Sun Herald Player of the Year in 2014, 2015 and 2016, becoming the first football player to earn the honor in three consecutive seasons ... Invited to compete in the Under Armour All-American game and served as a team captain where he led all passers in the game, completing 7-of-13 passes for 111 yards and one touchdown ... Competed in the Elite 11 in the summer of 2016 at Redondo Beach, California, and finished second in the nation's premier quarterback competition to qualify to participate in Nike's The Opening in Oregon ... Participated in the Mississippi-Alabama All Star Game in 2016 ... Rated as high as the No. 96 player by ESPN ... Listed in the top-300 by Scout, Rivals and 247Sports ... A member of the Clarion Ledger's Dandy Dozen ... Amassed a 34-8 record in three seasons with 16,168 total yards and 188 total touchdowns ... Coached by Bill Conides.

### PERSONAL

Parents are Megan and Owen Brennan ... Born March 2, 1999 ... Another member of LSU's team whose family was impacted by Hurricane Katrina in 2005 ... Was living in Bay St. Louis, Mississippi, when Katrina hit ... His dad Owen played linebacker at Tulane and his mom Megan was the first female to earn an athletic scholarship for the Green Wave, playing both volleyball and basketball ... Has two older brothers, Bo and Hunter ... Majoring in sport administration.

### MYLES BRENNAN'S CAREER STATISTICS

#### PASSING

YEAR	G-GS	COMP	ATT	INT	YDS	TD	LONG
2017	6-0	14	24	2	182	1	48
<b>Total</b>	<b>6-0</b>	<b>14</b>	<b>24</b>	<b>2</b>	<b>182</b>	<b>1</b>	<b>48</b>

#### RUSHING

YEAR	G-GS	ATT	YDS	TD	LONG
2017	6-0	9	-6	0	6
<b>Total</b>	<b>6-0</b>	<b>9</b>	<b>-6</b>	<b>0</b>	<b>6</b>

### MYLES BRENNAN'S CAREER PASSING HIGHS

Pass attempts: 7 vs. Troy, 2017  
 Pass completions: 4, 2x (Last: vs. Troy, 2017; First: vs. Syracuse, 2017)  
 Pass yards: 75 vs. Syracuse, 2017  
 Pass TDs: 1 vs. Troy, 2017  
 Had intercepted: 1, 2x (Last: vs. Troy, 2017; First: vs. Syracuse, 2017)  
 Long pass: 48 vs. Troy, 2017

### MYLES BRENNAN'S CAREER RUSHING HIGHS

Rush attempts: 3 at Alabama, 2017  
 Rush yards: 7 vs. Chattanooga, 2017  
 Long rush: 6 vs. Chattanooga, 2017



## 4 NICK BROSSETTE

**Running Back • 6-0 • 218 • Sr. • 3L**  
**Baton Rouge, La. • University High School**

Enters fourth season with the Tigers and in line for more playing time this year as the leader of the running back group ... Talented local product who has shown the ability to bulldoze over would-be tacklers but also has the shiftiness to cut runs outside ... Louisiana high school record holder for most rushing touchdowns in a four-year span with 141, breaking the previous mark of 118 touchdowns held by former LSU running back Kenny Hilliard ... Has played in 35 games with one start ... Leads all active LSU players in rushing yards with 306.

### JUNIOR SEASON (2017)

Played in 13 games and made his first career start (vs. Troy) ... Rushed for 96 yards on 19 carries for the year ... Finished with a career-high 11 attempts and season-high 63 yards against Chattanooga ... Also recorded carries against Syracuse, Troy, and finished with six carries for 25 yards against Texas A&M ... Had one kick return for 29 yards on the road at Alabama.

### SOPHOMORE SEASON (2016)

Played in 12 games with no starts ... Saw majority of his action on special teams, where he recorded seven tackles ... Rushed 15 times for 145 yards ... Averaged 9.7 yards per carry ... Also returned three kickoffs for 57 yards (19.0 average) ... Had career-long 60-yard rush in win over Missouri ... Finished Missouri game with 73 yards on five carries ... Added 32 yards on five carries in win over Arkansas ... Rushed for 40 yards on five attempts in home opener against Jacksonville State ... Had three special teams tackles in win over Southern Miss ... Of his 15 carries, six resulted in first downs and four went for 10 yards or more (18-yard run vs. Jacksonville State; 60-yard run vs. Missouri; 16 and 12-yard runs at Arkansas).

### FRESHMAN SEASON (2015)

Played in nine games as a member of special teams units as well as spot duty as a running back ... Carried the ball 12 times for 65 yards and made one catch out of the backfield ... On special teams recorded three tackles and also forced a fumble and recovered a fumble ... Suffered a season-ending injury during the Ole Miss game and did not return that season ... Forced a fumble on kickoff coverage at Ole Miss ... Came in late against Western Kentucky and picked up 23 yards on three carries ... Recovered a fumble on special teams and was credited with a solo tackle against WKU ... Saw his first action as a Tiger against Auburn when he rushed for 13 yards and caught one pass.

### HIGH SCHOOL

Five-year varsity starter at running back for University High School ... Led team to state title as a senior in 2014 where he was named the Most Outstanding Player of the championship game ... Rushed for a state title game record 272 yards and three touchdowns on 37 carries in 46-32 win over Parkview Baptist in championship game ... Team went 13-1 and lost in the state title game as a junior ... Helped his team post a combined record of 57-9 in five years as a starter ... Ranked as a four-star prospect by 247Sports and ESPN and was given a three-star ranking by Rivals ... Holds the Louisiana state record for most rushing touchdowns in a four-year span with 141, which broke the previous record of 118 touchdowns held by former LSU running back Kenny Hilliard (2007-10) ... Rushed for 2,321 yards and 31 touchdowns as a senior, 2,188 yards and 37 touchdowns as a junior, 2,130 yards and 44 touchdowns as a sophomore, 1,551 yards and 29 touchdowns as a freshman and 1,024 yards and 22 touchdowns as an eighth grader playing on varsity ... Ranked as high as the No. 12 running back in the country and No. 6 prospect from Louisiana by ESPN ... Member of the ESPN 300 and the 247Sports Top 247 ... Selected to play in the Under Armour All-American game and participated in Nike's The Opening camp for the nation's top recruits ... Recipient of the 2015 Warrick Dunn Award, the 2014 WBRZ Fan's Choice Award, 2014 All-State Outstanding Offensive Performer and 2014 MaxPreps Medium Schools All-American ... Coached by Chad Mahaffey.

### PERSONAL

Mother is Rita Brossette ... Born March 2, 1996 ... Majoring in sport administration.

**NICK BROSSETTE'S CAREER STATISTICS****RUSHING**

YEAR	G-GS	ATT	YDS.	TD	LONG
2015	9-0	12	65	0	10
2016	12-0	15	145	0	60
2017	13-1	19	101	0	15
<b>Total</b>	<b>34-1</b>	<b>46</b>	<b>311</b>	<b>0</b>	<b>60</b>

**RECEIVING**

YEAR	G-GS	REC.	YDS.	TD	LONG
2015	9-0	1	-1	0	-1
2016	12-0	0	0	0	0
2017	13-1	0	0	0	0
<b>Total</b>	<b>34-1</b>	<b>1</b>	<b>-1</b>	<b>0</b>	<b>-1</b>

**NICK BROSSETTE'S CAREER RUSHING HIGHS**

Rush attempts: 11 vs. Chattanooga, 2017  
 Rush yards: 73 vs. Missouri, 2016  
 Long rush: 60 vs. Missouri, 2016

**NICK BROSSETTE'S CAREER RECEIVING HIGHS**

Receptions: 1 vs. Auburn, 2015  
 Receiving yards: -1 vs. Auburn, 2015

**NICK BROSSETTE'S CAREER KICK RETURN HIGHS**

Kick returns: 1, 4 times  
 Kick return yards: 29 at Alabama, 2017  
 Long kick return: 29 at Alabama, 2017

**78 GARRETT BRUMFIELD**

**Offensive Guard • 6-3 • 299 • Sr. • 3L**  
**Baton Rouge, La. • University High School**

**2017 Second Team All-SEC (Coaches)****2017 SEC Offensive Lineman of the Week (vs. BYU)**

A veteran offensive lineman that will be looked to for leadership in the offensive huddle in 2018 ... Started all 13 games at left guard in 2017 earning second team All-SEC honors ... Nicknamed "Bruiser" for his punishing block style... Tremendous technician who excels equally in both run and pass blocking ... One of the strongest players on the team ... For career, has played in 36 games with a start in 13 games ... Owns the most experience of any offensive lineman returning in 2018 with nearly 1,000 snaps.

**JUNIOR SEASON (2017)**

Started all 13 games at left guard and helped pave the way for 1,000-yard rusher Derrius Guice ... Second team All-SEC selection by the league coaches ... Second on team in offensive snaps with 804 and knockdown blocks with 53.5 ... Played every offensive snap for the Tigers in eight consecutive games and nine games total ... Played a big role in Guice's 276 yards on the ground against Ole Miss, the fifth 250-yard plus rushing game in LSU history ... His four knockdowns against the Rebels were second for the Tigers ... Finished first on the team in knockdowns with five against Florida and six against Tennessee ... Totaled a team-best 11.5 knockdowns in the season opener against BYU and named the SEC Offensive Lineman of the Week.

**SOPHOMORE SEASON (2016)**

Played in all 12 games ... Saw action in every game on special teams and saw snaps on the offensive line in eight games ... Played 150 offensive snaps on the season, including a career-high 49 in a win over Missouri ... Concluded year with three knockdown blocks and two "great effort" plays ... Did not allow a sack and was whistled for just one penalty in the eight contests on the offensive line ... Saw action in 31 snaps with two knockdown blocks against Arkansas and logged 25 plays against Auburn ... Only games in which he didn't see action on offensive line came vs. Wisconsin, Alabama, Florida and Texas A&M.

**REDSHIRT FRESHMAN SEASON (2015)**

Played in the final 11 games of the season as he lined up on LSU's point after touchdown attempts ... Saw action on the offensive line against Eastern Michigan and South Carolina, playing five snaps against each team ... Recorded two knockdown blocks versus Eastern Michigan.

**FRESHMAN SEASON (2014)**

Redshirted as a true freshman for LSU in 2014.

**HIGH SCHOOL**

A consensus four-star rated prospect by ESPN.com, Rivals.com, 247Sports and Scout.com ... Ranked as the No. 1 offensive guard in the country by ESPN ... Named to the USA Today All-USA Second Team ... Rated as high as the No. 52 overall recruit in the nation, regardless of position, by 247Sports and No. 54 by ESPN ... Earned first team All-State honors as both a junior and senior ... Member of the Rivals 250, 247Sports Top 247, ESPN 300 and Scout 300 ... Named an Under Armour All-American and participated in the all-star game ... A senior leader and an anchor on the offensive line for a U-High team that advanced to the state championship game and finished with a 13-1 record in 2013 ... Member of the Baton Rouge Advocate Super Dozen ... Coached by Chad Mahaffey.

**PERSONAL**

Parents are Geneva and Paul Brumfield ... Born June 23, 1996 ... Hobbies include spray paint art, something he picked up while in art class as a junior at University High School ... Majoring in sport administration.

**9 JOE BURROW**

**Quarterback • 6-3 • 215 • Jr. • TRF**  
**The Plains, Ohio • Athens (Ohio) HS/Ohio State**

**2018 Ohio State University Graduate**

**(B.A. Consumer & Family Financial Services)**

**2016 Academic All-Big Ten Conference****2016 Ohio State Scholar-Athlete**

Joined the LSU program following the 2018 spring semester ... Graduate transfer from Ohio State University and is eligible to compete for the Tigers in the fall of 2018 ... Comes to LSU after spending three years with the Buckeyes ... Redshirted as a true freshman in 2015 and served as the No. 2 quarterback for the Buckeyes in 2016 and 2017 ... Played in 10 games at Ohio State, all in a backup role and completed 29-of-39 passes for 287 yards and a pair of TDs ... Added 53 rushing yards and a TD on the ground for the Buckeyes ... Graduated from Ohio State with a degree in consumer and family financial services ... Father (Jimmy) enters his 14th season as the defensive coordinator at Ohio University ... Two older brothers (Jamie and Dan) both played football at Nebraska.

**SOPHOMORE SEASON (2017)**

Played in four games with no starts ... Completed 7-of-11 passes for 61 yards ... Saw action in wins over UNLV, Rutgers, Nebraska and Illinois ... Completed all four of his passes for 37 yards against UNLV and was 2-of-2 for 20 yards against Rutgers.

**REDSHIRT FRESHMAN SEASON (2016)**

Saw action in six games with no starts ... Served as the backup to starter J.T. Barrett ... Connected on 22-of-28 passes for 226 yards and a pair of scores ... Also rushed for 58 yards and a TD ... Best game came in a 62-3 win over Nebraska when he completed all six of his passes for 62 yards ... Also rushed for a TD in the win over the Cornhuskers ... Other TD passes came in wins over Bowling Green and Maryland.

**FRESHMAN SEASON (2015)**

Redshirted as a true freshman in 2015.

**HIGH SCHOOL**

Rated as a four-star prospect by ESPN, Scout, and 247Sports as a senior at Athens (Ohio) High School ... Led his team to three straight playoff appearances from 2012-14 ... Guided team to seven playoff wins over the three year span, which at the time, were the only post-season victories in school history ... Selected as Ohio Mr. Football and first team all-state as selected by the Associated Press after leading Athens to a state runner-up finish in 2014 ... Earned Ohio Division III Co-Offensive Player of the Year as a senior in 2014 after throwing for nearly 4,500 yards and 63 touchdowns with only two interceptions as a senior ... In 2013, named the Ohio Gatorade Player of the Year and AP All-State ... For his high school career, passed for 11,400 yards with 157 touchdowns and added another 2,000 yards and 27 TDs on the ground.

**PERSONAL**

Parents are Robin and Jimmy Burrow ... Two older brothers – Jamie and Dan – both played football at Nebraska ... Born Dec. 10, 1996 ... Father just finished his 13th season as the defensive coordinator at Ohio University ... Pursuing a master's in liberal arts.



## 71 DONAVAHN CAMPBELL

**Offensive Lineman • 6-4 • 343 • RS-So. • 1L**  
**Ponchatoula, La. • Ponchatoula High School**

Continues pushing for playing time on LSU's offensive line ... Versatile and athletic lineman who had success on both sides of the ball in high school ... Played in five games during his career ... Granted a medical redshirt for 2017 and will spend another year listed as sophomore in 2018.

### SOPHOMORE SEASON (2017)

Played in one game and served as backup at left guard ... Redshirted the 2017 campaign.

### FRESHMAN SEASON (2016)

Played in four games, all in a backup role as a true freshman ... Saw action against Jacksonville State (nine plays), Missouri (seven plays), Southern Miss (one play) and Arkansas (five plays) ... Recorded three knockdown blocks, two coming against Jacksonville State.

### HIGH SCHOOL

The top offensive guard prospect in the state of Louisiana as a senior in 2015 ... four-star rating from ESPN, Scout, Rivals and 247Sports ... Played defensive tackle primarily for first two years of high school before switching to the offensive line as a junior and senior ... Helped Ponchatoula High School to a 9-4 overall record and advance to the quarterfinals of the Louisiana 5A playoffs in 2015 ... Ponchatoula upset top-ranked West Monroe in the second round of the high school playoffs in 2015 ... Rated as the No. 11 player in Louisiana according to ESPN and Rivals ... Also ranked in the ESPN 300 ... Member of the Advocate Super Dozen ... Selected to the All-USA Louisiana First Team Offense ... Coached by Hank Tierney.

### PERSONAL

Mother is Lakeasha Campbell ... Born July 28, 1998 ... Brother Christian is a defensive back for Georgia Tech ... Majoring in interdisciplinary studies.



## 44 TORY CARTER

**Fullback • 6-1 • 258 • So. • 1L**  
**Leesburg, Ga. • Lee County High School**

A powerful fullback expected to lead the way for LSU's running back group ... Relishes the big block, much like that of his dad James Carter, who played fullback and defensive tackle for Georgia Southern, winning back-to-back 1-AA national titles in 1985 and 1986 ... James earned 1-AA All-America honors from Sporting News in 1986 ... Has played in 12 games with one start during his brief LSU career ... Has caught six passes for 61 yards and a touchdown.

### FRESHMAN SEASON (2017)

Played in the final 12 games of the season and earned one start at tight end against Syracuse ... Finished his first season with six catches for 61 yards and a touchdown ... Made his first career reception against Troy ... Caught his first career touchdown pass, a two-yard reception from Danny Etling against Florida for a crucial score ... Also made several crucial blocks in the win over Florida on LSU's receiver-run jet sweeps ... Had one reception for 15 yards against Arkansas and a pair of catches for 32 yards against Texas A&M, including a career-long 28-yard catch and run against the Aggies that help setup a second quarter field goal that gave LSU a 20-0 advantage.

### HIGH SCHOOL

Consensus three-star prospect by all major sites ... Listed as the No. 1 fullback by Scout.com and the No. 3 fullback by 247Sports ... Massive contributor to the Lee County High School team on both sides of the ball ... Served as the dominant lead blocker on offense ... Also played defensive end where he recorded 52 tackles, including 11 for loss, and nine sacks during his senior season ... Named to the Albany Herald All-Area first team ... Earned a spot on Region 1-6A's defensive first team ... Coached by Dean Fabrizio.

### PERSONAL

Parents are Robin and James Carter ... Born March 16, 1999 ... Majoring in sport administration.

### TORY CARTER'S CAREER STATISTICS

#### RUSHING

YEAR	G-GS	ATT	YDS.	TD	LONG
2017	12-1	0	0	0	0
<b>Total</b>	<b>12-1</b>	<b>0</b>	<b>0</b>	<b>0</b>	<b>0</b>

#### RECEIVING

YEAR	G-GS	REC.	YDS.	TD	LONG
2017	12-1	6	61	1	28
<b>Total</b>	<b>12-1</b>	<b>6</b>	<b>61</b>	<b>1</b>	<b>28</b>

### TORY CARTER'S CAREER HIGHS

Points scored: 6 at Florida, 2017  
 Receptions: 2, 2x (Last: Texas A&M, 2017; First: vs. Troy, 2017)  
 Receiving yards: 32 vs. Texas A&M, 2017  
 Receiving TDs: 1 at Florida, 2017  
 Long reception: 28 vs. Texas A&M, 2017



## 4 K'LAVON CHAISSON

**Outside Linebacker • 6-4 • 240 • So. • 1L**  
**Houston, Texas • North Shore High School**

### 2017 SEC All-Freshman Team

Explosive outside linebacker that is expected to be one of the best to ever play the position for the Tigers by the time his LSU career is over ... Possesses tremendous quickness along with a great first step making him an ideal edge rusher for the Tigers ... Can drop into pass coverage with ease ... Has drawn comparisons to former LSU standouts Barkevious Mingo and Arden Key ... Well-rounded talent as he earned spot on the first year SEC Academic Honor Roll as well as being a Freshman All-SEC selection ... As a true freshman played in 12 games with three starts ... Finished rookie season with the Tigers with 27 tackles and a pair of sacks ... Another in a long line of Houston-area standouts to make an impact with the Tigers.

### FRESHMAN SEASON (2017)

Played in 12 games with starts against BYU in the season opener, Chattanooga and Tennessee ... Became the eighth LSU true freshman since 2000 to start a season opener ... Finished the season with 27 tackles, two sacks and 4.5 tackles for loss ... Recorded at least one tackle in 10 games he played in ... Set a career high with four tackles against Chattanooga, Syracuse and Troy ... Also finished with three tackles against BYU and Alabama ... Sacks came

### HIGH SCHOOL

One of the top defensive ends in the country ... Considered a raw talent as he only played two seasons of varsity football in high school ... A five-star recruit by Scout ... Rated as a four-star prospect by 247Sports, ESPN and Rivals ... No. 34 on the ESPN 300 list and ranked by the site as the fourth-best prospect at his position and seventh-best in the state of Texas ... Ranked at No. 33 and No. 37 overall by Scout and 247Sports, respectively ... The nation's No. 5-rated weak side linebacker ... Played key role in North Shore's state title win over Austin's Westlake in 2015 ... Earned defensive MVP honors in the 6A Division I state title game, a contest that he helped save in overtime when he sniffed out a jet sweep-pass on fourth-and-goal ... Also had a forced fumble, two sacks, and four tackles for loss in the title game ... Named to the Texas AP 6A All-State team ... Finished his senior season with 50 tackles, 13 tackles for loss, state-leading 15.5 sacks and three forced fumbles ... Graduated high school with a 3.3 grade point average ... Coached by John Kay.

### PERSONAL

Parents are Sharonda Johnson and Kelvin Chaisson ... Has three siblings – Kydric, Kirrian and Kaiyah ... First name is pronounced KAY-Luh-Vahn ... Born July 25, 1999 ... Majoring in sport administration.

### K'LAVON CHAISSON'S CAREER STATS

YEAR	G-GS	UT	AT	TT	TFL	Sacks	PBU	QBH	INT	FF	FR
2017	12-3	9	18	27	4.5-20	2.0-15	2	2	0	0	0
<b>Totals</b>	<b>12-3</b>	<b>9</b>	<b>18</b>	<b>27</b>	<b>4.5-20</b>	<b>2.0-15</b>	<b>2</b>	<b>2</b>	<b>0</b>	<b>0</b>	<b>0</b>

### K'LAVON CHAISSON'S CAREER HIGHS

Tackles: 4, 3x (Last: vs. Troy, 2017; First: Chattanooga, 2017)  
 Sacks: 2.0 vs. Chattanooga, 2017  
 Tackles for loss: 2.5 vs. Chattanooga, 2017  
 Pass breakups: 1 vs. Arkansas, 2017



## 77 SAAHQ CHARLES

**Offensive Tackle • 6-5 • 321 • So. • 1L**  
**Jackson, Miss. • Madison-Ridgeland Academy**

### 2017 All-SEC Freshman Team

Talented offensive lineman that made an immediate impact during his rookie season with the Tigers last year ... Teamed with Ed Ingram to give LSU two of the best true freshmen in college football a year ago ... Versatile player that started final seven games of 2017 season at left tackle after opening the year in the starting lineup at right guard in win over BYU ... Totaled nearly 700 snaps and 35 offensive knockdowns in his debut season ... Helped pave the way for 1,000-yard rusher in Derrius Guice.

### FRESHMAN SEASON (2017)

Played in all 13 games and earned nine starts on the line (seven at left tackle, one at right tackle, one at right guard) ... Became the first true freshman to start on the line in a season opener in the modern era ... Played a total of 687 snaps ... Did not miss a snap in games against Troy (63), Florida (60), Auburn (65), Ole Miss (71), Alabama (73), Arkansas (58) and Tennessee (59) ... Consistent performer with 35 knockdowns ... Totaled a career-high five knockdowns against Auburn ... Also finished with four knockdowns in games against Chattanooga, Mississippi State, Florida and Ole Miss ... Helped pave the way for running back Derrius Guice's 276 yards on the ground against Ole Miss, the fifth 250-yard plus rushing game in LSU history and Guice's third.

### HIGH SCHOOL

Dominant offensive lineman who was considered one of the top players in the state of Mississippi as a senior in 2016 ... Transitioned to the offensive line from the defensive line as a junior ... Four-star recruit according to Rivals and Scout ... New Orleans native who was displaced due to Hurricane Katrina ... Bounced around after Katrina from north Louisiana, Houston, Georgia and Montgomery, Alabama, before finally settling in Madison, Mississippi ... Played both sides of the line in high school ... No. 16 rated offensive guard and No. 7 overall prospect from the state of Mississippi according to 247Sports ... Named to the 2016 Dandy Dozen list as one of the top high school senior football players in Mississippi.

### PERSONAL

First name is pronounced Suh-deek ... Born July 26, 1999 ... Majoring in sport administration.



## 1 JA'MARR CHASE

**Wide Receiver • 6-1 • 203 • Fr. • HS**  
**Metairie, La. • Archbishop Rummel High School**

### HIGH SCHOOL

One of the top-rated players in Louisiana for the Class of 2018 ... Listed as a four-star prospect from both ESPN and Rivals.com ... Ranked as the nation's No. 19 wide receiver prospect by 247Sports ... Ranked No. 269 nationally in the ESPN 300 ... Named first-team 5A All-State as a senior ... Earned District 9-5A Offensive MVP honors in 2016 and was named twice to The New Orleans Advocate All-Metro Team ... For career, caught 115 passes for 2,152 yards and 30 touchdowns ... As a senior, hauled in 61 passes for 1,011 yards and 15 TDs for state quarterfinalist team ... Participated in the Under Armour All-American game in Orlando ... Won 5A state title in the long jump as a junior ... Coached by Jay Roth.

### PERSONAL

Born March 1, 2000 ... Majoring in sport administration.



## 55 JARELL CHERRY

**Defensive End • 6-3 • 231 • Fr. • HS**  
**Dallas, Texas • Carter High School**

### HIGH SCHOOL

Tremendous athlete who also excelled as a sprinter on the track team during his prep career ... Graduated early and enrolled at LSU in January 2018 ... Earned district co-defensive lineman MVP honors in 2016 ... Racked up 67 tackles, including 16 sacks and another eight tackles for loss as a senior ... A four-star prospect based on all major sites ... A ESPN Top 300 recruit ... Ranked No. 24 in the state of Texas by 247Sports ... Selected 13th by 247Sports as one of the top weak-side defensive end recruits ... Listed in the 247Sports Top 200 ... Helped team to a 9-3 record as a senior in 2017 ... Coached by Patrick Williams.

### PERSONAL

Born Aug. 18, 2000 ... Majoring in economics.



## 35 DAMONE CLARK

**Linebacker • 6-4 • 232 • Fr. • HS**  
**Baton Rouge, La. • Southern Lab High School**

### HIGH SCHOOL

Hard-hitting linebacker that was part of two state title teams during his prep career ... Has tremendous speed and great range that allows him to makes plays from sideline to sideline ... Rated as a four-star prospect by 247Sports and Rivals ... Rated as the No. 7 player in the state of Louisiana and No. 18 inside linebacker nationally by Rivals ... Nominated to participate in the Army All-American Bowl Game ... Selected to participate in the 2017 Offense-Defense All-American Bowl ... Coached by former LSU quarterback Marcus Randall.

### PERSONAL

Born June 28, 2000 ... Majoring in general business.



## 54 DAVIN COTTON

**Defensive Tackle • 6-1 • 262 • Fr. • HS**  
**Shreveport, La. • Evangel Christian Academy**

### HIGH SCHOOL

Explosive first step with the ability to shed blockers with tremendous upper body strength ... Missed all of senior season with an injury and still managed to record 17 sacks during career ... Graduated early and enrolled at LSU in January 2018 ... Rated as a unanimous four-star prospect ... Regarded as the No. 9 player overall in Louisiana by 247Sports ... Listed as the nation's No. 21 defensive tackle prospect by ESPN ... Nominated to play in the All-America Bowl ... Coached by former LSU defensive lineman Byron Dawson.

### PERSONAL

Parents are Sharday and Ladarius Cotton ... Born July 20, 2000 ... Major is undecided.





## 34 CONNOR CULP

Placekicker • 5-11 • 196 • So. • 1L  
Phoenix, Ariz. • Desert Vista High School

Enters fall camp competing for LSU's starting place-kicking position ... Most experienced kicker on the roster with 16 field goals and 23 PAT's attempted.

### REDSHIRT FRESHMAN SEASON (2017)

Finished the season 11-for-16 on field goals and 20-for-23 on PAT's ... Booted seven-straight field goals at one point in the season ... Made a crucial 38-yard field goal against Florida before the half to extend the Tigers' lead to 10-3 ... Connected on a field goal from 42 yards to give LSU its first lead of the day and followed from 36 yards out with 25 seconds remaining to give the Tigers a four-point lead ... Finished a perfect 4-for-4 on the road at Ole Miss, including a career-long 47-yard field goal ... The four field goals were the second-most field goals made in a game in LSU history.

### FRESHMAN SEASON (2016)

Redshirted as a true freshman in 2016.

### HIGH SCHOOL

A composite three-star, ranked as the No. 9 kicker in the country and the No. 17 player in Arizona by 247Sports ... Rated as nation's fourth-best kicking prospect by Scout ... Ranked as the nation's fourth-best kicking prospect for the 2016 class by Chris Sailer Kicking ... Played in the U.S. Army All-American Bowl ... Named to the Division I All-Arizona Team ... Garnered First Team All-USA honors in Arizona ... Had 63 of his 67 kickoffs go for touchbacks as a senior ... Converted on 12-of-15 field goals and 40-of-41 PAT's ... Longest field goal was a 51-yarder ... Made 7-of-8 field goal attempts as a junior and put 53-of-60 kickoffs in the endzone for a touchback ... Coached by Dan Hinds.

### PERSONAL

Born Aug. 8, 1997 ... Full name is Connor Fredrick Culp ... Parents are Karen and John Culp ... Has two brothers, John and Braeden ... Majoring in business administration.

### CONNOR CULP'S CAREER STATISTICS

#### FIELD GOALS

YEAR	FGM-FGA	<20	20-29	30-39	40-49	50+	LONG PAT	POINTS
2017	11-16	0-0	2-4	6-7	3-4	0-1	47	20-23 53
<b>Total</b>	<b>11-16</b>	<b>0-0</b>	<b>2-4</b>	<b>6-7</b>	<b>3-4</b>	<b>0-1</b>	<b>47</b>	<b>20-23 53</b>

#### KICKOFFS

YEAR	G-GS	NO.	YARDS	TB	AVG
2017	10-0	10	609	3	60.9
<b>Total</b>	<b>10-0</b>	<b>10</b>	<b>609</b>	<b>3</b>	<b>60.9</b>

### CONNOR CULP'S CAREER HIGHS

Points scored: 16 at Ole Miss, 2017  
Kick PATs: 4, 2x (Last: at Ole Miss, 2017; First: Chattanooga, 2017)  
Field goals made: 4 at Ole Miss, 2017  
Field goal attempts: 4 at Ole Miss, 2017  
Longest field goal: 47 at Ole Miss, 2017



## 24 CHRIS CURRY

Running Back • 6-0 • 213 • Fr. • HS  
Lehigh Acres, Fla. • Lehigh High School

### HIGH SCHOOL

Bruising runner with the speed to turn a corner and outrace defenders but is also physical enough to run between the tackles ... Piled up 764 yards and five touchdowns in nine games as a senior in 2017 ... Listed as the ninth-best running back in the nation by recruiting publications ... Four-star prospect by both 247Sports and ESPN ... Racked up 2,984 yards on 364 carries, rushing for 28 touchdowns in his career as a four-year letter winner ... Coached by James Chaney.

### PERSONAL

Born Nov. 10, 1998 ... Majoring in sport administration.



## 79 LLOYD CUSHENBERRY

Center • 6-4 • 316 • So. • 1L  
Geismar, La. • Dutchtown High School

### 2016 First-Year SEC Academic Honor Roll

Expected to line up at center after more than 100 snaps in his debut redshirt freshman season in 2017 ... A talented member of LSU's young offensive line.

### REDSHIRT FRESHMAN SEASON (2017)

Saw action in 11 games overall playing on special teams and six games on the offensive line ... totaled 100 snaps for the season and finished with 2.5 knockdowns against Texas A&M and two knockdowns against Chattanooga ... Played a career-high 59 snaps against the Aggies ... Significant contributor on the line against Texas A&M as the Tigers posted more than 600 yards of total offense with 250 coming on the ground.

### FRESHMAN SEASON (2016)

Redshirted as a true freshman in 2016 ... Selected to the First-Year SEC Academic Honor Roll.

### HIGH SCHOOL

Three-star prospect according to 247Sports, Scout, and ESPN ... Rated as the No. 3 offensive guard in Louisiana by Scout ... Named to the All-USA Louisiana Second Team Offense ... Earned second team District 5-5A honors as a junior in 2014 and followed with first team recognition in 2015 ... Helped Dutchtown to an 8-4 overall mark and to the second round of the Louisiana 5A playoffs as a senior ... Coached by Benny Saia.

### PERSONAL

Parents are Debbie and Lloyd Cushenberry II ... Born Nov. 22, 1997 ... Majoring in sport administration.



## 76 AUSTIN DECULUS

Offensive Lineman • 6-6 • 324 • So. • 1L  
Cypress, Texas • Cy-Fair High School

Outstanding prospect on the offensive line that will push for a starting spot at right tackle ... Has tremendous strength who has the ability to overpower defensive linemen ... Excels at about run and pass blocking ... Missed most of the spring with an injury ... Will be back at full strength for the 2018 season.

### FRESHMAN SEASON (2017)

Played in all 13 games on special teams and saw action on the line in two games ... Played extensively on the road at Florida following two injuries to linemen in the game.

### HIGH SCHOOL

Outstanding offensive line prospect who was rated as one of the top offensive tackles for the Class of 2017 ... Consensus four-star ratings from 247Sports, ESPN, Rivals and Scout ... Regarded as high as the nation's 14th-best overall prospect and the No. 5 offensive tackle by ESPN ... ESPN also named him as the No. 3 prospect in Texas ... Ranked No. 33 overall and No. 5 in Texas by Rivals.com ... Listed as No. 75 overall and as the fourth-best offensive tackle in this year's class ... Ranked as No. 37 overall, No. 5 in Texas and as the nation's No. 9 offensive tackle by 247Sports ... Honorable mention 6A All-State in 2016 ... Member of the prestigious VYPE/Houston Chronicle Greater Houston first team ... Participated in the Under Armour All-America Game in December 2016 in Orlando ... Squatted a school-record 585 pounds in the summer of 2016.

### PERSONAL

Born March 12, 1999 ... Last name is pronounced deck-you-lus ... Majoring in sport administration.



## 9 GRANT DELPIT

**Safety • 6-3 • 201 • So. • 1L**  
Houston, Texas • IMG Academy

Outstanding safety who played extensively for LSU in his debut season ... Made 10 starts and saw action in all 13 games ... Compared to former LSU safety and first-round NFL draft pick Jamal Adams ... Physical defensive back that is also very good in defending the run ... Has a knack for finding the football in the secondary ... Great hands.

### FRESHMAN SEASON (2017)

Played in all 13 games and finished fourth on the team with 60 tackles ... Ended with 3.5 tackles for loss, an interception and nine passes defended ... Finished with at least one tackle in every game during his debut season ... Had a career-high game at Ole Miss as the team's leading tackler with nine ... Also recorded a tackle for loss, his first career interception and a PBU against the Rebels ... Had outstanding performances at home against Auburn and in the Citrus Bowl against Notre Dame, notching eight tackles in each game ... Posted a career-high 1.5 tackles for loss against Auburn.

### HIGH SCHOOL

Played senior season at IMG Academy in Bradenton, Florida, after transferring from Lamar High School in Houston ... Registered 47 tackles, five interceptions, six pass breakups and one tackle for loss at IMG ... Returned two interceptions for TDs in 2016 ... Consensus four-star prospect from ESPN, Scout, Rivals and 247Sports ... Listed as No. 57 overall, the No. 4 safety and the 12th-best prospect in Florida by ESPN.com ... Rated No. 68 overall, the No. 8 safety and No. 15 in Florida by Rivals.com ... Named the No. 72 overall prospect, No. 10 safety and No. 16 in Florida by 247Sports.

### PERSONAL

Born Sept. 20, 1998 ... Lived in New Orleans until Hurricane Katrina displaced his family in 2005 when they moved to Houston where they still live ... Majoring in sport administration.

### GRANT DELPIT'S CAREER STATISTICS

YEAR	G-GS	UT	AT	TT	TFL	SACKS	PBU	QBH	INT	FF	FR
2017	13-10	36	24	60	3.5-5	0.0-0	8	1	1-0	0	0-0
<b>Total</b>	<b>13-10</b>	<b>36</b>	<b>24</b>	<b>60</b>	<b>3.5-5</b>	<b>0.0-0</b>	<b>8</b>	<b>1</b>	<b>1-0</b>	<b>0</b>	<b>0-0</b>


### GRANT DELPIT'S CAREER HIGHS

Interceptions: 1 at Ole Miss, 2017

Tackles: 9 at Ole Miss, 2017

Tackles for loss: 1.5 vs. Auburn, 2017

Pass breakups: 2, 2x (Last: vs. Auburn, 2017; First: vs. Syracuse, 2017)



## 19 DERRICK DILLON

**Wide Receiver • 5-11 • 178 • Jr. • 2L**  
Franklinton, La. • Pine High School

Speedy receiver that will be sure to see the playing field in 2018 ... Good route runner that is coming off a productive spring ... Can also contribute on special teams.

### SOPHOMORE SEASON (2017)

Played in all 13 games and earned three starts at wide receiver ... Finished with 125 yards receiving on 14 receptions as well as 86 yards on the ground on 15 carries ... Totaled a career-high 21 yards in the air in the season opener against BYU and on the road at Mississippi State ... Also had receptions against Syracuse, Troy, Auburn, Alabama, Arkansas, Tennessee and Texas A&M ... Ended the night with 27 yards on the ground against Troy.

### REDSHIRT FRESHMAN SEASON (2016)

Played in eight games all in a backup role or on special teams ... Did not record any offensive statistics ... Had one tackle against Southern Miss on an interception return.

### FRESHMAN SEASON (2015)

Redshirted as a true freshman in 2015.

### HIGH SCHOOL

Versatile player in high school that excelled at multiple positions ... Rated as a four-star prospect by 247Sports, Scout and ESPN while Rivals listed him as a three-star recruit ... Ranked as high as the No. 9 wide receiver nationally and the No. 5 overall prospect coming out of Louisiana by 247Sports ... Racked up 2,781 yards of total offense and 33 touchdowns as a junior ... Accounted for 2,157 yards of total offense and 23 touchdowns as a senior ... Member of the 247Sports Top 247, ESPN 300 and Scout 300 ... Earned an invitation to play in the US Army All-American Game ... Member of The Advocate's 2015 Super Dozen ... Participated in Nike's The Opening, a camp for the nation's top prospects.

### PERSONAL

Parents are Ella Dillon and Earl Cotton ... Born Oct. 28, 1995 ... Majoring in interdisciplinary studies.

### DERRICK DILLON'S CAREER STATISTICS

#### RECEIVING

YEAR	G-GS	REC.	YDS.	TD.	LONG
2017	13-3	14	125	0	16
<b>TOTAL</b>	<b>13-3</b>	<b>14</b>	<b>125</b>	<b>0</b>	<b>16</b>

#### RUSHING

YEAR	G-GS	ATT	YDS	TD	LONG
2017	13-3	15	86	0	30
<b>TOTAL</b>	<b>13-3</b>	<b>15</b>	<b>86</b>	<b>0</b>	<b>30</b>

### DERRICK DILLON'S CAREER RUSHING HIGHS

Rush attempts: 2, 4x (Last: at Alabama, 2017; First: at Mississippi State, 2017)

Rush yards: 30 at Florida, 2017

Long rush: 30 at Florida, 2017

### DERRICK DILLON'S CAREER RECEIVING HIGHS

Receptions: 3 vs. Troy, 2017

Receiving yards: 21, 2x (Last: at Mississippi State, 2017; First: vs. BYU, 2017)

Long reception: 16 at Alabama, 2017



## 45 MICHAEL DIVINITY JR.

**Linebacker • 6-2 • 239 • Jr. • 2L**  
Marrero, La. • John Ehret High School

Rangy, fast and versatile linebacker that can play either inside or outside ... Expected to play at outside in 2018 ... Has played in 20 games and owns one start.

### SOPHOMORE SEASON (2017)

Played in 11 games and earned his first career start in the Citrus Bowl against Notre Dame ... Finished the season with 15 tackles ... Totaled a career-high five tackles in the bowl game against the Irish ... Other games with tackles came against Chattanooga, Troy, Florida, Auburn, Alabama, Arkansas and Texas A&M.

### FRESHMAN SEASON (2016)

Saw action in nine games as a true freshman in 2016 ... Had perhaps his best game of the year in his first collegiate contest against Wisconsin ... Had four tackles, including a tackle for a six-yard loss against the Badgers ... Set a career-best with six tackles, including four solo, at Auburn ... Finished season with 13 tackles.

### HIGH SCHOOL

One of five early enrollees for LSU in the spring of 2016 ... Former quarterback at John Curtis before making the switch to defense at John Ehret ... Ranked as the No. 46 overall prospect in the 2016 ESPN 300 ... Led an Ehret defense that recorded three shutouts his senior year in 2015 ... As a senior, helped his team to a 12-3 overall mark and a berth in the Louisiana 5A state title game ... Invited to participate in the Under Armour All-American Game ... Consensus four-star prospect by 247Sports, Scout, Rivals, and ESPN ... Named to the Second Team Defense of the MaxPreps All-American Team and also named to the Louisiana All-USA First Team Defense ... Ranked as the No. 10 outside linebacker in the country and the No. 8 player in Louisiana according to Rivals ... LSWA 5A Defensive MVP as a senior ... Member of the New Orleans All-Metro first team as selected by Nola.com ... Named to the Baton Rouge Advocate's Super Dozen for 2016 ... Posted 60.5 tackles, 13 sacks, and two forced fumbles in 2015 ... Coached by Corey Lambert.

### PERSONAL

Parents are Leslie and Michael Divinity Sr. ... Has four siblings – two brothers, Malcom and Marcus and two sisters, La'Rachel and Makayla ... Born May 13, 1997 ... Majoring in sport administration.

## MICHAEL DIVINITY JR.'S CAREER STATISTICS

YEAR	G-GS	UT	AT	TT	TFL	SACKS	PBU	QBH	INT	FF	FR
2016	9-0	7	6	13	1.0-6	0	0	0	0	0	0
2017	11-1	6	9	15	2.5-4	1.0-1	0	1	0	0	2-0
<b>Totals</b>	<b>20-1</b>	<b>13</b>	<b>15</b>	<b>28</b>	<b>3.5-10</b>	<b>1.0-1</b>	<b>0</b>	<b>1</b>	<b>0</b>	<b>0</b>	<b>2-0</b>

## MICHAEL DIVINITY JR.'S CAREER HIGHS

Tackles: 6 vs. Auburn, Sep 24, 2016 (2-4)  
 Tackles for loss: 1.0, vs. Wisconsin, 2016  
 Fumbles recovered: 1, 2x (Last: at Tennessee, 2017; First: vs. Troy, 2017)



## 14 DRAKE DAVIS

**Wide Receiver • 6-4 • 218 • Jr. • 2L**  
**Baton Rouge, Louisiana • IMG Academy**

One of the most athletic players perhaps to ever wear an LSU football uniform ... Could have gone to college on football, basketball or soccer scholarship ... Poised for a breakout season in 2018 ... Has outstanding ball skills and tremendous jumping ability ... Speaks fluent German among his many talents ... Has played in 19 games with one start.

### SOPHOMORE SEASON (2017)

Played in all 13 games and earned his first career start against Chattanooga ... Totaled three receptions for 135 yards and a pair of touchdowns for the season ... Caught his first career touchdown of 36 yards against the Mocs ... Also finished with a pair of receptions for 98 yards, including an 87-yard touchdown, against Syracuse.

### FRESHMAN SEASON (2016)

Played in six games with no starts ... Caught one pass for 19 yards ... Reception came in home-opener against Jacksonville State ... Returned a kickoff for four yards against Jacksonville State ... Other action came against Missouri, Ole Miss, Arkansas, Texas A&M and in the Citrus Bowl vs. Louisville.

### HIGH SCHOOL

Big, strong, vertical threat at the receiver position ... Consensus four-star recruit per Rivals, ESPN, Scout and 247Sports ... Ranked as the No. 19 receiver nationally and the No. 16 player in Louisiana according to Rivals ... Invited to participate in the 2016 Under Armour Game ... Named to the USA Today All-USA High School All-America Team in 2015 as an all-purpose back ... Hauled in 11 receptions for 431 yards and seven touchdowns as a senior at IMG Academy in Bradenton, Florida ... Averaged 39.2 yards a catch as a senior ... Also returned two kickoffs for touchdowns and scored a rushing TD at IMG ... Averaged 46.3 yards on six kickoff returns with a long of 90 yards ... Prepped for a year at The Dunham School in Baton Rouge before transferring to Fort Union Military Academy (Va.) for his junior season ... Finished his prep career at IMG Academy ... Also standout basketball and soccer player in high school ... Was once ranked as one of the top junior soccer players in the United States ... Coached by Kevin Wright at IMG Academy.

### PERSONAL

Parents are Stephanie Davis and Lester Earl ... Born Dec. 14, 1996 ... Majoring in interdisciplinary studies ... Father, Lester, and uncle, Louis Earl, both played basketball at LSU.

## DRAKE DAVIS' CAREER STATISTICS

### RECEIVING

YEAR	G-GS	REC.	YDS.	TD.	LONG
2016	6-0	1	19	0	19
2017	13-1	3	134	2	87
<b>Totals</b>	<b>19-1</b>	<b>4</b>	<b>153</b>	<b>2</b>	<b>87</b>

### RUSHING

YEAR	G-GS	ATT	YDS	TD	LONG
2016	6-0	1	4	0	4
2017	13-1	0	0	0	0
<b>Totals</b>	<b>19-1</b>	<b>1</b>	<b>4</b>	<b>0</b>	<b>4</b>

### DRAKE DAVIS'S CAREER HIGHS

Points scored: 6, 2x (Last: vs. Syracuse, 2017; First: Chattanooga, 2017)  
 Touchdowns: 1, 2x (Last: vs. Syracuse, 2017; First: Chattanooga, 2017)  
 Receptions: 2 vs. Syracuse, 2017  
 Receiving yards: 98 vs. Syracuse, 2017  
 Receiving TDs: 1, 2x (Last: vs. Syracuse, 2017; First: Chattanooga, 2017)  
 Long reception: 87 vs. Syracuse, 2017

## DRAKE DAVIS' CAREER KICK RETURN HIGHS

Kick returns: 1 vs. Jacksonville St., 2016  
 Kick return yards: 4 vs. Jacksonville St., 2016  
 Long kick return: 4 vs. Jacksonville St., 2016



## 41 DAVID DUCRE

**Running Back • 6-0 • 236 • Sr. • 2L**  
**Slidell, La. • Lakeshore High School**

### 2018 LSU Graduate (B.A. Management)

A hard-nosed fullback who will lead the way for a strong running back group ... Has played in 21 games throughout his career, including every game in 2017 ... Graduated in May 2018 with a bachelor's degree in management.

### JUNIOR SEASON (2017)

Saw action in all 13 games ... Had one catch against Troy ... Also had a kick return for 18 yards against Arkansas.

### SOPHOMORE SEASON (2016)

Played in five games, all in a backup role ... Did not record any offensive statistics ... Saw action against Wisconsin, Jacksonville State, Missouri, Texas A&M and Louisville.

### FRESHMAN SEASON (2015)

Played in three games as he saw action against Western Kentucky, Texas A&M and Texas Tech ... Made one catch for four yards in LSU's 56-27 blowout victory over Texas Tech in the Texas Bowl.

### HIGH SCHOOL

Enrolled early at LSU and took part in spring practice in 2015 ... Ranked as the No. 1 fullback in the nation by 247Sports ... Listed as a four-star prospect by Rivals, ESPN, Scout and 247Sports ... Carried the ball 190 times for 1,586 yards and 21 touchdowns as a senior at Lakeshore High School ... Scored 16 total TDs as a senior ... Opened his senior season against Miller-McCoy with 286 rushing yards and three TDs ... Rushed for 812 yards and 18 touchdowns as a junior ... Rated as high as the No. 6 prospect coming out of Louisiana ... Ranked as the No. 19 running back by Rivals ... Member of the Rivals 250 and the 247Sports Top 247 ... Earned first team All-District honors as a sophomore, junior and senior ... Earned Second Team All-State honors as a senior ... Coached by Craig Jones ... Three-year honor roll member.

### PERSONAL

Full name is David Nathaniel Ducre III ... Parents are Phyllis and David Ducre II ... Born Dec. 2, 1996 ... Has one younger sister, Ashley ... Earned his bachelor's in management and is pursuing his master's degree.

## DAVID DUCRE'S CAREER STATISTICS

YEAR	G-GS	REC	YDS	TD	LONG
2015	3-0	1	4	0	4
2016	5-0	0	0	0	0
2017	13-0	1	-2	0	0
<b>TOTALS</b>	<b>21-0</b>	<b>2</b>	<b>2</b>	<b>0</b>	<b>4</b>

## DAVID DUCRE'S CAREER RECEIVING HIGHS

Receptions: 1, 2x (Last: vs. Troy, 2017; First: vs. Texas Tech, 2015)  
 Receiving yards: 4 vs. Texas Tech, 2015  
 Long reception: 4 vs. Texas Tech, 2015

## DAVID DUCRE'S CAREER KICK RETURN HIGHS

Kick returns: 1 vs. Arkansas, 2017  
 Kick return yards: 18 vs. Arkansas, 2017  
 Long kick return: 18 vs. Arkansas, 2017



## 22 CLYDE EDWARDS-HELAIRE

**Running Back • 5-8 • 208 • So. • 1L**  
**Baton Rouge, La. • Catholic High School**

In line for a breakout year in 2018 as he's coming off a tremendous spring ... Plays much bigger than his 5-foot-8, 208-pound frame ... Defenders tend to lose track of him behind LSU's huge offensive line ... Can squirt through the smallest crease for positive yards ... Very elusive runner with breakaway speed ... Also an asset in the passing game with reliable hands out of the backfield ... Doubles as a threat on LSU's kickoff return team ... Another local product that chose to make LSU his college home.

### FRESHMAN SEASON (2017)

Saw action in all 13 games on special teams and totaled nine carries at running back ... Led the team with 13 kick returns for 247 yards ... Finished with three returns for 72 yards against Chattanooga ... Also returned kicks against Mississippi State, Syracuse, Troy, Auburn, Ole Miss, Texas A&M and Notre Dame ... Rushed for a career-high six carries and 28 yards in the season opener against BYU.

### HIGH SCHOOL

One of the top running backs in the state of Louisiana ... A four-star prospect by 247Sports and ESPN ... Rated a three-star recruit by Rivals and Scout ... Listed as high as the No. 10 prospect in Louisiana by ESPN, where he was also No. 219 in the country ... Regarded as the No. 5 running back in the Scout composite rankings ... Carried the ball 58 times for 496 yards and 10 touchdowns during senior season ... Named the 2015 Class 5A Championship Most Outstanding Player after leading Catholic High to a 31-28 victory against Archbishop Rummel High School as he caught eight passes for a record 161 yards and rushed for 88 yards and a touchdown ... Competed in the Red Stick Bowl at the conclusion of his senior season and scored the first touchdown of the game ... Participant in Nike's The Opening in Oregon ... Became the first freshman to play varsity football in head coach Dale Weiner's 29 seasons at Catholic High School.

### PERSONAL

Parents are Shannon and Tonge Helaire ... Born April 11, 1999 ... Majoring in sport administration.

### CLYDE EDWARDS-HELAIRE'S CAREER STATISTICS

#### RUSHING

YEAR	G-GS	ATT	YDS	TD	LONG
2017	13-0	9	31	0	10
<b>TOTAL</b>	<b>13-0</b>	<b>9</b>	<b>31</b>	<b>0</b>	<b>10</b>

#### RECEIVING

YEAR	G-GS	REC.	YDS	TD	LONG
2017	13-0	3	46	0	27
<b>TOTAL</b>	<b>13-0</b>	<b>3</b>	<b>46</b>	<b>0</b>	<b>27</b>

### CLYDE EDWARDS-HELAIRE'S CAREER RUSHING HIGHS

Rush attempts: 6 vs. BYU, 2017  
 Rush yards: 28 vs. BYU, 2017  
 Long rush: 10 vs. BYU, 2017

### CLYDE EDWARDS-HELAIRE'S CAREER RECEIVING HIGHS

Receptions: 2 vs. BYU, 2017  
 Receiving yards: 27 vs. Texas A&M, 2017  
 Long reception: 27 vs. Texas A&M, 2017

### CLYDE EDWARDS-HELAIRE'S CAREER KICK RETURN HIGHS

Kick returns: 3 vs. Chattanooga, 2017  
 Kick return yards: 72 vs. Chattanooga, 2017  
 Long kick return: 26 vs. Chattanooga, 2017



## 92 NEIL FARRELL JR.

**Defensive End • 6-4 • 287 • So. • 1L**  
**Mobile, Ala. • Murphy High School**

Defensive tackle with great size and strength ... Skilled tackler that is gifted athletically and demonstrates great change of direction along the line ... Among a group of players that improved tremendously during the spring and is now in line for increased playing time on the defensive line.

### FRESHMAN SEASON (2017)

Saw action on the line in the first five games of his debut season ... Finished with five total tackles, including a career-high five against Chattanooga ... Also totaled a tackle against Syracuse.

### HIGH SCHOOL

A four-star recruit per Scout ... Named a three-star prospect according to Rivals, 247Sports, Scout and ESPN ... Rated as the No. 1 defensive tackle in the state of Alabama by Scout ... Played center for the varsity basketball squad ... Invited to the Alabama-Mississippi All-Star game ... Selected to the 2015 and 2016 Class 7A First Team Defense All-State football team by the Alabama Sports Writers Association ... Voted to the All-USA Alabama First Team Defense ... Two-time All-Coastal Alabama First Team Defense selection ... Wrapped up senior season totaling 101 tackles, 28 tackles for loss, 13 sacks and 14 quarterback hurries ... Tallied 86 tackles and 17 tackles for loss during his junior campaign ... Coached by Rick Cauley.

### PERSONAL

Parents are Sherry Barnes and Neil Adrian Farrell Sr. ... Born Sept. 9, 1998 ... Majoring in sport administration.

### NEIL FARRELL JR.'S CAREER STATISTICS

YEAR	G-GS	UT	AT	TT	TFL	SACKS	PBU	QBH	INT	FF	FR
2017	5-0	1	4	5	0.0-0	0.0-0	0	1	0-0	0	0-0
<b>Total</b>	<b>5-0</b>	<b>1</b>	<b>4</b>	<b>5</b>	<b>0.0-0</b>	<b>0.0-0</b>	<b>0</b>	<b>1</b>	<b>0-0</b>	<b>0</b>	<b>0-0</b>

### NEIL FARRELL JR.'S CAREER HIGHS

Tackles: 4 vs. Chattanooga, 2017



## 91 BREIDEN FEHOKO

**Defensive End • 6-3 • 298 • Jr. • TRF**  
**Honolulu, Hawaii • Farrington High School**  
**(Texas Tech)**

Dominant defensive lineman that will start for the Tigers in 2018 ... Teams with Rashard Lawrence to give LSU one of the top defensive line bookends in college football ... Transferred to LSU, along with former Texas Tech teammate Jonathan Giles, following the 2016 season ... Sat out 2017 due to NCAA transfer rules ... Practiced with the team in 2017 and was difficult to contain as a scout teamer ... Has two years of eligibility remaining ... Outstanding in the classroom and aspires to work in sports broadcasting one day.

### REDSHIRT SOPHOMORE SEASON (2017 at LSU)

Sat out due to NCAA transfer rules ... Dominant force on the LSU scout squad in 2017.

### SOPHOMORE SEASON (2016 at Texas Tech)

Started in all 12 games of his sophomore season ... Was at the top of the depth chart at the defensive tackle position ... Joined safety Jah'Shawn Johnson as the only Red Raider defensive players to start all 12 games during the season ... Started all 25 games of his Red Raider career as well ... Finished with 19 tackles (10 solo), including 3.5 for a loss and a sack ... Led the team with five quarterback hurries ... recorded two or more tackles in seven different games ... Had a quarterback hurry in season opener versus Stephen F. Austin ... Posted two tackles, including one for a loss, at Arizona State ... Garnered his lone sack on the season in the Big 12-opener against Kansas ... Had two tackles against the Jayhawks ... Notched at least two tackles over five-consecutive games to start league action ... Recorded a season-high three tackles in four games: Kansas State, Oklahoma, TCU and Iowa State ... Set a career high with two quarterback hurries against the Cyclones as well ... Academic All-Big 12 second team honoree ... Preseason candidate for the Polynesian Player of the Year.

## FRESHMAN SEASON (2015 at Texas Tech)

Started at defensive tackle in all 13 games of his freshman season ... Compiled four tackles for loss, a sack and an interception ... Made first career tackle against UTEP ... Found a way into the UTEP back field and stuffed the quarterback six yards behind the line of scrimmage ... Added another tackle the following week at Arkansas ... Recorded a career-high two tackles in loss to TCU ... Matched that career high with two tackles against Baylor ... Put together best performance of the season with four tackles against Iowa State ... Followed with three tackles, including one for a loss at Kansas ... Recorded one tackle in loss to Oklahoma ... Posted first career sack at West Virginia ... Later added an interception, becoming first Red Raider defensive lineman to pick off a pass since Scott Smith against Texas in 2010 ... Logged first career quarterback hurry in victory over Kansas State ... Recorded three tackles, including one for a loss in the win at Texas ... An All-Big 12 Honorable Mention (Coaches).

## HIGH SCHOOL

Five-star prospect by Scout ... Four-star prospect by Rivals, 247Sports and ESPN ... Member of the Rivals 250 (122) and the ESPN 300 (51) ... Under Armour High School All-American ... Attended The Opening Football Camp in Oregon in the summer of 2014 ... Ranked as the No. 4 defensive lineman in this year's class by Scout and the No. 24 overall prospect ... Compiled 74 tackles, 16 sacks, 27 tackles for loss and six forced fumbles in 2014.

## PERSONAL

Son of Linda and Vili Fehoko ... Born Oct. 15, 1996 ... Has three brothers: Whitley, who played football at San Diego State, and Sam and V.J., who each played at Texas Tech ... Majoring in communication studies.

## BREIDEN FEHOKO'S CAREER STATISTICS

YEAR	G-GS	UT	AT	TT	TFL	Sacks	PBU	QBH	INT	FF	FR
2015 (at Texas Tech)	13-13	11	8	19	4.0-13	1.0-4	1	1	1-0	0	0-0
2016 (at Texas Tech)	12-12	10	9	19	3.5-12	1.0-7	0	5	0-0	0	0-0
<b>Totals</b>	<b>25-25</b>	<b>21</b>	<b>17</b>	<b>38</b>	<b>7.5-25</b>	<b>2.0-11</b>	<b>1</b>	<b>6</b>	<b>1-0</b>	<b>0</b>	<b>0-0</b>



## 50 BLAKE FERGUSON

Snapper • 6-4 • 234 • Jr. • 2L  
Buford, Ga. • Buford High School

- 2018 SEC Football Leadership Council Chair
- 2018 LSU Graduate (B.A. Marketing)
- 2017 SEC Academic Honor Roll
- 2016 SEC Academic Honor Roll
- 2015 SEC First-Year Academic Honor Roll

Enters third year as LSU's starting long snapper in 2018 ... Has played in 25 games during his career with the Tigers ... Three-time member of the SEC Academic Honor Roll ... Serves as the Chair of the SEC Football Leadership Council ... An advocate for the American Diabetes Association (ADA) and their research initiatives, as well as diabetes prevention across the nation ... Continued the Ferguson family long-snapping tradition at LSU last year as he took over the spot for his brother Reid ... Reid Ferguson was a four-year starter at long snapper for the Tigers from 2012-15 and is now a member of the Buffalo Bills ... Switched from No. 53 to No. 50 in 2016, the same number his brother Reid wore during his LSU career ... Graduated in May 2018 with his bachelor's degree in marketing ... Currently pursuing his master's degree in business administration.

## SOPHOMORE SEASON (2017)

Played in all 13 games for the Tigers ... Served as LSU's long snapper on every field goal and point-after touchdown attempt as well as every punt ... Forced a fumble on a punt return against Notre Dame in the Citrus Bowl ... Had a tackle vs. Alabama ... Named to the SEC Academic Honor Roll.

## REDSHIRT FRESHMAN SEASON (2016)

Handled every long snap for the Tigers in 2016 ... Played in all 12 games ... Was true on every long snap for punts and placekicks during his first season of play ... Saw his first collegiate action at Lambeau Field against Wisconsin ... Named to the SEC Academic Honor Roll.

## FRESHMAN SEASON (2015)

Redshirted as a true freshman in 2015 ... Earned a spot on the SEC First-Year Academic Honor Roll.

## HIGH SCHOOL

Ranked as the No. 1 long snapper nationally by Scout and 247Sports ... Rated as a two-star prospect by Rivals, ESPN, 247Sports and Scout ... Earned an invitation

to play in the Army All-American game ... Helped lead his team to three state titles in his prep career ... Perfect on all snaps in each season ... Recipient of the Chris Rubio Award which is given to the nation's top high school long snapper as a junior and senior ... Coached by Jess Simpson ... Honor roll member.

## PERSONAL

Full name is Blake Whittfield Ferguson ... Parents are Tracy and Kevin Ferguson ... Born April 21, 1997 ... Older brother, Reid, was a four-year starting snapper at LSU from 2012-15 who is currently the long snapper for the Buffalo Bills ... Pursuing his master's in business administration.



## 27 LANARD FOURNETTE

Running Back • 5-10 • 201 • Jr. • 2L  
New Orleans, La. • St. Augustine High School

Versatile running back that will provide depth to the position in 2018 ... Good hands with the ability to catch the ball out of the backfield ... Has played in eight total games with no starts ... Younger brother of Leonard Fournette, who finished his career as the fourth-leading rusher in LSU history with 3,830 yards ... Leonard Fournette was selected with the fourth overall pick in the 2017 NFL Draft by the Jacksonville Jaguars.

## SOPHOMORE SEASON (2017)

Played in five games with no starts ... Made his first career catch, a seven-yard reception, in the home opener against UT-Chattanooga.

## REDSHIRT FRESHMAN SEASON (2016)

Played in three games with no starts ... Rushed a total of five times for 13 yards ... Saw first action of career against Jacksonville State and had one rushing yard on two carries ... Followed that with 12 yards on three carries, including a five-yard run against Missouri ... Added a tackle against Missouri.

## FRESHMAN SEASON (2015)

Redshirted as a true freshman in 2015.

## HIGH SCHOOL

Rated as a three-star prospect by 247Sports, ESPN and Scout ... Battled injuries during his senior year but still accounted for 141 rushing yards with five touchdowns and 71 receiving yards with one touchdown ... Registered 460 all-purpose yards and six touchdowns his junior season as a complement to older brother Leonard ... Coached by Cyril Crutchfield ... Also ran track all four years of high school ... Graduated with honors.

## PERSONAL


Full name is Lanard Joseph Fournette ... Parents are Lory and Leonard Fournette ... Older brother is former LSU standout running back and first round NFL Draft pick Leonard Fournette ... Also has two sisters, LaNata and LaTae ... Born Jan. 2, 1997 ... Majoring in sport administration.

## LANARD FOURNETTE'S CAREER STATISTICS

YEAR	G-GS	ATT	YDS	TD	LONG
2016	3-0	5	13	0	5
2017	5-0	1	7	0	7
<b>TOTALS</b>	<b>8-0</b>	<b>6</b>	<b>20</b>	<b>0</b>	<b>7</b>

## LANARD FOURNETTE'S CAREER HIGHS

Rush attempts: 3 vs. Missouri, 2016  
Rush yards: 12 vs. Missouri, 2016  
Long rush: 7 vs. Chattanooga, 2017



## 22 KRISTIAN FULTON

**Cornerback • 6-1 • 195 • Jr. • 1L**  
**Metairie, La. • Archbishop Rummel High School**

Talented cover cornerback that is difficult to throw against ... Good tackler with superb ball skills ... Played in three games as a true freshman in 2016.

### SOPHOMORE SEASON (2017)

Did not see the field in 2017.

### FRESHMAN SEASON (2016)


Played in three games with no starts ... Saw action in wins over Missouri, Southern Miss and Louisville ... Had a tackle against both Missouri and Southern Miss.

### HIGH SCHOOL

Five-star prospect by 247Sports and garnered four-stars from Rivals, Scout and ESPN as a senior at Rummel High School in 2015 ... Listed as the No. 1 overall prospect in Louisiana by Rivals and 247Sports ... Named the No. 3 corner in the nation according to Scout ... Rated No. 27 in the ESPN 300 ... Regarded as the No. 3 corner in the nation and the No. 3 player in Louisiana by ESPN ... Ranked No. 3 in the NOLA.com "Nifty Fifty" ... Played in the 2016 Under Armour Game ... Member of the New Orleans Advocate Super Dozen and recognized in the All-USA Louisiana team as a first team defensive selection ... Earned Defensive Player of the Year honors on the New Orleans Times Picayune All-Metro list in 2015 ... LSWA Class 5A first team all-state in 2015 ... Named the New Orleans Advocate's Defensive Player of the Year as a junior in 2014 with 11 interceptions, 27 tackles and eight passes defended despite missing first three games of season with an injury ... Had three interceptions in his game against Holy Cross and returned one for a touchdown as a junior ... Followed that with two interceptions the next week in a 45-24 win over Brother Martin ... Helped Rummel to a 12-2 overall mark and a berth in the Louisiana Division I State Championship Game in 2015 ... Rummel went 11-2 in 2014 and reached the semifinals of the 5A playoffs ... Coached by Jay Roth.

### PERSONAL

Parents are Michelle and Keith Fulton ... Born Sept. 3, 1998 ... Majoring in sport administration.



## 7 JONATHAN GILES

**Wide Receiver • 6-0 • 193 • Jr. • TRF**  
**Missouri City, Texas • Elkin H.S. (Texas Tech)**

Joined the Tigers in 2017 after two seasons at Texas Tech ... One of the top wide receivers in the nation ... Will suit up for the Purple and Gold for the first time in 2018 after sitting out due to transfer rules ... Has two years of eligibility remaining ... Selected to wear No. 7, which is awarded to one of the top playmakers on the team.

### REDSHIRT SOPHOMORE SEASON (2017)

Sat out due to NCAA transfer rules ... Practiced with the team all season.

### SOPHOMORE SEASON (2016 at Texas Tech)

Transformed into not only Texas Tech's leading receiver as a sophomore but one of the best wide outs in the country ... Appeared in all 12 games, including seven starts ... Led the Red Raiders with 1,158 receiving yards and 13 touchdowns on 69 catches ... Marked the most receiving yards since 2013 ... His 13 touchdowns were the most by since 2012 ... Also led the team with 1,158 all-purpose yards ... Averaged 96.5 yards per game through the air ... Led the team with 14 or more plays that went over 25 yards ... Ranked among the top 50 players in five different statistical categories ... Was 14th nationally in receiving touchdowns, 18th in receiving yards per game, 24th in receiving yards and 37th in receptions per game (5.8) ... Ended the year 50th in yards per reception (16.8) and 57th for total touchdowns (13) ... Ranked ninth all-time for single-season receiving yards ... His 13 touchdowns tied for the fourth-most in program history ... Caught four receptions for 89 yards and a touchdown in season opener against Stephen F. Austin ... Made nine catches for 71 yards and a touchdown at Arizona State ... Hauled in a career-high three touchdowns against Louisiana Tech as part of six catches for 186 yards, another career high ... Had a big day against the Bulldogs included a 64-yard touchdown strike that was his longest of his career ... Posted 150 receiving yards versus No. 12 Oklahoma State in 2015 ... Had an even bigger performance in Big 12 opener against Kansas ... Recorded career highs with 12 catches for 219 yards against the Jayhawks ... Was the first time a Red Raider

posted 200 receiving yards in a Big 12 contests since Michael Crabtree and Danny Amendola both did so against Oklahoma State in 2007 ... His 12 catches against the Jayhawks was tied for the second-highest single game total in the Big 12 ... Had four games with at least two touchdowns ... Totaled four receptions for 49 yards at Kansas State ... Put together another 100-yard outing against West Virginia with eight catches for 136 yards and two touchdowns ... Followed with 10 catches for 167 yards and two touchdowns the next week versus Oklahoma ... Played a significant part in a Red Raider offense that set a new school record with 854 yards of total offense ... Posted two catches for 10 yards at TCU before adding five receptions for 55 yards and a touchdown against Texas ... Nearly eclipsed the 100-yard mark again at Oklahoma State after finishing with five receptions for 94 yards ... Ended the season with four catches for 82 yards and a touchdown against Baylor ... Earned second team All-Big 12 honors by the conference coaches, ESPN and the Associated Press ... Was added to the Biletnikoff Award watch list midway through the season.

### FRESHMAN SEASON (2015 at Texas Tech)

One of three Red Raider true freshmen receivers to see action during season ... Caught 15 passes for 143 yards (9.5 yards per catch) and three touchdowns on year ... Hauled in two passes for 12 yards in collegiate debut against Sam Houston State ... Set a season high with three receptions against TCU ... Totaled 12 yards on those three catches, matching his previous high from earlier in the year ... Posted three receptions for career-high 38 yards against Baylor ... Recorded first career touchdown reception off a 13-yard pass from Davis Webb in the fourth quarter ... Caught a pair of touchdown passes in victory over Iowa State ... Multi-touchdown performance was part of a five catch, 590-yard day ... Did not make his way into the receiving stats against Oklahoma State but did find the endzone on a crucial two-point conversion in the fourth quarter ... Snagged two passes for 22 yards in the win at Texas.

### HIGH SCHOOL

Attended Fort Bend Elkins High School in Missouri City, Texas ... Three-star prospect by Rivals, Scout, ESPN and 247Sports ... Two-time District 23-5A MVP ... Finalist for the Houston Touchdown Club Offensive Player of the Year ... Academic All-American ... Threw for 2,196 yards (174-of-266) and 17 touchdowns as a quarterback in 2014 ... Rushed for 758 yards on 113 carries and scored 15 touchdowns that season as well.

### PERSONAL

Parents are Diane and Lonzo Giles ... Has two brothers, Joshua and Terrance ... Born Sept. 4, 1996 ... Majoring in sport administration.

### JONATHAN GILES' CAREER STATISTICS

#### RECEIVING

YEAR	G-GS	ATT	YDS	TD	LONG
2015 (at Texas Tech)	11-0	15	143	3	21
2016 (at Texas Tech)	12-7	69	1,158	13	64
<b>Total</b>	<b>23-7</b>	<b>84</b>	<b>1,301</b>	<b>16</b>	<b>64</b>

#### PASSING

YEAR	G-GS	COMP.	ATT.	INT	YDS	TD	LONG
2016	11-0	1	1	0	3	0	3
2017	12-7	0	0	0	0	0	0
<b>Totals</b>	<b>23-7</b>	<b>1</b>	<b>1</b>	<b>0</b>	<b>3</b>	<b>0</b>	<b>3</b>



## 39 JACK GONSOULIN

**Placekicker • 5-9 • 165 • Jr. • 1L**  
**Baton Rouge, La. • Catholic High School**

### 2017 SEC Academic Honor Roll

### 2016 First-Year SEC Academic Honor Roll

Has kicked nine career field goals and is a perfect 19-for-19 for PAT's ... Will compete for the starting placekicker position.

### SOPHOMORE SEASON (2017)

Finished the season 18-for-18 on PATs ... Was 4-for-9 on field goals ... Connected on a field goal from 34 yards out in the season opener against BYU ... Was successful from 33 and career-long 39 yards in the home finale against Texas A&M ... Ended the season against Notre Dame with a 17-yard field goal ... Named to the SEC Academic Honor Roll.

### FRESHMAN SEASON (2016)

Played in one game and was successful on an extra point ... Named to the First-Year SEC Academic Honor Roll.

## HIGH SCHOOL

Ranked the No. 2 kicker in the class of 2015 by the Chris Sailer Kicking Camp ... A local kicking product with the ability to drive kickoffs and hit field goals ... Named to the LSWA Class 5A all-state football team ... Made a high school team record 50-yard field goal during his senior year ... His junior year long was a 45-yard field goal which came at a pivotal point in the game ... Booted a game-winning field goal against Mandeville High early in his junior season ... Was a three-year starter at Catholic High School.

## PERSONAL

Born Aug. 9, 1996 ... Majoring in finance.

## JACK GONSOLIN'S CAREER STATISTICS

YEAR	FGM-FGA	<20	20-29	30-39	40-49	50+	LONG	PAT	POINTS
2017	5-11	1-1	2-3	1-4	1-3	0-0	46	20-20	35
<b>Total</b>	<b>5-11</b>	<b>1-1</b>	<b>2-3</b>	<b>1-4</b>	<b>1-3</b>	<b>0-0</b>	<b>46</b>	<b>20-20</b>	<b>35</b>

## JACK GONSOLIN'S CAREER HIGHS

Points scored: 9 vs. BYU, 2017  
 Kick PATs: 5 vs. Syracuse, 2017  
 Field goals made: 2, 2x (Last: Texas A&M, 2017; First: vs. BYU, 2017)  
 Field goal attempts: 4 vs. Texas A&M, 2017  
 Longest field goal: 46 vs. Texas A&M, 2017



## 38 JOSH GROWDEN

**Punter • 6-2 • 204 • Jr. • 2L**  
**Sydney, Australia • Clare High School**

- 2017 SEC Academic Honor Roll
- 2016 SEC All-Freshman Team (Coaches)
- 2016 SEC Co-Special Teams Player of the Week (vs. Mississippi State)
- 2016 SEC Academic Honor Roll
- 2015 SEC First-Year Academic Honor Roll

LSU's punter for a third-straight season ... Has consistently improved in technique and execution since arriving on campus ... Is the third-straight Australian punter to sign with LSU, joining Brad Wing and Jamie Keehn.

## SOPHOMORE SEASON (2017)

Punted 23 times for 827 yards as one of two specialty punters ... Effectively placed 13 punts inside the 20 and did not allow a touchback in his sophomore campaign ... Averaged 36 yards per punt ... Punted a career-high seven times against Mississippi State with an average of 40.9 yards per punt ... Placed a crucial punt at the Auburn three-yard line in the fourth quarter to help preserve the team's historic comeback victory ... Pinned Notre Dame inside its own 20 twice in the Citrus Bowl ... Named to the SEC Academic Honor Roll for a third time.

## REDSHIRT FRESHMAN SEASON (2016)

Named to the SEC All-Freshman Team after averaging 41.4 yards on 57 punts with 10 punts of 50 or more yards and 22 inside the 20-yard line ... Played in all 12 games ... Totaled an average of more than 50 yards in seven games ... Earned Co-SEC Special Teams Player of the Week after launching two punts for more than 60 yards against Mississippi State, including a 65-yard punt and a crucial 61-yard punt that pinned MSU to its own 22-yard line as LSU was clinging to its 23-20 lead with 2:15 left in the contest ... Placed three of his four punts inside the 20 at Texas A&M ... Averaged 42.0 yards per punt against Alabama, placing five of his eight punts inside of the 20 ... Booted a career-long 68-yard punt and averaged 58.0 yards, including one touchback and one punt inside of the 20 against Southern Miss ... Broke the school record for punting average in a game with his 58-yard average versus the Golden Eagles ... Placed two punts inside of the 20 in his LSU debut at Wisconsin ... Named to the SEC Academic Honor Roll for a second-straight season.

## FRESHMAN SEASON (2015)

Redshirted as a true freshman in 2015 ... Earned SEC First-Year Academic Honor Roll recognition.

## PRIOR TO LSU

Former member of the Australian Football League (AFL) rugby club Greater Western Sydney ... Gave up rugby due to injuries and began training with ProKick Australia in order to become a punter ... Trained at ProKick Australia under former Green Bay Packers punter Nathan Chapman ... Ranked the No. 5 punter nationally by 247Sports.

## PERSONAL


Parents are Cindy and Glen Growden ... Has one older brother, Tim ... Born April 17, 1993 ... Majoring in kinesiology with a concentration in fitness studies.

## JOSH GROWDEN'S CAREER STATISTICS

YEAR	G-GS	NO.	YARDS	AVG	LONG
2016	12-0	57	2357	41.4	68
2017	11-0	23	827	36.0	53
<b>Totals</b>	<b>23-0</b>	<b>80</b>	<b>3184</b>	<b>39.8</b>	<b>68</b>

## JOSH GROWDEN'S CAREER HIGHS

Punt attempts: 8 vs. Alabama, 2016  
 Punt yards: 336 vs. Alabama, 2016  
 Longest punt: 68 vs. Southern Miss., 2016



## 33 TODD HARRIS JR.

**Safety • 6-0 • 186 • So. • 1L**  
**Plaquemine, La. • Plaquemine High School**

Nifty defensive back that has developed into a strong safety ... Has large size and frame to complement his ball-hawking skills ... Possesses the ability to challenge any opposing receiver and has the ability to step up in run support.

## FRESHMAN SEASON (2017)

Played in all 13 games and finished with four tackles ... Played a large part in the Tigers' special teams.

## HIGH SCHOOL

Consensus four-star recruit and rated as the No. 3 prospect in Louisiana per 247Sports and ESPN ... Ranked No. 83 in the ESPN 300 ... Regarded as the No. 1 safety in Louisiana according to Scout ... Invited to the 2017 Under Armour All-America game ... Became the third Plaquemine player to be honored as an All-American along with former LSU defensive tackle Davon Godchaux and Plaquemine assistant coach Ja'Kouri Williams ... Selected to the 2016 All-USA Louisiana Second Team Defense ... Invited to The Opening in 2016, a premier Nike showcase camp in the summer ... Voted to the 2016 All-State Class 4A Defensive Team by the Louisiana Writers Sports Association ... Wrapped up senior season totaling 53 tackles, nine pass breakups, one interception and one fumble recovery ... Helped lead Plaquemine to the quarterfinals of the Class 4A State Championship ... Coached by Paul Distefano.

## PERSONAL

Parents are Terri and Todd Harris ... Born Nov. 3, 1998 ... Majoring in sport administration.

## TODD HARRIS JR.'S CAREER STATISTICS

YEAR	G-GS	UT	AT	TT	TFL	Sacks	PBU	QBH	INT	FF	FR
2017	13-0	0	4	4	0.0-0	0.0-0	0	0	0	0	0-0
<b>Total</b>	<b>13-0</b>	<b>0</b>	<b>4</b>	<b>4</b>	<b>0.0-0</b>	<b>0.0-0</b>	<b>0</b>	<b>0</b>	<b>0</b>	<b>0</b>	<b>0-0</b>

## TODD HARRIS JR.'S CAREER HIGHS

Tackles: 1, 4x (Last: at Alabama, 2017; First vs. BYU, 2017)


**52 CHASEN HINES**

**Defensive Tackle • 6-3 • 347 • Fr. • HS**  
**Marshall, Texas • Marshall High School**

**HIGH SCHOOL**

Transitioned from offensive line to defensive tackle as a senior and made an immediate impact ... Will be a January enrollee at LSU as he continues to develop as a defensive lineman ... Possesses the size and strength necessary to play in the heart of the defensive line ... Has shown the ability to get off the line of scrimmage quickly and make big hits ... A consensus four-star prospect ... Before switching to the defensive line, was listed as the No. 1 offensive guard in the state of Texas and No. 6 nationally ... Ranked by 247Sports as the No. 22 defensive tackle in the nation ... Nominated to participate in the U.S. Army All-American Bowl ... Selected to participate in the 2017 Offense-Defense All-American Bowl ... Coached by Claude Mathis.

**PERSONAL**

Born April 3, 2000 ... Majoring in sport administration.


**70 ED INGRAM**

**Offensive Lineman • 6-4 • 314 • So. • 1L**  
**DeSoto, Texas • DeSoto High School**

One of the top freshmen offensive linemen in the country a year ago ... Made his presence known as the starter at right guard in the final 12 games of the season ... Played more than 700 snaps in his first year on the line and teamed with Shaahdiq Charles to become one of the most productive true freshmen offensive line tandems in school history a year ago ... The duo combined for 19 starts on the offensive line and helped pave the way for 1,000-yard rusher Derrius Guice.

**FRESHMAN SEASON (2017)**

Saw action in all 13 games and earned the start at right guard in 12 games ... Played every snap in eight games at right guard ... Finished with two or more knockdowns against BYU, Chattanooga, Mississippi State, Troy, Florida, Auburn, Ole Miss, Tennessee, Texas A&M, and Notre Dame ... Helped pave the way for running back Derrius Guice's 276 yards on the ground against Ole Miss, the fifth 250-yard plus rushing game in LSU history ... Totaled four knockdowns in the game against the Rebels ... Recorded six knockdowns to lead the Tigers' offensive to four touchdowns and 200 yards on the ground at Tennessee ... Finished with a career-high seven knockdowns in the Tigers' season-high 351 yards of total offense against Texas A&M.

**HIGH SCHOOL**

One of the top offensive linemen in Texas ... Played in the prestigious 2017 Under Armour All-American Game in Orlando ... A member of the Texas 2016 6A-Division II State Championship team ... Led DeSoto to a perfect 16-0 record in 2016 ... Helped team rack up 303 rushing yards and 525 total yards in 38-29 win over Cibolo Steele in championship game on Dec. 17 in AT&T Stadium ... Rated as a 4-star prospect by 247Sports, Rivals, and Scout ... Listed as the No. 11 rated offensive guard in the country per 247Sports and as the No. 3 overall prospect in Texas according to Scout ... Coached by Todd Peterman.

**PERSONAL**

Born Feb. 11, 1999 ... Major is undecided.


**85 JUSTIN JEFFERSON**

**Wide Receiver • 6-2 • 185 • So. • 1L**  
**Destrehan, La. • Destrehan High School**

An outstanding receiver that is poised to break out in his second season ... Possesses the speed to break away from defensive backs on the outside ... Has played in six games, including the final four of the 2017 season.

**FRESHMAN SEASON (2017)**

Did not record a catch ... Had one rush for four yards against Arkansas.

**HIGH SCHOOL**

An athletic player who excelled on both sides of the ball in high school ... Rated as a three-star prospect by 247Sports and Scout ... Recorded 44 receptions for 956 yards and nine touchdowns as a senior ... Ranked the No. 76 player in Louisiana in the 2017 class by 247Sports and Rivals ... Excelled in track and field in high school ... Shined as a kick returner for Destrehan High School ... Named the New Orleans Male Athlete of the Week for the week of November 17.

**PERSONAL**

Parents are John and Elaine Jefferson... His two older brothers – Jordan and Rickey – both played and started for the Tigers in football ... Jordan was a three-year starter at quarterback, while Rickey started in the secondary as both a junior and senior ... Born Jan. 16, 1999 ... Majoring in sport administration.

**JUSTIN JEFFERSON'S CAREER STATISTICS**

YEAR	G-GS	ATT	YDS	TD	LONG
2017	6-0	1	4	0	4
<b>Total</b>	<b>6-0</b>	<b>1</b>	<b>4</b>	<b>0</b>	<b>4</b>

**JUSTIN JEFFERSON'S CAREER HIGHS**

Rush attempts: 1 vs. Arkansas, 2017

Rush yards: 4 vs. Arkansas, 2017

Long rush: 4 vs. Arkansas, 2017


**83 JARAY JENKINS**

**Wide Receiver • 6-2 • 190 • Fr. • HS**  
**Jena, La. • Jena High School**

**HIGH SCHOOL**

Rated as a four-star recruit by ESPN and was a member of the ESPN 300 ... Caught 111 passes for 1,960 yards and 27 touchdowns while adding 448 rushing yards and nine rushing touchdowns in his first three years of high school ... Fractured his tibia in the first game of his senior season ... Played on both sides of the ball, earning all-district honors at three different positions during his prep career.

**PERSONAL**

Born Jan. 4, 2000 ... Majoring in sport administration.


**47 NELSON JENKINS III**

**Defensive Tackle • 6-4 • 297 • Fr. • HS**  
**Plaquemine, La. • Plaquemine High School**

**HIGH SCHOOL**

Standout defensive tackle that has made an impact both rushing the quarterback and defending the run ... Possesses tremendous technique ... Listed as a four-star prospect by ESPN and garnered three stars from 247Sports ... Member of the ESPN 300 ... Considered one of the top defensive line prospects in Louisiana ... Versatile enough to play defensive end at the collegiate level! ... From same high school as former LSU standout and current Miami Dolphin defensive lineman Davon Godchaux.

**PERSONAL**

Born Feb. 10, 1999 ... Majoring in sport administration.





## 82 KENAN JONES

**Wide Receiver • 6-4 • 209 • Fr. • HS**  
**Berwick, La. • Berwick High School**

### HIGH SCHOOL

Explosive wide receiver considered one of the top players in Louisiana ... Four stars from ESPN and listed as the No. 11 overall prospect in Louisiana by 247Sports ... Tallied 48 receptions for 934 yards and 10 TDs as a junior at Berwick High School ... Won three state titles at the 2018 LHSAA State Indoor Track Meet on February 17 in Baton Rouge ... Claimed the 2018 LHSAA Division II indoor state titles in the long jump (22'4"), the high jump (6'5") and the triple jump (46'3") ... Also part of a 4 x 200 relay team that finished third place in the state meet ... Two-time indoor state champion in the high jump ... Won the 2017 LHSAA state outdoor titles in the long jump (23'7") and triple jump (46'00") and a second place showing in the high jump (6'6") ... Invited to participate in the Offense/Defense All-American Game.

### PERSONAL

Born Dec. 12, 1998 ... Undecided on a major.



## 1 KELVIN JOSEPH

**Cornerback • 6-1 • 181 • Fr. • HS**  
**Baton Rouge, La. • Scotlandville Magnet H. S.**

### HIGH SCHOOL

One of the top defensive backs for the class of 2018 ... Rated as a four-star prospect by both ESPN and 247Sports ... Listed as the No. 35 player in the country by ESPN and the No. 4 player in Louisiana by 247Sports ... The No. 7 safety in the country and No. 83 overall player by 247sports ... Two-time first team 5A All-State and the twice named to the Baton Rouge Advocate All-Metro Team ... Became the first player in Scotlandville history to be selected to play in the U.S. Army All-American game ... Named first team All-District and District 4-5A Co-Defensive MVP for his 2016 junior season ... Also named to all-metro and Class 5A all-state teams after helping lead Scotlandville to the Division state finals his junior season ... One of just two Louisiana players named to the CBS MaxPreps junior All-American team ... Recorded 113 tackles, 12 tackles for loss and three interceptions as a senior ... As a junior, had 67 tackles, 12 pass breakups and three interceptions ... Returned a kickoff 90 yards for a TD as a senior and scored a pair of defensive TDs as a junior ... Helped his team win the 5A state title as a junior and reach the state semifinals as a senior ... Standout basketball player as well ... Played in the Army All-America Bowl ... Coached by LaVanta Davis.

### PERSONAL

Born Nov. 11, 1999 ... Majoring in sport administration.



## 13 JONTRE KIRKLIN

**Cornerback • 6-0 • 173 • So. • 1L**  
**Lutcher, La. • Lutcher High School**

### FRESHMAN SEASON (2017)

Saw action in 12 games on special teams and defense ... Recorded a tackle against Ole Miss and Tennessee.

### HIGH SCHOOL

Incredibly gifted and versatile athlete that made the transition from dual-threat quarterback to the secondary in college ... Swift and elusive with exceptional running ability ... Demonstrates impressive instincts and has shown the ability to properly diagnose plays as a defender due to his offensive background ... Unanimous 3-star prospect by Scout, ESPN, Rivals and 247 Sports ... Rated as the No. 30 recruit in Louisiana ... Ranked the No. 3 athlete in Louisiana by Scout ... Voted to the 2016 All-State Class 3A Offensive Team by the Louisiana Sports Writers Association ... Finalist for the Warrick Dunn Award, recognizing productivity on the field while displaying high-character, unselfishness and sportsmanship ... Helped lead the Lutcher Bulldogs to repeat as Class 3A state champions ... Accumulated 5,000 yards passing, added 1,700 rushing during his sophomore and

junior seasons and accounted for 92 touchdowns during that span ... Finished his career with 147 touchdowns, over 7,500 yards passing and 3,000 rushing yards ... Coached by Dwain Jenkins.

### PERSONAL

Born Oct. 9, 1998 ... Majoring in sport administration.

### JONTRE KIRKLIN'S CAREER STATISTICS

YEAR	G-GS	UT	AT	TT	TFL	Sacks	PBU	QBH	INT	FF	FR
2017	12-0	0	2	2	0.0-0	0.0-0	0	0	0	0	0-0
<b>Total</b>	<b>12-0</b>	<b>0</b>	<b>2</b>	<b>2</b>	<b>0.0-0</b>	<b>0.0-0</b>	<b>0</b>	<b>0</b>	<b>0</b>	<b>0</b>	<b>0-0</b>

### JONTRE KIRKLIN'S CAREER HIGHS

Tackles: 1, 2x (Last: at Tennessee, 2017; First: at Ole Miss, 2017)



## 90 RASHARD LAWRENCE

**Defensive End • 6-3 • 300 • Jr. • 2L**  
**Monroe, La. • Neville High School**

### 2017 SEC Academic Honor Roll Member

An outstanding leader who was selected as a permanent team captain in 2017 ... A force on the defensive line ... Teams with Breiden Fehoko to give LSU one of the top defensive line bookends in college football ... Has played in 19 career games with 10 starts ... The top tackler among defensive linemen returning in 2018 ... Off the field, maintains a 3.5 grade point average in the classroom ... One of three LSU representatives at 2018 SEC Media Day in Atlanta.

### SOPHOMORE SEASON (2017)

Earned a started in all 10 games played in as a leader on the defensive line, earning a start in all 10 games he played in ... Third among defensive line in tackles with 32 ... Finished with 3.5 tackles for loss and 1.5 sacks ... Registered at least one tackle in every game he saw the field ... Totaled a career-high six tackles against Notre Dame ... Also finished with five tackles against Auburn ... Recorded sacks against BYU in the season opener and against Syracuse ... Named to the SEC Academic Honor Roll.

### FRESHMAN SEASON (2016)

Played in nine games as a freshman and totaled six tackles ... Recorded his first career sack against Heisman Trophy winner Lamar Jackson of Louisville in the Citrus Bowl ... Finished with a career-high two tackles against Southern Miss and Ole Miss.

### HIGH SCHOOL

One of the top defenders in high school football in 2015 ... Ferocious defensive tackle with great size and a non-stop motor ... Five-star recruit according to 247Sports and Scout ... Rated as the nation's No. 21 ranked player according to Scout and the No. 2 ranked player in Louisiana per 247Sports ... Four-star prospect per ESPN and ranked No. 12 in the ESPN 300 ... Also ranked as the No. 1 player in Louisiana per ESPN ... Invited to play in the 2016 Under Armour Game ... Member of the Advocate Super Dozen ... Selected to the 2015 MaxPreps First Team Defense ... Voted to the All-USA Louisiana First Team Defense ... Helped lead Neville to back-to-back 4A state titles in 2014 and 2015 ... Had three sacks in Neville's 28-27 win over Warren East in 2014 state title game ... Propelled Neville to a 14-0 record in 2015 after going 14-1 in 2014 ... Finished his senior year with 91 tackles, 15 tackles for loss, and eight sacks ... Coached by Mickey McCarty.

### PERSONAL

Parents are Agnes and Ronald Lawrence ... Born Sept. 27, 1998 ... Uncle is former LSU standout Oliver Lawrence, who played linebacker for the Tigers from 1985-89 ... Oliver finished his career with 180 tackles, 14 tackles for loss and 16 sacks and was a member of LSU's 1986 and 1988 SEC title teams ... Majoring in sport administration.

### RASHARD LAWRENCE'S CAREER STATISTICS

YEAR	G-GS	UT	AT	TT	TFL	Sacks	PBU	QBH	INT	FF	FR
2016	9-0	2	4	6	1.0-5	1.0-5	0	0	0	0	0-0
2017	10-10	11	21	32	3.5-20	1.5-12	1	3	0	0	0-0
<b>Totals</b>	<b>19-10</b>	<b>13</b>	<b>25</b>	<b>38</b>	<b>4.5-25</b>	<b>2.5-17</b>	<b>1</b>	<b>3</b>	<b>0</b>	<b>0</b>	<b>0-0</b>

### RASHARD LAWRENCE'S CAREER HIGHS

Tackles: 6, vs. Notre Dame, 2017  
 Sacks: 1.0, Two times: (Last: Syracuse, 2017; First: vs. Louisville, 2016)  
 Tackles for loss: 2.0 vs. Syracuse, 2017  
 Pass breakups: 1 at Alabama, 2017



## 31 CAMERON LEWIS

**Defensive Back • 6-2 • 200 • So. • SQ**  
**Monroe, La. • Wossman High School**

### REDSHIRT FRESHMAN SEASON (2017)

Earned playing time against Chattanooga and Auburn ... Registered his first career tackle against Auburn.

### FRESHMAN SEASON (2016)

Redshirted as a true freshman in 2016.

### HIGH SCHOOL

A two-way standout during his prep career as both a defensive back and quarterback at Wossman High School ... Four-star prospect according to Rivals, 247Sports and ESPN ... Given three stars by Scout ... Rated No. 213 in Scout 300, No. 269 in ESPN 300 and No. 289 by 247Sports ... Listed in the composite ratings as the 17th-best player in the 2016 class in Louisiana ... Three-year starter at quarterback for Wossman ... Named 2-4A All-District twice ... Connected on 112-of-232 attempts for 1,433 yards and 12 TDs and added another 1,142 yards and 17 touchdowns on the ground as a junior ... Threw for 842 yards and eight TDs and rushed for 368 yards and six scores during his sophomore campaign ... Coached by Dean Smith.

### PERSONAL

Parents are Shardell Lewis and Clayton Walker ... Born March 12, 1997 ... Majoring in sport administration.

### CAMERON LEWIS' CAREER STATISTICS

YEAR	G-GS	UT	AT	TT	TFL	Sacks	PBU	QBH	INT	FF	FR
2017	2-0	0	1	1	0.0-0	0.0-0	0	0	0	0	0-0
<b>Total</b>	<b>2-0</b>	<b>0</b>	<b>1</b>	<b>1</b>	<b>0.0-0</b>	<b>0.0-0</b>	<b>0</b>	<b>0</b>	<b>0</b>	<b>0</b>	<b>0-0</b>

### CAMERON LEWIS'S CAREER HIGHS

Tackles: 1 vs. Auburn, 2017



## 68 DAMIEN LEWIS

**Offensive Guard • 6-3 • 326 • Jr. • TRF**  
**Canton, Miss. • Canton High School**  
**(Northwest Mississippi CC)**

### JUNIOR COLLEGE

One of the nation's top junior college offensive linemen in 2016 ... Rated as a three-star recruit by both 247Sports and Rivals ... Attended Northwest Mississippi Community College prior to LSU ... Named the 2017 Capital One Academic All-District Football First Team ... Named to the 2016-17 MACJC All-Academic Team ... 2016-17 NJCAA All-Academic Third Team ... Chosen as the MACJC's Offensive Line MVP for the north division ... Started all 22 games of his Northwest career at right guard ... The No. 109 overall prospect by 247Sports ... The No. 3 offensive guard by 247Sports ... Ranked No. 25 on the top recruits out of Mississippi by 247Sports ... Coached by Benjy Parker.

### HIGH SCHOOL

Helped Canton to a 5-7 overall record as a senior...also competed in track, helping the Tigers to the Class 5A state title as a freshman...as a senior, won first place in the shotput event and also competed in powerlifting.

### PERSONAL

Born March 21, 1997 ... Majoring in sport administration.



## 98 DOMINIC LIVINGSTON

**Defensive Tackle • 6-3 • 350 • Fr. • HS**  
**Houston, Texas • Davis High School**

### HIGH SCHOOL

A consensus three-star prospect by all major sites ... Ranked as high as the No. 34 defensive tackle in the country and No. 62 prospect out of the state of Texas by 247Sports ... A top-100 prospect in the region by Scout ... A unanimous selection to the 16-6A all-district team for his performance during his senior season ... Garnered all-district honors during the 2016 season ... Named the District 16-6A Defensive Newcomer of the Year as a sophomore ... Competed in the 2017 The Opening Regional in Houston.

### PERSONAL

Born Dec. 21, 1998 ... Undecided on a major.



## 97 GLEN LOGAN

**Defensive End • 6-4 • 315 • So. • 1L**  
**Destrehan, La. • Destrehan High School**

### REDSHIRT FRESHMAN SEASON (2017)

Played in 12 games and made starts against Chattanooga and Troy ... Finished his first season of action with 17 tackles and one tackle for loss ... Totaled a career-high four tackles against Troy ... Also recorded three tackles against Chattanooga and Mississippi State; two tackles against Syracuse, Florida and Arkansas; and one tackle against Tennessee.

### FRESHMAN SEASON (2016)

Redshirted as a true freshman in 2016.

### HIGH SCHOOL

Rated as one of the top prospects in Louisiana ... Consensus four-star pick by Rivals, ESPN, Scout and 247Sports ... Listed as nation's No. 69 overall prospect by Rivals ... Also ranked in the ESPN 300 (No. 292) and the Scout 300 (No. 223) ... Rated No. 159 nationally by 247Sports ... Graded as the No. 2 player in Louisiana and the No. 7 defensive tackle in the nation according to Rivals ... Received All-USA Louisiana First Team Defense honors ... Closed out his senior year by recording 54.5 tackles, 5.5 tackles for loss, and four sacks ... Earned first team Louisiana 5A all-state honors in 2015 ... Helped Destrehan to an 11-1 overall mark and the second round of the Louisiana 5A state playoffs as a senior ... Coached by Stephen Robicheaux.

### PERSONAL

Mother is Kenosha Sampson ... Born March 26, 1998 ... Majoring in interdisciplinary studies.

### GLEN LOGAN'S CAREER STATISTICS

YEAR	G-GS	UT	AT	TT	TFL	SACKS	PBU	QBH	INT	FF	FR
2017	12-2	0	17	17	1.0-2	0.5-2	0	1	0	0	0
<b>Total</b>	<b>12-2</b>	<b>0</b>	<b>17</b>	<b>17</b>	<b>1.0-2</b>	<b>0.5-2</b>	<b>0</b>	<b>1</b>	<b>0</b>	<b>0</b>	<b>0</b>

### GLEN LOGAN'S CAREER HIGHS

Tackles: 4 vs. Troy, 2017

Sacks: 0.5 at Florida, 2017

Tackles for loss: 0.5, 2x (Last: at Florida, 2017; First: vs. Syracuse, 2017)



## 73 ADRIAN MAGEE

**Offensive Lineman • 6-5 • 323 • Jr. • 2L**  
**Franklinton, La. • Franklinton High School**

A talented offensive line prospect who can dominate opposition with power and strength ... Has played in 15 games in his career with one start.

### SOPHOMORE SEASON (2017)

Played in every game but the season opener against BYU ... Made his first career start at right tackle against Auburn ... Saw snaps against Chattanooga, Syracuse, Florida, Ole Miss and Texas A&M ... Totaled a career-high mark in both snaps with 65 and knockdowns with six ... Also played 63 snaps in the Citrus Bowl against Notre Dame.

### REDSHIRT FRESHMAN SEASON (2016)

Played in three games but provided great depth for the offensive line, specifically at guard.

### FRESHMAN SEASON (2015)

Redshirted as a true freshman in 2015.

### HIGH SCHOOL

Rated as a four-star prospect by 247Sports and ESPN, while Rivals and Scout give him three stars ... Ranked as high as the No. 28 offensive guard nationally by Rivals and the No. 12 prospect coming out of Louisiana ... Earned First Team LFCA and LSWA Class 4A All-State honors as a senior ... Can play inside or outside on the line ... Helped lead his team to a 12-2 record as a senior that included a district championship and a semifinals appearance ... Coached by Shane Smith.

### PERSONAL

Parents are Nicki and Michael Magee ... Cousin of former LSU running back Terrence Magee ... Born Nov. 13, 1996 ... Majoring in interdisciplinary studies.



## 6 TERRACE MARSHALL JR.

**Wide Receiver • 6-3 • 195 • Fr. • HS**  
**Bossier City, La. • Parkway High School**

### HIGH SCHOOL

The unanimous No. 1 prospect out of the state of Louisiana ... Listed as the No. 2 wide receiver in the country by Scout ... Ranked as high as No. 10 on the ESPN 300 ... Caught 55 passes for 1,250 yards and 15 touchdowns with 22.7 yards per reception during the 2016 season ... Sideline during his senior year due to injury ... Set records in the 2016 Battle on the Border High School Football Showcase for receiving yards (233), receiving touchdowns (4) and average yards per reception (38.8) ... Participated in The Opening 2017 in Beaverton, Oregon ... 2018 Under Armour All-American ... Named the 2016-17 Shreveport Times Male Athlete of the Year ... Dual sport athlete for most of his high school career where he also played forward for the boys' basketball team ... Coached by Neil May.

### PERSONAL

Uncle is former NFL player Joe Delaney ... Born June 9, 2000 ... Majoring in sport administration.



## 17 RACEY MCMATH

**Wide Receiver • 6-3 • 215 • So. • SQ**  
**New Orleans, La. • Edna Karr High School**

Extremely fast wide receiver that possesses tremendous ball skills ... Will be among LSU's wide receiver rotation in 2018 ... Capable of making the big catch.

### FRESHMAN SEASON (2017)

Played in the first two games of the season against BYU and Chattanooga ... Did not record a stat.

### HIGH SCHOOL

Rated a three-star recruit by 247Sports, Rivals, ESPN, and Scout and listed as a Top 30 overall prospect in Louisiana by 247Sports, Rivals, and ESPN ... Played football and ran track in high school ... Led Edna Karr to state championship games as both a junior and senior ... Caught a pair of TD passes in helping Karr to a perfect 14-0 mark and the 4A state title in 2016 ... First team 4A in 2016 by the Louisiana Sports Writers Association ... Helped track relay team to a third-place finish in the 4x200 relay in the spring of 2016 ... Coached by Brice Brown.

### PERSONAL

Son of Pamela and James McMath ... Born June 14, 1999 ... Majoring in sport administration.



## 12 JUSTIN MCMILLAN

**Quarterback • 6-3 • 215 • Jr. • SQ**  
**Cedar Hill, Texas • Cedar Hill High School**

Talented quarterback prospect ... Enters fourth season with the program in 2018 ... Bright young player who has a strong arm and quick feet to escape the pocket ... Pushing for the starting quarterback spot.

### SOPHOMORE SEASON (2017)

Made his only appearance of the season against Auburn when he had one rush attempt.

### REDSHIRT FRESHMAN SEASON (2016)

Made his first appearance as a Tiger against Jacksonville State ... Completed a pass for 19 yards and also ran for a three-yard gain against JSU.

### FRESHMAN SEASON (2015)

Redshirted as a true freshman in 2015.

### HIGH SCHOOL

Dual-threat southpaw that led his high school to consecutive state titles in 2013 and 2014 ... Enrolled early at LSU and participated in spring drills ... Rated as a three-star prospect by 247Sports, Scout and ESPN ... Threw for 2,854 yards and 37 touchdowns with only four interceptions as a senior while rushing for 656 yards and six touchdowns ... Ranked as high as No. 36 at his position by 247Sports ... Earned second team All-District 7-5A as a junior after accounting for 2,692 total yards and 35 touchdowns ... Coached by Joey McGuire.

### PERSONAL

Full name is Justin William McMillan ... Parents are Petrina and Derrick McMillan ... Both parents serve in the United States Army ... Born Oct. 28, 1996 ... Has one older sister, Ashley ... Majoring in sport administration.

### JUSTIN MCMILLAN'S CAREER STATISTICS

#### PASSING

YEAR	G-GS	COMP.	ATT.	INT.	YDS	TD	LONG
2016	1-0	1	1	0	19	0	19
2017	1-0	0	0	0	0	0	0
<b>Totals</b>	<b>2-0</b>	<b>1</b>	<b>1</b>	<b>0</b>	<b>19</b>	<b>0</b>	<b>19</b>

#### RUSHING

YEAR	G-GS	ATT	YARDS	TD	LONG
2016	1-0	1	3	0	3
2017	1-0	1	-1	0	0
<b>Totals</b>	<b>2-0</b>	<b>2</b>	<b>2</b>	<b>0</b>	<b>3</b>

**JUSTIN MCMILLAN'S CAREER PASSING HIGHS**

Pass attempts: 1 vs. Jacksonville St., 2016  
 Pass completions: 1 vs. Jacksonville St., 2016  
 Pass yards: 19 vs. Jacksonville St., 2016  
 Long pass: 19 vs. Jacksonville St., 2016

**JUSTIN MCMILLAN'S CAREER RUSHING HIGHS**

Rush attempts: 1, 2x (Last: Auburn, 2017; First: Jacksonville St., 2016)  
 Rush yards: 3 vs. Jacksonville St., 2016  
 Long rush: 3 vs. Jacksonville St., 2016

**42 AARON MOFFITT**

**Tight End • 6-2 • 266 • Fr. • RS**  
**Baton Rouge, La. • Catholic High School**

Redshirted as a true freshman in 2017 ... Moved from defensive line to tight end midway through the 2017 season.

**FRESHMAN SEASON (2017)**


Redshirted as a true freshman in 2017.

**HIGH SCHOOL**

Force on the strong side of the defensive line ... Sack machine that can overpower offensive linemen on his way into the backfield ... Consensus three-star prospect ... Ranked as the No. 4 defensive end in Louisiana per Scout ... Rated as the No. 43 player in the state according to Rivals ... Bounced back from elbow and thumb injuries that cost him his first two seasons at Catholic ... Broke out during his junior campaign, logging 54 tackles, 14 tackles for loss and 11 sacks in 2015 ... Earned Louisiana Sports Writers Association Class 5A All-State accolades his junior season, helping to lead the Bears to their first-ever state championship ... Voted District MVP and was a 5A All-State selection his senior year ... Coached by Dale Weiner in high school.

**PERSONAL**

Son of Jill and Tommy Moffitt ... Father Tommy is LSU's director of strength training ... Older brother, Clay, pitched LSU-Eunice to a NJCAA championship his sophomore season and is a member of the LSU baseball team ... His dad has helped lead LSU to 18 straight bowl appearances, four SEC titles and a pair of national titles since joining the staff in 2000 ... Born April 6, 1999 ... Majoring in sport administration.

**49 TRAVEZ MOORE**

**Defensive End • 6-4 • 250 • Jr. • TRF**  
**Bastrop, La • Bastrop High School**  
**Copiah Lincoln Community College**

**PRIOR TO LSU**

The top weakside defensive end prospect in all of junior college in 2017 ... Rated as a four star prospect by the junior college recruiting sites ... Ranked No. 1 weakside defensive end by 247sports ... The No. 1 junior college weakside defensive end and the No. 6 overall prospect on ESPN's JC 50 ... Can play with his hand in the dirt or standing up ... Prepped at Bastrop High School ... Coached at Bastrop High School by Brad Bradshaw and at Copiah Lincoln by Glenn Davis.

**PERSONAL**

Born Oct. 10, 1996 ... Majoring in sport administration.

**30 ERIC MONROE**

**Defensive Back • 6-0 • 197 • So. • 1L**  
**Houston, Texas • North Shore High School**

**REDSHIRT FRESHMAN SEASON (2017)**

Saw action in all 13 games and made his first career start against Auburn ... Finished the season with 14 tackles and a pair of PBUs ... Totaled a career-high five tackles against Auburn ... Also recorded tackles against BYU, Syracuse, Florida, Ole Miss and Tennessee.

**FRESHMAN SEASON (2016)**

Redshirted as a true freshman in 2016.

**HIGH SCHOOL**

One of the nation's top safety prospects in the 2016 class ... Possesses all of the characteristics necessary to be a game-changer at safety: great instincts, ball-hawk, tremendous closing speed, physical and good coverage skills ... Led North Shore to 2015 Texas 6A state title with a 21-14 win over Austin's Westlake ... Had three interceptions as a senior in 2015, including one in the state semifinal game ... Also scored on a 32-yard run in 6A semifinal win over Converse Judson ... Consensus four-star recruit per ESPN, Rivals, Scout, and 247Sports ... Graded as the 86th rated player overall and the nation's fifth-best safety according to ESPN ... Ranked as the No. 12 prospect in the state of Texas and the No. 6 safety according to Rivals ... Invited to The Opening, an all-star summer prospect camp held on the Nike Campus in Oregon ... Participated in the Under Armour All-America Game ... Listed as the fifth-best overall prospect in the Houston area by VYPE Magazine ... Coached by Jon Kay.

**PERSONAL**

Parents are Shari Shalow and Eric Monroe ... Born Oct. 14, 1996 ... Majoring in interdisciplinary studies.

**ERIC MONROE'S CAREER STATISTICS**

YEAR	G-GS	UT	AT	TT	TFL	SACKS	PBU	QBH	INT	FF	FR
2017	13-1	11	3	14	0.0-0	0.0-0	2	0	0	0	0-0
<b>Total</b>	<b>13-1</b>	<b>11</b>	<b>3</b>	<b>14</b>	<b>0.0-0</b>	<b>0.0-0</b>	<b>2</b>	<b>0</b>	<b>0</b>	<b>0</b>	<b>0-0</b>

**18 FOSTER MOREAU**

**Tight End • 6-6 • 255 • Sr. • 3L**  
**New Orleans, La. • Jesuit High School**

Sure-handed tight end who can serve as a threat in the passing game ... Enters his senior season as the top returning tight end and leader on and off the field ... Punishing blocker that plays hard every snap ... Has seen action in 36 games and started 19 games ... Heads into senior season with a chance at breaking into LSU's Top 10 for receptions, receiving yards and receiving TDs by a tight end ... In three years, has accumulated 30 receptions for 357 yards and four TDs ... Graduates in December ... Represented LSU at the 2018 SEC Media Day in Atlanta in July.

**JUNIOR SEASON (2017)**

Started all 13 games at tight end for the Tigers ... Finished fourth on the team in receptions and yards with 24 and 278 respectively ... Tied for the most receiving touchdowns on the team with three ... Caught two touchdown passes against Troy, becoming the first LSU tight end since Richard Dickson in the 2008 BCS Championship Game to catch two touchdowns in a single game ... Had a career-long touchdown reception of 60 yards at Ole Miss ... Totaled a career-high four receptions and 64 yards in the Citrus Bowl against Notre Dame.

**SOPHOMORE SEASON (2016)**

Hauled in a career-long 32-yard catch at Texas A&M ... Logged a nine-yard grab against Florida ... Made his fifth career start at Arkansas ... Had a career day with two receptions for 18 yards against Missouri ... Saw the end zone for the first time in his career after catching a three-yard shuffle pass at Auburn ... Made his first career reception, an 18-yard pass, against Mississippi State.

**FRESHMAN SEASON (2015)**

Played in all 12 games and made his first start at Syracuse ... Also started at Alabama and at Ole Miss ... Returned two kickoffs against Western Kentucky on short kicks ... One of seven true freshmen who saw action in the season opener at Mississippi State.

## HIGH SCHOOL

Rated as a three-star prospect by 247Sports ... Finished his prep career with 87 catches for 1,210 yards and 15 touchdowns ... Hauled in 37 receptions for 550 yards and seven touchdowns as a senior ... Earned LSWA Class 5A All-State Honorable mention and LFCA 5A All-State Second Team ... Helped lead Jesuit to its first state title in more than 50 years as a senior in 2014 ... Caught 35 passes for 475 yards and six TDs as a junior and 15 receptions for 185 yards and two touchdowns as a sophomore ... Averaged 14 points per game and 12 rebounds per game as the starting center on the basketball team his senior year ... Coached by Mark Songy.

## PERSONAL

Full name is Foster Hotard Moreau ... Parents are Tricia and Lyle Moreau ... Born May 6, 1997 ... Has three sisters – Sarah, Claire and Lilly ... Majoring in sport administration ... Chose LSU because he always dreamed of playing in Death Valley ... His mom lettered in volleyball at Tulane in 1984 and 1985.

## FOSTER MOREAU'S CAREER STATISTICS

YEAR	G-GS	REC	YARDS	TD	LONG
2015	12-3	0	0	0	-
2016	11-3	6	79	1	31
2017	13-13	24	278	3	60
<b>Totals</b>	<b>36-19</b>	<b>30</b>	<b>357</b>	<b>4</b>	<b>60</b>

## FOSTER MOREAU'S CAREER RECEIVING HIGHS

Points scored: 12 vs. Troy, 2017  
 Touchdowns: 2 vs. Troy, 2017  
 Receptions: 3, 2x (Last: vs. Troy, 2017; First: vs. Syracuse, 2017)  
 Receiving yards: 60 at Ole Miss, 2017  
 Long reception: 60 vs. at Ole Miss, 2017

## FOSTER MOREAU'S CAREER KICK RETURN HIGHS

Kick returns: 2 vs. Western Kentucky, 2015  
 Kick return yards: 27 vs. Western Kentucky, 2015  
 Long kick return: 24 vs. Troy, 2017



## 81 THADDEUS MOSS

**Tight End • 6-3 • 247 • RS-So. • TRF**  
**Charleston, W.Va. • Mallard Creek High School**  
**(NC State)**

Joined the Tigers in 2017 after a season at NC State ... Sat out due to NCAA transfer rules ... Dad is Randy Moss, who is one of the all-time leading receivers in NFL history and a 2018 inductee into the Pro Football Hall of Fame.

## SOPHOMORE SEASON (2017 at LSU)

Redshirted due to NCAA transfer rules.

## FRESHMAN SEASON (2016 at NC State)

Started in three games at tight end ... Caught his first career TD in the win against Old Dominion ... One of only three true freshmen to start a game for the Pack in 2016.

## HIGH SCHOOL

Played tight end at Mallard Creek High School for coach Michael Palmieri ... Helped lead his team to its third-straight NC 4AA state championship as a senior, with a 49-6 win in the title game ... Squad finished 14-2 and was the No. 1 ranked team in all of North Carolina after the season according to MaxPreps.com ... Totaled 54 receptions for 831 yards and 13 touchdowns his senior season ... Also played varsity basketball ... The No. 123 player nationally regardless of position by Rivals.com ... No. 6 tight end nationally and No. 7 overall player in North Carolina by Rivals.com ... The No. 18 tight end nationally, No. 2 in North Carolina by Scout.com.

## PERSONAL

Born May 14, 1998 ... Father, Randy Moss, is a 2018 NFL Hall of Fame member after playing 14 seasons in the NFL and finishing his career ranked second on the NFL all-time regular season touchdown reception list with 156 ... Randy was a two-time All-American at Marshall and was a first-round draft pick in 1998 ... Majoring in sport administration.



## 2 LOWELL NARCISSE

**Quarterback • 6-2 • 231 • Fr. • RS**  
**St. James, La. • St. James High School**

Dual-threat quarterback with a strong arm and great ability to get out of the pocket ... Bullish running style that is difficult to tackle ... Expected to compete for the starting quarterback spot in 2018.

## FRESHMAN SEASON (2017)

Redshirted as a true freshman in 2017.

## HIGH SCHOOL

Earned four stars from ESPN, Scout and 247Sports ... Listed by ESPN as the No. 105 overall prospect and as the nation's fifth-best dual-threat quarterback for the Class of 2017 ... Ranked No. 227 overall by Scout.com and as the No. 15 quarterback and as the sixth-best prospect in Louisiana ... Rated as No. 249 overall by 247Sports to go along with a No. 9 dual-threat QB rating and as the 10th-best prospect in Louisiana ... Missed all of senior season with a knee injury suffered in preseason jamboree ... Connected on 23-of-36 passes for 296 yards, six touchdowns and no interceptions as a junior in 2015 ... Injured prior to the start of the 2015 and returned late in the year ... Rushed for 305 yards and 4 scores ... Completed 205-of-358 passes for 3,124 yards, 31 TDs and 13 interceptions during his sophomore season ... Rushed for 1,402 yards and 18 TDs ... Converted 122-of-235 passes for 2,013 yards, 27 touchdowns and nine interceptions in his freshman season ... Added 637 rushing yards and 12 TDs ... Named 2016 Homecoming King for St. James High School ... Coached by Dwain Jenkins his first three seasons at St. James and Robert Valdez his senior year.

## PERSONAL

Parents of Stacy Narcisse and the late Lowell Narcisse Sr. ... Has two sisters – Loriel and Lyrice and two brothers – Joe and Lavell ... Born July 27, 1998 ... Majoring in sport administration.



## 28 MANNIE NETHERLY

**Cornerback • 6-3 • 194 • So. • SQ**  
**Crosby, Texas • Crosby High School**

Versatile athlete that originally joined the Tigers as a wide receiver ... Switched to the defensive side of the ball during the spring and 2018 and showed the ability to make plays at cornerback for the Tigers.

## FRESHMAN SEASON (2017)

Appeared in just one game for the Tigers at Chattanooga ... Made the switch from wide receiver to cornerback.

## HIGH SCHOOL

Versatile offensive threat who played quarterback at Crosby High School in Crosby, Texas ... Passed for 1,634 yards and 19 touchdowns as a senior ... Added 612 rushing yards and nine touchdowns ... Consensus four-star prospect as a wide receiver by ESPN, Scout, Rivals and 247Sports ... ESPN rated him No. 192 overall, No. 26 wide receiver and No. 29 prospect in Texas ... Listed No. 254 by Scout.com and as the nation's No. 37 wide receiver, while 247Sports has him ranked No. 256 overall and the No. 37 wide receiver.

## PERSONAL

Parents are Yolanda and Dwight Netherly ... Has two sisters – Ayanna and Paris ... Born Nov. 11, 1998 ... Majoring in sport administration.



## 21 ED PARIS

**Defensive Back • 6-1 • 210 • RS-Sr. • 3L**  
**Arlington, Texas • Mansfield Timberview HS**

Experienced defensive back that will give the Tigers another veteran alongside John Battle at safety ... Granted an additional year of eligibility after his 2017 season was cut short due to an injury ... Fierce competitor with size and strength in coverage ... Possesses good technique, good range and has a knack for going after the ball ... Has played in 40 career games with 25 total tackles and a pair of starts.

### SENIOR SEASON (2017)

Played in the first three games before suffering a season-ending injury and received a medical redshirt ... Totaled a season-high five tackles against Mississippi State ... Also made tackles against BYU in the season opener and against Chattanooga.

### JUNIOR SEASON (2016)

Played in all 12 games and started in two games ... Earned his first career start against Auburn and also started against Southern Miss ... Finished the season with 10 tackles and a pass break-up ... Recorded a season-high three tackles in the start at Auburn ... Also totaled two tackles against Florida.

### SOPHOMORE SEASON (2015)

Played in all 12 games with no starts as a sophomore ... Saw extensive action at cornerback against Western Kentucky and tallied a season-best two solo tackles ... Also made tackles against Syracuse and in the Texas Bowl against Texas Tech.

### FRESHMAN SEASON (2014)

Played in all 13 games with no starts as a true freshman ... Saw majority of his action on special teams ... Finished year with three tackles ... Had one tackle in games against Sam Houston State, New Mexico State and Florida ... Was one of 17 true freshmen to see action for the Tigers in 2014.

### HIGH SCHOOL

One of the nation's top defensive back prospects as a senior at Timberview High School in Mansfield, Texas ... Graduated from high school in December of 2013 and enrolled at LSU for the 2014 spring semester ... Rated a consensus four-star prospect by Rivals.com, Scout.com, ESPN.com and 247Sports.com ... Ranked the No. 8 prospect in the state of Texas by Rivals and ESPN and No. 6 by 247Sports ... Rated as high as the No. 3 safety nationally by 247Sports ... A participant in the U.S. Army All-American game ... One of four finalists for the Lockheed Martin Defensive Back of the Year award ... Tallied 18 tackles with five pass breakups and three interceptions as opposing teams avoided throwing his way during his senior season ... Named Texas APSE Class 5A All-State Honorable Mention after his senior year ... Honored as a first team All-District 7-5A cornerback as well as first team All-DFW area player as a senior ... Earned first team All-State recognition after he recorded 25 tackles, seven interceptions (two returned for TDs), nine pass breakups and two forced fumbles as a junior ... Coached by James Brown.

### PERSONAL

Parents are Karla and Edward Paris Sr. ... Born March 29, 1995, in New Orleans, Louisiana ... Evacuated New Orleans in 2005 when Hurricane Katrina struck ... Majoring in interdisciplinary studies.

### ED PARIS' CAREER STATISTICS

YEAR	G-GS	UT	AT	TT	TFL	SACKS	PBU	QBH	INT	FF	FR
2014	13-0	0	3	3	0.0-0	0.0-0	0	0	0-0	0	0-0
2015	12-0	3	1	4	0.0-0	0.0-0	0	0	0-0	0	0-0
2016	12-2	4	6	10	0.0-0	0.0-0	1	0	0-0	0	0-0
2017	3-0	2	6	8	0.0-0	0.0-0	4	0	0-0	0	0-0
<b>Total</b>	<b>40-2</b>	<b>9</b>	<b>16</b>	<b>25</b>	<b>0.0-0</b>	<b>0.0-0</b>	<b>0</b>	<b>0</b>	<b>0-0</b>	<b>0</b>	<b>0-0</b>

### ED PARIS'S CAREER HIGHS

Tackles: 5 at Mississippi State, 2017  
 Pass breakups: 3 vs. BYU, Sep. 2, 2017



## 80 JAMAL PETTIGREW

**Tight End • 6-7 • 262 • So. • 1L**  
**New Orleans, La. • Saint Augustine High School**

A tight-end who will be looked upon in both the run and passing game ... Allows for mismatches because of his size ... Has played in 13 career games and has one career reception.

### REDSHIRT FRESHMAN SEASON (2017)

Played in all 13 games and made starts against Syracuse, the first of his career, and Arkansas ... Recorded his first career reception for 18 yards against Troy.

### FRESHMAN SEASON (2016)

Did not see action and redshirted the season.

### HIGH SCHOOL

Versatile tight end who will be able to contribute in the running or passing game ... Big frame that will allow for mismatches in the passing game ... Can also set the edge as a blocking tight end ... A four-star prospect by Scout, 247Sports and ESPN ... Rated as the No. 188 national prospect by Scout, No. 219 by ESPN and No. 243 by 247Sports ... Ranked as the seventh-best tight end and the 13th best prospect in Louisiana ... Caught 17 passes for 345 yards and three TDs as a junior ... Followed that with 295 receiving yards as a senior ... Earned a spot in the USA Today All-USA First Team for the state of Louisiana in 2015 ... Participated in the 2016 Semper Fidelis All-American Bowl ... Coached by Al Jones.

### PERSONAL

Parents are Racquel and Curtis Pettigrew ... Born April 22, 1998 ... Majoring in sport administration.

### JAMAL PETTIGREW'S CAREER STATISTICS

YEAR	G-GS	REC	YARDS	TD	LONG
2017	13-2	1	18	0	18
<b>Total</b>	<b>13-2</b>	<b>1</b>	<b>18</b>	<b>0</b>	<b>18</b>

### JAMAL PETTIGREW'S CAREER HIGHS

Receptions: 1 vs. Troy, 2017  
 Receiving yards: 18 vs. Troy, 2017  
 Long reception: 18 vs. Troy, 2017



## 6 JACOB PHILLIPS

**Linebacker • 6-3 • 237 • So. • 1L**  
**Nashville, Tenn. • East Nashville High School**

Hard-hitting linebacker that will make an impact for the Tigers in 2018 ... Showed a great deal of promise as a true freshman, playing in 12 games ... Learning from one of the best inside linebackers in Devin White, who serves as a mentor to LSU's group of young linebackers.

### FRESHMAN SEASON (2017)

Totaled 18 tackles in 12 games played ... Also recorded a half sack, quarterback hurry and PBU ... Finished with a career-high six tackles at Ole Miss ... Had four tackles at Tennessee and three tackles against Syracuse ... Also recorded at least one tackle against BYU, Chattanooga, Florida and in the Citrus Bowl against Notre Dame.

### HIGH SCHOOL

One of the nation's top inside linebackers by 247Sports, Scout and Rivals ... Rated as a five-star recruit according to Rivals and four-star player by ESPN, Scout and 247Sports ... Ranked in the state of Tennessee as the No. 3 player by Rivals and No. 4 by 247Sports ... Nationally ranked as No. 29 by Rivals and No. 46 by 247Sports ... Surpassed 200 career tackles through two seasons of varsity football at East Nashville Magnet High School ... Averaged 12.3 tackles per game in 2016 and finished as the team leader in tackles for loss with seven ... Returned an interception and fumble for a touchdown in the same game during his senior season ... For his career, finished with four interceptions and a fumble recovery in 20 games ... Selected to play in the U.S. Army All-American Bowl ... Earned Tennessee's Mr. Football Award in Class 3A to wrap up his high school career ... Coached by Brian Waite.

**PERSONAL**

Parents are Tami and Derrick Phillips ... Has one older brother, Joshua Phillips ... Born April 1, 1999 ... Majoring in business administration.

**JACOB PHILLIPS' CAREER STATISTICS**

YEAR	G-GS	UT	AT	TT	TFL	SACKS	PBU	QBH	INT	FF	FR
2017	12-0	8	10	18	0.5-1	0.0-0	1	1	0	0	0-0
<b>Total</b>	<b>12-0</b>	<b>8</b>	<b>10</b>	<b>18</b>	<b>0.5-1</b>	<b>0.0-0</b>	<b>1</b>	<b>1</b>	<b>0</b>	<b>0</b>	<b>0-0</b>

**JACOB PHILLIPS' CAREER HIGHS**

Tackles: 6 at Ole Miss, 2017  
Tackles for loss: 0.5 at Ole Miss, 2017



## 25 TAE PROVENS

**Running Back • 6-0 • 187 • Fr. • HS**  
**Gurley, Ala. • Madison County High School**

**HIGH SCHOOL**

Versatile offensive threat that can lineup in the slot or in the backfield ... Is a natural with the ball in his hands in either the passing game or the run game ... Possesses great vision and elite speed ... Three-star prospect by all major recruiting sites ... Rated as the No. 14 overall played in Alabama according to Rivals and is also listed as the No. 27 running back in the country ... 247Sports lists the athlete as Alabama's No. 21 prospect and the No. 56 overall athlete in the country ... Ran for 1,285 yards as a sophomore while splitting carries ... Also caught 46 passes, returned five kicks for scores and tallied 17 touchdowns during the 2015 season ... Followed his stellar sophomore season with 1,264 yards and 17 TDs as a junior in 2016 ... Was limited during his senior season due to injury ... Coached by Scott Sharp.

**PERSONAL**

Born Nov. 12, 1999 ... Majoring in business.



## 51 DARE ROSENTHAL

**Defensive Tackle • 6-8 • 335 • Fr. • HS**  
**Ferriday, La. • Ferriday High School**

**HIGH SCHOOL**

The top-rated defensive tackle prospect in Louisiana ... Dominated at the prep level ... Helped his team to the semifinals of the 2A state playoffs as a senior in 2017 ... Four stars from ESPN, Rivals and Scout ... Listed as the nation's No. 18 overall defensive tackle and ranked as the seventh-best defensive tackle in the south region ... Ranked No. 193 overall by Scout ... Built on his tremendous junior campaign by recording 60 tackles, 30 tackles for loss, six sacks, five quarterback hurries, recovered four fumbles (two for TDs), blocked a field goal and registered an interception as a senior ... Had 56 tackles, including 19 for losses, as a junior in 2016 ... Added seven sacks in 2016 ... Participated in the New Orleans Regional for The Opening in both 2016 and 2017 ... Played on both the offensive and defensive lines under Ferriday High School coach Stanley Smith.

**PERSONAL**

Born Dec. 10, 1999 ... Undecided on a major.



## 8 PATRICK QUEEN

**Linebacker • 6-1 • 220 • So. • 1L**  
**Livonia, La. • Livonia High School**

Another member of LSU's outstanding linebacker crew ... Gives LSU depth at the position as he can play either inside or outside linebacker ... Saw action in 12 games as a rookie, recording six tackles.

**FRESHMAN SEASON (2017)**

Played in 12 games for the Tigers and totaled six tackles ... Matched his season high in tackles with two against Chattanooga, Arkansas and Texas A&M.

**HIGH SCHOOL**

A four-year starter for Livonia who played both linebacker and running back ... Selected as a finalist for the 2016 Warrick Dunn Award, which is presented to the high school player of the year in the Baton Rouge area by WAFB-TV ... A 3A state champion and 2015 All-State selection ... Totaled 1,487 rushing yards and 19 touchdowns ... Finished with 66 tackles, including 42 solo, seven tackles for loss, and six passes broken up ... Racked up 1,731 all-purpose yards his senior season after adding 255 receiving yards ... Began his career with 1,887 rushing yards and a selection to the All-Metro team ... Regarded as a four-star recruit and was in the top-300 of 247Sports, Rivals and ESPN's national rankings ... Listed as No. 8 by Rivals, No. 12 by 247Sports, and No. 14 by ESPN in the state of Louisiana ... Coached by Guy Mistretta.

**PERSONAL**

Born Aug. 13, 1999 ... Majoring in sport administration.

**PATRICK QUEEN'S CAREER STATISTICS**

YEAR	G-GS	UT	AT	TT	TFL	SACKS	PBU	QBH	INT	FF	FR
2017	12-0	2	4	6	0.5-1	0.0-0	0	0	0	0	0-0
<b>Total</b>	<b>12-0</b>	<b>2</b>	<b>4</b>	<b>6</b>	<b>0.5-1</b>	<b>0.0-0</b>	<b>0</b>	<b>0</b>	<b>0</b>	<b>0</b>	<b>0-0</b>

**PATRICK QUEEN'S CAREER HIGHS**

Tackles: 2, 3x (Last: Texas A&M, 2017; First: Chattanooga, 2017)



## 65 JAKORI SAVAGE

**Offensive Lineman • 6-5 • 317 • So. • 1L**  
**Bay Minette, Ala. • Baldwin County High School**

Sophomore left tackle that has improved by leaps and bounds since arriving on campus in 2016 ... Also serves on LSU's special teams protection units.

**REDSHIRT FRESHMAN SEASON (2017)**

Appeared in 11 games on special teams.

**FRESHMAN SEASON (2016)**

Redshirted as a true freshman in 2016.

**HIGH SCHOOL**

Rated as a composite three-star prospect and ranked as the No. 90 offensive tackle in the country ... Rated as the 38th-best player in Alabama according to 247Sports ... Earned first team All-USA honors in the state of Alabama as a senior ... Coached by Nathan McDaniel, who dubbed Savage as a "gentle giant."

**PERSONAL**

Parents are Shelia and James Savage ... Born July 18, 1998 ... Majoring in sport administration.



## 48 DANTRIEZE SCOTT

**Outside Linebacker • 6-5 • 225 • Fr. • HS**  
**Ferriday, La. • Ferriday High School**

### HIGH SCHOOL

Tremendous prospect that starred on both sides of the ball for Ferriday High School ... Given three stars from all major recruiting sites ... Ranked as high as the No. 33 athlete in the state of Louisiana by Rivals and as the No. 95 best-athlete in the country by ESPN 300 ... Played both tight end and defensive end in high school and is listed as a "athlete" among LSU's signees ... Caught 19 passes for 441 yards and eight touchdowns from his tight end position in 2017 ... Also rushed for 48 yards and a pair of TDs on eight carries ... Defensively, the all-around athlete notched 101 total tackles (69 solo and 32 assisted) with 49 tackles for loss, 10 sacks for a loss of 41 yards, and 21 quarterback hurries ... Also forced four fumbles, recovered three fumbles and blocked one punt ... Dual-sport athlete at Ferriday High School where he also played forward for the basketball team ... Coached by Stanley Smith.

### PERSONAL

Born Dec. 26, 1998 ... Majoring in sport administration.



## 34 ZACH SHEFFER

**Tight End • 6-3 • 230 • Fr. • HS**  
**Ponte Vedra Beach, Fla. • Nease High School**

### HIGH SCHOOL

A consensus three-star prospect on 247Sports and ESPN ... Ranked as the No. 26 tight end in the nation and top-100 prospect in the state of Florida by 247Sports ... Finished his senior season with 45 receptions for 607 yards and five touchdowns ... Named to his high school area's All-District Team ... Coached in high school by Tim Krause.

### PERSONAL

Born Dec. 10, 1998 ... Majoring in finance.



## 72 TYLER SHELVIN

**Nose Tackle • 6-3 • 378 • Fr. • RS**  
**Lafayette, La. • Notre Dame High School**

One of the biggest players on the team and one who requires a great deal of attention from opposing linemen ... Has tremendous power with the ability to overpower a center or guard ... Lines up at nose tackle for the Tigers in the 3-4 set and then shifts to defensive tackle in the 4-3 scheme ... Redshirted as a true freshman in 2017.

### FRESHMAN SEASON (2017)

Redshirted as a true freshman season in 2017.

### HIGH SCHOOL

Five-star recruit according to Rivals ... Four-star prospect per 247Sports, Scout and ESPN ... Consensus No. 1 player in Louisiana ... Ranked No. 24 in the ESPN 300 ... Invited to the Under Armour All-America Game where he posted five tackles, including one for a loss ... Voted to the All-USA Louisiana First Team Defense ... Received an invitation to The Opening, a premier Nike showcase camp held in Oregon during the summer ... Member of the boys basketball team at Notre Dame ... Coached by Louisiana High School Hall of Fame coach Lewis Cook at Notre Dame ... Helped the Pioneers to a 13-1 record, including a 7-0 record in district in 2016 ... Coached by former LSU standout Trev Faulk at Northside, who played linebacker for the Tigers from 1999-2001 ... Faulk finished his career with 300 tackles and was a member of LSU's 2001 SEC title team.

### PERSONAL

Born July 22, 1998 ... Majoring in sport administration.



## 67 COLE SMITH

**Center • 6-4 • 275 • Fr. • HS**  
**Pontotoc, Miss. • Pontotoc High School**

### HIGH SCHOOL

Played on both sides of the ball at offensive tackle and defensive end during his time at Pontotoc High School in Mississippi ... A three-star prospect according to 247Sports ... Did not allow a sack between his junior and senior seasons ... During his senior season, totaled 62 pancakes and led Pontotoc High School to an 11-2 record and the 2-4A regional title ... Showed off his versatility by playing tackle, guard and center while in high school ... Coached in high school by Jeff Carter.

### PERSONAL

His dad Brent Smith was an All-SEC offensive lineman at Mississippi State and was picked in the third round of the 1997 NFL Draft by the Miami Dolphins ... He played for three teams Dolphins, 1997-02; New York Jets 2003-04; Jacksonville Jaguars, 2005) over nine years in the NFL, seeing action in 57 games with 30 starts ... Born April 14, 2000 ... Undecided on a major.



## 3 JACOBY STEVENS

**Defensive Back • 6-2 • 216 • So. • 1L**  
**Murfreesboro, Tenn. • Oakland High School**

As a true freshman showed that he could be an asset on either side of the ball as he spent time at both wide receiver and in the secondary in 2017 ... Goes into 2018 looking to settle in the secondary as he will provide quality depth to a loaded defensive backfield.

### FRESHMAN SEASON (2017)

Talented player who split time between wide receiver and safety in his first season ... Saw action in six games and made the start at wide receiver against Troy ... Made his first appearance at safety for the Tigers against Auburn.

### HIGH SCHOOL

The nation's top safety prospect for the Class of 2017 ... Listed as top-rated safety and the No. 2 overall prospect in the state of the Tennessee for 2017 by 247Sports ... Ranked No. 24 overall by 247Sports ... Five-star prospect by 247Sports and Rivals.com ... Rated as a four-star and listed as nation's No. 3 safety and 45th best prospect according to Scout.com ... Under Armour All-America Game participant ... Rated No. 3 overall at his position and No. 26 in the ESPN300 according to ESPN.com ... Racked up 61 tackles, nine interceptions as a senior ... Added 34 receptions for 689 yard and 12 TDs.

### PERSONAL

Born July 19, 1998 ... Majoring in sport administration.

### JACOBY STEVENS' CAREER STATISTICS

YEAR	G-GS	REC.	YDS	TD	LONG
2017	6-1	2	32	0	27
<b>Total</b>	<b>6-1</b>	<b>2</b>	<b>32</b>	<b>0</b>	<b>27</b>

### JACOBY STEVENS CAREER RECEIVING HIGHS

Receptions: 1, 2x (Last: vs. Syracuse, 2017; First: Chattanooga, 2017)  
 Receiving yards: 27 vs. Chattanooga, 2017  
 Long reception: 27 vs. Chattanooga, 2017





## 10 STEPHEN SULLIVAN

**Wide Receiver • 6-6 • 235 • Jr. • 2L**  
**Donaldsonville, La. • Donaldsonville High School**

One of the tallest receivers in school history at 6-foot-6 ... Uses his large frame and outstanding leaping ability to his advantage ... Great hands with the ability to create yards after the catch due to his size and speed ... Has 21 games to his credit with eight starts ... Goes into 2018 with 11 career receptions for 219 yards and one touchdown.

### SOPHOMORE SEASON (2017)

One of the top targets in the passing game with 11 receptions for 219 yards and a touchdown ... Made eight starts and played in all 13 games for the Tigers ... Hauled in his first career reception for a career-long 46 yards against Chattanooga ... Had his first career touchdown pass for 43 yards against Syracuse ... Finished with a pair of receptions for 44 yards against Alabama, 40 yards against Arkansas and 24 yards in the Citrus Bowl against Notre Dame ... Also ended the game with two catches against Troy and one catch against Texas A&M.

### FRESHMAN SEASON (2016)

Played in eight games, including four Southeastern Conference games and the bowl game against Louisville.

### HIGH SCHOOL

Given a four-star ranking by ESPN, Rivals, 247Sports, and Scout ... Earned the No. 1 receiver ranking in Louisiana and listed as the No. 7 receiver nationally according to Scout ... Honored as the 71st-ranked player in the ESPN 300 and the No. 8 player in Louisiana per 247Sports ... Named to the Louisiana All-USA First Team Offense ... Hauled in 57 passes for 987 receiving yards and 11 touchdowns his junior year ... Tallied over 1,000 receiving yards as both a junior and senior ... Member of the Baton Rouge Advocate Super Dozen for 2016 ... Coached by Benny Guilbeaux.

### PERSONAL

Parents are Yvonne and Ronnie Simon ... Born Nov. 28, 1996 ... Majoring in interdisciplinary studies.

### STEPHEN SULLIVAN'S CAREER STATISTICS

#### RECEIVING

YEAR	G-GS	REC.	YDS.	TD	LONG
2016	8-0	0	0	0	0
2017	13-8	11	219	1	46
<b>Total</b>	<b>21-8</b>	<b>11</b>	<b>219</b>	<b>1</b>	<b>46</b>

#### RUSHING

YEAR	G-GS	ATT	YDS	TD	LONG
2016	8-0	0	0	0	0
2017	13-8	2	5	1	4
<b>Total</b>	<b>21-8</b>	<b>2</b>	<b>5</b>	<b>1</b>	<b>4</b>

### STEPHEN SULLIVAN'S CAREER HIGHS

Points scored: 6, 2x (Last: Auburn, 2017; First: vs. Syracuse, 2017)  
 Touchdowns: 1, 2x (Last: Auburn, 2017; First: vs. Syracuse, 2017)

### STEPHEN SULLIVAN'S CAREER RECEIVING HIGHS

Receptions: 2, 3x (Last: Arkansas, 2017; First: vs. Troy, 2017)  
 Receiving yards: 46 vs. Chattanooga, 2017  
 Receiving TDs: 1 vs. Syracuse, 2017  
 Long reception: 46 vs. Chattanooga, 2017

### STEPHEN SULLIVAN'S CAREER RUSHING HIGHS

Rush attempts: 1, 2x (Last: at Alabama, 2017; First: Auburn, 2017)  
 Rush yards: 4 at Alabama, 2017  
 Rush TDs: 1 vs. Auburn, 2017  
 Long rush: 4 at Alabama, 2017



## 24 TYLER TAYLOR

**Linebacker • 6-2 • 238 • So. • 1L**  
**Buford, Ga. • Lanier High School**

Made an immediate impact at linebacker during his true freshman season ... Does just about everything very well from his linebacker spot ... Is great at defending the run and athletic and fast enough to drop into coverage ... Played in all 13 games last year, starting five times.

### FRESHMAN SEASON (2017)

Had an outstanding first season with five starts at middle linebacker: BYU, Syracuse, Ole Miss, Tennessee and Notre Dame ... Played in all 13 games ... Ended the season with 32 tackles and 1.5 sacks ... Recorded at least one tackle in all but one game ... Finished with a season-high six tackles against Troy ... Put together a five-tackle performance on the road at Mississippi State ... Totaled four tackles for the Tigers in wins against Ole Miss and Tennessee.

### HIGH SCHOOL

A four-star recruit by Rivals, 247Sports, Scout and ESPN who accumulated 239 total tackles and 185 tackles as a regular starter during his junior and senior seasons at Lanier High School ... Totaled four interceptions and 11 sacks through 24 games ... Also finished with two receiving touchdowns and 190 all-purpose yards ... A member of the ESPN 300 list at No. 204 ... Ranked No. 8 by Rivals, No. 10 by 247Sports and No. 16 by Scout at the inside linebacker position ... Coached by Korey Mobbs.

### PERSONAL

Son of Akita Taylor ... Born Nov. 11, 1998 ... Majoring in sport administration.

### TYLER TAYLOR'S CAREER STATISTICS

YEAR	G-GS	UT	AT	TT	TFL	SACKS	PBU	QBH	INT	FF	FR
2017	13-5	13	19	32	1.5-4	1.5-4	0	0	0	0	0-0
<b>Total</b>	<b>13-5</b>	<b>13</b>	<b>19</b>	<b>32</b>	<b>1.5-4</b>	<b>1.5-4</b>	<b>0</b>	<b>0</b>	<b>0</b>	<b>0</b>	<b>0-0</b>

### TYLER TAYLOR'S CAREER HIGHS

Tackles: 6 vs. Syracuse, 2017  
 Sacks: 1.5 vs. Syracuse, 2017  
 Tackles for loss: 1.5 vs. Syracuse, 2017



## 93 JUSTIN THOMAS

**Defensive End • 6-4 • 277 • So. • SQ**  
**Spanish Fort, Ala. | Spanish Fort High School**

Hard-working defensive end that will push for playing time in 2018 ... Enrolled at LSU in January of 2017 ... Saw action in two games as a rookie last year.

### TRUE FRESHMAN SEASON (2017)

Played in two games for the Tigers as a true freshman ... Saw action in wins over BYU and Chattanooga ... Did not record any statistics in those games.

### HIGH SCHOOL

Consensus three-star status from ESPN, Scout, Rivals and 247Sports ... Listed as high as the No. 18 defensive end prospect from 247Sports and No. 27 at his position by Rivals.com ... Recorded 57 tackles and seven sacks as a senior ... For career, totaled 152 tackles and 21 sacks for Spanish Fort High School.

### PERSONAL

Born July 7, 1999 ... Majoring in sport administration.



## 43 RAY THORNTON

**Linebacker • 6-3 • 228 • So. • 1L**  
**Killeen, Texas • Shoemaker High School**

Enters this year with the Tigers and he goes into 2018 ready to make an impact at outside linebacker ... Possesses tremendous quickness and toughness ... Started final two games of the 2017 season.

### REDSHIRT FRESHMAN SEASON (2017)

Played six games and started the final two games at outside linebacker ... Finished the season with 10 tackles ... Recorded a season-high three tackles against Texas A&M and in the Citrus Bowl against Notre Dame ... Also finished with two tackles against Tennessee and one tackle against both BYU and Chattanooga.

### FRESHMAN SEASON (2016)

Redshirted as a true freshman in 2016.

### HIGH SCHOOL

Outstanding linebacker prospect who possesses tremendous strength and quickness ... Rated as the nation's 61st-best overall prospect by ESPN ... Four-star rating from ESPN, Scout, and 247Sports ... Ranked No. 195 by 247Sports and No. 259 by Scout ... Invited to the Under Armour All-American Game ... Listed as the nation's 13th-best weak side defensive end prospect and rated as the 31st-best player in the state of Texas for the class of 2016 ... Helped team to a 9-3 overall mark as a senior and the school's first-ever playoff victory ... Key contributor on a Shoemaker High defense that allowed only 15 points a game in 2015 ... Had 57 tackles and 10 sacks in 2015 ... Recorded 61 tackles, 22.5 tackles for loss and five sacks as a junior ... Named District 12-6A Defensive Player of the Year in 2015 ... Named 2015 Killeen Daily Herald All-Area Most Valuable Player ... Coached by Channon Hall.

### PERSONAL

Parents are Danielle and Rahssan Thornton Sr. ... Born Nov. 17, 1997 ... Majoring in sport administration.

### RAY THORNTON'S CAREER STATISTICS

YEAR	G-GS	UT	AT	TT	TFL	SACKS	PBU	QBH	INT	FF	FR
2017	6-2	2	8	10	1.0-3	0.0-0	1	1	0	0	0-0
<b>Total</b>	<b>6-2</b>	<b>2</b>	<b>8</b>	<b>10</b>	<b>1.0-3</b>	<b>0.0-0</b>	<b>1</b>	<b>1</b>	<b>0</b>	<b>0</b>	<b>0-0</b>

### RAY THORNTON'S CAREER HIGHS

Tackles: 3 vs. Texas A&M, 2017

Tackles for loss: 0.5, 2x (Last: Texas A&M, 2017; First: at Tennessee, 2017)



## 36 COLE TRACY

**Placekicker • 5-11 • 182 • Sr. • TRF**  
**Camarillo, Calif. • Newbury Park High School • Assumption College**

### AT ASSUMPTION COLLEGE

One of the top kickers in NCAA Division II football ... Named the winner of the 2017 Fred Mitchell Award which is given annually to the top placekicker in FCS, Division II, Division III and NJCAA for excellence on the field and in the community ... Led NCAA Division II in field goals (27) and field goal percentage (.931) in 2017 ... In 2017, connected on 27-of-29 field goals and made all 67 of extra-point attempts to finish with a school record 148 points ... Nailed a career-long 53 yard field goal in 2017 ... Helped Assumption College to an 11-3 overall mark and reach the quarterfinals of the Division II playoffs ... Kicked three field goals in the 2017 Division II quarterfinal game ... Connected on 68-of-84 field goals in his three years at Assumption College ... Is the only player in NCAA Division II history to kick six field goals in a game twice ... Converted 19-of-29 field goals as in 2016 and was 22-of-26 in 2015 ... Kicked a 52-yard field goal for his longest in 2015 and followed that with a long of 49 yards in 2016.

### HIGH SCHOOL

Prepped at Newbury Park High School where he played both football and soccer ... Set seven school records in high school.

### PERSONAL

Parents are Kent and Pam Tracy ... Has a sister that plays soccer at Monmouth University Born May 2, 1996 ... Pursuing his master's degree in liberal arts.



## 74 BADARA TRAORE

**Offensive Tackle • 6-6 • 310 • Jr. • TRF**  
**Hyde Park, Mass. • Maignon H.S. • ASA College**

Rated by 247Sports as the No. 1 offensive line junior college prospect and the No. 6 overall JUCO player ... A four-star recruit according to ESPN and Scout.com ranked No. 17 in ESPN's JUCO Top 50 ... Named to the First Team All-Offense for the Northeast Football Conference while at ASA College in Brooklyn, N.Y.

### PERSONAL

Born March 12, 1997 ... Majoring in sociology.



## 5 KARY VINCENT JR.

**Cornerback • 5-10 • 182 • So. • 1L**  
**Port Arthur, Texas • Port Arthur Memorial H.S.**

Speedster at cornerback ... Also doubles as a valuable sprinter on LSU's Top 10-ranked track and field team ... Ran the lead leg of LSU's 4x100 meter relay team that captured the 2018 SEC title with a time of 38.76.

### FRESHMAN SEASON (2017)

Appeared in 11 games and made three starts at nickel against Chattanooga, Mississippi State and Syracuse ... Had his first career interception against Chattanooga ... Recorded at least one tackle in the season opener against BYU and in all three starts.

### ON THE TRACK (at LSU)

Served as the lead leg of the 4x100 meter relay all season long when he competed ... Ran lead leg of the 4x100 meter relay that claimed gold at the SEC Championships with a season-best time of 38.76 ... Helped the Tigers win the 4x100 meter relay title at the Pac-12/Big Ten Invitational with a clocking of 38.84 ... Ran the lead leg of the 4x200 meter relay at the Texas Relays to help LSU place second with a time of 1:21.48.

### HIGH SCHOOL

Dynamic corner with great anticipation and closing speed ... Can go stride-for-stride with opposing receivers ... Showcases great bursts of acceleration ... Agile and well-rounded with a playmaking skillset ... Can be lethal in the return game with great athletic and cutback ability ... Four-star recruit per 247Sports, Rivals, ESPN and Scout ... Graded as the No. 12 player overall in Texas by Rivals ... Rated as





**Kary Vincent Jr. ran lead leg of the 4x100 meter relay that claimed gold at the 2018 SEC Championships with a season-best time of 38.76.**

the No. 23 overall prospect and the No. 2 corner in the ESPN 300 ... Invited to the 2017 Under Armour All-America game ... Ranked No. 33 on the Austin American-Statesman's 2017 Fabulous 55 ... Named to the All-USA Texas First Team Defense ... Recorded seven interceptions, returning three of them for four touchdowns his senior season ... Also defended seven passes and a sack ... Showed versatility by running for two touchdowns and hauling in a touchdown catch on offense ... Garnered 51 tackles, picking off five passes and returning two kicks for touchdowns during his junior campaign ... Coached by Kenny Harrison.

**PERSONAL**

Son of Kary Vincent Sr., who played wide receiver for Texas A&M and was drafted in the sixth round by the New Orleans Saints ... Born Feb. 27, 1999 ... Majoring in sport administration.

**KARY VINCENT JR.'S CAREER STATISTICS**

YEAR	G-GS	UT	AT	TT	TFL	Sacks	PBU	QBH	INT	FF	FR
2017	11-3	4	5	9	0.0-0	0.0-0	1	0	1	0	0
<b>Total</b>	<b>11-3</b>	<b>4</b>	<b>5</b>	<b>9</b>	<b>0.0-0</b>	<b>0.0-0</b>	<b>1</b>	<b>0</b>	<b>1</b>	<b>0</b>	<b>0</b>

**KARY VINCENT JR.'S CAREER HIGHS**

Interceptions: 1, Chattanooga, Sep 9, 2017  
Tackles: 3, twice (Last: Syracuse, Sep 23, 2017; First: at Miss. State, Sep 16, 2017)  
Pass breakups: 1, vs. BYU, Sep 2, 2017



**46 ZACH VON ROSENBERG**

**Punter • 6-5 • 250 • So. • 1L**  
**Lake Charles, La. • Zachary High School**

**2017 Freshman All-SEC**  
**2017 SEC Special Teams Player of the Week (at Tennessee)**

One of the oldest player on the team at 27 years old ... Former baseball standout that was picked in the sixth round of the 2009 MLB Draft out of high school ... Spent six years in the Minor Leagues as a pitcher, compiling a 15-25 record in all levels of minor league baseball... Retired from baseball following the 2014 season and joined the LSU football team as a walk-on tight end/punter in 2016.

**REDSHIRT FRESHMAN SEASON (2017)**

The Tigers' punter in 11 games with 36 punts for 1,548 and an average of 43 yards per punt ... Named to the Freshman All-SEC team ... Boomed four punts for 50 or more yards, including one for 60 yards against Tennessee ... Was named the SEC Special Teams Player of the week after kicking five punts for 246 yards and an average of 49.2 yards in the driving rain ... Also forced the Volunteers to muff two

punts in the game ... Averaged 43 yards on seven punts and pinned Alabama inside its 10 with a career-long 52-yard punt.

**FRESHMAN SEASON (2016)**

Redshirted as a true freshman in 2016.

**PERSONAL**

Moved from Lake Charles, Louisiana to Zachary in 2009 due to Hurricane Rita ... Punted for Zachary High School ... Majoring in interdisciplinary studies.

**ZACH VON ROSENBERG'S CAREER STATISTICS**

YEAR	G-GS	NO.	YARDS	AVG	LONG
2017	11-0	36	1548	43.0	60
<b>Total</b>	<b>11-0</b>	<b>36</b>	<b>1548</b>	<b>43.0</b>	<b>60</b>

**ZACH VON ROSENBERG'S CAREER HIGHS**

Punt attempts: 7 at Alabama, 2017  
Punt yards: 301 at Alabama, 2017  
Longest punt: 60 at Tennessee, 2017



**88 JACORY WASHINGTON**

**Tight End • 6-6 • 248 • Sr. • 1L**  
**Westlake, La. • Westlake High School**

**2018 LSU Graduate (Sports Administration)**

Veteran tight end that is coming off his best season in a LSU uniform in 2017 ... Valuable member of LSU's special teams as well ... For career, has played in nine games with no starts ... Graduated in August of 2018 with a degree in sports administration.

**JUNIOR SEASON (2017)**

Played in eight games with no starts ... Caught first pass of career against Troy, hauling in a 6-yard reception.

**SOPHOMORE SEASON (2016)**

Saw action in one game ... Made his first career appearance against Arkansas.

**REDSHIRT FRESHMAN SEASON (2015)**

Did not see game action as a redshirt freshman in 2015.

**FRESHMAN SEASON (2014)**

Redshirted as a true freshman in 2014.

**HIGH SCHOOL**

A consensus four-star recruit by ESPN.com, Rivals.com, 247Sports and Scout.com ... Ranked as the No. 4 tight end in the nation by Rivals and 247Sports and the No. 5 tight end by ESPN ... Selected as an Under Armour All-American and participated in the all-star game where he caught two passes for 36 yards and a touchdown ... Possesses great athleticism as he won the Under Armour Skills Challenge ... Recorded 36 receptions for 518 yards and three touchdowns as a senior ... Hauled in 18 catches for 419 yards and five touchdowns on the way to earning Class 3A First-Team All-State honors as a junior ... Member of The Baton Rouge Advocate Second Dozen ... Standout basketball player at Westlake High School ... Coached by Shawn Demeritt.

**PERSONAL**

Parents are Yolanda Washington and Waddell Kelly ... Born Dec. 5, 1994 ... Graduated in August of 2018 with a degree in sport administration.

**JACORY WASHINGTON'S CAREER HIGHS**

YEAR	G-GS	Rec.	YDS.	TD.	Long
2017	8-0	1	6	0	6
<b>Total</b>	<b>8-0</b>	<b>1</b>	<b>6</b>	<b>0</b>	<b>6</b>

**JACORY WASHINGTON'S CAREER HIGHS**

Receptions: 1, Troy, Sep 30, 2017  
Receiving yards: 6, Troy, Sep 30, 2017 (1 reception)  
Long reception: 6, Troy, Sep 30, 2017



## 40 DEVIN WHITE

**Linebacker • 6-1 • 240 • Jr. • 2L**  
**Springhill, La. • North Webster High School**

### 2017 Team MVP

2017 All-SEC First Team (Coaches, AP)  
 2017 Second team All-America (FWAA, USA Today)  
 2017 SEC Defensive Player of the Week (at Florida)  
 2017 SEC Defensive Player of the Week (vs. Auburn)  
 2017 SEC Defensive Player of the Week (vs. Arkansas)  
 2017 SEC Defensive Player of the Week (vs. Texas A&M)  
 2017 Chuck Bednarik National Player of the Week (vs. Auburn)  
 2016 SEC All-Freshman Team (Coaches)

Making his mark as the next great linebacker at LSU ... Regarded as one of the top linebackers in the nation and will be a candidate for the Butkus Awards as the top linebacker in college football ... Great leader on and off the field ... Named a permanent team captain for the 2017 team ... Owns 163 tackles for his career in 25 games played and in 13 starts ... Became the first player in Southeastern Conference history to be named the league's defensive player of the week four times in one season ... Has a knack for finding the football and has proven to be effective against both the run and pass ... Thrives in a physical contest ... A converted running back who possesses tremendous footwork to go with good ball skills ... Off the field, uses his Sundays during the season to ride his horse, Daisy Mae, a Tennessee Walker ... Daisy Mae is housed at the BREC Stables just a mile off campus ... In all, has seven horses – the other six are housed at his family's farm in Cotton Valley, Louisiana ... Enters 2018 season needing only two more semesters to graduate.

### SOPHOMORE SEASON (2017)

One of the top linebackers in the nation with a league-best 133 tackles ... Became the first LSU player to lead the league in tackles since going back to the mid 1980's when tackles became an NCAA Stat ... Led the team in tackles for loss with 14 for 56 yards ... Started in all 13 games at outside linebacker and led the squad in tackles in 10 games ... Earned All-SEC first team honors by both the league coaches and AP ... Totaled eight double-digit tackle games to tie Bradie James for the most in a single season in school history ... Double-digit tackle games came against Mississippi State (11), Syracuse (13), Troy (11), Florida (13), Auburn (15), Arkansas (14), Tennessee (11) and Texas A&M (13) ... Had his first career interception against the Aggies ... Totaled 4.5 sacks on the season and had at least one whole sack against Florida, Auburn and in the Citrus Bowl against Notre Dame.

### FRESHMAN SEASON (2016)

Played in all 12 games as a true freshman ... Earned Freshman All-SEC honors after registering 30 tackles, which included 3.0 tackles for loss ... Added a sack for a 19-yard loss, forced a fumble and recovered a fumble ... Had breakout game in 29-9 win over Louisville when he posted five tackles and sacked Heisman Trophy quarterback Lamar Jackson for a 19-yard loss in the first quarter ... Had four tackles to go with a forced fumble and a fumble recovery in win over Texas A&M on Thanksgiving Night ... LSU scored a TD two plays after his fumble recovery in the second quarter against the Aggies, giving the Tigers a 20-7 lead just before halftime ... Had career-best six tackles, including a tackle for a loss, in win over Southern Miss ... Had four tackles in wins over Missouri and Arkansas ... Posted three tackles, including one for a one-yard loss, against Alabama ... Standout on special teams as well, finishing with 10 tackles on LSU's coverage unit – the second-highest total among all players on the team.

### HIGH SCHOOL

Consensus four-star recruit per Rivals, ESPN, 247Sports, and Scout ... Graded as the No. 3 Athlete on ESPN ... Ranked as the No. 12 prospect in Louisiana according to Rivals ... Invited to The Opening, an all-star summer prospect camp held on the Nike Campus ... Wrapped up his senior year with 31 rushing touchdowns and 1,650 yards rushing on 208 carries ... Added 12 receptions for 215 yards and two TDs in 2015 ... Also made an impact at linebacker during his prep career, finishing with 192 tackles ... Rushed for 5,031 yards and 81 TDs during his high school career ... Member of the Baton Rouge Advocate Super Dozen for 2016 ... Coached by John Ware.

### PERSONAL

Parents are Coesha Standokes-White and Carlos Thomas ... Born Feb. 17, 1998 ... Majoring in sport administration.



### DEVIN WHITE'S CAREER STATISTICS

YEAR	G-GS	UT	AT	TT	TFL	SACKS	PBU	QBH	INT	FF	FR
2016	12-0	15	15	30	3.0-21	1.0-19	0	0	0	1	1-0
2017	13-13	37	96	133	14.0-56	4.5-30	3	5	1	0	1-0
<b>Totals</b>	<b>25-13</b>	<b>52</b>	<b>111</b>	<b>163</b>	<b>17.0-77</b>	<b>5.5-49</b>	<b>3</b>	<b>5</b>	<b>1</b>	<b>1</b>	<b>2-0</b>

### DEVIN WHITE'S CAREER HIGHS:

Interceptions: 1 vs. Texas A&M, 2017  
 Long interception return: 3 vs. Texas A&M, 2017  
 Tackles: 15 vs. Auburn, 2017  
 Sacks: 1.0, 4x (Last: vs. Notre Dame, 2017; First: vs. Louisville, 2016)  
 Tackles for loss: 2.5 at Tennessee, 2017, (1-1)  
 Fumbles forced: 1 at Texas A&M, 2016  
 Fumbles recovered: 1, 2x (Last: vs. Troy, 2017; First: at Texas A&M, 2016)  
 Pass breakups: 1, 3x (Last: at Ole Miss, 2017; First: vs. Syracuse, 2017)



## 29 GREEDY WILLIAMS

**Cornerback • 6-2 • 182 • So. • 1L**  
**Shreveport, La. • Calvary Baptist Academy**

- 2017 Third Team All-America (AP)
- 2017 Freshman All-SEC (Coaches)
- 2017 First-Team All-SEC (Media)
- 2017 Second Team All-SEC (Coaches)

Continuing the tradition of DBU as one of the top lockdown corners in all of college football ... Cornerback with a big frame ... Has great instincts and tremendous ball skills ... Finished with six interceptions to lead the Southeastern Conference and finish with the third most in the country ... Became the first LSU player since Craig Steltz in 2007 to lead the SEC in interceptions ... His 1.3 passes defended per game were amongst the best in the SEC and in the nation ... The third player in the SEC since 2008 to lead the league in passes defended and interceptions ... Full name is Andraez but goes by Greedy ... Grandmother nicknamed him Greedy when he was young ... Older brother Rodarius is a starting cornerback for Oklahoma State ... Grew up playing youth league football with Devin White.

### REDSHIRT FRESHMAN SEASON (2017)

The top freshman cornerback in all of college football ... Started every game at left cornerback for LSU ... Totaled six interceptions for 32 return yards ... Finished with 38 tackles, 17 passes defended and 11 pass breakups ... Intercepted passes against BYU, Chattanooga, Arkansas and Texas A&M for no return ... Took the opening pass against Syracuse 28 yards for his third interception of the year ... Also had an interception for four yards in the Citrus Bowl against Notre Dame.

### FRESHMAN SEASON (2016)

Did not see action and received a redshirt.



### HIGH SCHOOL

Four-star defender by Scout, 247Sports, and ESPN ... Given a three-star rating by Rivals ... Listed as the No. 135 overall prospect nationally by Scout, No. 227 by 247Sports and No. 268 by ESPN ... Ranked as the nation's No. 20 cornerback prospect and Louisiana's 13th best player according to 247Sports ... Led Calvary Baptist to a 9-3 overall record as a senior ... Played a key role in Calvary Baptist capturing back-to-back state titles in 2013 and 2014 ... Finished prep career with 170 tackles, 10 pass breakups and five interceptions ... Had 47 tackles and two interceptions as a senior ... Named to the All-USA Louisiana football team his senior year ... Coached by John Bachman Sr.

### PERSONAL

Mom is LaKeshia Williams ... Born Dec. 3, 1997 ... Majoring in sport administration ... His older Rodarius is a starting cornerback at Oklahoma State.

### GREEDY WILLIAMS' CAREER STATS

YEAR	G-GS	UT	AT	TT	TFL	SACKS	PBU	QBH	INT	FF	FR
2017	13-13	26	12	38	1.5-3	1.0-1	11	1	6	0	0-0
<b>Total</b>	<b>13-13</b>	<b>26</b>	<b>12</b>	<b>38</b>	<b>1.5-3</b>	<b>1.0-1</b>	<b>11</b>	<b>1</b>	<b>6</b>	<b>0</b>	<b>0-0</b>

### GREEDY WILLIAMS' CAREER HIGHS:

- Interceptions: 1, 5x (Last: vs. Notre Dame, 2017; First: vs. BYU, 2017)
- Long interception return: 28 vs. Syracuse, 2017
- Tackles: 7 vs. Syracuse, 2017
- Tackles for loss: 1.5 at Tennessee, 2017
- Pass breakups: 3 vs. Chattanooga, 2017



## 61 CAMERON WIRE

**Offensive Tackle • 6-7 • 294 • Fr. • HS**  
**Gonzales, La. • East Ascension High School**

### High School

Four-star prospect according to ESPN and three-star prospect by 247Sports ... Rated as the No. 40 offensive tackle in the class and the No. 23 overall player in the state of Louisiana by ESPN ... The No. 15 player in Louisiana No. 31 offensive tackle in the nation by 247Sports ... Coached in high school by Darnell Lee.

### Personal

Born Feb. 23, 2000 ... Undecided on a major.



# Ed Orgeron

Head Coach

@Coach\_EdOrgeron

Overall Record: 31-33 • LSU Record: 15-6 (Third year)

Ed Orgeron grew up a Tiger fan. He developed a passion for the Tigers at an early age, becoming a fan of some of the all-time LSU greats in the 1970s. Players like Bert Jones, Ronnie Estay, Tommy Casanova and Charles Alexander ignited a purple and gold fire under Orgeron that still burns today.

Now in his second full season as head coach of the Tigers, Orgeron has leveraged his passion and love for LSU into a determination and drive that sees him spend nearly every waking moment focused on LSU football and his vision for the program. Winning championships will always be the goal for the program, but it's what Orgeron and his staff are doing to develop and mentor players off the field, in an atmosphere that fosters inclusion and accountability, that will ultimately set Tigers apart.

Orgeron is a tireless recruiter, considered by many to be the best in the business at the craft. In 21 games as head coach of the Tigers, Orgeron has proven time and time again that he's much more than just a recruiter, he's a versatile head coach with all of the qualities necessary to lead the Tigers back to national prominence.

His quick impact on the LSU program was evident in 2016 when he was elevated from defensive line coach to interim head coach just four games into the season. The results were immediate and impressive, turning a 2-2 team with little confidence following a loss at Auburn, into a squad that played with swagger and energy. Orgeron earned the title of permanent head coach on November 26, 2016, two days after LSU beat Texas A&M, 54-39 to wrap up the regular season with a 7-4 mark, which included a 5-2 mark under Coach O. He's the first Louisiana born LSU head coach of the Tigers since Jerry Stovall in the early 1980s.

With a "One Team, One Heartbeat" motto and high-energy practices that focus on being crisp and efficient, the players have bought into the Orgeron system, both on and off the field and the results are hard to ignore. Orgeron



has guided the Tigers to a 15-6 overall mark in his 21 games as the LSU head coach, which includes a 7-3 record against SEC Western Division opponents and six victories against teams ranked in the Top 25. Of LSU's six losses under Orgeron, three have come by six points or less and two others came against the nation's No. 1 ranked team. Furthermore, of Orgeron's 15 LSU wins, 10 have come against SEC foes and 12 have been by double-digits.

In 2017, Orgeron led the Tigers to a 9-4 overall mark, a second straight appearance in the Citrus Bowl and a No. 18 final national ranking. While LSU came up just short in claiming a 10-win season, Orgeron and the Tigers gave plenty of reasons to show that the program is on the rise. A total of 20 true freshmen – the second-highest figure nationally – saw playing time for the Tigers last year and the group of rookies combined for 44 starts.

All 20 of those true freshmen return in 2018, combined with a defense that returns eight starters, including All-America linebacker Devin White and



All-America cornerback Greedy Williams. Throw in a signing class the saw the Tigers load up on offensive and defensive linemen, a must in order to compete in the rugged SEC, and that nation's No. 1-ranked wide receiver class, and Orgeron and LSU have the making for a team ready to make a run in 2018.

### THE COACH O WAY

With the "One Team. One Heartbeat" motto, the Tigers seemingly became a different team overnight under Orgeron and the results that LSU sought soon followed. As the head coach of the Tigers, Orgeron said he was going to "flip the script" and he assigned a theme for the daily practices. The purpose of the descriptive practice themes for each day during the week is one of the ways that Orgeron and his staff hold the players accountable and focused both prior to and during the workout. The daily practice nicknames are as follows: Tell the Truth Monday, Competition Tuesday, Turnover/No Turnover Wednesday, No Repeat Thursday and Focus Friday.

Orgeron has also opened the doors for former LSU players to come back and be active in the program. Having former players actively involved is a way for the current Tigers to get a better understanding of who helped build the foundation for the program, while also letting them see first-hand what it means to be a LSU Tiger and the responsibility that goes along with it. It's



worked as rarely a day that goes by where a former Tiger isn't seen at practice or walking the halls of the football facility interacting with the current team and staff. Coach O also recently hired former LSU great Kevin Faulk as the team's director of player development.

### THE 2017 SEASON

Coach Orgeron's first year at LSU saw the Tigers go 9-4 overall and post a 6-2 mark in league play. LSU opened the season shutout of BYU in New Orleans followed by a win over Chattanooga. LSU stood at 3-1 after a win over Syracuse in Tiger Stadium, but the Tigers fell to 3-2 following a loss to Troy. It was then that Orgeron did perhaps his best coaching job as he showed no panic and rallied an LSU team the responded by winning six of its last seven games. Included in that stretch of games was a road win over Florida the week after the Troy loss, followed by a 20-point comeback win over Top 10 Auburn in Tiger Stadium.

The lone blemish over the final two months of the season was a 24-10 setback to top-ranked Alabama in Tuscaloosa, a game that saw the Tigers outplay, outgain, and beat the Crimson Tide in every category except the final score, and while there are no moral victories for the LSU football program, it was a performance that validated the direction the program was headed. With Orgeron now leading the way, the born and bred Louisiana native who is purple and gold to the core - has his team believing that every time they step on the field, they are going to not only win, but play with a passion and energy that will be unmatched.

LSU wrapped up the month of November with three 20+ point wins over SEC opponents Arkansas, Tennessee, and Texas A&M. It's only the second time in school history, and the first since 1949, that LSU has won three league games in November by 20 points or more. LSU dominated Arkansas for the second straight year, beating the Razorbacks 33-10 after a 38-10 victory over the Hogs in 2016. In a rain-soaked game in Knoxville, LSU was again dominant in a 30-10 victory over Tennessee to claim win No. 8 marking the 18th straight season of at least eight wins for the Tigers. LSU closed out the regular season with another impressive win, rolling up 601 yards in a 45-21 victory over Texas A&M. It marked LSU's sixth straight win over the Aggies since Texas A&M joined the SEC in 2012.

LSU closed out the year with its 18th straight bowl appearance as the Tigers dropped a last-second decision to Notre Dame in the Citrus Bowl. Still, LSU finished with a 9-4 overall mark and ranked in the final national polls for the third straight year and the ninth time in 10 years.

Off the field, LSU's academic achievement reached a historic high for the school as the Tigers' most recent Graduation Success Rate hit 78 percent, the highest total on record in school history. The 78 percent is far better than the national average of 44 percent and validates that LSU Football is about competing for championships on the field and ensuring that its players leave with a college degree.



## Once a Tiger, Always a Tiger

### THE ORGERON FILE

Year at LSU: Fourth (second as head coach)

Birthdate: July 27, 1961, in Larose, La.

Wife: Kelly

Children: Tyler, Parker, Cody

High School: South Lafourche High School (Galliano, La.)

College: Northwestern State (La.), 1984

### YEAR-BY-YEAR HEAD COACHING RECORD

YEAR	SCHOOL	OVERALL RECORD
2005	Ole Miss	3-8
2006	Ole Miss	4-8
2007	Ole Miss	3-9
2013	Southern Cal	6-2
2016	LSU	6-2
2017	LSU	9-4
Overall		31-33

### PLAYING EXPERIENCE

1981-84 Northwestern (La.) State (defensive line)

### COACHING EXPERIENCE

1984	Northwestern (La.) State (graduate assistant)
1985	McNeese State (graduate assistant)
1986-87	Arkansas (assistant strength coach)
1988-92	Miami (Fla.) (graduate assistant, 1988; defensive line 1989-92)
1994	Nicholls State (linebackers)
1995-97	Syracuse (defensive line)
1998-2004	Southern Cal (defensive line, 1998-2002; recruiting coordinator, 2001-04)
2005-07	Ole Miss (head coach)
2008	New Orleans Saints (defensive line)
2009	Tennessee (defensive line/recruiting coordinator)
2010-12	Southern Cal (defensive coordinator/defensive line/recruiting coordinator, 2010-13; interim head coach, 2013)
2015-	LSU (defensive line; recruiting coordinator, 2016; interim head coach, Sept. 25, 2016, head coach, Nov. 26, 2016)

### BOWL EXPERIENCE

SEASON	BOWL	TEAM	OPPONENT	RESULTS
<b>AS ASSISTANT COACH</b>				
1986	Orange	Arkansas	Oklahoma	L, 42-8
1987	Liberty	Arkansas	Georgia	L, 20-17
1988	Orange	Miami	Nebraska	W, 23-3
1989	Sugar	Miami	Alabama	W, 33-25
1990	Cotton	Miami	Texas	W, 46-3
1991	Orange	Miami	Nebraska	W, 22-0
1992	Sugar	Miami	Alabama	L, 34-13
1995	Gator	Syracuse	Clemson	W, 41-0
1996	Liberty	Syracuse	Houston	W, 30-17
1997	Fiesta	Syracuse	Kansas State	L, 35-18
1998	Sun	Southern Cal	TCU	L, 28-19
2001	Las Vegas	Southern Cal	Utah	L, 10-6
2002	Orange	Southern Cal	Iowa	W, 38-17
2003	Rose	Southern Cal	Michigan	W, 28-14
2004	Orange	Southern Cal	Oklahoma	W, 55-19
2009	Chick-fil-A	Tennessee	Virginia Tech	L, 37-14
2012	Sun	Southern Cal	Georgia Tech	L, 21-7
2015	Texas	LSU	Texas Tech	W, 56-27
<b>AS HEAD COACH</b>				
2016	Citrus	LSU	Louisville	W, 29-9
2017	Citrus	LSU	Notre Dame	L, 21-17

### OFFSEASON MOVES

Coach O bolstered his staff during the offseason with the promotion of Steve Ensminger to offensive coordinator/quarterbacks coach. It will be Ensminger's second stint as offensive coordinator under Orgeron as he held that spot for eight games during the head coach's transition year in 2016. Under Ensminger, LSU's offense thrived, setting numerous records and proving that he is the right man for the job.

He also added longtime NFL veteran and former LSU assistant Jerry Sullivan to the staff on a fulltime basis as the senior offensive assistant and passing game coordinator. Sullivan, who spent 2017 as a consultant for LSU, won a pair of SEC titles with the Tigers as wide receivers coach in 1986 and 1988 and then spent 25 years coaching the NFL where he helped the Chargers reach the Super Bowl during the 1994 season.

James Cregg, another coach with NFL experience, joined the staff and his impact has already paid off as the offensive line is expected to be one of the strengths for the Tigers this year. Cregg joined LSU after six years in the NFL where he was part of a Denver Broncos team that won Super Bowl 50. Defensively, Bill Busch, who spent three years working alongside Dave Aranda at Wisconsin and Utah State, joined the Tiger staff as safeties coach. Greg McMahon, who won a Super Bowl with the Saints and spent 11 years coaching special teams for the franchise, was elevated from analyst in 2017 to LSU's special teams coordinator in 2018.

### COACH O AS LSU'S INTERIM COACH

Coach O took over as LSU's interim coach the week of the Missouri game in 2016. The impact he had on the program was immediate. His first duty as LSU's new head coach was to appoint veteran assistant and former LSU quarterback Steve Ensminger from tight ends coach to offensive coordinator and quarterbacks coach. The move paid off right away as Ensminger injected life into the Tiger's offense by diversifying the play calling and bringing a culture of inclusion to the offensive staff room. Seldom used wide receivers DJ Chark and Russell Gage – who later went on to become NFL Draft picks – were spotlighted on offense to compliment an already explosive running game led by Leonard Fournette and Derrius Guice.

In eight games under Orgeron in 2016, LSU set offensive records for most yards in an SEC game (634 vs. Missouri), longest scoring play from scrimmage (Derrius Guice 96-yard TD run vs. Arkansas), and twice set the school single-game rushing record (Leonard Fournette 284 yards vs. Ole Miss, Derrius Guice 285 yards vs. Texas A&M).

Defensively, LSU held opponents scoreless for 15 of 32 quarters under Orgeron and limited the opposition to an average of 15.3 points per game over the eight contests. In 12 games, LSU allowed only 16 touchdowns all season, which led the nation. The Tigers also gave up just 1.3 TDs a contest, also first nationally.





## ORGERON COACHING HISTORY

Orgeron, a native of Larose, Louisiana, is LSU's 33rd head football coach, and the first Louisiana native to serve as head coach of the Tigers since West Monroe native Jerry Stovall held the position for four seasons in the early 1980s.

Orgeron, who has also served as head coach at Ole Miss and Southern Cal, is 15-6 at LSU. His career mark as a collegiate head coach is 31-33, however he's 21-8 over his last 29 games. Orgeron went 6-2 as Southern Cal's interim head coach in 2013, taking over a USC team that stumbled to a 3-2 mark over the first five games of the year. Orgeron rallied the Trojans as USC closed out the regular season with wins in six of its final eight games, which included a victory over fifth-ranked Stanford along with double-figure Pac-12 wins against Utah, Oregon State, California and Colorado.

In his first game as LSU's permanent head coach, Orgeron guided the Tigers to a 29-9 win over No. 13 Louisville and its Heisman Trophy quarterback Lamar Jackson in the Buffalo Wild Wings Citrus Bowl.

The win against Louisville capped a remarkable turnaround for the Tigers under Orgeron, who assumed the role as interim coach of the Tigers a day after a disappointing 18-13 setback at Auburn.

Orgeron originally joined the Tiger staff in 2015 as defensive line coach, before adding the title of recruiting coordinator in the spring of 2016.

Prior to joining the LSU staff, Orgeron's last coaching stop came at Southern Cal where he served as recruiting coordinator and defensive line coach for the Trojans for four years (2010-13). Orgeron was elevated to interim head coach at USC for the final eight games of the 2013 season, leading the Trojans to a 6-2 mark over that span.

Orgeron served two stints at Southern Cal, the first as the Trojans' defensive line coach from 1998 to 2004. Orgeron coached under Paul Hackett at USC for three years from 1998 to 2000 and was one of just a handful of coaches retained by Pete Carroll when he took over as the Trojans' head coach in 2001.

He added the title of recruiting coordinator for USC in 2001 and helped the Trojans to top five signing classes for three straight years from 2002-04. Rivals.com and Sporting News named him the 2004 National Recruiter of the Year.

On the field, Orgeron was part of a Southern Cal staff that led the Trojans to a 12-1 mark and an AP National Championship in 2003 and a 13-0 record and another national title in 2004.

Orgeron left USC in 2005 to become the head coach at Ole Miss, where he went 10-25 in three years with Rebels from 2005-07.

Orgeron spent the 2008 season coaching the defensive line for the New Orleans Saints and then joined Tennessee as defensive line coach and recruiting coordinator in 2009. He returned to Southern Cal following the 2009 season.

Orgeron made a name for himself as a top defensive line coach at the University of Miami from 1988-92, where he coached eight All-Americans, including NFL first rounders Cortez Kennedy, Russell Maryland and Warren Sapp. In 1988, he was a graduate assistant at Miami, working with the defensive line. During his tenure, the Hurricanes won the national championship twice (1989 and 1991), finished second in the AP poll once (1988) and third twice (1990 and 1992) while appearing in five New Year's Day bowls (1989 Orange, 1990 Sugar, 1991 Cotton, 1992 Orange, 1993 Sugar). Orgeron also was a graduate assistant at Northwestern (La.) State, his alma mater, in 1984 and McNeese State in 1985, working with the defensive line at both schools, then was an assistant strength coach at Arkansas for two years (1986-87).

As a player, Orgeron was a four-year starter on the defensive line for Northwestern State, captaining the Demons as a senior in 1983. He received his bachelor's degree in liberal arts from Northwestern State in 1984. In 2007, Orgeron was named to the Northwestern State Top 100 Players which was part of the school's Centennial Football Celebration.

He starred in football, basketball and track at South Lafourche High in Galliano, La. On the big screen, Orgeron played himself in the 2009 Oscar-nominated movie, "The Blind Side."

Born July 27, 1961, he and his wife, Kelly, have three sons, Tyler, and twins Parker and Cody. Tyler is a member of the LSU football coaching staff, while twins Parker and Cody just completed their second season as part of the McNeese State football team. Parker is a starting wide receiver for the Cowboys, while Cody is competing for snaps at quarterback heading into his redshirt sophomore season in 2018.



# Dave Aranda

Associate Head Coach/Defensive Coordinator/Linebackers

@CoachDaveAranda

Dave Aranda, widely considered one of the top defensive minds in all of football, enters his third season as LSU's defensive coordinator in 2018. Aranda coaches the linebackers as well as serving as associate head coach to Ed Orgeron.

In two years with the Tigers, Aranda's defense has proven to be among the best in the nation as LSU has yielded just 43 touchdowns in 25 games (1.7 per game). Overall in 25 games under Aranda, LSU's defense has limited to opponents to a touchdown or fewer 14 times.

In his second season with the Tigers in 2017, Aranda's defense featured 12 players that started their first career game at some point during the year, which included six in the season-opening shutout of BYU. Overall, nine true freshmen along with four redshirt freshmen played significant snaps for the Tigers last year and combined for 38 starts (21 by true freshmen, 17 by redshirt freshmen).

Still, with all of that youth on the field, LSU ranked among the SEC leaders in nearly every major defensive category. LSU finished ranked among the top 5 in the SEC in pass efficiency (No. 2 at 110.9 rating), rush defense (No. 3 at 128.5 yards per game), scoring defense (No. 4 at 18.9 points per game) and total defense (No. 4 at 316.2 yards per game). LSU allowed only 11 passing TDs all year, which ranked No. 2 in the league and tied for fifth nationally.

Individually, sophomore linebacker Devin White – in his first season as a starter – led the SEC in tackles (133) and earned second team All-America honors, while redshirt freshman Greedy Williams topped the league in interceptions (6) and earned third team All-America recognition. Cornerback Dontae Jackson was a second team All-America selection and was selected in the second round of the NFL Draft.

In his first year with the Tigers in 2016, Aranda was the mastermind of a unit that allowed the fewest touchdowns (16) and fewest touchdowns per game (1.3) in college football. The LSU defense was also top 10 nationally in scoring (No. 5 at 15.8 points per game) and total yards (No. 10 at 314.4 yards per game).

LSU finished ranked among the top three in the SEC in the four major defensive categories in 2016 – No. 2 in scoring defense and rushing defense (117.2 yards per game) and No. 3 in total defense and pass defense (197.2 yards per game). It marked the first time since 2006 that LSU finished in the top three in the SEC in those four categories since 2006.

In 2016, LSU held six of its 12 opponents to fewer than 300 total yards and only one team eclipsed the 400-yard mark against the Tigers. LSU capped the year with perhaps its most dominating performance of the season, limiting Louisville and its Heisman Trophy quarterback, Lamar Jackson, without a touchdown for the only time all season in the 29-9 victory. LSU held Louisville to season lows for points (9) and rushing yards (67) as the Tigers recorded eight sacks, just one shy of tying the school record.

Overall in 12 games, the Tigers held opponents to one touchdown or less in nine games and only one team scored more than two offensive touchdowns against LSU in 2016 (Texas A&M). After allowing two first half touchdowns to Ole Miss, the Tigers shutout the Rebels in the second half and then stretched the scoreless streak to five-straight quarters with three scoreless quarters against Alabama.

Now entering his fifth season as a defensive coordinator at a Power 5 Conference school, Aranda's defense has ranked in the Top 12 nationally in total yards five consecutive years. His defense has also ranked among the top 10 in scoring four of the past six years. In that 6-year span, Aranda's defense has allowed a touchdown or less in 41-of-78 games, which includes three years at Wisconsin, two at LSU, and one at Utah State.

LSU's 2016 defense featured a pair of first team All-America selections in defensive back Tre'Davious White and safety Jamal Adams, as well as a second team All-America in linebacker Kendall Beckwith. Five starters on the LSU defense were picked in the 2017 NFL Draft, including White and Adams, who were both first-round picks.

Other defensive highlights for the Tigers in 2016 include outside linebacker Arden Key breaking school record for sacks in a season with 12; leading the nation in redzone touchdowns allowed (8); leading the SEC in first downs allowed (192); and ranking No. 2 in the SEC in third-down conversions (32.3 percent).

Prior to joining the Tigers, Aranda served in the same capacity at Wisconsin, where he led a Badgers defense that in a combined three-year span, ranked in the top five in the nation in the four major defensive categories – scoring, total yards, passing yards and rushing yards.

From 2013-15, Aranda's defense allowed an average of 289.4 yards per game – which ranked first in the nation over that span. His defense allowed 16.9 points (No. 2 nationally), 179.9 passing yards (No. 3 nationally) and 109.6 rushing yards (No. 4 nationally) over the three years, a stretch that saw Wisconsin post a 30-10 record, reach the Big Ten title game in 2014 and play in two New Year's Day bowl games.

In three years at Wisconsin, Aranda's defense pitched five shutouts (2 in 2013 and 2015, 1 in 2014) and didn't allow opponents to score more than a single touchdown in 18 games over that stretch.

Aranda's 2015 defense capped the regular season leading the nation in points allowed at 13.1 points a contest. Wisconsin ranked No. 3 in the nation in total defense (268.5 yards per game), No. 4 in rushing defense (95.4 yards per game) and No. 7 in passing defense (173.2 yards per game).

LSU opened the 2014 season against Aranda and Wisconsin, winning 28-24. However, Aranda's defense limited the Tigers to 126 rushing yards as LSU used a fourth-quarter rally to beat the Badgers in Houston.

Aranda spent the 2012 season at Utah State where he helped the Aggies to a school record 11 wins (2 losses) and a 41-15 victory over Toledo in the Famous Idaho Potato Bowl. As the defensive coordinator at USU, he oversaw an Aggies defense that ranked seventh in the country in scoring defense, allowing just 15.4 points per game.

In addition to scoring defense, Utah State also ranked among the top 15 nationally in sacks (eighth), pass efficiency defense (10th), rush defense (12th) and total defense (15th). In the red zone, the Aggies were particularly effective, allowing opponents to score on just 63.6 percent of their trips inside the 20-yard line, a mark that tied them for third in the country in red zone defense. USU opponents scored just 13 TDs in 44 red zone opportunities (29.5 percent).

Prior to his season at Utah State, Aranda spent four years at Hawai'i, the last two as the Warriors' defensive coordinator after coaching the defensive line his first two years. During the 2011 season at Hawai'i, Aranda's defense led the Western Athletic Conference and was tied for 15th in the FBS in sacks with 35.

In 2010, Aranda's Hawai'i defense led the nation in turnovers caused (38), while ranking second in the nation in interceptions (23) and ninth in fumbles recovered (15), as well as tying the school record for most defensive touchdowns with five.

Prior to Hawai'i, Aranda coached at Delta State University in 2007, where he served as co-defensive coordinator and secondary coach. Following the season, he signed on to become Southern Utah's defensive coordinator for new head coach Ed Lamb and was on the job for one month before head coach Greg McMackin called and asked Aranda to join the Hawai'i staff.

In one year at Delta State, Aranda helped the school win the Gulf South Conference and lead NCAA Division II in pass efficiency defense, ranking second in total and scoring defense, and third in run defense.

Before Delta State, Aranda spent two years as the defensive coordinator and linebackers coach at his alma mater, California Lutheran, where the Kingsmen led the conference in scoring defense and total defense. It was his second go-around with California Lutheran after serving as an assistant from 1996-99, while finishing his degree.

From 2003-04, Aranda was the linebackers coach at the University of Houston and before that he served as a graduate assistant at Texas Tech.

After he graduated from Redlands High School in California in 1994, numerous surgeries followed and ended his playing career. In 1995, he started his coaching resume at Redlands as an assistant coach. Aranda graduated from California Lutheran in 1999 with a bachelor's degree in philosophy. In 2002, he earned his master's degree in interdisciplinary studies at Texas Tech.

Aranda and his wife, Dione, have two daughters, Jaelyn and Jordyn, and a son, Ronin.

#### THE ARANDA FILE

Year at LSU:	Third (appointed Jan. 1, 2016)
Birthdate:	Sept. 29, 1976
Hometown:	Redlands, Calif.
Wife:	Dione
Children:	Jaelyn, Jordyn, Ronin
High School:	Redlands High School (1994)
College:	California Lutheran (1999)
Postgraduate:	Texas Tech (2002)

#### COACHING EXPERIENCE

1995	Redlands (Calif.) High School (defensive coordinator/linebackers/offensive line)
1996-99	California Lutheran (linebackers)
2000-02	Texas Tech (graduate assistant)
2003-04	Houston (linebackers)
2005-06	California Lutheran (defensive coordinator/linebackers)
2007	Delta State (co-defensive coordinator/secondary)
2008-11	Hawai'i (defensive line, 2008-09; defensive coordinator, 2010-11)
2012	Utah State (defensive coordinator)
2013-15	Wisconsin (defensive coordinator/inside linebackers)
2016-18	LSU (defensive coordinator/linebackers)

#### BOWL EXPERIENCE

Season	Bowl	Team	Opponent	Results
2000	Galleryfurniture.com	Texas Tech	East Carolina	L, 40-27
2001	Alamo	Texas Tech	Iowa	L, 19-16
2002	Tangerine	Texas Tech	Clemson	W, 55-15
2003	Hawai'i	Houston	Hawai'i	W, 54-48
2008	Hawai'i	Hawai'i	Notre Dame	L, 49-21
2010	Hawai'i	Hawai'i	Tulsa	L, 62-35
2012	Famous Idaho	Utah State	Toledo	W, 41-15
2013	Capital One	Wisconsin	South Carolina	L, 34-24
2014	Outback	Wisconsin	Auburn	W, 34-31 (OT)
2015	Holiday	Wisconsin	Southern Cal	W, 23-21
2016	Citrus	LSU	Louisville	W, 29-9
2017	Citrus	LSU	Notre Dame	L, 21-17



## Bill Busch

### Safeties

@BillBuschLSU

Bill Busch, a veteran with nearly 20 years of collegiate experience coaching the secondary, enters his first year at LSU where he will work with the Tiger safeties. Busch, who coached alongside LSU defensive coordinator Dave Aranda at both Utah State and Wisconsin, joins the Tigers after a two-year stint with Rutgers.

Busch served as defensive backs coach at Rutgers in 2016 and was then elevated to co-defensive coordinator for the 2017 season.

In his first season at Rutgers, Busch took over a group of safeties mixed with veterans and underclassmen and helped the Scarlet Knights rank among the nation's best in both redzone defense (No. 6 at 72.7 percent) and passing defense (No. 18 at 186.5 yards per game).

Busch spent the 2015 season at Ohio State handling quality control on defense. Prior to joining the Buckeyes, he worked for two seasons as the safeties coach at Wisconsin. Busch also assisted with the special teams unit for the Badgers. In his first season at Wisconsin, Busch helped lead a defensive backfield that ranked 17th nationally in passing defense and tied for 13th in passing yards per attempt in 2013.

Busch arrived at Wisconsin after spending four seasons at Utah State. In his first two seasons (2009-10), Busch served as defensive coordinator before taking over as safeties and special teams coach during the 2011-12 seasons. Busch also served as associate head coach for the Aggies in 2011 and 2012.

In 2012, Utah State won a school-record 11 games and finished the year ranked No. 16 in the nation. Defensively, the Aggies were No. 7 nationally in scoring defense (15.4 points per game) and No. 14 in total defense (322.1 yards per game).

In 2004, Busch returned to Nebraska for his second stint with the Huskers, coaching the outside linebackers and serving as special teams coordinator. He previously worked as a graduate assistant at Nebraska from 1990-93. Busch moved over to coach the safeties and continued to handle special teams duties in 2005-07.

During his tenure, the Huskers blocked 16 kicks, including seven in 2005. Nebraska ranked in the top 25 nationally in net punting (24th in 2006) and punt returns (17th in 2005) under Busch, as well. NU's kickoff coverage unit ranked 15th nationally in 2006 after finishing 22nd the previous year.

Busch coached the secondary at Utah from 2001-03, spending a season under head coach Urban Meyer. Utah boasted one of the top defenses in the Mountain West Conference in 2003 to help the Utes to a 10-2 record and their first outright conference title since 1957. Utah's 10 victories that season tied the then-school record and its No. 21 final national ranking in both polls was the school's highest since 1994. The secondary ranked second in the Mountain West and 27th nationally in pass efficiency defense, as Utah surrendered just nine passing touchdowns in 12 games.

In 2001, Utah ranked 17th nationally in pass efficiency defense while earning an 8-4 overall record that concluded with a victory over USC in the Las Vegas Bowl.

Before his three seasons at Utah, Busch spent four years at New Mexico State where he coached the defensive backs. His first full-time coaching job was at Northern Arizona where he was the secondary coach in 1995 and 1996. Busch also served as the co-defensive coordinator in 1996 where he helped guide Northern Arizona to its first appearance in the Division I-AA (now FCS) playoffs as the Lumberjacks posted a 9-3 overall mark and finishes second in the Big Sky Conference.

Busch, a Pender, Nebraska, native, earned his bachelor's degree in education from Nebraska Wesleyan in 1988. He added a master's degree in 1990 from Nebraska-Kearney.



#### THE BUSCH FILE

Year at LSU:	First
Birthdate:	April 27, 1965
Hometown:	Pender, Nebraska
College:	Nebraska Wesleyan (1988)
Post-Graduate	Nebraska-Kearney (1990)

#### PLAYING EXPERIENCE

1985-87	Nebraska Wesleyan (wide receiver)
---------	-----------------------------------

#### COACHING EXPERIENCE

1989	Nebraska Wesleyan (graduate assistant/defensive ends)
1990-93	Nebraska (graduate assistant/secondary)
1994	Wisconsin (graduate assistant)
1995-96	Northern Arizona (secondary, 1995; co-defensive coordinator/secondary, 1996)
1997-00	New Mexico State (secondary)
2001-03	Utah State (safeties, 2001-02; secondary, 2003)
2004-07	Nebraska (outside linebackers/special teams coordinator, 2004; safeties/special teams coordinator, 2005-07)
2009-12	Utah State (defensive coordinator, 2009-10; associate head coach/safeties/special teams coordinator, 2011-12)
2013-14	Wisconsin (safeties)
2015	Ohio State (defensive quality control)
2016-17	Rutgers (defensive backs, 2016; co-defensive coord./defensive backs, 2017)
2018	LSU (safeties)

#### BOWL EXPERIENCE

Season	Bowl	Team	Opponent	Results
1994	Hall of Fame	Wisconsin	Duke	W, 34-25
2005	Alamo	Nebraska	Michigan	W, 32-28
2006	Cotton	Nebraska	Auburn	L, 17-14
2011	Famous Idaho	Utah State	Ohio	L, 24-23
2012	Famous Idaho	Utah State	Toledo	W, 41-15
2013	Capital One	Wisconsin	South Carolina	L, 34-24
2014	Outback	Wisconsin	Auburn	W, 34-31
2015	Fiesta	Ohio State	Notre Dame	W, 44-28



# James Cregg

## Offensive Line

@CoachCregg | #LSUTrenchmen

SUPER BOWL CHAMPION

James Cregg, who has spent the past four seasons coaching the offensive line in the NFL, is LSU's new offensive line coach as he was appointed to his current post in December of 2017. Cregg officially joined the Tigers in January at the conclusion of the NFL regular season.

Prior to joining LSU, Cregg spent four seasons as the assistant offensive line coach for the Los Angeles Chargers. He also held the same position at previous NFL stops with the Denver Broncos (2014-16) and the Oakland Raiders (2007-08).

Overall, Cregg comes to LSU with six years of NFL coaching experience and another 15 seasons at the collegiate level, which includes four seasons at Southern Cal (2010-13) and one at Tennessee (2009).

In his lone year with the Chargers, Cregg assisted with an offensive line that allowed the fewest sacks in the NFL (18) and helped pave the way for running back Melvin Gordon, who rushed for a career-best 1,105 yards.

He coached a line that featured three players making their first NFL start, and tutored Russell Okung to an appearance in the 2018 Pro Bowl. The Chargers finished as the top passing offense in the NFL and they ranked fourth overall in total yards in 2017.

Cregg spent three seasons (2014-16) as the assistant offensive line coach for the Denver Broncos. He tutored Matt Paradis, who played every snap for the Broncos in both 2015 and 2016. Paradis was an alternate for the 2017 Pro Bowl.

The 2015 season saw Cregg coach seven different starters along the offensive line, including four players making their first career start. The season culminated in a 24-10 victory over the Panthers in Super Bowl 50, marking the franchise's third World Championship.

In 2014, he assisted an offensive line that provided the foundation for a unit that finished fourth in total offense and second in scoring offense. Cregg tutored a line that allowed the fewest sacks in the NFL (17).

Cregg spent one season in Knoxville with the Vols (2009) before moving to California to become the offensive line coach at USC for the next four seasons (2010-13). Cregg coached first-team All-Pac-12 selections in each of his four years with the school, including offensive tackles and future NFL first-round picks Tyron Smith (No. 9, Dallas, 2011) and Matt Kalil (No. 4, Minnesota, 2012).

In 2011, USC finished second in the nation in sacks allowed (eight) despite not starting a senior along the offensive line. Kalil was named first-team All-America, while guard Marcus Martin was chosen as a first-team Freshman All-America.

Cregg spent two seasons (2007-08) as the assistant offensive line coach with the Oakland Raiders, marking his first NFL job. In 2007, he oversaw a line that blocked for the No. 6 rushing attack in the NFL, finishing with 130.4 yards-per-game, including 1,000-yard rusher Justin Fargas.

A native of Syracuse, N.Y., Cregg prepped at Norco (Calif.) High School before spending four years (1992-95) as an offensive lineman at Colorado State University. He was a first-team All-Western Athletic Conference selection as a senior in 1995.

In 1994, Cregg helped Colorado State to the first 10-win season in school history as the Rams posted a 10-2 mark and played in the Holiday Bowl. As a senior, Cregg and the Rams went 8-4 overall and advanced to the Holiday Bowl for a second straight year.

Cregg remained at Colorado State and landed his first coaching job as a defensive graduate assistant from 1997-99. After three seasons at his alma mater, Cregg moved on to Colgate (2000-03) and Idaho (2004-06), coaching the defensive line at both stops.

At Colgate, Cregg was part of a staff that led the Raiders to the 2003 NCAA Division I-AA championship game. Colgate won 21 straight games during his time on the coaching staff. In four years at Colgate, claimed two Patriot League titles and finished in the Top 10 in the nation in rushing defense twice.

In 2007, Cregg landed his first NFL job as an assistant offensive line coach with the Oakland Raiders (2007-08). In 2009, he was hired to coach the offensive line at the University of Tennessee. That season, the Volunteers allowed just 12 sacks, tied for fewest on the Southeastern Conference.

Cregg received his bachelor's degree in social science from Colorado State in 1997.

He was born Aug. 18, 1973 and he and his wife, Dayna, have a daughter, McKenzie.



### THE CREGG FILE

Year at LSU:	First (appointed December 19, 2017)
Birthdate:	August 18, 1973
Hometown:	Syracuse, N.Y.
Wife:	Dayna
Children:	McKenzie
Alma Mater:	Colorado State (B.S. in social science, 1997)

### PLAYING EXPERIENCE

1992-95	Colorado State (offensive line)
---------	---------------------------------

### COACHING EXPERIENCE

1997-99	Colorado State (graduate assistant)
2000-03	Colgate (defensive line)
2004-06	Idaho (defensive line)
2007-08	Oakland Raiders (offensive line)
2009	Tennessee (offensive line)
2010-13	Southern Cal (offensive line)
20014-16	Denver Broncos (offensive line)
2017	Los Angeles Chargers (offensive line)
2018	LSU (offensive line)

### BOWL EXPERIENCE

#### As a player

Season	Bowl	Team	Opponent	Results
1994	Holiday	Colorado State	Michigan	L, 24-14
1995	Holiday	Colorado State	Kansas State	L, 54-21

#### As a coach

1997	Holiday	Colorado State	Missouri	W, 35-24
1999	Liberty	Colorado State	Southern Miss	L, 23-17
2009	Chick-fil-A	Tennessee	Virginia Tech	L, 37-14
2012	Sun Bowl	Southern Cal	Georgia Tech	L, 21-7
2013	Las Vegas	Southern Cal	Fresno State	W, 45-20



# Steve Ensminger

## Offensive Coordinator/Quarterbacks

@SteveEnsminger

Steve Ensminger, a starting quarterback for LSU under legendary coach Charles McClendon, in the late 1970s, was elevated to offensive coordinator and quarterbacks coach during the offseason. It's Ensminger's second turn as offensive coordinator for the Tigers as he served in that capacity for the final eight games of the 2016 season.

Now in his eighth year with the Tigers, Ensminger has spent the majority of his career on the LSU staff as the tight ends coach as well as being a key part of the Tiger recruiting efforts. A brilliant play-caller who has learned from some of the best offensive minds in the game, Ensminger's impact during his first stint as offensive coordinator in 2016 when he was elevated to the position just four games into the season was nothing short of remarkable.

Prior to Ensminger taking over play-calling duties in 2016, LSU's offense had scored only nine touchdowns and was averaging 18 points and 339.5 total yards per game. In eight games under Ensminger that year, LSU improved drastically in every offensive category as the Tigers averaged 32 points and 464.9 total yards per contest during that span. LSU scored 38 or more points five times under Ensminger, including 54 in a win over Texas A&M and 38 against both Arkansas and Ole Miss. The Tigers averaged 7.1 yards per play and converted 46-of-102 third-down opportunities during that eight-game stretch.

Also under Ensminger, LSU's offense set school records for yards in a SEC game (634 vs. Missouri), single-game rushing yards by an individual (284 by Leonard Fournette vs. Ole Miss, 285 by Derrius Guice vs. Texas A&M), longest run from scrimmage (96 yards by Derrius Guice vs. Arkansas) and time of possession (42:33 vs. Missouri).

Individually, Ensminger's offense produced a pair of All-America selections in center Ethan Pocic and Guice at running back. Pocic was a finalist for the Remington Award as the nation's top center, while Guice rushed for 1,387 yards and 15 touchdowns and eclipsed the 200-yard rushing mark twice.

As LSU's tight ends coach, Ensminger has groomed some of the best to play the position for the Tigers. In 2017, Foster Morea ranked second on the team in receptions with 24 and accounted for 278 yards and three TDs. Senior JD Moore developed under Ensminger from a walk-on to a first team Academic All-American and is now in the NFL with the Kansas City Chiefs. Foster goes into his final year at LSU with 30 receptions for 357 yards and four TDs and is on pace to enter the school's all-time Top 10 in each of those categories for a tight end.

Ensminger had previously served as tight ends coach for the Tigers from 2010 until his promotion to offensive coordinator following the Auburn game in week 4 of the 2016 season. Ensminger had previous offensive coordinator duties at McNeese State, Louisiana Tech, Texas A&M, and Clemson.

A 1982 graduate of LSU, Ensminger played quarterback for the Tigers under head coach Charlie McClendon from 1976-79. Ensminger played in three bowl games (Sun, Liberty, Tangerine) at LSU and has followed that by coaching in 16 bowl games as an assistant at the collegiate level.

In 2015, Colin Jeter led all LSU tight ends with 12 catches for 132 yards and a TD, followed by DeSean Smith with four catches for 82 yards. As a unit, LSU tight ends accounted for 18 catches for 223 yards and a touchdown.

In 2014, LSU tight ends combined for 12 catches, including the game-winning TD against Ole Miss, while also playing a prominent role in the Tigers averaging 225 rushing yards a game.

LSU's group of 2013 tight ends played a key role in a Tiger offense that set a school-record with 37 rushing touchdowns. LSU averaged 453.3 total yards per game, which included 202.3 yards on the ground. In the passing game, LSU tight ends combined for 12 receptions for 211 yards with first-time starter Dillon Gordon leading the way with six catches for 88 yards.

Ensminger's tight ends combined for 16 catches for 182 yards in 2012 in the passing game and they helped pave the way for a 173.7 yards per game rushing attack as the Tigers went 10-3 and finished the year ranked No. 12 in the nation.

In 2011, LSU tight ends combined for 28 receptions for 294 yards and three touchdowns. Deangelo Peterson led all tight ends with 18 catches for 179 yards and a score as the Tigers posted a 13-0 regular season record, claimed the SEC title and reached the BCS National Championship game that year.

In 2010, Ensminger coached a versatile group of tight ends who combined for 24 catches for 301 yard with Peterson leading the way with 16 receptions for 198 yards despite missing three games with an injury. Ensminger joined the LSU staff after serving as an assistant coach at Auburn from 2003-08. Ensminger spent the 2009 season as the passing game coordinator at Smiths Station High School in Auburn, Ala.

During his six seasons at Auburn, Ensminger coached the quarterbacks one year (2003), followed by five years as the tight ends coach from 2004-08. As the quarterback coach at Auburn, Ensminger helped develop Jason Campbell, who went on to become an NFL first round draft pick. While at Auburn, the Tigers led the SEC in scoring offense in both 2004 (32.1) and 2005 (32.2), and they were first in the league in total offense in 2005 (409.8).

Ensminger has also had major college coaching stops at Georgia (1991-93), Texas

A&M (1994-96) and Clemson (1997-98). At Georgia, he served as the quarterbacks coach as well as the passing game coordinator. In 1992, Georgia posted a 10-2 overall record and led the SEC in both scoring (32.0) and total offense (450.4).

Ensminger followed that with a three-year run at Texas A&M where he was the offensive coordinator and quarterbacks coach for the Aggies. The Aggies were 25-9-1 during Ensminger's three years in College Station, which included a 10-0-1 mark in 1994 and a 9-3 record in 1995.

After Texas A&M, Ensminger coached for two seasons at Clemson, holding the title of offensive coordinator and quarterbacks coach.

Ensminger returned to Louisiana in 2000, serving as head coach and athletic director at Central High School for nearly three years before taking the wide receivers job at West Monroe High School for the 2002 season.

After a brief career in the NFL and CFL, Ensminger got his start in coaching in 1982 at Nicholls State as the receivers coach. After two years at Nicholls State, he moved to McNeese State as the offensive coordinator and quarterbacks coach from 1984-86 followed by three years from 1988-90 at Louisiana Tech in the same capacity.

As a player at LSU, Ensminger threw for 2,770 yards and 16 touchdowns during his career with the Tigers. He was named Freshman All-SEC in 1976. Ensminger finished his career with the Tigers with an 11-6 mark as a starting quarterback, which included a 7-4 record in 1977.

Ensminger, a native of Baton Rouge, is married to the former Amy Gonzales and the couple has three children – Krystalin, Brittany Rose and Steven – and two grandchildren.

### THE ENSMINGER FILE

Year at LSU: Eighth (appointed Feb. 25, 2010)

Birthdate: September 15, 1958 in Baton Rouge, La.

Wife: former Amy Gonzales

Children: Krystalin, Brittany Rose, and Steven

College: LSU, 1982

### PLAYING EXPERIENCE

1976-79 LSU (quarterback)

### COACHING EXPERIENCE

1982-83 Nicholls State (receivers)

1984-86 McNeese State (offensive coordinator/quarterbacks)

1988-90 Louisiana Tech (offensive coordinator/quarterbacks)

1991-93 Georgia (quarterbacks/passing game coordinator)

1994-96 Texas A&M (offensive coordinator/quarterbacks)

1997-98 Clemson (offensive coordinator/quarterbacks)

2000-02 Central High School (head coach/athletics director)

2002 West Monroe High School (wide receivers)

2003-08 Auburn (quarterbacks, 2003; tight ends 2004-08)

2009 Smiths Station High School (passing game coordinator)

2010-17 LSU (tight ends; offensive coordinator/quarterbacks, 2016; tight ends 2017; offensive coordinator/quarterbacks, 2018)

### BOWL EXPERIENCE

#### As a player

Season	Bowl	Team	Opponent	Results
1977	Sun	LSU	Stanford	L, 24-14
1978	Liberty	LSU	Missouri	L, 20-15
1979	Tangerine	LSU	Wake Forest	W, 34-10

#### As a coach

Season	Bowl	Team	Opponent	Results
1990	Independence	Louisiana Tech	Maryland	T, 34-34
1991	Independence	Georgia	Arkansas	W, 24-15
1992	Citrus	Georgia	Ohio State	W, 21-14
1995	Alamo	Texas A&M	Michigan	W, 22-20
1997	Peach	Clemson	Auburn	L, 21-17
2003	Music City	Auburn	Wisconsin	W, 28-14
2005	Sugar	Auburn	Virginia Tech	W, 16-13
2006	Capital One	Auburn	Wisconsin	L, 24-10
2007	Cotton	Auburn	Nebraska	W, 17-14
2007	Chick-fil-A	Auburn	Clemson	W, 23-20
2010	Cotton	LSU	Texas A&M	W, 41-24
2011	BCS	LSU	Alabama	L, 21-0
2012	Chick-fil-A	LSU	Clemson	L, 25-24
2013	Outback	LSU	Iowa	W, 21-14
2014	Music City	LSU	Notre Dame	L, 31-28
2015	Texas	LSU	Texas Tech	W, 56-27
2016	Citrus	LSU	Louisville	W, 29-9
2017	Citrus	LSU	Notre Dame	L, 21-17



# Dennis Johnson

## Defensive Line

[@CoachDJ\\_](#)

Dennis Johnson takes on the role of defensive line coach in 2018, replacing the legendary Pete Jenkins who retired following the 2017 season. Johnson, a LSU graduate and a member of the school's 2011 Southeastern Conference Championship team, is in his third season as a full-time coach on the Tiger staff.

Johnson, who coached outside linebackers during his first two years on Ed Orgeron's staff, is also a talented recruiter with an innate ability to land big-time recruits. He has played a pivotal role in LSU's last two signing classes.

Johnson was first elevated to a full-time assistant coach in September of 2016 where he coached outside linebackers for the final eight games of the year. He was then given the job on a permanent basis when Orgeron was named LSU's head coach in late November.

Johnson, who is affectionately nicknamed "Meatball" is a former LSU defensive linemen who was a member of the Tigers' 13-0 regular season and Southeastern Conference Championship team in 2011.

Johnson is one of three former LSU football players on the Tiger coaching staff, joining tight ends coach Steve Ensminger and defensive backs coach Corey Raymond.

After graduating from LSU in May of 2012, Johnson got his start in coaching as a graduate assistant at Northwestern State, where he coached the Demon linebackers. Johnson also spent the 2013 season at Northwestern State where he worked with the secondary.

After a brief stint at Kentucky in 2014, Johnson was lured back to LSU in time for the 2014 season, serving as a graduate assistant working with the defensive line. Johnson remained with the defensive line in 2015, working under Orgeron. Johnson was four games into his second season as a graduate assistant in 2016 when LSU made a head coaching change and thus was elevated to outside linebackers coach.

In his first year as LSU's outside linebackers coach, Johnson played a key role in the development of senior Duke Riley, who in his first and only season as a starter for the Tigers, led the team in tackles with 93. Riley was also named LSU's most valuable player for the 2016 season and earned a spot in the Senior Bowl.

As a player for the Tigers, Johnson developed into a dependable backup on the defensive line where he played in 19 games in three years. Johnson finished his career with 11 tackles and one tackle for loss. A three-year letterwinner for LSU from 2009-11, Johnson joined the Tigers in 2008 after transferring from Itawamba Community College in Mississippi.

Johnson graduated from LSU in May of 2012 with a degree in general studies. Johnson added a Master's degree in Health Promotion and Administration from Northwestern State in 2014.

### THE JOHNSON FILE

Year at LSU: Third (appointed September 25, 2016)  
 Birthdate: November 9, 1988  
 Hometown: Amory, Miss.  
 High School: Amory (Miss.) High School  
 Alma Mater: LSU (2012)  
 Post-Graduate: Northwestern State (2014)

### COACHING EXPERIENCE

2012-13 Northwestern State (graduate assistant, linebackers, 2012; secondary, 2013)  
 2014-15 LSU (graduate assistant, defensive line)  
 2016-18 LSU (outside linebackers, 2016-17, defensive line 2018)

### BOWL EXPERIENCE

#### As a player

Season	Bowl	Team	Opponent	Results
2009	Capital One	LSU	Penn State	L, 19-17
2010	Cotton	LSU	Texas A&M	W, 41-24
2011	BCS National Championship	LSU	Alabama	L, 21-0

#### As a coach

2014	Music City	LSU	Notre Dame	L, 31-28
2015	Texas	LSU	Texas Tech	W, 56-27
2016	Citrus	LSU	Louisville	W, 29-9
2017	Citrus	LSU	Notre Dame	L, 21-17





# Mickey Joseph

## Wide Receivers

@daboot02

Mickey Joseph, a Louisiana high school football legend with strong ties to New Orleans, enters his second season as LSU's wide receivers coach in 2018.

Joseph is the older brother of current Denver Broncos head coach Vance Joseph. His cousin, Terry Joseph, is an assistant coach at Notre Dame.

Joseph brings over 20 years of coaching experience as well as four years as a quarterback at Nebraska under Tom Osborne to the Tiger staff.

In his first year at LSU, Joseph helped groom wide receiver DJ Chark into an explosive playmaker as he ranked among the leaders in the SEC in yards per catch (21.9) and yards per game (67.2). Chark earned second team All-SEC honors after hauling in 40 passes for 874 yards and three scores. He doubled as a threat in the punt return game, leading the SEC in punt return TDs (2) and finishing second in the league in punt return yards (190) and average (10.6). His 75-yard punt return for a TD against Auburn helped the Tigers overcome a 20-point first half deficit to win, 27-23, in what was the largest SEC comeback for LSU in Tiger Stadium history.

Chark went on to become a second round draft pick (No. 61 overall) of the Jacksonville Jaguars.

Another of Joseph's LSU products was that of Russell Gage, a seldom-used wide receiver until Orgeron took over the squad in September of 2016. Under Orgeron and Joseph, Gage flourished as a dynamic playmaker in both the passing and running game as well as making an impact on special teams. Gage developed so much under Joseph that he was drafted in the sixth round of the 2018 NFL Draft by the Atlanta Falcons.

Joseph joined the LSU staff after serving as running backs coach at Louisiana Tech in 2016. In his one year in Ruston, Joseph helped the Bulldogs to a 9-5 overall mark and a 48-45 win over 25th-ranked Navy in the Armed Forces Bowl.

The Bulldogs ranked No. 2 in the nation in scoring in 2016, averaging 44.3 points per game. Tech averaged 514.9 total yards game, which included 363.4 passing and 151.6 on the ground.

Prior to Louisiana Tech, Joseph helped turn around a Grambling State team that went 1-11 prior to his arrival to winning 16 games over the next two years. The Tigers posted a 7-5 mark in 2014 and followed that with a 9-3 overall mark and an appearance in the SWAC Championship Game. In 2015, Joseph's receivers totaled 2,250 receiving yards and 25 touchdowns as Grambling's scoring offense ranked fourth and passing offense ranked 21st among all FCS programs nationally.

Joseph was special teams coordinator and wide receivers coach at Alcorn State in 2013, helping the Braves to a 9-3 overall mark, the most wins for the school in 30 years. While at Alcorn, Joseph guided a receiving corps that caught for 2,728 yards and 23 touchdowns with an average gain of 13.0 yards per reception.

Joseph spent six years at Langston University from 2008-13, which included two years as the

head coach. Joseph led Langston to a 7-3 mark in his first season as head coach in 2011. He went 13-7 overall as the head coach at Langston.

Joseph got his first collegiate coaching job at Wayne State College in Nebraska in 1997, which he followed with a season at his high school alma mater Archbishop Shaw High School in New Orleans in 1998. From there, Joseph served as a graduate assistant at Tulane in 1999 and then coached receivers at Alabama State in 2000.

He coached quarterbacks at Nicholls State for three years (2001-03) and then spent two seasons as the running backs coach at Central Oklahoma (2004-05).

Before his tenure at Langston, Joseph served as the head football coach and Director of Athletics for Desire Street Academy, a private school in the New Orleans' Ninth Ward area. His main goal was to help get young kids out of the underprivileged area to improve their overall quality of life through sports. At the time of Hurricane Katrina, Joseph was responsible of moving the private school to Florida along with relocating the student-athletes. That year, the team had a record of 1-3, however, in 2008 Joseph turned the team around to a 10-3 record. Seven out of 25 players were able to sign with NCAA Division I programs.

During the summer of 2012 he also spent time with Houston Texans as part of an NFL minority internship. While in Houston, Joseph worked with the running backs and all aspects of the special teams units.

Joseph played quarterback at Nebraska from 1988-91. As a junior Joseph led the Cornhuskers to a 9-3 overall mark after accounting for 21 touchdowns (11 rushing, 10 passing). In his four years at Nebraska, the Cornhuskers posted a 39-9-1 overall mark and appeared in the Orange Bowl twice, the Citrus Bowl and the Fiesta Bowl.

In four years with the Cornhuskers, Joseph played in 34 regular season games and accounted for 30 touchdowns (16 rushing, 14 passing). His best season came as a junior in 1990 when he played in all 12 games, throwing for 624 yards and 11 touchdowns to go along with 554 rushing yards and 10 TDs.

Joseph was the top recruit coming out of Archbishop Shaw High School in Marrero when he was recruited to the University of Nebraska. In 1987, he was awarded Gatorade Player of the Year and First-Team Parade All-American. The



Mickey and his wife Priscilla with daughter Malania

standout football player was also a two-time All-State MVP and three-time All-District MVP.

Joseph, who is married to Priscilla Arzaga, has five children – Jacob, Zachary, Makiyah, Maya, and Malania.

### THE JOSEPH FILE

Year at LSU:	Second (appointed February 9, 2017)
Birthdate:	March 5, 1968
Hometown:	New Orleans, La.
Wife:	Priscilla Arzaga Joseph
Children:	Jacob, Zachary, Makiyah, Maya, Malania
High School:	Archbishop Shaw
Alma Mater:	Nebraska (1993)

### COACHING EXPERIENCE

1995-96	Omaha (Neb.) North High School (quarterbacks/wide receivers)
1997	Wayne State College (run game coordinator)
1998	Archbishop Shaw High School (quarterbacks)
1999	Tulane (graduate assistant)
2000	Alabama State (wide receivers)
2001-03	Nicholls State (quarterbacks)
2004-05	Central Oklahoma (running backs)
2006-08	Desire Street (New Orleans) Academy (head coach)
2008-12	Langston University (assistant coach, 2008-10; head coach 2011-12)
2013	Alcorn State (wide receivers/special teams coordinator/assistant head coach)
2014-15	Grambling State (wide receivers/special teams coordinator)
2016	Louisiana Tech (running backs)
2017-18	LSU (wide receivers)

### BOWL EXPERIENCE

#### As a player

Season	Bowl/Playoff	Team	Opponent	Results
1988	Orange	Nebraska	Miami (Fla.)	L, 23-2
1989	Fiesta	Nebraska	Florida State	L, 41-17
1990	Citrus	Nebraska	Georgia Tech	L, 45-21
1991	Orange	Nebraska	Miami (Fla.)	L, 22-0

#### As a coach

Season	Bowl/Playoff	Team	Opponent	Results
2016	Armed Forces	Louisiana Tech	Navy	W, 48-45
2017	Citrus	LSU	Notre Dame	L, 21-17



# Greg McMahon

## Special Teams Coordinator

 SUPER BOWL CHAMPION

Greg McMahon – a NFL coaching veteran with unmatched expertise in special teams play – enters his first season as LSU’s special teams coordinator. McMahon, who won a Super Bowl with the New Orleans Saints, served as an analyst for the Tigers in 2017 and was then elevated to his current position in January.

Prior to his arrival as an analyst for the Tigers in the fall of 2017, McMahon spent 11 years with the New Orleans Saints, the first two as assistant special teams coordinator followed by nine seasons as special teams coordinator. During his 11 years with the Saints, special teams play under McMahon was defined by solid performances in the kicking game, coverage units and by the return specialists.

Under McMahon’s watch, the Saints recovered 15 fumbles on special teams, scored 12 touchdowns – including seven on punt returns – and blocked three punts, five field goals and three extra points. With McMahon on staff, the Saints made five playoff appearances, won the NFC South three times and claimed the franchise’s first Super Bowl championship with a 31-17 win over the Colts in Super Bowl XLIV.

As the special teams coordinator for the Saints, McMahon was responsible for some of the best special teams play in franchise history. In the biggest win in Saints history – the Super Bowl victory over the Colts – New Orleans became the first team to successfully execute an onside kick prior to the fourth quarter of a Super Bowl. Called “Ambush”, the Saints shifted the momentum of the game in their favor with the onside kick to open the second half, going from down 10-6 at halftime to taking a 13-10 advantage following the onside kick.

Saints kicker Garrett Hartley also became the first player in Super Bowl history to kick three field goals of 40-yards or more in the same game. His three field goals

McMahon, a graduate of Eastern Illinois, served on the coaching staff at Illinois for 13 years before transitioning to the NFL. At Illinois, McMahon coached wide receivers for five years and then spent eight years coaching special teams and the tight ends. McMahon was part of the 2001 Illinois staff that won the Big 10 and faced LSU in the Sugar Bowl.

In 2014, New Orleans’ punt coverage units ranked first in the NFL in opponent punt return average (4.1), setting a club record. Punter Thomas Morstead, who evolved into one of the best in the league at his position, ranked No. 2 in the NFL in net punting in 2014 with a 42.9 average.

In 2013, Morstead finished third in the league in net punting (42.3) and the Saints won three games, including one in the postseason, on field goals at the end of regulation.

Morstead earned a spot in the Pro Bowl and was named second team All-Pro by the Associated Press in 2012 after he set club records for both gross (50.1) punting average and net (43.2) punting average. His 42.3 ranked second in NFL history at the time.

McMahon had perhaps his best year with the Saints in 2011 as the club finished eighth in the Dallas Morning News special teams rankings. Morstead finished second in the NFC and fourth in the NFL with a 48.3 gross punting average and second in the league with a 43.1 net average. Morstead also ranked first in the league with an NFL-record 68 touchbacks. Kicker John Kasay ranked second in the NFL in scoring among kickers and set a team record with 147 points. Darren Sproles made an immediate impact on the return units, handling both punt and kickoff return duties as part of a season where he set an NFL record with 2,696 all-purpose yards. He averaged 10.2 yards on punt returns with one touchdown and ranked third in the NFC and sixth in the league on kickoff returns. McMahon’s coverage units ranked fifth in the NFL in opponent punt return average, allowing only 6.2 yards per return.

McMahon fostered improvement out of both Hartley and Morstead in 2010. In his first full NFL season, Hartley made his final 10 field goal attempts and 15-of-his-last-16. The punter enjoyed a solid campaign, finishing sixth in the NFL with a 45.9 gross average. The Saints were only one of four NFL teams to not allow a blocked kick or give up a special teams score.

In McMahon’s first season as coordinator in 2008, New Orleans finished as one of only four teams to rank in the top 10 in both punt return average (fourth) and kickoff return average (eighth). Reggie Bush scored on two punt returns against Minnesota to tie an NFL record.

McMahon served as assistant special teams coach for his first two years in New Orleans, following a one-year stint as tight ends/special teams coach at East Carolina. In 2005, the Pirates finished in the top 20 in the nation in field goal accuracy. McMahon also tutored tight ends as part of a staff that directed ECU to the fourth-highest passing total in school history.

He spent 13 years at the University of Illinois (1992-2004), working primarily with the special teams, tight ends and wide receivers. In 1997, McMahon took on the additional responsibility of overseeing the special teams. His efforts were integral in Illinois making four bowl appearances and twice appearing in the final national rankings, and in 2001 the school finished 10-2 and captured the Big Ten title.

Based on the records his units established, the play of the special teams during McMahon’s years at Illinois are unmatched in school history. Illinois blocked 16 kicks from 2001-04 and accounted for nine touchdowns. Players under his direction included the school leaders in career punting average, single-season scoring and all-time punt return yardage.

McMahon joined Illinois in 1992 from Nevada-Las Vegas where he spent two years as special teams coordinator as well as coaching offensive tackles and tight ends. He has also had stints with Valdosta (Ga.) State, Southern Illinois, North Alabama, Minnesota and his alma mater Eastern Illinois.

As a defensive back at Eastern Illinois, he was a member of two teams that played for the NCAA Division II National Championship. The Panthers won the title in 1978 and again went to the championship game two years later. McMahon earned a degree in psychology from EIU in 1982. McMahon and his wife Linda have three children and two grandchildren.

#### THE MCMAHON FILE

Year at LSU:	Second
Birthdate:	January 2, 1960
Hometown:	Rantoul, Illinois
Wife:	Linda
Children:	Drew, Lisa, Sam
High School:	Rantoul Township High School
College:	Eastern Illinois (1982)

#### PLAYING EXPERIENCE

1978-81	Eastern Illinois (defensive back)
---------	-----------------------------------

#### COACHING EXPERIENCE

1982	Eastern Illinois
1983-84	Minnesota
1985-87	North Alabama
1988	Southern Illinois
1989	Valdosta State
1990-91	UNLV
1992-04	Illinois (wide receivers, 1992-96; tight ends/special teams, 1997-04)
2005	East Carolina (tight ends/special teams)
2006-16	New Orleans Saints (asst. special teams coordinator, 2006-07; special teams coordinator, 2008-16)
2017-18	LSU (analyst, 2017; special teams coordinator, 2018)

#### BOWL EXPERIENCE

Season	Bowl	Team	Opponent	Results
1992	Holiday	Illinois	Hawaii	L, 27-17
1994	Liberty	Illinois	East Carolina	W, 30-0
1999	MicronPC.com	Illinois	Virginia	W, 63-21
2001	Sugar	Illinois	LSU	L, 47-34
2017	Citrus	LSU	Notre Dame	L, 21-17





# Corey Raymond

## Cornerbacks

[@LSUCoachRaymond](#)

Corey Raymond, a former LSU standout who spent six years playing in the NFL, enters his seventh season with the Tigers in 2018. Raymond coaches the LSU cornerbacks.

Raymond's expertise as been critical in the development of LSU defensive backs as the Tigers secondary has consistently been one of the strengths thus enhancing the school's claim of being "DBU."

Under Raymond, LSU's secondary has produced eight NFL Draft picks, including Jamal Adams and Tre'Davious White, who were both selected in the first round of the 2017 NFL Draft. Most recently, cornerback Donte Jackson was selected in the second round (55th overall) by the Carolina Panthers in the 2018 NFL Draft.

Raymond has coached three first-round draft picks at LSU, a list that also includes Eric Reid. Other LSU NFL Draft picks under Raymond's watch include: Tyrann Mathieu (third round in 2013), Tharold Simon (fifth round in 2013), Jalen Collins (second round in 2015), Rashard Robinson (third round in 2016) and Jalen Mills (seventh round in 2016).

Raymond's secondary has produced four first team All-Americans during his time at LSU, a list that includes Reid (2012), Mills (2015), Adams (2016) and White (2016).

Last year, LSU's secondary featured a pair of second team All-Americans in redshirt freshman Greedy Williams and Jackson. Williams had a breakout year with the Tigers in 2017, leading the SEC in interceptions (6) and finishing No. 2 in the conference in passes defended (17). As a unit, LSU allowed only 11 passing touchdowns, which was the second-lowest total in the SEC, and the Tigers were No. 2 in the league in pass efficiency defense.

In 2016, Raymond's secondary allowed only nine passing touchdowns all season and ranked No. 3 in the Southeastern Conference in yards per game at 197.2. White, who ranked No. 2 in the conference in passes defended with 16, along with Adams were both named first team All-SEC. For the second-straight year, Adams led all LSU defensive backs with 76 tackles.

LSU's 2015 secondary featured Mills, a first team All-America selection despite missing the first five games of the season with a broken ankle. Mills was joined in the secondary by White and Adams, who were both second team All-SEC selections. Adams led all Tiger defensive backs with 67 tackles and four interceptions.

In 2014, LSU's secondary featured another young, but talented group as the starting lineup included a true freshman, one sophomore, two juniors and a senior. The play of LSU's secondary was prominent in the Tigers leading the SEC in total defense (316.8 yards per game), pass defense (164.2 yards per game) and pass efficiency defense (101.6 rating). LSU allowed an SEC-best 10 passing touchdowns in 2014 and the Tigers were the only team in the league to hold teams to fewer than 200 completions.

LSU ranked No. 4 in the SEC in pass defense in 2013, allowing 197.5 yards per game. The Tigers limited opponents to 15 touchdown passes and ranked second in the league in yards allowed per attempt (6.4) and third in the conference in completion percentage at 56.0 percent.

In his first year back with the Tigers in 2012, Raymond coached safety Reid to first team All-America honors. Reid was later chosen in the first round (18th overall) of the NFL Draft by the San Francisco 49ers. Starting cornerback Tharold Simon was picked in the fifth round by the Seattle Seahawks.

As a unit in 2012, LSU's secondary, despite using a pair of first time starters, combined for 15 interceptions and helped the Tigers rank No. 11 nationally in pass efficiency defense.

Raymond returned to LSU after spending the 2011 season as the secondary coach at Nebraska. In his one season with the Cornhuskers, Raymond coached a Nebraska secondary that featured the 2011 Big Ten Defensive Back of the Year in Alfonso Dennard. Despite inheriting a group that lost four starters from the season before, including three NFL Draft picks, Raymond's secondary helped Nebraska rank No. 18 in the nation in pass defense in 2011.

Prior to his one-year stay in Lincoln, Raymond served as the cornerbacks coach for two seasons at Utah State. Raymond's top pupil at Utah State was that of Curtis Marsh, who earned All-WAC honors and later went on to become a third-round pick in the NFL Draft. Raymond served on the LSU staff for three years from 2006-08 before taking the job at Utah State.

During his three years on the LSU staff from 2006-08, Raymond was part of two BCS bowl victories, including a 38-24 win over Ohio State in the BCS National Championship. LSU's defense ranked No. 3 nationally in both 2006 and 2007 as the Tigers combined to post a 23-4 record during that span.

Prior to joining the LSU staff in 2006, Raymond coached at the high school level for three years in his hometown of New Iberia. Raymond was the defensive coordinator at New Iberia High School in 2003 and then held the same position at Westgate High School in 2004-05.

Raymond was a three-year starter in the secondary for the Tigers from 1989-



91. He capped his LSU career with 185 tackles and eight interceptions. Following his career with the Tigers, Raymond spent six seasons in the NFL – three with the New York Giants and three with the Detroit Lions. In 90 games in the NFL, Raymond started 60 times and intercepted 11 passes to go with 258 tackles.

Raymond, who earned his undergraduate degree from LSU in 1993, has four children – Cody, Ariel, Christopher and Madison.

### THE RAYMOND FILE

Year at LSU: Seventh (appointed Feb. 28, 2012)  
 Birthdate: Sept. 28, 1969 in New Iberia, La.  
 Children: Cody, Ariel, Christopher and Madison  
 High School: New Iberia (La.) High School  
 College: LSU, '93

### PLAYING EXPERIENCE

1988-91 LSU  
 1992-94 New York Giants  
 1995-97 Detroit Lions

### COACHING EXPERIENCE

2003 New Iberia (La.) High School (defensive coordinator)  
 2004-05 Westgate (La.) High School (defensive coordinator)  
 2006-08 LSU (intern, 2006; assistant strength coach, 2007-08)  
 2009-10 Utah State (cornerbacks)  
 2011 Nebraska (secondary)  
 2012-18 LSU (defensive backs, 2012-17; cornerbacks, 2018)

### BOWL EXPERIENCE

#### As a player

Season	Bowl	Team	Opponent	Results
1988	Hall of Fame	LSU	Syracuse	L, 23-10

#### As a coach

Season	Bowl	Team	Opponent	Results
2006	Sugar Bowl	LSU	Notre Dame	W, 41-14
2007	BCS National Championship	LSU	Ohio State	W, 38-24
2008	Chick-fil-A	LSU	Georgia Tech	W, 38-3
2011	Capital One	Nebraska	South Carolina	L, 30-13
2012	Chick-fil-A	LSU	Clemson	L, 25-24
2013	Outback	LSU	Iowa	W, 21-14
2014	Music City	LSU	Notre Dame	L, 31-28
2015	Texas	LSU	Texas Tech	W, 56-27
2016	Citrus	LSU	Louisville	W, 29-9
2017	Citrus	LSU	Notre Dame	L, 21-17



# Tommie Robinson

Assistant Head Coach/Recruiting Coordinator/Running Backs

@TRob\_LSU

Tommie Robinson, a highly-respected coach who has spent time at the highest level of college football and in the NFL, is in his second season at LSU as the Tigers' running backs coach and recruiting coordinator. Robinson will also serve as assistant head coach.

In his first year at LSU, Robinson oversaw a unit that produced two of the most productive players at running back in school history in Derrius Guice and Darrel Williams. Guice had his second-straight 1,000-yard rushing season with 1,251 yards and 11 TDs, while Williams accounted for 820 yards and nine scores. Williams finished third on the team in receptions (23), and was second in receiving yards (331). Williams also became the first player in LSU history with 100 yards rushing and receiving the same game, accomplishing the feat in a win over Ole Miss (103 rushing, 105 receiving). As a unit, LSU's ground game produced 207.6 yards per game and 4.8 yards a carry, both among the top five in the rugged SEC.

Guice went on to become a second round draft pick of the Washington Redskins, while Williams signed a free agent contract with the Kansas City Chiefs.

Robinson, who was named the 2017 Pac-12 Recruiter of the Year by 247Sports, joined the LSU staff in 2017 after spending the 2016 season at Southern Cal as the running backs coach and run game coordinator for Rose Bowl Champion Trojans. In 2016, Robinson was part of an offensive staff that saw the Trojans average 34.4 points and 477.1 total yards a contest. Southern Cal capped the 2016 season with a 52-49 win over Penn State to claim the school's first Rose Bowl title since 2009.

Robinson's coaching career spans over 30 years, which includes three years with the Dallas Cowboys (1998-2000) and three with the Arizona Cardinals (2010-12).

In his three years with the Dallas Cowboys, Robinson served as an offensive assistant working primarily with the wide receivers, including future NFL Hall of Famer Michael Irvin. Robinson also spent time assisting with the Dallas special teams. In his three years at Dallas, the Cowboys won the NFC East Division in 1988 with a 10-6 mark and then reached the NFL Playoffs the following season.

At Arizona, Robinson coached Beanie Wells, who became the first player in franchise history to rush for at least 1,000 yards and scored 10 touchdowns. Wells also set the franchise record with 228 rushing yards against the St. Louis Rams in 2011. Former LSU standout Patrick Peterson played two seasons for the Cardinals while Robinson was part of the Arizona coaching staff.

Prior to joining the USC staff, Robinson coached running backs at Texas for two years (2014-15). In 2013, Robinson was the running backs coach and passing game coordinator for Southern Cal, where he was part of a coaching staff that included Ed Orgeron.

Robinson has helped teams appear in 11 bowl games and the NFL playoffs twice. Other coaching stops for Robinson include serving as a graduate assistant at Arkansas in 1991, running backs coach at Utah State in 1992-93, four years as running backs coach at TCU from 1994-97.

After his three-year stint with Dallas, Robinson joined the staff at Oklahoma State, coaching running backs for the Cowboys in 2001 where he helped the development of Tatum Bell, who would later become a second round NFL Draft pick.

He followed that with four years at Georgia Tech, the first as wide receivers coach and then tight ends coach for the next three years. In his first season at Georgia Tech, Kerry Watkins led the ACC in receptions with 71 and ranked No. 2 in the league in receiving yards with 1,050.

Robinson coached the running backs at Memphis in 2006 and then held the same position at Miami (Fla.) from 2007-09 before returning to the NFL to coach running backs for the Cardinals.

During his various college stops, he also served minority coaching internships with the New Orleans Saints, St. Louis Rams, Dallas Cowboys and Miami Dolphins.

Robinson got his coaching start at Woodham High School in Pensacola, Florida, where he spent two years. He followed that three years at his alma mater, Central High School in Phenix City, Alabama, before joining the Arkansas staff as a graduate assistant in 1991.

He was a 3-year starter at strong safety and team captain as a senior at Troy State, where he was a member of the 1984 Division II national championship team. He received his bachelor's degree in criminal justice at Troy State in 1985.

Robinson was born on April 4, 1963. He and his wife, Lartonyar, have three children: sons Dantrell and Trey, and daughter Towanda.



Tommie and his wife Lartonyar

#### THE ROBINSON FILE

Year at LSU: Second (appointed February 9, 2017)  
 Birthdate: April 4, 1963  
 Hometown: Phenix City, Ala.  
 Wife: Lartonyar  
 Children: Dantrell, Towanda, Trey  
 High School: Central High School (Phenix City, Ala.)  
 Alma Mater: Troy State (1985)

#### PLAYING EXPERIENCE

1982-86 Troy State (strong safety)

#### COACHING EXPERIENCE

1986-87 Woodham (Pensacola, Fla.) High School (assistant coach)  
 1988-90 Central (Phenix City, Ala.) High School (assistant coach)  
 1991 Arkansas (graduate assistant)  
 1992-93 Utah State (running backs)  
 1994-97 TCU (wide receivers)  
 1998-00 Dallas Cowboys (offensive assistant/wide receivers/special teams)  
 2001 Oklahoma State (running backs)  
 2002-05 Georgia Tech (wide receivers, 2002; tight ends, 2003-05)  
 2006 Memphis (running backs)  
 2007-09 Miami (Fla.) (running backs)  
 2010-12 Arizona Cardinals (running backs)  
 2013 Southern Cal (running backs/pass game coordinator)  
 2014-15 Texas (running backs)  
 2016 Southern Cal (running backs/run game coordinator)  
 2017-18 LSU (running backs/recruiting coordinator/assistant head coach)

#### BOWL EXPERIENCE

##### As a coach

Season	Bowl	Team	Opponent	Results
1991	Independence	Arkansas	Georgia	L, 24-15
1993	Las Vegas	Utah State	Ball State	W, 42-33
1994	Independence	TCU	Virginia	L, 20-10
2002	Silicon Valley	Georgia Tech	Fresno State	L, 30-21
2003	Humanitarian	Georgia Tech	Tulsa	W, 52-10
2004	Champs Sports	Georgia Tech	Syracuse	W, 51-14
2008	Emerald	Miami (Fla.)	California	L, 24-17
2009	Champs Sports	Miami (Fla.)	Wisconsin	L, 20-14
2013	Las Vegas	Southern Cal	Fresno State	W, 45-20
2014	Texas	Texas	Arkansas	L, 31-7
2016	Rose	Southern Cal	Penn State	W, 52-49
2017	Citrus	LSU	Notre Dame	L, 21-17



# Jerry Sullivan

Senior Offensive Assistant • Passing Game Coordinator

**SUPER BOWL CHAMPION**

Jerry Sullivan, a 25-year NFL coaching veteran who is considered to be the most respected wide receivers coach in the business, serves as LSU's senior offensive assistant and passing game coordinator. Overall, Sullivan brings 45 years of coaching experience to the LSU staff.

This is Sullivan's second stint at LSU as he held the title of wide receivers coach for the Tigers under Bill Arnsparger and Mike Archer from 1984-90. Sullivan spent the 2017 season serving as a consultant for Orgeron and the Tigers.

Sullivan, a native of Miami who played football for two years at Florida State, spent 21 years in the college ranks before joining the San Diego Chargers in the NFL in 1992. Sullivan worked with six NFL franchises during his pro career, most recently finishing a five-year stint with the Jacksonville Jaguars in 2016.

Sullivan coached several Pro Bowl receivers in his career, including the San Diego Chargers' Anthony Miller (1992-93) and Tony Martin (1996), Detroit Lions' Herman Moore (1997-98) and Germaine Crowell (1999), Arizona Cardinals' David Boston (2001) and Anquan Boldin (2003); and the Jaguars' Allen Robinson (2015). Larry Fitzgerald, an All-Pro and future Pro Football Hall of Fame, credits Sullivan for helping groom him into one of the top wide receivers in NFL history.

Sullivan was part of a San Diego staff that helped lead the Chargers to the Super Bowl in 1994, in what was his third year in the NFL.

At his last NFL stop with the Jaguars, Sullivan oversaw a receiving corps that had a breakout season in 2015. Second-year wide out Allen Robinson earned his first career Pro Bowl after posting 80 receptions for 1,400 receiving yards and a franchise-record 14 receiving touchdowns. Robinson tied for the NFL lead in receiving touchdowns, while also setting the Jaguars single-season records in receiving average (17.5, min. 60 receptions) and 20-plus-yard receptions (31).

Robinson became one of just four NFL players since the 1970 merger to record 1,400-plus receiving yards, 14-plus receiving touchdowns and 17.5-plus yards per reception in a single season, joining Calvin Johnson in 2011, Randy Moss in 2000 and Jerry Rice in 1986.

As wide receivers coach/ senior assistant for the San Francisco 49ers from 2005-10 he groomed wide receiver Michael Crabtree, who was the 10th overall pick in 2009 in the NFL Draft. Crabtree had 103 receptions for 1,366 yards and eight touchdowns under Sullivan's tutelage. Under the guidance of Sullivan, 2008 sixth-round pick Josh Morgan posted a career-high 52 receptions for 527 yards in 2009 and had a career-best 698 receiving yards on 44 receptions in 2010.

In 2008, Sullivan's unit was highlighted by the play of 15-year veteran wideout Isaac Bruce, who earned the team's Len Eshmont Award for his courageous and inspiring play. Bruce had seven touchdown receptions, his most since 2002, and led all receivers with 835 receiving yards on 61 catches.

Prior to his time with the 49ers, Sullivan spent one season as wide receivers coach for the Miami Dolphins in 2004. He was a member of the Arizona Cardinals coaching staff for three seasons (2001-03). In his first two seasons with the club, Sullivan mentored the team's wide receivers, where he worked with a group that included David Boston, who led the NFL with 1,598 receiving yards on 98 receptions in 2001 and was selected to the first Pro Bowl of his career. Sullivan was promoted to offensive coordinator in 2003 where he worked with wide receiver Anquan Boldin. Boldin finished third in the NFL in receptions (101) and receiving yards (1,377) on his way to being named the NFL's Rookie of the Year as well as a starter on the NFC's Pro Bowl squad.

Sullivan's NFL coaching career began in 1992 with the San Diego Chargers where he spent five seasons (1992-96) helping the franchise to the Super Bowl during the 1994 season. He coached players to three Pro Bowl appearances during his time with the Chargers – Anthony Miller in 1992 and 1993 followed by Tony Martin in 1996.

He also coached wide receivers in Detroit from 1997-2000. At Detroit, Herman Moore was a first team All-Pro selection in 1997 with 104 receptions for 1,293 yards and eight TDs.

At LSU from 1984-90, Sullivan helped develop Wendell Davis into a two-time All-American and a record-setting receiver for the Tigers. Under Sullivan's tutelage, Davis set LSU records for receptions in a game (14 vs. Ole Miss, 1986), receptions in a season (80 in 1986) and career (183), receiving yards in season (1,244 in 1986) and career (2,708).

At LSU, Sullivan helped the Tigers to a pair of SEC Championships in 1986 and 1988. The Tigers appeared in five bowl games with Sullivan on staff and won 10 games in 1987 and nine contests in 1985 and 1986.

Sullivan got his start in coaching at Kansas State in 1971 where he spent two years with the Wildcats. From there, Sullivan coached receivers at Texas Tech (1973-75), South Carolina (1976-1982), Indiana (1983), LSU (1984-90) and Ohio State in 1991 before moving on to the NFL.



Sullivan played quarterback at Miami Jackson High School where he earned a scholarship to Florida State. Sullivan spent two years at Florida State and later transferred to Delta State, where he graduated in 1968. Sullivan and his wife, Connie, have two sons, Jon-Eric, who is the co-director of player personnel for the Green Bay Packers, and Matthew along with daughter, Allison.

#### THE SULLIVAN FILE

Year at LSU:	Eighth
Birthdate:	July 13, 1945
Hometown:	Miami, Fla.
Wife:	Connie
Children:	Jon-Eric, Matthew, Allison
High School:	Jackson (Miami, Fla.) High School
College:	Delta State, 1968
Postgraduate:	Delta State, 1969

#### COACHING EXPERIENCE

1968	Delta State (graduate assistant)
1970	Vicksburg (Miss.) High School (head coach)
1971-72	Kansas State (graduate assistant, 1971; wide receivers, 1972)
1973-75	Texas Tech (wide receivers)
1976-82	South Carolina (wide receivers)
1983	Indiana (wide receivers)
1984-90	LSU (wide receivers)
1991	Ohio State (wide receivers)
1992-96	San Diego Chargers (wide receivers)
1997-00	Detroit Lions (wide receivers)
2001-03	Arizona Cardinals (wide receivers, 2001-02; offensive coordinator, 2003)
2004	Miami Dolphins (wide receivers)
2005-10	San Francisco 49ers (wide receivers)
2012-16	Jacksonville Jaguars (wide receivers)
2017-18	LSU (consultant, 2017; sr. offensive assistant/passing game coordinator, 2018)

#### BOWL EXPERIENCE

As a coach				
Season	Bowl	Team	Opponent	Results
1973	Gator	Texas Tech	Tennessee	W, 28-19
1974	Peach	Texas Tech	Vanderbilt	T, 6-6
1979	Hall of Fame	South Carolina	Missouri	L, 24-14
1980	Gator	South Carolina	Pitt	L, 37-9
1984	Sugar	LSU	Nebraska	L, 28-10
1985	Liberty	LSU	Baylor	L, 21-7
1986	Sugar	LSU	Nebraska	L, 30-15



## Dr. Sam Nader

### Assistant AD/Football Operations

The longest standing member of the LSU football staff, Sam Nader enters his 44th year with the program in 2018. Nader is LSU's Assistant Athletic Director for Football Operations, a position he was elevated to during the summer of 2000. During his time at LSU, Nader has been part of two national championships, six SEC titles and 30 bowl games.

Nader is responsible for overseeing all of the day-to-day administrative duties for the LSU

football team.

Nader joined the LSU staff as a graduate assistant in 1975 and was hired by head coach Charles McClendon as a full-time assistant coach in 1977. He was named recruiting coordinator in 1980 and served in that role through the 1993 season.

When the NCAA eliminated the recruiting coordinator's position, Nader assumed the position of administrative assistant for football operations in 1994 and remained in that role, where he handled a myriad of responsibilities for the LSU football program, until his promotion to assistant athletic director in 2000.

Nader was a quarterback for the Auburn Tigers from 1963-67. From 1968-69, he served as assistant coach at Jordan High School in Columbus, Georgia, and was promoted to head coach and athletics director in 1970. He served in that capacity until 1974.

In his role as recruiting coordinator, Nader spearheaded the recruiting efforts of 32 players who developed into All-SEC First-Team players, plus seven who became All-Americans.

Nader is married to the former Ann Gardner of Montgomery, Alabama, and they have three children, Breau, Lauren and John Ryan, and five granddaughters, Brooks Claire, Mary Holland, Grace Ann, and Sarah Jane, who are the daughters of Breau and his wife Holland, and Alyssa, who is the daughter of John Ryan.



## Sharon Lewis

### Assistant AD/Football Recruiting and Alumni Relations

Sharon Lewis enters her 17th season with the LSU football program this year, serving as the Assistant Athletic Director of Football Recruiting and Alumni Relations.

Lewis joined the LSU football program in 2002 as coordinator for recruiting. She was elevated to her current role during the spring of 2007, becoming the first female in the Southeastern Conference to hold the title of Assistant Athletic

Director for Football Recruiting.

Lewis has played a large part in LSU's continued recruiting success. Her role with the football department is to direct all official and unofficial recruiting visits with duties including but not limited to travel arrangements, accommodations, meals, tours, compliance documentation and expense reports as well as managing the recruiting interns. Lewis also oversees all special events associated with recruiting, such as pregame and post-game events, dinners, banquets and social outings for official visits. Additionally, she manages student workers to help with the day-to-day recruiting tasks and planned activities.

Her role also involves fostering and maintaining good relationships with former Tigers. She is also President of LSU's National L-Club, the school's letterwinner organization.

Lewis has been a part of LSU Athletics for many years as she was an All-SEC heptathlete and high jumper for LSU's national championship women's track and field program and worked as a student assistant in recruiting during her undergraduate days in Baton Rouge.

The multi-skilled Lewis began her career in athletics working for Career Sports International, where she coordinated recruiting efforts and implemented personal development plans for clients. She also spent four years working for the Alamo Bowl in San Antonio as the sponsorship coordinator and assistant to the executive director.

A native of San Antonio, Lewis earned her bachelor's degree from LSU in 1991 and added a master's degree from Southern University in 2003. She has a son, Sean.



## Kevin Faulk

### Director of Player Development

#### SUPER BOWL CHAMPION

Kevin Faulk, the leading rusher in LSU history and three-time Super Bowl Champion, is in his first season as Director of Player Development for the Tiger football team.

As Director of Player Development for his alma mater, Faulk works with LSU's football student-athletes on their academic direction, social development and overall quality of life with the goal of enhancing their development in the classroom, the community and on the football field.

Faulk, who is the school's all-time leader in rushing yards (4,557) and rushing TDs (46), starred in the backfield for the Tigers from 1995-98, helping LSU to three bowl appearances over that span. Faulk earned All-America honors from the Associated Press in 1996.

Faulk capped his record-setting LSU career as the SEC's all-time leader in all-purpose yards with 6,833. He still ranks third in SEC history in rushing yards and rushing TDs.

Drafted in the second round of the 1999 NFL Draft by the New England Patriots, Faulk spent his entire 13-year NFL career with that franchise. Faulk appeared in five Super Bowls with the Patriots, winning the title three times.

Faulk scored 33 touchdowns (16 rushing, 15 receiving, 2 kickoff returns) during his career with the Patriots and he holds the franchise record for all-purpose yards (12,349) and kickoff return yards (4,098).

A native of Carencro, Louisiana, Faulk retired from the NFL on October 9, 2012 and was elected into the Patriots Hall of Fame on May 18, 2016. Faulk is a member of the Patriots All-Decade Team for the 2000s and was named to the franchise's 50th Anniversary team as a return specialist.

Faulk is also a member of the LSU Athletic Hall of Fame as well as the Louisiana Sports Hall of Fame.

Faulk graduated from LSU in 1999 with a kinesiology degree. He's served as an assistant football coach at Carencro, his high school alma mater, since his retirement from the NFL.



## Derek Ponamsky

### Special Assistant to the Head Coach

Derek Ponamsky joined the LSU football staff in September 2016 as Special Assistant to Head Coach Ed Orgeron.

Ponamsky's primary responsibilities include assisting Orgeron in the day to day organization and operation of his schedule as well as serving as the liaison to the administration.

Prior to being hired by Orgeron at LSU, Ponamsky hosted a daily radio show for six years on ESPN Radio in Baton Rouge and worked on the pre and post-game shows for LSU football on the LSU Sports Radio Network.

Ponamsky, a native of Chalmette, Louisiana, attended LSU and has been involved with Louisiana Special Olympics, the Cystic Fibrosis Foundation of Baton Rouge and Autism Speaks. Ponamsky and his wife Leanne have a daughter, Alys.



## Doug Aucoin

**Director of Video**

Doug Aucoin, widely considered one of the most respected in his profession at the national level, enters his 22nd season as LSU's Director of Video.

Aucoin has claimed SEC Video Coordinator of the Year four times, most recently in 2011 when the Tigers posted a 13-0 regular season mark and reached the

BCS National Championship Game. Aucoin was also named the 2010 Bob Matey National Video Coordinator of the Year by the Collegiate Sports Video Association. The award, which is voted on by other video coordinators in the profession, is presented to the individual who possesses the qualities and attributes of the late Bob Matey, the former video coordinator at Texas A&M.

Aucoin, who joined the Tigers in 1997 after a stint with Tulane, is responsible for analytical support of computer and video technologies including the taping of games and practices, opponent video exchange, self-scout and opponent breakdowns, and tape cut-ups used as a teaching tool. Aucoin also manages the computer network that the football coaches use for statistical analysis as well as self-scouting and the scouting of opponents.

Aucoin oversees a staff of 13 people, which includes two full-time assistants and eleven student assistants.

Prior to working for Tulane, Aucoin was employed by the New Orleans Saints as an assistant to his brother, Albert, who was video director for the Saints. Their father, Erby, is a member of the Saints Hall of Fame for his pioneering analytical film work in the early years of the National Football League.

A native of New Orleans, Aucoin graduated from Riverdale High School and the University of New Orleans, earning his degree in business administration in 1995. In the summer of 1998, Aucoin married the former Angela Bordelon and the couple has three children, Ryan, Shane and Chanler.



## Charles Baglio

**Director of External Football Relations**

Charles Baglio, one of the most successful high school football coaches in Louisiana over the last 20 years of his coaching career, enters his 16th season with LSU Athletics the Director of External Relations for the Tiger football team.

Baglio came to LSU in 2002 after coaching at Independence High School for 34 years, 22 of which as head coach. While at Independence, Baglio posted a head coaching record of 205-69. He won nine district titles and led his team to the state championship game twice.

Baglio also had numerous players go on to play collegiate football, including former Tiger running back LaBrandon Toefield, who spent several seasons in the NFL with the Jacksonville Jaguars and the Carolina Panthers.

Baglio, who goes by the nickname of "Coach Bags", graduated from Southeastern Louisiana University in 1967 with a degree in health and physical education and followed that with a master's degree from SLU in 1973 in supervision and administration.

Baglio, an avid golfer who regularly shoots in the 70s, is a native of Independence, Louisiana.



## Louis Bourgeois

**Assistant Equipment Manager**

Louis Bourgeois begins his eighth year as a full-time member of the LSU equipment staff in 2018. In addition to his duties with the LSU football team, Bourgeois is also responsible for overseeing the day-to-day equipment operations for LSU's golf program, along with the cheerleaders and the Tiger band.

Overall, Bourgeois is in his 13th year as part of the LSU equipment staff as he served as a student assistant from 2006-10.

Bourgeois, a country music enthusiast, graduated from LSU in 2010 with a degree in sports administration. He's married to the former Kate Liddell and the couple has a daughter, Brynn.



## Derek Calvert

**Associate Athletic Trainer**

Derek Calvert enters his third season as a football athletic trainer after serving the previous two seasons with the LSU track and field and cross country teams.

In his fifth season overall as an associate athletic trainer, Calvert returned to Baton Rouge after working with Dr. Williams Meyers at the Vincera Institute in Philadelphia

as a certified athletic trainer assisting with patients who had sustained core muscle injuries. He earned his master's degree in sports management from LSU in 2013 while working with the gymnastics and football teams.

Calvert gained additional experience with the Minnesota Vikings as a seasonal assistant athletic trainer from 2009-10. He graduated from the University of Illinois in 2008 with a degree in kinesiology.

Calvert is a native of Blue Mound, Illinois, and is a member of the National Athletic Trainer's Association as well as the Southeast Athletic Trainers Association.



## Eric Cookmeyer

**Assistant Equipment Manager**

Eric Cookmeyer enters his first season as a full-time member of the LSU equipment staff. In addition to his duties with the football team, Cookmeyer is also responsible for overseeing the day-to-day equipment operations for the LSU gymnastics, track and field, men's basketball and women's basketball programs.

Cookmeyer returned to Baton Rouge in April 2018 after working for the University of Alabama's equipment staff as a full-time intern for two years. The Mandeville, Louisiana, native served as a student manager on the LSU equipment staff for three years. The avid soccer fan graduated from LSU with a bachelor's degree in sport administration in May 2014.



## Brandon Dubuy

**Assistant Equipment Manager**

Brandon Dubuy enters his second season as a full-time member of the LSU equipment staff. In addition to his duties with the LSU football team, is responsible for overseeing the day-to-day equipment operations for the volleyball, beach volleyball, tennis and cheerleading programs.

Dubuy is in his fifth year as a member of the equipment staff after serving as a student manager for three years. Dubuy graduated from LSU in December 2016 with his bachelor's degree in kinesiology.



## Jeff Grigus

**Assistant Director of Operations**

Jeff Grigus enters his first season as assistant director of operations for the LSU football program in 2018.

His primary role as the assistant director of operations is to oversee the day-to-day organizational and operations of the LSU football program.

Before moving to operations, Grigus, worked for eight seasons as an assistant equipment manager. A native of Lake Charles, Louisiana, Grigus graduated from LSU in 2010 with a degree in construction management. Grigus served as a student assistant on the equipment staff for five years before being elevated to his full-time equipment staff role in 2011.



## Jack Marucci

**Director of Athletic Training**

A leader in the field of athletic training, Jack Marucci enters his 23rd season as Director of Athletic Training at LSU. Since joining the Tigers, Marucci's leadership and vision here moved LSU to the forefront of athletic training at the collegiate level.

As the program's director, Marucci oversees the athletic training operation for all 21 varsity sports, which includes supervising a staff of 13 full-time trainers, three nutrition staff members, and seven graduate assistants.

An experienced trainer with a strong background in collegiate athletics, Marucci helped design the Broussard Center for Athletic Training at Tiger Stadium as well as the one located in the Football Operations Building, which the football team operates out of on a daily basis. At LSU, Marucci has been part of two national titles in football and four SEC Championships.

Marucci served as an assistant athletic trainer at Florida State from 1988-96, a stint that included eight bowl trips with the Seminoles. While in Tallahassee, he also served as the host trainer for two NCAA regional baseball tournaments.

Marucci graduated from West Virginia in 1986 with a bachelor's degree in athletic training and then gained his master's from Alabama in 1988, serving as a graduate assistant trainer for the Crimson Tide from 1986-88. He also worked with the Tampa Bay Buccaneers in 1987 and the Cleveland Browns in 1985.

Off the field, Marucci has mastered the art of crafting wooden baseball bats and founded his own company, the Marucci Bat Company. The bat company, which originally started with a workshop in his backyard, now has hundreds of Major Leaguers swinging its bats, including Albert Pujols and the 2006 NL MVP, World Series champion Anthony Rizzo and home run champion Ryan Howard.

# Support Staff

Marucci's bats, which now include a line of aluminum bats for both baseball and softball, are the fastest-growing bat in baseball. The Marucci Bat Company has also been represented in both the Major League All-Star Game and the World Series in recent years with numerous Major Leaguers swinging the Marucci Bat.

Marucci has a son, Gino, who played baseball collegiately at the University of Louisiana at Monroe, and a daughter, Sarah, who is a junior at LSU.



## Tommy Moffitt

**Assistant Athletic Director/Strength & Conditioning**

Considered by many in college football to be one of the nation's premier strength and conditioning coaches, Tommy Moffitt enters his 19th season at LSU.

In 18 years with the Tigers from 2000-17, Moffitt helped strength train and condition an LSU football team that won 177 games during that span, easily the

best stretch in school history.

It was Moffitt's offseason program that helped pave the way to national titles in 2003 and 2007 for the Tigers and LSU's undefeated regular-season in 2011. Following the historic 2011 season, Moffitt was awarded the College Coach's Choice Award by Strength Performance.

Moffitt has been at the forefront of strength and conditioning around the nation in teaching fundamentals. Moffitt focuses on the teaching of strength and conditioning as well as the biomechanics of speed development. In the past 24 seasons, all 24 of Moffitt's teams between LSU, Tennessee and Miami have made it to a bowl game.

Many interns, graduate assistants and full-time staff members have gone from working under Moffitt to jobs around the nation. Currently the football strength and conditioning coaches at Alabama, Ole Miss, South Carolina, University of Texas at San Antonio, Wyoming, Nicholls and Northwestern State worked under Moffitt at one time.

Moffitt was named the 2003 College Strength and Conditioning Coach of the Year by America Football Monthly. Moffitt has been part of national championship football teams at LSU (twice), Miami and Tennessee.

Moffitt was appointed LSU's strength and conditioning coordinator on Jan. 10, 2000. In February 2000, Moffitt was named the 1999 Collegiate Football Strength and Conditioning Coach of the Year by the Professional Football Strength and Conditioning Coaches Society.

Moffitt served as the head strength and conditioning coach at Miami for two years, helping head coach Butch Davis rebuild the Hurricane program. While at Miami, Moffitt was named the 1998 Big East Strength Coach of the Year. Moffitt went to Miami after four seasons, 1994-97, as associate head strength and conditioning coach at Tennessee.

A 1986 graduate of Tennessee Tech, Moffitt started his career as an assistant football coach at John Curtis High School in River Ridge, Louisiana, from 1987-94, earning the 1992 National High School Strength Coach of the Year award given by the Professional Football Strength and Conditioning Coaches Society.

Born in Springfield, Tennessee, Moffitt is married to the former Jill Beron and they have three children, Clay, who is a pitcher at LSU, Aaron who is a redshirt freshman tight end for LSU, and Brady.



## Shelly Mullenix

**Senior Associate Athletic Trainer**

Shelly Mullenix joined the LSU Athletic Training Staff in 1997 after working as a graduate athletic trainer and assistant athletic trainer from 1992-96.

Now a senior associate athletic trainer at LSU, Mullenix plays several key roles in meeting the athletic training needs of the football program and the athletic

department. Mullenix also serves the LSU Department of Kinesiology as a Preceptor and Clinical Supervisor for the Athletic Training Education Program.

In 2009, Mullenix added the title and duties of Director of Wellness to other roles, serving as the athletic training liaison to the Athletic Department Assistance Program (ADAP), which helps maintain the physical and psychological well-being of student-athletes. Mullenix is also the sports medicine liaison to the Cox Communications Academic Center for Student-Athletes and the athletic department's sports psychology & counseling division, assisting in the identification and treatment of athletes' academic and behavioral issues.

Mullenix has worked collaboratively with the athletic department's sports registered dietitians by providing nutritional guidance in both team presentations and individualized counseling. Administratively, she assists with the recruitment of athletic training students, serves as co-coordinator of graduate athletic trainer development, and provides leadership and guidance in the development of athletic training administrative policies.

With an increasing focus on sports science, Mullenix works collaboratively with nationally recognized researchers using a scientific approach to help

minimize injury with the utilization of advanced research tools. These research efforts are directed towards the evaluation of biomechanics and human performance as it relates to optimal hydration status, concussion evaluation and management, as well as the enhancement of overall sports performance in the student-athlete.

Active also in the private sector, Mullenix created Integrated Sports Management (ISM), LLC, in 2006, a consulting company that provides a unique system of program administration, integrating four critical components of successful collegiate athletics: drug testing, mental health services, peer leadership and proper nutrition. Through ISM, Mullenix has consulted with several non-competing Division I collegiate programs and worked three seasons as a contracted consultant for the Miami Dolphins, providing support services in the area of nutritional and psychological consultation.

Shelly Mullenix is currently enrolled in the LSU School of Social work in pursuit of a second master's degree (MSW) with aspirations to add clinical counseling as a component of her practice. She is married to Matthew Mullenix and the couple has twin daughters, Maggie and Briana.



## Lauren Reagan

**Director of Sports Nutrition**

Lauren Reagan enters her fourth year as LSU's Director of Sports Nutrition. As head of LSU's nutrition staff, Reagan is responsible for providing performance nutrition education and resources to LSU Football and all other 20 Tiger sports programs.

Reagan works collaboratively with coaches and support staff to meet team and individual athlete's nutritional needs. With the help of her two assistants and undergraduate interns, Reagan is able to implement proper nutrient timing and recovery for each athlete in and out of season. Reagan uses on campus "fueling stations", grocery store tours, individual consultations, team talks and proper competition meals and game-time fueling to provide the essential nutrition resources for LSU athletes to reach their highest potential.

Reagan, a native of Lubbock, Texas, came to LSU after spending the 2014 season as the sports dietitian for the University of Notre Dame football team. Reagan also assisted with performance nutrition for Notre Dame's 25 other varsity sports.

Reagan graduated from Texas A&M University in 2012 with a degree in nutritional sciences. She then moved to Texas Tech where she earned a master's degree in nutritional sciences specializing in sports nutrition in December of 2013. She served as a sports nutrition graduate assistant for Texas Tech starting in May of 2013 and remained in that capacity until moving to Notre Dame the following year.

Reagan officially became a registered dietitian through the Texas Tech University Dietetic Internship Program in May of 2013.

Reagan is a member of the Collegiate and Professional Sports Dietitians Association (CPSDA) and the Academy of Nutrition and Dietetics.



## Greg Stringfellow

**Equipment Manager**

Greg Stringfellow enters his 14th season as LSU's Director of Equipment after being elevated to the position in the spring of 2004. Stringfellow served as the interim equipment manager during LSU's National Championship season in 2003, stepping in for longtime equipment manager Jeff Boss, who passed away in the

fall of 2003 after a lengthy battle with cancer.

Stringfellow, one of the many equipment managers who learned their trade under Boss, enters his 26 season overall with the Tigers. He previously served as a student assistant in the LSU equipment room for five years.

As a member of the equipment staff, Stringfellow is responsible for the ordering and maintaining of equipment and facilities for the LSU football team as well as LSU's 20 other sports.

Stringfellow lettered two years in football at McGill-Toolen High School in Mobile, Alabama, before coming to LSU, where he earned a degree in construction management in 1997.

An avid golfer and outdoorsman, Stringfellow is a member of the Athletic Equipment Managers Association and annually works the Senior Bowl in Mobile.

He is married to the former Ashley Mitnick, a former LSU soccer standout. The couple has four children, Sarah Elizabeth, Lily Grace, Harper York and Blakely Tara.



**Lance Barilow**  
Asst. Strength & Conditioning Coach



**Mike Caputo**  
Graduate Assistant



**Earl Chevalier**  
Asst. Strength & Conditioning Coach



**Tamara Davis**  
Coordinator of Defensive Operations



**Jonathan Decoster**  
Graduate Assistant



**Emily Dixon**  
Coordinator of Offensive Operations



**Chris Forester**  
Graduate Assistant



**Blaine Gautier**  
Analyst



**Jeremy Hawkins**  
Asst. Director of Player Personnel



**Brad Kragthorpe**  
Analyst



**Steve Kragthorpe**  
Analyst



**Ya'el Lofton**  
Coordinator of Football Operations



**Jeff Martin**  
On-Campus Recruiting



**Jorge Munoz**  
Analyst



**Connor Neighbors**  
Asst. Strength & Conditioning Coach



**James Pawelczyk**  
Football Recruiting Creative Coordinator



**Keava Soil-Cormier**  
Analyst



**Lois Stuckey**  
Administrative Coordinator



**Nathan Triche**  
Asst. Director of Player Personnel



**Vic Vilorio**  
Sr. Associate Strength & Conditioning Coach



**Ronnie Wheat**  
Analyst



**Leon Wright**  
Analyst



**Caleb Young**  
Graduate Assistant

**NOT PICTURED:** Kevin Coyle - Analyst, Mark Criner - Analyst, Donovan Jackson - Analyst, & Aaron Schwanz - Analyst

# White, Williams Led SEC in Tackles and Interceptions

For the first time in nearly 25 years players from the same team led the Southeastern Conference in tackles and interceptions in the same season as LSU linebacker **Devin White** and cornerback **Greedy Williams** accomplished the feat in 2017. White led the SEC with 133 tackles, while Williams paced the league with five interceptions. The last time players from the same team led the SEC in tackles and interceptions in the same year came in 1993 when Ole Miss' Abdul Jackson (140 tackles) and Alundis Brice (seven interceptions) did it. White led the SEC in tackles in regular season games with 127. He compiled 133 total on the season and led the Tigers in tackles in 10 games, setting or tying his career high in tackles in six games in 2017. The Springhill, Louisiana, native was named the SEC Defensive Player of the Week following his performances against Florida, Auburn, Arkansas and Texas A&M. The second team All-American and first team All-SEC performer became the first player in league history to be named the conference's defensive player of the week four times in one season. In his first year of action, redshirt freshman Williams led the SEC in interceptions with six. He was the first LSU player to lead the league in interceptions since Craig Steltz in 2007 when Steltz also recorded six. He was also the first freshman to lead the SEC in interceptions since Ko Simpson from South Carolina in 2004. Williams also totaled 15 passes defended, which ranked first in the league. His interceptions were against BYU, Chattanooga, Syracuse, Arkansas, Texas A&M and Notre Dame. Williams was named third team All-American and was one of two freshmen to be named to any AP team.

## LSU Extends Streak of Consecutive Seasons of 8 Wins or More to 18

With the win against Tennessee in November 2017, LSU extended its streak of consecutive eight-win seasons to 18, dating back to the 2000 season. LSU's active streak of 18-straight seasons with at least eight wins is tied with Oklahoma in Power 5 schools and ranks behind only Boise State (19). It is the longest streak in the history of the SEC, leading Tennessee 16 (1989-2004); Florida 14 (1990-2003); Georgia 13 (1997-2009); Alabama 13 (1971-83).

## Six Tigers Named Permanent Team Captains

LSU named six players as the National L-Club Permanent Team Captains for 2017. The group included: WR **DJ Chark** and C **Will Clapp** on offense, DE **Christian LaCouture**, LB **Devin White** and DE **Rashard Lawrence** on defense, and WR **Russell Gage** on special teams.

## White, Williams Win Charles McClendon Award as LSU's MVP in 2017

Sophomore linebacker Devin White and senior running back Darrel Williams were named the recipients of the Charles McClendon Award as LSU's most valuable players in 2017. Williams and White were both first-time recipients of the honor. White, a first team All-Southeastern Conference selection and a second team All-American, led the team in tackles with 133. He was named the SEC Defensive Player of the Week a league record four times in 2017. Williams finished second on the team with 820 rushing yards and nine TDs. He added 23 receptions for 331 yards. Against Ole Miss, Williams became the first player in LSU history to have 100 yards rushing and receiving in the same game.

## Trio of Tigers Earn All-America Honors

**Donte Jackson**, **Devin White** and **Greedy Williams** earned All-America honors for their respective 2017 campaigns. Jackson became the second starter in the LSU second to earn an All-America honor, joining redshirt freshman Williams who picked up a third team honor from the Associated Press. Jackson, the second round draft pick by the Carolina Panthers, started 12 games for the Tigers in 2017 and racked up 49 tackles to go along with 10 pass breakups and an interception. The Marrero, Louisiana, native ranked eighth in the Southeastern Conference in passes defended with 11. Williams was just one of two freshmen named to any AP team. The SEC leader with 15 passes defended and six interceptions helped lead the Tigers to a No. 3 conference ranking in rushing defense and No. 4 in total defense. White was named a second team All-American by the Football Writers Association of America. His performance was instrumental in 18th-ranked Tigers' season, leading the SEC in tackles with 133, the sixth-highest single-season total in school history. The sophomore finished third in the league in tackles for loss with 14.0.

## LSU Made a School-Record 18th Straight Bowl Game

For a school-record 18th-straight season, the Tigers earned a berth in the Citrus Bowl against Notre Dame on Jan. 1, 2018. LSU has played in a bowl game each year since 2000 and has a total of 25 bowl wins in school history. The current streak of 18 consecutive bowl appearances ranks No. 5 nationally, trailing only Florida State (36), Virginia Tech (25), Georgia (22) and Oklahoma (19).

## Aranda's Defense Flexes

For the second-consecutive season defensive coordinator **Dave Aranda** was selected as a nominee for the Broyles Award, which is given to the nation's top assistant coach. In 25 games at LSU, his defense has only allowed 43 touchdowns for an average of just 1.72 touchdowns per game. As a unit, LSU ranked among the SEC leaders in rushing defense (No. 3 at 126.4 yards per game), pass efficiency defense (No. 3 at 108.4

rating), points per game (No. 4 at 18.8 per game), and total defense (No. 4 at 311.7 yards per game).

## LSU Ties NCAA Record for Fewest Turnovers in a Season with Eight

In the 2017 campaign, LSU turned the ball over just eight times, which set the school record and tied the NCAA record for fewest turnovers in a season. Quarterbacks **Danny Etling** and **Myles Brennan** each threw two interceptions in the season. The four interceptions thrown were the fewest in a season in school history. There were only four players who lost a fumble during the season.

## Seven Tigers on Coaches' All-SEC Teams

**Garrett Brumfield**, **DJ Chark**, **Will Clapp**, **Derrius Guice**, **Donte Jackson**, **Devin White** and **Greedy Williams** were recognized by the league coaches as members of the All-SEC teams. Clapp and White highlighted the first team, while Brumfield, Chark, Guice, Jackson and Williams were voted to the second team.

## LSU Placed Six on the AP All-SEC Team

LSU junior C **Will Clapp**, junior LB **Arden Key**, sophomore LB **Devin White**, and redshirt freshman CB **Greedy Williams** were named to the All-SEC first team by the Associated Press. Junior RB **Derrius Guice** and senior RS **DJ Chark** were also selected to the second team.

## LSU is 73-0 when Rushing for 100 Yards and Holding Opponents to Less than 100 Yards

In the last 164 games, LSU's success is easy to predict when it comes to net rushing yards. LSU will more than likely win when rushing for 100 yards or more as the Tigers are 124-19 when that happens. When the defense holds the opponent to fewer than 100 yards, the Tigers are 74-5. When LSU rushes for 100-plus yards and holds the opponents to fewer than 100 yards, the Tigers are 73-0.



## LSU Wins Three SEC Games in November by 20+ Points for First Time Since 1949

LSU closed out the month of November 2017 by winning three games against SEC opponents by 20+ points each, marking the first time since 1949 and only the second time in school history that the Tigers recorded three November wins of at least 20 points against SEC opponents. LSU beat Arkansas by 23 points (33-10), Tennessee by 20 points (30-10) and Texas A&M by 24 points (45-21). In 1949, the Tigers defeated Vanderbilt by 20 points (33-13), Mississippi State by 27 (34-7) and Tulane by 21 (21-0).

## Tracking the Tigers

WEEK	AP	COACHES	
<b>CFP</b>			
Preseason	13	12	--
Week 2	12	12	--
Week 3	12	11	--
Week 4	25	23	--
Week 5	25	22	--
Week 6	NR	NR	--
Week 7	NR	NR	--
Week 8	24	25	--
Week 9	23	23	--
Week 10	19	20	19
Week 11	NR	25	24
Week 12	21	21	20
Week 13	19	18	18
Week 14	17	16	17
Week 15	16	14	17
<b>Final</b>	<b>18</b>	<b>18</b>	<b>17</b>

## 2017 SEC Standings

<b>Eastern Division</b>			
Team	SEC	Pct.	Overall
Georgia	7-1	.875	13-2
South Carolina	5-3	.625	9-4
Kentucky	4-4	.500	7-6
Missouri	4-4	.500	7-6
Florida	3-5	.375	4-7
Vanderbilt	1-7	.125	5-7
Tennessee	0-8	.000	4-8
<b>Western Division</b>			
Team	SEC	Pct.	Overall
Auburn	7-1	.875	10-4
Alabama	7-1	.875	13-1
<b>LSU</b>	<b>6-2</b>	<b>.750</b>	<b>9-4</b>
Mississippi State	4-4	.500	9-4
Texas A&M	4-4	.500	7-6
Ole Miss	3-5	.375	6-6
Arkansas	1-7	.125	4-8

## 2017 Honors

### Garrett Brumfield • OG

- Second Team All-SEC (SEC Coaches)
- SEC Offensive Lineman of the Week vs. BYU

### K'Lavon Chaisson • LB

- Freshman All-SEC (SEC Coaches)
- First-Year SEC Academic Honor Roll

### DJ Chark • WR

- Co-Offensive MVP (South Team) at Senior Bowl
- SEC Offensive Player of the Week vs. Auburn
- First Team All-SEC – All Purpose (AP)
- Second Team All-SEC – Return Specialist (SEC Coaches)

### Saahdiq Charles • OL

- Freshman All-SEC (SEC Coaches)

### Will Clapp • C

- Rimington Trophy Finalist
- First Team All-SEC (SEC Coaches)
- First Team All-SEC (AP)

### Connor Culp • PK

- SEC Special Teams Player of the Week vs. Ole Miss

### Grant Delpit • DB

- Freshman All-America (ESPN)

### Danny Etling • QB

- SEC Scholar-Athlete of the Year (SEC Coaches)
- Academic All-District (CoSIDA)
- SEC Academic Honor Roll
- Hampshire Honor Society (National Football Foundation)

### Breiden Fehoko • DL

- First-Year SEC Academic Honor Roll

### Blake Ferguson • SNP

- SEC Academic Honor Roll

### Arden Key • LB

- First Team All-SEC (AP)

### Jack Gonsoulin • PK

- SEC Academic Honor Roll

### Josh Growden • P

- SEC Academic Honor Roll

### Derrius Guice • RB

- First Team All-SEC (AP)
- Second Team All-SEC (SEC Coaches)
- SEC Offensive Player of the Week vs. Ole Miss

### Donte Jackson • DB

- Second Team All-SEC (SEC Coaches)

### Christian LaCouture • DE

- SEC Academic Honor Roll

### Louis Landrum • WR

- SEC Academic Honor Roll

### Rashard Lawrence • DE

- SEC Academic Honor Roll

### Caleb Lewis • QB

- SEC Academic Honor Roll

### Rory Luke • OL

- SEC Academic Honor Roll

### John David Moore • TE

- First Team Academic All-America (CoSIDA)
- Academic All-District (CoSIDA)
- SEC Academic Honor Roll
- Hampshire Honor Society (National Football Foundation)

### Michael Ostrom • WR

- SEC Academic Honor Roll

### Zach Von Rosenberg • P

- Freshman All-SEC (SEC Coaches)
- SEC Special Teams Player of the Week vs. Tennessee
- SEC Academic Honor Roll

### Tiger Scheyd • WR

- SEC Academic Honor Roll

### Turner Simmers • OL

- SEC Academic Honor Roll

### Devin White • LB

- Second Team All-America (Football Writers Association of America)
- Second Team All-America (USA Today)
- First Team All-SEC (SEC Coaches)
- First Team All-SEC (AP)
- SEC Defensive Player of the Week vs. Florida
- SEC Defensive Player of the Week vs. Auburn
- SEC Defensive Player of the Week vs. Arkansas
- SEC Defensive Player of the Week vs. Texas A&M

### Greedy Williams • CB

- Third Team All-America (AP)
- First Team All-SEC (AP)
- Second Team All-SEC (SEC Coaches)
- Freshman All-SEC (SEC Coaches)

## 2017 LSU Football Results

**OVERALL RECORD: 9-4 • SEC RECORD: 6-2**

**AP RANKING: 18 • USA TODAY COACHES POLL RANKING: 19**

DATE	OPPONENT	W-L/SCORE	ATTENDANCE
Sept. 2	vs. BYU # (Superdome) [ESPN]	W, 27-0	53,826
Sept. 9	Chattanooga [SECN]	W, 45-10	97,289
Sept. 16	at Mississippi State * [ESPN]	L, 37-7	60,596
Sept. 23	Syracuse [ESPN2]	W, 35-26	96,044
Sept. 30	Troy (HC) [ESPNU]	L, 24-21	99,879
Oct. 7	at #21 Florida * [CBS]	W, 17-16	88,247
Oct. 14	#10 Auburn * [CBS]	W, 27-23	101,601
Oct. 21	at Ole Miss * [ESPN]	W, 40-24	64,067
Nov. 4	at #1 Alabama * [CBS]	L, 24-10	101,821
Nov. 11	Arkansas * [ESPN]	W, 33-10	98,546
Nov. 18	at Tennessee * [ESPN]	W, 30-10	96,888
Nov. 25	Texas A&M * [SECN]	W, 45-21	97,678

### Citrus Bowl Presented by Overton's • Orlando, Fla.

Jan. 1	vs. #14 Notre Dame [ABC]	L, 21-17	57,726
--------	--------------------------	----------	--------

\* - Denotes SEC Game | GG - Gold Game | HC - Homecoming  
# - Game moved from Houston to New Orleans due to hurricane

## Team Statistics

	LSU	OPP
SCORING	354	246
Points Per Game	27.2	18.9
Points Off Turnovers	71	35
FIRST DOWNS	260	211
Rushing	136	83
Passing	108	109
Penalty	16	19
RUSHING YARDAGE	2699	1669
Yards gained rushing	2973	1974
Yards lost rushing	274	305
Rushing Attempts	563	433
Average Per Rush	4.8	3.9
Average Per Game	207.6	128.4
TDs Rushing	25	16
PASSING YARDAGE	2645	2439
Comp-Att-Int	179-300-4	202-378-12
Average Per Pass	8.8	6.5
Average Per Catch	14.8	12.1
Average Per Game	203.5	187.6
TDs Passing	17	11
TOTAL OFFENSE	5344	4108
Total Plays	863	811
Average Per Play	6.2	5.1
Average Per Game	411.1	316.0
KICK RETURNS: #-Yards	21-385	38-760
PUNT RETURNS: #-Yards	19-191	11-69
INT RETURNS: #-Yards	12-54	4-16
KICK RETURN AVERAGE	18.3	20.0
PUNT RETURN AVERAGE	10.1	6.3
INT RETURN AVERAGE	4.5	4.0
FUMBLES-LOST	10-4	14-6
PENALTIES-Yards	75-658	64-465
Average Per Game	50.6	35.8
PUNTS-Yards	59-2375	73-3294
Average Per Punt	40.3	45.1
Net punt average	38.7	42.2
KICKOFFS-Yards	72-4553	54-3296
Average Per Kick	63.2	61.0
Net kick average	41.2	39.6
TIME OF POSSESSION/Game	32:35	27:25
3RD-DOWN Conversions	72/173	63/178
3rd-Down Pct	42%	35%
4TH-DOWN Conversions	4/10	8/21
4th-Down Pct	40%	38%
SACKS BY-Yards	39-217	30-170
MISC YARDS	0	0
TOUCHDOWNS SCORED	44	27
FIELD GOALS-ATTEMPTS	16-27	18-21
ON-SIDE KICKS	0-2	0-2
RED-ZONE SCORES	(43-56) 77%	(30-36) 83%
RED-ZONE TOUCHDOWNS	(33-56) 59%	(19-36) 53%
PAT-ATTEMPTS	(40-43) 93%	(24-25) 96%
ATTENDANCE	591034	411619
Games/Avg Per Game	6/98506	5/82324
Neutral Site Games		2/55776

## Score by Quarters

	1st	2nd	3rd	4th	OT	Total
LSU	61	86	118	89	0	354
Opponents	40	66	86	54	0	246

## Individual Statistics

RUSHING	GP-GS	ATT	GAIN	LOSS	NET	AVG	TD	LONG	AVG/G
Derrius Guice	12-11	237	1284	33	1251	5.3	11	59	104.2
Darrel Williams	13-4	145	842	22	820	5.7	9	77	63.1
Russell Gage	13-2	28	235	3	232	8.3	1	70	17.8
Danny Etling	13-13	72	275	147	128	1.8	2	19	9.8
Nick Brossette	13-1	19	101	5	96	5.1	0	15	7.4
Derrick Dillon	13-3	15	101	15	86	5.7	0	30	6.6
DJ Chark	13-9	12	68	5	63	5.2	1	20	4.8
C. Edwards-Helaire	13-0	9	33	2	31	3.4	0	10	2.4
Lanard Fournette	5-0	1	7	0	7	7.0	0	7	1.4
Stephen Sullivan	13-8	2	5	0	5	2.5	1	4	0.4
Justin Jefferson	6-0	1	4	0	4	4.0	0	4	0.7
John David Moore	12-9	1	1	0	1	1.0	0	1	0.1
Justin McMillan	1-0	1	0	1	-1	-1.0	0	0	-1.0
Myles Brennan	6-0	9	17	23	-6	-0.7	0	6	-1.0
TEAM	7-0	11	0	18	-18	-1.6	0	0	-2.6
<b>Total</b>	<b>13</b>	<b>563</b>	<b>2973</b>	<b>274</b>	<b>2699</b>	<b>4.8</b>	<b>25</b>	<b>77</b>	<b>207.6</b>
<b>Opponents</b>	<b>13</b>	<b>433</b>	<b>1974</b>	<b>305</b>	<b>1669</b>	<b>3.9</b>	<b>16</b>	<b>74</b>	<b>128.4</b>

PASSING	GP	EFFIC	CMP-ATT-INT	PCT	YARDS	TD	LONG	AVG/G
Danny Etling	13-13	153.0	165-275-2	60.0	2463	16	87	189.5
Myles Brennan	6-0	119.1	14-24-2	58.3	182	1	48	30.3
Russell Gage	13-2	0.0	0-1-0	0.0	0	0	0	0.0
<b>Total</b>	<b>13</b>	<b>149.8</b>	<b>179-300-4</b>	<b>59.7</b>	<b>2645</b>	<b>17</b>	<b>87</b>	<b>203.5</b>
<b>Opponent</b>	<b>13</b>	<b>110.9</b>	<b>202-378-12</b>	<b>53.4</b>	<b>2439</b>	<b>11</b>	<b>67</b>	<b>187.6</b>

RECEIVING	GP	NO.	YARDS	AVG	TD	LONG	AVG/G
DJ Chark	13-9	40	874	21.9	3	68	67.2
Foster Moreau	13-13	24	278	11.6	3	60	21.4
Darrel Williams	13-4	23	331	14.4	0	63	25.5
Russell Gage	13-2	21	285	13.6	3	34	21.9
Derrius Guice	12-11	18	124	6.9	2	20	10.3
Derrick Dillon	13-3	14	125	8.9	0	16	9.6
Stephen Sullivan	13-8	11	219	19.9	1	46	16.8
John David Moore	12-9	8	69	8.6	2	14	5.8
Tory Carter	12-1	6	61	10.2	1	28	5.1
Drake Davis	13-1	3	134	44.7	2	87	10.3
C. Edwards-Helaire	13-0	3	46	15.3	0	27	3.5
Dee Anderson	8-0	3	45	15.0	0	30	5.6
JaCoby Stevens	6-1	2	32	16.0	0	27	5.3
Jamal Pettigrew	13-2	1	18	18.0	0	18	1.4
Jacory Washington	8-0	1	6	6.0	0	6	0.8
David Ducre	13-0	1	-2	-2.0	0	0	-0.2
<b>Total</b>	<b>13</b>	<b>179</b>	<b>2645</b>	<b>14.8</b>	<b>17</b>	<b>87</b>	<b>203.5</b>
<b>Opponents</b>	<b>13</b>	<b>202</b>	<b>2439</b>	<b>12.1</b>	<b>11</b>	<b>67</b>	<b>187.6</b>

PUNT RETURNS	NO.	YARDS	AVG	TD	LONG
DJ Chark	18	190	10.6	2	75
Tory Carter	1	1	1.0	0	0
<b>Total</b>	<b>19</b>	<b>191</b>	<b>10.1</b>	<b>2</b>	<b>75</b>
<b>Opponents</b>	<b>11</b>	<b>69</b>	<b>6.3</b>	<b>0</b>	<b>35</b>

INTERCEPTIONS	NO.	YARDS	AVG	TD	LONG
Greedy Williams	6	32	5.3	0	28
Kary Vincent Jr.	1	0	0.0	0	0
John Battle	1	19	19.0	0	19
Grant Delpit	1	0	0.0	0	0
Devin White	1	3	3.0	0	3
Kevin Toliver II	1	0	0.0	0	0
Donte Jackson	1	0	0.0	0	0
<b>Total</b>	<b>12</b>	<b>54</b>	<b>4.5</b>	<b>0</b>	<b>28</b>
<b>Opponents</b>	<b>4</b>	<b>16</b>	<b>4.0</b>	<b>0</b>	<b>10</b>

KICK RETURNS	NO.	YARDS	AVG	TD	LONG
C. Edwards-Helaire	13	247	19.0	0	26
Jonathan Rucker	2	16	8.0	0	9
Darrel Williams	1	21	21.0	0	21
DJ Chark	1	12	12.0	0	12
David Ducre	1	18	18.0	0	18
Nick Brossette	1	29	29.0	0	29
Trey Gallman	1	18	18.0	0	18
Foster Moreau	1	24	24.0	0	24
<b>Total</b>	<b>21</b>	<b>385</b>	<b>18.3</b>	<b>0</b>	<b>29</b>
<b>Opponents</b>	<b>38</b>	<b>760</b>	<b>20.0</b>	<b>0</b>	<b>56</b>

FUMBLE RETURNS	NO.	YARDS	AVG	TD	LONG
Donnie Alexander	1	33	33.0	0	33
<b>Total</b>	<b>1</b>	<b>33</b>	<b>33.0</b>	<b>0</b>	<b>33</b>
<b>Opponents</b>	<b>1</b>	<b>12</b>	<b>12.0</b>	<b>0</b>	<b>12</b>

SCORING	TD	FGs	PATs					SAF	POINTS
			KICK	RUSH	RCV	PASS	DXP		
Derrius Guice	13	0-0	0-0	0-0	0	0-0	0	0	78
Darrel Williams	9	0-0	0-0	0-0	0	0-0	0	0	54
Connor Culp	0	11-16	20-23	0-0	0	0-0	0	0	53
DJ Chark	6	0-0	0-0	0-0	0	0-0	0	0	36
Jack Gonsoulin	0	5-11	20-20	0-0	0	0-0	0	0	35
Russell Gage	4	0-0	0-0	0-0	0	0-0	0	0	24
Foster Moreau	3	0-0	0-0	0-0	1	0-0	0	0	20
Stephen Sullivan	2	0-0	0-0	0-0	0	0-0	0	0	12
John David Moore	2	0-0	0-0	0-0	0	0-0	0	0	12
Drake Davis	2	0-0	0-0	0-0	0	0-0	0	0	12
Danny Etling	2	0-0	0-0	0-0	0	1-1	0	0	12
Tory Carter	1	0-0	0-0	0-0	0	0-0	0	0	6
<b>Total</b>	<b>44</b>	<b>16-27</b>	<b>40-43</b>	<b>0-0</b>	<b>1</b>	<b>1-1</b>	<b>0</b>	<b>0</b>	<b>354</b>
<b>Opponents</b>	<b>27</b>	<b>18-21</b>	<b>24-25</b>	<b>0-0</b>	<b>2</b>	<b>2-2</b>	<b>0</b>	<b>1</b>	<b>246</b>

TOTAL OFFENSE	GP	PLAYS	RUSH	PASS	TOTAL	AVG/G
Danny Etling	13	347	128	2463	2591	199.3
Derrius Guice	12	237	1251	0	1251	104.2
Darrel Williams	13	145	820	0	820	63.1
Russell Gage	13	29	232	0	232	17.8
Myles Brennan	6	33	-6	182	176	29.3
Nick Brossette	13	19	96	0	96	7.4
Derrick Dillon	13	15	86	0	86	6.6
DJ Chark	13	12	63	0	63	4.8
C. Edwards-Helaire	13	9	31	0	31	2.4
Lanard Fournette	5	1	7	0	7	1.4
Stephen Sullivan	13	2	5	0	5	0.4
Justin Jefferson	6	1	4	0	4	0.7
John David Moore	12	1	1	0	1	0.1
Justin McMillan	1	1	-1	0	-1	-1.0
TEAM	7	11	-18	0	-18	-2.6
<b>Total</b>	<b>13</b>	<b>863</b>	<b>2699</b>	<b>2645</b>	<b>5344</b>	<b>411.1</b>
<b>Opponents</b>	<b>13</b>	<b>811</b>	<b>1669</b>	<b>2439</b>	<b>4108</b>	<b>316.0</b>

FIELD GOALS	MADE-ATT	PCT	01-19	20-29	30-39	40-49	50-99	LONG	BLKD
Jack Gonsoulin	5-11	45.5	1-1	2-3	1-4	1-3	0-0	46	0
Connor Culp	11-16	68.8	0-0	2-4	6-7	3-4	0-1	47	0

FG SEQUENCE	LSU	OPPONENTS
BYU	34,(23),(29)	-
Chattanooga	40,47,(45)	(22),47
Mississippi State	-	(30),(45),(27)
Syracuse	-	(42)
Troy	35	36,(37)
Florida	(38)	(25)
Auburn	(42),(36)	(46),(48),(26)
Ole Miss	(35),(38),(32),(47)	(31),(26),(39)
Alabama	(21)	(40)
Arkansas	32	(38)
Tennessee	(30),53,25	(45),46
Texas A&M	(46),(33),26,47,(26)	-
Notre Dame	22,37,(17)	(46),(49)

Numbers in parentheses indicate field goal was made.

PUNTING	NO.	YARDS	AVG	LONG	TB	FC	I20	50+	BLKD
Zach Von Rosenberg	36	1548	43.0	60	1	16	11	4	0
Josh Growden	23	827	36.0	53	0	12	13	2	0
<b>Total</b>	<b>59</b>	<b>2375</b>	<b>40.3</b>	<b>60</b>	<b>1</b>	<b>28</b>	<b>24</b>	<b>6</b>	<b>0</b>
<b>Opponents</b>	<b>73</b>	<b>3294</b>	<b>45.1</b>	<b>61</b>	<b>1</b>	<b>21</b>	<b>27</b>	<b>21</b>	<b>0</b>

KICKOFFS	NO.	YARDS	AVG	TB	OB	RETN	NET	YDLN
Cameron Gamble	62	3944	63.6	30	1			
Connor Culp	10	609	60.9	3	0			
<b>Total</b>	<b>72</b>	<b>4553</b>	<b>63.2</b>	<b>33</b>	<b>1</b>	<b>20.0</b>	<b>41.2</b>	<b>23</b>
<b>Opponents</b>	<b>54</b>	<b>3296</b>	<b>61.0</b>	<b>31</b>	<b>3</b>	<b>18.3</b>	<b>39.6</b>	<b>25</b>

ALL PURPOSE	GP	RUSH	RCV	PR	KR	IR	TOTAL	AVG/G
Derrius Guice	12	1251	124	0	0	0	1375	114.6
Darrel Williams	13	820	331	0	21	0	1172	90.2
DJ Chark	13	63	874	190	12	0	1139	87.6
Russell Gage	13	232	285	0	0	0	517	39.8
C. Edwards-Helaire	13	31	46	0	247	0	324	24.9
Foster Moreau	13	0	278	0	24	0	302	23.2
Stephen Sullivan	13	5	219	0	0	0	224	17.2
Derrick Dillon	13	86	125	0	0	0	211	16.2
Drake Davis	13	0	134	0	0	0	134	10.3
Danny Etling	13	128	0	0	0	0	128	9.8
Nick Brossette	13	96	0	0	29	0	125	9.6
John David Moore	12	1	69	0	0	0	70	5.8
Tory Carter	12	0	61	1	0	0	62	5.2
Dee Anderson	8	0	45	0	0	0	45	5.6
Greedy Williams	13	0	0	0	0	32	32	2.5
JaCoby Stevens	6	0	32	0	0	0	32	5.3
John Battle	12	0	0	0	0	19	19	1.6
Jamal Pettigrew	13	0	18	0	0	0	18	1.4
Trey Gallman	1	0	0	0	18	0	18	18.0
David Ducre	13	0	-2	0	18	0	16	1.2
Jonathan Rucker	13	0	0	0	16	0	16	1.2
Lanard Fournette	5	7	0	0	0	0	7	1.4
Jacory Washington	8	0	6	0	0	0	6	0.8
Justin Jefferson	6	4	0	0	0	0	4	0.7
Devin White	13	0	0	0	0	3	3	0.2
Justin McMillan	1	-1	0	0	0	0	-1	-1.0
Myles Brennan	6	-6	0	0	0	0	-6	-1.0
TEAM	7	-18	0	0	0	0	-18	-2.6
<b>Total</b>	<b>13</b>	<b>2699</b>	<b>2645</b>	<b>191</b>	<b>385</b>	<b>54</b>	<b>5974</b>	<b>459.5</b>
<b>Opponents</b>	<b>13</b>	<b>1669</b>	<b>2439</b>	<b>69</b>	<b>760</b>	<b>16</b>	<b>4953</b>	<b>381.0</b>

# 2017 Final Stats - Defense

	GP-GS	----- TACKLES -----				SACKS NO-YDS	PASS DEFENSE				- FUMBLES -		BLKD	
		SOLO	AST	TOTAL	TFL-YDS		INT-YDS	BU	PD	QBH	RCV-YDS	FF	KICK	SAF
40 Devin White	13-13	37	96	133	14.0-56	4.5-30	1-3	3	4	5	1-0	.	.	.
18 Christian LaCouture	13-13	10	56	66	8.5-36	6.0-32	.	5	5	3	.	.	.	.
26 John Battle	12-12	36	25	61	2.5-12	0.5-3	1-19	4	5	.	.	2	.	.
9 Grant Delpit	13-10	36	24	60	3.5-5	.	1-0	8	9	1	.	.	.	.
99 Greg Gilmore	13-13	15	38	53	10.0-27	7.5-25	.	1	1	2	.	.	.	.
48 Donnie Alexander	9-8	16	35	51	1.0-9	1.0-9	.	.	.	2	1-33	1	.	.
1 Donte Jackson	13-12	32	17	49	3.5-14	1.0-8	1-0	10	11	1	.	.	.	.
23 Corey Thompson	12-8	21	22	43	7.0-45	6.0-40	.	.	.	3	.	.	.	.
29 Greedy Williams	13-13	26	12	38	1.5-3	.	6-32	11	17	1	.	.	.	.
49 Arden Key	8-8	15	18	33	5.5-26	4.0-21	.	.	.	8	.	1	.	.
24 Tyler Taylor	13-5	13	19	32	1.5-4	1.5-4	.	.	.	.	.	.	.	.
90 Rashard Lawrence	10-10	11	21	32	3.5-20	1.5-12	.	1	1	3	.	.	.	.
2 Kevin Toliver II	12-5	15	13	28	2.0-9	1.0-7	1-0	10	11	.	.	2	.	.
4 K'Lavon Chaisson	12-3	9	18	27	4.5-20	2.0-15	.	2	2	2	.	.	.	.
97 Frank Herron	7-0	8	13	21	2.0-4	.	.	.	.	1	.	.	.	.
6 Jacob Phillips	12-0	8	10	18	0.5-1	.	.	1	1	1	.	.	.	.
96 Glen Logan	12-2	.	17	17	1.0-2	0.5-2	.	.	.	1	.	.	.	.
95 Ed Alexander	10-1	3	14	17	1.0-8	1.0-8	.	.	.	.	.	.	.	.
45 Michael Divinity	11-1	6	9	15	2.5-4	1.0-1	.	.	.	1	2-0	.	.	.
30 Eric Monroe	13-1	11	3	14	.	.	.	2	2	.	.	.	.	.
83 Russell Gage	13-2	6	5	11	.	.	.	.	.	.	1-0	.	.	.
43 Ray Thornton	6-2	2	8	10	1.0-3	.	.	1	1	1	.	.	.	.
15 Kary Vincent Jr.	11-3	4	5	9	.	.	1-0	1	2	.	.	.	.	.
21 Ed Paris	3-0	2	6	8	.	.	.	4	4	.	.	.	.	.
98 Deondre Clark	3-0	1	7	8	.	.	.	.	.	1	.	.	.	.
8 Patrick Queen	12-0	2	4	6	0.5-1	.	.	.	.	.	.	.	.	.
17 Xavier Lewis	4-0	4	2	6	.	.	.	.	.	.	.	.	.	.
92 Neil Farrell Jr.	5-0	1	4	5	.	.	.	.	.	1	.	.	.	.
44 Tory Carter	12-1	1	3	4	.	.	.	.	.	.	.	.	.	.
51 Jonathan Rucker	13-0	3	1	4	.	.	.	.	.	.	.	.	.	.
33 Todd Harris Jr.	13-0	.	4	4	.	.	.	.	.	.	.	.	.	.
28 Darrel Williams	13-4	.	2	2	.	.	.	.	.	.	.	.	.	.
53 Layton Garnett	7-0	.	2	2	.	.	.	.	.	.	.	.	.	.
13 Jontre Kirklín	12-0	.	2	2	.	.	.	.	.	.	.	.	.	.
4 Nick Brossette	13-1	.	2	2	.	.	.	.	.	.	.	.	.	.
50 Blake Ferguson	13-0	1	.	1	.	.	.	.	.	.	1-0	.	.	.
35 Devin Voorhies	10-0	.	1	1	.	.	.	.	.	.	.	.	.	.
31 Cameron Lewis	2-0	.	1	1	.	.	.	.	.	.	.	.	.	.
31 Justin Jones	5-0	.	1	1	.	.	.	.	.	.	.	.	.	.
18 John David Moore	12-9	.	1	1	.	.	.	.	.	.	.	.	.	.
14 Drake Davis	13-1	.	1	1	.	.	.	.	.	.	.	.	.	.
36 Cameron Gamble	11-0	1	.	1	.	.	.	.	.	.	.	.	.	.
7 DJ Chark	13-9	1	.	1	.	.	.	.	.	.	.	.	.	.
5 Derrius Guice	12-11	1	.	1	.	.	.	.	.	.	.	.	.	.
<b>Total</b>	<b>13-0</b>	<b>358</b>	<b>542</b>	<b>900</b>	<b>77-309</b>	<b>39-217</b>	<b>12-54</b>	<b>64</b>	<b>76</b>	<b>38</b>	<b>6-33</b>	<b>7</b>	<b>.</b>	<b>.</b>
<b>Opponents</b>	<b>13-0</b>	<b>385</b>	<b>654</b>	<b>1039</b>	<b>66-264</b>	<b>30-170</b>	<b>4-16</b>	<b>32</b>	<b>36</b>	<b>26</b>	<b>4-12</b>	<b>6</b>	<b>.</b>	<b>1</b>

# 2017 Final Stats - Individual

REVIEW

Tackles	UT-AT-TOT	BYU	UTC	MS	SU	TROY	UF	AU	OM	UA	AR	UT	TAMU	ND
Devin White	37-96-133	1-4-5	2-7-9	4-7-11	1-12-13	3-8-11	4-9-13	6-9-15	0-3-3	1-8-9	1-13-14	2-9-11	8-5-13	4-2-6
Christian LaCouture	10-56-66	-	0-3-3	2-9-11	0-3-3	2-10-12	1-8-9	1-6-7	1-3-4	1-2-3	0-3-3	1-5-6	0-2-2	1-2-3
John Battle	36-25-61	3-1-4	3-2-5	3-3-6	6-5-11	3-2-5	3-2-5	DNP	5-2-7	1-1-2	3-2-5	4-1-5	2-2-4	0-2-2
Grant Delpit	36-24-60	2-0-2	1-3-4	2-2-4	3-2-5	0-3-3	0-2-2	6-2-8	8-1-9	4-0-4	1-3-4	3-2-5	2-0-2	4-4-8
Greg Gilmore	15-38-53	0-1-1	0-2-2	2-5-7	0-6-6	3-6-9	0-4-4	2-5-7	-	1-1-2	1-4-5	2-1-3	2-3-5	2-0-2
Donnie Alexander	16-35-51	DNP	2-6-8	1-2-3	1-4-5	1-8-9	2-3-5	1-3-4	DNP	2-2-4	5-7-12	DNP	1-1-2	DNP
Donte Jackson	32-17-49	1-1-2	2-1-3	2-2-4	-	4-1-5	4-5-9	0-1-1	3-2-5	1-0-1	6-2-8	3-0-3	3-1-4	2-1-3
Corey Thompson	21-22-43	3-0-3	1-1-2	2-4-6	2-4-6	1-1-2	0-2-2	1-3-4	-	5-1-6	1-3-4	4-2-6	1-1-2	DNP
Greedy Williams	26-12-38	2-1-3	4-1-5	2-2-4	4-3-7	1-1-2	2-0-2	3-0-3	2-1-3	2-0-2	-	1-1-2	1-0-1	2-2-4
Arden Key	15-18-33	DNP	DNP	0-3-3	1-1-2	1-3-4	0-1-1	3-3-6	5-1-6	4-4-8	1-2-3	DNP	DNP	DNP
Tyler Taylor	13-19-32	2-0-2	1-1-2	1-4-5	1-5-6	1-1-2	0-1-1	0-2-2	3-1-4	1-0-1	0-1-1	2-2-4	-	1-1-2
Rashard Lawrence	11-21-32	1-3-4	DNP	DNP	2-3-5	DNP	0-1-1	0-5-5	0-2-2	1-2-3	0-1-1	1-1-2	2-1-3	4-2-6
Kevin Toliver II	15-13-28	DNP	0-1-1	2-1-3	0-1-1	3-3-6	2-2-4	1-3-4	-	4-1-5	0-1-1	1-1-2	2-1-3	4-2-6
K'Lavon Chaisson	9-18-27	3-0-3	2-2-4	0-2-2	0-4-4	1-3-4	-	0-2-2	-	DNP	0-3-3	1-0-1	1-1-2	1-1-2
Frank Herron	8-13-21	DNP	DNP	DNP	DNP	DNP	DNP	-	1-2-3	2-3-5	2-5-7	-	1-3-4	2-0-2
Jacob Phillips	8-10-18	1-0-1	0-1-1	-	0-3-3	DNP	1-0-1	-	4-2-6	-	-	0-4-4	-	2-0-2
Glen Logan	0-17-17	-	0-3-3	0-3-3	0-2-2	0-4-4	0-2-2	-	-	-	0-2-2	0-1-1	-	DNP
Ed Alexander	3-14-17	1-1-2	0-1-1	0-2-2	DNP	DNP	0-1-1	0-1-1	DNP	0-1-1	0-3-3	0-3-3	0-1-1	2-0-2
Michael Divinity	6-9-15	DNP	0-1-1	-	-	0-2-2	0-1-1	0-1-1	DNP	-	0-1-1	1-0-1	1-2-3	4-1-5
Eric Monroe	11-3-14	1-0-1	-	-	2-1-3	-	2-0-2	4-1-5	2-0-2	-	-	0-1-1	-	-
Russell Gage	6-5-11	-	-	-	-	1-0-1	1-0-1	1-2-3	-	1-1-2	2-1-3	-	0-1-1	-
Ray Thornton	2-8-10	0-1-1	1-0-1	DNP	DNP	DNP	DNP	DNP	DNP	DNP	DNP	0-2-2	0-3-3	1-2-3
Kary Vincent Jr.	4-5-9	1-0-1	2-0-2	0-3-3	1-2-3	-	-	-	-	DNP	-	-	-	DNP
Deondre Clark	1-7-8	DNP	0-1-1	1-2-3	DNP	0-4-4	DNP	DNP	DNP	DNP	DNP	DNP	DNP	DNP
Ed Paris	2-6-8	1-0-1	0-2-2	1-4-5	DNP	DNP	DNP	DNP	DNP	DNP	DNP	DNP	DNP	DNP
Patrick Queen	2-4-6	-	0-2-2	DNP	-	-	-	-	-	-	2-0-2	-	0-2-2	-
Xavier Lewis	4-2-6	DNP	-	2-0-2	2-2-4	-	DNP	DNP	DNP	DNP	DNP	DNP	DNP	DNP
Neil Farrell Jr.	1-4-5	-	1-3-4	-	0-1-1	-	DNP	DNP	DNP	DNP	DNP	DNP	DNP	DNP
Jonathan Rucker	3-1-4	1-0-1	-	0-1-1	1-0-1	-	1-0-1	-	-	-	-	-	-	-
Todd Harris Jr.	0-4-4	0-1-1	-	0-1-1	-	0-1-1	-	-	-	0-1-1	-	-	-	-
Tory Carter	1-3-4	DNP	-	-	-	-	-	-	-	-	0-1-1	0-2-2	-	1-0-1
Darrel Williams	0-2-2	-	-	-	-	0-1-1	-	0-1-1	-	-	-	-	-	-
Jontre Kirklin	0-2-2	-	-	DNP	-	-	-	-	0-1-1	-	-	0-1-1	-	-
Nick Brossette	0-2-2	-	0-2-2	-	-	-	-	-	-	-	-	-	-	-
Layton Garnett	0-2-2	-	-	-	DNP	-	-	0-1-1	0-1-1	DNP	DNP	DNP	DNP	DNP
Derrius Guice	1-0-1	-	-	-	-	DNP	-	-	-	1-0-1	-	-	-	-
Devin Voorhies	0-1-1	-	-	0-1-1	-	-	DNP	DNP	DNP	-	-	-	-	-
Blake Ferguson	1-0-1	-	-	-	-	-	-	-	-	1-0-1	-	-	-	-
Justin Jones	0-1-1	DNP	-	DNP	DNP	0-1-1	-	-	-	DNP	DNP	DNP	DNP	DNP
Drake Davis	0-1-1	-	-	-	-	-	-	-	-	-	-	-	0-1-1	-
DJ Chark	1-0-1	-	-	-	-	1-0-1	-	-	-	-	-	-	-	-
John David Moore	0-1-1	-	-	0-1-1	-	DNP	-	-	-	-	-	-	-	-
Cameron Gamble	1-0-1	DNP	-	-	-	-	-	-	1-0-1	-	-	-	-	-
Cameron Lewis	0-1-1	DNP	-	DNP	DNP	DNP	DNP	0-1-1	DNP	DNP	DNP	DNP	DNP	DNP

TFL-YARDS	UT-AT-TOT	BYU	UTC	MS	SU	TROY	UF	AU	OM	UA	AR	UT	TAMU	ND
Devin White	9-10-14.0	-	1.5-8	1.5-3	0.5-1	1.0-1	1.0-8	2.0-2	-	0.5-3	0.5-1	2.5-6	1.5-8	1.5-15
Greg Gilmore	7-6-10.0	0-5-3	0.5-4	0.5-1	-	1.0-4	1.0-4	1.5-1	-	1.0-1	1.0-1	-	2.0-2	1.0-6
Christian LaCouture	6-5-8.5	-	-	-	0.5-1	2.5-9	1.5-7	-	1.5-6	1.0-10	-	1.5-3	-	-
Corey Thompson	6-2-7.0	2.0-18	1.5-8	-	1.5-7	-	-	-	-	1.0-7	-	-	1.0-5	DNP
Arden Key	4-3-5.5	DNP	DNP	0.5-1	-	-	-	1.5-2	2.0-14	1.5-9	-	DNP	DNP	DNP
K'Lavon Chaisson	3-3-4.5	-	2.5-17	-	0.5-1	0.5-1	-	-	-	DNP	-	-	1.0-1	-
Rashard Lawrence	3-1-3.5	0.5-4	DNP	DNP	2.0-10	DNP	-	-	-	-	-	-	-	1.0-6
Donte Jackson	3-1-3.5	-	0.5-2	-	-	-	-	-	-	-	2.0-10	-	-	1.0-2
Grant Delpit	2-3-3.5	-	-	0.5-0	-	-	-	1.5-3	1.0-2	-	0.5-0	-	-	-
Michael Divinity	1-3-2.5	DNP	0.5-1	-	-	-	-	0.5-1	DNP	-	-	-	-	1.5-2
John Battle	2-1-2.5	-	0.5-3	-	1.0-1	-	-	DNP	-	-	1.0-8	-	-	-
Kevin Toliver II	2-0-2.0	DNP	-	-	-	-	-	-	-	-	-	1.0-7	1.0-2	-
Frank Herron	2-0-2.0	DNP	DNP	DNP	DNP	DNP	DNP	-	-	2.0-4	-	-	-	-
Tyler Taylor	1-1-1.5	-	-	-	1.5-4	-	-	-	-	-	-	-	-	-
Greedy Williams	1-1-1.5	-	-	-	-	-	-	-	-	-	-	1.5-3	-	-
Ray Thornton	0-2-1.0	-	-	DNP	DNP	DNP	DNP	DNP	DNP	DNP	DNP	0.5-2	0.5-1	-
Glen Logan	0-2-1.0	-	-	-	0.5-0	-	0.5-2	-	-	-	-	-	-	-
Ed Alexander	1-0-1.0	-	-	-	DNP	DNP	-	-	DNP	-	-	-	-	1.0-8
Donnie Alexander	1-0-1.0	DNP	-	-	-	-	1.0-9	-	DNP	-	-	DNP	-	DNP
Patrick Queen	0-1-0.5	-	0.5-1	DNP	-	-	-	-	-	-	-	-	-	-
Jacob Phillips	0-1-0.5	-	-	-	-	DNP	-	-	0.5-1	-	-	-	-	-

# 2017 Final Stats - Individual

## Passing

<b>Danny Etling</b>	ATT	CMP	INT	YDS	TD	LNG
vs. BYU	14	17	0	171	0	52
Chattanooga	8	14	0	227	1	48
at Mississippi State	13	29	0	137	0	19
Syracuse	10	17	0	188	2	87
Troy	17	25	1	198	2	34
at Florida	9	16	0	125	1	47
Auburn	13	24	0	206	1	39
at Ole Miss	9	13	0	200	2	63
at Alabama	12	26	1	137	0	31
Arkansas	11	16	0	217	2	68
at Tennessee	11	15	0	81	0	16
Texas A&M	19	30	0	347	3	56
vs. Notre Dame	19	33	0	229	2	30
<b>TOTALS</b>	<b>165</b>	<b>275</b>	<b>2</b>	<b>2,463</b>	<b>16</b>	<b>87</b>

<b>Myles Brennan</b>	ATT	CMP	INT	YDS	TD	LNG
vs. BYU	1	1	0	12	0	12
Chattanooga	1	4	0	5	0	5
Syracuse	4	6	1	75	0	43
Troy	4	7	1	68	1	48
at Alabama	3	5	0	18	0	7
Texas A&M	1	1	0	4	0	4
<b>TOTALS</b>	<b>14</b>	<b>24</b>	<b>2</b>	<b>182</b>	<b>1</b>	<b>48</b>

<b>Russell Gage</b>	ATT	CMP	INT	YDS	TD	LNG
Auburn	1	0	0	0	0	0
<b>TOTALS</b>	<b>1</b>	<b>0</b>	<b>0</b>	<b>0</b>	<b>0</b>	<b>0</b>

## Rushing

<b>Derrius Guice</b>	ATT	GAIN	LOSS	NET	TD	LNG
vs. BYU	27	126	4	122	2	13
Chattanooga	15	108	6	102	2	25
at Mississippi State	15	77	1	76	0	25
Syracuse	8	17	3	14	1	11
at Florida	17	53	3	50	0	8
Auburn	20	78	7	71	0	15
at Ole Miss	22	276	0	276	1	59
at Alabama	19	73	2	71	0	9
Arkansas	21	148	1	147	3	33
at Tennessee	24	97	0	97	1	13
Texas A&M	28	132	5	127	1	23
vs. Notre Dame	21	99	1	98	0	31
<b>TOTALS</b>	<b>237</b>	<b>1284</b>	<b>33</b>	<b>1251</b>	<b>11</b>	<b>59</b>

<b>Darrel Williams</b>	ATT	GAIN	LOSS	NET	TD	LNG
vs. BYU	15	94	2	92	1	16
Chattanooga	8	38	0	38	2	12
at Mississippi State	5	29	0	29	1	10
Syracuse	16	96	4	92	1	24
Troy	17	75	6	69	0	11
at Florida	12	41	6	35	0	9
Auburn	6	18	0	18	0	6
at Ole Miss	22	105	2	103	0	17
at Alabama	7	83	0	83	1	54
Arkansas	9	43	0	43	0	17
at Tennessee	7	69	1	68	2	36
Texas A&M	12	107	1	106	1	77
vs. Notre Dame	9	44	0	44	0	12
<b>TOTALS</b>	<b>145</b>	<b>842</b>	<b>22</b>	<b>820</b>	<b>9</b>	<b>54</b>

<b>Russell Gage</b>	ATT	GAIN	LOSS	NET	TD	LNG
vs. BYU	3	24	0	24	0	10
Chattanooga	3	3	1	2	0	7
at Mississippi State	2	5	0	5	0	5
Syracuse	1	11	0	11	0	11
Troy	1	3	0	3	0	3
at Florida	6	54	2	52	1	30
Auburn	2	71	0	71	0	70
at Ole Miss	2	8	0	8	0	5
Alabama	6	26	0	26	0	9
at Arkansas	1	15	0	15	0	15
Notre Dame	1	15	0	15	0	15
<b>TOTALS</b>	<b>28</b>	<b>235</b>	<b>3</b>	<b>232</b>	<b>1</b>	<b>70</b>

<b>Danny Etling</b>	ATT	GN	LS	NET	TD	LNG
vs. BYU	2	10	0	10	0	6
Chattanooga	4	18	19	-1	0	17
at Mississippi State	4	18	8	10	0	11
Syracuse	4	13	12	1	0	8
Troy	5	57	0	57	0	19
at Florida	9	37	11	26	0	15
Auburn	6	6	15	-9	0	4
at Ole Miss	7	23	22	1	1	7
at Alabama	4	0	20	-20	0	0
Arkansas	4	10	15	-5	0	6
at Tennessee	9	46	4	42	1	13
Texas A&M	4	4	9	-5	0	4
vs. Notre Dame	10	33	12	21	0	11
<b>TOTALS</b>	<b>72</b>	<b>275</b>	<b>147</b>	<b>128</b>	<b>2</b>	<b>19</b>

<b>Nick Brossette</b>	ATT	GN	LS	NET	TD	LNG
Chattanooga	11	68	5	63	0	15
Syracuse	1	3	0	3	0	3
Troy	1	5	0	5	0	5
Texas A&M	6	25	0	25	0	10
<b>TOTALS</b>	<b>19</b>	<b>101</b>	<b>5</b>	<b>96</b>	<b>0</b>	<b>15</b>

<b>Derrick Dillon</b>	ATT	GN	LS	NET	TD	LNG
vs. BYU	1	8	0	8	0	8
Chattanooga	1	2	0	2	0	2
at Mississippi State	2	13	1	12	0	13
Syracuse	1	4	0	4	0	4
Troy	2	27	0	27	0	20
at Florida	1	30	0	30	0	30
Auburn	2	8	0	8	0	6
at Ole Miss	1	6	0	6	0	6
at Alabama	2	3	2	1	0	3
at Tennessee	1	0	4	-4	0	0
vs. Notre Dame	1	0	8	-8	0	0
<b>TOTALS</b>	<b>15</b>	<b>101</b>	<b>15</b>	<b>86</b>	<b>0</b>	<b>30</b>

<b>DJ Chark</b>	ATT	GN	LS	NET	TD	LNG
vs. BYU	2	11	0	11	0	8
Syracuse	3	27	0	27	1	20
Troy	1	0	1	-1	0	0
at Florida	3	23	0	23	0	10
Arkansas	1	0	4	-4	0	0
Texas A&M	2	7	0	7	0	5
<b>TOTALS</b>	<b>12</b>	<b>68</b>	<b>5</b>	<b>63</b>	<b>1</b>	<b>20</b>

<b>Clyde Edwards-Helaire</b>	ATT	GN	LS	NET	TD	LNG
vs. BYU	6	30	2	28	0	10
Chattanooga	1	2	0	2	0	2
at Mississippi State	1	1	0	1	0	1
Texas A&M	1	0	0	0	0	0
<b>TOTALS</b>	<b>9</b>	<b>33</b>	<b>2</b>	<b>31</b>	<b>0</b>	<b>10</b>

<b>Lanard Fournette</b>	ATT	GN	LS	NET	TD	LNG
Chattanooga	1	7	0	7	0	7
<b>TOTALS</b>	<b>1</b>	<b>7</b>	<b>0</b>	<b>7</b>	<b>0</b>	<b>7</b>

<b>Stephan Sullivan</b>	ATT	GN	LS	NET	TD	LNG
Auburn	1	1	0	1	1	1
at Alabama	1	4	0	4	0	4
<b>TOTALS</b>	<b>2</b>	<b>5</b>	<b>0</b>	<b>5</b>	<b>1</b>	<b>4</b>

<b>Justin Jefferson</b>	ATT	GN	LS	NET	TD	LNG
Arkansas	1	4	0	4	0	4
<b>TOTALS</b>	<b>1</b>	<b>4</b>	<b>0</b>	<b>4</b>	<b>0</b>	<b>4</b>

<b>John David Moore</b>	ATT	GN	LS	NET	TD	LNG
vs. BYU	1	1	0	1	0	1
<b>TOTALS</b>	<b>1</b>	<b>1</b>	<b>0</b>	<b>1</b>	<b>0</b>	<b>1</b>

<b>Justin McMillan</b>	ATT	GN	LS	NET	TD	LNG
Auburn	1	0	1	-1	0	0
<b>TOTALS</b>	<b>1</b>	<b>0</b>	<b>1</b>	<b>-1</b>	<b>0</b>	<b>0</b>

<b>Myles Brennan</b>	ATT	GN	LS	NET	TD	LNG
Chattanooga	2	7	0	7	0	6
Syracuse	1	5	0	5	0	5
Troy	2	2	0	2	0	2
at Alabama	3	3	17	-14	0	3
Texas A&M	1	0	6	-6	0	0
<b>TOTALS</b>	<b>9</b>	<b>17</b>	<b>23</b>	<b>-6</b>	<b>0</b>	<b>6</b>

## Receiving

<b>DJ Chark</b>	REC	YDS	TD	LNG
vs. BYU	4	77	0	52
Chattanooga	3	103	0	48
at Mississippi State	3	23	0	12
Syracuse	2	30	0	22
Troy	4	105	0	48
at Florida	1	47	0	47
Auburn	5	150	0	39
at Alabama	3	53	0	23
Arkansas	4	130	2	68
at Tennessee	1	7	0	7
Texas A&M	5	86	1	49
vs. Notre Dame	5	63	0	23
<b>TOTALS</b>	<b>40</b>	<b>874</b>	<b>3</b>	<b>68</b>

<b>Darrel Williams</b>	REC	YDS	TD	LNG
vs. BYU	2	10	0	6
at Mississippi State	2	37	0	19
Syracuse	3	50	0	43
Troy	1	1	0	1
at Florida	3	29	0	13
Auburn	1	2	0	2
at Ole Miss	4	105	0	63
at Alabama	2	7	0	8
at Tennessee	3	30	0	0
Texas A&M	1	56	0	56
vs. Notre Dame	1	4	0	4
<b>TOTALS</b>	<b>23</b>	<b>331</b>	<b>0</b>	<b>63</b>

<b>Russell Gage</b>	REC	YDS	TD	LNG
vs. BYU	2	36	0	32
Chattanooga	3	20	0	9
at Mississippi State	1	16	0	16
Syracuse	1	6	0	6
Troy	3	62	1	34
Auburn	3	28	1	14
at Alabama	1	5	0	5
at Tennessee	1	16	0	16
Texas A&M	4	81	1	33
vs. Notre Dame	2	15	0	15
<b>TOTALS</b>	<b>21</b>	<b>285</b>	<b>3</b>	<b>34</b>

<b>Foster Moreau</b>	REC	YDS	TD	LNG
vs. BYU	1	11	0	11
at Mississippi State	2	17	0	15
Syracuse	3	18	0	7
Troy	3	41	2	20
at Florida	2	26	0	21
Auburn	2	7	0	7
at Ole Miss	1	60	1	60
at Alabama	1	1	0	1
Arkansas	1	9	0	9
at Tennessee	2	5	0	3
Texas A&M	2	19	0	10
vs. Notre Dame	4	64	0	26
<b>TOTALS</b>	<b>24</b>	<b>278</b>	<b>3</b>	<b>60</b>

<b>Stephan Sullivan</b>	REC	YDS	TD	LNG
Chattanooga	1	46	0	46
Syracuse	1	43	1	43
Troy	2	13	0	9
at Alabama	2	44	0	31
Arkansas	2	40	0	21
Texas A&M	1	9	0	9
vs. Notre Dame	2	24	0	13
<b>TOTALS</b>	<b>11</b>	<b>219</b>	<b>1</b>	<b>46</b>

<b>Drake Davis</b>	REC	YDS	TD	LNG
Chattanooga	1	36	1	36
Syracuse	2	98	1	87
<b>TOTALS</b>	<b>3</b>	<b>134</b>	<b>2</b>	<b>87</b>

Derrick Dillon	REC	YDS	TD	LNG
vs. BYU	2	21	0	11
at Mississippi State	2	21	0	11
Syracuse	1	13	0	13
Troy	3	10	0	5
Auburn	1	14	0	14
at Alabama	1	16	0	16
Arkansas	2	13	0	8
at Tennessee	1	12	0	12
Texas A&M	1	5	0	5
<b>TOTALS</b>	<b>14</b>	<b>125</b>	<b>0</b>	<b>16</b>

Derrius Guice	REC	YDS	TD	LNG
vs. BYU	1	4	0	4
at Mississippi State	1	3	0	3
at Florida	2	21	0	15
Auburn	1	5	0	5
at Ole Miss	1	9	0	9
at Alabama	5	29	0	11
at Tennessee	3	11	0	10
Texas A&M	1	18	0	18
vs. Notre Dame	3	24	2	20
<b>TOTALS</b>	<b>18</b>	<b>124</b>	<b>2</b>	<b>20</b>

John David Moore	REC	YDS	TD	LNG
vs. BYU	1	5	0	5
at Mississippi State	2	20	0	14
at Ole Miss	3	26	1	11
Texas A&M	2	18	1	10
<b>TOTALS</b>	<b>8</b>	<b>69</b>	<b>2</b>	<b>14</b>

Tory Carter	REC	YDS	TD	LNG
Troy	2	12	0	7
at Florida	1	2	1	2
Arkansas	1	15	0	15
Texas A&M	2	32	0	28
<b>TOTALS</b>	<b>6</b>	<b>61</b>	<b>1</b>	<b>28</b>

Clyde Edwards-Helaire	REC	YDS	TD	LNG
vs. BYU	2	19	0	12
Texas A&M	1	27	0	27
<b>TOTALS</b>	<b>3</b>	<b>46</b>	<b>0</b>	<b>27</b>

Dee Anderson	REC	YDS	TD	LNG
Arkansas	1	10	0	10
vs. Notre Dame	2	35	0	30
<b>TOTALS</b>	<b>3</b>	<b>45</b>	<b>0</b>	<b>30</b>

JaCoby Stevens	REC	YDS	TD	LNG
Chattanooga	1	27	0	27
Syracuse	1	5	0	5
<b>TOTALS</b>	<b>1</b>	<b>32</b>	<b>0</b>	<b>27</b>

Jamal Pettigrew	REC	YDS	TD	LNG
at Florida	1	18	0	18
<b>TOTALS</b>	<b>1</b>	<b>18</b>	<b>0</b>	<b>18</b>

Jacory Washington	REC	YDS	TD	LNG
Troy	1	6	0	6
<b>TOTALS</b>	<b>1</b>	<b>6</b>	<b>0</b>	<b>6</b>

David Ducre	REC	YDS	TD	LNG
Troy	1	-2	0	-2
<b>TOTALS</b>	<b>1</b>	<b>-2</b>	<b>0</b>	<b>-2</b>

## Offensive Line

Will Clapp	SNAPS	KNOCKDOWNS
vs. BYU	70	9
Chattanooga	46	5
at Mississippi State	62	5
Syracuse	62	2
Troy	63	8
at Florida	66	4.5
Auburn	65	7.5
at Ole Miss	69	8
at Alabama	73	2
Arkansas	58	2
at Tennessee	59	3
Texas A&M	89	9.5
vs. Notre Dame	80	6.5
<b>TOTALS</b>	<b>862</b>	<b>72</b>

Garrett Brumfield	SNAPS	KNOCKDOWNS
vs. BYU	70	11.5
Chattanooga	53	3
at Mississippi State	62	5
Syracuse	62	3
Troy	63	4
at Florida	67	5
Auburn	65	1
at Ole Miss	71	5.5
at Alabama	73	2
Arkansas	58	2
at Tennessee	59	6
Texas A&M	30	2
vs. Notre Dame	80	4
<b>TOTALS</b>	<b>813</b>	<b>54</b>

Ed Ingram	SNAPS	KNOCKDOWNS
vs. BYU	28	2
Chattanooga	44	3
at Mississippi State	40	2.5
Syracuse	18	0
Troy	55	3.5
at Florida	67	2.5
Auburn	65	2.5
at Ole Miss	71	4
at Alabama	73	1
Arkansas	58	0
at Tennessee	59	6
Texas A&M	89	7
vs. Notre Dame	80	3.5
<b>TOTALS</b>	<b>747</b>	<b>37.5</b>

Saahdiq Charles	SNAPS	KNOCKDOWNS
vs. BYU	51	3.5
Chattanooga	35	4
at Mississippi State	22	2
Troy	63	3.5
at Florida	60	4
Auburn	65	5
at Ole Miss	71	4
at Alabama	73	1
Arkansas	58	1
at Tennessee	59	2
Texas A&M	89	1
vs. Notre Dame	38	2
<b>TOTALS</b>	<b>684</b>	<b>33</b>

Toby Weathersby	SNAPS	KNOCKDOWNS
vs. BYU	79	6
Chattanooga	46	2
at Mississippi State	62	2.5
Syracuse	62	3
at Florida	22	1
at Ole Miss	69	5
at Alabama	73	3
Arkansas	58	3
at Tennessee	59	1
Texas A&M	87	8
vs. Notre Dame	80	4
<b>TOTALS</b>	<b>697</b>	<b>38.5</b>

KJ Malone	SNAPS	KNOCKDOWNS
vs. BYU	79	4.5
Chattanooga	56	7
at Mississippi State	62	8
Syracuse	62	4
Troy	63	6
at Florida	14	2
vs. Notre Dame	42	1.5
<b>TOTALS</b>	<b>378</b>	<b>33</b>

Adrian Magee	SNAPS	KNOCKDOWNS
Chattanooga	20	1
Syracuse	44	3
at Florida	38	0
Auburn	65	6
at Ole Miss	3	0
Texas A&M	2	0
vs. Notre Dame	63	0
<b>TOTALS</b>	<b>134</b>	<b>10</b>

Lloyd Cushenberry	SNAPS	KNOCKDOWNS
vs. BYU	9	0
Chattanooga	20	2
Troy	8	0
at Florida	1	0
at Ole Miss	3	0
Texas A&M	59	2.5
<b>TOTALS</b>	<b>100</b>	<b>4.5</b>

Austin Deculus	SNAPS	KNOCKDOWNS
Chattanooga	10	0
at Florida	38	0
<b>TOTALS</b>	<b>48</b>	<b>0</b>

## LSU Superlatives

## HIGHS

<b>Points Scored</b>	45 vs. Chattanooga (9/9) 45 vs. Texas A&M (11/25)
<b>Total Yards</b>	601 vs. Texas A&M (11/25)
<b>Rushing Yards</b>	393 at Ole Miss (10/21)
<b>Rushing Attempts</b>	57 vs. BYU (9/2)
<b>Rushing TDs</b>	4 vs. Chattanooga (9/9) 4 at Tennessee (11/18)
<b>Passing Yards</b>	351 vs. Texas A&M (11/25)
<b>Passes Completed</b>	21 vs. Troy (9/30)
<b>Passes Attempted</b>	33 vs. Notre Dame (1/1)
<b>Passing TDs</b>	3 vs. Troy (9/30) 3 vs. Texas A&M (9/30)
<b>Passes Intercepted</b>	2 vs. Troy (9/30)
<b>First Downs</b>	27 vs. Texas A&M (11/25)
<b>Penalties</b>	11 vs. Chattanooga (9/9)
<b>Penalty Yards</b>	112 at Mississippi State (9/16)
<b>Sacks</b>	5 vs. Chattanooga (9/9) 5 at Florida (10/7)

## LOWS

<b>Points Scored</b>	7 at Mississippi State (9/16)
<b>Total Yards</b>	270 at Mississippi State (9/16)
<b>Rushing Yards</b>	133 at Mississippi State (9/16)
<b>Rushing Attempts</b>	29 at Mississippi State (9/16), vs. Troy (9/30)
<b>Rushing TDs</b>	0 vs. Troy (9/30), vs. Notre Dame (1/1)
<b>Passing Yards</b>	81 at Tennessee (11/18)
<b>Passes Completed</b>	9 vs. Chattanooga (9/9), at Florida (10/7), at Ole Miss (10/21)
<b>Passes Attempted</b>	13 at Ole Miss (10/21)
<b>Passing TDs</b>	0 vs. BYU (9/2), at Mississippi State (9/15), at Florida (10/7), at Alabama (11/4)
<b>Passes Intercepted</b>	0 against multiple teams
<b>First Downs</b>	13 at Mississippi State (9/16)
<b>Penalties</b>	1 at Tennessee (11/18)
<b>Penalty Yards</b>	9 at Tennessee (11/18)
<b>Sacks</b>	1 at Mississippi State (9/16); vs. Arkansas (11/11)

## INDIVIDUAL

<b>All-Purpose Yards</b>	233 by DJ Chark vs. Auburn (10/14)
<b>Rushing Yards</b>	276 by Derrius Guice at Ole Miss (1/21)
<b>Rushing Carries</b>	28 by Derrius Guice vs. Texas A&M (11/25)
<b>Rushing TDs</b>	3 by Derrius Guice vs. Arkansas (11/11)
<b>Longest Rush</b>	77 yards by Darrel Williams vs. Texas A&M (11/25)
<b>Passing Yards</b>	347 by Danny Etling vs. Texas A&M (11/25)
<b>Pass Completions</b>	19 by Danny Etling vs. Texas A&M (11/25), vs. Notre Dame (1/1)
<b>Passing Attempts</b>	33 by Danny Etling vs. Notre Dame (11/25)
<b>Passes Intercepted</b>	1 by Myles Brennan vs. Syracuse (9/23) 1 by Myles Brennan vs. Troy (9/30) 1 by Danny Etling vs. Troy (9/30) 1 by Danny Etling at Alabama (9/30)
<b>Passing TDs</b>	3 by Danny Etling vs. Texas A&M (11/25)
<b>Longest Pass</b>	87 yards by Danny Etling vs. Syracuse (9/23)
<b>Receiving Yards</b>	150 yards by DJ Chark vs. Auburn (10/14)
<b>Receptions</b>	5 by DJ Chark vs. Auburn (10/14) vs. TAMU (11/25), vs. Notre Dame (1/1) 5 by Derrius Guice at Alabama (11/4)
<b>Receiving TDs</b>	2 by Foster Moreau vs. Troy (9/30) 2 by DJ Chark vs. Arkansas (11/11) 2 by Derrius Guice vs. Notre Dame (1/1)
<b>Longest Reception</b>	87 yards by Drake Davis vs. Syracuse (9/23)
<b>FGs Made</b>	4 by Connor Culp at Ole Miss (10/21)
<b>FGs Attempted</b>	4 by Connor Culp at Ole Miss (10/21)
<b>Longest FG Made</b>	47 yards by Connor Culp at Ole Miss (10/21)
<b>PATs</b>	5 by Jack Gonsoulin vs. Syracuse (9/23)
<b>Punts</b>	7 by Josh Growden at Mississippi State (9/16) 7 by Zach Von Rosenberg at Alabama (11/4)
<b>Punts Average</b>	49.2 yards by Zach Von Rosenberg at Tennessee (11/18)
<b>Longest Punt</b>	60 yards by Zach Von Rosenberg at Tennessee (11/18)
<b>Punt Return Yards</b>	83 yards by DJ Chark vs. Auburn (10/14)
<b>Longest Punt Return</b>	75 yards by DJ Chark vs. Auburn (TD) (10/14)
<b>KO Return Yards</b>	72 yards by Clyde Edwards-Helaire vs. Chattanooga (9/9)
<b>Longest KO Return</b>	29 by Nick Brossette at Alabama (11/4)
<b>Total Tackles</b>	15 by Devin White vs. Auburn (10/14)
<b>Tackles for Loss</b>	2.5 by K'Lavon Chaisson vs. Chattanooga (9/9) 2.5 by Christian LaCouture vs. Troy (9/30) 2.5 by Devin White at Tennessee (11/18)
<b>Sacks</b>	2.0 by Corey Thompson vs. BYU (9/2) 2.0 by K'Lavon Chaisson vs. Chattanooga (9/9) 2.0 by Christian LaCouture vs. Troy (9/30) 2.0 by Arden Key at Ole Miss (10/21)
<b>Interceptions</b>	1 by multiple players against multiple teams
<b>Int. Return Yards</b>	28 by Greedy Williams vs. Syracuse (9/23)

## Opponent Superlatives

## HIGHS

<b>Points Scored</b>	37 by Mississippi State (9/16)
<b>Total Yards</b>	465 by Mississippi State (9/16)
<b>Rushing Yards</b>	285 by Mississippi State (9/16)
<b>Rushing Attempts</b>	48 by Mississippi State (9/16)
<b>Rushing TDs</b>	3 by Troy (9/30)
<b>Passing Yards</b>	308 by Syracuse (9/23)
<b>Passes Completed</b>	34 by Syracuse (9/23)
<b>Passes Attempted</b>	55 by Syracuse (9/23)
<b>Passing TDs</b>	2 by multiple teams
<b>Passes Intercepted</b>	2 by Troy (9/30)
<b>First Downs</b>	25 by Mississippi State (9/16)
<b>Penalties</b>	7 by Syracuse (9/23), by Florida (10/7)
<b>Penalty Yards</b>	59 by Arkansas (11/11)
<b>Sacks</b>	6 by Alabama (11/4)

## LOWS

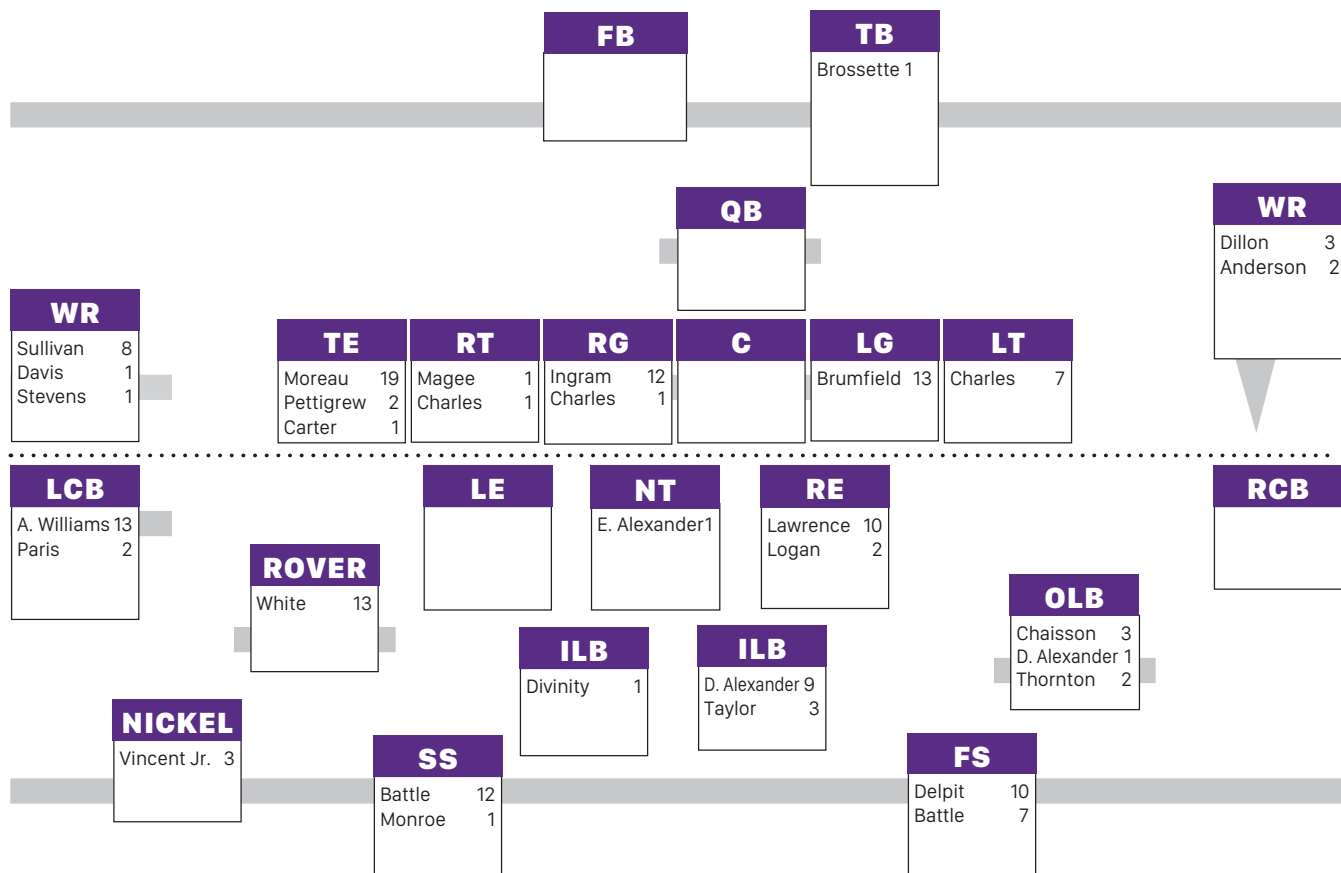
<b>Points Scored</b>	0 by BYU (9/2)
<b>Total Yards</b>	97 by BYU (9/2)
<b>Rushing Yards</b>	-5 by BYU (9/2)
<b>Rushing Attempts</b>	14 by BYU (9/2)
<b>Rushing TDs</b>	0 by BYU (9/2), by Notre Dame (1/1)
<b>Passing Yards</b>	102 by BYU (9/2)
<b>Passes Completed</b>	10 by Florida (10/7)
<b>Passes Attempted</b>	16 by Florida (10/7)
<b>Passing TDs</b>	0 by multiple teams
<b>Passes Intercepted</b>	0 by multiple teams
<b>First Downs</b>	6 by BYU (9/2)
<b>Penalties</b>	1 by Alabama (11/4)
<b>Penalty Yards</b>	10 by Chattanooga (9/9)
<b>Sacks</b>	0 by BYU (9/2), Troy (9/30)

## INDIVIDUAL

<b>All-Purpose Yards</b>	213 by Joseph Parker for Chattanooga (9/9)
<b>Rushing Yards</b>	191 by Jordan Chunn for Troy (9/30)
<b>Rushing Carries</b>	31 by Kerryon Johnson for Auburn (10/14)
<b>Rushing TDs</b>	2 by Nick Fitzgerald for Mississippi State (9/16) 2 by Lamical Perine for Florida (10/7) 74 yards by Jordan Chunn for Troy (9/30)
<b>Longest Rush</b>	74 yards by Jordan Chunn for Troy (9/30)
<b>Passing Yards</b>	265 yards by Eric Dungey for Syracuse (9/23)
<b>Pass Completions</b>	32 by Eric Dungey for Syracuse (9/23)
<b>Passing Attempts</b>	52 by Eric Dungey for Syracuse (9/23)
<b>Passes Intercepted</b>	1 by multiple players for multiple teams
<b>Passing TDs</b>	2 by Nick Fitzgerald for Mississippi State (9/16) 2 by Nick Starkel for Texas A&M (11/25) 2 by Ian Book for Notre Dame (1/1)
<b>Longest Pass</b>	67 yards by Nick Tiano for Chattanooga (9/9)
<b>Receiving Yards</b>	123 by Steve Ishmael for Syracuse (9/23)
<b>Receptions</b>	11 by Steve Ishmael for Syracuse (9/23) 11 by Ervin Phillips for Syracuse (9/23)
<b>Receiving TDs</b>	1 by multiple players for multiple teams
<b>Longest Reception</b>	67 yards by Joseph Parker for Chattanooga (9/9)
<b>FGs Made</b>	3 by Jace Christmann at Mississippi State (9/16) 3 by Daniel Carlson for Auburn (10/14) 3 by Gary Wunderlich for Ole Miss (10/21) 3 by multiple players for multiple teams
<b>FGs Attempted</b>	3 by multiple players for multiple teams
<b>Longest FG Made</b>	49 by Justin Yoon for Notre Dame (1/1)
<b>PATs</b>	4 by Jace Christmann for Mississippi State (9/16)
<b>Punts</b>	8 by JK Scott for Alabama (11/4)
<b>Punts Average</b>	51.6 yards by JK Scott for Alabama (11/4)
<b>Longest Punt</b>	61 yards by Johnny Townsends for Florida (10/7) 61 yards by Shane Tripucka for Texas A&M (11/25)
<b>Punt Return Yards</b>	49 yards by Donald Gray for Mississippi State (9/16)
<b>Longest Punt Return</b>	35 by Donald Gray for Mississippi State (9/16)
<b>KO Return Yards</b>	109 yards by Joseph Parker for Chattanooga (9/9)
<b>Longest KO Return</b>	56 yards by Jaylon Jones for Ole Miss (10/21)
<b>Total Tackles</b>	17 by Te'von Coney for Notre Dame (1/1)
<b>Tackles for Loss</b>	3.0 by P. Bennett for Syracuse (9/23) 2.0 by Jeff Holland for Auburn (10/14)
<b>Sacks</b>	2.0 vs. Breeland Speaks for Ole Miss (10/21)
<b>Interceptions</b>	1 by multiple players for multiple teams
<b>Int. Return Yards</b>	10 by Marcus Jones for Troy (9/30)



## Career Starts for 2018 Players



## 2017 Offensive Game-by-Game Starters

GAME	LT	LG	C	RG	RT	TE	TE	RB	RB	WR	QB
vs. BYU	Malone	Brumfield	Clapp	Charles	Weathersby	Moore	Moreau	Guice	D. Williams	Chark	Etling
Chattanooga	Malone	Brumfield	Clapp	Ingram	Weathersby	Moore	Moreau	Guice	Dillon (WR)	Davis	Etling
at Mississippi State	Malone	Brumfield	Clapp	Ingram	Weathersby	Gage (WR)	Moreau	Guice	Dillon (WR)	Chark	Etling
Syracuse	Malone	Brumfield	Clapp	Ingram	Weathersby	Moore	Moreau	Guice	Pettigrew (TE)	Carter (TE)	Etling
Troy	Malone	Brumfield	Clapp	Ingram	Charles	Sullivan (WR)	Moreau	D. Williams	Brossette	Stevens	Etling
at Florida	Malone	Brumfield	Clapp	Ingram	Weathersby	Moore	Moreau	Guice	Sullivan (WR)	Chark	Etling
Auburn	Charles	Brumfield	Clapp	Ingram	Magee	Moore	Moreau	Guice	Sullivan (WR)	Chark	Etling
at Ole Miss	Charles	Brumfield	Clapp	Ingram	Weathersby	Moore	Moreau	Guice	D. Williams	Sullivan	Etling
at Alabama	Charles	Brumfield	Clapp	Ingram	Weathersby	Sullivan (WR)	Moreau	Guice	Dillon (WR)	Chark	Etling
Arkansas	Charles	Brumfield	Clapp	Ingram	Weathersby	Pettigrew	Moreau	Guice	Sullivan (WR)	Chark	Etling
at Tennessee	Charles	Brumfield	Clapp	Ingram	Weathersby	Pettigrew	Moreau	Guice	Sullivan (WR)	Chark	Etling
Texas A&M	Charles	Brumfield	Clapp	Ingram	Weathersby	Moore	Moreau	D. Williams	Sullivan (WR)	Chark	Etling
vs. Notre Dame	Charles	Brumfield	Clapp	Ingram	Weathersby	Moore	Moreau	Guice	Gage	Chark	Etling

## 2017 Defensive Game-by-Game Starters

GAME	LE	NT	RE	OLB	ILB	MLB	OLB	LCB	RCB	SS	FS
vs. BYU	LaCouture	Gilmore	Lawrence	Chaisson	Thompson	Taylor	White	A. Williams	Jackson	Battle	Delpit
Chattanooga	LaCouture	Gilmore	Logan	Chaisson	Vincent Jr. (NICK)	Alexander	White	A. Williams	Jackson	Battle	Delpit
at Mississippi State	LaCouture	Alexander	Gilmore	Key	Vincent Jr. (NICK)	Alexander	White	A. Williams	Jackson	Battle	Delpit
Syracuse	LaCouture	Gilmore	Lawrence	Key	Vincent Jr. (NICK)	Taylor	White	A. Williams	Jackson	Battle	Delpit
Troy	LaCouture	Gilmore	Logan	Key	Thompson	Alexander	White	A. Williams	Jackson	Battle	Delpit
at Florida	LaCouture	Gilmore	Lawrence	Key	Thompson	Alexander	White	A. Williams	Toliver II	Battle	Delpit
Auburn	LaCouture	Gilmore	Lawrence	Key	Thompson	Alexander	White	A. Williams	Jackson	Monroe	Delpit
at Ole Miss	LaCouture	Gilmore	Lawrence	Key	Jackson (NICK)	Taylor	White	A. Williams	Toliver II	Battle	Delpit
at Alabama	LaCouture	Gilmore	Lawrence	Key	Thompson	Alexander	White	A. Williams	Toliver II	Battle	Jackson
Arkansas	LaCouture	Gilmore	Lawrence	Key	Thompson	Taylor	White	A. Williams	Toliver II	Battle	Delpit
at Tennessee	LaCouture	Gilmore	Lawrence	Thornton	Thompson	Alexander	White	A. Williams	Toliver II	Battle	Jackson
vs. Notre Dame	LaCouture	Gilmore	Lawrence	Thornton	Divinity	Taylor	White	A. Williams	Jackson	Battle	Delpit

# Game 1

**BYU**  
**#13 LSU**

**0** September 2, 2017  
**27** Mercedes-Benz Superdome  
New Orleans, La.  
**53,826**

## LSU

	Att.	Gain	Lost	Net	TD	Long
<b>RUSHING</b>						
Derrius Guice	27	126	4	122	2	13
Darrel Williams	15	94	2	92	1	16
C. Edwards-Helaire	6	30	2	28	0	10
Russell Gage	3	24	0	24	0	10
DJ Chark	2	11	0	11	0	8
Danny Etling	2	10	0	10	0	6
Derrick Dillon	1	8	0	8	0	8
John David Moore	1	1	0	1	0	1

	Att.	Comp.	Int.	Yds.	TD	Long	Sacks
<b>PASSING</b>							
Danny Etling	17	14	0	171	0	52	0
Myles Brennan	1	1	0	12	0	12	0

	No.	Yds.	TD	Long
<b>RECEIVING</b>				
DJ Chark	4	77	0	52
Russell Gage	2	36	0	32
Derrick Dillon	2	21	0	11
C. Edwards-Helaire	2	19	0	12
Darrel Williams	2	10	0	6
Foster Moreau	1	11	0	11
John David Moore	1	5	0	5
Derrius Guice	1	4	0	4

	No.	Yds.	Avg.	Long	I20	TB
<b>PUNTING</b>						
Josh Growden	1	42	42.0	42	1	0

	Att.	Made	Long	KICKS
<b>FIELD GOALS</b>				
Jack Gonsoulin	3	2	29	Made: 23, 29

Punts/Kickoffs				Interceptions				
No.	Yds.	Lg.	No.	Yds.	Lg.	No.	Yds.	Lg.
DJ Chark	3	26	32	0	0	0	0	0
Darrel Williams	0	0	0	1	21	21	0	0
Greedy Williams	0	0	0	0	0	1	0	0

## BYU

	Att.	Gain	Lost	Net	TD	Long
<b>RUSHING</b>						
Squally Canada	5	8	0	8	0	3
Kavika Fonua	3	6	0	6	0	4
Jonny Linehan	1	0	0	0	0	0
Brayden El-Bakri	1	0	0	0	0	0
Tanner Mangum	4	6	25	-19	0	6

	Att.	Comp.	Int.	Yds.	TD	Long	Sacks
<b>PASSING</b>							
Tanner Mangum	24	12	1	102	0	17	3

	No.	Yds.	TD	Long
<b>RECEIVING</b>				
Matt Bushman	4	43	0	17
Talon Shumway	3	18	0	9
Micah Simon	2	28	0	15
Trey Dye	2	8	0	6
Aleva Hifo	1	5	0	5

	No.	Yds.	Avg.	Long	I20	TB
<b>PUNTING</b>						
Jonny Linehan	7	294	42.0	46	3	0

Punts/Kickoffs				Interceptions				
No.	Yds.	Lg.	No.	Yds.	Lg.	No.	Yds.	Lg.
Jonah Trinnaman	0	0	0	5	96	26	0	0

## LSU Dominates BYU in Superdome Opener, 27-0

After the 2017 Advocare Texas Kickoff was relocated to the Mercedes-Benz Superdome in New Orleans due to Hurricane Harvey, LSU dominated BYU in all phases of the game to open the season with a 27-0 win. Following a scoreless first quarter, **Derrius Guice** ran the ball 10 times on a 13-play scoring drive and ended with a four-yard touchdown run. On the next play from scrimmage **Greedy Williams** intercepted BYU's Tanner Mangum to set up the next Tiger touchdown. A 52-yard hook-up from **Danny Etling** to **DJ Chark** set up Guice's second touchdown of the game from one yard. LSU extended its advantage with a pair of field goals by **Jack Gonsoulin** from 23 and 29 yards in the third quarter. The Tigers took advantage of a failed fake punt to score the game's final touchdown, a one-yard run by **Darrel Williams**. Guice ran for 122 yards with two touchdowns, and Williams added 92 yards on 15 carries with a touchdown. Etling was nearly flawless, as the senior completed 14-of-17 passes for 171 yards. Gonsoulin connected on two-of-three field goals, missing a 34-yard attempt and made three extra point attempts. In his return to the field for the first time since 2015, **Corey Thompson** led the Tiger defense with two sacks, and **Devin White** recorded a team-best five tackles. The Tigers held the ball for more than two-thirds of the contest (41:54), committed no turnovers and did not allow a sack. The Tigers defense, which started three true freshmen, allowed only 97 yards of total offense including minus-5 rushing--the fewest by an opponent since 1982. BYU never crossed midfield in the contest, reaching its 47-yardline once. LSU (1-0) out gained BYU (1-1), 479-97, and earned its fourth shutout away from Tiger Stadium since 1987.

## Scoring

	1	2	3	4	F
<b>BYU</b>	0	0	0	0	0
<b>LSU</b>	0	14	6	7	27

LSU	2Q	14:22	Guice 4 yd run (Gonsoulin kick)
LSU	2Q	11:53	Guice 1 yd run (Gonsoulin kick)
LSU	3Q	8:00	Gonsoulin 23 yd field goal
LSU	3Q	3:08	Gonsoulin 29 yd field goal
LSU	4Q	8:12	D. Williams 1 yd run (Gonsoulin kick)

## Team Stats

	BYU	LSU
<b>FIRST DOWNS</b>	6	26
Rushing	1	16
Passing	4	8
Penalty	1	2
<b>NET YARDS RUSHING</b>	-5	296
Rushing Attempts	14	57
Average Per Rush	-0.4	5.2
Rushing Touchdowns	0	3
Yards Gained Rushing	20	304
Yards Lost Rushing	25	8
<b>NET YARDS PASSING</b>	102	183
Completions-Attempts-Int	12-24-1	15-18-0
Average Per Attempt	4.2	10.2
Average Per Completion	8.5	12.2
Passing Touchdowns	0	0
<b>TOTAL OFFENSE YARDS</b>	97	479
Total offense plays	38	75
Average Gain Per Play	2.6	6.4
Fumbles: Number-Lost	0-0	0-0
Penalties: Number-Yards	5-39	10-86
<b>PUNTS-YARDS</b>	7-294	1-42
Average Yards Per Punt	42.0	42.0
<b>KICKOFFS-YARDS</b>	1-56	6-380
Average Yards Per Kickoff	56.0	63.3
Touchbacks	0	1
Punt returns: Number-Yards-TD	0-0-0	3-26-0
Kickoff returns: Number-Yds-TD	5-96-0	1-21-0
Interceptions: Number-Yds-TD	0-0-0	1-0-0
Fumble Returns: Number-Yds-TD	0-0-0	0-0-0
Third-Down Conversions	2 of 10	5 of 10
Fourth-Down Conversions	0 of 1	0 of 1
Red-Zone Scores-Chances	0-0	5-7
Touchdowns	0-0	3-7
Field goals	0-0	2-7
Sacks By: Number-Yards	0-0	3-25
Points off turnovers	0	7

**Chattanooga**  
**#12 LSU**

**10** September 9, 2017  
**45** Tiger Stadium  
Baton Rouge, La.  
97,289

**LSU**

<b>RUSHING</b>						
Att.	Gain	Lost	Net	TD	Long	
Derrius Guice	15	108	6	102	2	25
Nick Brossette	11	68	5	63	0	15
Darrel Williams	8	38	0	38	2	12
Myles Brennan	2	7	0	7	0	6
Lanard Fournettes	1	7	0	7	0	7
Derrick Dillon	1	2	0	2	0	2
C. Edwards-Helaire	1	2	0	2	0	2
Russell Gage	3	3	1	2	0	7
Danny Etling	4	18	19	-1	0	17

<b>PASSING</b>							
Att.	Comp.	Int.	Yds.	TD	Long	Sacks	
Danny Etling	14	8	0	227	1	48	2
Myles Brennan	4	1	0	5	1	5	0

<b>RECEIVING</b>				
No.	Yds.	TD	Long	
DJ Chark	3	103	0	48
Russell Gage	3	20	0	9
Stephen Sullivan	1	46	0	46
Drake Davis	1	36	1	36
JaCoby Stevens	1	27	0	27

<b>PUNTING</b>						
No.	Yds.	Avg.	Long	I20	TB	
Josh Growden	2	72	36.0	45	1	0
Zach Von Rosenberg	1	42	42.0	42	0	0

<b>FIELD GOALS</b>				
Att.	Made	Long	KICKS	
Connor Culp	2	1	45	Made: 45
Jack Gonsoulin	1	0	--	--

<b>Punts</b>		<b>Kickoffs</b>		<b>Interceptions</b>					
No.	Yds.	Lg.	No.	Yds.	Lg.	No.	Yds.	Lg.	
DJ Chark	2	73	65	0	0	0	0	0	0
C. Edwards-Helaire	0	0	0	3	72	26	0	0	0
Kary Vincent Jr.	0	0	0	0	0	0	1	0	0
Greedy Williams	0	0	0	0	0	0	1	0	0

**Chattanooga**

<b>RUSHING</b>						
Att.	Gain	Lost	Net	TD	Long	
Darrell Bridges	15	88	0	88	1	27
Alex Trotter	3	2	7	-5	0	2
Nick Tiano	9	18	33	-15	0	8

<b>PASSING</b>							
Att.	Comp.	Int.	Yds.	TD	Long	Sacks	
Nick Tiano	32	15	2	174	0	67	5

<b>RECEIVING</b>				
No.	Yds.	TD	Long	
Joseph Parker	6	104	0	67
Alphoso Stewart	4	42	0	22
Bailey Lenoir	2	25	0	21
Darrell Bridges	2	0	0	4
James Stovall	1	3	0	3

<b>PUNTING</b>						
No.	Yds.	Avg.	Long	I20	TB	
Colin Brewer	6	263	43.8	52	0	0

<b>FIELD GOALS</b>				
Att.	Made	Long	KICKS	
Victor Ulmo	2	1	22	Made: 22

<b>Punts</b>		<b>Kickoffs</b>		<b>Interceptions</b>					
No.	Yds.	Lg.	No.	Yds.	Lg.	No.	Yds.	Lg.	
Joseph Parker	0	0	0	5	109	26	0	0	0

**No. 12 LSU Football Runs Past Mocs, 45-10**

The 12th-ranked LSU football team used a balanced attack to amass 454 yards of total offense in a 45-10 victory against Chattanooga in Death Valley. LSU (2-0) had 222 rushing yards and 232 passing yards, as the Tigers won a home opener for the 70th time in Tiger Stadium (since 1925). **Derrius Guice** led LSU in rushing with 102 yards on 15 attempts, as the junior running back became the 16th Tiger to surpass 2,000 career yards. **Nick Brossette** added 63 yards on a career-high 11 carries in relief of Guice, whose night was complete after the first drive of the second half. **Danny Etling** used five passes of more than 25 yards to finish 8-of-14 passing for 227 yards with a touchdown. **DJ Chark**, who scored on a 65-yard punt return, caught three passes for a career-high 103 yards including receptions of 46 and 48 yards. Chattanooga (0-2) had 122 of its 242 yards of total offense in the fourth quarter, as the Mocs ended LSU's streak of not allowing a touchdown at 12 consecutive quarters. LSU, which forced two turnovers on interceptions by **Greedy Williams** and a one-hander by **Kary Vincent Jr.**, did not commit a turnover for the second-straight game to start the season. The Tigers were plagued by penalties early on, committing 10 of its 11 before halftime. In the first quarter, Etling connected with **Drake Davis** for a 36-yard touchdown pass, marking the sophomore's second career reception, first touchdown and longest grab. On the defensive side, **K'Lavon Chaisson** recorded two sacks and 2.5 tackles for loss. For the second straight week, **Devin White** led the team in tackles and recorded a career-best of nine. **Donnie Alexander** also tied his career best with eight tackles.

**Scoring**

	1	2	3	4	F
<b>Chattanooga</b>	3	0	0	7	<b>10</b>
<b>LSU</b>	14	14	14	3	<b>45</b>

UTC	1Q	9:00	Ulmo 22 yd field goal
LSU	1Q	6:23	Davis 36 yd pass from Etling (Gonsoulin kick)
LSU	1Q	0:11	Guice 1 yd run (Gonsoulin kick)
LSU	2Q	5:41	Guice 6 yd run (Culp kick)
LSU	2Q	3:22	Chark 65 yd punt return (Culp kick)
LSU	3Q	8:18	D. Williams 4 yd run (Culp kick)
LSU	3Q	4:23	D. Williams 3 yd run (Culp kick)
UTC	4Q	12:18	Bridges 16 yd run (Ulmo kick)
LSU	4Q	2:51	Culp 45 yd field goal

**Team Stats**

	UTC	LSU
FIRST DOWNS	12	22
Rushing	3	14
Passing	8	8
Penalty	1	0
NET YARDS RUSHING	68	222
Rushing Attempts	27	46
Average Per Rush	2.5	4.8
Rushing Touchdowns	1	4
Yards Gained Rushing	108	253
Yards Lost Rushing	40	31
NET YARDS PASSING	174	232
Completions-Attempts-Int	15-32-2	9-18-0
Average Per Attempt	5.4	12.9
Average Per Completion	11.6	25.8
Passing Touchdowns	0	1
TOTAL OFFENSE YARDS	242	454
Total offense plays	59	64
Average Gain Per Play	4.1	7.1
Fumbles: Number-Lost	0-0	1-0
Penalties: Number-Yards	4-10	11-74
PUNTS-YARDS	6-263	3-114
Average Yards Per Punt	43.8	38.0
KICKOFFS-YARDS	3-184	8-524
Average Yards Per Kickoff	61.3	65.5
Touchbacks	0	3
Punt returns: Number-Yards-TD	0-0-0	2-73-1
Kickoff returns: Number-Yds-TD	5-109-0	3-72-0
Interceptions: Number-Yds-TD	0-0-0	2-0-0
Fumble Returns: Number-Yds-TD	0-0-0	0-0-0
Third-Down Conversions	3 of 14	5 of 12
Fourth-Down Conversions	1 of 3	1 of 1
Red-Zone Scores-Chances	2-2	4-5
Touchdowns	1-2	4-5
Field goals	1-2	0-5
Sacks By: Number-Yards	2-19	5-33
Points off turnovers	0	7

## #12/13 LSU Mississippi State

**7** September 16, 2017  
**37** Davis Wade Stadium  
Starkville, Miss.  
60,596

### LSU

RUSHING	Att.	Gain	Lost	Net	TD	Long
Derrius Guice	15	77	1	76	0	25
Darrel Williams	5	29	0	29	1	10
Derrick Dillon	2	13	1	12	0	13
Danny Etling	4	18	8	10	0	11
Russell Gage	2	5	0	5	0	5
C. Edwards-Helaire	1	1	0	1	0	1

PASSING	Att.	Comp.	Int.	Yds.	TD	Long	Sacks
Danny Etling	29	13	0	137	0	19	2

RECEIVING	No.	Yds.	TD	Long
DJ Chark	3	23	0	12
Darrel Williams	2	37	0	19
Derrick Dillon	2	21	0	11
John David Moore	2	20	0	14
Foster Moreau	2	17	0	15
Russell Gage	1	16	0	16
Derrius Guice	1	3	0	3

PUNTING	No.	Yds.	Avg.	Long	I20	TB
Josh Growden	7	286	40.9	53	1	0

ALL RETURNS	Punts		Kickoffs		Interceptions				
	No.	Yds.	Lg.	No.	Yds.	Lg.	No.	Yds.	Lg.
C. Edwards-Helaire	0	0	0	2	40	21	0	0	0

### Mississippi State

RUSHING	Att.	Gain	Lost	Net	TD	Long
Aeris Williams	23	147	1	146	0	28
Nick Fitzgerald	14	90	2	88	2	24
Nick Gibson	3	23	0	23	0	14
K. Thompson	1	12	0	12	0	12
Kylin Hill	2	11	0	11	0	11
Dontavian Lee	3	9	2	7	0	5
Team	2	0	2	-2	0	0

PASSING	Att.	Comp.	Int.	Yds.	TD	Long	Sacks
Nick Fitzgerald	23	15	0	180	2	45	1

RECEIVING	No.	Yds.	TD	Long
Keith Mixon	6	97	1	45
Donald Gray	3	19	0	11
Jordan Thomas	2	13	0	7
Farrod Green	1	22	0	22
Dedrick Thomas	1	20	1	20
Jesse Jackson	1	8	0	8
Aeris Williams	1	1	0	1

PUNTING	No.	Yds.	Avg.	Long	I20	TB
Logan Cooke	3	138	46.0	50	2	0

FIELD GOALS	Att.	Made	Long	KICKS
Jace Christmann	3	3	45	Made: 30, 45, 27

ALL RETURNS	Punts		Kickoffs		Interceptions				
	No.	Yds.	Lg.	No.	Yds.	Lg.	No.	Yds.	Lg.
Donald Gray	2	49	35	0	0	0	0	0	0

## Mississippi State Wins SEC Football Opener

On a steamy evening at Davis Wade Stadium, self-inflicted wounds and Mississippi State quarterback Nick Fitzgerald were too much for LSU Football to overcome in the SEC opener. LSU (2-1, 0-1 SEC), which had two players ejected for targeting in a nine-penalty game, fell to State (3-0, 1-0 SEC), 37-7. Meanwhile, Fitzgerald and the Bulldogs scored 30 unanswered points against LSU's defense depleted from injury and disqualification. **Derrius Guice** had 15 carries for 76 yards to lead LSU, while **Danny Etling** passed for 137 yards on 13-of-29 passing. LSU was out gamed, 465-270. On the first drive of the contest, the Tigers had a 67-yard touchdown reception by DJ Chark from Etling called back for offensive pass interference on what was deemed a pick by Stephen Sullivan. State's Fitzgerald broke a scoreless tie with 13:38 to play in the first quarter, capping an eight-play, 65-yard drive with a 3-yard leap into the endzone. After a 28-yard run by Aeris Williams Mississippi State led 7-0. LSU also ran eight plays for 65 yards to knot the game at 7-7 when **Darrel Williams** scored from 10 yards. State took the lead back with a 30-yard Jace Christmann field goal with 5:04 to play in the half. Then, the Bulldogs used Fitzgerald's legs to push the advantage to 17-7 with seven seconds left in the first half. An 18-yard rush by Williams setup a 45-yard field goal by Christmann, and MSU extended its lead to 20-7 with 10:53 left in the third quarter. After State converted a third-and-1 just past the yard to gain, Fitzgerald just avoided **Devin White** on a blitz and found Keith Mixon all alone for a 45-yard touchdown. The Bulldogs led 27-7. The Bulldogs used a 24-yard run by Fitzgerald to get in the LSU redzone, however, LSU got off the field with only a 27-yard field goal by Christmann to trail 30-7 with 1:55 left in the third quarter. Early in the fourth quarter, a 20-yard touchdown pass from Fitzgerald to Dedrick Thomas extended the Mississippi State lead to 37-7 with 13:01 to play. LSU was led on the defensive front by **Christian LaCouture** and Devin White, who both posted career-best 11 tackles.

### Scoring

	1	2	3	4	F
LSU	0	7	0	0	7
MSU	0	17	13	7	37

MSU	2Q	13:38	Fitzgerald 3 yd run (Christmann kick)
LSU	2Q	9:44	D. Williams 10 yd run (Gonsoulin kick)
MSU	2Q	5:04	Christmann 30 yd field goal
MSU	2Q	0:07	Fitzgerald 3 yd run (Christmann kick)
MSU	3Q	10:53	Christmann 45 yd field goal
MSU	3Q	5:10	Mixon 45 yd pass from Fitzgerald (Christmann kick)
MSU	3Q	1:55	Christmann 27 yd field goal
MSU	4Q	13:01	Thomas 20 yd pass from Fitzgerald (Christmann kick)

### Team Stats

	LSU	MSU
FIRST DOWNS	13	25
Rushing	5	12
Passing	6	9
Penalty	2	4
NET YARDS RUSHING	133	285
Rushing Attempts	29	48
Average Per Rush	4.6	5.9
Rushing Touchdowns	1	2
Yards Gained Rushing	143	292
Yards Lost Rushing	10	7
NET YARDS PASSING	137	180
Completions-Attempts-Int	13-29-0	15-23-0
Average Per Attempt	4.7	7.8
Average Per Completion	10.5	12.0
Passing Touchdowns	0	2
TOTAL OFFENSE YARDS	270	465
Total offense plays	58	71
Average Gain Per Play	4.7	6.5
Fumbles: Number-Lost	1-0	0-0
Penalties: Number-Yards	9-112	5-49
PUNTS-YARDS	7-286	3-138
Average Yards Per Punt	40.9	46.0
KICKOFFS-YARDS	2-130	8-515
Average Yards Per Kickoff	65.0	64.4
Touchbacks	2	5
Punt returns: Number-Yards-TD	0-0-0	2-49-0
Kickoff returns: Number-Yds-TD	2-40-0	0-0-0
Interceptions: Number-Yds-TD	0-0-0	0-0-0
Fumble Returns: Number-Yds-TD	0-0-0	0-0-0
Third-Down Conversions	3 of 13	7 of 13
Fourth-Down Conversions	0 of 2	0 of 0
Red-Zone Scores-Chances	1-1	5-6
Touchdowns	1-1	3-6
Field goals	0-1	2-6
Sacks By: Number-Yards	1-2	2-8
Points off turnovers	0	0

**Syracuse**  
**#23/25 LSU**

**26** September 23, 2017  
**35** Tiger Stadium  
Baton Rouge, La.  
**96,044**

**LSU**

**RUSHING**

	Att.	Gain	Lost	Net	TD	Long
Darrel Williams	16	96	4	92	1	24
DJ Chark	3	27	0	27	1	20
Derrius Guice	8	17	3	14	1	20
Russell Gage	1	11	0	11	0	11
Myles Brennan	1	5	0	5	0	5
Derrick Dillon	1	4	0	4	0	4
Nick Brossette	1	3	0	3	0	3
Danny Etling	4	13	12	1	0	8
TEAM	3	0	6	-6	0	0

**PASSING**

	Att.	Comp.	Int.	Yds.	TD	Long	Sacks
Danny Etling	10	17	0	188	2	87	2
Myles Brennan	4	6	1	75	0	43	0

**RECEIVING**

	No.	Yds.	TD	Long
Darrel Williams	3	50	0	43
Foster Moreau	3	18	0	7
Drake Davis	2	98	1	87
DJ Chark	2	30	0	22
Stephan Sullivan	1	43	1	43
Derrick Dillon	1	13	0	13
Russell Gage	1	6	0	6
JaCoby Stevens	1	5	0	5

**PUNTING**

	No.	Yds.	Avg.	Long	I20	TB
Josh Growden	3	104	34.7	45	0	0
Zach Von Rosenberg	2	89	44.5	49	1	0

Punts		Kickoffs		Interceptions					
No.	Yds.	Lg.	No.	Yds.	Lg.	No.	Yds.	Lg.	
C. Edwards-Helaire	0	0	0	1	13	13	0	0	0
Greedy Williams	0	0	0	0	0	0	1	28	28

**Syracuse**

**RUSHING**

	Att.	Gain	Lost	Net	TD	Long
Dontae Strickland	7	29	2	27	0	14
Eric Dungey	13	43	19	24	1	14
Moe Neal	5	11	0	11	0	3
Ervin Philipps	1	8	0	8	0	8
Devin C. Butler	1	6	0	6	0	6

**PASSING**

	Att.	Comp.	Int.	Yds.	TD	Long	Sacks
Eric Dungey	32	53	1	265	1	28	3
Devin C. Butler	2	2	0	43	1	30	0

**RECEIVING**

	No.	Yds.	TD	Long
Steve Ishmael	11	123	1	28
Ervin Philipps	11	93	1	30
Moe Neal	4	31	0	15
Ravian PIERVE	3	21	0	12
Devin C. Butler	2	18	0	11
Eric Dungey	1	13	0	13
Nykeim Johnson	1	10	0	10
Dontae Strickland	1	-1	0	0

**PUNTING**

	No.	Yds.	Avg.	Long	I20	TB
Sterling Hofrichter	7	327	46.7	58	5	0

**FIELD GOALS**

	Att.	Made	Long	KICKS
Cole Murphy	1	1	42	Made: 42

Punts		Kickoffs		Interceptions					
No.	Yds.	Lg.	No.	Yds.	Lg.	No.	Yds.	Lg.	
Sean Riley	0	0	0	2	33	18	0	0	0
Juwan Dowels	0	0	0	0	0	0	1	0	0

**LSU Makes Quick Strikes, Beats Syracuse, 35-26**

The 23rd-ranked LSU football team took advantage of early opportunities and amassed more than 400 yards of total offense for the third time this season in a 35-26 victory against Syracuse Saturday night in Tiger Stadium. On the first play from scrimmage, **Greedy Williams** intercepted Syracuse quarterback Eric Dungey and returned it for 26 yards. On the next play, **Derrius Guice** ran into the end zone with a one-yard carry, marking the quickest score in a LSU game since Oct. 12, 1985 when Norman Jefferson intercepted a pass and returned it 26 yards for a touchdown only eight seconds into the contest. **Darrel Williams** tied his season-high with 92 yards rushing and hit the 1,000-yard career mark on his second carry of the game early in the second quarter. He scored his fifth rushing touchdown of the season with 5:22 left in the 3rd quarter to give the Tigers a 28-10 lead. **Danny Etling** finished the evening with 188 yards and two touchdowns passing on 10-of-18 completions. Etling connected with **Stephen Sullivan** in the second quarter on a 43-yard pass to make the score 14-3 at the 1:15 mark. Only 15 seconds into the second half, Etling connected with an 87-yard score to **Drake Davis** to push the lead to 21-3. The Orange did not get into the end zone until the second half when Phillips went 30 yards on a reception from Devin Butler. **Myles Brennan** entered the game at quarterback with 8:46 to go in the third quarter. He proceeded to execute a 91-yard scoring drive over six plays. D. Williams scored on a 20-yard run with 5:22 left in the quarter. The Tigers gave up a safety to Syracuse when D. Williams was tackled by Parris Bennett at the 3:29 mark, 28-12. Syracuse cut the lead to 28-19 with seven seconds left in the third quarter with a 13-yard run by Dungey. Ishmael scored his lone touchdown in the fourth quarter on a 22-yard pass from Dungey, cutting the LSU lead to 28-26. Etling re-entered the game at quarterback, and following a Syracuse timeout, **DJ Chark** completed a 56-yard scoring drive with a 20-yard run, building the LSU lead to 35-26. LSU (3-1) had 263 yards passing and 151 yards rushing for a combined 414 yards of total offense. Defensively for LSU, **Devin White** recorded a career-high 13 total tackles. **John Battle** also hit a career-high with 11 total tackles before he left the game in the third quarter with an injury. Rookie **Tyler Taylor** earned 1.5 quarterback sacks on the evening, his first stops behind the line of scrimmage this season.

**Scoring**

	1	2	3	4	F
<b>Syracuse</b>	3	0	16	7	<b>26</b>
<b>LSU</b>	7	7	14	7	<b>35</b>

LSU	1Q	14:51	Guice 1yd run (Gonsoulin kick)
SU	1Q	7:58	Murphy 42 yd field goal
LSU	2Q	1:15	Sullivan 43 yd pass from Etling (Gonsoulin kick)
LSU	3Q	14:35	Davis 87 yd pass from Etling (Gonsoulin kick)
SU	3Q	12:20	Phillips 30 yd pass from Butler (Murphy kick)
LSU	3Q	5:22	D. Williams 20 yd run (Gonsoulin kick)
SU	3Q	3:29	Parris Bennett safety
SU	4Q	5:40	Ishmael 22 yd pass from Dungey (Murphy kick)
LSU	4Q	1:52	Chark 20 yd run (Gonsoulin kick)

**Team Stats**

	SU	LSU
FIRST DOWNS	24	18
Rushing	6	10
Passing	17	7
Penalty	1	1
NET YARDS RUSHING	76	151
Rushing Attempts	27	38
Average Per Rush	2.8	4.0
Rushing Touchdowns	1	3
Yards Gained Rushing	97	176
Yards Lost Rushing	21	25
NET YARDS PASSING	308	263
Completions-Attempts-Int	34-55-1	14-23-1
Average Per Attempt	5.6	11.4
Average Per Completion	9.1	18.8
Passing Touchdowns	2	2
TOTAL OFFENSE YARDS	384	414
Total offense plays	82	61
Average Gain Per Play	4.7	6.8
Fumbles: Number-Lost	1-0	0-0
Penalties: Number-Yards	7-38	3-25
PUNTS-YARDS	7-327	5-193
Average Yards Per Punt	46.7	38.6
KICKOFFS-YARDS	4-253	7-451
Average Yards Per Kickoff	63.2	64.4
Touchbacks	2	5
Punt returns: Number-Yards-TD	0-0-0	0-0-0
Kickoff returns: Number-Yds-TD	2-33-0	1-13-0
Interceptions: Number-Yds-TD	1-0-0	1-28-0
Fumble Returns: Number-Yds-TD	0-0-0	0-0-0
Third-Down Conversions	8 of 19	7 of 13
Fourth-Down Conversions	2 of 3	0 of 0
Red-Zone Scores-Chances	2-2	3-3
Touchdowns	1-2	3-3
Field goals	1-2	0-3
Sacks By: Number-Yards	2-12	3-14
Points off turnovers	7	7

Troy  
#22/25 LSU

24 September 30, 2017  
21 Tiger Stadium  
Baton Rouge, La.  
99,879

LSU

RUSHING

	Att.	Gain	Lost	Net	TD	Long
Darrel Williams	17	75	65	69	0	11
Danny Etling	5	57	0	57	0	19
Derrick Dillon	2	27	0	27	0	20
Nick Brossette	1	5	0	5	0	5
Russell Gage	1	3	0	3	0	3
Myles Brennan	2	2	0	2	0	2
DJ Chark	1	0	1	-1	0	0

PASSING

	Att.	Comp.	Int.	Yds.	TD	Long	Sacks
Danny Etling	17	25	1	198	2	34	0
Myles Brennan	4	7	1	68	1	48	0

RECEIVING

	No.	Yds.	TD	Long
DJ Chark	4	105	0	48
Russell Gage	3	62	1	34
Foster Moreau	3	41	2	20
Derrick Dillon	3	10	0	5
Stephan Sullivan	2	13	0	9
Tory Carter	2	12	0	7
Jamal Pettigrew	1	18	0	18
Jacory Washington	1	6	0	6
Darrel Williams	1	1	0	1
David Ducre	1	-2	0	0

PUNTING

	No.	Yds.	Avg.	Long	I20	TB
Zach Von Rosenberg	2	80	40.9	42	0	0

FIELD GOALS

	Att.	Made	Long	KICKS
Jack Gonsoulin	1	0		

Punts Kickoffs Interceptions

	No.	Yds.	Lg.	No.	Yds.	Lg.	No.	Yds.	Lg.
Foster Moreau	0	0	0	1	24	24	0	0	0
C. Edwards-Helaire	0	0	0	1	21	21	0	0	0

Troy

RUSHING

	Att.	Gain	Lost	Net	TD	Long
Jordan Chunn	30	192	1	191	1	74
Sidney Davis	1	11	0	11	0	11
Jamarius Henderson	2	9	0	9	0	5
Josh Anderson	2	7	2	5	1	7
TEAM	1	0	2	-2	0	0
Brandon Silvers	6	4	12	-8	1	2

PASSING

	Att.	Comp.	Int.	Yds.	TD	Long	Sacks
Brandon Silvers	16	28	0	157	0	20	3

RECEIVING

	No.	Yds.	TD	Long
Deondre Douglas	3	46	0	20
Emanuel Thompson	3	43	0	17
Tevarius McCormick	3	17	0	12
John Johnson	2	25	0	20
Jordan Chunn	2	6	0	4
Damion Willis	1	11	0	11
Sam Letton	1	6	0	6
Jamarius Henderson	1	3	0	3

PUNTING

	No.	Yds.	Avg.	Long	I20	TB
Tyler Sumpter	5	203	40.6	48	2	0

FIELD GOALS

	Att.	Made	Long	KICKS
Evan Legassey	2	1	37	Made: 37

Punts Kickoffs Interceptions

	No.	Yds.	Lg.	No.	Yds.	Lg.	No.	Yds.	Lg.
Blace Brown	0	0	0	0	0	0	1	0	0
Marcus Jones	0	0	0	1	21	21	1	10	10

LSU Comeback Comes Up Short, 24-21

A late LSU comeback fell short on Saturday night in Tiger Stadium, as Troy scored 14 points off four LSU turnovers to hand the Tigers a 24-21 defeat. The loss snapped LSU's 49-game non-conference winning streak at home dating to a 2000 loss to UAB. After a fumble by **Nick Brossette** on the first play of the game at the Tigers' 30-yard line, the Trojans used five plays to put quarterback Brandon Silvers in the endzone with a one-yard run. On the next Trojan drive, Troy missed a 36-yard field-goal attempt, the Tigers drove to the Trojans' 18-yard line, but **Jack Gonsoulin** missed a 35-yard field goal attempt with 2:32 left in the first half. Troy extended its lead to 10-0 on the final play of the first half, when Evan Legassey connected on a 37-yard field goal. On the opening drive of the second half, Troy running back Jordan Chunn broke loose on a 74-yard run. On fourth down, Chunn scored from the one-yard line to give the Trojans a 17-0 lead. LSU responded by driving 67 yards on six plays, but the drive stalled when **Derrick Dillon** fumbled and the Trojans recovered at the Troy seven-yard line. LSU forced a turnover on the ensuing drive when Chunn fumbled and safety John Battle recovered at the Troy four-yard line. LSU quickly took advantage of the miscue when **Myles Brennan** connected with **Foster Moreau** on seven-yard TD pass to narrow the gap to 17-7 with 4:00 remaining in the third quarter. LSU moved into Trojan territory early in the fourth quarter, but Brennan was intercepted at the 28-yard line. The Trojans drove 64 yards on 10 plays to take a 24-7 lead, as the drive was capped by Josh Anderson's seven-yard touchdown run. **Danny Etling** returned to the contest and threw passes of 17 and 34 yards to **Russell Gage** to pull within 10, with 7:41 left. On the following drive, **Donnie Alexander** forced a fumble and **Michael Divinity Jr.** recovered the ball at the LSU 8. Etling saved the drive with two fourth-down conversions - a 12-yard run and a 4-yard pass to **Stephen Sullivan** - before completing a 20-yard touchdown catch and run to Moreau that moved LSU within the final margin. The Tigers forced a three-and-out, but Troy was able to run the clock to 23 seconds before punting from the LSU 47. With only 18 seconds remaining from his 9-yard line, Etling connected with Chark for 27 yards with 11 seconds to play. His final heave in Chark's direction was intercepted at the Troy 42. LSU out-gained Troy, 428-363, but the Trojans converted 10-of-18 third downs while LSU was 0-for-8. Etling was 17-of-25 passing for 198 yards with two touchdowns and an interception on the game's final play. Brennan was 4-for-7 with a touchdown and an interception. Chark was LSU's leading receiver with 105 yards on four catches. Moreau had his first career two-touchdown game and finished with three catches for 41 yards. Defensively, **Christian LaCouture** led LSU with a career-best 12 tackles including two sacks and a pass breakup. **Devin White** added 11 tackles, while **Greg Gilmore** had nine tackles and a sack.

Scoring

	1	2	3	4	F
Troy	7	3	7	7	24
LSU	0	0	7	14	21

Troy	1Q	13:13	Silvers 1 yd run (Legassey kick)
Troy	2Q	0:00	Legassey 37 yd field goal
Troy	3Q	13:06	Chunn 1 yd run (Legassey kick)
LSU	3Q	4:00	Moreau 7 yd pass from Brennan (Gonsoulin kick)
Troy	4Q	8:14	Anderson 7 yd run (Legassey kick)
LSU	4Q	7:41	Gage 34 yd pass from Etling (Gonsoulin kick)
LSU	4Q	1:59	Moreau 20 yd pass from Etling (Gonsoulin kick)

Team Stats

	Troy	LSU
FIRST DOWNS	16	21
Rushing	8	10
Passing	8	11
Penalty	0	0
NET YARDS RUSHING	206	162
Rushing Attempts	42	29
Average Per Rush	4.9	5.6
Rushing Touchdowns	3	0
Yards Gained Rushing	223	169
Yards Lost Rushing	17	7
NET YARDS PASSING	157	266
Completions-Attempts-Int	16-28-0	21-32-2
Average Per Attempt	5.6	8.3
Average Per Completion	9.8	12.7
Passing Touchdowns	0	3
TOTAL OFFENSE YARDS	363	428
Total offense plays	70	61
Average Gain Per Play	5.2	7.0
Fumbles: Number-Lost	2-2	3-2
Penalties: Number-Yards	5-35	4-29
PUNTS-YARDS	5-203	3-111
Average Yards Per Punt	40.6	37.0
KICKOFFS-YARDS	4-235	2-125
Average Yards Per Kickoff	58.8	62.5
Touchbacks	2	1
Punt returns: Number-Yards-TD	0-0-0	0-0-0
Kickoff returns: Number-Yds-TD	1-21-0	2-45-0
Interceptions: Number-Yds-TD	2-10-0	0-0-0
Fumble Returns: Number-Yds-TD	0-0-0	0-0-0
Third-Down Conversions	10 of 18	0 of 8
Fourth-Down Conversions	2 of 2	2 of 3
Red-Zone Scores-Chances	4-6	2-4
Touchdowns	3-6	2-4
Field goals	1-6	0-4
Sacks By: Number-Yards	0-0	3-12
Points off turnovers	14	14

## LSU #21/20 Florida

**17** October 7, 2017  
**16** Ben Hill Griffin Stadium  
Gainesville, Fla.  
**88,247**

### LSU

RUSHING						
Att.	Gain	Lost	Net	TD	Long	
Russell Gage	6	54	2	52	1	30
Derrius Guice	17	53	3	50	0	8
Darrel Williams	12	41	6	35	0	9
Derrick Dillon	1	30	0	30	0	30
Danny Etling	9	37	11	26	0	15
DJ Chark	3	23	0	23	0	10

PASSING							
Att.	Comp.	Int.	Yds.	TD	Long	Sacks	
Danny Etling	9	16	0	125	1	47	2

RECEIVING				
No.	Yds.	TD	Long	
Darrel Williams	3	29	0	13
Foster Moreau	2	26	0	21
Derrius Guice	2	21	0	15
DJ Chark	1	47	0	47
Tory Carter	1	2	1	2

PUNTING						
No.	Yds.	Avg.	Long	I20	TB	
Zach Von Rosenberg	4	171	42.8	48	1	0
Josh Growden	2	65	32.5	33	2	0

FIELD GOALS				
Att.	Made	Long	KICKS	
Connor Culp	1	1	38	Made: 38

ALL RETURNS									
Punts			Kickoffs			Interceptions			
No.	Yds.	Lg.	No.	Yds.	Lg.	No.	Yds.	Lg.	
DJ Chark	3	6	2	0	0	0	0	0	0

### Florida

RUSHING						
Att.	Gain	Lost	Net	TD	Long	
Malik Davis	14	90	0	90	0	25
Lamical Perine	12	70	0	70	2	23
Kadarious Toney	6	52	0	52	0	22
Felipe Franks	6	12	30	-189	0	12

PASSING							
Att.	Comp.	Int.	Yds.	TD	Long	Sacks	
Felipe Franks	10	16	0	108	0	18	5

RECEIVING				
No.	Yds.	TD	Long	
Josh Hammond	3	29	0	12
Freddie Swain	3	22	0	12
Brandon Powell	2	29	0	18
Lamical Perine	1	15	0	15
Malik Davis	1	13	0	13

PUNTING						
No.	Yds.	Avg.	Long	I20	TB	
Johnny Townsend	5	246	49.2	61	4	0

ALL RETURNS									
Punts			Kickoffs			Interceptions			
No.	Yds.	Lg.	No.	Yds.	Lg.	No.	Yds.	Lg.	
Brandon Powell	1	-1	0	0	0	0	0	0	0
Dre Massey	0	0	0	1	17	17	0	0	0

## VICTORY IN THE SWAMP! Defense Keys Huge Win, 17-16

The LSU Football team showed resilience as the Tigers held on for a 17-16 victory against No. 21 Florida on Saturday afternoon in Ben Hill Griffin Stadium. LSU (4-2, 1-1 SEC) built a two-touchdown lead early in the second half, took advantage of a missed PAT and held the nationally-ranked Gators scoreless in the fourth quarter for the key SEC win. **Devin White** batted down a fourth-down pass in Florida territory late in the fourth quarter to secure the victory. White led the Tigers with 13 tackles, including a sack. It was his fourth consecutive game with double-digit tackles. The Tigers sacked Felipe Franks five times, as the Florida freshman quarterback finished the game with 108 yards on 10-of-16 passing. LSU out-gained the Gators in total offense 341-302 and won the time of possession battle at 33:50. **Danny Etling** was 9-of-16 passing for 125 yards and ran the ball nine times for 26 yards. **Russell Gage** scored LSU's first touchdown and led the Tigers with 52 of the team's 216 rushing yards. **Derrick Dillon** was ejected at the 5:43 mark for targeting and missed the remainder of the game. Prior to his departure, he had one carry for a 30-yard gain that moved the Tigers into Florida territory for the first time in the game. Gage carried the ball for 30 yards to put the first points of the game on the board with 1:22 left in the first quarter. **Connor Culp** kicked the successful PAT to put the Tigers up, 7-0. The score capped an 11-play, 86-yard drive. Florida threatened in the second quarter, but was only able to get three points out of an 11-play, 70-yard drive at the 4:01 mark. Eddy Pineiro connected on the 25-yard field goal, 7-3. LSU responded on the next drive as Culp split the uprights for a 38-yard field goal with 25 seconds left in the half. LSU took the opening drive of the second half 75 yards on nine plays to jump out to a 14-point lead. **Tory Carter** caught a two-yard touchdown pass from Etling with 10:56 to go in the third quarter, followed by a successful PAT by Culp. The score was Carter's first career touchdown on just his third career reception. Carter is also the first true freshman to score a touchdown this season. Florida scored on the next drive with a 2-yard run by Lamical Perine with 7:39 left in the third. Pineiro's extra point was good, 17-10. The Gators cut the LSU lead to one with 1:45 left in the third. Perine scored from one yard out and Pineiro's kick failed to keep Florida from tying the score, 17-16. The teams traded punts until late in the fourth quarter. LSU stopped the final Florida drive on 4th and 3 at the Gator 25 with a huge pass break up by White with 1:39 left in the game. The defensive stop preserved the win for the Tigers.

### Scoring

	1	2	3	4	F
<b>LSU</b>	7	3	7	0	<b>17</b>
<b>Florida</b>	0	3	13	0	<b>16</b>

LSU	1Q	1:22	Gage 30 yd run (Culp kick)
UF	2Q	4:01	Pineiro 25 yd field goal
LSU	2Q	0:25	Culp 38 yd field goal
LSU	3Q	10:56	Carter 2 yd pass from Etling (Culp kick)
UF	3Q	7:39	Perine 2 yd run (Pineiro kick)
UF	3Q	1:45	Perine 1 yd run (Pineiro kick failed)

### Team Stats

	LSU	UF
FIRST DOWNS	18	16
Rushing	11	8
Passing	4	6
Penalty	3	2
NET YARDS RUSHING	216	194
Rushing Attempts	48	38
Average Per Rush	4.5	5.1
Rushing Touchdowns	1	2
Yards Gained Rushing	238	224
Yards Lost Rushing	22	30
NET YARDS PASSING	125	108
Completions-Attempts-Int	9-16-0	10-16-0
Average Per Attempt	7.8	6.8
Average Per Completion	13.9	10.8
Passing Touchdowns	1	0
TOTAL OFFENSE YARDS	341	302
Total offense plays	64	54
Average Gain Per Play	5.3	5.6
Fumbles: Number-Lost	0-0	1-0
Penalties: Number-Yards	5-46	7-48
PUNTS-YARDS	6-236	5-246
Average Yards Per Punt	39.3	49.2
KICKOFFS-YARDS	4-250	4-260
Average Yards Per Kickoff	62.5	65.0
Touchbacks	2	4
Punt returns: Number-Yards-TD	3-6-0	1--1-0
Kickoff returns: Number-Yds-TD	0-0-0	1-17-0
Interceptions: Number-Yds-TD	0-0-0	0-0-0
Fumble Returns: Number-Yds-TD	0-0-0	0-0-0
Third-Down Conversions	6 of 14	2 of 9
Fourth-Down Conversions	0 of 0	0 of 1
Red-Zone Scores-Chances	1-2	3-3
Touchdowns	1-2	2-3
Field goals	0-2	1-3
Sacks By: Number-Yards	5-30	2-11
Points off turnovers	0	0

# Game 7

#10/11 Auburn  
LSU

23 October 14, 2017  
27 Tiger Stadium  
Baton Rouge, La.  
101,601

## LSU

RUSHING	Att.	Gain	Lost	Net	TD	Long
Derrius Guice	20	78	7	71	0	15
Russell Gage	2	71	0	71	0	70
Darrel Williams	6	18	0	18	0	10
Derrick Dillon	2	8	0	8	0	6
Stephen Sullivan	1	1	0	1	1	1
Justin McMillan	1	0	1	-1	0	0
TEAM	1	0	2	-2	0	0
Danny Etling	6	6	15	-9	0	4

PASSING	Att.	Comp.	Int.	Yds.	TD	Long	Sacks
Danny Etling	13	24	0	206	1	39	4
Russell Gage	0	1	0	0	0	0	0

RECEIVING	No.	Yds.	TD	Long
DJ Chark	5	150	0	39
Russell Gage	3	28	1	14
Foster Moreau	2	7	0	7
Derrick Dillon	1	14	0	14
Derrius Guice	1	5	0	5
Darrel Williams	1	2	0	2

PUNTING	No.	Yds.	Avg.	Long	I20	TB
Zach Von Rosenberg	5	215	43.0	49	1	1
Josh Growden	2	63	31.5	33	2	0

FIELD GOALS	Att.	Made	Long	KICKS
Connor Culp	2	2	42	Made: 42,36

ALL RETURNS	Punts		Kickoffs		Interceptions				
	No.	Yds.	Lg.	No.	Yds.	Lg.	No.	Yds.	Lg.
DJ Chark	2	83	75	0	0	0	0	0	0
C. Edwards-Helaire	0	0	0	1	20	20	0	0	0

## Auburn

RUSHING	Att.	Gain	Lost	Net	TD	Long
Kerryon Johnson	31	159	3	156	1	20
Eli Stove	3	15	0	15	0	8
Jarrett Stidham	6	15	4	11	0	11
Kamryn Pettway	4	9	2	7	0	5

PASSING	Att.	Comp.	Int.	Yds.	TD	Long	Sacks
Jarrett Stidham	9	26	0	165	1	52	3

RECEIVING	No.	Yds.	TD	Long
Will Hastings	3	65	1	49
Ryan Davis	2	67	0	52
Darius Slayton	1	25	0	25
Sal Cannella	1	7	0	7
Kerryon Johnson	1	1	0	1
Devan Barrett	1	0	0	0

PUNTING	No.	Yds.	Avg.	Long	I20	TB
Aiden Marshall	6	240	40.0	50	0	0

FIELD GOALS	Att.	Made	Long	KICKS
Daniel Carlson	3	3	48	Made: 46,48,26

ALL RETURNS	Punts		Kickoffs		Interceptions				
	No.	Yds.	Lg.	No.	Yds.	Lg.	No.	Yds.	Lg.
Stephen Roberts	1	4	4	0	0	0	0	0	0
Noah Igbinoghene	0	0	0	2	39	23	0	0	0

## COMEBACK FOR THE AGES! LSU Beats No. 10 Auburn, 27-23

LSU overcame its largest home deficit against an SEC opponent in history, rallying from a 20-0 hole with 20 unanswered points in the final 15:32 to knock off No. 10-ranked Auburn, 27-23, on a scorching Saturday afternoon in Tiger Stadium. **Connor Culp** made a 42-yard field goal with 2:36 remaining in the game that gave the Tigers a 24-23 advantage and completed the comeback. Culp added another 36-yarder with 0:38 left to play that forced Auburn to play for a touchdown on its final desperate drive. **Arden Key** finished off the LSU defense's spectacular second-half performance with a sack on fourth down with 0:02 to play. Auburn extended its lead to 20-0 with 12:50 remaining in the second quarter, when Carlson hit a 48-yard field goal attempt. LSU responded by driving 90 yards on six plays, reducing the margin to 20-7 with 9:19 left in the first half when **Stephen Sullivan** scored from one yard out on a fourth-and-goal jet sweep. The march was highlighted by a 70-yard run by **Russell Gage** to Auburn's seven-yard line. After an exchange of punts, Auburn moved 62 yards on 10 plays, taking a 23-7 lead with 2:16 left in the first half on Carlson's 26-yard field goal. The Tigers' defense was brilliant in the third quarter, limiting Auburn to 21 total yards in the period. On the second play of the fourth quarter, Chark dashed 75 yards to paydirt on a punt return to bring the Tigers within two points at 23-21 with 14:33 to play. LSU's defense dominated the rest of the fourth quarter, holding Auburn to 1-of-9 passing for 0 yards and only 37 rushing yards on 10 carries. With 6:40 remaining, LSU took over at the Auburn 45 when the Tiger defense held Auburn without a first down inside its own 5-yard line. A 5-yard catch for a first down by Guice and 7-yard run by the back set up Culp's eventual game-winner from 42-yards. LSU led 24-23 with 2:36 to play. Auburn turned the ball over on downs with 1:38 remaining. **Danny Etling** guided the home standing Tigers to victory by completing 13-of-24 passes for 206 yards with a touchdown. His favorite target was **DJ Chark**, who set career highs with five catches and 150 receiving yards. Chark's 75-yard punt return for a touchdown with 14:43 to play sparked LSU's 13-point fourth quarter, as the speedy receiver amassed 233 all-purpose yards. Wide receiver Gage added three catches for 28 yards with a touchdown just before halftime that pulled LSU within nine of Auburn, 23-14. Auburn quarterback Jarrett Stidham was harassed for three sacks and three hurries by the LSU defense. Auburn had only 64 yards of total offense in the second half, as LSU out gained the visiting Tigers 363-354. LSU held Auburn to 3-of-14 on third downs and 0-of-2 on fourth down. **Devin White** had a career-best 15 tackles, his fifth-straight game with double-digit tackles. Attendance was announced as 101,601 on the hottest October kickoff on record in Tiger Stadium (90 degrees).

## Scoring

	1	2	3	4	F
<b>Auburn</b>	17	6	0	0	<b>23</b>
<b>LSU</b>	0	14	0	13	<b>27</b>

AU	1Q	13:07	Carlson 46 yd field goal
AU	1Q	11:31	Hastings 49 yd pass from Stidham (Carlson kick)
AU	1Q	3:30	Johnson 4 yd run (Carlson kick)
AU	2Q	12:50	Carlson 48 yd field goal
LSU	2Q	9:19	Sullivan 1 yd run (Culp kick)
AU	2Q	2:16	Carlson 26 yd field goal
LSU	2Q	0:32	Gage 14 yd pass from Etling (Culp kick)
LSU	4Q	14:33	Chark 75 yd punt return (Culp kick)
LSU	4Q	2:36	Culp 42 yd field goal
LSU	4Q	0:38	Culp 36 yd field goal

## Team Stats

	AU	LSU
FIRST DOWNS	17	14
Rushing	9	6
Passing	5	8
Penalty	3	0
NET YARDS RUSHING	189	157
Rushing Attempts	44	39
Average Per Rush	4.3	4.0
Rushing Touchdowns	1	1
Yards Gained Rushing	198	182
Yards Lost Rushing	9	25
NET YARDS PASSING	165	206
Completions-Attempts-Int	9-26-0	13-25-0
Average Per Attempt	6.3	8.2
Average Per Completion	18.3	15.8
Passing Touchdowns	1	1
TOTAL OFFENSE YARDS	354	363
Total offense plays	70	64
Average Gain Per Play	5.1	5.7
Fumbles: Number-Lost	0-0	1-1
Penalties: Number-Yards	6-26	7-61
PUNTS-YARDS	6-240	7-278
Average Yards Per Punt	40.0	39.7
KICKOFFS-YARDS	6-390	6-384
Average Yards Per Kickoff	65.0	64.0
Touchbacks	5	4
Punt returns: Number-Yards-TD	1-4-0	2-83-1
Kickoff returns: Number-Yds-TD	2-39-0	1-20-0
Interceptions: Number-Yds-TD	0-0-0	0-0-0
Fumble Returns: Number-Yds-TD	1-12-0	0-0-0
Third-Down Conversions	3 of 14	6 of 17
Fourth-Down Conversions	0 of 2	1 of 1
Red-Zone Scores-Chances	3-3	3-3
Touchdowns	1-3	2-3
Field goals	2-3	1-3
Sacks By: Number-Yards	4-15	3-4
Points off turnovers	7	0



## #24 LSU Ole Miss

**40** October 21, 2017  
**24** Vaught-Hemingway Stadium  
Oxford, Miss.  
**64,067**

### LSU

#### RUSHING

	Att.	Gain	Lost	Net	TD	Long
Derrius Guice	22	276	0	276	1	59
Darrel Williams	22	105	2	103	0	17
Russell Gage	2	8	0	8	0	5
Derrick Dillon	1	6	0	6	0	6
Danny Etling	7	23	22	1	1	7
TEAM	1	0	1	-1	0	0

#### PASSING

	Att.	Comp.	Int.	Yds.	TD	Long	Sacks
Danny Etling	9	13	0	200	2	63	3

#### RECEIVING

	No.	Yds.	TD	Long
Darrel Williams	4	105	0	63
John David Moore	3	26	1	11
Foster Moreau	1	60	1	60
Derrius Guice	1	9	0	9

#### PUNTING

	No.	Yds.	Avg.	Long	I20	TB
Zach Von Rosenberg	3	115	38.3	44	0	0

#### FIELD GOALS

	Att.	Made	Long	KICKS
Connor Culp	4	4	47	Made: 35, 38, 32, 47

#### ALL RETURNS

	Punts		Kickoffs		Interceptions				
	No.	Yds.	Lg.	No.	Yds.	Lg.	No.	Yds.	Lg.
DJ Chark	1	-2	0	1	12	12	0	0	0
C. Edwards-Helaire	0	0	0	1	20	20	0	0	0
Kevin Toliver	0	0	0	0	0	0	1	0	0
John Battle	0	0	0	0	0	0	1	19	19
Grant Delpit	0	0	0	0	0	0	1	0	0

### Ole Miss

#### RUSHING

	Att.	Gain	Lost	Net	TD	Long
Jordan Wilkins	13	89	3	86	1	28
Eric Swinney	3	40	0	40	0	15
Jordan Ta'amu	3	22	2	20	0	15
D'Vaughn Pennamon	4	9	0	9	1	4
Shea Patterson	5	17	19	-2	0	13

#### PASSING

	Att.	Comp.	Int.	Yds.	TD	Long	Sacks
Shea Patterson	10	23	3	116	0	40	3
Jordan Ta'amu	7	11	0	78	0	17	0

#### RECEIVING

	No.	Yds.	TD	Long
Dawson Knox	5	72	0	40
AJ Brown	4	39	0	17
Braylon Sanders	2	25	0	13
Van Jefferson	2	23	0	14
DaMarkus Lodge	2	18	0	10
DK Metcalf	1	15	0	15
D'Vaughn Pennamon	1	2	0	2

#### PUNTING

	No.	Yds.	Avg.	Long	I20	TB
Will Gleeson	4	197	49.2	56	2	0

#### FIELD GOALS

	Att.	Made	Long	KICKS
Gary Wunderlich	3	3	39	Made: 31, 26, 39

#### ALL RETURNS

	Punts		Kickoffs		Interceptions				
	No.	Yds.	Lg.	No.	Yds.	Lg.	No.	Yds.	Lg.
Jaylon Jones	0	0	0	6	194	56	0	0	0

## Guice, Williams Help No. 24 LSU Run Past Ole Miss, 40-24

LSU's **Derrius Guice** became the first player in SEC history to rush for 250-plus yards in three games over a career as he finished with 276 yards on the night, and **Darrel Williams** became the first player in LSU history to record more than 100 yards rushing (103) and receiving yards (105) in the same game as No. 24 LSU defeated Ole Miss, 40-24. With the win, LSU improved to 6-2 overall, 3-1 in SEC play, and is bowl eligible for a school-record 18th consecutive season. Guice only scored once in the high-scoring game but cut through the Rebels defense for long distance runs of 59, 48, 33 and 26 yards. He moved into seventh-place on the LSU career rushing list with 2,534 yards. **Danny Etling** finished the night 9-of-13 passing for 200 yards and two touchdowns. In the first quarter, Williams extended a reception from Etling for 63 yards on the first drive of the game. The play set up a 35-yard field goal by **Connor Culp**, who made his first of four field goals of the night, a 31-yarder. On the ensuing drive, Guice rushed for 59 yards to the Ole Miss 7-yard line before taking the ball into the endzone for a score at 4:52. Culp added the extra point to put LSU up, 10-3. After Culp connected on a 32-yard kick with his third attempt of the night, Etling rushed for five yards out to build the LSU lead to 23-9. Guice cracked the 2,500-yard career mark with a 26-yard run in the middle of the third quarter. The rush set up a **John David Moore** touchdown, his first career touchdown, an 11-yard reception from Etling to extend the LSU lead to 30-16. With 10:23 left in the game, Etling found **Foster Moreau** for a 6-yard touchdown to push the Tigers' lead to 37-16. The final LSU score came from Culp's fourth field goal of the night, a career-long 47-yarder to build the score to 40-16. The Tigers out-gained Ole Miss (3-4, 1-3 SEC), 593-347 in total offense. It was the first time this season that the Tigers surpassed 500 yards of offense in a game and the seventh time in eight games that they have out-gained an opponent. It was also the fifth game that the Tigers did not commit a turnover. LSU's defense held Ole Miss without a touchdown in the first half and recorded three interceptions. It was the first game that the Tigers grabbed three opponent passes in a game since Oct. 3, 2015 versus Eastern Michigan. **Grant Delpit** picked the first opponent pass of his career at the LSU 20-yard line with 5:41 left in the second quarter. Delpit also led the Tigers with a career-high nine total tackles, including eight solo stops, and a tackle for a loss. **John Battle** grabbed his first interception of the season and second of his career on the first Ole Miss drive of the third quarter for a 19-yard return. **Kevin Toliver II** intercepted Rebel quarterback Shea Patterson in the fourth quarter, just the second steal of his career. **Arden Key** notched six tackles, two sacks and forced a fumble during the evening. The two sacks moved Key into fourth place on the LSU career sacks list with 20.5.

### Scoring

	1	2	3	4	F
LSU	10	3	17	10	<b>40</b>
Ole Miss	3	3	10	8	<b>24</b>

LSU	1Q	10:38	Culp 35 yd field goal
OM	1Q	5:53	Wunderlich 31 yd field goal
LSU	1Q	4:52	Guice 7 yd run (Culp kick)
LSU	2Q	1:17	Culp 38 yd field goal
OM	2Q	0:00	Wunderlich 26 yd field goal
LSU	3Q	12:02	Culp 32 yd field goal
OM	3Q	9:29	Wunderlich 39 yd field goal
LSU	3Q	6:04	Etling 5 yd run (Culp kick)
OM	3Q	4:11	Wilkins 28 yd run (Wunderlich kick)
LSU	3Q	2:31	Moore 11 yd pass from Etling (Culp kick)
LSU	4Q	10:24	Moreau 60 yd pass from Etling (Culp kick)
LSU	4Q	5:07	Culp 47 yd field goal
OM	4Q	1:51	Pennamon 4 yd run (Knox pass from Ta'amu)

### Team Stats

	LSU	OM
FIRST DOWNS	26	21
Rushing	15	9
Passing	8	10
Penalty	3	2
NET YARDS RUSHING	393	153
Rushing Attempts	55	28
Average Per Rush	7.1	5.5
Rushing Touchdowns	2	2
Yards Gained Rushing	418	177
Yards Lost Rushing	25	24
NET YARDS PASSING	200	194
Completions-Attempts-Int	9-13-0	17-34-3
Average Per Attempt	15.4	5.7
Average Per Completion	22.2	11.4
Passing Touchdowns	2	0
TOTAL OFFENSE YARDS	593	347
Total offense plays	68	62
Average Gain Per Play	8.7	5.6
Fumbles: Number-Lost	0-0	1-0
Penalties: Number-Yards	8-89	5-55
PUNTS-YARDS	3-115	4-197
Average Yards Per Punt	38.3	49.2
KICKOFFS-YARDS	9-576	4-258
Average Yards Per Kickoff	64.0	64.5
Touchbacks	3	3
Punt returns: Number-Yards-TD	1--2-0	0-0-0
Kickoff returns: Number-Yds-TD	2-32-0	6-194-0
Interceptions: Number-Yds-TD	3-19-0	0-0-0
Fumble Returns: Number-Yds-TD	0-0-0	0-0-0
Third-Down Conversions	4 of 11	3 of 12
Fourth-Down Conversions	0 of 0	1 of 1
Red-Zone Scores-Chances	5-6	3-3
Touchdowns	3-6	1-3
Field goals	2-6	2-3
Sacks By: Number-Yards	3-19	3-22
Points off turnovers	6	0

# Game 9

**#20 LSU**  
**#1 Alabama**

**10** November 4, 2017  
**24** Bryant-Denny Stadium  
Tuscaloosa, Ala.  
**101,821**

## LSU

### RUSHING

	Att.	Gain	Lost	Net	TD	Long
Darrel Williams	7	83	0	83	1	54
Derrius Guice	19	73	2	71	0	9
Russell Gage	6	26	0	26	0	9
Stephen Sullivan	1	4	0	4	0	4
Derrick Dillon	2	3	2	1	0	3
Myles Brennan	3	3	17	-14	0	3
Danny Etling	4	0	20	-20	0	0

### PASSING

	Att.	Comp.	Int.	Yds.	TD	Long	Sacks
Danny Etling	12	83	1	137	0	31	4
Myles Brennan	3	5	0	18	0	7	2

### RECEIVING

	No.	Yds.	TD	Long
Derrius Guice	5	29	0	11
DJ Chark	3	53	0	23
Stephen Sullivan	2	44	0	31
Darrel Williams	2	7	0	8
Derrick Dillon	1	16	0	16
Russell Gage	1	5	0	5
Foster Moreau	1	1	0	1

### PUNTING

	No.	Yds.	Avg.	Long	I20	TB
Zach Von Rosenberg	7	301	43.0	52	1	0
Josh Growden	1	30	30.0	30	1	0

### FIELD GOALS

	Att.	Made	Long	KICKS
Connor Culp	1	1	21	Made: 21

### ALL RETURNS

	Punts		Kickoffs		Interceptions		
	No.	Yds.	Lg.	No.	Yds.	Lg.	
DJ Chark	1	2	2	0	0	0	0
Nick Brossette	0	0	0	1	29	29	0
C. Edwards-Helaire	0	0	0	1	23	23	0

## Alabama

### RUSHING

	Att.	Gain	Lost	Net	TD	Long
Jalen Hurts	14	71	27	44	1	19
Bo Scarbrough	11	46	7	39	1	11
Damien Harris	9	33	0	33	0	8
Josh Jacobs	1	3	0	3	0	3
TEAM	1	0	3	-3	0	0

### PASSING

	Att.	Comp.	Int.	Yds.	TD	Long	Sacks
Jalen Hurts	11	24	0	183	1	47	4

### RECEIVING

	No.	Yds.	TD	Long
Calvin Ridley	3	61	0	24
Irv Smith Jr.	2	25	1	21
Robert Foster	2	23	0	14
Henry Ruggs III	1	47	0	47
Cam Sims	1	15	0	15
DeVonta Smith	1	12	0	12
Bo Scarbrough	1	0	0	0

### PUNTING

	No.	Yds.	Avg.	Long	I20	TB
JK Scott	8	413	51.6	58	6	0

### FIELD GOALS

	Att.	Made	Long	KICKS
A. Pappanastos	1	1	40	Made: 40

### ALL RETURNS

	Punts		Kickoffs		Interceptions		
	No.	Yds.	Lg.	No.	Yds.	Lg.	
Xavian Marks	3	11	7	0	0	0	0
Henry Ruggs III	0	0	0	1	18	18	0
Ronnie Harrison	0	0	0	0	0	1	6

## LSU Falls to No. 1 Tide, 24-10

No. 19 LSU put forth a valiant effort Saturday night, going on the road to face the nation's No. 1-ranked team for the fifth time in history and hanging with Alabama throughout in 24-10 defeat. LSU (6-3, 3-2 SEC) out-gained Alabama (9-0, 6-0 SEC), 306-299, including 155 yards passing and 151 yards rushing. The Tigers were 9-of-19 on third down and held an eight-minute advantage in time of possession. However, the Tide took advantage of a turnover in LSU territory, LSU's missed opportunity inside the Alabama 5-yard line and a dropped 45-yard pass in the Tide redzone to earn the victory. The Fighting Tigers defense came up huge, forcing the Tide into six three-and-out drives and coming up with four sacks and seven tackles for loss. **Devin White** led the way with nine tackles, while **Arden Key** had eight. Offensively, LSU chipped away at an Alabama defense which ranks among the nation's best. **Danny Etling** finished 12-for-26 passing for 137 yards. The Tide had six sacks, though LSU's offensive line that included two true freshmen held up admirably. Seven Tigers caught passes, led by Guice's five for 29 yards and **DJ Chark's** three for 53 yards. Highlighted by a 54-yard run to the Alabama 2, **Darrel Williams** ran seven times for 83 yards with a touchdown. **Derrius Guice** carried 19 times for 71 yards. Tide punter JK Scott changed field position throughout the contest, punting eight times for a 51.6 average with six inside the LSU 20. A 47-yard pass from Hurts to Henry Ruggs III set up a 4-yard touchdown pass to Irv Smith Jr. With 6:08 to play in the quarter, Alabama led 7-0. Another sack of Hurts - this time by Corey Thompson - led to another Alabama punt. However, Etling's first-down pass on the ensuing drive was behind Guice and intercepted by Ronnie Harrison at the LSU 37. After switching fields, Alabama converted on third-and-6 with a 24-yard pass from Hurts to Ridley. Bo Scarbrough scored a 9-yard touchdown to give the Tide a 14-0 lead off the Tigers turnover. LSU answered with a solid 13-play, 71-yard drive that ended at the Alabama 4-yard line with **Connor Culp's** 21-yard field goal that cut the Tigers deficit to 14-3 with 8:38 left in the half. With the Tide's offense stuck in neutral since early in the second quarter, Hurts went to the air to get back onto the scoreboard. He connected with Ridley for 31 and 22 yards to the LSU 3 before taking the ball across the goal line himself. After starting the drive with an 11-yard screen pass to Guice, Williams took a direct snap up the middle for a career-long 54 yards to the Alabama 2. Two plays later, Williams scored to cut the deficit to 21-10 with 1:48 on the clock. A 21-yard pass by Hurts to Smith on third-and-3 helped setup a 40-yard field goal by Alabama's Andy Pappanastos. The kick pushed the Tide's advantage to 24-10 with 13:25 to play. **Myles Brennan** entered for the Tigers' final offensive drive of the game and completed 3-of-5 passes for 18 yards.

## Scoring

	1	2	3	4	F
LSU	0	3	7	0	10
Alabama	7	7	7	3	24

UA	1Q	6:08	Smith Jr. 4 yd pass from Hurts (Pappanastos kick)
UA	2Q	14:17	Scarbrough 9 yd run (Pappanastos kick)
LSU	2Q	8:38	Culp 21 yd field goal
UA	3Q	2:55	Hurts 3 yd run (Pappanastos kick)
LSU	3Q	1:48	Williams 2 yd run (Culp kick)
UA	4Q	13:25	Pappanastos 40 yd field goal

## Team Stats

	LSU	UA
FIRST DOWNS	16	14
Rushing	8	7
Passing	8	6
Penalty	0	1
NET YARDS RUSHING	151	116
Rushing Attempts	42	36
Average Per Rush	3.6	3.2
Rushing Touchdowns	1	2
Yards Gained Rushing	192	153
Yards Lost Rushing	41	37
NET YARDS PASSING	155	183
Completions-Attempts-Int	15-31-1	11-24-0
Average Per Attempt	5.0	7.6
Average Per Completion	10.3	16.6
Passing Touchdowns	0	1
TOTAL OFFENSE YARDS	306	299
Total offense plays	73	60
Average Gain Per Play	4.2	5.0
Fumbles: Number-Lost	0-0	0-0
Penalties: Number-Yards	5-30	1-11
PUNTS-YARDS	8-331	8-413
Average Yards Per Punt	41.4	51.6
KICKOFFS-YARDS	3-187	5-316
Average Yards Per Kickoff	62.3	63.2
Touchbacks	2	3
Punt returns: Number-Yards-TD	1-2-0	3-11-0
Kickoff returns: Number-Yds-TD	2-52-0	1-18-0
Interceptions: Number-Yds-TD	3-19-0	1-6-0
Fumble Returns: Number-Yds-TD	0-0-0	0-0-0
Third-Down Conversions	9 of 19	5 of 14
Fourth-Down Conversions	0 of 1	0 of 0
Red-Zone Scores-Chances	2-2	3-4
Touchdowns	1-2	3-4
Field goals	1-2	0-4
Sacks By: Number-Yards	4-25	6-37
Points off turnovers	6	7

**Arkansas**  
**#25 LSU**

**10** November 11, 2017  
**33** Tiger Stadium  
Baton Rouge, La.  
**98,546**

**LSU**

<b>RUSHING</b>						
	Att.	Gain	Lost	Net	TD	Long
Derrius Guice	21	148	1	147	3	33
Darrel Williams	9	43	0	43	0	17
Russell Gage	1	15	0	15	0	15
Justin Jefferson	1	4	0	4	0	4
TEAM	2	0	2	-2	0	0
DJ Chark	1	0	4	-4	0	0
Danny Etling	4	10	15	-5	0	6

<b>PASSING</b>						
	Att.	Comp.	Int.	Yds.	TD	Sacks
Danny Etling	11	16	0	217	2	68

<b>RECEIVING</b>				
	No.	Yds.	TD	Long
DJ Chark	4	130	2	68
Stephan Sullivan	2	40	0	21
Derrick Dillon	2	13	0	8
Tory Carter	1	15	0	15
Dee Anderson	1	10	0	10
Foster Moreau	1	9	0	9

<b>PUNTING</b>					
	No.	Yds.	Avg.	Long	TD
Zach Von Rosenberg	3	130	43.3	50	3
Josh Growden	1	28	28.0	28	1

<b>FIELD GOALS</b>				
	Att.	Made	Long	KICKS
Connor Culp	1	0	-	Missed: 32

<b>Punts</b>		<b>Kickoffs</b>		<b>Interceptions</b>				
No.	Yds.	Lg.	No.	Yds.	Lg.	No.	Yds.	Lg.
DJ Chark	1	-2	0	0	0	0	0	0
David Ducre	0	0	0	1	18	18	0	0
Greedy Williams	0	0	0	0	0	1	0	0

<b>ALL RETURNS</b>									
	No.	Yds.	Lg.	No.	Yds.	Lg.	No.	Yds.	Lg.
DJ Chark	1	-2	0	0	0	0	0	0	0
David Ducre	0	0	0	1	18	18	0	0	0
Greedy Williams	0	0	0	0	0	0	1	0	0

**Arkansas**

<b>RUSHING</b>						
	Att.	Gain	Lost	Net	TD	Long
David Williams	13	81	0	81	0	17
Devwah Whaley	12	57	2	55	1	21
De'Vion Warren	1	4	0	4	0	4
Austin Cantrell	1	2	0	2	0	2
Cole Kelley	1	0	0	0	0	0
Austin Allen	3	8	8	0	0	8
T.J. Hammonds	3	2	2	0	0	2

<b>PASSING</b>						
	Att.	Comp.	Int.	Yds.	TD	Sacks
Austin Allen	13	23	0	1140	0	33
Cole Kelley	3	10	1	36	0	25

<b>RECEIVING</b>				
	No.	Yds.	TD	Long
Jeremy Patton	4	44	0	27
Will Gragg	3	47	0	33
Jonathan Nance	3	20	0	11
Devwah Whaley	2	23	0	20
La'Michael Pettway	1	25	0	25
Deon Stewart	1	18	0	18
Jordan Jones	1	7	0	7
Austin Cantrell	1	-8	0	0

<b>PUNTING</b>					
	No.	Yds.	Avg.	Long	TD
Blake Johnson	7	164	34.9	46	1

<b>FIELD GOALS</b>				
	Att.	Made	Long	KICKS
Connor Limpert	1	1	38	Made:38

<b>Punts</b>		<b>Kickoffs</b>		<b>Interceptions</b>				
No.	Yds.	Lg.	No.	Yds.	Lg.	No.	Yds.	Lg.
Henre Toliver	1	14	14	0	0	0	0	0
Gary Cross	0	0	0	2	17	16	0	0
De'Vion Warren	0	0	0	4	95	27	0	0

**Second-Half Surge Lifts LSU to 500th Home Win**

LSU scored four second-half touchdowns including three by **Derrius Guice** as the Tigers shook off the cobwebs from a rare morning kickoff to defeat Arkansas, 33-10. The victory was LSU's 500th at home in school history (500-170-20). LSU opened the scoring at the 1:39 mark of the first quarter when **Danny Etling** connected with **DJ Chark** on a 45-yard touchdown pass. The Etling-to-Chark aerial culminated a three-play 62-yard drive that started with a 15-yard burst by Guice. Arkansas did not cross its own 40-yard line until its final drive of the first half, when the Razorbacks moved 86 yards on 10 plays to tie the game at 7-7. The march was capped with a 1-yard touchdown burst by Devwah Whaley 16 seconds prior to halftime. The Tigers struck quickly to open the second half, rolling 75 yards on eight plays with the drive ending on a six-yard touchdown run by Guice to put LSU up 13-7 at the 11:13 mark of the third quarter. Arkansas responded by marching 53 yards on nine plays to reduce the margin to 13-10, when Connor Limpert nailed a 38-yard field goal at the 6:22 mark of the third period. LSU answered with a 65-yard, five-play drive that was capped by Guice's 33-yard scoring burst, and the drive also featured 19-yard run by Guice to the Arkansas 33-yard line on the play prior to the touchdown. The Tigers led 19-10 with 4:29 left in the third quarter. Guice's touchdown pushed him over the 100-yard mark for the 11th time in his career. Etling connected with Chark again on the first play of the fourth quarter with a 68-yard bomb down the sideline and into the end zone, giving LSU a 26-10 advantage with 14:52 left in the contest. The touchdown capped a 69-yard, four-play drive, as the Tigers reached paydirt for the third-straight second-half possession. Following LSU's only punt of the second half, the LSU defense came up with a fourth-down stuff of Arkansas' Kelley at the Hogs 22. The Tigers took advantage of the short field, as **Darrel Williams** picked up a first down on third-and-2 before Guice ran 10 yards to the 1 to setup his third score of the game. **Greedy Williams** picked off Arkansas' Kelley on the Hogs' final possession to secure the LSU victory. The interception marked his fourth of the season. LSU (7-3, 4-2 SEC) got a 147-yard performance from Guice and 130 yards with two touchdown catches from Chark, while out gaining Arkansas, 415-318. Starting for the 20th-straight game, quarterback Etling led the charge for LSU. The senior completed 11-of-16 passes for 217 yards with two touchdowns. Guice carried 21 times with a 7.0 average for his 11th 100-yard game, while D. Williams added 43 yards on nine carries. **Devin White** recorded a team-best 14 tackles. White pushed his total tackles to 103 to become only the second player since the 2012 season to record 100 tackles in a season.

**Scoring**

	1	2	3	4	F
<b>Arkansas</b>	0	7	3	0	<b>10</b>
<b>LSU</b>	7	0	12	14	<b>33</b>

LSU	1Q	1:39	Chark 45 yd pass from Etling (Culp kick)		
AR	2Q	0:16	Whaley 1 yd run (Limpert kick)		
LSU	3Q	11:13	Guice 6 yd run (Culp kick failed)		
AR	3Q	6:22	Limpert 38 yd field goal		
LSU	3Q	4:29	Guice 33 yd run (Culp kick failed)		
LSU	4Q	14:52	Chark 68 yd pass from Etling (Gonsoulin kick)		
LSU	4Q	3:46	Guice 1 yd run (Gonsoulin kick)		

**Team Stats**

	AR	LSU
FIRST DOWNS	17	21
Rushing	6	11
Passing	10	9
Penalty	1	1
NET YARDS RUSHING	142	198
Rushing Attempts	35	39
Average Per Rush	4.2	5.1
Rushing Touchdowns	1	3
Yards Gained Rushing	154	220
Yards Lost Rushing	12	22
NET YARDS PASSING	176	217
Completions-Attempts-Int	16-33-1	11-16-0
Average Per Attempt	5.3	13.6
Average Per Completion	11.0	19.7
Passing Touchdowns	0	2
TOTAL OFFENSE YARDS	318	415
Total offense plays	67	55
Average Gain Per Play	4.7	7.5
Fumbles: Number-Lost	2-0	1-0
Penalties: Number-Yards	5-59	5-40
PUNTS-YARDS	7-244	4-158
Average Yards Per Punt	34.9	39.5
KICKOFFS-YARDS	3-164	6-376
Average Yards Per Kickoff	54.7	62.7
Touchbacks	1	0
Punt returns: Number-Yards-TD	1-14-0	1--2-0
Kickoff returns: Number-Yds-TD	6-112-0	1-18-0
Interceptions: Number-Yds-TD	0-0-0	1-0-0
Fumble Returns: Number-Yds-TD	0-0-0	0-0-0
Third-Down Conversions	5 of 15	5 of 10
Fourth-Down Conversions	0 of 2	0 of 0
Red-Zone Scores-Chances	2-2	2-3
Touchdowns	1-2	2-3
Field goals	1-2	0-3
Sacks By: Number-Yards	2-15	1-8
Points off turnovers	0	0

# Game 11

**#20/#21 LSU**  
**Tennessee**

**30** November 18, 2017  
**10** Neyland Stadium  
Knoxville, Tenn.  
**96,888**

**LSU**

RUSHING	Att.	Gain	Lost	Net	TD	Long
Derrius Guice	24	97	0	97	1	13
Darrel Williams	7	69	1	68	2	36
Danny Etling	9	46	4	42	1	13
TEAM	2	0	3	-3	0	0
Derrick Dillon	1	0	4	-4	0	0

PASSING	Att.	Comp.	Int.	Yds.	TD	Long	Sacks
Danny Etling	11	15	0	81	0	16	1

RECEIVING	No.	Yds.	TD	Long
Darrel Williams	3	30	0	15
Derrius Guice	3	11	0	10
Foster Moreau	2	5	0	3
Russell Gage	1	16	0	16
Derrick Dillon	1	12	0	12
DJ Chark	1	7	0	7

PUNTING	No.	Yds.	Avg.	Long	I20	TB
Zach Von Rosenberg	5	246	49.2	60	3	0

FIELD GOALS	Att.	Made	Long	KICKS
Connor Culp	3	1	30	Made: 30, Missed: 53, 25

ALL RETURNS	Punts			Kickoffs			Interceptions		
	No.	Yds.	Lg.	No.	Yds.	Lg.	No.	Yds.	Lg.
DJ Chark	1	5	5	0	0	0	0	0	0

**Tennessee**

RUSHING	Att.	Gain	Lost	Net	TD	Long
John Kelly	25	57	10	47	0	9
Carlin Fils-Aime	2	6	0	6	0	4
TEAM	1	0	6	-6	0	0
Jarrett Guarantano	6	2	11	-9	0	2

PASSING	Att.	Comp.	Int.	Yds.	TD	Long	Sacks
Jarrett Guarantano	13	23	0	239	1	60	2
John Kelly	1	1	0	10	0	10	0
Tyler Byrd	0	1	0	0	0	0	0

RECEIVING	No.	Yds.	TD	Long
John Kelly	3	31	0	16
Brandon Johnson	3	25	0	15
Marquez Callaway	2	72	1	46
Tim Jordan	2	44	0	28
Ethan Wolf	2	7	0	7
Jeff George	1	60	0	60
Malik Elion	1	10	0	10

PUNTING	No.	Yds.	Avg.	Long	I20	TB
Trevor Daniel	4	204	51.0	56	0	0

FIELD GOALS	Att.	Made	Long	KICKS
Aaron Medley	2	1	45	Made: 45, Missed: 46

ALL RETURNS	Punts			Kickoffs			Interceptions		
	No.	Yds.	Lg.	No.	Yds.	Lg.	No.	Yds.	Lg.
Marquez Callaway	2	-8	0	1	0	0	0	0	0
Tim Jordan	0	0	0	2	29	17	0	0	0
Ty Chandler	0	0	0	1	16	16	0	0	0

**No. 20 LSU Weathers Rocky Top, 30-10**

No. 20 LSU had two takeaways on special teams and forced three turnovers on downs, as the Tigers survived a monsoon on Rocky Top to beat Tennessee, 30-10. LSU (8-3, 7-2 SEC) accomplished eight victories for the 18th-straight season, marking the longest in SEC history and tying Oklahoma for the longest current streak in Power-5 Conference football. LSU's defense held Tennessee to only 38 rushing yards. **Derrius Guice** passed 1,000 rushing yards on the season in the contest one play after **Danny Etling** passed 4,000 for his LSU career. The Tigers took advantage of a muffed punt at the Tennessee 15-yard line to gain a 3-0 lead with a 30-yard field goal by **Connor Culp**. On the next drive, Tennessee converted a 4th-and-1 from its 49, and the Tigers put the brakes on the Vols at the LSU 27 to limit Tennessee to a 45-yard field goal by Aaron Medley. A terrific punt by **Zach Von Rosenberg** muffed by Callaway at the Vols 27 and recovered by **Michael Divinity Jr.** at the 19. On 3rd-and-1 from the 10, **Darrel Williams** ran untouched into the endzone. LSU led 10-3 with 11:31 left in the half. Tennessee responded with an 11-play drive but came up empty when Medley's 46-yard field goal attempt was wide left. With a little more than two minutes left in the half, Etling completed a 12-yard pass to **Derrick Dillon** to the Vols 49. On the next play, Williams ran along the left sideline for 36 yards to the Tennessee 13, setting up Etling's keeper for a touchdown on the next play to make it 17-3. Tennessee answered the LSU score with a 55-second scoring drive, as Guarantano completed passes for 26 and 46 yards to Callaway, the latter for a touchdown with 1:23 to play in the half. Etling and the Tigers' attempt to put points on the board before the half came up just short. After Guice gained a first down rushing, Etling completed passes of 16 yards to **Russell Gage** and seven to **DJ Chark**, giving Culp a shot at a 53-yard field goal that banged off the right upright as time expired in the half. With monsoon-like wind and rain at halftime and into the opening minutes of the third quarter, LSU's kickoff was mishandled by Callaway at the Tennessee 3. The Vols weren't able to advance past the original line of scrimmage and punted from the endzone to midfield. In the pouring rain, LSU ran nine straight times, culminating with a 3-yard touchdown by Guice with 7:26 left in the quarter. Guice's 28th career rushing touchdown put him in a tie for eighth place on LSU's career list, and LSU led 23-10 following a missed PAT. After consecutive punts in the wet conditions, Tennessee took a gamble with a fourth-and-1 QB sneak that was stuffed by **Grant Delpit** at the Vols' 21. A 15-yard pass to Williams setup the running back's 6-yard touchdown run, his second of the night. LSU led 30-10. With 3:31 left to play, LSU had run 15 plays and advanced 80 yards, but Culp's 25-yard field goal missed to the left. Etling took advantage of limited opportunities to throw due to the weather, as the senior completed 11-of-15 passes for 81 yards in a crazy swirling wind. He also rushed nine times for 42 yards. The Vols muffed two punts that led to 10 LSU points, as Von Rosenberg played admirably in the difficult wind. He punted five times for a 49.2 average with a career-best 60-yard effort and three inside the 20. **Devin White** led the Tiger defense and had 11 tackles, marking the seventh game in which the sophomore recorded double-digit tackles in a game.

**Scoring**

	1	2	3	4	F
LSU	3	14	13	0	30
Tennessee	0	10	0	0	10

LSU	1Q	6:38	Culp 30 yd field goal
UT	2Q	13:59	Medley 45 yd field goal
LSU	2Q	11:31	Williams 10 yd run (Culp kick)
LSU	2Q	2:08	Etling 13 yd run (Culp kick)
UT	2Q	1:23	Callaway 46 yd pass from Guarantano (Medley kick)
LSU	3Q	7:26	Guice 3 yd run (Culp kick failed)
LSU	3Q	2:06	Williams 6 yd run (Culp kick)

**Team Stats**

	LSU	UT
FIRST DOWNS	17	12
Rushing	11	2
Passing	5	9
Penalty	1	1
NET YARDS RUSHING	200	38
Rushing Attempts	43	34
Average Per Rush	4.7	1.1
Rushing Touchdowns	4	0
Yards Gained Rushing	212	65
Yards Lost Rushing	12	27
NET YARDS PASSING	81	249
Completions-Attempts-Int	11-15-0	14-25-0
Average Per Attempt	5.4	10.0
Average Per Completion	7.4	17.8
Passing Touchdowns	0	1
TOTAL OFFENSE YARDS	281	287
Total offense plays	58	59
Average Gain Per Play	4.8	4.9
Fumbles: Number-Lost	0-0	5-2
Penalties: Number-Yards	1-9	5-26
PUNTS-YARDS	5-246	4-204
Average Yards Per Punt	49.2	51.0
KICKOFFS-YARDS	6-376	3-195
Average Yards Per Kickoff	62.7	65.0
Touchbacks	2	3
Punt returns: Number-Yards-TD	1-5-0	2--8-0
Kickoff returns: Number-Yds-TD	0-0-0	4-45-0
Interceptions: Number-Yds-TD	0-0-0	0-0-0
Fumble Returns: Number-Yds-TD	0-0-0	0-0-0
Third-Down Conversions	4 of 12	6 of 16
Fourth-Down Conversions	0 of 0	1 of 4
Red-Zone Scores-Chances	5-6	0-1
Touchdowns	4-6	0-1
Field goals	1-6	0-1
Sacks By: Number-Yards	2-11	1-4
Points off turnovers	10	0

## Texas A&M #19 LSU

**21** November 25, 2017  
**45** Tiger Stadium  
Baton Rouge, La.  
97,675

### LSU

	Att.	Gain	Lost	Net	TD	Long
<b>RUSHING</b>						
Derrius Guice	28	132	5	127	1	23
Darrel Williams	12	107	1	106	1	77
Nick Brossette	6	25	0	25	0	10
DJ Chark	2	7	0	7	0	5
C. Edwards-Helaire	1	0	0	0	0	0
TEAM	2	0	4	-4	0	0
Danny Etling	4	4	9	-5	0	4
Myles Brennan	1	0	6	-6	0	0

	Att.	Comp.	Int.	Yds.	TD	Long	Sacks
<b>PASSING</b>							
Danny Etling	19	30	0	347	3	56	3
Myles Brennan	1	1	0	4	0	4	1

	No.	Yds.	TD	Long
<b>RECEIVING</b>				
DJ Chark	5	86	1	49
Russell Gage	4	81	1	33
Tory Carter	2	32	0	28
Foster Moreau	2	19	0	10
John David Moore	2	18	1	10
Darrel Williams	1	56	0	56
C. Edwards-Helaire	1	27	0	27
Derrius Guice	1	18	0	18
Stephan Sullivan	1	9	0	9
Derrick Dillon	1	5	0	5

	No.	Yds.	Avg.	Long	I20	TB
<b>PUNTING</b>						
Zach Von Rosenberg	1	41	41.0	41	0	0
Josh Growden	1	38	38.0	38	1	0

	Att.	Made	Long	KICKS
<b>FIELD GOALS</b>				
Jack Gonsoulin	4	2	46	Made: 46, 33, Missed: 26, 47
Connor Culp	3	1	30	Made: 30, Missed: 53, 25

	Punts		Kickoffs		Interceptions				
	No.	Yds.	Lg.	No.	Yds.	Lg.	No.	Yds.	Lg.
<b>ALL RETURNS</b>									
DJ Chark	2	-4	0	0	0	0	0	0	0
C. Edwards-Helaire	0	0	0	1	24	24	0	0	0
Greedy Williams	0	0	0	0	0	0	1	0	0
Devin White	0	0	0	0	0	0	1	3	3
Jonathan Rucker	0	0	0	1	9	9	0	0	0
Trey Gallman	0	0	0	1	18	18	0	0	0
Donte Jackson	0	0	0	0	0	0	1	0	0

## Texas A&M

	Att.	Gain	Lost	Net	TD	Long
<b>RUSHING</b>						
T. Williams	17	58	3	55	1	7
Keith Ford	7	14	7	7	0	5
Nick Starkel	3	0	7	-7	0	0

	Att.	Comp.	Int.	Yds.	TD	Long	Sacks
<b>PASSING</b>							
Nick Starkel	16	30	3	227	2	45	2

	No.	Yds.	TD	Long
<b>RECEIVING</b>				
Christian Kirk	7	78	1	31
Camron Buckley	3	21	0	9
Tanner Schorp	2	46	0	31
Jhamon Ausbon	2	30	0	36
Damion Ratley	1	45	1	45
Keith Ford	1	7	0	7

	No.	Yds.	Avg.	Long	I20	TB
<b>PUNTING</b>						
Shane Tripuka	7	341	48.7	61	1	1

	Punts		Kickoffs		Interceptions				
	No.	Yds.	Lg.	No.	Yds.	Lg.	No.	Yds.	Lg.
<b>ALL RETURNS</b>									
Christian Kirk	0	0	0	3	55	21	0	0	0

## Seniors Star in Seventh-Straight Win Over Aggies, 45-21

On Senior Night in Tiger Stadium, **Danny Etling**, **DJ Chark** and **Darrel Williams** helped the LSU Football team amass 601 yards of total offense in a 45-21 victory over Texas A&M. Etling was 19-of-30 passing and set career bests at LSU with 347 yards and three touchdowns. He became the fifth quarterback in LSU history with 2,000 yards in consecutive seasons. Williams had 12 carries with 106 rushing yards - including a career-long 77-yard run - and scored a touchdown, while Chark led the Tigers with five catches for 86 yards and a touchdown. **Derrius Guice** moved into fifth place on the LSU career rushing list (2,976) with 28 carries for 127 yards and a touchdown. The Tigers' defense held the high-powered Aggies to 282 yards of total offense including only 55 on the ground. **Devin White** had 13 tackles and joined **Donte Jackson** and **Greedy Williams** with interceptions. LSU drove 59 yards on nine plays to take a 3-0 lead when **Jack Gonsoulin** nailed a 46-yard field goal - the longest of his career - at the 9:52 mark of the first quarter. On the ensuing possession, LSU linebacker **Donnie Alexander** recovered a fumble by Texas A&M's Keith Ford and returned it to the Aggie 23-yard line. The Tigers converted the turnover into points when Gonsoulin hit a 33-yard field goal with 6:27 remaining in the first period. The Tigers extended their lead to 13-0 when Etling connected with **Russell Gage** on an 11-yard touchdown pass with 4:23 left in the first quarter. After the Tigers held the Texas A&M offense to its third consecutive three-and-out possession, LSU moved 76 yards on seven plays and grabbed a 20-0 lead with 7:29 left before halftime on Williams' one-yard dive into the end zone. The Aggies narrowed the gap to 20-7 with 21 seconds remaining in the second period when Trayveon Williams scored a one-yard run, capping an eight-play, 70-yard drive. Texas A&M struck quickly to begin the third quarter, driving 75 yards on five plays and scoring on a 45-yard pass from Nick Starkel to Damion Ratley, reducing the margin to 20-14. LSU forced its third turnover of the contest at the 11:38 mark of the third quarter when Jackson intercepted Starkel at the Texas A&M 39-yard line. The Tigers capitalized on the turnover, marching 39 yards in seven plays with Guice crossing the goal line on a one-yard burst at the 8:52 mark of the third quarter. The Aggies responded with 5:21 remaining in the third quarter when Starkel hit Christian Kirk with a 10-yard scoring pass, reducing LSU's lead to 27-21. Etling fired a 10-yard TD strike to **John David Moore**, his second career touchdown reception. The score gave the Tigers a 34-21 lead with 2:51 left in the third quarter. LSU increased the margin to 42-21 with 13:18 remaining in the game when Etling fired a six-yard scoring pass to Chark, capping a five-play, 83-yard drive that was ignited by a 77-yard sprint by Williams to the Aggie six-yard line. The Tigers converted on a try for two points to give LSU the 21-point advantage with 13:18 left in the contest. LSU added a 26-yard field goal by Culp that extended the advantage to 45-21 with 7:53 to play.

### Scoring

	1	2	3	4	F
<b>Texas A&amp;M</b>	0	7	14	0	<b>21</b>
<b>LSU</b>	13	7	14	11	<b>45</b>

LSU	1Q	9:52	Gonsoulin 46 yd field goal
LSU	1Q	4:23	Gonsoulin 33 yd field goal
LSU	1Q	4:23	Gage 11 yd pass from Etling (Gonsoulin kick)
LSU	2Q	7:29	Williams 1 yd run (Gonsoulin kick)
TAMU	2Q	0:21	Williams 2 yd run (LaCamera kick)
TAMU	3Q	13:20	Ratley 45 yd pass from Starkel (LaCamera kick)
LSU	3Q	8:52	Guice 1 yd run (Culp kick)
TAMU	3Q	5:21	Kirk 10 yd pass from Starkel (LaCamera kick)
LSU	3Q	2:51	Moore 10 yd pass from Etling (Culp kick)
LSU	4Q	13:18	Chark 6 yd pass from Etling (Moreau pass from Etling)
LSU	4Q	7:53	Culp 26 yd field goal

### Team Stats

	TAMU	LSU
FIRST DOWNS	14	27
Rushing	2	9
Passing	10	15
Penalty	2	3
NET YARDS RUSHING	55	250
Rushing Attempts	27	56
Average Per Rush	2.0	4.5
Rushing Touchdowns	1	2
Yards Gained Rushing	72	275
Yards Lost Rushing	17	25
NET YARDS PASSING	227	351
Completions-Attempts-Int	16-30-3	20-31-0
Average Per Attempt	7.6	11.3
Average Per Completion	14.2	17.5
Passing Touchdowns	2	3
TOTAL OFFENSE YARDS	282	601
Total offense plays	57	87
Average Gain Per Play	4.9	6.9
Fumbles: Number-Lost	1-1	2-1
Penalties: Number-Yards	5-54	2-30
PUNTS-YARDS	7-341	2-79
Average Yards Per Punt	48.7	39.5
KICKOFFS-YARDS	4-210	9-565
Average Yards Per Kickoff	52.5	62.8
Touchbacks	1	6
Punt returns: Number-Yards-TD	0-0-0	2-4-0
Kickoff returns: Number-Yds-TD	3-55-0	3-51-0
Interceptions: Number-Yds-TD	0-0-0	3-3-0
Fumble Returns: Number-Yds-TD	0-0-0	1-33-0
Third-Down Conversions	3 of 11	8 of 15
Fourth-Down Conversions	1 of 1	0 of 0
Red-Zone Scores-Chances	2-3	7-9
Touchdowns	2-3	5-9
Field goals	0-3	2-9
Sacks By: Number-Yards	4-15	2-6
Points off turnovers	0	13

# Game 13

**#14 Notre Dame**  
**#17 LSU**

**21** January 1, 2018  
**17** Camping World Stadium  
**Orlando, Fla.**  
**57,726**

## LSU

	Att.	Gain	Lost	Net	TD	Long
<b>RUSHING</b>						
Derrius Guice	21	99	1	98	0	31
Darrel Williams	9	44	0	44	0	12
Danny Etling	10	33	12	21	0	11
Russell Gage	1	15	0	15	0	15
Derrick Dillon	1	0	8	-8	0	0

	Att.	Comp.	Int.	Yds.	TD	Long	Sacks
<b>PASSING</b>							
Danny Etling	19	33	0	229	2	30	2

	No.	Yds.	TD	Long
<b>RECEIVING</b>				
DJ Chark	5	63	0	23
Foster Moreau	4	64	0	26
Derrius Guice	3	24	2	20
Dee Anderson	2	35	0	30
Stephan Sullivan	2	24	0	13
Russell Gage	2	15	0	15
Darrel Williams	1	4	0	4

	No.	Yds.	Avg.	Long	I20	TB
<b>PUNTING</b>						
Zach Von Rosenberg	3	118	39.3	47	1	0
Josh Growden	2	68	34.0	36	2	0

	Att.	Made	Long	KICKS
<b>FIELD GOALS</b>				
Connor Culp	1	0	-	Missed: 22
Jack Gonsoulin	2	1	17	Made: 17, Missed: 37

Punts		Kickoffs		Interceptions				
No.	Yds.	Lg.	No.	Yds.	Lg.	No.	Yds.	Lg.
<b>ALL RETURNS</b>								
DJ Chark	2	3	2	0	0	0	0	0
Tory Carter	1	1	0	0	0	0	0	0
C. Ed. -Helair	0	0	0	2	14	14	0	0
Greedy Williams	0	0	0	0	0	1	4	4
J. Rucker	0	0	0	1	7	7	0	0

## Notre Dame

	Att.	Gain	Lost	Net	TD	Long
<b>RUSHING</b>						
Josh Adams	15	53	9	44	0	11
Brandon Wimbush	4	38	0	38	0	31
Ian Book	11	64	28	36	0	21
Dexter Williams	2	36	0	36	0	31
Tony Jones Jr.	1	0	0	0	0	0
TEAM	1	0	2	-2	0	0

	Comp.	Att.	Int.	Yds.	TD	Long	Sacks
<b>PASSING</b>							
Ian Book	14	19	1	164	2	55	4
Brandon Wimbush	3	8	0	52	0	35	0
Cole Kmet	0	1	0	0	0	0	0

	No.	Yds.	TD	Long
<b>RECEIVING</b>				
Miles Boykin	3	102	1	55
Josh Adams	3	19	0	9
E. St. Brown	2	47	0	35
Nic Weishar	2	13	0	9
Durham Smythe	2	10	0	5
Michael Young	2	8	1	6
Tony Jones Jr.	2	-1	0	1
Chris Finke	1	18	0	18

	No.	Yds.	Avg.	Long	I20	TB
<b>PUNTING</b>						
Tyler Newsome	4	184	46.0	48	1	0

	Att.	Made	Long	KICKS
<b>FIELD GOALS</b>				
Justin Yoon	2	2	49	Made: 46, 49

Punts		Kickoffs		Interceptions				
No.	Yds.	Lg.	No.	Yds.	Lg.	No.	Yds.	Lg.
<b>ALL RETURNS</b>								
TEAM	1	0	0	0	0	0	0	0
Durham Smythe	0	0	0	1	0	0	0	0
C. J. Sanders	0	0	0	1	21	21	0	0

## LSU Falls Late in Citrus Bowl, 21-17

No. 17 LSU gained a 17-14 advantage with 2:02 to play in a back-and-forth 2018 Citrus Bowl before No. 14 Notre Dame completed a 55-yard touchdown to hand the Tigers a 21-17 loss on a rainy New Year's Day in Camping World Stadium. **Derrius Guice** caught two touchdown passes, rushed 21 times for 98 yards and became the fifth Tiger to eclipse 3,000 career rushing yards. His final touch was a reception that came up inches from the goal line and led to a short field goal that put the Tigers ahead for 35 seconds of game time. Notre Dame's Miles Boykin made a stellar one-handed catch along the right sideline to score the go-ahead touchdown with 1:28 to play. **Danny Etling** completed 19-of-33 passes for 229 yards with two touchdowns. **DJ Chark** had five catches for 63 yards, while **Foster Moreau** added 64 yards on four catches. Guice scored on passes of 20 and 2 yards, finishing with three grabs for 34 yards. Notre Dame pulled starting quarterback Brandon Wimbush after his 3-for-8 start to the contest. Ian Book entered to complete 14-for-19 passes for 164 yards with an interception and two touchdowns. He also had seven rushes for 64 yards to overcome four sacks for minus-28. Boykin, who was named the game's MVP, led all receivers with 102 yards including the game-winner. LSU (9-4) out gained Notre Dame (10-3), 399-370, and dominated time of possession (37:32). However, the Tigers missed field goals of 22 and 37 yards and settled for a go-ahead field goal from inside the Irish 1-yard line in the game's final minutes. LSU was 10-of-19 on third downs and rushed for 170 yards. **Grant Delpit** led the Tigers defensively with eight total tackles, and **Greedy Williams** recorded his sixth interception of the season.

## Scoring


	1	2	3	4	F
<b>Notre Dame</b>	0	3	3	15	<b>21</b>
<b>LSU</b>	0	0	7	10	<b>17</b>

ND	2Q	0:04	Yoon 46 yd field goal
LSU	3Q	11:37	Guice 20 yd pass from Etling (Gonsoulin kick)
ND	3Q	2:47	Yoon 49 yd field goal
LSU	4Q	11:13	Guice 2 yd pass from Etling (Gonsoulin kick)
ND	4Q	7:49	Young 6 yd pass from Book (Adams pass from Book)
LSU	4Q	2:03	Gonsoulin 17 yd field goal
ND	4Q	1:28	Boykin 55 yd pass from Book (Yoon kick)

## Team Stats

	ND	LSU
<b>FIRST DOWNS</b>	17	21
Rushing	10	10
Passing	7	11
Penalty	0	0
<b>NET YARDS RUSHING</b>	152	170
Rushing Attempts	34	42
Average Per Rush	4.5	4.0
Rushing Touchdowns	0	0
Yards Gained Rushing	191	191
Yards Lost Rushing	39	21
<b>NET YARDS PASSING</b>	216	229
Completions-Attempts-Int	17-28-1	19-33-0
Average Per Attempt	7.7	6.9
Average Per Completion	12.7	12.1
Passing Touchdowns	2	2
<b>TOTAL OFFENSE YARDS</b>	368	399
Total offense plays	57	87
Average Gain Per Play	5.9	5.3
Fumbles: Number-Lost	1-1	1-0
Penalties: Number-Yards	4-15	5-27
<b>PUNTS-YARDS</b>	4-184	5-186
Average Yards Per Punt	46.0	37.2
<b>KICKOFFS-YARDS</b>	5-260	4-229
Average Yards Per Kickoff	52.0	57.2
Touchbacks	2	2
Punt returns: Number-Yards-TD	1-0-0	3-4-0
Kickoff returns: Number-Yds-TD	2-21-0	3-21-0
Interceptions: Number-Yds-TD	0-0-0	1-4-0
Fumble Returns: Number-Yds-TD	0-0-0	0-0-0
Third-Down Conversions	6 of 13	10 of 19
Fourth-Down Conversions	0 of 1	0 of 1
Red-Zone Scores-Chances	1-1	3-5
Touchdowns	1-1	2-5
Field goals	0-1	1-5
Sacks By: Number-Yards	2-12	4-28
Points off turnovers	0	7





Charles Alexander



Leonard Fournette



Dalton Hilliard

**ATTEMPTS**

GAME	YARDS	YTD
1. 43 Charles Alexander vs. Wyoming (231 yards)	1977	
43 Steve Van Buren vs. LSU Army Specialists (132)	1943	
3. 41 Charles Alexander vs. Tulane (199 yards)	1977	
4. 40 Charles Alexander vs. Florida (156 yards)	1977	
5. 39 Dalton Hilliard vs. Tulane (179)	1985	
6. 37 Derrius Guice vs. Texas A&M (285 yards)	2016	
7. 36 Kevin Faulk vs. Arkansas (138 yards)	1996	
36 Dalton Hilliard vs. Florida State (183 yards)	1982	
9. 34 Rondell Mealey vs. Notre Dame (233 yards)	1997	
10. 32 Leonard Fournette vs. Texas A&M (159 yards)	2015	
32 Joseph Addai vs. Florida (156 yards)	2005	
32 Kevin Faulk vs. Mississippi State (177 yards)	1996	
32 Charles Alexander vs. Indiana (144 yards)	1978	
32 Art Cantrelle vs. Auburn (95 yards)	1970	

**SEASON**

1. 311 Charles Alexander (1,686 yards)	1977
2. 300 Leonard Fournette (1,953 yards)	2015
3. 281 Charles Alexander (1,172 yards)	1978
4. 258 Dalton Hilliard (1,134 yards)	1985
5. 254 Dalton Hilliard (1,268 yards)	1984
6. 249 Stevan Ridley (1,147 yards)	2010
7. 248 Kevin Faulk (1,282 yards)	1996
8. 247 Art Cantrelle (892 yards)	1970
9. 237 Derrius Guice (1,251 yards)	2017
10. 230 LaBrandon Toefield (992 yards)	2001

**CAREER**

1. 882 Dalton Hilliard (4,050 yards)	1982-85
2. 856 Kevin Faulk (4,557 yards)	1995-98
3. 855 Charles Alexander (4,035 yards)	1975-78
4. 616 Leonard Fournette (3,830 yards)	2014-16
5. 588 Harvey Williams (2,860 yards)	1986-90
6. 578 Terry Robiskie (2,517 yards)	1973-76
7. 511 LaBrandon Toefield (2,149 yards)	2000-02
8. 491 Garry James (2,217 yards)	1982-85
9. 490 Joseph Addai (2,576 yards)	2001-05
10. 471 Derrius Guice (3,074 yards)	2015-17

**ATTEMPTS PER GAME**

SEASON	YARDS	YTD
1. 28.3 Charles Alexander (311 • 11 games)	1977	
2. 25.5 Charles Alexander (281 • 11 games)	1978	
3. 25.0 Leonard Fournette (300 • 12 games)	2015	
4. 23.5 Dalton Hilliard (258 • 11 games)	1985	
5. 23.1 Dalton Hilliard (254 • 11 games)	1984	
6. 22.8 Kevin Faulk (205 • 9 games)	1997	
7. 22.5 Kevin Faulk (248 • 11 games)	1996	
8. 22.5 Art Cantrelle (247 • 11 games)	1970	
9. 20.8 Kevin Faulk (229 • 11 games)	1998	
10. 20.4 Terry Robiskie (224 • 11 games)	1976	

**CAREER**

1. 20.88 Kevin Faulk (856 • 41 games)	1995-98
2. 20.02 Dalton Hilliard (882 • 44 games)	1982-85
3. 19.43 Charles Alexander (855 • 44 games)	1975-78
4. 19.25 Leonard Fournette (616 • 32 games)	2014-16
5. 16.54 Art Cantrelle (397 • 24 games)	1969-71
6. 16.48 LaBrandon Toefield (511 • 31 games)	2000-02
7. 15.00 Jeremy Hill (345 • 23 games)	2012-13
8. 14.70 Harvey Williams (588 • 40 games)	1986-90
9. 14.10 Terry Robiskie (578 • 41 games)	1973-76
10. 13.95 Jimmy Taylor (279 • 20 games)	1956-57

**YARDS GAINED**

GAME	YARDS	YTD
1. 285 Derrius Guice vs. Texas A&M (37 att.)	2016	
2. 284 Leonard Fournette vs. Ole Miss (16 att.)	2016	
3. 276 Derrius Guice at Ole Miss (22 att.)	2017	
4. 252 Derrius Guice vs. Arkansas (21 att.)	2016	
5. 250 Alley Broussard vs. Ole Miss (26 att.)	2004	
6. 246 Kevin Faulk vs. Houston (21 att.)	1996	
7. 244 Leonard Fournette vs. Syracuse (26 att.)	2015	
8. 237 Charles Alexander vs. Oregon (31 att.)	1977	
9. 234 Kevin Faulk vs. Michigan State (25 att.)	1995	
10. 233 Leonard Fournette vs. E. Michigan (26 att.)	2015	

**SEASON**

1. 1,953 Leonard Fournette (300 att.)	2015
2. 1,686 Charles Alexander (311 att.)	1977
3. 1,401 Jeremy Hill (203 att.)	2013
4. 1,387 Derrius Guice (183 att.)	2016
5. 1,282 Kevin Faulk (248 att.)	1996
6. 1,279 Kevin Faulk (229 att.)	1998
7. 1,268 Dalton Hilliard (254 att.)	1984
8. 1,251 Derrius Guice (237 att.)	2017
9. 1,174 Charles Scott (217 att.)	2008
10. 1,172 Charles Alexander (281 att.)	1978

**CAREER**

1. 4,557 Kevin Faulk (41 games)	1995-98
2. 4,050 Dalton Hilliard (44 games)	1982-85
3. 4,035 Charles Alexander (44 games)	1975-78
4. 3,830 Leonard Fournette (32 games)	2014-16
5. 3,074 Derrius Guice (36 games)	2015-17
6. 2,860 Harvey Williams (40 games)	1986-90
7. 2,576 Joseph Addai (51 games)	2001-05
8. 2,517 Terry Robiskie (42 games)	1973-76
9. 2,317 Charles Scott (43 games)	2006-09
10. 2,238 Rondell Mealey (46 games)	1996-99

**YARDS PER GAME**

SEASON	YARDS	YTD
1. 162.8 Leonard Fournette (1,953 • 12 games)	2015	
2. 153.3 Charles Alexander (1,686 • 11 games)	1977	
3. 127.1 Kevin Faulk (1,144 • 9 games)	1997	
4. 120.4 Leonard Fournette (843 • 7 games)	2016	
5. 116.8 Jeremy Hill (1,401 • 12 games)	2013	
6. 116.5 Kevin Faulk (1,282 • 11 games)	1996	
7. 116.3 Kevin Faulk (1,279 • 11 games)	1998	
8. 115.6 Derrius Guice (1,387 • 12 games)	2016	
9. 115.3 Dalton Hilliard (1,268 • 11 games)	1984	
10. 106.5 Charles Alexander (1,172 • 11 games)	1978	

**CAREER**

1. 119.7 Leonard Fournette (3,830 • 32 games)	2014-16
2. 111.1 Kevin Faulk (4,557 • 41 games)	1995-98
3. 93.7 Jeremy Hill (2,156 • 23 games)	2012-13
4. 92.0 Dalton Hilliard (4,050 • 44 games)	1982-85
5. 91.7 Charles Alexander (4,035 • 44 games)	1975-78
6. 85.4 Derrius Guice (3,074 • 36 games)	2015-17
7. 71.5 Harvey Williams (2,860 • 40 games)	1986-90
8. 69.3 LaBrandon Toefield (2,149 • 31 games)	2000-02
9. 68.5 Art Cantrelle (1,644 • 24 games)	1969-71
10. 65.7 Jimmy Taylor (1,314 • 20 games)	1956-57

**YARDS PER RUSH**

GAME (MIN. 10 RUSHES)	YARDS	YTD
1. 19.60 Harvey Williams vs. Rice (10/196)	1987	
2. 17.75 Leonard Fournette vs. Ole Miss (16/284)	2016	
3. 17.45 Billy Baggett vs. Ole Miss (11/192)	1950	
4. 13.69 Kevin Faulk vs. Idaho (13/178)	1998	
5. 13.09 Leonard Fournette vs. Notre Dame (11/144)	2014	
6. 12.54 Derrius Guice at Ole Miss (22/276)	2017	
7. 12.00 Derrius Guice at Arkansas (21/252)	2016	
12.00 Leonard Fournette vs. Auburn (19/228)	2015	
9. 11.83 Lee Hedges vs. Tulane (12/142)	1949	
10. 11.79 Harvey Williams vs. Ole Miss (14/165)	1987	

**GAME (MIN. 15 RUSHES)**

1. 17.5 Leonard Fournette vs. Ole Miss (16/284)	2016
2. 12.54 Derrius Guice at Ole Miss (22/276)	2017
3. 12.00 Derrius Guice at Arkansas (21/252)	2016
12.00 Leonard Fournette vs. Auburn (19/228)	2015
5. 11.71 Kevin Faulk vs. Houston (21/246)	1996
6. 11.17 Justin Vincent vs. Georgia (18/201)	2003
7. 10.59 Kevin Faulk vs. Arkansas State (17/180)	1998
8. 10.13 Derrius Guice vs. Southern Miss (16/162)	2016
9. 10.06 Derrius Guice vs. South Carolina (16/161)	2015
10. 10.00 Charles Scott vs. Appalachian St. (16/160)	2008

**GAME (MIN. 30 RUSHES)**

1. 7.7 Derrius Guice vs. Texas A&M (37/285)	2016
---	------

**GAME (MIN. 40 RUSHES)**

1. 5.4 Charles Alexander vs. Wyoming (43/231)	1977
---	------

**SEASON (MIN. 150 RUSHES)**

1. 7.579 Derrius Guice (183/1,387)	2016
2. 6.901 Jeremy Hill (203/1,401)	2013
3. 6.510 Leonard Fournette (300/1,953)	2015
4. 6.500 Harvey Williams (154/1,001)	1987
5. 6.500 Justin Vincent (154/1,001)	2003
6. 5.652 Charles Alexander (155/876)	1976





**Terry Robiskie**

7	5.585	Kevin Faulk (229/1,279)	1998
8	5.580	Kevin Faulk (205/1,144)	1997
9	5.529	Leonard Fournette (187/1,034)	2014
10	5.421	Charles Alexander (311/1,686)	1977

**SEASON (MIN. 200 RUSHES)**

1.	6.901	Jeremy Hill (203/1,401)	2013
2.	6.510	Leonard Fournette (300/1,953)	2015
3.	5.585	Kevin Faulk (229/1,279)	1998
4.	5.580	Kevin Faulk (205/1,144)	1997
5.	5.421	Charles Alexander (311/1,686)	1977
6.	5.410	Charles Scott (217/1,174)	2008
7.	5.278	Derrius Guice (237/1,251)	2017
8.	5.169	Kevin Faulk (248/1,282)	1996
9.	4.992	Dalton Hilliard (254/1,268)	1984
10.	4.987	Terry Robiskie (224/1,117)	1976

**CAREER (MIN. 400 RUSHES)**

1.	6.53	Derrius Guice (471/3074)	2015-17
2.	6.22	Leonard Fournette (616,3830)	2014-16
3.	5.46	Charles Scott (424/2,317)	2006-09
4.	5.32	Kevin Faulk (856/4,557)	1995-98
5.	5.26	Joseph Addai (490/2,577)	2001-05

**YARDS GAINED BY A QUARTERBACK**

GAME			
1.	142	Alvin Dark vs. Ole Miss (11 att.)	1942
2.	139	Paul Lyons at Wisconsin (19 att.)	1971
3.	133	Carl Trimble vs. Colorado (8 att.)	1974
4.	119	Anthony Jennings at Texas A&M (14 att.)	2014
5.	118	Nelson Stokley vs. Kentucky (15 att.)	1965
6.	114	Lynn Amedee vs. Tulane (12 att.)	1961
7.	101	Herb Tyler vs. Ole Miss (17 att.)	1997
8.	100	Jordan Jefferson vs. Tennessee (5 att.)	2010

**SEASON**

1.	450	Jordan Jefferson	2010
2.	449	Nelson Stokley	1965
3.	433	Alvin Dark	1942
4.	412	Fred Haynes	1967
5.	398	David Woodley	1978
6.	394	Paul Lyons	1971
7.	362	Alan Risher	1980
8.	348	Marcus Randall	2002
9.	299	Nelson Stokley	1967
10.	292	Anthony Jennings	2014

**CAREER**

1.	1,018	Jordan Jefferson	2008-11
2.	938	Lee Hedges	1949-51
3.	890	Fred Haynes	1966-68
4.	829	David Woodley	1976-79
5.	821	Nelson Stokley	1965-67
6.	778	Herb Tyler	1995-98
7.	685	Al Doggett	1951-54
8.	671	Paul Lyons	1970-72
9.	617	Marcus Randall	2001-04
10.	566	Carl Otis Trimble	1974-76



**Charles Scott**

**TOUCHDOWNS RUSHING**

GAME			
1.	5	Kevin Faulk vs. Kentucky	1997
2.	4	Derrius Guice vs. Texas A&M	2016
	4	Leonard Fournette vs. Texas Tech	2015
	4	LaBrandon Toefield vs. Utah State	2001
	4	Rondell Mealey vs. New Mexico State	1996
	4	Harvey Williams vs. Miami (Ohio)	1990
	4	Dalton Hilliard vs. Kentucky	1984
	4	Charles Alexander vs. Oregon	1977
9.	3	By many	
Last:		Derrius Guice vs. Arkansas	2017

**SEASON**

1.	22	Leonard Fournette	2015
2.	19	LaBrandon Toefield	2001
3.	18	Charles Scott	2008
4.	17	Charles Alexander	1977
5.	16	Jeremy Hill	2013
6.	15	Derrius Guice	2016
	15	Kevin Faulk	1997
	15	Stevan Ridley	2010
9.	14	Dalton Hilliard	1985
	14	Charles Alexander	1978

**CAREER**

1.	46	Kevin Faulk	1995-98
2.	45	Dalton Hilliard	1982-85
3.	40	Leonard Fournette	2014-16
	40	Charles Alexander	1975-78
5.	32	Charles Scott	2006-09
6.	29	Derrius Guice	2015-17
	29	Rondell Mealey	1996-99
	29	Terry Robiskie	1973-76
8.	28	Jeremy Hill	2012-13
9.	27	Kenny Hilliard	2011-14
	27	Harvey Williams	1986-90
	27	Garry James	1982-85

**RUSHING TDS BY A QUARTERBACK**

GAME			
1.	3	Herb Tyler vs. Kentucky	1998
	3	David Woodley vs. Tulane	1978
	3	Paul Lyons at Wisconsin	1971
	3	Nelson Stokley vs. Tulane	1967
5.	2	21 occasions	
Last:		Brandon Harris vs. Auburn	2015

**SEASON**

1.	7	Jordan Jefferson	2010
	7	Herb Tyler	1998
	7	Herb Tyler	1997
	7	Herb Tyler	1996
	7	Jeff Wickersham	1983
	7	David Woodley	1979
7.	6	Alan Risher	1980
	6	Steve Ensminger	1977
	6	Paul Lyons	1971
	6	Nelson Stokley	1967
	6	Nelson Stokley	1965



**Harvey Williams**

**CAREER**

1.	23	Herb Tyler	1995-98
2.	15	David Woodley	1977-79
3.	13	Alan Risher	1980-82
	13	Nelson Stokley	1965-67
5.	12	Jordan Jefferson	2008-11
6.	10	Steve Ensminger	1976-79
7.	9	Jeff Wickersham	1982-85
	9	Paul Lyons	1970-72
	9	Al Doggett	1951-54
10.	8	Bert Jones	1970-72
	8	Mike Hillman	1967-69

**LONGEST RUSHING TOUCHDOWNS**

1.	96	Derrius Guice vs. Arkansas	2016
2.	94	Sal Nicolo vs. Rice	1952
	94	Jesse Fatheree vs. Georgia	1935
4	90	Cotton Milner vs. Auburn	1936
5.	89	Leonard Fournette vs. Notre Dame	2014
6.	88	Adrian Dodson vs. Tulane	1940
7.	87	Leonard Fournette vs. South Carolina	2015
	87	Jacob Hester vs. Louisiana Tech	2007
	87	Justin Vincent vs. Georgia	2003
10.	86	Jeff Burkett vs. Georgia Navy	1942
11.	83	Jordan Jefferson vs. Tennessee	2010
12.	81	Kevin Faulk vs. Idaho	1998
	81	Ripper Rowan vs. Alabama	1944
14.	80	Kevin Faulk vs. Houston	1996
15.	79	D.J. Chark vs. Texas Tech	2015

**200-YARD GAMES**

SEASON			
1.	4	Leonard Fournette	2015
2.	2	Derrius Guice	2016
	2	Charles Alexander	1977

**CAREER**

1.	5	Leonard Fournette	2014-16
2.	4	Kevin Faulk	1995-98
3.	3	Derrius Guice	2015-17
4.	2	Charles Alexander	1975-78

**100-YARD GAMES**

SEASON			
1.	10	Leonard Fournette	2015
	10	Charles Alexander	1977
3.	7	Jeremy Hill	2013
	7	Kevin Faulk	1996
	7	Charles Alexander	1978
6.	6	Derrius Guice	2016
	6	Charles Scott	2008
	6	Kevin Faulk	1997
	6	Dalton Hilliard	1984
	6	Steve Van Buren	1943
11.	5	Derrius Guice	2017
	5	Leonard Fournette	2014
	5	Joseph Addai	2005
	5	Justin Vincent	2003
	5	Kevin Faulk	1998
	5	Dalton Hilliard	1985



**Jacob Hester**

**CAREER**

1.	22	Kevin Faulk	1995-98
2.	20	Charles Alexander	1975-78
3.	19	Leonard Fournette	2014-16
5.	12	Derrius Guice	2015-17
6.	11	Jeremy Hill	2012-13
7.	8	Charles Scott	2006-09
8.	8	Harvey Williams	1986-90
9.	7	LaBrandon Toefield	2000-02
	7	Rondell Mealey	1996-99

**200-YARD RUSHING GAMES (21)**

NAME	OPPONENT	YARDS (ATT.)
Derrius Guice	Texas A&M, 2016	285 (37)
Leonard Fournette	Ole Miss, 2016	284 (16)
Derrius Guice	Ole Miss, 2017	276 (22)
Derrius Guice	Arkansas, 2016	252 (21)
Alley Broussard	Ole Miss, 2004	250 (26)
Kevin Faulk	Houston, 1996	246 (21)
Leonard Fournette	Syracuse, 2015	244 (26)
Charles Alexander	Oregon, 1977	237 (31)
Kevin Faulk	Michigan State, 1995*	234 (25)
Leonard Fournette	E. Michigan, 2015	233 (26)
Cecil Collins	Auburn, 1997	232 (27)
Charles Alexander	Wyoming, 1977	231 (43)
Leonard Fournette	Auburn, 2015	228 (19)
Rondell Mealey	Notre Dame, 1997*	222 (34)
Jeremy Hill	Iowa, 2013*	216 (28)
Harvey Williams	Kentucky, 1990	214 (28)
Terry Robiskie	Rice, 1976	214 (30)
Leonard Fournette	Texas Tech, 2015*	212 (29)
Kevin Faulk	Kentucky, 1997	212 (28)
Justin Vincent	Georgia, 2003	201 (18)
Kevin Faulk	Alabama, 1998	201 (30)

**100-YARD RUSHING GAMES (274)**

NAME	OPPONENT	YARDS (ATT.)
Charles Alexander	Tulane, 1977	199 (41)
Charles Alexander	Stanford, 1977 *	197 (31)
Harvey Williams	Rice, 1987	196 (10)
Billy Baggett	Ole Miss, 1950	192 (11)
Jeremy Hill	Auburn, 2013	184 (25)
LaBrandon Toefield	Utah State, 2001	183 (27)
Dalton Hilliard	Florida State, 1982	183 (36)
Charles Alexander	Vanderbilt, 1977	183 (26)
Harvey Williams	Tulane, 1987	181 (19)
Leonard Fournette	Florida, 2015	180 (31)
Kevin Faulk	Arkansas State, 1998	180 (17)
Cecil Collins	Akron, 1997	179 (20)
Kevin Faulk	Idaho, 1998	178 (13)
Dalton Hilliard	Tulane, 1985	174 (39)
LaBrandon Toefield	Arkansas, 2001	173 (30)
Kevin Faulk	Ole Miss, 1997	172 (25)
Cecil Collins	Mississippi State, 1997	172 (22)
Kevin Faulk	Mississippi State, 1995	171 (23)
Jimmy Taylor	Tulane, 1957	171 (19)
Kevin Faulk	Mississippi State, 1996	170 (32)
Dalton Hilliard	East Carolina, 1985	170 (26)
Charles Alexander	Florida, 1977	170 (31)
Jimmy Taylor	Arkansas, 1956	170 (20)
Kevin Faulk	Alabama, 1997	168 (27)
Dalton Hilliard	Wichita State, 1984	166 (17)



**Joseph Addai**

Garry James	Tulane, 1982	166 (18)
Harvey Williams	Ole Miss, 1987	165 (14)
Dalton Hilliard	Kentucky, 1984	164 (31)
Derrius Guice	Missouri, 2016	163 (17)
Derrius Guice	Southern Miss, 2016	162 (16)
Derrius Guice	South Carolina, 2015	161 (16)
Rondell Mealey	Houston, 1996	161 (14)
Charles Scott	Appalachian State, 2008	160 (16)
Kevin Faulk	North Texas, 1995	160 (19)
Leonard Fournette	Mississippi State, 2015	159 (28)
Leonard Fournette	Texas A&M, 2015	159 (32)
Stevan Ridley	Vanderbilt, 2010	159 (17)
Kevin Faulk	Ole Miss, 1995	159 (23)
Leonard Fournette	South Carolina, 2015	158 (20)
Rondell Mealey	San Jose State, 1999	158 (24)
Jeremy Hill	Mississippi State, 2013	157 (16)
Joseph Addai	Florida, 2005	156 (32)
Harvey Williams	Tulane, 1990	156 (27)
Charles Alexander	Florida, 1978	156 (40)
Charles Alexander	Tulane, 1978	156 (28)
Brad Davis	South Carolina, 1973	156 (25)
Derrius Guice	Jacksonville State, 2016	155 (19)
Charles Alexander	Rice, 1977	155 (16)
Don Schwab	Tulane, 1963	154 (20)
Dalton Hilliard	Vanderbilt, 1984	152 (25)
Charles Alexander	Vanderbilt, 1976	152 (17)
Dalton Hilliard	Colorado State, 1985	151 (25)
Leonard Fournette	Western Kentucky, 2015	150 (26)
Terrence Magee	Texas A&M, 2013	149 (13)
Kevin Faulk	Tulane, 1996	148 (27)
Dalton Hilliard	North Carolina, 1985	148 (31)
Jessie Myles	Florida, 1980	148 (21)
Derrius Guice	Arkansas, 2017	147 (21)
Leonard Fournette	Mississippi State, 2016	147 (28)
Charles Alexander	Ole Miss, 1978	147 (28)
Leonard Fournette	Texas A&M, 2014	146 (19)
Jeremy Hill	Arkansas, 2013	145 (20)
Dalton Hilliard	Arizona, 1984	145 (29)
Jim Dousay	Tulane, 1967	145 (29)
Charles Scott	Georgia, 2008	144 (21)
Charles Alexander	Indiana, 1978	144 (32)
Charles Alexander	Rice, 1978	144 (24)
Steve Van Buren	Georgia, 1943	144 (25)
Leonard Fournette	Notre Dame, 2014 *	143 (11)
Jeremy Hill	Furman, 2013	143 (14)
Brad Davis	Alabama, 1973	143 (17)
Jermaine Sharp	Tulane, 1994	142 (15)
Lee Hedges	Tulane, 1949	142 (12)
Alvin Dark • QB	Ole Miss, 1942	142 (11)
Kenny Hilliard	North Texas, 2012	141 (13)
Charles Scott	Mississippi State, 2008	141 (27)
Charles Alexander	Utah, 1976	141 (22)
Leonard Fournette	Florida, 2014	140 (27)
Odell Beckham Sr.	Tulane, 1991	140 (23)
Billy Cannon	Alabama, 1957	140 (8)
Paul Lyons • QB	Wisconsin, 1971	139 (19)
Derrius Guice	Louisville, 2016 *	138 (26)
Leonard Fournette	Wisconsin, 2016	138 (23)
Kevin Faulk	Arkansas, 1997	138 (28)
Kevin Faulk	Kentucky, 1996	138 (21)
Charles Alexander	Ole Miss, 1976	138 (16)
Jeff Burkett	Georgia Navy, 1942	138 (14)
Charles Alexander	Mississippi State, 1977	136 (29)
Don Schwab	Florida, 1964	136 (19)
Kevin Faulk	Vanderbilt, 1997	135 (31)



**Garry James**

Robert Davis	Texas A&M, 1992	134 (15)
Harvey Williams	Georgia, 1986	133 (24)
Dalton Hilliard	Tulane, 1984	133 (24)
Dalton Hilliard	Oregon State, 1982	133 (18)
Charles Alexander	Missouri, 1978 *	133 (24)
Carl Otis Trimble • QB	Colorado, 1974	133 (8)
Charles Scott	Auburn, 2008	132 (21)
Harvey Williams	Georgia, 1990	132 (24)
Steve Van Buren	ASTU, 1943	132 (43)
Rondell Mealey	Kentucky, 1997	131 (13)
Darrel Williams	Missouri, 2016	130 (21)
Joseph Addai	Miami (Fla.), 2005*	130 (24)
Jermaine Sharp	South Carolina, 1994	130 (23)
Dan Sandifer	Texas A&M, 1945	130 (11)
LaBrandon Toefield	Kentucky, 2001	129 (28)
Jermaine Sharp	Mississippi State, 1994	129 (23)
Terry Robiskie	Ole Miss, 1976	129 (24)
Dalton Hilliard	Florida State, 1983	128 (20)
Garry James	Oregon State, 1982	128 (12)
Derrius Guice	Texas A&M, 2017	127 (28)
Terrence Magee	Kentucky, 2014	127 (9)
Jeremy Hill	Texas A&M, 2012	127 (17)
Justin Vincent	Auburn, 2003	127 (14)
Dalton Hilliard	Florida, 1982	127 (26)
Jacob Hester	Arkansas, 2007	126 (28)
Keiland Williams	Virginia Tech, 2007	126 (7)
Terry Robiskie	Kentucky, 1976	126 (24)
Adrian Dodson	Holy Cross, 1940	126 (26)
Kevin Faulk	Arkansas, 1996	125 (36)
James Jacquet	Ole Miss, 1991	125 (13)
Levi Johns	Ole Miss, 1953	125 (16)
Jeremy Hill	Clemson, 2012*	124 (12)
Jeremy Hill	South Carolina, 2012	124 (17)
Shyrone Carey	Western Illinois, 2003	124 (21)
Dalton Hilliard	Mississippi State, 1985	124 (22)
Alfred Blue	North Texas, 2012	123 (16)
Stevan Ridley	Tennessee, 2010	123 (22)
Kevin Faulk	Mississippi State, 1998	123 (24)
Dalton Hilliard	Ole Miss, 1982	123 (23)
Charles Alexander	Wake Forest, 1978	123 (31)
Leroy Labat	Mississippi State, 1951	123 (29)
Gene Knight	Ole Miss, 1945	123 (13)
Derrius Guice	BYU, 2017	122 (27)
Leonard Fournette	New Mexico State, 2014	122 (18)
Domanick Davis	Mississippi State, 2002	122 (18)
Domanick Davis	Illinois, 2001*	122 (28)
Garry James	Wichita State, 1984	122 (21)
Billy Cannon	Tennessee, 1959	122 (22)
Jeremy Hill	Florida, 2013	121 (19)
Rondell Mealey	New Mexico State, 1996	121 (12)
Dalton Hilliard	Washington, 1983	121 (21)
Dalton Hilliard	South Carolina, 1983	121 (24)
Hokie Gajan	Rice, 1978	121 (21)
Ebert Van Buren	Texas A&M, 1949	121 (14)
Jacob Hester	Tennessee, 2007	120 (23)
LaBrandon Toefield	Auburn, 2001	120 (29)
LaBrandon Toefield	Tennessee, 2000	120 (15)
Anthony Jennings • QB	Texas A&M, 2014	119 (14)
Alfred Blue	Western Kentucky, 2011	119 (9)
LaBrandon Toefield	Mississippi State, 2000	119 (26)
Chris Dantin	Rice, 1972	119 (23)
Rondell Mealey	North Texas, 1999	118 (13)
Dalton Hilliard	Notre Dame, 1984	118 (13)
Dalton Hilliard	Tulane, 1983	118 (28)
Hokie Gajan	Rice, 1979	118 (19)



**Rondell Mealey**

Allen Shorey	Alabama, 1969	118 (26)
Tommy Allen	Kentucky, 1967	118 (19)
Nelson Stokley • QB	Kentucky, 1965	118 (15)
Steve Van Buren	TCU, 1943	118 (23)
Jeremy Hill	Kent State, 2013	117 (11)
Justin Vincent	Oklahoma, 2003*	117 (16)
Kevin Faulk	Ole Miss, 1996	117 (28)
Gene Lang	Mississippi State, 1980	117 (11)
Charles Alexander	Indiana, 1977	117 (24)
Brad Davis	Tulane, 1974	117 (23)
Art Cantrelle	Ole Miss, 1970	117 (25)
Billy Cannon	Tulane, 1958	117 (15)
Jimmy Taylor	Ole Miss, 1957	117 (15)
Albin Collins	Mississippi State, 1947	117 (17)
Kenny Hilliard	Idaho, 2012	116 (11)
Stevan Ridley	West Virginia, 2010	116 (20)
Keiland Williams	Louisiana Tech, 2009	116 (15)
Eddie Fuller	Tennessee, 1988	116 (18)
Garry James	Florida State, 1982	116 (20)
Jacob Hester	Louisiana Tech, 2007	115 (11)
Chris Dantin	Wisconsin, 1972	115 (27)
Eddie Ray	Tulane, 1969	115 (21)
Johnny Robinson	Tennessee, 1959	115 (17)
Jerry Marchand	Tulane, 1952	115 (13)
Charles Scott	Tulane, 2008	114 (12)
Kevin Faulk	Vanderbilt, 1996	114 (19)
Eddie Fuller	Ole Miss, 1988	114 (21)
Lynn Amedee • QB	Tulane, 1961	114 (12)
Levi Johns	Arkansas, 1955	114 (15)
Steve Van Buren	Texas A&M, 1943	114 (22)
Leonard Fournette	Ole Miss, 2014	113 (23)
Domanick Davis	South Carolina, 2002	113 (26)
Art Cantrelle	Texas A&M, 1970	113 (26)
Dan Sandifer	Miami (Fla.), 1946	113 (11)
Bill Montgomery	Ole Miss, 1945	113 (11)
Steve Van Buren	Rice, 1943	113 (19)
Charles Scott	Tulane, 2009	112 (18)
Justin Vincent	Arkansas, 2003	112 (18)
Vincent Gonzales	Florida, 1955	112 (23)
LaBrandon Toefield	Miami (Ohio), 2002	111 (17)
Jermaine Sharp	Arkansas, 1994	111 (9)
Levi Johns	Texas Tech, 1954	111 (21)
James Roshto	Alabama, 1951	111 (11)
Kenny Hilliard	Wisconsin, 2014	110 (18)
Eddie Fuller	Ohio, 1989	110 (8)
Charles Alexander	Alabama, 1977	110 (22)
Spencer Ware	Florida, 2011	109 (24)
Joseph Addai	Arizona State, 2005	109 (16)
Alley Broussard	Iowa, 2004*	109 (13)
Domanick Davis	North Texas, 1999	109 (17)
Terry Robiskie	South Carolina, 1975	109 (26)
Joe Labruzzo	TCU, 1963	109 (12)
Sal Nicolo	Rice, 1952	109 (4)
Leonard Fournette	Ole Miss, 2015	108 (25)
Terrence Magee	Kent State, 2013	108 (9)
Terrence Magee	Furman, 2013	108 (7)
Alley Broussard	South Carolina, 2003	108 (19)
Kevin Faulk	Notre Dame, 1998	108 (31)
Billy Cannon	Kentucky, 1958	108 (12)
Earl Gros	Mississippi State, 1961	108 (14)
Jeremy Hill	Alabama, 2012	107 (29)
Spencer Ware	Mississippi State, 2011	107 (22)
Keiland Williams	Notre Dame, 2006*	107 (14)
Joseph Addai	Ole Miss, 2004	107 (14)
Terry Robiskie	Vanderbilt, 1976	107 (17)



**Stevan Ridley**

Jacob Hester	Florida, 2007	106 (23)
Alley Broussard	Louisiana Tech, 2003	106 (16)
Domanick Davis	Ole Miss, 2000	106 (25)
Odell Beckham Sr.	Colorado State, 1992	106 (7)
Sam Martin	Georgia, 1986	106 (11)
Hokie Gajan	Florida State, 1979	106 (24)
Steve Rogers	Tulane, 1974	106 (22)
Jim Benglis	Texas A&M, 1971	106 (6)
Bill Schroll	Rice, 1947	106 (10)
Jabbo Stell	Loyola, 1937	106 (11)
Joseph Addai	Auburn, 2005	105 (24)
Stevan Ridley	Texas A&M, 2010*	105 (24)
Justin Vincent	Ole Miss, 2003	105 (22)
Kevin Faulk	Notre Dame, 1997	105 (26)
Jerry Murphree	Florida, 1977	105 (25)
Joe Labruzzo	Mississippi State, 1965	105 (15)
Jerry Marchand	Arkansas, 1953	105 (21)
Jay Johnson	Ole Miss, 1993	104 (15)
Hokie Gajan	Kentucky, 1979	104 (20)
Don Schwab	Tulane, 1964	104 (20)
Jimmy Taylor	Oklahoma A&M, 1956	104 (12)
Darrel Williams	Ole Miss, 2017	103 (22)
Rondell Mealey	Akron, 1997	103 (15)
Gene Knight	Miami (Fla.), 1946	103 (18)
Bill Montgomery	Georgia Tech, 1945	103 (17)
Derrius Guice	Chattanooga, 2017	102 (15)
Kenny Hilliard	Arkansas, 2011	102 (19)
Spencer Ware	Texas A&M, 2010*	102 (10)
Charles Scott	North Texas, 2008	102 (7)
Joseph Addai	Vanderbilt, 2005	102 (24)
Justin Vincent	Arkansas State, 2004	102 (13)
Kendall Cleveland	Arkansas, 1995	102 (24)
Eddie Ray	Alabama, 1969	102 (16)
Jim Dousay	Mississippi State, 1967	102 (19)
Don Schwab	Mississippi State, 1964	102 (22)
Danny LeBlanc	Kentucky, 1963	102 (23)
Don Schwab	TCU, 1963	102 (16)
O.K. Ferguson	Florida, 1955	102 (24)
Zollie Toth	Ole Miss, 1949	102 (18)
Leonard Fournette	Auburn, 2016	101 (16)
Alfred Blue	Washington, 2012	101 (14)
Charles Scott	Tulane, 2006	101 (15)
Herb Tyler • QB	Ole Miss, 1997	101 (17)
Arthur Cantrelle	Wisconsin, 1971	101 (11)
Edward Campbell	North Carolina, 1961	101 (10)
Billy Baggett	Vanderbilt, 1950	101 (19)
Steve Van Buren	Georgia Tech, 1943	101 (14)
Sulcer Harris	Louisiana Tech, 1941	101 (9)
Jordan Jefferson • QB	Tennessee, 2010	100 (5)
Harvey Williams	Florida State, 1990	100 (22)
Joe Labruzzo	Kentucky, 1965	100 (14)
Vincent Gonzales	Texas Tech, 1954	100 (18)
Bill Montgomery	Georgia, 1945	100 (11)

\* - Denotes bowl game



**LaBrandon Toefield**



**Charles Alexander**



**Derrius Guice**



**Justin Vincent**

### CONSECUTIVE 100-YARD RUSHING GAMES

1.	9	Leonard Fournette	2014-15	146 vs. Texas A&M, 143 vs. Notre Dame*, 159 at #25 Mississippi State, 228 vs. #18 Auburn, 244, at Syracuse, 233 vs. Eastern Michigan, 158 vs. South Carolina, 180 vs. #8 Florida, 150 vs. Western Kentucky
9		Charles Alexander	1977-78	110 vs. #2 Alabama, 136 vs. Mississippi State, 199 at Tulane, 231 vs. Wyoming, 197 vs. Stanford*, 144 vs. Indiana, 123 vs. Wake Forest, 144 at Rice, 156 at Florida
3.	7	Leonard Fournette	2015-16	108 at #22 Ole Miss, 159 vs. Texas A&M, 212 vs. Texas Tech*, 138 vs. Wisconsin, 147 vs. Mississippi State, 101 at Auburn, 284 vs. #23 Ole Miss
4.	5	Kevin Faulk	1997	172 vs. Ole Miss, 212 at Kentucky, 168 at Alabama, 105 vs. Notre Dame, 138 vs. Arkansas
5.	4	Derrius Guice	2016-17	285 at Texas A&M, 138 vs. Louisville*, 122 vs. BYU, 102 vs. Chattanooga
4		Charles Scott	2008	160 vs. Appalachian State, 102 vs. North Texas, 132 at #10 Auburn, 141 vs. Mississippi State
4		Justin Vincent	2003	105 at Ole Miss, 112 vs. Arkansas, 201 vs. #5 Georgia*, 117 vs. #1 Oklahoma*
4		Steve Van Buran	1943	144 vs. Georgia, 113 vs. Rice, 114 vs. Texas A&M, 132 vs. Louisiana Army (STU)
8.	3	Jeremy Hill	2012	124 vs. #3 South Carolina, 127 at #20 Texas A&M, 107 vs. #1 Alabama
3		Joseph Addai	2005	102 at Vanderbilt, 156 vs. #11 Florida, 105 vs. #16 Auburn
3		Cecil Collins	1997	172 at Mississippi State, 232 vs. #12 Auburn,

				179 vs. Akron
3		Kevin Faulk	1996	117 at Ole Miss, 148 vs. Tulane, 125 at Arkansas
3		Dalton Hilliard	1984	152 at #16 Kentucky, 164 vs. Notre Dame, 118 vs. Ole Miss
3		Terry Robiskie	1976	107 vs. Vanderbilt, 126 at Kentucky, 129 vs. Ole Miss
3		Don Schwab	1964	102 vs. Mississippi State, 104 at Tulane, 136 vs. Florida
15.	2	Derrius Guice	2016	163 vs. Missouri, 162 vs. Southern Miss
2		Jeremy Hill	2013	145 vs. Arkansas, 216 vs. Iowa*
2		Jeremy Hill	2013	157 at Mississippi State, 121 vs. #17 Florida
2		Jeremy Hill	2013	117 vs. Kent State, 185 vs. Auburn
2		Alfred Blue	2012	123 vs. North Texas, 101 vs. Washington
2		Stevan Ridley	2010	116 at #22 West Virginia, 123 vs. Tennessee
2		Charles Scott	2008	144 vs. #9 Georgia, 114 vs. Tulane
2		Jacob Hester	2007	126 vs. Arkansas, 120 vs. #14 Tennessee^
2		LaBrandon Toefield	2001	173 vs. #24 Arkansas, 120 vs. #25 Auburn
2		Rondell Mealey	1999	158 vs. San Jose State, 118 vs. North Texas
2		Kevin Faulk	1998	201 vs. Alabama, 108 at #10 Notre Dame
2		Rondell Mealey	1997	129 vs. #12 Auburn, 103 vs. Akron
2		Kevin Faulk	1996	138 vs. Kentucky, 170 vs. Mississippi State
2		Kevin Faulk	1995-96	234 vs. Michigan State*, vs. Houston

2		Jermaine Sharp	1994	142 at Tulane, 111 at Arkansas
2		Harvey Williams	1990	214 vs. Kentucky, 100 at #12 Florida State
2		Dalton Hilliard	1985	174 at Tulane, 170 vs. East Carolina
2		Dalton Hilliard	1985	148 at North Carolina, 151 vs. Colorado State
2		Dalton Hilliard	1984	166 vs. Wichita State, 145 vs. Arizona
2		Garry James	1982	116 vs. #7 Florida State, 166 vs. Tulane
2		Hokie Gajan	1979	104 vs. Kentucky, 106 vs. #8 Florida State
2		Charles Alexander	1977	170 vs. #9 Florida, 183 at Vanderbilt
2		Charles Alexander	1976-77	141 vs. Utah, 117 at Indiana
2		Chris Dantin	1972	115 vs. Wisconsin, 119 at Rice
2		Jim Dousay	1967	102 vs. Mississippi State, 145 vs. Tulane
2		Billy Baggett	1950	192 vs. Ole Miss, 101 at Vanderbilt

^ = Denotes SEC Championship Game; \* - Denotes bowl game

### CONSECUTIVE 100-YARD RUSHING GAMES

PLAYER	YEAR	STREAK
Leonard Fournette	2014-15	9
Charles Alexander	1977-78	9
Leonard Fournette	2016-15	7
Kevin Faulk	1997	5
Derrius Guice	2016-17	4
Charles Scott	2008	4
Justin Vincent	2003	4
Steve Van Buren	1943	4
Jeremy Hill	2012	3
Joseph Addai	2005	3
Cecil Collins	1997	3
Kevin Faulk	1996	3
Dalton Hilliard	1984	3
Terry Robiskie	1976	3

PLAYER	YEAR	STREAK
Don Schwab	1964	3
Derrius Guice	2016	2
Jeremy Hill	2013 (3x)	2
Alfred Blue	2012	2
Stevan Ridley	2010	2
Charles Scott	2008	2
Jacob Hester	2007	2
LaBrandon Toefield	2001	2
Rondell Mealey	1999	2
Kevin Faulk	1998	2
Rondell Mealey	1997	2
Kevin Faulk	1996	2
Kevin Faulk	1995-96	2
Jermaine Sharp	1994	2

PLAYER	YEAR	STREAK
Harvey Williams	1990	2
Dalton Hilliard	1985 (2x)	2
Dalton Hilliard	1984	2
Garry James	1982	2
Hokie Gajan	1979	2
Charles Alexander	1977	2
Charles Alexander	1976-77	2
Chris Dantin	1972	2
Jim Dousay	1967	2
Billy Baggett	1950	2

## SAME GAME 100-YARD RUSHING PERFORMANCES

NAMES (YARDS) OPPONENT	COMBINED ATT./YDS.
Derrius Guice (28/127) and Darrel Williams (12/106)	Texas A&M, 2017 40/233
Derrius Guice (22/276) and Darrel Williams (22/103)	Ole Miss, 2017 44/379
Derrius Guice (17/163) and Darrel Williams (21/130)	Missouri, 2016 38/293
Derrius Guice (16/161) and Leonard Fournette (20/158)	South Carolina, 2015 36/319
Leonard Fournette (19/146) and Anthony Jennings (14/119)	Texas A&M, 2014 33/265
Jeremy Hill (14/143) and Terrence Magee (7/108)	Furman, 2013 21/251
Jeremy Hill (11/117) and Terrence Magee (9/108)	Kent State, 2013 20/225
Kenny Hilliard (13/141) and Alfred Blue (16/123)	North Texas, 2012 29/264
Stevan Ridley (24/105) and Spencer Ware (10/102)	Texas A&M, 2010* 34/207
Stevan Ridley (22/123) and Jordan Jefferson (5/100)	Tennessee, 2010 27/223
Alley Broussard (26/250) and Joseph Addai (14/107)	Ole Miss, 2004 40/357
Rondell Mealey (13/118) and Domanick Davis (17/109)	North Texas, 1999 30/227
Kevin Faulk (28/212) and Rondell Mealey (13/131)	Kentucky, 1997 41/343
Kevin Faulk (25/172) and Herb Tyler (17/101)	Ole Miss, 1997 42/273
Cecil Collins (20/179) and Rondell Mealey (15/103)	Akron, 1997 35/282
Kevin Faulk (21/246) and Rondell Mealey (14/161)	Houston, 1996 35/407
Harvey Williams (24/133) and Sam Martin (11/109)	Georgia, 1986 35/242
Dalton Hilliard (17/166) and Garry James (21/122)	Wichita State, 1984 38/288
Dalton Hilliard (36/183) and Garry James (20/116)	Florida State, 1982 56/299
Dalton Hilliard (18/133) and Garry James (12/128)	Oregon State, 1982 30/261
Charles Alexander (24/144) and Hokie Gajan (21/121)	Rice, 1978 45/265
Charles Alexander (31/170) and Jerry Murphree (25/105)	Florida, 1977 56/275
Charles Alexander (16/138) and Terry Robiskie (24/129)	Ole Miss, 1976 40/267
Brad Davis (23/117) and Steve Rogers (22/106)	Tulane, 1974 55/223
Paul Lyons (19/139) and Arthur Cantrelle (11/101)	Wisconsin, 1971 30/240
Nelson Stokley (15/114) and Joe Labruzzo (14/100)	Kentucky, 1965 29/214
Joe Labruzzo (12/109) and Don Schwab (16/102)	TCU, 1963 28/211
Billy Cannon (22/122) and Johnny Robinson (17/115)	Tennessee, 1959 39/237
Vincent Gonzales (23/112) and O.K. Ferguson (24/102)	Florida, 1955 47/214
Levi Johns (21/111) and Vincent Gonzales (18/100)	Texas Tech, 1954 39/211
Dan Sandifer (11/113) and Gene Knight (18/103)	Miami (Fla.), 1946 29/216
Gene Knight (13/123) and Bill Montgomery (11/113)	Ole Miss, 1945 24/236

\*- denotes bowl game

## 1,000-YARD RUSHERS • SEASON

PLAYER	YEAR	YARDS	CARRIES	AVG	GAMES TO 1,000
Leonard Fournette	2015	1,953	300	6.5	5
Charles Alexander	1977	1,686	311	5.4	7
Jeremy Hill *	2013	1,401	203	6.9	10
Derrius Guice	2016	1,387	183	7.6	11
Kevin Faulk	1996	1,282	248	5.2	9
Kevin Faulk	1998	1,279	229	5.6	9
Dalton Hilliard	1984	1,268	254	5.0	9
Derrius Guice	2017	1,251	237	5.3	10
Charles Scott	2008	1,174	217	5.4	10
Charles Alexander	1978	1,172	281	4.2	10
Stevan Ridley	2010	1,147	249	4.6	12
Kevin Faulk *	1997	1,144	205	5.6	8
Dalton Hilliard	1985	1,134	258	4.4	11
Terry Robiskie	1976	1,117	224	5.0	10
Jacob Hester	2007	1,103	225	4.9	13
Leonard Fournette	2014	1,034	187	5.5	13
Justin Vincent	2003	1,001	154	6.5	14
Harvey Williams	1987	1,001	154	6.5	11

\* Faulk did not play against Mississippi State and Auburn in 1997; Hill did not play versus TCU in 2013; Guice did not play against Troy in 2017.

## 1,000-YARD RUSHERS • CAREER

PLAYER (YEARS)	YARDS
Kevin Faulk (1995-98)	4,557
Dalton Hilliard (1982-85)	4,050
Charles Alexander (1975-78)	4,035
Leonard Fournette (2014-16)	3,830
Derrius Guice (2015-17)	3,074
Harvey Williams (1986-90)	2,860
Joseph Addai (2001-05)	2,576
Terry Robiskie (1973-76)	2,517
Charles Scott (2006-09)	2,317
Rondell Mealey (1996-99)	2,238
Garry James (1982-85)	2,217
Brad Davis (1972-74)	2,163
Jeremy Hill (2012-13)	2,156
LaBrandon Toefield (2000-02)	2,149
Domanick Davis (1999-02)	2,056
Justin Vincent (2003-06)	2,021

PLAYER (YEARS)	YARDS
Billy Cannon (1957-59)	1,867
Eddie Fuller (1986-89)	1,816
Jacob Hester (2004-07)	1,780
Keiland Williams (2006-09)	1,699
Darrel Williams (2014-17)	1,651
Art Cantrelle (1969-71)	1,644
Hokie Gajan (1977-80)	1,563
Kenny Hilliard (2011-14)	1,557
Alley Broussard (2003-06)	1,537
Chris Dantin (1970-72)	1,502
Gene Knight (1943-46)	1,491
Don Schwab (1963-65)	1,424
Stevan Ridley (2008-10)	1,419
Michael Ford (2011-12)	1,392
Sammy Martin (1984-97)	1,359
Billy Baggett (1948-50)	1,334

## YEAR-BY-YEAR INDIVIDUAL 100-YARD RUSHING GAMES

1937	1	1958	2	1979	3	2000	3
1938	0	1959	2	1980	2	2001	5
1939	0	1960	0	1981	0	2002	3
1940	1	1961	3	1982	7	2003	8
1941	1	1962	0	1983	4	2004	4
1942	2	1963	4	1984	7	2005	5
1943	6	1964	3	1985	5	2006	2
1944	0	1965	3	1986	2	2007	5
1945	5	1966	0	1987	3	2008	6
1946	2	1967	3	1988	2	2009	2
1947	2	1968	0	1989	1	2010	6
1948	0	1969	3	1990	4	2011	4
1949	3	1970	2	1991	2	2012	8
1950	2	1971	3	1992	2	2013	10
1951	2	1972	2	1993	1	2014	8
1952	2	1973	2	1994	4	2015	11
1953	2	1974	3	1995	5	2016	10
1954	2	1975	1	1996	9	2017	7
1955	3	1976	7	1997	13	<b>TOTAL</b>	<b>295</b>
1956	2	1977	11	1998	5		
1957	3	1978	8	1999	3		



**Tommy Hodson**



**Josh Booty**



**Rohan Davey**

## ATTEMPTS

GAME			
1.	58	Josh Booty vs. Auburn (29 comp., 285 yards)	1999
2.	51	Brandon Harris vs. Ole Miss (26 comp., 324 yards)	2015
	51	Jeff Wickersham vs. Mississippi State (33 comp., 368 yards)	1983
4.	49	Tommy Hodson vs. Tennessee (31 comp., 438 yards)	1989
5.	45	Marcus Randall vs. Texas (19 comp., 193 yards)	2003
	45	Josh Booty vs. Georgia (19 comp., 280 yards)	1999
	45	Jamie Howard vs. Florida (17 comp., 215 yards)	1995
	45	Tommy Hodson vs. Ohio State (25 comp., 267 yards)	1987
9.	44	Rohan Davey vs. Alabama (35 comp., 528 yards)	2001
	44	Jesse Daigle vs. Mississippi State (25 comp., 394 yards)	1991

## SEASON

1.	367	Rohan Davey (217 comp., 3,347 yards)	2001
2.	359	Matt Flynn (202 comp., 2,407 yards)	2007
3.	358	Matt Mauck (229 comp., 2,825 yards)	2003
4.	352	Zach Mettenberger (207 comp., 2,609 yards)	2012
5.	346	Jeff Wickersham (209 comp., 2,145 yards)	1985
6.	342	JaMarcus Russell (232 comp., 3,129 yards)	2006
7.	337	Jeff Wickersham (193 comp., 2,542 yards)	1983
8.	333	Josh Booty (162 comp., 1,830 yards)	1999
9.	317	Tommy Hodson (183 comp., 2,655 yards)	1989
10.	312	Jeff Wickersham (178 comp., 2,165 yards)	1984

## CAREER

1.	1,163	Tommy Hodson (674 comp., 9,115 yards)	1986-89
2.	1,005	Jeff Wickersham (587 comp., 6,921 yards)	1982-85
3.	934	Jamie Howard (459 comp., 6,158 yards)	1992-95
4.	797	JaMarcus Russell (493 comp., 6,625 yards)	2004-06
5.	715	Herb Tyler (434 comp., 5,876 yards)	1995-98
6.	678	Jordan Jefferson (397 comp., 4,733 yards)	2008-11
7.	659	Zach Mettenberger (407 comp., 5,783 yards)	2011-13
8.	623	Josh Booty (307 comp., 3,951 yards)	1999-2000
9.	615	Alan Risher (381 comp., 4,585 yards)	1980-82
10.	565	Jarrett Lee (317 comp., 3,949 yards)	2008-11

## COMPLETIONS

GAME			
1.	35	Rohan Davey vs. Alabama (44 atts., 528 yards)	2001
2.	33	Jeff Wickersham vs. Mississippi State (51 atts., 368 yards)	1983
3.	31	Tommy Hodson vs. Tennessee (49 atts., 438 yards)	1989
	31	Jeff Wickersham vs. Notre Dame (42 atts., 294 yards)	1985
5.	29	Josh Booty vs. Auburn (58 atts., 285 yards)	1999
	29	Jeff Wickersham vs. Florida (42 atts., 271 yards)	1984
7.	28	Chad Loup vs. Arkansas (43 atts., 339 yards)	1993
8.	27	Rohan Davey vs. Kentucky (38 atts., 383 yards)	2001
9.	26	Brandon Harris vs. Ole Miss (51 att., 324 yards)	2015
	26	Rohan Davey vs. Middle Tennessee (37 atts., 318 yards)	2001

## SEASON

1.	232	JaMarcus Russell (342 atts., 3,129 yards)	2006
2.	229	Matt Mauck (358 atts., 2,825 yards)	2003
3.	217	Rohan Davey (367 atts., 3,347 yards)	2001
4.	209	Jeff Wickersham (346 atts., 2,145 yards)	1985
5.	207	Zach Mettenberger (352 atts., 2,609 yards)	2012
6.	202	Matt Flynn (359 atts., 2,407 yards)	2007
7.	193	Jeff Wickersham (337 atts., 2,542 yards)	1983
8.	192	Zach Mettenberger (296 atts., 3,082 yards)	2013
9.	188	JaMarcus Russell (311 atts., 2,443 yards)	2005
10.	183	Tommy Hodson (317 atts., 2,655 yards)	1989

## CAREER

1.	674	Tommy Hodson (1,163 atts., 9,115 yards)	1986-89
2.	587	Jeff Wickersham (1,005 atts., 6,921 yards)	1982-85
3.	493	JaMarcus Russell (797 atts., 6,625 yards)	2004-06
4.	459	Jamie Howard (934 atts., 6,158 yards)	1992-95
5.	434	Herb Tyler (715 atts., 5,876 yards)	1995-98
6.	407	Zach Mettenberger (659 atts., 5,783 yards)	2011-13
7.	397	Jordan Jefferson (678 atts., 4,733 yards)	2008-11
8.	381	Alan Risher (615 atts., 4,585 yards)	1980-82
9.	325	Danny Etling (544 att., 4,586 yards)	2016-17
10.	317	Jarrett Lee (565 atts., 3,949 yards)	2008-11

## CONSECUTIVE COMPLETIONS

1.	14	JaMarcus Russell (vs. Mississippi State)	2006
	14	Matt Mauck (vs. Louisiana Tech)	2003
	14	Chad Loup (vs. Arkansas)	1993
4.	12	Zach Mettenberger (at Mississippi State)	2013
	12	Tommy Hodson (at Tennessee)	1988
	12	Jeff Wickersham (at Tulane)	1985
	12	Alan Risher (vs. Rice)	1981
8.	11	Danny Etling (vs. BYU)	2017
	11	Rohan Davey (vs. Western Carolina)	2000

## COMPLETION PERCENTAGE

GAME			
(Min. 5 atts.)			
1.	100.0	Fred Haynes vs. Baylor (9-9)	1968
	100.0	Matt Flynn vs. North Texas (7-7)	2005
	100.0	Jordan Jefferson at Ole Miss (7-7)	2011
(Min. 10 atts.)			
1.	100.0	Rohan Davey vs. Western Carolina (11-11)	2000
2.	91.7	Nelson Stokley vs. Mississippi State (11-12)	1967
3.	90.9	Matt Mauck vs. Arizona (10-11)	2003
(Min. 20 atts.)			
1.	90.0	JaMarcus Russell vs. Mississippi St. (18-20)	2006
	90.0	Matt Mauck vs. Louisiana Tech (18-20)	2003
3.	87.5	JaMarcus Russell vs. Mississippi St. (21-24)	2005
4.	86.2	Zach Mettenberger vs. Mississippi St. (25-29)	2013
5.	80.8	Alan Risher at Ole Miss (21-26)	1981

## SEASON

(Min. 50 atts.)			
1.	67.8	JaMarcus Russell (232-342)	2006
2.	65.2	Herb Tyler (45-69)	1995
3.	64.9	Zach Mettenberger (192-296)	2013
4.	64.4	Rohan Davey (38-59)	2000
5.	64.0	Matt Mauck (229-358)	2003
	64.0	Nelson Stokley (32-50)	1965
7.	63.7	Alan Risher (149-234)	1982
8.	63.0	Marcus Randall (102-162)	2004
	63.0	Alan Risher (150-238)	1981
10.	62.3	Jarrett Lee (104-167)	2011

## CAREER

(Min. 400 atts.)			
1.	62.0	Alan Risher (381-615)	1980-82
2.	61.9	JaMarcus Russell (493-797)	2004-06
3.	61.7	Zach Mettenberger (407-659)	2011-13
4.	60.7	Herb Tyler (434-715)	1995-98
5.	59.8	Rohan Davey (286-478)	1998-2001
6.	59.7	Danny Etling (325-544)	2016-17
7.	58.6	Matt Mauck (310-529)	2001-03
8.	58.4	Jeff Wickersham (587-1,005)	1982-85
9.	58.0	Tommy Hodson (674-1,163)	1986-89
10.	57.8	Jordan Jefferson (397-687)	2008-11

## YARDS GAINED

GAME			
1.	528	Rohan Davey vs. Alabama (35-44)	2001
2.	438	Tommy Hodson vs. Tennessee (31-49)	1989
3.	394	Jesse Daigle vs. Mississippi State (25-44)	1991
4.	383	Rohan Davey vs. Kentucky (27-38)	2001
5.	381	Tommy Hodson vs. Ole Miss (18-30)	1989
6.	372	Zach Mettenberger vs. Georgia (23-27)	2013
7.	368	Jeff Wickersham vs. Mississippi St. (33-51)	1983
8.	359	Rohan Davey vs. Arkansas (19-33)	2001
9.	356	Rohan Davey vs. Tennessee (21-43)	2001
	356	Jamie Howard vs. Rice (15-23)	1995

## SEASON

1.	3,347	Rohan Davey (217-367)	2001
2.	3,129	JaMarcus Russell (232-343)	2006
3.	3,082	Zach Mettenberger (192-296)	2013
4.	2,825	Matt Mauck (229-358)	2003
5.	2,655	Tommy Hodson (183-317)	1989
6.	2,609	Zach Mettenberger (207-352)	2012
7.	2,542	Jeff Wickersham (193-337)	1983
8.	2,463	Danny Etling (165-275)	2017
9.	2,443	JaMarcus Russell (188-311)	2005
10.	2,407	Matt Flynn (202-359)	2007

## CAREER

1.	9,115	Tommy Hodson (674-1,163)	1986-89
2.	6,921	Jeff Wickersham (587-1,005)	1982-85
3.	6,625	JaMarcus Russell (493-797)	2004-06
4.	6,158	Jamie Howard (459-934)	1992-95
5.	5,876	Herb Tyler (434-715)	1995-98
6.	5,783	Zach Mettenberger (407-659)	2011-13
7.	4,733	Jordan Jefferson (397-678)	2008-11
8.	5,586	Danny Etling (325-544)	2016-17
9.	4,585	Alan Risher (381-615)	1980-82
10.	4,415	Rohan Davey (286-478)	1998-2001

## TOUCHDOWN PASSES

GAME			
1.	5	Zach Mettenberger vs. UAB	2013
2.	4	Matt Flynn vs. Ohio State	2008
	4	Matt Mauck vs. Western Illinois	2003
	4	Matt Mauck vs. Louisiana Tech	2003
	4	Matt Mauck vs. Arkansas	2003
	4	Rohan Davey vs. Tennessee	2000
	4	Josh Booty vs. Alabama	2000
	4	Herb Tyler vs. Akron	1997
	4	Jamie Howard vs. Rice	1995
	4	Tommy Hodson vs. Ohio	1989
	4	Tommy Hodson vs. Tennessee	1989
	4	Steve Ensminger vs. Rice	1977



**Jamarcus Russell**

**SEASON**

1.	28	JaMarcus Russell	2006
	28	Matt Mauck	2003
3.	22	Zach Mettenberger	2013
	22	Tommy Hodson	1989
5.	21	Matt Flynn	2007
6.	19	Tommy Hodson	1986
7.	18	Rohan Davey	2001
	18	Herb Tyler	1998
9.	17	Josh Booty	2000
	17	Jordan Jefferson	2009
	17	Alan Risher	1982

**CAREER**

1.	69	Tommy Hodson	1986-89
2.	52	JaMarcus Russell	2004-06
3.	40	Herb Tyler	1995-98
4.	37	Matt Mauck	2001-03
5.	35	Zach Mettenberger	2011-13
6.	34	Jamie Howard	1992-95
	34	Jordan Jefferson	2008-11
8.	32	Jarrett Lee	2008-11
9.	31	Matt Flynn	2004-07
	31	Alan Risher	1980-82

**CONSECUTIVE ATTEMPTS WITHOUT INTERCEPTION**

**GAME**

1.	49	Tommy Hodson vs. Tennessee	1989
2.	44	Jesse Daigle vs. Mississippi State	1991
3.	43	Rohan Davey vs. Tennessee	2001
4.	40	Tommy Hodson vs. Ohio State	1988
5.	39	Marcus Randall vs. Texas	2003
	39	Tommy Hodson vs. Ole Miss	1986

**CAREER**

1.	137	Alan Risher	1982
2.	131	Jarrett Lee	2010-11
3.	130	Zach Mettenberger	2012
4.	125	Rohan Davey	2000-01
5.	124	Marcus Randall	2002-03
6.	105	Tommy Hodson	1987-88



**Herb Tyler**

**LONGEST PASSES**

1.	*94	Anthony Jennings to Travin Dural vs. Sam Houston State	2014
2.	*87	Danny Etling to Drake Davis vs. Syracuse	2017
3.	82	Steve Ensminger to Carlos Carson vs. Georgia	1978
4.	81	Jamie Howard to Brett Bech vs. Ole Miss	1994
5.	*80	Danny Etling to DJ Chark vs. Southern Miss	<b>2016</b>
	*80	Anthony Jennings to Travin Dural vs. Wisconsin	2014
	*80	Josh Booty to Reggie Robinson vs. Western Carolina	2000
	*80	Tommy Hodson to Sammy Martin vs. Rice	1987
	*80	Jeff Wickersham to Eric Martin vs. Alabama	1983
	*80	Norm Stevens to Al Doggett vs. Kentucky	1952
	*80	Y.A. Tittle to Dan Sandifer vs. Georgia Tech	1946
12.	*79	Chad Loup to Todd Kinchen vs. Texas A&M	1990
13.	*76	Jamie Howard to Brett Bech vs. Auburn	1994
	*76	Alan Risher to Orlando McDaniel vs. Florida State	1981

\*-Denotes Touchdown




**Jeff Wickersham**

**PASS YARDS GAINED PER PLAY**

**GAME**

(Min. 20 plays)			
1.	15.4	Jamie Howard vs. Rice (356 yards • 23 plays)	1995
2.	14.6	JaMarcus Russell vs. Mississippi State (321 yards • 22 plays)	2006
3.	13.7	Zach Mettenberger vs. Furman (328 yards • 24 plays)	2013
4.	11.6	Danny Etling vs. Texas A&M (347 yards • 30 plays)	2017
	11.6	Danny Etling vs. Texas A&M (324 yards • 28 plays)	2016
6.	11.4	Rohan Davey vs. Alabama (540 yards • 47 plays)	2001
7.	11.3	Brandon Harris vs. Texas Tech 2015* (261 yards • 23 plays)	



Warren Rabb



Jamie Howard



Zach Mettenberger

**YARDS PER GAME**

SEASON	NAME	YARDS	GAMES
1.	279.2	Rohan Davey	(3,351 • 12 games)
2.	256.8	Zach Mettenberger	(3,082 • 12 games)
3.	240.7	JaMarcus Russell	(3,129 • 13 games)
4.	236.7	Tommy Hodson	(2,604 • 11 games)
5.	221.5	Jeff Wickersham	(2,436 • 11 games)
6.	220.0	Herb Tyler	(2,200 • 10 games)
7.	212.2	Josh Booty	(2,121 • 10 games)
8.	208.7	Matt Mauck	(2,922 • 14 games)
9.	203.6	JaMarcus Russell	(2,443 • 12 games)
10.	201.8	Tommy Hodson	(2,219 • 11 games)

**CAREER**

1.	203.1	Tommy Hodson	(8,938 • 44 games)	1986-89
2.	197.5	Josh Booty	(3,951 • 20 games)	1999-2000
3.	191.1	Danny Etling	(4,586 • 24 games)	2016-17
4.	184.8	Herb Tyler	(6,654 • 36 games)	1995-98
5.	184.0	JaMarcus Russell	(6,625 • 36 games)	2004-06
6.	182.3	Zach Mettenberger	(5,470 • 30 games)	2011-13
7.	181.6	Matt Mauck	(4,176 • 23 games)	2001-03
8.	179.7	Rohan Davey	(4,492 • 25 games)	1998-2001
9.	176.4	Jeff Wickersham	(6,705 • 38 games)	1982-85
10.	155.4	Alan Risher	(5,127 • 33 games)	1980-82

**WINS BY A STARTING QUARTERBACK**

1.	31	Tommy Hodson	(31-14-1)	1986-89
2.	27	Herb Tyler	(27-11)	1995-98
3.	25	JaMarcus Russell	(25-4)	2004-06
	25	Warren Rabb	(25-7)	1957-59
5.	24	Jordan Jefferson	(24-8)	2008-11
6.	23	Y.A. Tittle	(23-11-3)	1944-47

**300-YARD PASSING GAMES**

SEASON	NAME	YARDS	GAMES
1.	6	Rohan Davey	2001
2.	3	Zach Mettenberger	2013
3.	2	Matt Flynn	2007
	2	JaMarcus Russell	2006
	2	Matt Mauck	2003
	2	Jamie Howard	1995
	2	Tommy Hodson	1989
	2	Jeff Wickersham	1983

**CAREER**

1.	7	Rohan Davey	1998-2001
2.	3	Zach Mettenberger	2011-13
	3	Jamie Howard	1992-95
4.	2	Danny Etling	2016-17
	2	Matt Flynn	2004-07
	2	JaMarcus Russell	2004-06
	2	Matt Mauck	2001-03
	2	Tommy Hodson	1986-89
	2	Jeff Wickersham	1982-85

**500-YARD PASSING GAMES**

NAME	OPPONENT	YARDS
Rohan Davey	Alabama, 2001	528

**400-YARD PASSING GAMES**

NAME	OPPONENT	YARDS
Rohan Davey	Illinois, 2001*	444
Tommy Hodson	Tennessee, 1989	438

**300-YARD PASSING GAMES (26)**

NAME	OPPONENT	YARDS
Jesse Daigle	Mississippi State, 1991	394
Rohan Davey	Kentucky, 2001	383
Tommy Hodson	Ole Miss, 1989	381
Zach Mettenberger	Georgia, 2013	372
Jeff Wickersham	Mississippi State, 1983	368
Rohan Davey	Arkansas, 2001	359
Rohan Davey	Tennessee, 2001	356
Jamie Howard	Rice, 1995	356
Matt Flynn	Alabama, 2007	353
Danny Etling	Texas A&M, 2017	347
Jeff Wickersham	Alabama, 1983	344
Brandon Harris	Ole Miss, 2015	342
Zach Mettenberger	Mississippi State, 2013	340
Jamie Howard	Florida, 1995	339
Chad Loup	Arkansas, 1993	336
JaMarcus Russell	Notre Dame, 2006*	332
JaMarcus Russell	Mississippi State, 2006	330
Zach Mettenberger	Furman, 2013	328
Marcus Randall	Troy, 2004	328
Danny Etling	Texas A&M, 2016	324
Matt Flynn	Auburn, 2007	319
Rohan Davey	Middle Tennessee, 2001	318
Rohan Davey	Tennessee, 2000	318
Jamie Howard	Southern Miss, 1994	314
Matt Mauck	Louisiana Tech, 2003	311
Alan Risher	Mississippi State, 1982	308
Matt Mauck	Western Illinois, 2003	305

**CONSECUTIVE 300-YARD PASSING GAMES**

1.	3	Rohan Davey	528 at Alabama, 318 vs, Middle Tennessee, 359 vs. #24 Arkansas	2001
2.	2	Zach Mettenberger	372 at #9 Georgia, 340 at Mississippi State	2013
	2	Matt Flynn	319 vs. #18 Auburn, 353 at #17 Alabama	2007
	2	Tommy Hodson	438 vs. #11 Tennessee, 381 at Ole Miss	1989
	2	Jeff Wickersham	344 vs. #19 Alabama, 368 vs. Mississippi State	1983

**200-YARD PASSING GAMES (151)**

NAME	OPPONENT	YARDS
Tommy Hodson	Ohio State, 1988	299
Zach Mettenberger	Alabama, 2012	298
Ryan Perrilloux	Middle Tennessee, 2007	298
Jeff Wickersham	Notre Dame, 1985	294
Josh Booty	Western Carolina, 2000	291
Josh Booty	Ole Miss, 2000	290
Jarrett Lee	Georgia, 2008	287
Alan Risher	Florida State, 1982	287
Brandon Harris	Western Kentucky, 2015	286
JaMarcus Russell	Vanderbilt, 2005	285
Josh Booty	Auburn, 1999	285
Tommy Hodson	Kentucky, 1989	283
Zach Mettenberger	UAB, 2013	282
Zach Mettenberger	Ole Miss, 2012	282
Josh Booty	Georgia, 1999	280
Jamie Howard	Auburn, 1994	280
Danny Etling	Southern Miss, 2016	276
Josh Booty	Alabama, 2000	275
Zach Mettenberger	Ole Miss, 2013	274
Jeff Wickersham	Florida State, 1983	274
Zach Mettenberger	Mississippi State, 2012	273
Brandon Harris	Arkansas, 2015	271
Jamie Howard	South Carolina, 1995	271
Jeff Wickersham	Florida, 1984	271
Jeff Wickersham	Florida, 1983	271
JaMarcus Russell	Auburn, 2006	269
Chad Loup	Florida, 1990	269
Herb Tyler	Kentucky, 1998	268
Tommy Hodson	Ohio State, 1987	267
Tommy Hodson	Tulane, 1989	265
Zach Mettenberger	Kent State, 2013	264
Marcus Randall	Kentucky, 2002	264
Jeff Wickersham	Vanderbilt, 1985	262
Jarrett Lee	Mississippi State, 2008	261
Jeff Wickersham	Washington, 1983	259
Matt Flynn	Tulane, 2007	258
Chad Loup	Kentucky, 1991	257
Josh Booty	Ole Miss, 1999	256
Rohan Davey	Mississippi State, 2001	255
Herb Tyler	Ole Miss, 1996	255
Tommy Hodson	Kentucky, 1986	255
Jordan Jefferson	Ole Miss, 2010	254
Jeff Wickersham	Ole Miss, 1984	254
JaMarcus Russell	Louisiana-Lafayette	253
Rohan Davey	Tulane, 2001	253
Zach Mettenberger	TCU, 2013	251
Matt Mauck	Alabama, 2003	251
Tommy Hodson	Ole Miss, 1986	251
Tommy Hodson	North Carolina, 1986	251
Jordan Jefferson	Ole Miss, 2009	250
Tommy Hodson	Ole Miss, 1988	249
Jamie Howard	Mississippi State, 1993	248
Tommy Hodson	Notre Dame, 1986	248
Jeff Wickersham	Mississippi State, 1985	248
JaMarcus Russell	Tennessee, 2006	247
Jamie Howard	Ole Miss, 1994	247
Josh Booty	Mississippi State, 2000	246





**Matt Flynn**



**Matt Mauck**



**Alan Risher**

Tommy Hodson	Tennessee, 1988	246
Rohan Davey	Auburn, 2001	245
JaMarcus Russell	North Texas, 2005	244
Tommy Hodson	Tulane, 1986	244
Alan Risher	Florida, 1981	244
Ryan Perrilloux	Tennessee, 2007	243
Jordan Jefferson	Auburn, 2009	242
Bert Jones	Alabama, 1972	242
Zach Mettenberger	Alabama, 2013	241
Jeff Wickersham	Vanderbilt, 1984	240
Zach Mettenberger	Towson, 2012	238
Tommy Hodson	Miami (Fla.), 1988	238
Matt Flynn	Louisiana Tech, 2007	237
Jamie Howard	Mississippi State, 1994	237
Jeff Wickersham	Tulane, 1984	237
Y.A. Tittle	Tulane, 1944	237
JaMarcus Russell	Florida, 2005	236
Jamie Howard	Utah State, 1993	236
Rohan Davey	Arkansas, 1999	234
Herb Tyler	Florida, 1998	234
Chad Loup	Florida State, 1991	233
JaMarcus Russell	Arizona State, 2005	232
Matt Mauck	Florida, 2003	231
Tommy Hodson	Mississippi State, 1986	231
Tommy Hodson	Cal State Fullerton, 1987	230
Danny Etling	Notre Dame, 2017*	229
Zach Mettenberger	Auburn, 2013	229
JaMarcus Russell	Alabama, 2005	229
Rohan Davey	Utah State, 2001	229
Brandon Harris	South Carolina, 2015	228
JaMarcus Russell	Florida, 2006	228
Tommy Hodson	Rice, 1987	228
Danny Etling	Chattanooga, 2017	227
JaMarcus Russell	Kentucky, 2006	226
Jamie Howard	Texas A&M, 1994	226
Josh Booty	Kentucky, 2000	225
Matt Mauck	Auburn, 2003	224
Tommy Hodson	South Carolina, 1987	224
Tommy Hodson	Ole Miss, 1987	224
Jamie Howard	Arkansas, 1994	223
Tommy Hodson	Florida, 1987	223
Zach Mettenberger	Idaho, 2012	222
Tommy Hodson	Florida State, 1989	222
Tommy Hodson	Alabama, 1988	222
Tommy Hodson	Kentucky, 1987	222
Jim Barton	Southern Miss, 1951	222
Tommy Hodson	Tulane, 1987	221
Jamie Howard	Auburn, 1995	220
Tommy Hodson	Tulane, 1988	220
Bert Jones	Tulane, 1971	219
Jamie Howard	Kentucky, 1992	218
Danny Etling	Arkansas, 2017	217
Danny Etling	Louisville, 2016*	217
Matt Flynn	Virginia Tech, 2007	217
JaMarcus Russell	Ole Miss, 2006	217
Danny Etling	Missouri, 2016	216
Jarrett Lee	Troy, 2008	216
Danny Etling	Mississippi State, 2016	215
Matt Mauck	Miami (Ohio), 2002	215
Herb Tyler	Florida, 1996	215

Jamie Howard	Florida, 1995	215
Josh Booty	Auburn, 2000	214
Herb Tyler	Alabama, 1998	214
Jeff Wickersham	Alabama, 1985	214
Jarrett Lee	Mississippi State, 2011	213
Josh Booty	Houston, 1999	213
Herb Tyler	Kentucky, 1997	213
Zach Mettenberger	Arkansas, 2012	217
Jordan Jefferson	Georgia, 2009	212
Herb Tyler	Texas-El Paso, 1997	211
JaMarcus Russell	Fresno State, 2006	210
JaMarcus Russell	Arkansas, 2006	210
Jarrett Lee	Florida, 2008	209
Matt Flynn	Arkansas, 2007	209
Tommy Hodson	Georgia, 1987	209
Norm Stevens	Kentucky, 1952	209
Jordan Jefferson	Arkansas, 2011	208
JaMarcus Russell	Appalachian State, 2005	208
Herb Tyler	North Texas, 1995	208
Tommy Hodson	Mississippi State, 1989	208
JaMarcus Russell	Alabama, 2006	207
Herb Tyler	Idaho, 1998	207
Danny Etling	Auburn, 2017	206
Jeff Wickersham	North Carolina, 1985	206
JaMarcus Russell	Mississippi State, 2005	205
Herb Tyler	Georgia, 1998	205
Danny Etling	Florida, 2016	204
Danny Etling	Ole Miss, 2016	204
Sol Graves	Mississippi State, 1990	204
Marcus Randall	Arkansas, 2002	203
Pat Screen	Alabama, 1965	203
Brandon Harris	Florida, 2015	202
Jordan Jefferson	Penn State, 2009*	202
Danny Etling	Ole Miss, 2017	200



Josh Reed



Jarvis Landry



Odell Beckham Jr.

CATCHES

GAME			
1. *19	Josh Reed at Alabama (293 yards)		2001
2. 14	Josh reed vs. Illinois (239 yards)		2001
14	Wendell Davis vs. Ole Miss (208 yards)		1986
4. 13	Jerel Myers vs. Auburn (153 yards)		1999
5. 12	Brandon LaFell vs. Troy (126 yards)		2008
12	Michael Clayton at Alabama (130 yards)		2003
7. 11	Michael Clayton vs. West. Illinois (162 yards)		2003
11	Wendell Davis at Georgia (123 yards)		1987
11	Charles Alexander at Kentucky (94 yards)		1978
11	Tommy Morel vs. Mississippi S. (152 yards)		1967
11. 10	Jarvis Landry at Georgia (156 yards)		2013
10	Josh Reed at Mississippi State (146 yards)		2001
10	Josh Reed vs. Auburn (186)		2001
10	Josh Reed vs. Mississippi State (113 yards)		2000
10	Reggie Robinson vs. Mississippi St. (103 yards)		2000
10	Larry Foster at Auburn (111 yards)		1998
10	Abram Booty vs. Arkansas (116 yards)		1997
10	Alvin Lee at Tennessee (128 yards)		1988
10	Andy Hamilton vs. Baylor (165 yard)		1970
10	Tommy Morel at Tulane (103 yards)		1968

\* - SEC Record

SEASON

1. 94	Josh Reed (1,740 yards)	2001
2. 80	Wendell Davis (1,244 yards)	1986
3. 78	Michael Clayton (1,079 yards)	2003
4. 77	Jarvis Landry (1,193 yards)	2013
5. 72	Wendell Davis (993 yards)	1987
6. 65	Josh Reed (1,127 yards)	2000
65	Dwayne Bowe (990 yards)	2006
8. 64	Jerel Myers (854 yards)	1999
9. 63	Brandon LaFell (929 yards)	2008
10. 60	Sheddrick Wilson (845 yards)	1995

CAREER

1. 183	Wendell Davis (2,708 yards)	1984-87
2. 182	Michael Clayton (2,582 yards)	2001-03
3. 175	Brandon LaFell (2,517 yards)	2006-09
4. 167	Josh Reed (3,001 yards)	1999-2001
5. 160	Early Doucet (2,046 yards)	2004-07
6. 154	Dwayne Bowe (2,403 yards)	2003-06
7. 152	Eric Martin (2,625 yards)	1981-84
8. 149	Jerel Myers (1,843 yards)	1999-2000
9. 143	Odell Beckham, Jr. (2,340 yards)	2011-13
10. 141	Craig Davis (2,107 yards)	2003-06

YARDS GAINED

GAME			
1. 293	Josh Reed at Alabama (19 catches)		2001
2. 248	Todd Kinchen vs. Mississippi St. (9 catches)		1991
3. 239	Josh Reed vs. Illinois (14 catches)		2001
4. 209	Eric Martin vs. Alabama (8 catches)		1983
5. 208	Wendell Davis vs. Ole Miss (14 catches)		1986
6. 204	Odell Beckham, Jr. vs. Furman (6 catches)		2013
7. 201	Devery Henderson at Kentucky (5 catches)		2001
201	Sheddrick Wilson vs. Rice (9 catches)		1995
201	Carlos Carson vs. Rice (5 catches)		1977
10. 195	Eddie Kennison vs. Utah State (6 catches)		1993

SEASON

1. *1,740	Josh Reed (94 catches)	2001
2. 1,244	Wendell Davis (80 catches)	1986
3. 1,193	Jarvis Landry (77 catches)	2013
4. 1,152	Odell Beckham, Jr. (59 catches)	2013
5. 1,127	Josh Reed (65 catches)	2000
6. 1,079	Michael Clayton (78 catches)	2003
7. 1,064	Eric Martin (52 catches)	1983
8. 993	Wendell Davis (72 catches)	1987
9. 990	Dwayne Bowe (65 catches)	2006
10. 957	Tony Moss (55 catches)	1988

\* - SEC Record

CAREER

1. 3,001	Josh Reed (167 catches)	1999-2001
2. 2,708	Wendell Davis (183 catches)	1984-87
3. 2,625	Eric Martin (152 catches)	1981-84
4. 2,582	Michael Clayton (182 catches)	2001-03
5. 2,517	Brandon LaFell (175 catches)	2006-09
6. 2,403	Dwayne Bowe (154 catches)	2003-06
7. 2,340	Odell Beckham, Jr. (143 catches)	2011-13
8. 2,196	Tony Moss (132 catches)	1986-89
9. 2,107	Craig Davis (141 catches)	2003-06
10. 2,046	Early Doucet (160 catches)	2004-07

YARDS PER GAME

SEASON			
1. *145.0	Josh Reed (1,740 • 12 games)		2001
2. 113.1	Wendell Davis (1,244 • 11 games)		1986
3. 102.5	Josh Reed (1,127 • 11 games)		2000
4. 97.0	Eric Martin (1,064 • 11 games)		1983

\* - SEC Record

YARDS PER CATCH

GAME			
1. 40.2	Devery Henderson vs. Kentucky (5/201)		2002
40.2	Carlos Carson vs. Rice (5/201)		1977
3. 34.0	Odell Beckham, Jr. vs. Furman (6/204)		2013
4. 32.5	Eddie Kennison vs. Utah State (6/195)		1993
5. 31.0	Orlando McDaniel vs. Florida State (5/155)		1981

SEASON

1. 22.3	Andy Hamilton (39/870)	1970
2. 21.8	DJ Chark (40/874)	2017
21.0	Carlos Carson (27/568)	1978
4. 20.5	Travin Dural (37/758)	2014
20.5	Eric Martin (52/1,064)	1983

(Min. 50 catches)

1. 20.5	Eric Martin (52/1,064)	1983
2. 19.5	Odell Beckham, Jr. (59/1,152)	2013
3. 18.5	Josh Reed (94/1,740)	2001
4. 17.3	Rueben Randle (53/917)	2011
17.3	Josh Reed (65/1,127)	2000
6. 16.2	Devery Henderson (53/861)	2003
7. 16.1	Todd Kinchen (53/855)	1991
8. 15.8	Tony Moss (59/934)	1989
9. 15.6	Wendell Davis (80/1,244)	1986
10. 15.5	Jarvis Landry (77/1,193)	2013

(Min. 75 catches)

1. 18.5	Josh Reed (94/1,740)	2001
2. 15.6	Wendell Davis (80/1,244)	1986
3. 15.5	Jarvis Landry (77/1,193)	2013
4. 13.8	Michael Clayton (78/1,079)	2003
13.8	Wendell Davis (72/993)	1987

TOUCHDOWN CATCHES

GAME			
1. 5	Carlos Carson vs. Rice		1977
2. 4	Tony Moss vs. Ohio		1989
3. 3	Travin Dural vs. Sam Houston State		2014
3	Odell Beckham, Jr. vs. UAB		2013
3	Terrence Toliver vs. Texas A&M		2010
3	Dwayne Bowe vs. Kentucky		2006
3	Devery Henderson at Kentucky		2002
3	Josh Reed vs. Tennessee		2000
3	Sheddrick Wilson vs. Rice		1995
3	Wendell Davis at Ole Miss		1987
3	Wendell Davis vs. South Carolina		1987
3	Wendell Davis vs. Tulane		1986
3	Gerald Keigley vs. Auburn		1972
3	Andy Hamilton vs. Notre Dame		1971
3	Tommy Morel vs. Mississippi State		1967
3	Ken Kavanaugh at Holy Cross		1939

SEASON

1. 12	Dwayne Bowe	2006
2. 11	Brandon LaFell	2009
11	Devery Henderson	2003
11	Wendell Davis	1986
5. 10	Jarvis Landry	2013
10	Michael Clayton	2003
10	Josh Reed	2000
10	Carlos Carson	1977
9. 9	Dwayne Bowe	2005
9	Eddie Fuller	1989
9	Tony Moss	1989

CAREER

1. 26	Dwayne Bowe	2003-06
2. 25	Brandon LaFell	2006-09
3. 21	Michael Clayton	2001-03
4. 20	Early Doucet	2004-07
5. 19	Devery Henderson	2000-03
19	Wendell Davis	1984-87
7. 18	Andy Hamilton	1969-71
8. 17	Josh Reed	1999-2001
17	Ken Kavanaugh, Sr.	1937-39
10. 16	Tony Moss	1986-89

CONSECUTIVE GAMES WITH A CATCH

1. 41	Brandon LaFell	2006-09
2. 40	Michael Clayton	2001-03
3. 35	Craig Davis	2004-06
35	Eric Martin	1982-84
5. 33	Larry Foster	1996-98
6. 32	Eddie Kennison	1993-95
7. 29	Reggie Robinson	1998-2000
8. 28	Dwayne Bowe	2004-06
28	Josh Reed	1999-2001
10. 27	Odell Beckham Jr.	2011-13
27	Wendell Davis	1985-87

CONSECUTIVE GAMES WITH RECEIVING TD

1. 7	Jarvis Landry	2012-13
7	Dwayne Bowe	2005
3. 6	Michael Clayton	2003



**Jerel Myers**

**RECEPTIONS BY A RUNNING BACK**

SEASON	Player	Receptions
1. 50	Garry James	1985
2. 38	Eddie Fuller	1989
3. 35	Jacob Hester	2006
4. 34	Dalton Hilliard	1985
5. 32	Eddie Fuller	1988

**CAREER**

1. 122	Garry James	1982-85
2. 100	Dalton Hilliard	1982-85
3. 76	Sammy Martin	1984-87
4. 75	Eddie Fuller	1986-89
5. 66	Joseph Addai	2001-05
6. 64	Harvey Williams	1986-90
7. 62	Jacob Hester	2004-07

**RECEPTIONS BY A TIGHT END**

SEASON	Player	Receptions
1. 34	Mitch Andrews	1985
34	Malcolm Scott	1981
3. 32	Richard Dickson	2007
4. 31	Richard Dickson	2008
5. 30	David LaFleur	1996
6. 28	Malcolm Scott	1982
7. 27	Brian Kinchen	1986
8. 26	Mitch Andrews	1983
9. 25	Ken Kavanaugh, Jr.	1970
10. 24	Mitch Andrews	1984
24	Malcolm Scott	1985

**CAREER**

1. 90	Richard Dickson	2006-09
2. 87	Mitch Andrews	1982-85
3. 75	Malcolm Scott	1979-82
4. 71	David LaFleur	1993-96
5. 59	Robert Royal	1998-01
6. 56	Brad Boyd	1971-74
7. 52	Chris Hill	1992-95
8. 48	Brian Kinchen	1984-87
9. 45	Ken Kavanaugh, Jr.	1968-71
10. 43	Harold Bishop	1990-93

**YARDS RECEIVING BY A TIGHT END**

SEASON	Player	Yards
1. 439	David LaFleur	1996
2. 433	Malcolm Scott	1981
3. 375	Richard Dickson	2007
4. 340	Robert Royal	2000
5. 337	Mitch Andrews	1983

**CAREER**

1. 952	Richard Dickson	2006-09
2. 881	David LaFleur	1993-96
3. 877	Malcolm Scott	1982-85
4. 865	Mitch Andrews	1982-85
5. 832	Brad Boyd	1972-74



**Dwayne Bowe**

**TD RECEPTIONS BY A TIGHT END**

SEASON	Player	TDs
1. 5	Richard Dickson	2008
5	Richard Dickson	2007
5	Robert Royal	2000
5	Brad Boyd	1972
5. 4	Brian Kinchen	1986
4	Ken Kavanaugh, Jr.	1971
4	Billy Hendrix	1958

**CAREER**

1. 10	Richard Dickson	2006-09
10	Brad Boyd	1972-74
3. 7	Robert Royal	1998-01
4. 6	Eric Edwards	2000-03
6	Brian Kinchen	1984-87

**QUARTERBACK-RECEIVER TD COMBINATIONS**

1. 23	JaMarcus Russell-Dwayne Bowe
2. 21	Tommy Hodson-Wendell Davis
3. 15	Zach Mettenberger-Jarvis Landry
4. 14	Tommy Hodson-Tony Moss
14	Matt Mauck-Devery Henderson
6. 13	Tommy Hodson-Eddie Fuller
13	Rohan Davey-Josh Reed
8. 12	JaMarcus Russell-Early Doucet
9. 11	Jordan Jefferson-Brandon LaFell
10. 10	Zach Mettenberger-Odell Beckham, Jr.

**100-YARD GAMES**

SEASON	Player	Year
1. 11	Josh Reed	2001
2. 6	Josh Reed	2000
6	Wendell Davis	1987
6	Wendell Davis	1986
5. 5	Odell Beckham, Jr.	2013
5	Jarvis Landry	2013
5	Tony Moss	1988
5	Eric Martin	1983
5	Andy Hamilton	1971
10. 4	DJ Chark	2017
4	Rueben Randle	2011
4	Michael Clayton	2003
4	Todd Kinchen	1990
4	Tony Moss	1989
4	Eric Martin	1982
4	Andy Hamilton	1970
4	Tommy Morel	1968

**CAREER**

1. 18	Josh Reed	1999-2001
2. 13	Wendell Davis	1984-87
3. 11	Eric Martin	1981-84
4. 9	Tony Moss	1986-89
9	Andy Hamilton	1969-71
6. 8	Todd Kinchen	1989-91
7. 7	Odell Beckham, Jr.	2011-13
7	Michael Clayton	2001-03
9. 6	Jarvis Landry	2011-13
10. 5	Travin Dural	2013-16
5	Malachi Dupre	2014-16
5	Rueben Randle	2009-11
5	Terrence Toliver	2007-10
5	Abram Booty	1997-99
5	Tommy Morel	1966-68



**Michael Clayton**

**200-YARD RECEIVING GAMES (9)**

NAME	OPPONENT	YARDS (REC.)
Josh Reed	Alabama, 2001	293 (19)
Todd Kinchen	Mississippi State, 1991	248 (9)
Josh Reed	Illinois, 2001*	239 (14)
Eric Martin	Alabama, 1983	209 (8)
Wendell Davis	Ole Miss, 1986	208 (14)
Odell Beckham Jr.	Furman, 2013	204 (6)
Devery Henderson	Kentucky, 2002	201 (5)
Shedrick Wilson	Rice, 1995	201 (9)
Carlos Carson	Rice, 1977	201 (5)

**100-YARD RECEIVING GAMES (170)**

NAME	OPPONENT	YARDS (REC.)
Eddie Kennison	Utah State, 1993	195 (6)
Josh Reed	Auburn, 2001	186 (10)
Wendell Davis	North Carolina, 1986	184 (9)
Josh Reed	Arkansas, 2001	183 (7)
Odell Beckham Jr.	Mississippi State, 2013	179 (9)
Josh Reed	Ole Miss, 2000	173 (8)
Orlando McDaniel	Mississippi State, 1979	172 (3)
Josh Reed	Auburn, 2000	167 (8)
Andy Hamilton	Iowa State, 1971*	165 (6)
Andy Hamilton	Baylor, 1970	165 (10)
Michael Clayton	Western Illinois, 2003	162 (11)
Andy Hamilton	Tulane, 1971	161 (6)
Josh Reed	Kentucky, 2001	160 (8)
Jarvis Landry	Georgia, 2013	156 (10)
Orlando McDaniel	Florida State, 1981	155 (5)
Reggie Robinson	Arkansas, 1999	154 (5)
Jerel Myers	Auburn, 1999	153 (13)
Abram Booty	Notre Dame, 1998	153 (8)
Andy Hamilton	Notre Dame, 1971	153 (7)
Michael Clayton	Louisiana-Monroe, 2003	152 (6)
Tommy Morel	Mississippi State, 1967	152 (11)
Travin Dural	Wisconsin, 2014	151 (3)
Wendell Davis	Cal State Fullerton, 1987	151 (8)
DJ Chark	Auburn, 2017	150 (5)
Brett Bech	Ole Miss, 1994	149 (6)
Andy Hamilton	Ole Miss, 1971	148 (9)
Josh Reed	Mississippi State, 2001	146 (10)
Josh Reed	Tennessee, 2000	146 (7)
Andy Hamilton	Nebraska, 1970*	146 (9)
Todd Kinchen	Miami (Ohio), 1990	145 (5)
Demetrius Byrd	Alabama, 2007	144 (6)
Eric Martin	Kentucky, 1983	143 (7)
Warren Virgets	Vanderbilt, 1950	143 (4)
Travin Dural	Sam Houston State, 2014	140 (3)
Malachi Dupre	Louisville, 2016*	139 (7)
Josh Reed	Western Carolina, 2000	137 (5)
Larry Foster	Kentucky, 1998	137 (5)
Eric Martin	Washington, 1983	137 (7)
Odell Beckham Jr.	UAB, 2013	136 (3)
Josh Reed	Tulane, 2001	135 (6)
Carlos Carson	Georgia, 1978	135 (5)
Rueben Randle	Arkansas, 2011	134 (9)
Brett Bech	Arkansas, 1993	134 (9)
Todd Kinchen	Texas A&M, 1990	133 (5)
Tony Moss	Alabama, 1988	133 (6)
Wendell Davis	Ole Miss, 1987	133 (6)
Travin Dural	Western Kentucky, 2015	132 (3)
Wendell Davis	South Carolina, 1987*	132 (9)
Wendell Davis	Texas A&M, 1986	132 (9)
DJ Chark	Arkansas, 2017	130 (4)
Michael Clayton	Alabama, 2003	130 (12)
Josh Reed	Alabama, 2000	129 (8)



**Wendell Davis**

Eddie Kennison	South Carolina, 1995	129 (9)
Andy Hamilton	Wisconsin, 1971	129 (5)
Dan Sandifer	Tulane, 1944	129 (4)
Odell Beckham Jr.	Towson, 2012	128 (5)
Alvin Lee	Tennessee, 1988	128 (10)
Tony Moss	Ole Miss, 1988	128 (6)
Rueben Randle	Florida, 2011	127 (4)
Brandon LaFell	Troy, 2008	126 (12)
Michael Clayton	Alabama, 2001	126 (7)
Eric Martin	Mississippi State, 1983	126 (9)
Rueben Randle	Alabama, 2010	125 (3)
Brandon LaFell	Virginia Tech, 2007	125 (7)
Josh Reed	Tennessee, 2001	125 (7)
Scott Ray	Florida, 1992	125 (8)
Carlos Carson	Alabama, 1978	125 (5)
Travin Dural	Mississippi State, 2014	124 (6)
Josh Reed	Utah State, 2001	124 (5)
Jerel Myers	Ole Miss, 1999	124 (9)
Eddie Kennison	Michigan State, 1995*	124 (5)
Josh Reed	Florida, 2001	123 (6)
Larry Foster	Texas-El Paso, 1997	123 (7)
Tony Moss	Ohio, 1989	123 (7)
Wendell Davis	Georgia, 1987	123 (11)
Eric Martin	Mississippi State, 1984	123 (6)
Dwayne Bowe	Iowa, 2004*	122 (8)
Jarvis Landry	Ole Miss, 2013	121 (7)
Rueben Randle	Northwestern State, 2011	121 (5)
Wendell Davis	Notre Dame, 1986	121 (7)
Eric Martin	Florida State, 1982	121 (3)
Malachi Dupre	Mississippi State, 2014	120 (4)
Michael Clayton	Illinois, 2001*	120 (8)
Josh Reed	Middle Tennessee, 2001	120 (9)
Terrence Toliver	Louisiana Tech, 2007	119 (3)
Wendell Davis	Alabama, 1985	119 (3)
Odell Beckham Jr.	Georgia, 2013	118 (6)
Odell Beckham Jr.	TCU, 2013	118 (5)
Todd Kinchen	Florida State, 1991	118 (7)
Jarvis Landry	Auburn, 2013	118 (7)
Terrence Toliver	Washington, 2009	117 (4)
Jerel Myers	Western Carolina, 2000	117 (6)
Sheddrick Wilson	Auburn, 1995	117 (8)
Tony Moss	Florida State, 1989	117 (6)
Tony Moss	Ohio State, 1988	117 (6)
Abram Booty	Arkansas State, 1998	116 (7)
Abram Booty	Arkansas, 1997	116 (10)
Malachi Dupre	Florida, 2015	115 (4)
Early Doucet	Notre Dame, 2006*	115 (8)
Tony Moss	Miami, 1988	115 (7)
Devery Henderson	Mississippi State, 2003	114 (7)
Jerel Myers	Houston, 1999	114 (8)
Jarvis Landry	Arkansas, 2013	113 (8)
Josh Reed	Mississippi State, 2000	113 (10)
Eddie Kennison	Rice, 1995	113 (4)
Odell Beckham Jr.	Arkansas, 2012	112 (4)
Terrence Toliver	Texas A&M, 2010*	112 (5)
Eric Martin	Mississippi State, 1982	112 (5)
Malcolm Scott	Florida State, 1981	112 (8)
Tony Moss	Tulane, 1988	112 (5)
Terrence Toliver	Florida, 2010	111 (6)
Dwayne Bowe	Kentucky, 2006	111 (6)
Larry Foster	Auburn, 1998	111 (10)
Eric Martin	Florida, 1984	111 (9)
Tommy Morel	Mississippi State, 1968	111 (6)
Brett Bech	Arkansas, 1994	110 (5)
Lonny Myles	Kentucky, 1969	110 (7)
Tommy Morel	Ole Miss, 1968	110 (6)
Malachi Dupre	Arkansas, 2015	109 (8)
Travin Dural	South Carolina, 2015	109 (4)

**Brandon LaFell**

Jarvis Landry	TCU, 2013	109 (8)
Jarvis Landry	Mississippi State, 2012	109 (9)
Michael Clayton	Arizona, 2003	109 (6)
Devery Henderson	Florida, 2003	109 (5)
Eric Martin	Kentucky, 1982	109 (6)
Abner Wimberly	Ole Miss, 1948	109 (2)
Abram Booty	Idaho, 1998	108 (7)
Sheddrick Wilson	Florida, 1995	108 (7)
Todd Kinchen	Ole Miss, 1989	108 (5)
Alvin Lee	Ohio State, 1988	108 (6)
Wendell Davis	Georgia, 1986	108 (8)
Eric Martin	Tennessee, 1982	108 (6)
Lee Hedges	Pacific, 1950	108 (3)
Terrence Toliver	Ole Miss, 2009	107 (5)
Rueben Randle	Auburn, 2011	106 (5)
Dwayne Bowe	Fresno State, 2006	106 (4)
Eric Martin	Florida, 1983	106 (5)
Darrel Williams	Ole Miss, 2017	105 (4)
DJ Chark	Troy, 2017	105 (4)
Michael Clayton	Kentucky, 2001	105 (9)
Tony Moss	Mississippi State, 1989	105 (3)
Carlos Carson	Rice, 1979	105 (6)
Brett Bech	Auburn, 1994	104 (3)
Chris Hill	Southern Miss, 1994	104 (5)
Herman Fontenot	Vanderbilt, 1984	104 (6)
DJ Chark	Chattanooga, 2017	103 (3)
Dwayne Bowe	Oregon State, 2004	103 (5)
Skyler Green	Louisiana Tech, 2003	103 (9)
Todd Kinchen	Kentucky, 1990	103 (4)
Rogie Magee	Ohio State, 1987	103 (5)
Gerald Keigley	Auburn, 1972	103 (5)
Andy Hamilton	Mississippi State, 1970	103 (2)
Andy Hamilton	Texas A&M, 1970	103 (4)
Lonny Myles	Mississippi State, 1969	103 (8)
Tommy Morel	Tulane, 1968	103 (10)
Tommy Morel	Florida State, 1968	103 (6)
Wendell Davis	Florida, 1987	102 (8)
Reggie Robinson	Mississippi State, 2000	102 (10)
Eddie Fuller	Ole Miss, 1989	102 (5)
Wendell Davis	Mississippi State, 1986	102 (6)
Brandon LaFell	Mississippi State, 2009	101 (6)
Early Doucet	Alabama, 2006	101 (7)
Craig Davis	Mississippi State, 2006	101 (6)
Devery Henderson	Auburn, 2003	101 (6)
Abram Booty	Florida, 1997	101 (4)
Todd Kinchen	Alabama, 1991	101 (7)
Tony Moss	Tulane, 1989	101 (5)
Wendell Davis	Alabama, 1987	101 (9)
Doug Moreau	Texas A&M, 1964	101 (6)
Dilton Richmond	Louisiana Normal, 1942	101 (3)
Brandon LaFell	Mississippi State, 2008	101 (7)
Malachi Dupre	Southern Miss, 2016	100 (3)
Josh Reed	Houston, 1999	100 (5)
Todd Kinchen	Georgia, 1990	100 (6)
Ken Kavanaugh	Vanderbilt, 1939	100 (5)

\*- Denotes bowl game

**Eric Martin**



**Craig Davis**

### CONSECUTIVE 100-YARD RECEIVING GAMES

1.	6	Josh Reed	2001
		135 vs. Tulane, 124 vs. Utah State, 125 at #7 Tennessee, 123 vs. #2 Florida 160 at Kentucky, 146 at Mississippi State	
2.	4	Josh Reed	2001
		293 at Alabama, 120 vs. Middle Tennessee 183 vs. #24 Arkansas, 186 vs. #25 Auburn	
3.	3	Michael Clayton	2003
		152 vs. Louisiana-Monroe, 109 at Arizona, 162 vs. Western Carolina	
	3	Josh Reed	2000
		113 vs. #13 Mississippi State, 129 at Alabama, 173 at Ole Miss	
	3	Andy Hamilton	1971
		153 vs. #7 Notre Dame, 161 vs. Tulane, 165 vs. Iowa State*	
	3	Tommy Morel	1968
		111 vs. Mississippi State, 103 at Tulane, 103 vs. #19 Florida State	
7.	2	Travin Dural	2014
		151 vs. #14 Wisconsin, 140 vs. Sam Houston State	
	2	Odell Beckham Jr.	2013
		118 at #9 Georgia, 179 at Mississippi State	
	2	Jarvis Landry	2013
		118 vs. Auburn, 156 at #9 Georgia	
	2	Odell Beckham Jr.	2013
		118 vs. #20 TCU, 136 vs. UAB	
	2	Dwayne Bowe	2004
		111 vs. Kentucky, 106 vs. Fresno State	
	2	Devery Henderson	2003
		114 at Mississippi State, 109 at Florida	
	2	Eddie Kennison	1995
		113 vs. Rice, 129 at South Carolina	
	2	Shedrick Wilson	1995
		117 vs. #5 Auburn, 201 vs. Rice	
	2	Todd Kinchen	1991
		101 vs. #6 Alabama, 248 vs. Mississippi State	
	2	Todd Kinchen	1990
		100 vs. Georgia, 145 vs. Miami (Ohio)	
	2	Tony Moss	1989
		105 vs. Mississippi State, 101 at Tulane	
	2	Tony Moss	1989
		117 vs. Florida State, 123 vs. Ohio	
	2	Tony Moss	1988
		115 vs. #3 Miami (Fla.), 112 vs. Tulane	
	2	Tony Moss	1988
		128 vs. Ole Miss, 133 at #18 Alabama	
	2	Alvin Lee	1988
		128 at Tennessee, 108 at #18 Ohio State	
	2	Wendell Davis	1987
		133 at Ole Miss, 101 vs. #13 Alabama	
	2	Wendell Davis	1987
		102 vs. #19 Florida, 123 at #16 Georgia	
	2	Wendell Davis	1986
		102 at Mississippi State, 121 vs. Notre Dame	
	2	Wendell Davis	1986
		184 vs. North Carolina, 133 vs. Ole Miss	
	2	Eric Martin	1983
		209 vs. #19 Alabama, 126 vs. Mississippi State	
	2	Eric Martin	1983
		137 vs. #9 Washington, 106 vs. #12 Florida	
	2	Eric Martin	1982



**Early Doucet**

		112 at Mississippi State, 121 vs. #7 Florida State	
2		Eric Martin	1982
		108 vs. Tennessee, 109 at Kentucky	

\*- Denotes bowl game

### CONSECUTIVE 100-YARD RECEIVING GAMES

PLAYER	YEAR	STREAK
Josh Reed	2001	6
Josh Reed	2001	4
Michael Clayton	2003	3
Josh Reed	2000	3
Andy Hamilton	1971	3
Tommy Morel	1968	3
Travin Dural	2014	2
Odell Beckham Jr.	2013 (2x)	2
Jarvis Landry	2013	2
Dwayne Bowe	2004	2
Devery Henderson	2003	2
Eddie Kennison	1995	2
Shedrick Wilson	1995	2
Todd Kinchen	1991	2
Todd Kinchen	1990	2
Tony Moss	1989 (2x)	2
Alvin Lee	1988	2
Tony Moss	1988 (2x)	2
Wendell Davis	1987 (2x)	2
Wendell Davis	1986 (2x)	2
Eric Martin	1983 (2x)	2
Eric Martin	1982 (2x)	2




**Andy Hamilton**



**Devery Henderson**



**Todd Kinchen**



**Tony Moss**

### 1,000-YARD RECEIVERS • SEASON

PLAYER	YEAR	YARDS	CATCHES	AVG	GAMES TO 1,000
Josh Reed	2001	1,740	94	18.5	8
Wendell Davis	1986	1,244	80	15.6	9
Jarvis Landry	2013	1,193	77	15.5	11
Odell Beckham, Jr.	2013	1,152	59	19.5	9
Josh Reed	2000	1,127	65	17.3	10
Michael Clayton	2003	1,079	78	13.8	13
Eric Martin	1983	1,064	52	20.5	10

### SAME GAME 100-YARD RECEIVING PERFORMANCES

NAMES (REC./YDS.)	OPPONENT, SEASON	COMBINED REC./YDS.
Travin Dural (6/124) and Malachi Dupre (4/120)	Mississippi State, 2014	10/244
Jarvis Landry (10/156) and Odell Beckham, Jr. (6/118)	Georgia, 2013	16/274
Odell Beckham, Jr. (5/118) and Jarvis Landry (8/109)	TCU, 2013	13/227
Josh Reed (14/239) and Michael Clayton (8/120)	Illinois, 2001*	22/359
Josh Reed (19/293) and Michael Clayton (7/126)	Alabama, 2001	26/419
Josh Reed (8/160) and Michael Clayton (9/105)	Kentucky, 2001	17/265
Josh Reed (10/113) and Reggie Robinson (10/102)	Mississippi State, 2000	20/215
Josh Reed (5/137) and Jarel Myers (6/117)	Western Carolina, 2000	11/254
Jerel Myers (8/114) and Josh Reed (5/100)	Houston, 1999	13/214
Shedrick Wilson (9/201) and Eddie Kennison (4/113)	Rice, 1995	13/314
Tony Moss (6/117) and Alvin Lee (6/108)	Ohio State, 1998	12/225
Todd Kinchen (5/108) and Eddie Fuller (5/102)	Ole Miss, 1989	10/210
Orlando McDaniel (5/155) and Malcolm Scott (8/112)	Florida State, 1981	13/267

\* - denotes bowl game



**Travin Dural**



**Eddie Kennison**

### YEAR-BY-YEAR INDIVIDUAL 100-YARD RECEIVING GAMES

1939	1	1979	2	2000	8
1940-41	0	1980	0	2001	14
1942	1	1981	2	2002	1
1943	0	1982	4	2003	8
1944	1	1983	5	2004	2
1945-47	0	1984	3	2005	0
1948	1	1985	1	2006	5
1949	0	1986	6	2007	3
1950	2	1987	7	2008	2
1951-63	0	1988	7	2009	3
1964	1	1989	6	2010	3
1965-66	0	1990	4	2011	4
1967	1	1991	3	2012	3
1968	5	1992	1	2013	10
1969	2	1993	2	2014	4
1970	4	1994	4	2015	4
1971	5	1995	6	2016	2
1972	1	1996	0	2017	5
1973-76	0	1997	3	<b>TOTAL</b>	<b>185</b>
1977	1	1998	5		
1978	2	1999	5		

## PLAYS

### GAME

1.	61	Josh Booty vs. Auburn (3 rush, 58 pass)	1999
2.	57	Brandon Harris at Ole Miss (6 rush, 51 pass)	2015
3.	56	Matt Flynn vs. Arkansas (9 rush, 47 pass)	2007
	56	Marcus Randall vs. Texas* (11 rush, 45 pass)	2002
5.	55	Tommy Hodson vs. Tennessee (6 rush, 49 pass)	1989
6.	54	Matt Flynn at Alabama (10 rush, 44 pass)	2007
7.	53	Herb Tyler at Ole Miss (14 rush, 39 pass)	1998
	53	Jeff Wickersham vs. Mississippi St. (2 rush, 51 pass)	1983
9.	51	Chad Loup vs. Arkansas (8 rush, 43 pass)	1993
	51	Jesse Daigle vs. Mississippi State (7 rush, 44 pass)	1991

### SEASON

1.	459	Matt Flynn (100 rush, 359 pass)	2007
2.	437	Matt Mauck (79 rush, 358 pass)	2003
3.	414	Jeff Wickersham (68 rush, 346 pass)	1985
4.	408	Jordan Jefferson (112 rush, 296 pass)	2009
5.	405	Rohan Davey (38 rush, 367 pass)	2001
6.	399	Zach Mettenberger (47 rush, 352 pass)	2012
7.	395	Jeff Wickersham (58 rush, 337 pass)	1983
8.	394	JaMarcus Russell (52 rush, 342 pass)	2006
9.	373	Tommy Hodson (56 rush, 317 pass)	1989
10.	372	JaMarcus Russell (61 rush, 311 pass)	2005

### CAREER

1.	1,307	Tommy Hodson (144 rush, 1,163 pass)	1986-89
2.	1,181	Jeff Wickersham (176 rush, 1,005 pass)	1982-85
3.	1,063	Jamie Howard (129 rush, 934 pass)	1992-95
4.	1,037	Jordan Jefferson (359 rush, 678 pass)	2008-11
5.	1,006	Herb Tyler (291 rush, 715 pass)	1995-98
6.	992	Alan Risher (377 rush, 615 pass)	1980-82
7.	936	JaMarcus Russell (139 rush, 797 pass)	2004-06
8.	884	Dalton Hilliard (882 rush, 2 pass)	1982-85
9.	859	Kevin Faulk (856 rush, 3 pass)	1995-98
10.	857	Charles Alexander (855 rush, 2 pass)	1975-78

## TOTAL YARDS

### GAME

1.	540	Rohan Davey at Alabama (12 rush, 528 pass)	2001
2.	433	Tommy Hodson vs. Tennessee (-5 rush, 438 pass)	1989
3.	400	Jesse Daigle vs. Mississippi State (6 rush, 394 pass)	1991
4.	380	Tommy Hodson at Ole Miss (-1 rush, 381 pass)	1989
5.	372	Matt Flynn at Alabama (19 rush, 353 pass)	2007
6.	366	Jeff Wickersham vs. Mississippi St. (-2 rush, 368 pass)	1983

7.	362	Rohan Davey at Kentucky (-21 rush, 383 pass)	2001
8.	356	Jamie Howard vs. Rice (0 rush, 356 pass)	1995
9.	353	Rohan Davey vs. Arkansas (-6 rush, 359 pass)	2001
10.	348	JaMarcus Russell vs. Notre Dame (21 rush, 332 pass)	2006

### SEASON

1.	3,351	Rohan Davey (4 rush, 3,347 pass)	2001
2.	3,271	JaMarcus Russell (142 rush, 3,129 pass)	2006
3.	2,949	Zach Mettenberger (-133 rush, 3,082 pass)	2013
4.	2,922	Matt Mauck (97 rush, 2,825 pass)	2003
5.	2,622	Matt Flynn (215 rush, 2,407 pass)	2007
6.	2,604	Tommy Hodson (-51 rush, 2,655 pass)	1989
7.	2,591	Danny Etling (128 rush, 2,463 pass)	2017
8.	2,436	Jeff Wickersham (-106 rush, 2,542 pass)	1983
9.	2,421	JaMarcus Russell (-22 rush, 2,443 pass)	2005
10.	2,401	Zach Mettenberger (-208 rush, 2,609 pass)	2012

### CAREER

1.	8,938	Tommy Hodson (-177 rush, 9,115 pass)	1986-89
2.	6,705	Jeff Wickersham (-216 rush, 6,921 pass)	1982-85
3.	6,704	JaMarcus Russell (79 rush, 6,625 pass)	2004-06
4.	6,654	Herb Tyler (778 rush, 5,876 pass)	1995-98
5.	5,751	Jordan Jefferson (1,018 rush, 4,733 pass)	2008-11
6.	5,560	Jamie Howard (-598 rush, 6,158 pass)	1992-95
7.	5,470	Zach Mettenberger (-313 rush, 5,783 pass)	2011-13
8.	5,127	Alan Risher (542 rush, 4,585 pass)	1980-82
9.	4,492	Rohan Davey (77 rush, 4,415 pass)	1998-2001
10.	4,356	Leonard Fournette (3,830 rush, 526 receiving)	2014-16

## YARDS PER GAME

### SEASON

1.	279.2	Rohan Davey (3,351 in 12 games)	2001
2.	251.6	JaMarcus Russell (3,271 in 13 games)	2006
3.	245.8	Zach Mettenberger (2,949 in 12 games)	2013
4.	236.7	Tommy Hodson (2,604 in 11 games)	1989
5.	221.5	Jeff Wickersham (2,436 in 11 games)	1983
6.	220.0	Herb Tyler (2,200 in 10 games)	1998
7.	218.5	Matt Flynn (2,622 in 12 games)	2007
8.	212.2	Josh Booty (2,121 in 10 games)	2000
9.	208.7	Matt Mauck (2,922 in 14 games)	2003
10.	201.8	JaMarcus Russell (2,421 in 12 games)	2005
	201.8	Tommy Hodson (2,219 in 11 games)	1986

### CAREER

1.	203.1	Tommy Hodson (8,938 in 44 games)	1986-89
2.	198.3	Danny Etling (4,760 in 24 games)	2016-17
3.	197.5	Josh Booty (3,951 in 20 games)	1999-00
4.	186.2	JaMarcus Russell (6,704 in 36 games)	2004-06
5.	184.8	Herb Tyler (6,654 in 20 games)	1995-98
6.	182.3	Zach Mettenberger (5,470 in 30 games)	2011-13
7.	181.6	Matt Mauck (4,176 in 23 games)	2001-03
8.	179.7	Rohan Davey (4,492 in 25 games)	1998-01
9.	176.4	Jeff Wickersham (6,705 in 38 games)	1982-85
10.	155.4	Alan Risher (5,127 in 33 games)	1980-82

## MOST TOUCHDOWNS

### RESPONSIBLE FOR

#### GAME

1.	5	Leonard Fournette vs. Texas Tech* (4 rush, 1 rec)	2015
	5	Brandon Harris vs. New Mexico St. (3 pass, 2 rush)	2014
	5	Zach Mettenberger vs. UAB (5 pass)	2013
	5	Herb Tyler vs. Kentucky (3 rush, 2 pass)	1998
	5	Kevin Faulk at Kentucky (5 rush)	1997
	5	Tommy Hodson vs. Tennessee (4 pass, 1 rush)	1989
	5	Carlos Carson vs. Rice (5 rec)	1977

\* - Denotes bowl game

## TOUCHDOWNS RESPONSIBLE FOR


### SEASON

1.	29	JaMarcus Russell (1 rush, 28 pass)	2006
	29	Matt Mauck (1 rush, 28 pass)	2003
3.	25	Matt Flynn (4 rush) 21 pass	2007
	25	Herb Tyler (7 rush, 18 pass)	1998
5.	24	Tommy Hodson (2 rush, 22 pass)	1989
6.	23	Leonard Fournette (22 rush, 1 rec)	2015
7.	22	Zach Mettenberger (22 pass)	2013
8.	21	Alan Risher (4 rush, 17 pass)	1982
9.	19	Tommy Hodson (19 rush)	1986
	19	LaBrandon Toefield (19 pass)	2001

## TOUCHDOWNS RESPONSIBLE FOR

### CAREER

1.	71	Tommy Hodson (2 rush, 69 pass)	1986-89
2.	63	Herb Tyler (23 rush, 40 pass)	1995-98
3.	56	JaMarcus Russell (4 rush, 52 pass)	2004-06
4.	53	Kevin Faulk (46 rush, 4 rec, 2 PR, 1 KOR)	1995-98
5.	50	Dalton Hilliard (44 rush, 6 rec)	1982-85
6.	46	Jordan Jefferson (12 rush, 34 pass)	2008-11
7.	44	Alan Risher (13 rush, 31 pass)	1980-82
8.	42	Leonard Fournette (40 rush, 1 rec, 1 KOR)	2014-16
9.	40	Matt Mauck (5 rush, 35 pass)	2001-03
	40	Charles Alexander (40 rush)	1975-78



Mike Miley



Danny Etling



Jarrett Lee

**LSU'S ALL-TIME STARTING QUARTERBACK CAREER RECORD (SINCE 1957)**

YEARS	QB	CAREER RECORD BY WINS
1986-89	Tommy Hodson	31-14-1
1995-98	Herb Tyler	27-11
2004-06	JaMarcus Russell	26-4
1957-59	Warren Rabb	25-7
2008-11	Jordan Jefferson	24-8
1983-85	Jeff Wickersham	21-12-2
1960-62	Jimmy Field	20-6-2
2011-13	Zach Mettenberger	19-6
2001-03	Matt Mauck	18-2
1980-82	Alan Risher	17-14-2
2016-17	Danny Etling	16-7
2008-11	Jarrett Lee	14-4
1977-79	David Woodley	14-7
1963-65	Pat Screen	13-3-1
1970-72	Bert Jones	12-4-1
1999-01	Rohan Davey	12-5
1992-95	Jamie Howard	12-19-1
2004-07	Matt Flynn	11-2
1967-69	Mike Hillman	11-2
1966-68	Fred Haynes	11-5-1
1976-79	Steve Ensminger	11-6
1972-73	Mike Miley	9-3
1969-70	Buddy Lee	9-3
2014-16	Brandon Harris	9-5
2013-15	Anthony Jennings	9-4
1965-67	Nelson Stokley	9-5-1
1975-77	Pat Lyons	9-8-1
1999-00	Josh Booty	8-10
1963-65	Billy Ezell	7-5
1990-93	Chad Loup	7-10
1970-72	Paul Lyons	6-1
2002-04	Marcus Randall	6-7
1960-62	Lynn Amedee	4-0-1
1973-74	Billy Broussard	4-5-1
2008	Andrew Hatch	3-0
1990	Sol Graves	3-2
2007	Ryan Perrilloux	2-0
1990-92	Jesse Daigle	2-4
2002	Rick Clausen	1-0
1979-80	Robert Mahfouz	1-0
1974-76	Carl Otis Trimble	1-0
1967-69	Jimmy Gilbert	1-0
1998-99	Craig Nall	1-1
1975-77	Bobby Moreau	1-1
1985-88	Mickey Guidry	0-1
1995-97	Melvin Hill	0-3

**LSU'S ALL-TIME STARTING QUARTERBACK RECORD BY SEASON (SINCE 1957)**

YEAR	Starting Quarterback	Record
1957	Warren Rabb	5-5
1958	Warren Rabb	11-0
1959	Warren Rabb	9-2
1960	Jimmy Field	2-4
	Lynn Amedee	3-0-1
1961	Jimmy Field	10-1
1962	Jimmy Field	8-1-1
	Lynn Amedee	1-0
1963	Billy Ezell	4-3
	Pat Screen	3-1
1964	Pat Screen	5-0-1
	Billy Ezell	3-2
1965	Pat Screen	5-2
	Nelson Stokley	3-1
1966	Fred Haynes	4-3-1
	Nelson Stokley	1-1
1967	Nelson Stokley	5-3-1
	Fred Haynes	2-0
1968	Fred Haynes	5-2
	Mike Hillman	2-1
	Jimmy Gilbert	1-0
1969	Mike Hillman	9-1
1970	Buddy Lee	9-3
1971	Paul Lyons	6-1
	Bert Jones	3-2
1972	Bert Jones	9-2-1
1973	Mike Miley	9-3
1974	Billy Broussard	4-5-1
	Carl Otis Trimble	1-0
1975	Pat Lyons	4-5
	Bobby Moreau	1-1
1976	Pat Lyons	5-3-1
	Steve Ensminger	2-0
1977	Steve Ensminger	7-4
	David Woodley	1-0
1978	David Woodley	8-4
1979	David Woodley	5-3
	Steve Ensminger	2-2
1980	Alan Risher	6-4
	Robert Mahfouz	1-0
1981	Alan Risher	3-7-1
1982	Alan Risher	8-3-1
1983	Jeff Wickersham	4-7
1984	Jeff Wickersham	8-3-1
1985	Jeff Wickersham	9-2-1
1986	Tommy Hodson	9-3
1987	Tommy Hodson	10-0-1
	Mickey Guidry	0-1
1988	Tommy Hodson	8-4
1989	Tommy Hodson	4-7

1990	Sol Graves	3-2
	Chad Loup	2-4
1991	Chad Loup	3-3
	Jesse Daigle	2-3
1992	Chad Loup	2-2
	Jamie Howard	0-6
	Jesse Daigle	0-1
1993	Jamie Howard	5-5
	Chad Loup	0-1
1994	Jamie Howard	4-5
	Melvin Hill	0-2
1995	Herb Tyler	4-0
	Jamie Howard	3-3-1
	Melvin Hill	0-1
1996	Herb Tyler	10-2
1997	Herb Tyler	9-3
1998	Herb Tyler	4-6
	Craig Nall	0-1
1999	Craig Nall	1-0
	Rohan Davey	1-1
	Josh Booty	1-7
2000	Josh Booty	7-3
	Rohan Davey	1-1
2001	Rohan Davey	10-3
2002	Matt Mauck	5-1
	Marcus Randall	2-4
	Rick Clausen	1-0
2003	Matt Mauck	13-1
2004	JaMarcus Russell	5-0
	Marcus Randall	4-3
2005	JaMarcus Russell	10-2
	Matt Flynn	1-0
2006	JaMarcus Russell	11-2
2007	Matt Flynn	10-2
	Ryan Perrilloux	2-0
2008	Jarrett Lee	4-4
	Andrew Hatch	3-0
	Jordan Jefferson	1-1
2009	Jordan Jefferson	8-4
	Jarrett Lee	1-0
2010	Jordan Jefferson	11-2
2011	Jarrett Lee	9-0
	Jordan Jefferson	4-1
2012	Zach Mettenberger	10-3
2013	Zach Mettenberger	9-3
	Anthony Jennings	1-0
2014	Anthony Jennings	8-4
	Brandon Harris	0-1
2015	Brandon Harris	9-3
2016	Danny Etling	7-3
	Brandon Harris	1-1
2017	Danny Etling	9-4



## ALL PURPOSE YARDS

### GAME

1.	376	Kevin Faulk vs. Houston (246 rush, 8 rec., 106 PR, 16 KOR)	1996
2.	338	Josh Reed at Alabama (293 rec., 5 PR, 40 KOR)	2001
3.	331	Odell Beckham, Jr. vs. UAB (15 rush, 136 rec., 59 PR, 21 KOR, 100 FGR)	2013
4.	309	Leonard Fournette (285 rush, 25 rec.)	2016
5.	300	Cecil Collins vs. Auburn (232 rush, 11 rec., 57 KOR)	1997
6.	298	Devery Henderson at Kentucky (10 rush, 201 rec., 87 KOR)	2002
7.	290	Odell Beckham, Jr. at Mississippi State (179 rec., 111 KOR)	2013
8.	289	Odell Beckham, Jr. at Georgia (118 rec., -4 PR, 175, KOR)	2013
9.	286	Domanick Davis vs. Mississippi State (122 rush, 128 PR, 36 KOR)	2002
10.	285	Derrius Guice at Texas A&M (285 rush)	2016

### SEASON

1.	2,315	Odell Beckham, Jr. (58 rush, 1,152 rec., 160 PR, 845 KOR, 100 FGR)	2013
2.	2,206	Leonard Fournette (1,953 rush, 253 rec.)	2015
3.	2,120	Domanick Davis (31 rush, 130 rec., 499 PR, 560 KOR)	2002
4.	2,109	Kevin Faulk (1,279, rush, 287 rec., 265 PR, 278 KOR)	1998
5.	2,104	Kevin Faulk (1,282 rush, 134 rec., 375 PR, 313 KOR)	1996
6.	1,860	Josh Reed (7 rush, 1,740 rec., 5 PR, 108 KOR)	2001
7.	1,786	Leonard Fournette (1,034 rush, 127 rec., 625 KOR)	2014
8.	1,766	Charles Alexander (1,686 rush, 80 rec.)	1977
9.	1,716	Derrius Guice (1,387 rush, 106 rec., 223 KOR)	2016
10.	1,646	Kevin Faulk (1,144 rush, 93 rec., 192 PR, 217 KOR)	1997

### CAREER

1.	*6,883	Kevin Faulk (4,557 rush, 600 rec., 832 PR, 844 KOR)	1995-98
2.	5,743	Domanick Davis (2,056 rush, 393 rec., 1,126 PR, 2,168 KOR)	1999-2002
3.	5,326	Dalton Hilliard (4,050 rush, 1,133 rec., 143 KOR)	1982-85
4.	4,981	Leonard Fournette (3,830 rush, 526 rec., 625 KOR)	2014-16
5.	4,513	Charles Alexander (4,035 rush, 431 rec., 47 KOR)	1975-78
6.	4,118	Odell Beckham, Jr. (77 rush, 2,340 rec., 557 PR, 1,044 KOR, 100 FGR)	2011-13
7.	4,066	Harvey Williams (2,860 rush, 674 rec., 532 KOR)	1986-90
8.	4,019	Derrius Guice (3,074 rush, 250 rec., 695 KOR)	2015-17
9.	3,833	Eric Martin (357 rush, 2,625 rec., 851 KOR)	1981-84
10.	3,819	Eddie Kennison (140 rush, 1,554 rec., 947 PR, 1,178 KOR)	1993-95

\* - SEC Record

## ALL PURPOSE YARDS PER GAME

### SEASON

1.	191.7	Kevin Faulk (1,279 rush, 287 rec., 265 PR, 278 KOR in 11 games)	1998
2.	191.3	Kevin Faulk (1,282 rush, 134 rec., 375 PR, 313 KOR in 11 games)	1996
3.	183.8	Leonard Fournette (1,953 rush, 253 rec. in 12 games)	2015
4.	182.9	Kevin Faulk (1,144 rush, 93 rec., 192 PR, 217 KOR in 9 games)	1997
5.	178.1	Odell Beckham Jr. (58 rush, 1,152 rec., 160 PR, 845 KOR in 13 games)	2013

### CAREER

1.	166.7	Kevin Faulk (6,833 yards in 41 games)	1995-98
2.	155.7	Leonard Fournette (4,981 yards in 32 games)	2014-16
3.	137.2	Odell Beckham Jr. (4,118 yards in 30 games)	2011-13

## SCORING • POINTS

### GAME

1.	30	Leonard Fournette vs. Texas Tech (5 TDs)	2015
	30	Kevin Faulk at Kentucky (5 TDs)	1997
	30	Carlos Carson vs. Rice (5 TDs)	1977
4.	26	Harvey Williams vs. Miami (Ohio) (4 TDs, 1 2-PT Conv.)	1990
	26	Wendell Harris vs. Tulane (3 TDs, 1 FG, 2 PAT)	1961
6.	24	11 players	
	Last:	Derrius Guice at Texas A&M (4 TDs)	2016

### SEASON

1.	147	Colt David (1 TD, 26 FG, 63 PAT)	2007
2.	138	Leonard Fournette (34 TDs)	2015
3.	120	Josh Jasper (28 FG, 36 PAT)	2010
4.	114	LaBrandon Toefield (19 TD)	2001
5.	110	Drew Alleman (16 FG, 62 PAT)	2011
6.	108	Charles Scott (18 TD)	2008
7.	107	Drew Alleman (21 FG, 44 PAT)	2012
8.	104	Charles Alexander (17 TD, 1 2-PT Conv.)	1977
9.	102	Kevin Faulk (16 TDs)	1998
10.	98	Steve Van Buren (14 TDs, 14 PAT)	1943

### CAREER

1.	369	Colt David (54 FG, 201 PAT, 1 TD)	2005-08
2.	318	Kevin Faulk (53 TDs)	1995-98
3.	302	Dalton Hilliard (50 TDs, 1 2-PT Conv.)	1982-85
4.	292	David Brownkye (61 FG, 109 PAT)	1986-89
5.	279	John Corbello (50 FG, 129 PAT)	1999-02
6.	254	Charles Alexander (42 TDs, 1 2-PT Conv.)	1975-78
7.	252	Leonard Fournette (42 TDs)	2014-16
8.	235	Colby Delahoussaye (35 FG, 130 PAT)	2013-16
9.	217	Drew Alleman (37 FG, 106 PAT)	2011-12
10.	216	Josh Jasper (47 FG, 75 PAT)	2008-10

## SCORING • TOUCHDOWNS

### GAME

1.	5	Leonard Fournette vs. Texas Tech	2015
	5	Kevin Faulk at Kentucky	1997
	5	Carlos Carson vs. Rice	1977
4.	4	Derrius Guice at Texas A&M	2016
	4	Odell Beckham, Jr. vs. UAB	2013
	4	LaBrandon Toefield vs. Utah State	2001
	4	Rondell Mealey vs. New Mexico State	1996
	4	Harvey Williams vs. Miami (Ohio)	1990
	4	Dalton Hilliard at Kentucky	1984
	4	Charles Alexander vs. Oregon	1977
	4	Ken Kavanaugh at Holy Cross	1939

### SEASON

1.	23	Leonard Fournette	2015
2.	19	LaBrandon Toefield	2001
3.	18	Charles Scott	2008
4.	17	Kevin Faulk	1997
	17	Charles Alexander	1997
6.	16	Dalton Hilliard	1982
	16	Charles Alexander	1978
	16	Jeremy Hill	2013
9.	15	Stevan Ridley	2010
	15	Kevin Faulk	1997

### CAREER

1.	53	Kevin Faulk	1995-98
2.	50	Dalton Hilliard	1982-85
3.	42	Leonard Fournette	2014-16
	42	Charles Alexander	1975-78
5.	35	Charles Scott	2006-09
6.	33	Rondell Mealey	1996-99
7.	30	Garry James	1982-85

## LONGEST SCORING PLAYS • RETURNS

1.	100	Leonard Fournette, Kickoff vs. Notre Dame	2014
	100	Odell Beckham, Jr., FG vs. UAB	2013
	100	Craig Loston, INT vs. Ole Miss	2012
	100	Eddie Kennison, Punt vs. Mississippi State	1994
	100	Greg Jackson, INT at Mississippi State	1988
	100	Eric Martin, Kickoff vs. Kentucky	1981
	100	Sammy Grezaffi, Kickoff at Tennessee	1967
	100	White Graves, INT at Kentucky	1964
	100	Ken Kavanaugh, Fumble at Rice	1937



**David Browndyke**

## Kicking

### FIELD GOAL ATTEMPTS

#### GAME

1.	6	David Browndyke (made 4) vs. Ole Miss	1986
6	Juan Roca (made 1) vs. Florida	1972	
3.	5	Trent Domingue (made 3) vs. Texas A&M	2015
5	Josh Jasper (made 5) vs. Mississippi State	2010	
5	Colt David (made 3) at Arkansas	2008	
5	John Corbello (made 3) vs. South Carolina	2002	
5	David Lafleur (made 4) at Auburn	1994	
5	David Browndyke (made 4) at Mississippi St.	1986	
5	Mike Conway (made 4) at Kentucky	1978	
5	Carlos Rabb (made 3) at Florida	1967	

#### SEASON

1.	34	Josh Jasper (28/34)	2010
2.	33	Colt David (26/33)	2007
3.	29	Drew Alleman (21/29)	2012
4.	24	John Corbello (17/24)	2002
5.	23	John Corbello (14/23)	2001
23	David Browndyke (19/23)	1988	
7.	21	Colt David (16/21)	2008
21	Doug Moreau (13/21)	1964	
9.	20	Josh Jasper (17/20)	2009
20	David Browndyke (14/20)	1987	
20	Juan Betanzos (12/20)	1984	

#### CAREER

1.	77	John Corbello (50/77)	1999-02
2.	75	David Browndyke (61/75)	1986-89
3.	72	Colt David (54/72)	2005-08
4.	56	Josh Jasper (47/56)	2008-10
5.	55	Juan Betanzos (36/55)	1982-84
6.	50	André LaFleur (37/50)	1993-95
7.	48	Mike Conway (33/48)	1975-78
8.	47	Drew Alleman (37/47)	2011-12
9.	45	Pedro Suarez (33/45)	1990-92
10.	44	Colby Delahoussaye (35/44)	2013-16
44	Chris Jackson (26/44)	2003-06	

### FIELD GOALS MADE

#### GAME

1.	5	Josh Jasper vs. Mississippi State	2010
2.	4	Connor Culp at Ole Miss	2017
4	Mike Conway at Kentucky	1978	
4	David Browndyke vs. Ole Miss	1986	
4	David Browndyke at Mississippi State	1986	
4	David Browndyke at Georgia	1987	
4	David Browndyke at Ohio State	1988	
4	André LaFleur at Auburn	1994	
4	John Corbello vs. Miami (Ohio)	2002	
4	Josh Jasper vs. Arkansas	2009	
4	Drew Alleman at Mississippi State	2011	



**Colt David**

#### SEASON

1.	28	Josh Jasper (34 att.)	2010
2.	26	Colt David (33 att.)	2007
3.	21	Drew Alleman (29 att.)	2012
4.	19	David Browndyke (23 att.)	1988
5.	17	John Corbello (24 att.)	2002
17	Josh Jasper (20 att.)	2009	
7.	16	Colt David (21 att.)	2008
16	Drew Alleman (18 att.)	2011	
9.	15	Pedro Suarez (17 att.)	1990
10.	14	John Corbello (23 att.)	2001
14	André LaFleur (17 att.)	1993	
14	David Browndyke (14 att.)	1989	
14	David Browndyke (20 att.)	1987	
14	David Browndyke (18 att.)	1986	
14	Juan Betanzos (18 att.)	1983	
14	Mike Conway (15 att.)	1978	

#### CAREER

1.	61	David Browndyke (75 att.)	1986-89
2.	54	Colt David (72 att.)	2005-08
3.	50	John Corbello (77 att.)	1999-2002
4.	47	Josh Jasper (56 att.)	2008-10
5.	37	André LaFleur (50 att.)	1993-95
37	Drew Alleman (47 att.)	2011-12	
7.	36	Juan Betanzos (55 att.)	1982-1984
8.	35	Colby Delahoussaye (44 att.)	2013-16
9.	33	Mike Conway (48 att.)	1975-78
33	Pedro Suarez (45 att.)	1990-92	

### LONG FIELD GOALS

#### GAME

1.	54	Wade Richey vs. Kentucky	1996
54	Ron Lewis at North Carolina	1985	
3.	53	Josh Jasper vs. Louisiana-Monroe	2010
53	Colt David vs. Georgia Tech	2008	
53	Chris Jackson at Arkansas	2004	
53	Juan Roca at Rice	1972	
7.	52	Josh Jasper vs. Louisiana-Lafayette	2009
52	Colt David vs. Ole Miss	2008	
52	Colt David vs. Troy	2008	
52	David Browndyke vs. Ole Miss	1986	
52	Juan Roca vs. Mississippi State	1973	
52	Juan Roca vs. Wisconsin	1972	
13.	51	Josh Jasper vs. Mississippi State	2010
51	Colt David vs. Georgia	2008	
51	Chris Jackson vs. Ole Miss	2004	
51	André LaFleur at Mississippi State	1995	
51	Pedro Suarez vs. Ole Miss	1990	
51	Juan Betanzos vs. Rice	1982	

### FIELD GOAL PERCENTAGE

#### (SEASON - MIN. 10 MADE)

1.	100.0	David Browndyke (14 of 14)	1989
2.	93.3	Mike Conway (14 of 15)	1978
3.	92.9	Colby Delahoussaye (13 of 14)	2013
4.	88.9	Drew Alleman (16 of 18)	2011
5.	88.0	Pedro Suarez (15 of 17)	1990
6.	85.0	Josh Jasper (17 of 20)	2009
7.	83.3	Johnston (10 of 12)	1981
8.	83.0	David Browndyke (19 of 23)	1988
9.	82.4	Josh Jasper (28 of 34)	2010
10.	82.0	André LaFleur (14 of 17)	1993



**Josh Jasper**

#### CAREER:

(Min. 20 attempts)

1.	.839	Josh Jasper (47-56)	2008-10
2.	.813	David Browndyke (61-75)	1986-89
3.	.800	David Johnston (16-20)	1980-81
4.	.796	Colby Delahoussaye (35-44)	2014-16
5.	.787	Drew Alleman (37-47)	2011-12
6.	.750	Colt David (54-72)	2005-08
7.	.740	André LaFleur (37-50)	1993-95
8.	.733	Pedro Suarez (33-45)	1990-92
9.	.714	Trent Domingue (15-21)	2014-15
10.	.688	Mike Conway (33-48)	1975-78

### PAT KICKS MADE

#### GAME

1.	10	Bobby Moreau vs. Rice	1977
2.	9	Colby Delahoussaye vs. New Mexico St.	2014
9	Wade Richey vs. New Mexico State	1996	
9	Drew Alleman vs. Idaho	2012	
5.	8	Colby Delahoussaye at Mississippi St.	2013
8	Colby Delahoussaye vs. UAB	2013	
8	Colt David vs. North Texas	2005	
8	Mark Lumpkin vs. Ole Miss	1970	
8	Mike Conway vs. Oregon	1977	
8	David Browndyke vs. Cal State Fullerton	1987	

#### SEASON

1.	63	Colt David	2007
2.	62	Drew Alleman	2011
3.	56	Colby Delahoussaye	2013
4.	50	Colt David	2006
5.	49	Trent Domingue	2015
6.	48	Juan Betanzos	1982
7.	45	Colt David	2005
8.	44	Colt David	2008
44	Drew Alleman	2012	
10.	42	Wade Richey	1996

#### CAREER

1.	201	Colt David	2005-08
2.	130	Colby Delahoussaye	2013-16
3.	129	John Corbello	1999-2002
4.	109	David Browndyke	1986-89
5.	106	Drew Alleman	2011-12
6.	92	Mark Lumpkin	1968-70
7.	91	Juan Betanzos	1982-84
8.	88	Mike Conway	1975-78
9.	81	Rusty Jackson	1972-74
10.	78	André LaFleur	1993-95

### CONSECUTIVE PAT KICKS MADE

1.	109	David Browndyke	1986-89
2.	106	Drew Alleman	2011-12
3.	77	Colt David	2005-06
4.	72	Colt David	2006-07
5.	69	André LaFleur	1993-95
6.	56	Josh Jasper	2008-10
7.	47	John Corbello	1999-02
8.	43	Juan Betanzos	1982
9.	42	Trent Domingue	2015
42	Mike Conway	1976-77	
42	Pedro Suarez	1989-92	

## TOTAL POINTS SCORED BY KICKING

GAME	PLAYER	POINTS	YEAR
1.	17 Josh Jasper vs. Miss. St. (5 FG, 2 PAT)	2010	
	17 David Browndyke at Miss. St. (4 FG, 5 PAT)	1986	
3.	16 Connor Culp at Ole Miss (4 FG, 4 PAT)	2017	
4.	15 Josh Jasper vs. UL-Monroe (3 FG, 6 PAT)	2010	
	15 Josh Jasper vs. Arkansas (4 FG, 3 PAT)	2009	
	15 John Corbello vs. Miami (Oh.) (4 FG, 3 PAT)	2002	
	15 David Browndyke at Ohio St. (4 FG, 3 PAT)	1988	
8.	14 André LaFleur at Auburn (4 FG, 2 PAT)	1994	
	14 David Browndyke at Georgia (4 FG, 2 PAT)	1987	

### SEASON

1.	*141 Colt David (26 FG, 63 PAT)	2007
2.	120 Josh Jasper (28 FG, 36 PAT)	2010
3.	110 Drew Alleman (16 FG, 62 PAT)	2011
4.	107 Drew Alleman (21 FG, 44 PAT)	2012
5.	95 Colby Delahoussaye (13 FG, 56 PAT)	2013
6.	91 Colt David (16 FG, 44 PAT)	2008
7.	88 Trent Domingue (13 FG, 49 PAT)	2015
8.	85 Josh Jasper (17 FG, 34 PAT)	2009
	85 John Corbello (17 FG, 34 PAT)	2002
10.	83 David Browndyke (14 FG, 41 PAT)	1987

\* - SEC Record

### CAREER

1.	363 Colt David (54 FG, 201 PAT)	2005-08
2.	292 David Browndyke (61 FG, 109 PAT)	1986-89
3.	279 John Corbello (33 FG, 95 PAT)	1999-02
4.	235 Colby Delahoussaye (35 FG, 130 PAT)	2013-16
	217 Drew Alleman (37 FG, 106 PAT)	2011-12
6.	216 Josh Jasper (47 FG, 75 PAT)	2008-10
7.	198 Juan Betanzos (36 FG, 90 PAT)	1982-84
8.	187 Mike Conway (33 FG, 88 PAT)	1975-78

## Punting

### MOST PUNTS

#### GAME

1.	13 Matt DeFrank at Ole Miss (489 yards)	1985
	13 Leo Bird vs. Tennessee (519 yards)	1941
3.	12 Rusty Jackson vs. Texas A&M (496 yds)	1975
	12 Al Doggett vs. Tennessee	1952
5.	11 Brian Griffith at Texas A&M (489)	1991
	11 Jerry Stovall at Georgia Tech (370)	1962
	11 Jerry Stovall vs. Texas A&M (473)	1960
	11 Jim Barton at Mississippi State	1951
9.	10 9 times; Last: Jamie Keehn vs. Iowa (469)	2012

### SEASON

1.	81 Al Doggett (38.9 avg.)	1952
2.	75 Jim Barton (36.0 avg.)	1951
3.	73 Steve Jackson (40.0 avg.)	1975
4.	71 Jamie Keehn (44.9 avg.)	2014
5.	67 James Wagner (40.0 avg.)	1981
6.	66 David Johnston (39.0 avg.)	1980
7.	65 Donnie Jones (42.4 avg.)	2003
8.	64 Donnie Jones (44.0 avg.)	2002
	64 Wayne Dickinson (37.5 avg.)	1970
	64 Jerry Stovall (42.1 avg.)	1960

### CAREER

1.	233 Donnie Jones (42.1 avg.)	2000-03
2.	186 Chad Kessler (42.9 avg.)	1994-97
3.	184 Jamie Keehn (42.6 avg.)	2012-15
4.	180 Clay Parker (40.6 avg.)	1981-84
5.	167 Rusty Jackson (39.5 avg.)	1972-74
6.	165 Jerry Stovall (39.3 avg.)	1960-62
7.	160 Al Doggett (38.1 avg.)	1951-54
8.	153 Eddie Ray (41.2 avg.)	1967-69
9.	140 Chris Jackson (41.0 avg.)	2003-06
10.	136 Brian Griffith (40.5 avg.)	1988-91

### LONGEST PUNTS

1.	86 Donnie Jones at Kentucky	2002
2.	82 Derek Helton at Arkansas	2010
3.	73 Brad Wing at Alabama	2011
4.	71 Matt DeFrank vs. Notre Dame	1986
5.	69 Donnie Jones vs. UAB	2000
	69 Brad Wing at Arkansas	2012
7.	68 <b>Josh Growden vs. Southern Miss</b>	2016
	68 Donnie Jones at Kentucky	2001
9.	67 Brad Wing vs. Georgia	2011
	67 Donnie Jones vs. Auburn	2003
	67 Matt DeFrank vs. Kentucky	1987
	67 James Parker vs. South Carolina	1982
13.	66 Chad Kessler at Vanderbilt	1997
	66 Mitch Worley vs. Miami (Fla.)	1966

## GAME WINNING FIELD GOALS

DATE	OPPONENT	PLACEKICKER	GAME WINNING FG	FINAL
Oct. 11, 2014	at Florida	Colby Delahoussaye	50-yarder with 0:03 left in 4th Quarter	W, 30-27
Nov. 5, 2011	at #2 Alabama	Drew Alleman	25-yarder in OT	W, 9-6 (OT)
Nov. 28, 2009	Arkansas	Josh Jasper	36-yarder in OT	W, 33-30 (OT)
Nov. 18, 2006	Ole Miss	Colt David	26-yarder in OT	W, 23-20 OT
Oct. 22, 2005	#16 Auburn	Chris Jackson	30-yarder in OT	W, 20-17 OT
Sept. 11, 1993	at Mississippi St.	Andre' Lafleur	26-yarder with 0:10 left in 4th Quarter	W, 18-16
Sept. 21, 1991	Vanderbilt	Pedro Suarez	31-yarder with 7:28 left in 4th Quarter	W, 16-14
Nov. 5, 1988	at #18 Alabama	David Browndyke	34-yarder with 0:28 left in 4th Quarter	W, 19-18
Oct. 3, 1987	#19 Florida	David Browndyke	24-yarder with 5:34 left in 4th Quarter	W, 13-10
Sept. 20, 1980	Colorado	David Johnston	17-yarder with 0:35 left in 4th Quarter	W, 23-20
Nov. 12, 1977	Mississippi St.	Mike Conway	28-yarder with 2:40 left in 4th Quarter	W, 27-24
Oct. 26, 1968	TCU	Mark Lumpkin	37-yarder with 5:25 left in 4th Quarter	W, 10-7
Sept. 26, 1964	at Rice	Doug Moreau	28-yarder with 2:29 left in 4th Quarter	W, 3-0
Oct. 6, 1962	at #5 Georgia Tech	Lynn Amedee	24-yarder with 4:35 left in 4th Quarter	W, 10-7
Oct. 25, 1958	Florida	Tommy Davis	19-yarder with 2:53 left in 4th Quarter	W, 10-7
Oct. 25, 1941	Florida	Bernie Lipkis	Yards not available with 0:08 left in 4th Qtr.	W, 10-7

## YARDS PUNTED

### GAME

1.	519 Leo Bird vs. Tennessee (13 punts)	1941
2.	496 Rusty Jackson vs. Texas A&M (12 punts)	1975
3.	489 Brian Griffith at Texas A&M (11 punts)	1991
	489 Matt DeFrank at Ole Miss (13 punts)	1985
5.	473 Jerry Stovall vs. Texas A&M (11 punts)	1960
6.	469 Jamie Keehn vs. Iowa (10 punts)	2012
7.	468 Al Doggett at Ole Miss	1952
8.	451 Brad Wing at Texas A&M (10 punts)	2012
9.	445 Jim Barton vs. Maryland	1951
10.	439 Scott Holstein at Texas A&M (9 punts)	1993

### SEASON

1.	3,189 Jamie Keehn (71 punts)	2014
2.	3,147 Al Doggett (81 punts)	1952
3.	2,936 Steve Jackson (73 punts)	1975
4.	2,813 Donnie Jones (64 punts)	2002
5.	2,757 Donnie Jones (65 punts)	2003
6.	2,696 Jerry Stovall (64 punts)	1960
7.	2,696 Jim Barton (75 punts)	1951
8.	2,682 James Wagner (67 punts)	1981
9.	2,643 Brad Wing (59 punts)	2012
10.	2,627 Patrick Fisher (59 punts)	2007

### CAREER

1.	9,798 Donnie Jones (233 punts)	2000-03
2.	7,976 Chad Kessler (186 punts)	1994-97
3.	7,837 Jamie Keehn (184 punts)	2012-15
4.	7,304 Clay Parker (180 punts)	1981-84
5.	6,603 Rusty Jackson (167 punts)	1972-74
6.	6,477 Jerry Stovall (165 punts)	1960-62
7.	6,309 Eddie Ray (153 punts)	1967-69
8.	6,099 Al Doggett (160 punts)	1951-54
9.	5,739 Chris Jackson (140 punts)	2003-06
10.	5,511 Brian Griffith (136 punts)	1988-91

## PUNTING AVERAGE

### GAME

1.	58.0 Josh Growden vs. So. Miss (3/174)	2016
2.	56.7 Patrick Fisher vs. Ohio State (3/170)	2007
3.	55.5 Chad Kessler vs. Auburn (4/222)	1995
4.	54.3 Brad Wing at Washington (3/163)	2012
5.	53.2 Chad Kessler at Mississippi St. (5/266)	1997
6.	53.0 Chad Kessler vs. Tulane (3/159)	1996
7.	52.8 Donnie Jones vs. The Citadel (4/211)	2002
8.	52.4 Corey Gibbs vs. Arkansas (5/262)	1999
9.	52.0 Chris Jackson at Tennessee (2/104)	2006
	52.0 Patrick Fisher vs. Auburn (4/208)	2007

### SEASON

1.	50.28 Chad Kessler (39/1,961)	1997
2.	45.73 Derek Helton (34/1,555)	2010
3.	44.92 Jamie Keehn (71/3,189)	2014
4.	44.80 Brad Wing (59/2,643)	2012
5.	44.52 Patrick Fisher (59/2,627)	2007
6.	44.37 Brad Wing (59/2,618)	2011
7.	44.09 Chad Kessler (47/2,072)	1995
8.	43.97 Rene Bourgeois (39/1,715)	1989
9.	43.95 Donnie Jones (64/2,813)	2002
10.	43.71 Corey Gibbs (28/1,224)	1998

## CAREER

1.	44.6 Brad Wing (118/5,261)	2011-12
2.	44.1 Patrick Fisher (65/2,865)	2004-07
3.	43.0 Zach Von Rosenberg (36/1548)	ACTIVE
4.	42.9 Chad Kessler (186/7,976)	1994-97
5.	42.6 Jamie Keehn (184/7,837)	2012-15
6.	42.4 Derek Helton (80/3,397)	2009-10
7.	42.0 Donnie Jones (233/9,788)	2000-03
8.	41.2 Eddie Ray (153/6,309)	1967-69
9.	41.1 Chris Jackson (146/5,994)	2003-06
10.	40.6 Clay Parker (180/7,304)	1981-84

## Punt Returns

### MOST RETURNS

#### GAME

1.	7 Eddie Kennison vs. Kentucky	1994
	7 Norman Jefferson vs. Miami (Ohio)	1986
	7 Norman Jefferson vs. Ole Miss	1983
	7 Sammy Grezaffi vs. Ole Miss	1967
	7 Young Bussey vs. Tulane	1939

### SEASON

1.	41 Sammy Grezaffi (369 yards)	1967
2.	37 Young Bussey (465 yards)	1937
3.	36 Domanick Davis (499 yards)	2002
	36 Eddie Kennison (438 yards)	1994
	36 Todd Kinchen (339 yards)	1991

### CAREER

1.	94 Domanick Davis (1,126 yards)	1999-2002
2.	79 Sammy Grezaffi (905 yards)	1965-67
3.	77 Skyler Green (1,064 yards)	2002-05

## PUNT RETURN YARDS

### GAME

1.	169 Norman Jefferson at Ole Miss (7 ret.)	1983
2.	157 Patrick Peterson vs. N. Carolina (4 ret.)	2010
3.	145 Joe Labruzzo vs. Rice (3 ret.)	1965
4.	141 Eddie Kennison vs. Mississippi St. (3 ret.)	1994
	141 Tommy Casanova vs. Ole Miss (3 ret.)	1970
6.	128 Domanick Davis vs. Miss. St. (4 ret.)	2002
7.	127 Craig Burns vs. Mississippi State (3 ret.)	1970
8.	125 Kenny Konz at Tulane (3 ret.)	1949
9.	123 Skyler Green vs. Florida (4 ret.)	2003
10.	122 Sammy Grezaffi vs. Tulane (4 ret.)	1965

### SEASON

1.	539 Pinky Rohm (35 ret.)	1937
2.	499 Domanick Davis (36 ret.)	2002
3.	465 Young Bussey (37 ret.)	1937
4.	462 Skyler Green (25 ret.)	2003
5.	438 Eddie Kennison (36 ret.)	1994
6.	421 Tyrann Mathieu (27 ret.)	2011
7.	418 Patrick Peterson (26 ret.)	2010
8.	375 Kevin Faulk (24 ret.)	1996
9.	369 Sammy Grezaffi (41 ret.)	1967
10.	362 Trindon Holliday (20 ret.)	2009



Jeremy Hill



Domanick Davis

**CAREER**

1.	1,126	Domanick Davis (94 ret.)	1999-2002
2.	1,064	Skylar Green (77 ret.)	2002-05
3.	947	Eddie Kennison (75 ret.)	1993-95
4.	905	Sammy Grezaffi (79 ret.)	1965-67
5.	832	Kevin Faulk (61 ret.)	1995-98
6.	688	Tre'Davious White (31 ret.)	2014-16
7.	687	Joe Labruzzo (48 ret.)	1963-65
8.	673	Tre'Davious White (69 ret.)	2013-16
9.	647	Trindon Holliday (43 ret.)	2006-09
10.	597	Norman Jefferson (78 ret.)	1983-86

**PUNT RETURN TOUCHDOWNS**

<b>GAME</b>			
1.	2	Tommy Casanova vs. Ole Miss	1970

<b>SEASON</b>			
1.	3	Pinky Rohm	1937

<b>CAREER</b>			
1.	4	Skylar Green	2002-05

**LONGEST PUNT RETURNS**

1.	*100	Eddie Kennison vs. Mississippi State	1994
2.	93	Chad Jones at Mississippi State	2009
3.	92	Tyrann Mathieu vs. Arkansas	2011
	92	Trindon Holliday vs. North Texas	2008
	92	Kenny Konz at Tulane	1949
6.	90	Craig Burns vs. Mississippi State	1970
7.	89	Billy Cannon vs. Ole Miss	1959
	89	Odell Beckham Jr. vs. Ole Miss	2012
9.	87	Patrick Peterson vs. North Carolina	2010
	87	Trindon Holliday vs. Arkansas	2009

\* - NCAA Record

**LONGEST MISSED FIELD GOAL RETURNS**

1.	*100	Odell Beckham, Jr. vs. UAB	2013
----	------	----------------------------	------

\* - NCAA Record

**Kickoff Returns**

**MOST RETURNS**

<b>GAME</b>			
1.	7	Odell Beckham, Jr. at Georgia	2013
	7	Trindon Holliday vs. Georgia	2008
	7	Trindon Holliday at Florida	2008
4.	6	Eddie Kennison at Texas A&M	1995
5.	5	Leonard Fournette vs. Wisconsin	2014
	5	Odell Beckham, Jr. at Mississippi State	2013
	5	Morris Claiborne at Alabama	2011
	5	Domanick Davis vs. Alabama	2002
	5	Domanick Davis vs. Arkansas	2001
	5	Robert Dow vs. Vanderbilt	1976

**SEASON**

1.	32	Odell Beckham, Jr. (845 yards)	2013
	32	Patrick Peterson (932 yards)	2010
3.	27	Trindon Holliday (609 yards)	2008
4.	25	Domanick Davis (618 yards)	1999
5.	24	Leonard Fournette (625 yards)	2014
	24	Domanick Davis (560 yards)	2002
	24	Domanick Davis (572 yards)	2000
8.	23	Robert Dow (598 yards)	1975

**CAREER**

1.	95	Domanick Davis (2,168 yards)	1999-2002
2.	73	Trindon Holliday (1,806 yards)	2006-09
3.	70	Robert Dow (1,780 yards)	1973-76
4.	51	Eddie Kennison (1,178 yards)	1993-95
5.	43	Sammy Martin (1,066 yards)	1984-87
6.	42	Odell Beckham Jr. (1,044 yards)	2011-13
7.	38	Skylar Green (792 yards)	2002-05
	38	Hokie Gajan (890 yards)	1977-80
9.	34	Kevin Faulk (744 yards)	1995-98
	34	David Butler (794 yards)	1992-95

**YARDS RETURNED**

<b>GAME</b>			
1.	164	Trindon Holliday vs. Georgia (7 ret.)	2008
2.	163	Patrick Peterson at Arkansas (4 ret.)	2010
3.	155	Eddie Kennison at Texas A&M (6 ret.)	1995
4.	154	Morris Claiborne at West Virginia (3 ret.)	2011
5.	145	Eric Martin vs. Kentucky (2 ret.)	1981
6.	141	Trindon Holliday at Florida (7 ret.)	2008
7.	137	Hokie Gajan vs. Wyoming (3 ret.)	1978
8.	136	Odell Beckham, Jr. vs. TCU (4 ret.)	2013

**SEASON (SINCE 1937)**

1.	932	Patrick Peterson (32 ret.)	2010
2.	845	Odell Beckham, Jr. (32 ret.)	2013
3.	625	Leonard Fournette (24 ret.)	2014
4.	618	Domanick Davis (25 ret.)	1999
5.	609	Trindon Holliday (27 ret.)	2008
6.	598	Robert Dow (23 ret.)	1975
7.	572	Domanick Davis (24 ret.)	2000
8.	560	Domanick Davis (24 ret.)	2002

**CAREER**

1.	2,168	Domanick Davis (95 ret.)	1999-2002
2.	1,806	Trindon Holliday (73 ret.)	2006-09
3.	1,780	Robert Dow (70 ret.)	1973-76
4.	1,178	Eddie Kennison (51 ret.)	1993-95
5.	1,066	Sammy Martin (43 ret.)	1984-87
6.	1,044	Odell Beckham, Jr. (42 ret.)	2011-13

**LONGEST KICKOFF RETURNS**

1.	*100	Leonard Fournette vs. Notre Dame • TD	2014
	*100	Eric Martin vs. Kentucky • TD	1981
	*100	Sammy Grezaffi at Tennessee • TD	1967
4.	99	Morris Claiborne at West Virginia • TD	2011
	99	Hokie Gajan vs. Wyoming • TD	1978
	99	J.W. Brodnax at Florida • TD	1957
7.	98	Trindon Holliday at Ole Miss • TD	2007
	98	Jerry Stovall at Georgia Tech • TD	1962
9.	97	Billy Cannon at Texas Tech • TD	1957
10.	95	Joe May vs. Kentucky • TD	1955

\* - NCAA Record

**Miscellaneous Records**

**CAREER STARTS**

1.	53	Ciron Black	2006-09
2.	52	Andrew Whitworth	2002-05
3.	48	LaRon Landry	2003-06
	48	Jerel Myers	1999-02
	48	Rodney Reed	2000-03

**CONSECUTIVE STARTS**

1.	53	Ciron Black	2006-09
2.	52	Andrew Whitworth	2002-05
3.	48	LaRon Landry	2003-06
	48	Rodney Reed	2000-03

**ALL-TIME KICKOFF RETURNS FOR TOUCHDOWNS**

YARDS	PLAYER
100	Leonard Fournette vs. Notre Dame (Dec. 30, 2014) – Music City Bowl
100	Eric Martin vs. Kentucky (Oct. 17, 1981)
100	Sammy Grezaffi at #4 Tennessee (Oct. 28, 1967)
99	Morris Claiborne at #16 West Virginia (Sept. 24, 2011)
99	Hokie Gajan vs. Wyoming (Dec. 2, 1978)
99	J. W. Brodnax at Florida (Oct. 26, 1957)
98	Trindon Holliday at Ole Miss (Nov. 17, 2007)
98	Jerry Stovall at #5 Georgia Tech (Oct. 6, 1962)
97	Billy Cannon at Texas Tech (Oct. 5, 1957)
95	Joe May vs. Kentucky (Sept. 17, 1955)
93	Pinky Rohm vs. Louisiana Normal (Nov. 20, 1937)
92	Trindon Holliday at #5 Arkansas (Nov. 24, 2006)
92	Eddie Kennison vs. Michigan St. (Dec. 29, 1995) – Independence Bowl
92	Robert Dow vs. Utah (Nov. 30, 1974)
88	Kevin Faulk at #10 Notre Dame (Nov. 21, 1998)
87	Kenny Konz at Vanderbilt (Nov. 6, 1948)
86	Pinky Rohm vs. Loyola-New Orleans (Oct. 30, 1937)

**ALL-TIME PUNT RETURNS FOR TOUCHDOWNS**

YARDS	PLAYER
100	Eddie Kennison vs. Mississippi State (Sept. 10, 1994)
93	Chad Jones at Mississippi State (Sept. 18, 2009)
92	Tyrann Mathieu vs. Arkansas (Nov. 25, 2011)
92	Trindon Holliday vs. North Texas (Sept. 13, 2008)
92	Ken Konz at #10 Tulane (Nov. 26, 1949)
90	Craig Burns vs. Mississippi State (Nov. 14, 1970)
89	Odell Beckham Jr. vs. Ole Miss (Nov. 17, 2012)
89	Billy Cannon vs. #3 Ole Miss (Oct. 31, 1959)
87	Patrick Peterson vs. #18 North Carolina (Sept. 4, 2010)
87	Trindon Holliday vs. Arkansas (Nov. 28, 2009)
84	Norman Hodgins vs. Rice (Oct. 2, 1971)
83	Joe Labruzzo vs. Texas A&M (Sept. 21, 1963)
82	Joe Labruzzo vs. Rice (Sept. 25, 1965)
80	Skylar Green vs. Florida (Oct. 11, 2003)
80	Sammy Grezaffi at Kentucky (Oct. 15, 1966)
78	Domanick Davis vs. Mississippi State (Sept. 28, 2002)
78	Kevin Faulk vs. Houston (Sept. 7, 1996)
78	Sammy Grezaffi vs. Tulane (Nov. 20, 1965)
77	Craig Davis vs. Fresno State (Oct. 21, 2006)
76	Kenny Konz vs. Georgia Tech (Oct. 14, 1950)
75	DJ Chark vs. #10 Auburn (Oct. 14, 2017)
75	Norman Jefferson vs. Baylor (Dec. 27, 1985) – Liberty Bowl
74	Todd Kinchen vs. Kentucky (Oct. 19, 1991)
74	Tommy Casanova vs. #16 Ole Miss (Dec. 5, 1970)
73	Todd Kinchen vs. Arkansas State (Oct. 12, 1991)
71	Domanick Davis vs. Ole Miss (Oct. 27, 2001)
70	Odell Beckham Jr. vs. North Texas (Sept. 1, 2012)
69	Tre'Davious White at Syracuse (Sept. 26, 2015)
68	Tommy Casanova at Rice (Sept. 27, 1969)
67	Tre'Davious White vs. Kentucky (Oct. 18, 2014)
66	Skylar Green vs. #16 Auburn (Oct. 22, 2005)
65	DJ Chark vs. Chattanooga (Sept. 9, 2017)
65	Skylar Green vs. Vanderbilt (Oct. 30, 2004)
65	Norman Jefferson at Ole Miss (Oct. 29, 1983)
62	Tyrann Mathieu vs. #12 Georgia (Dec. 3, 2011) – SEC Championship Game
62	Skylar Green at Arizona (Sept. 6, 2003)
62	Wendell Harris vs. Texas A&M (Sept. 30, 1961)
61	Tommy Casanova vs. #16 Ole Miss (Dec. 5, 1970)
61	Craig Burns vs. #16 Ole Miss (Dec. 5, 1970)
60	Tre'Davious White vs. Jacksonville State (Sept. 10, 2016)
60	Patrick Peterson vs. West Virginia (Sept. 25, 2010)
60	Chris Williams at Tulane (Nov. 19, 1977)
60	Pinky Rohm vs. Texas (Oct. 2, 1937)
58	Kevin Faulk vs. Arkansas State (Sept. 12, 1998)
54	Clinton Burrell vs. Ole Miss (Nov. 2, 1974)
53	J.W. Brodnax at #14 Ole Miss (Nov. 9, 1957)
53	Pinky Rohm vs. Mississippi State (Nov. 6, 1937)
50	Larry Foster vs. Idaho (Sept. 26, 1998)
39	Craig Burns vs. #19 Florida State (Dec. 30, 1968) – Peach Bowl
35	Pinky Rohm vs. Loyola-New Orleans (Oct. 30, 1937)
34	Johnny Robinson at Tulane (Nov. 22, 1958)
31	Derwood Graham vs. #18 Mississippi State (Nov. 12, 1955)



Trindon Holliday



Kevin Faulk

**ALL-TIME RETURN/RECOVERY OF BLOCKED PUNT FOR TOUCHDOWN**

YARDS	PLAYER
33	Paul Ziegler at Florida (Oct. 15, 1955)
29	Craig Steltz at #15 Arizona State (Sept. 10, 2005)
19	Ernie Maggiorie vs. Texas A&M (Sept. 18, 1965)
19	Blythe Clark vs. Mississippi State (Nov. 6, 1937)
13	Tommy Fussell at Miami (Fla) (Oct. 9, 1965)
4	Tommy Fussell vs. Texas A&M (Sept. 19, 1964)
3	David Lee vs. Florida (Oct. 6, 1973)
0	Ryan Clark at #12 Mississippi State (Oct. 23, 1999)
0	Kenny Mixon at Ole Miss (Oct. 29, 1994)
0	Alex Knight vs. #11 Texas A&M (Sept. 20, 1975)
0	George Bevan vs. South Carolina (Sept. 17, 1966)
0	Gene Sykes vs. #7 Colorado (Jan. 1, 1962) – Orange Bowl
0	Billy West at Georgia (Oct. 20, 1951)



**Anthony McFarland**

**TACKLES**

GAME			
1.	21	Al Richardson vs. South Carolina	1982
2.	20	Kevin Minter at Florida	2012
	20	Chuck Wiley at Kentucky	1995
	20	Rudy Harmon at Florida	1988
	20	Toby Caston vs. Georgia	1986

**SEASON**

1.	154	Bradie James	2002
2.	150	Al Richardson	1981
3.	144	Lawrence Williams	1981
4.	133	Devin White	2017
5.	130	Kevin Minter	2012
6.	129	Al Richardson	1980
7.	123	Lawrence Williams	1982
8.	122	Steve Cassidy	1975
9.	121	Al Richardson	1982
10.	119	Trev Faulk	2001
	119	Lawrence Williams	1980

**CAREER**

1.	452	Al Richardson	1979-82
2.	418	Bradie James	1999-02
3.	386	Lawrence Williams	1979-82
4.	346	Steve Cassidy	1972-75
5.	336	Shawn Burks	1983-85
6.	316	Lyman White	1977-80
7.	315	LaRon Landry	2003-06
	315	Ryan Clark	1998-01
9.	311	Kelvin Sheppard	2007-10
10.	305	Toby Caston	1983-86

**TACKLES FOR LOSS**

GAME (SINCE 1971)			
1.	6.0	Marcus Spears vs. Troy	2004
	6.0	Gabe Northern at Ole Miss	1994
3.	5.0	Anthony McFarland vs. Arkansas St.	1998
4.	4.5	Drake Nevis at Florida	2010
5.	4.0	Kendell Beckwith vs. Texas Tech	2015
	4.0	Claude Wroten vs. Alabama	2004
	4.0	Jarvis Green vs. San Jose State	1999
	4.0	Anthony McFarland vs. Georgia	1998
	4.0	Bobby Williams vs. Alabama	1992
	4.0	Michael Brooks at Kentucky	1984
	4.0	Leonard Marshall vs. Oregon State	1981
	4.0	Lyman White at Colorado	1979
	4.0	Bobby Conn vs. Florida	1975
	4.0	Charles Miciotto vs. Texas A&M	1972



**Al Richardson**

**TACKLES FOR LOSS**

SEASON (SINCE 1972)			
1.	23	Gabe Northern	1994
2.	21	Kenny Bordelon	1975
3.	18	Anthony McFarland	1998
4.	17	Marcus Spears	2004
	17	Jarvis Green	1998
6.	16	Chad Lavalais	2003
	16	Michael Brooks	1985
	16	John Adams	1978
9.	15	Kevin Minter	2012
	15	Barkevious Mingo	2011
	15	Chuck Wiley	1995

**CAREER**

1.	55	Anthony McFarland	1995-98
2.	43	Chuck Wiley	1994-97
3.	40	Gabe Northern	1992-95
4.	39	Jarvis Green	1998-01
5.	38	Michael Brooks	1983-86
6.	37	Ron Sancho	1985-88
7.	34.5	Marcus Spears	2001-04
8.	32.5	Chad Lavalais	2000-03
	32.5	Sam Montgomery	2010-12
10.	30	Kenny Bordelon	1972-75
11.	29	Barkevious Mingo	2010-12

**SACKS**

GAME			
1.	4	Chuck Wiley at South Carolina	1995
2.	3	Many Times	
		Last: Tashawn Bower vs. Louisville*	2016

**SEASON**

1.	12	Arden Key	2016
2.	11	Gabe Northern	1994
3.	10	Rydell Malancon	1981
4.	9	Sam Montgomery	2011
	9	Melvin Oliver	2005
	9	Marcus Spears	2004
	9	Gabe Northern	1995
	9	Ron Sancho	1987
9.	8.5	Tyson Jackson	2006
10.	8	Many Times	
		Last: Lewis Neal	2015

**CAREER**

1.	25	Rydell Malancon	1980-83
2.	23	Ron Sancho	1985-88
3.	21	Arden Key	2015-17
	21	Gabe Northern	1992-95
5.	20	Melvin Oliver	2002-05
	20	Jarvis Green	1998-01
7.	19	Sam Montgomery	2010-12
	19	Marcus Spears	2001-04
	19	Chuck Wiley	1994-97
10.	18.5	Tyson Jackson	2006-09



**Chuck Wiley**

**INTERCEPTIONS**

GAME			
1.	3	Craig Steltz at Mississippi State	2007
	3	Corey Webster at Florida	2002
	3	Chris Williams at Rice	1978
	3	Clinton Burrell at Tulane	1975
	3	Craig Burns vs. Ole Miss	1970
	3	Jerry Joseph vs. Kentucky	1965
	3	Kenny Konz at Tulane	1949

**SEASON**

1.	8	Chris Williams (72 yards)	1978
	8	Craig Burns (117 yards)	1970
3.	7	Corey Webster (219 yards)	2003
	7	Corey Webster (75 yards)	2002
	7	Cedric Donaldson (192 yards)	1997
	7	Greg Jackson (219 yards)	1988
7.	6	Greedy Williams (32 yards)	2017
	6	Morris Claiborne (173 yards)	2011
	6	Craig Steltz (153 yards)	2007
	6	Chris Carrier (98 yards)	1986
	6	Liffort Hobley (66 yards)	1984
	6	Chris Williams (8 yards)	1980
	6	Jerry Joseph (64 yards)	1965

**CAREER**

1.	20	Chris Williams (91 yards)	1977-80
2.	16	Corey Webster (181 yards)	2001-04
3.	12	LaRon Landry (151 yards)	2003-06
	12	Craig Burns (139 yards)	1968-70
	12	Charles Oakley (251 yards)	1951-53
6.	11	Morris Claiborne (274 yards)	2009-11
	11	Craig Steltz (286 yards)	2004-07
	11	Tory James (110 yards)	1992-95
	11	Greg Jackson (260 yards)	1985-88
10.	10	Mark Roman (263 yards)	1996-99
	10	Chris Carrier (144 yards)	1984-87
	10	Kevin Guidry (54 yards)	1984-87
	10	Norman Jefferson (58 yards)	1983-86
	10	Liffort Hobley (120 yards)	1980-84
	10	Willie Teal (120 yards)	1976-79

**INTERCEPTION RETURN YARDS**

GAME			
1.	100	Craig Loston vs. Mississippi St. (1 INT)	2012
	100	Craig Steltz at Mississippi St. (3 INTs)	2007
	100	Greg Jackson at Mississippi St. (1 INT)	1988
	100	White Graves at Kentucky (1 INT)	1964
5.	99	Cedric Donaldson vs. Florida (2 INTs)	1997
6.	89	Morris Claiborne at Tennessee (1 INT)	2011
	89	Wayne Williams vs. Vanderbilt (2 INTs)	1991
8.	85	Patrick Peterson vs. UL-Monroe (1 INT)	2010
	85	Mark Roman vs. Tulane (1 INT)	1996
	85	Clinton Burrell vs. Tulane (2 INTs)	1974
11.	77	Billy Cannon vs. TCU (1 INT)	1959



**LaRon Landry**

**SEASON**

1.	219	Greg Jackson (7 INTs)	1988
2.	192	Cedric Donaldson (7 INTs)	1997
3.	173	Morris Claiborne (6 INTs)	2011
4.	153	Craig Steltz (6 INTs)	2007
5.	145	Billy Cannon (4 INTs)	1959
6.	141	Charles Oakley (6 INTs)	1952
7.	134	Patrick Peterson (4 INTs)	2010
8.	125	George Brancato (7 INTs)	1952
9.	117	Craig Burns (8 INTs)	1970
10.	116	Mark Roman (4 INTs)	1996

**CAREER**

1.	286	Craig Steltz (11 INTs)	2004-07
2.	274	Morris Claiborne (11 INTs)	2009-11
3.	263	Mark Roman (10 INTs)	1996-99
4.	260	Greg Jackson (11 INTs)	1985-88
5.	251	Charles Oakley (12 INTs)	1951-53
6.	199	Cedric Donaldson (8 INTs)	1996-97
7.	181	Corey Webster (16 INTs)	2001-04
8.	171	Patrick Peterson (7 INTs)	2008-10
9.	170	Jonathan Zenon (9 INTs)	2003-07
10.	168	Damien James (9 INTs)	1999-02

**PASSES DEFENDED**

**SEASON**

1.	32	Corey Webster	2003
2.	28	Travis Daniels	2003
3.	21	Chevis Jackson	2007
4.	17	Greedy Williams	2017
	17	Demetrius Hookfin	2002
	17	Corey Webster	2002
7.	16	Chevis Jackson	2006
	16	Jonathan Zenon	2006
9.	15	Patrick Peterson	2009
	15	Norman LeJeune	2002

**CAREER**

1.	62	Corey Webster	2001-04
2.	44	Chevis Jackson	2004-07
3.	40	LaRon Landry	2003-06
4.	35	Travis Daniels	2001-04
5.	34	Tre'Davious White	2013-16
	34	Morris Claiborne	2009-11
	34	Jonathan Zenon	2004-07
8.	31	Patrick Peterson	2008-10
9.	29	Tharold Simon	2010-12
	29	Demetrius Hookfin	1999-02



**Tyrann Mathieu**

**FUMBLE RECOVERIES**

**SEASON**

1.	6	Alex Knight	1976
2.	5	Tyrann Mathieu	2011
	5	Greg Dubroc	1981
4.	4	Trev Faulk	2000
	4	Ramsey Dardar	1980
	4	Lyman White	1978
	4	Sammy Grezaffi	1967

**CAREER**

1.	11	Greg Dubroc	1981-84
2.	9	Jeffery Dale	1981-84
3.	8	Tyrann Mathieu	2010-11
	8	Lyman White	1977-80
	8	Alex Knight	1974-76
6.	7	Ron Sancho	1985-88
	7	Sammy Grezaffi	1965-67
8.	6	Al Richardson	1979-82
	6	Ramsey Dardar	1980-82
	6	John Adams	1976-79
	6	Rand Dennis	1972-74

**FORCED FUMBLES**

**SEASON**

1.	6	Tyrann Mathieu	2011
2.	5	Tyrann Mathieu	2010
	5	Mark Roman	1998
4.	3	Arden Key	2016
	3	Drake Nevis	2010
	3	Harry Coleman	2009
	3	Craig Steltz	2007
	3	Danny McCray	2006
	3	Ali Highsmith	2005
	3	Jarvis Green	1999
	3	Ryan Clark	1999
	3	Joe Wesley	1998
	3	Mike Sutton	1996
	3	Gabe Northern	1995
	3	Ricardo Washington	1991

**CAREER**

1.	*11	Tyrann Mathieu	2010-11
2.	7	Ali Highsmith	2004-07
3.	6	Kelvin Sheppard	2007-10
	6	Clarence LeBlanc	1996-99
5.	5	Mark Roman	1996-99
	5	Gabe Northern	1992-95
	5	Eric Hill	1985-88
8.	4	Arden Key	2015-17
	4	Ronald Martin	2011-14
	4	Barkevious Mingo	2010-12
	4	Drake Nevis	2007-10
	4	Harry Coleman	2006-09

\* - SEC record



**Corey Webster**

**ALL-TIME FUMBLE RETURNS FOR TDs**

**YDS PLAYER**

100	Ken Kavanaugh at Rice (Oct. 9, 1937)
37	Gabe Northern vs. Michigan St. (Dec. 29, 1995) – Indy Bowl
36	Kenny Konz vs. Texas A&M (Oct. 9, 1948)
29	Lavar Edwards vs. UL-Monroe (Nov. 13, 2010)
25	Danielle Hunter vs. Mississippi St. (Sept. 20, 2014)
25	Eric Alexander vs. Arkansas (Nov. 28, 2003)
25	Dwight Robinson at Florida (Oct. 28, 1961)
24	Chris Hawkins vs. Tulane (Nov. 1, 2008)
23	Tyrann Mathieu vs. Kentucky (Oct. 1, 2011)
22	Ali Highsmith at Vanderbilt (Oct. 8, 2005)
15	Jason LeDoux at South Carolina (Oct. 18, 2003)
8	Cameron Vaughn vs. Alabama (Nov. 13, 2004)
3	Tyrann Mathieu vs. #3 Oregon (Sept. 3, 2011)
1	Johnny Robinson vs. Tulane (Nov. 30, 1957)
0	Kevin Minter at Ole Miss (Nov. 19, 2011)
0	Chuck Wiley at Alabama (Nov. 8, 1997)
0	Mike Williams vs. Kentucky (Oct. 20, 1973)
0	Walter Barnes vs. Mississippi State (Oct. 5, 1946)



**Morris Claiborne**



**Patrick Peterson**

**ALL-TIME INTERCEPTION RETURNS FOR TOUCHDOWNS**

YARDS	PLAYER
100	Craig Loston vs. #22 Mississippi State (Nov. 10, 2012)
100	Greg Jackson at Mississippi State (Nov. 12, 1988)
99	White Graves at Kentucky (Oct. 17, 1964)
85	Mark Roman vs. Tulane (Nov. 23, 1996)
85	Larry King vs. #18 Mississippi State (Nov. 12, 1955)
83	Jabbo Stell vs. Louisiana Normal (Nov. 20, 1937)
82	Dan Sandifer vs. Alabama (Nov. 9, 1946)
78	Lou Deutschmann vs. #18 Ole Miss (Oct. 31, 1953)
76	Jim Barton vs. Southeastern Louisiana (Nov. 19, 1949)
73	John Aubrey Adams vs. Indiana (Sept. 16, 1978)
72	Tommy Casanova vs. Mississippi State (Nov. 12, 1977)
71	Greg Jackson vs. Tulane (Nov. 26, 1988)
66	Johnny Mitchell at #12 Alabama (Nov. 6, 1998)
66	Pat Rogers at Kentucky (Oct. 14, 1995)
65	Y.A. Tittle vs. Alabama (Nov. 9, 1946)
56	Damien James vs. Houston (Sept. 9, 2000)
53	Mark Roman at #10 Notre Dame (Nov. 21, 1998)
51	Jim Cason vs. Rice (Sept. 29, 1945)
50	Fred Booker vs. San Jose State (Sept. 4, 1999)
50	Billy Cannon vs. Baylor (in Shreveport, La.) (Oct. 3, 1959)
48	Travis Daniels at Mississippi State (Sept. 27, 2003)
46	Ron Brooks at Ole Miss (Nov. 19, 2011)
45	Ronald Martin vs. Idaho (Sept. 15, 2012)
45	Morris Claiborne vs. #12 Georgia (Dec. 3, 2011) SEC Championship Game
45	Corey Webster at #16 Florida (Oct. 12, 2002)
45	Norman Hodgins vs. Texas A&M (Sept. 23, 1973)
44	Carlton Buckels vs. Arkansas State (Oct. 12, 1991)
44	James Britt vs. Tennessee (Oct. 9, 1982)
43	Duane Leopard vs. Tulane (Nov. 30, 1957)
42	Lloyd Frye at Rice (Sept. 27, 1969)
42	Gerry Kent vs. Baylor (Oct. 5, 1968)
42	John Garlington at Rice (Sept. 24, 1966)
41	Jonathan Zenon vs. Arizona (Sept. 9, 2006)
39	Raion Hill at #14 Auburn (Sept. 21, 1996)
37	Patrick Peterson at Mississippi State (Sept. 26, 2009)
37	Jeffrey Dale vs. Ole Miss (Nov. 3, 1984)
36	Johnny Mitchell vs. Idaho (Sept. 26, 1998)
36	Corey Raymond (TD, 30)/Anthony Marshall (INT, 6) vs. Arkansas St. (Oct. 12, 1991)
36	Michael Brooks vs. #7 Texas A&M (Sept. 13, 1986)
35	Marcus Spears vs. Mississippi State (Sept. 25, 2004)
35	Al Doggett vs. Tulane (Nov. 28, 1953)

YARDS	PLAYER
32	Ron Brooks vs. Louisiana-Monroe (Nov. 13, 2010)
32	Damien James vs. The Citadel (Sept. 7, 2002)
31	Mark Roman vs. North Texas (Sept. 11, 1999)
31	Cedric Donaldson vs. #1 Florida (Oct. 11, 1997)
31	Cedric Donaldson vs. Texas-El Paso (Sept. 6, 1997)
31	David Walkup vs. Arkansas State (Oct. 12, 1991)
31	Jimmy Taylor vs. Kentucky (Oct. 19, 1957)
30	Jeff Burkett vs. Ole Miss (Nov. 2, 1946)
30	Albert Sanders at #12 Georgia (Oct. 20, 1945)
29	Kendell Beckwith vs. New Mexico State (Sept. 27, 2014)
29	Jacob Cutrera at Washington (Sept. 5, 2009)
29	Jack Hunt vs. Louisiana Tech (Nov. 1, 2003)
28	Ron Brooks vs. #19 Auburn (Oct. 22, 2011)
27	Jim Gainey vs. Colorado (Sept. 11, 1971)
27	Bob Ziegler vs. Arkansas (in Shreveport, La.) (Nov. 24, 1956)
26	Norman Jefferson at Vanderbilt (Oct. 12, 1985)
25	Joseph Wesley vs. North Texas (Oct. 21, 1995)
25	Gary Champagne vs. #10 Colorado (Sept. 15, 1973)
24	Tory James vs. #15 Texas A&M (Sept. 3, 1994)
24	Greg Jackson at Florida (Oct. 4, 1986)
23	Lavar Edwards vs. Idaho (Sept. 15, 2002)
22	Rodney Young at Tulane (Nov. 19, 1994)
22	Wendall Nealy vs. Villanova (in Shreveport, La.) (Nov. 24, 1951)
21	Tre'Davious White vs. Wisconsin (in Green Bay, Wisc.) (Sept. 3, 2016)
21	Clarence LeBlanc at Auburn (Sept. 19, 1998)
21	Wilbert Abney vs. Vanderbilt (Oct. 27, 1945)
20	Jonathan Zenon vs. Louisiana-Lafayette (Sept. 2, 2006)
20	Marcus Spears vs. #3 Oklahoma (Jan. 4, 2004) BCS National Championship Game
20	Ron Sancho vs. #10 Texas A&M (Sept. 3, 1988)
18	Jonathan Zenon vs. #14 Tennessee (Dec. 1, 2007) SEC Championship Game
18	Lionel Turner vs. #5 Georgia (Dec. 6, 2003) – SEC Championship Game
18	Abner Wimberly at Georgia (Oct. 4, 1947)
12	William Gunnels vs. Rice (Sept. 24, 1977)
10	Demetrius Hookfin vs. South Carolina (Oct. 19, 2002)
8	Don Addison at Miami (Fla.) (Oct. 10, 1969)
3	Kenneth Hollis vs. #10 Tennessee (Sept. 26, 2005)
1	Travis Daniels vs. Arkansas State (Sept. 11, 2004)
1	Ricardo Washington vs. Vanderbilt (Sept. 21, 1991)

Record for TD Returns: 3 vs. Arkansas St., Oct. 12, 1991  
 Games with 2 TD Returns: 2 vs. Idaho, Sept. 15, 2012; 2 vs. Alabama, Nov. 9, 1946



## Total Offense

### PLAYS

#### GAME

1.	99	vs. Tulane	1969
2.	98	at Tulane	1968
	98	vs. Wyoming	1977
	98	vs. Kentucky	1985
3.	97	vs. Illinois*	2001
4.	96	vs. Baylor	1970
	96	at Florida	1977
6.	95	vs. Florida	1977
	95	at Florida	1978
	95	vs. Texas*	2002
	95	vs. Arkansas	2007

#### SEASON

1.	1,054 (6,152 total yards)	2007
2.	994 (5,857 total yards)	2003
3.	959 (6,013 total yards)	2001
4.	957 (4,917 total yards)	1977
5.	940 (4,371 total yards)	1985
6.	928 (4,219 total yards)	1972
7.	917 (4,016 total yards)	1970
8.	913 (4,491 total yards)	1978
9.	908 (4,677 total yards)	1971
10.	899 (4,739 total yards)	1982

## YARDS

### GAME

1.	746	vs. Rice (502 rush, 244 pass)	1977
2.	680	vs. W. Carolina (195 rush, 485 pass)	2000
3.	672	vs. Furman (332 rush, 340 pass)	2013
4.	664	vs. Rice (436 rush, 228 pass)	1987
5.	653	vs. Louisiana Tech (281 rush, 372 pass)	2003

#### SEASON

1.	6,152 (2,998 rush, 3,154 pass)	2007
2.	6,013 (1,991 rush, 4,022 pass)	2001
3.	5,893 (2,630 rush, 3,263 pass)	2013
4.	5,857 (2,600 rush, 3,257 pass)	2003
5.	5,427 (2,155 rush, 3,272 pass)	2006

## YARDS PER PLAY

### GAME

1.	10.9	vs. Southern Miss	2016
2.	10.8	vs. Furman	2013
3.	10.4	vs. Kent State	2013
4.	10.3	vs. Texas Tech*	2015
5.	10.1	vs. Rice	1987

#### SEASON

1.	6.9	2013
2.	6.7	2016
	6.7	2015
	6.7	1945
5.	6.6	2006

## YARDS PER GAME

### SEASON

1.	453.3	2013
2.	451.5	2001
3.	440.3	1987
4.	439.4	2007
5.	437.2	2015

## TD'S BY RUSHING AND PASSING

### SEASON

1.	64 (35 rush, 29 pass)	2007
2.	60 (37 rush, 23 pass)	2013
3.	56 (35 rush, 21 pass)	2011
4.	55 (25 rush, 30 pass)	2006
5.	54 (24 rush, 30 pass)	2003

## TIME OF POSSESSION

### GAME (SINCE 1978)

1.	42:33	vs. Missouri	2016
2.	41:48	at Florida	1978
3.	41:43	at South Carolina	2003
4.	41:13	at Texas A&M	2014
5.	41:06	at Tennessee	2006
6.	40:19	Texas A&M	2013
7.	39:53	South Carolina	2015
8.	39:30	at Alabama	1982
9.	39:16	vs. Illinois*	2001
10.	39:15	Alabama	2012

## Rushing

### RUSHES

#### GAME

1.	83	vs. Wyoming (487 yards)	1977
2.	82	vs. Florida (385 yards)	1977
3.	79	at Florida (315 yards)	1978
4.	76	vs. Ole Miss (426 yards)	1976
5.	75	vs. Tulane (334 yards)	1974

#### SEASON

1.	675 (2,622 yards)	1973
2.	674 (3,352 yards)	1977
3.	663 (3,041 yards)	1976
4.	655 (2,525 yards)	1974
5.	621 (2,919 yards)	2014

## YARDS

### GAME

1.	503	vs. Oregon (69 atts.)	1977
2.	502	vs. Rice (72 atts.)	1977
3.	475	vs. Wyoming (83 atts.)	1977
4.	441	vs. Rice (69 atts.)	1978
5.	437	vs. Colorado (74 atts.)	1974

#### SEASON

1.	3,352 (674 atts.)	1977
2.	3,082 (505 atts.)	2015
3.	3,041 (663 atts.)	1976
4.	2,998 (612 atts.)	2007
5.	2,973 (563 atts.)	2017

## YARDS PER RUSH

### GAME

1.	10.1	vs. Rice (43/436)	1987
2.	9.7	vs. Texas Tech* (39/377)	2015

#### SEASON

1.	6.8	1945
----	-----	------

## YARDS PER GAME

### SEASON

1.	304.7 (3,352 yards)	1977
2.	274.5 (3,041 yards)	1976
3.	256.8 (3,082 yards)	2015
4.	256.6 (2,823 yards)	1997
5.	243.5 (2,678 yards)	1978

## RUSHING TOUCHDOWNS

### GAME

1.	8	at Kentucky	1997
	8	vs. Baylor	1969
	8	vs. Tulane	1961

#### SEASON

1.	37	2013
2.	36	2015
3.	35	2011
	35	2007
	35	1977

## Passing

### PASSES ATTEMPTED

#### GAME

1.	69	vs. Auburn (33 comp.)	1999
2.	56	at Tulane (26 comp.)	1979
3.	53	vs. Illinois* (31 comp.)	2001
4.	52	vs. Florida (20 comp.)	1995
5.	51	vs. Mississippi State (33 comp.)	1983
	51	at Ole Miss (26 comp.)	2015

#### SEASON

1.	442 (256 comp.)	2007
2.	411 (238 comp.)	2001
3.	405 (200 comp.)	1999
4.	401 (255 comp.)	2003
5.	391 (206 comp.)	2008

### PASSES COMPLETED

#### GAME

1.	35	at Alabama (44 atts.)	2001
2.	33	vs. Auburn (69 atts.)	1999
	33	vs. Mississippi State (51 atts.)	1983
4.	31	vs. Tennessee (51 atts.)	1989
	31	at Notre Dame (42 atts.)	1985
	31	vs. Illinois* (53 atts.)	2001

#### SEASON

1.	256 (442 atts.)	2007
2.	255 (401 atts.)	2003
3.	245 (368 atts.)	2006
4.	238 (411 atts.)	2001
5.	220 (366 atts.)	1985

### HIGHEST PERCENTAGE PASSES COMPLETED

#### GAME

(Min. 20 atts.)			
1.	.862	vs. Mississippi State (25-29)	2013
2.	.857	vs. Alabama (18-21)	2006
	.857	vs. North Texas (24-28)	2005

#### (Min. 30 atts.)

1.	.813	at South Carolina (26-32)	2003
2.	.806	vs. Louisiana Tech (25-31)	2003

#### SEASON

(Min. 200 atts.)			
1.	.666	(245-368)	2006
2.	.636	(255-401)	2003
3.	.635	(162-255)	1982
4.	.629	(205-326)	2013
5.	.620	(173-279)	2011

### MOST PASS ATTEMPTS W/O AN INTERCEPTION

#### GAME

1.	53	vs. Illinois*	2001
2.	49	vs. Tennessee	1989
3.	47	vs. Arkansas	2007
4.	44	vs. Mississippi State	1991
5.	43	at Tennessee	2001

### PASSES HAD INTERCEPTED

#### GAME

1.	6	at Auburn	1994
	6	vs. Tennessee	1939
3.	5	at Auburn	1938
	5	at Auburn	1939
	5	vs. Holy Cross	1941
	5	at Georgia Tech	1943
	5	vs. Ole Miss	1954
	5	vs. Alabama	1975
	5	vs. Nebraska*	1984

#### SEASON

1.	25	1999
2.	21	1994
3.	19	5 times (1956, 1954, 1951, 1941, 1940)

## YARDS GAINED PER GAME PASSING

SEASON	YARDS	YEAR
1.	298.2 (3,578 yards)	2001
2.	258.1 (2,839 yards)	1989
3.	251.7 (3,272 yards)	2006
4.	251.0 (3,263 yards)	2013
5.	245.3 (2,698 yards)	2000

## TOUCHDOWN PASSES

GAME	TOUCHDOWNS	YEAR
1.	7 vs. Ohio	1989
2.	5 vs. Tulane	1946
5.	5 vs. Rice	1977
5.	5 vs. Cal State Fullerton	1987
5.	5 vs. Akron	1997
5.	5 vs. Western Carolina	2000
5.	5 vs. UAB	2013

## SEASON

1.	30	2006
	30	2003
3.	29	2007
4.	26	1989
5.	24	2000

## Scoring

### POINTS

GAME	POINTS	YEAR
1.	93 vs. Louisiana-Lafayette	1936
2.	77 vs. Rice	1977
3.	70 vs. Arkansas State	1991
4.	66 vs. Wyoming	1977
5.	63 vs. New Mexico State	2014
63.	vs. Idaho	2012
63.	at Kentucky	1997
63.	vs. New Mexico State	1996
63.	vs. Baylor	1969

## SEASON

1.	541	2007
2.	500	2011
3.	475	2003
4.	465	2013
5.	438	2006

## POINTS PER GAME

SEASON	POINTS PER GAME	YEAR
1.	38.6	2007
2.	35.8	2013
3.	35.7	2011
4.	34.9	1969
5.	34.1	1977

## POINTS IN A HALF

1.	56 at Tulane (2nd)	1958
2.	52 vs. Louisiana-Lafayette (1st)	1936
3.	49 vs. Louisiana Tech (1st)	2003
49.	vs. Rice (2nd)	1977

## MOST POINTS IN A QUARTER

1.	35 vs. Rice (3rd)	1977
35.	at Tulane (4th)	1958
3.	30 vs. Troy (4th)	2008
4.	28 vs. Southern Miss (3rd)	2016
28.	vs. New Mexico State (2nd)	2014
28.	at Mississippi State (4th)	2013
28.	vs. Georgia Tech* (2nd)	2008
28.	at Arizona State (4th)	2005
28.	vs. Louisiana Tech (1st)	2003
28.	vs. New Mexico State (2nd)	1996
28.	vs. Ole Miss (4th)	1970
28.	vs. Tulane (1st)	1965
28.	vs. Louisiana-Lafayette (3rd)	1936

## TOTAL TOUCHDOWNS

GAME	TOUCHDOWNS	YEAR
1.	11 vs. Rice	1977
2.	9 Several: Last vs. New Mexico State	2014

## SEASON

1.	66	2007
2.	65	2011
3.	63	2003
4.	61	2013
5.	59	2006

## PAT'S BY KICKING

GAME	PAT'S	YEAR
1.	11 vs. Rice	1977
2.	9 Several: Last vs. New Mexico State	2014

## SEASON

1.	63	2007
2.	62	2011
3.	60	2013
4.	57	2006
	57	2003

## CONSECUTIVE PAT'S

SEASON	CONSECUTIVE PAT'S	YEAR
1.	63	2007
2.	59	2006
	59	2003

## OVERALL

1.	147 (Alleman 106, Delahoussaye 41)	2011-13
2.	110 (Brownlyke 109, Lewis 1)	1986-89
3.	106 (David 104, Gaudet 2)	2006-08

## FIELD GOALS

GAME	FIELD GOALS	YEAR
1.	5 vs. Mississippi State	2010
2.	4 at Ole Miss	2017
4.	at Mississippi State	2011
4.	vs. Miami (Fla.)*	2005
4.	vs. Arkansas	2009
4.	at Kentucky	2007
4.	vs. Miami (Ohio)	2002
4.	at Auburn	1994
4.	at Mississippi State	1993
4.	at Ohio State	1988
4.	at Georgia	1987
4.	vs. Ole Miss	1986
4.	at Mississippi State	1986
4.	at Kentucky	1978

## SEASON

1.	28	2010
2.	26	2007
3.	21	2012
4.	19	1986
5.	18	2008

## Punting

### MOST PUNTS

GAME	PUNTS	YEAR
1.	17 vs. Mississippi State	1940
17.	at Tennessee	1942

## SEASON

1.	104	1941
2.	87	1942
3.	83	1951
4.	82	1952
5.	80	1950
	80	1948

## YARDS PUNTED

GAME	YARDS PUNTED	YEAR
1.	664 vs. Mississippi State (17 punts)	1940

## SEASON

1.	4,010	1941
----	-------	------

## PUNTING YARDS PER GAME

GAME	PUNTING YARDS PER GAME	YEAR
(Min. 5 Punts)		
1.	53.2 at Mississippi State (5/266)	1997
2.	52.4 vs. Arkansas (5/262)	1999
3.	51.3 at Ole Miss (7/359)	1957
(Min. 10 Punts)		
1.	47.3 at Ole Miss (10-473)	1960

## SEASON

1.	46.0 (54/2,486)	1997
----	-----------------	------

## Kickoff Returns

### RETURNS

GAME	RETURNS	YEAR
1.	9 vs. Florida (168 yards)	2008
2.	8 vs. Georgia (193 yards)	2008
8.	vs. Florida (166 yards)	1993
8.	vs. Miami (190 yards)	1988
8.	vs. Tulane (185 yards)	1948

## SEASON

1.	54	2008
2.	47	1989

## YARDS RETURNED

GAME	YARDS RETURNED	YEAR
1.	193 vs. Georgia	2008
2.	178 vs. Alabama	1983

## SEASON

1.	1,190 (46 returns)	2010
----	--------------------	------

## Punt Returns

### RETURNS

GAME	PUNT RETURNS	YEAR
1.	13 at Tulane	1937

## SEASON

1.	72	1937
----	----	------

## YARDS RETURNED

GAME	YARDS RETURNED	YEAR
1.	205 vs. Ole Miss (6 returns, 3 TDs)	1970
2.	192 vs. Baylor (5 returns 0 TDs)	1969

## SEASON

1.	1,004	1937
----	-------	------

## Miscellaneous

### GAMES PLAYED

SEASON	GAMES PLAYED	YEAR
1.	14	2011
	14	2007
	14	2003
4.	13	10 times
		2017, '14, '13, '12, '10, '08, '06, '05, '02, '01

## WINS

SEASON	WINS	YEAR
1.	13	2011
	13	2003
3.	12	2007
4.	11	4 times (2010, 2006, 2005, 1958)

## CONSECUTIVE WINS

SEASON	CONSECUTIVE WINS	YEAR
1.	13	2011
2.	11	1958
3.	10	1961
4.	9	2005
	9	1973
	9	1935

**OVERALL**

1.	19	1957-59
2.	15	1907-09
3.	14	2010-11
4.	13	2006-07
5.	11	1971-72
	11	1961-62

**SEC WINS**

**SEASON**

1.	8	2011
2.	7	2003
	7	2005
4.	6	12 times

2017, '13, '12, '10, '07, '06, '04, 1997, '96, '88, '61, '58, '36

**CONSECUTIVE SEC WINS**

**OVERALL**

1.	13	1935-37
2.	11	1960-62
3.	10	1957-59
4.	9	2011-12
	9	1969-71

**MOST FIRST DOWNS**

**GAME**

1.	35	vs. Mississippi State	1969
----	----	-----------------------	------

**SEASON**

1.	316	2007
2.	298	2003

**MOST YARDS PENALIZED**

**GAME**

1.	184	at Florida	1961
----	-----	------------	------

**SEASON**

1.	880	2007
2.	790	1989

**MOST FUMBLES LOST**

**GAME**

1.	6	vs. Rice	1974
	6	vs. Georgia	1952
	6	vs. Texas	1952
	6	at Rice	1951

**SEASON**

1.	29	1974
----	----	------

**Total Defense**

**FEWEST YARDS ALLOWED**

**GAME**

1.	26	vs. Mercer	1940
----	----	------------	------

**SEASON**

1.	1,236	1937
----	-------	------

**FEWEST YARDS ALLOWED PER GAME**

**SEASON**

1.	123.6	1937
2.	143.2	1959
3.	170.3	1961
4.	175.7	1964
5.	191.4	1958

**Rushing Defense**

**FEWEST YARDS ALLOWED**

**GAME**

1.	-50	vs. Ole Miss	1982
2.	-43	vs. Mercer	1940

**SEASON**

1.	389	1969
2.	574	1970
3.	687	1937
4.	794	1961
5.	832	1962

**FEWEST YARDS ALLOWED PER GAME**

**SEASON**

1.	38.9	1969
2.	52.2	1970
3.	62.5	1937
4.	67.0	2003
5.	79.4	1961

**Passing Defense**

**FEWEST YARDS ALLOWED**

**GAME**

1.	0	vs. Alabama	1971
	0	vs. Ole Miss	1958
	0	at Alabama	1958
	0	vs. Texas Tech	1954
	0	vs. Ole Miss	1942
	0	vs. Louisiana Normal	1942
	0	vs. Auburn	1939
	0	vs. Texas	1937
	0	vs. Florida	1937

**FEWEST YARDS ALLOWED PER GAME**

**SEASON**

1.	52.4	1959
2.	54.9	1937
3.	64.2	1955
4.	65.1	1941
5.	67.4	1946

**MOST INTERCEPTIONS**

**GAME**

1.	8	vs. Villanova	1951
----	---	---------------	------

**SEASON**

1.	27	1984
	27	1986
3.	25	1953
	25	1970
5.	23	1945
	23	1946
	23	1951
	23	2007

**MOST INTERCEPTIONS**

**RETURNED FOR TOUCHDOWNS**

**GAME**

1.	3	vs. Arkansas State	1991
----	---	--------------------	------

**SEASON**

1.	4	1991
----	---	------

**MOST DEFENSIVE TOUCHDOWNS**

**GAME**

1.	3	vs. Arkansas State	1991
----	---	--------------------	------

**SEASON**

1.	7	2003
----	---	------

**MOST SACKS**

**GAME**

1.	9	at Tulane	1994
2.	8	vs. Louisville	2016
3.	7	vs. South Carolina	1987
	7	at South Carolina	1995
	7	Alabama	1996
	7	vs. Notre Dame	1997
	7	Louisiana-Lafayette	2002
	7	at Alabama	2007
	7	Sam Houston State	2014

**SEASON**

1.	44 (14 games)	2003
2.	41 (12 games)	1995
3.	40 (11 games)	1994
4.	39 (14 games)	2011
	39 (13 games)	2006
6.	38 (13 games)	2005
	38 (12 games)	1997
8.	37 (14 games)	2007
	37 (12 games)	2004
10.	36 (12 games)	2016

**Scoring Defense**

**FEWEST POINTS ALLOWED**

**GAME**

1.	0	vs. many opponents	
		Last: vs. BYU	2017 (27-0)

**SEASON**

1.	27	1937
	27	1933
3.	29	1959
4.	33	1936
5.	34	1962

**FEWEST POINTS ALLOWED PER GAME**

**SEASON**

1.	2.7	1937
----	-----	------

**FEWEST TOUCHDOWNS ALLOWED**

**SEASON**

1.	3	1959
----	---	------

**MOST SHUTOUTS**

**SEASON**

1.	6	1937
	6	1933
	6	1962
4.	5	5 times (1961, '59, '38, '36, '35)

\*- Denotes bowl game

# LSU Record Book - Yearly Offensive Stats

	G	PLAYS	YDS	YPG	RUSHING					PASSING							
					RUSH	YDS	YPG	TDS	ATT	COMP.	YDS	YPG	COMP%	TDS	INTS.	POINTS	PPG
2017	13	863	5,344	411.1	563	2,699	207.6	25	300	179	2,645	203.5	60.0	17	4	354	27.2
2016	12	757	5,077	423.1	459	2,796	233.0	30	298	174	2,281	190.1	58.4	12	7	340	28.3
2015	12	783	5,247	437.2	505	3,082	256.8	36	278	149	2,165	180.4	53.6	13	6	394	32.8
2014	13	897	5,037	387.5	621	2,919	224.5	25	276	138	2,118	162.9	50.0	17	9	359	27.6
2013	13	849	5,893	<b>453.3</b>	523	2,630	202.3	<b>37</b>	326	205	3,263	251.0	62.9	23	9	465	35.8
2012	13	883	4,865	374.2	527	2,258	173.7	29	356	208	2,607	200.5	58.4	12	7	387	29.8
2011	14	870	4,971	355.1	591	2,836	202.6	35	279	173	2,135	152.5	62.0	21	5	500	35.7
2010	13	839	4,437	341.3	538	2,414	185.7	29	301	173	2,023	155.6	57.4	10	11	386	29.7
2009	13	771	3,959	304.5	435	1,596	122.8	15	336	198	2,363	181.8	58.9	19	8	323	24.8
2008	13	886	4,785	368.1	495	2,168	166.8	27	391	206	2,617	201.3	52.7	21	18	402	30.9
2007	14	<b>1,054</b>	<b>6,152</b>	439.4	612	2,998	214.1	35	<b>442</b>	<b>256</b>	3,154	225.3	57.9	29	13	<b>541</b>	<b>38.6</b>
2006	13	818	5,427	417.5	450	2,155	165.8	25	368	245	3,272	251.7	<b>66.6</b>	<b>30</b>	9	438	33.7
2005	13	869	4,863	374.1	509	1,951	150.1	21	360	216	2,912	224.0	60.0	22	10	383	29.5
2004	12	825	4,747	395.6	506	2,326	193.8	20	319	179	2,421	201.8	56.1	19	10	344	28.7
2003	14	994	5,857	418.4	593	2,600	185.7	24	401	255	3,257	201.8	63.6	28	14	475	33.9
2002	13	883	4,550	350.0	558	2,560	196.9	19	325	155	1,990	153.1	47.7	16	8	323	24.8
2001	12	862	5,418	451.5	451	1,840	153.3	28	411	238	<b>3,578</b>	<b>298.2</b>	57.9	18	12	371	30.9
2000	11	746	4,140	376.4	393	1,442	131.1	13	353	183	2,698	245.3	51.8	24	16	292	26.5
1999	11	713	3,319	301.7	308	907	82.5	13	405	200	2,412	219.3	49.4	11	<b>25</b>	223	20.3
1998	11	740	4,231	384.6	432	1,853	168.5	23	348	188	2,378	216.2	54.0	18	9	337	30.6
1997	11	746	4,517	410.6	521	2,823	256.6	34	225	137	1,694	154.0	60.9	11	7	346	31.5
1996	11	737	4,399	399.9	488	2,322	211.1	33	249	131	2,077	188.8	52.6	8	11	325	29.5
1995	11	727	3,924	356.7	410	1,635	148.6	18	317	175	2,289	208.1	55.2	14	8	279	25.4
1994	11	753	3,791	344.6	418	1,756	159.6	13	335	175	2,426	220.5	52.2	17	21	270	24.6
1993	11	759	3,451	313.7	418	1,449	131.7	12	341	161	2,002	182.0	47.2	9	16	190	17.3
1992	11	696	3,309	300.8	381	1,322	120.2	14	315	161	1,987	180.6	51.1	8	20	175	15.9
1991	11	711	3,561	323.7	396	1,710	155.5	10	315	174	2,147	195.2	55.2	14	13	248	22.6
1990	11	730	3,447	313.4	464	1,982	180.2	10	266	133	1,755	159.5	50.0	10	6	183	16.6
1989	11	728	4,293	390.3	401	1,454	132.2	10	327	188	2,839	258.1	57.5	26	12	295	26.8
1988	11	764	3,796	345.1	425	1,581	143.7	9	339	182	2,439	221.7	53.7	14	12	239	21.7
1987	11	747	4,843	440.3	436	2,289	208.1	24	311	187	2,554	232.2	60.1	18	10	335	30.5
1986	11	800	4,544	413.1	465	2,110	191.8	11	335	207	2,623	238.5	61.8	21	12	291	26.5
1985	11	882	4,284	389.5	516	2,405	218.6	22	366	220	2,267	206.1	60.1	6	10	220	20.0
1984	11	821	4,243	385.7	497	1,984	180.4	24	324	183	2,259	205.4	56.5	12	14	305	27.7
1983	11	788	4,129	375.4	448	1,583	143.9	22	340	194	2,546	231.5	57.1	7	18	251	22.8
1982	11	839	4,544	413.1	584	2,526	229.6	26	255	162	2,018	183.5	63.5	21	8	365	33.2
1981	11	763	3,403	309.4	496	1,493	135.7	26	267	163	1,910	173.6	61.0	6	12	169	15.4
1980	11	743	3,185	289.5	564	1,952	177.5	19	179	99	1,233	112.1	55.3	9	7	213	19.4
1979	11	791	3,919	356.3	496	1,858	168.9	26	295	137	2,061	187.4	46.4	7	14	241	21.9
1978	11	837	4,127	375.2	613	2,678	243.5	25	224	111	1,449	131.7	49.6	5	11	264	24.0
1977	11	872	4,542	412.9	674	<b>3,352</b>	<b>304.7</b>	35	198	85	1,190	108.2	42.9	12	6	375	34.1
1976	11	840	3,972	361.1	663	3,041	276.5	29	177	72	931	84.6	40.7	3	10	255	23.2
1975	11	771	3,001	272.8	575	1,935	175.9	15	196	83	1,066	96.9	42.3	4	17	159	14.5
1974	11	799	3,438	312.5	655	2,525	229.5	23	144	59	913	83.0	41.0	2	7	202	18.4
1973	11	818	3,832	348.4	<b>675</b>	2,622	238.4	21	143	76	1,210	110.0	53.1	9	13	258	23.5
1972	11	856	3,942	358.4	609	2,241	203.7	11	247	125	1,701	154.6	50.6	17	12	235	21.4
1971	11	832	4,263	387.5	590	2,501	227.4	21	242	123	1,762	160.2	50.8	20	11	320	29.1
1970	11	840	3,738	339.8	599	1,702	154.7	21	241	126	2,036	185.1	52.3	11	14	277	25.2
1969	10	860	4,089	408.9	591	2,202	220.2	30	269	139	1,887	188.7	51.7	14	13	349	34.9
1968	10	796	3,507	350.7	567	1,962	196.2	19	229	121	1,545	154.5	52.8	6	13	190	19.0
1967	10	741	3,605	360.5	554	2,361	236.1	27	187	95	1,244	124.4	50.8	6	9	248	24.8
1966	10	669	2,466	246.6	537	1,859	185.9	11	132	56	607	60.7	42.4	4	9	135	13.5
1965	10	645	3,073	307.3	497	2,077	207.7	23	148	73	996	99.6	49.3	8	9	251	25.1
1964	10	665	2,639	263.9	483	1,694	169.4	4	182	86	945	94.5	47.3	5	11	115	11.5
1963	10	612	2,499	249.9	518	2,087	208.7	16	94	42	412	41.2	44.7	2	8	135	13.5
1962	10	644	2,679	267.9	536	1,960	196.0	16	108	40	719	71.9	37.0	3	4	162	16.2
1961	10	636	2,900	290.0	516	2,196	219.6	23	120	52	704	70.4	43.3	4	6	234	23.4
1960	10	608	2,429	242.9	484	1,709	170.9	9	124	57	720	72.0	46.0	4	9	105	10.5
1959	10	641	2,600	260.0	510	1,866	186.6	15	131	59	734	73.4	45.0	8	9	164	16.4
1958	10	583	2,787	278.7	441	1,965	196.5	28	142	62	822	82.2	43.7	11	8	275	27.5
1957	10	570	2,447	244.7	477	1,936	193.6	16	93	34	511	51.1	36.6	3	8	159	15.9
1956	10	653	2,533	253.3	505	1,803	180.3	11	148	54	730	73.0	36.5	3	19	104	10.4
1955	10	655	2,516	251.6	491	1,670	167.0	9	164	65	846	84.6	39.6	8	18	139	13.9
1954	11	654	2,547	231.5	507	1,803	163.9	14	147	54	744	67.6	36.7	5	20	125	11.4
1953	11	693	2,933	266.6	518	2,059	187.2	21	175	77	874	79.5	44.0	5	14	194	17.6
1952	10	614	2,681	268.1	436	1,827	182.7	17	178	76	854	85.4	42.7	4	13	148	14.8
1951	11	794	2,962	269.3	602	1,977	179.7	15	192	79	985	89.5	41.1	2	19	128	11.6
1950	11	690	2,866	260.5	518	1,981	180.1	16	172	62	885	80.5	36.0	7	12	168	15.3

NOTE: Bowl games are not included in stats until 2002.

**BOLD:** Indicates school record

	G	PLAYS	YDS	YPG	RUSHING				PASSING				INTS.	POINTS	PPG	
					YDS	YPG	TDS	ATT	COMP.	YDS	YPG	COMP%				
2017	13	811	4,108	316.0	1,669	128.4	16	202	378	2,439	187.6	53.4	11	12	246	18.9
2016	12	793	3,773	314.4	1,407	117.2	7	364	194	2,366	197.2	53.3	9	9	189	15.8
2015	12	806	4,166	347.2	1,475	122.9	14	419	236	2,691	224.2	56.3	22	10	291	24.2
2014	13	845	4,119	316.8	1,985	152.6	16	385	199	2,134	164.2	51.7	10	10	228	17.5
2013	13	872	4,429	340.7	1,862	143.2	15	398	223	2,567	197.5	56.0	15	11	286	22.0
2012	13	897	3,999	307.6	1,321	101.6	14	457	254	2,678	206.0	55.6	15	18	228	17.5
2011	14	897	3,661	261.5	1,261	90.1	7	437	229	2,400	171.4	52.4	7	18	158	11.3
2010	13	822	3,993	307.2	1,785	137.3	15	344	196	2,208	169.8	56.9	15	19	237	18.2
2009	13	910	4,259	327.6	1,734	133.4	6	416	222	2,525	194.2	53.4	13	13	211	16.2
2008	13	846	4,232	325.5	1,432	110.2	17	425	227	2,800	215.4	53.4	15	8	314	24.2
2007	14	915	4,043	288.8	1,485	106.1	14	451	212	2,558	182.7	47.0	19	23	279	19.9
2006	13	764	3,156	242.8	1,262	97.1	7	364	172	1,894	145.7	47.3	11	16	164	12.6
2005	13	833	3,469	266.8	1,190	91.5	8	431	204	2,279	175.3	47.3	12	10	185	14.2
2004	12	743	3,083	256.9	1,197	99.8	7	333	160	1,886	157.2	48.0	16	14	205	17.1
2003	14	877	3,528	252.0	938	67.0	5	477	213	2,590	185.0	44.7	12	21	154	11.0
2002	13	825	3,728	286.8	1,743	134.1	16	361	163	1,985	152.7	45.1	13	17	238	18.3
2001	12	832	4,752	396.0	1,399	116.6	9	457	261	3,353	279.4	57.1	25	18	268	22.3
2000	11	788	3,861	351.0	1,483	134.8	9	401	220	2,378	216.2	54.9	15	9	221	20.1
1999	11	800	3,840	349.1	1,675	152.3	18	200	188	2,165	196.8	94.0	11	17	259	23.5
1998	11	760	4,496	408.7	1,462	132.9	12	339	213	3,034	275.8	62.8	23	9	279	25.4
1997	11	788	3,821	347.4	1,274	115.8	13	404	203	2,547	231.5	50.2	11	14	179	16.3
1996	11	740	3,533	321.2	1,686	153.3	16	306	150	1,847	167.9	49.0	9	10	203	18.5
1995	11	789	3,398	308.9	1,491	135.5	11	343	158	1,907	173.4	46.1	8	13	160	14.6
1994	11	711	3,211	291.9	1,874	170.4	14	299	162	1,746	158.7	54.2	9	15	271	24.6
1993	11	734	4,353	395.7	2,149	195.4	20	300	176	2,204	200.4	58.7	20	13	308	28.0
1992	11	830	4,110	373.6	2,332	212.0	21	279	149	1,778	161.6	53.4	8	11	261	23.7
1991	11	789	4,229	384.5	2,676	243.3	22	241	125	1,782	162.0	51.9	11	11	263	23.9
1990	11	755	3,739	339.9	2,528	229.8	20	244	122	1,395	126.8	50.0	8	19	238	21.6
1989	11	800	4,172	379.3	2,166	196.9	23	296	173	2,006	182.4	58.4	5	14	252	22.9
1988	11	729	3,216	292.4	1,463	133.0	9	339	168	1,956	177.8	49.6	6	15	181	16.5
1987	11	749	3,530	320.9	1,726	156.9	8	310	169	1,804	164.0	54.5	9	11	171	15.5
1986	11	748	3,528	320.7	1,672	152.0	8	320	181	2,112	192.0	56.6	9	26	155	14.1
1985	11	751	3,336	303.3	1,428	129.8	6	363	185	2,158	196.2	51.0	6	20	113	10.3
1984	11	842	3,812	346.5	1,771	161.0	12	359	178	2,041	185.5	49.6	7	<b>27</b>	198	18.0
1983	11	751	3,589	326.3	1,863	169.4	19	262	145	1,726	156.9	55.3	11	16	253	23.0
1982	11	704	2,707	246.1	1,004	91.3	6	298	157	1,703	154.8	52.7	12	13	170	15.5
1981	11	762	3,698	336.2	2,096	190.5	26	201	105	1,602	145.6	52.2	16	11	272	24.7
1980	11	763	3,067	278.8	1,925	175.0	16	226	91	1,142	103.8	40.3	7	15	193	17.5
1979	11	793	3,336	303.3	1,784	162.2	7	265	120	1,552	141.1	45.3	10	14	141	12.8
1978	11	749	3,122	283.8	1,570	142.7	9	257	114	1,552	141.1	44.4	8	20	173	15.7
1977	11	735	3,504	318.5	2,024	184.0	15	231	105	1,480	134.5	45.5	7	15	196	17.8
1976	11	702	2,564	233.1	1,568	142.5	11	198	82	996	90.5	41.4	6	13	149	13.5
1975	11	771	3,121	283.7	1,919	174.5	13	213	89	1,202	109.3	41.8	10	13	202	18.4
1974	11	728	2,934	266.7	1,960	178.2	13	173	75	974	88.5	43.4	5	6	168	15.3
1973	11	662	3,021	274.6	1,554	141.3	10	202	91	1,467	133.4	45.0	9	14	153	13.9
1972	11	674	2,853	259.4	1,561	141.9	9	212	91	1,292	117.5	42.9	3	15	121	11.0
1971	11	695	2,798	254.4	1,690	153.6	12	223	101	1,108	100.7	45.3	4	17	138	12.5
1970	11	746	2,689	244.5	<b>574</b>	<b>52.2</b>	<b>2</b>	390	187	2,115	192.3	47.9	8	25	96	8.7
1969	10	714	2,802	280.2	906	90.6	5	361	166	1,896	189.6	46.0	8	18	91	9.1
1968	10	693	2,779	277.9	1,096	109.6	6	292	134	1,683	168.3	45.9	10	13	144	14.4
1967	10	683	2,777	277.7	1,460	146.0	8	224	109	1,317	131.7	48.7	6	10	114	11.4
1966	10	611	2,306	230.6	1,077	107.7	8	213	105	1,229	122.9	49.3	6	11	124	12.4
1965	10	628	2,452	245.2	997	99.7	12	255	126	1,455	145.5	49.4	8	16	157	15.7
1964	10	<b>532</b>	1,757	175.7	1,068	106.8	6	<b>142</b>	61	689	68.9	43.0	<b>2</b>	9	79	7.9
1963	10	575	2,163	216.3	1,013	101.3	-	171	91	1,150	115.0	53.2	-	9	98	9.8
1962	10	579	2,062	206.2	832	83.2	-	230	114	1,230	123.0	49.6	-	14	34	3.4
1961	10	564	1,703	170.3	794	79.4	-	178	81	909	90.9	45.5	-	18	50	5.0
1960	10	581	1,979	197.9	1,199	119.9	-	147	62	780	78.0	42.2	-	17	50	5.0
1959	10	625	<b>1,432</b>	<b>143.2</b>	908	90.8	-	169	56	<b>524</b>	<b>52.4</b>	<b>33.1</b>	-	13	<b>29</b>	<b>2.9</b>
1958	10	623	1,914	191.4	1,131	113.1	5	163	69	783	78.3	42.3	3	16	54	5.4
1957	10	654	2,726	272.6	1,876	187.6	11	123	67	850	85.0	54.5	5	14	110	11.0
1956	10	583	2,414	241.4	1,773	177.3	11	103	<b>40</b>	648	64.1	38.8	8	7	149	14.9
1952	10	731	3,108	310.8	1,910	191.0	18	225	85	1,198	119.8	37.8	10	22	214	21.4

NOTE: Bowl games are not included in stats until 2002.

**BOLD:** Indicates school record

OPPONENT	SERIES RECORD	FIRST, LAST GAME
Akron	1-0-0	1997
<b>Alabama</b>	<b>25-52-5</b>	<b>1895, 2017</b>
Appalachian State	2-0-0	2005, 2008
Arizona	3-0-0	1984, 2006
Arizona State	1-0-0	2005
<b>Arkansas</b>	<b>39-22-2</b>	<b>1901, 2017</b>
Arkansas State	3-0-0	1991, 2004
Army	0-1-0	1931
<b>Auburn</b>	<b>29-22-1</b>	<b>1901, 2017</b>
Baylor	8-3-0	1907, 1985
Boston College	2-0-0	1947, 1953
BYU	1-0	2017
Cal State Fullerton	1-0-0	1987
Centenary	3-1-1	1895, 1933
Chattanooga	2-0-0	1954, 2017
Cincinnati	0-1-0	1897
Citadel	1-0-0	2002
Clemson	2-1-0	1959, 2012
Colorado	5-1-0	1962, 1980
Colorado State	1-1-0	1985, 1992
Cumberland	0-1-0	1903
Dakota Wesleyan	1-0-0	1930
Duke	1-1-0	1929, 1958
East Carolina	1-0-0	1985
Eastern Michigan	1-0-0	2015
<b>Florida</b>	<b>29-32-3</b>	<b>1937, 2017</b>
Florida State	2-7-0	1968, 1991
Fordham	2-0-0	1942, 1946
Fresno State	1-0-0	2006
Furman	1-0-0	2013
George Washington	1-0-0	1934
<b>Georgia</b>	<b>16-13-1</b>	<b>1928, 2013</b>
Georgia Tech	7-12-0	1915, 2008
Hardin-Simmons	1-0-0	1958
Haskell Indian Nations	1-1-0	1908, 1914
Havana University	1-0-0	1907
Holy Cross	2-1-0	1939, 1941
Houston	2-1-0	1996, 2000
Howard	1-0-0	1907
Idaho	2-0-0	1998, 2012
Illinois	1-0-0	2002
Indiana	2-1-0	1924, 1978
Iowa	1-1-0	2004, 2013
Iowa State	1-0-0	1971
Jacksonville State	1-0	2016
Jefferson College	6-0-0	1913, 1920
Kansas State	1-0-0	1980
Kentucky	40-16-1	1949, 2014
Kent State	1-0-0	2013
Louisiana College	2-0-0	1928, 1929
1 - Louisiana-Lafayette	22-0-0	1902, 2009
2 - Louisiana-Monroe	3-0-0	2003, 2014
<b>Louisiana Tech</b>	<b>18-1-0</b>	<b>1901, 2009</b>
Loyola (New Orleans)	4-1-0	1922, 1939
Manhattan	1-0-0	1935
Maryland	0-3-0	1951, 1955
McNeese State	1-0-0	2010
Mercer	1-0-0	1940
<b>Miami (Fla.)</b>	<b>9-3-0</b>	<b>1946, 2005</b>
Miami (Ohio)	2-1-0	1986, 2002
Michigan State	1-0-0	1995
Middle Tennessee	2-0-0	2001, 2007
Millsaps	2-1-0	1900, 1933
<b>Mississippi</b>	<b>61-41-4</b>	<b>1894, 2017</b>
Mississippi College	9-0-1	1910, 1923
<b>Mississippi State</b>	<b>73-35-3 *</b>	<b>1896, 2017</b>
Missouri	1-1-0	1978, 2016
Nebraska	0-5-1	1971, 1987
New Mexico State	2-0-0	1996, 2014
North Carolina	6-1-0	1948, 2010
3 - Northwestern State	11-0-0	1911, 2011
Notre Dame	5-6-0	1970, 2014

OPPONENT	SERIES RECORD	FIRST, LAST GAME
North Texas	5-0-0	1995, 2012
Ohio	1-0-0	1989, 1989
Ohio State	1-1-1	1987, 2007
Oklahoma	1-1-0	1950, 2004
Oklahoma State	1-0-0	1956
Oregon	3-1-0	1932, 2011
Oregon State	4-0-0	1976, 2004
Pacific	3-0-0	1950, 1972
Penn State	0-2-0	1974, 2010
<b>Rice</b>	<b>37-13-5</b>	<b>1915, 1995</b>
Rutgers	0-1-0	1922
Sam Houston State	1-0-0	2014
San Jose State	1-0-0	1999
Santa Clara	0-2-0	1937, 1938
Sewanee	3-6-0	1899, 1932
SMU	0-1-1	1922, 1934
South Alabama	First Meeting	
South Carolina	18-2-1	1930, 2015
<b>Southeastern Louisiana</b>	<b>1-0-0</b>	<b>1949</b>
Southern California	1-1-0	1979, 1984
Southern Mississippi	1-1-0	1951, 1994
Southwestern (Tenn.)	1-0-0	1908
Southwestern Texas	1-0-0	1911
Spring Hill	8-0-0	1920, 1932
Stanford	0-1-0	1977
Syracuse	3-1-0	1965, 2017
TCU	6-2-1	1931, 2013
Tennessee	10-20-3	1925, 2017
Texas	7-9-1	1896, 2003
<b>Texas A&amp;M</b>	<b>33-20-3</b>	<b>1899, 2017</b>
Texas-El Paso	1-0-0	1997
Texas Tech	3-0-0	1954, 2015
Towson	1-0-0	2012
Transylvania	1-0-0	1909
Troy	2-1-0	2004, 2017
Tulane	69-22-7	1893, 2009
UAB	1-1-0	2000, 2013
Utah	2-0-0	1974, 1976
Utah State	2-0-0	1993, 2001
Vanderbilt	22-7-1	1902, 2010
Virginia Tech	1-1-0	2002, 2007
Wake Forest	3-0-0	1960, 1979
Washington	3-0-0	1983, 2012
West Virginia	2-0-0	2010, 2011
Western Carolina	1-0-0	2000
Western Illinois	1-0-0	2003
Western Kentucky	2-0-0	2011, 2015
Wichita State	1-0-0	1984
Wisconsin	3-1-0	1971, 2016
Wyoming	3-0-0	1968, 1978

**2018 opponents in bold.**

\* - 1975 and 1976 games forfeited to LSU by NCAA

1 - Formerly Southwestern Louisiana

2 - Formerly Northeast Louisiana

3 - Formerly Louisiana Normal

LSU's all-time record is 787-412-47. In addition to each of the opponents listed above, LSU has fashioned an 18-4 record against a group of opponents consisting of military and club teams, which balances the all-time won-lost record with the aforementioned total.

YEAR	OVERALL		CONFERENCE		COACH	HIGHLIGHTS
	W-L-T	PCT.	W-L-T	PCT.		
1893	0-1-0	.000	0-1-0	.000	C.E. Coates	
1894	2-1-0	.667	0-1-0	.000	A.P. Simmons	
1895	3-0-0	1.000	2-0-0	1.000	A.P. Simmons	1st Undeclared Season
1896	6-0-0	1.000	3-0-0	1.000	A.W. Jeardeau	SIAA Co-Champion
1897	1-1-0	.500	0-0-0	.000	A.W. Jeardeau	
1898	1-0-0	1.000	1-0-0	1.000	E.A. Chavanne	
1899	1-4-0	.250	1-2-0	.333	J.P. Gregg	
1900	2-2-0	.500	0-1-0	.000	E.A. Chavanne	
1901	5-1-0	.834	2-1-0	.667	W.S. Borland	
1902	6-1-0	.857	4-1-0	.800	W.S. Borland	SIAA Co-Champion
1903	4-5-0	.445	0-4-0	.000	W.S. Borland	
1904	3-4-0	.429	1-2-0	.333	D.A. Killian	
1905	3-0-0	1.000	2-0-0	1.000	D.A. Killian	
1906	2-2-2	.500	0-1-1	.000	D.A. Killian	
1907	7-3-0	.700	2-1-0	.667	Edgar R. Wingard	
1908	10-0-0	1.000	2-0-0	1.000	Edgar R. Wingard	SIAA Champion 1st 10-Win Season
1909	6-2-0	.750	3-1-0	.750	J.G. Pritchard/J.W. Mayhew	
1910	1-5-0	.167	0-3-0	.000	J.W. Mayhew	
1911	6-3-0	.667	1-1-0	.500	J.K. Dwyer	
1912	4-3-0	.571	1-3-0	.250	J.K. Dwyer	
1913	6-1-2	.857	1-1-1	.500	J.K. Dwyer	
1914	4-4-1	.500	0-1-1	.000	E.T. McDonald	
1915	6-2-0	.750	3-1-0	.750	E.T. McDonald	
1916	7-1-2	.785	2-1-1	.667	E.T. McDonald/I.R. Pray/D.X. Bible	
1917	3-5-0	.375	1-3-0	.275	W. Sutton	
1918	No Games • World War I					
1919	6-2-0	.750	2-2-0	.500	Irving R. Pray	
1920	5-3-1	.625	0-3-0	.000	Branch Bocock	
1921	6-1-1	.857	2-1-1	.667	Branch Bocock	
1922	3-7-0	.300	1-2-0	.333	Irving R. Pray	
1923	3-5-1	.375	0-3-0	.000	Mike Donahue	
1924	5-4-0	.556	0-3-0	.000	Mike Donahue	
1925	5-3-1	.625	0-2-1	.000	Mike Donahue	
1926	6-3-0	.667	3-3-0	.500	Mike Donahue	
1927	4-4-1	.500	2-3-1	.400	Mike Donahue	
1928	6-2-1	.750	3-1-1	.750	Russ Cohen	
1929	6-3-0	.667	3-1-0	.750	Russ Cohen	
1930	6-4-0	.600	2-3-0	.400	Russ Cohen	
1931	5-4-0	.556	2-2-0	.500	Russ Cohen	
1932	6-3-1	.667	3-0-0	1.000	Biff Jones	SIC Co-Champion
1933	7-0-3	.850	3-0-2	.800	Biff Jones	
1934	7-2-2	.800	4-2-0	.667	Biff Jones	
1935	9-2-0	.818	5-0-0	1.000	Bernie Moore	SEC Champion, Sugar Bowl
1936	9-1-1	.864	6-0-0	1.000	Bernie Moore	SEC Champion, Sugar Bowl
1937	9-2-0	.818	5-1-0	.833	Bernie Moore	Sugar Bowl
1938	6-4-0	.600	2-4-0	.333	Bernie Moore	
1939	4-5-0	.444	1-5-0	.167	Bernie Moore	
1940	6-4-0	.600	3-3-0	.500	Bernie Moore	
1941	4-4-2	.500	2-2-2	.500	Bernie Moore	
1942	7-3-0	.700	3-2-0	.600	Bernie Moore	
1943	6-3-0	.667	2-2-0	.500	Bernie Moore	Orange Bowl
1944	2-5-1	.313	2-3-1	.417	Bernie Moore	
1945	7-2-0	.778	5-2-0	.714	Bernie Moore	
1946	9-1-1	.864	5-1-0	.833	Bernie Moore	Cotton Bowl
1947	5-3-1	.611	2-3-1	.417	Bernie Moore	
1948	3-7-0	.300	1-5-0	.167	Gaynell Tinsley	
1949	8-3-0	.727	4-2-0	.667	Gaynell Tinsley	Sugar Bowl
1950	4-5-2	.455	2-3-2	.429	Gaynell Tinsley	
1951	7-3-1	.682	4-2-1	.643	Gaynell Tinsley	
1952	3-7-0	.300	2-5-0	.286	Gaynell Tinsley	
1953	5-3-3	.590	2-3-3	.438	Gaynell Tinsley	
1954	5-6-0	.455	2-5-0	.286	Gaynell Tinsley	
1955	3-5-2	.400	2-3-1	.417	Paul Dietzel	
1956	3-7-0	.300	1-5-0	.167	Paul Dietzel	
1957	5-5-0	.500	4-4-0	.500	Paul Dietzel	
1958	11-0-0	1.000	6-0-0	1.000	Paul Dietzel	SEC & National Champions Sugar Bowl
1959	9-2-0	.818	5-1-0	.833	Paul Dietzel	Sugar Bowl
1960	5-4-1	.550	2-3-1	.417	Paul Dietzel	
1961	10-1-0	.909	6-0-0	1.000	Paul Dietzel	SEC Co-Champion Orange Bowl

YEAR	OVERALL		CONFERENCE		COACH	HIGHLIGHTS
	W-L-T	PCT.	W-L-T	PCT.		
1962	9-1-1	.864	5-1-0	.833	Charles McClendon	Cotton Bowl
1963	7-4-0	.636	4-2-0	.667	Charles McClendon	Bluebonnet Bowl
1964	8-2-1	.772	4-2-1	.643	Charles McClendon	Sugar Bowl
1965	8-3-0	.727	3-3-0	.500	Charles McClendon	Cotton Bowl
1966	5-4-1	.550	3-3-0	.500	Charles McClendon	
1967	7-3-1	.682	3-2-1	.583	Charles McClendon	Sugar Bowl
1968	8-3-0	.727	4-2-0	.667	Charles McClendon	Peach Bowl
1969	9-1-0	.900	4-1-0	.800	Charles McClendon	
1970	9-3-0	.750	5-0-0	1.000	Charles McClendon	SEC Champion, Orange Bowl
1971	9-3-0	.750	3-2-0	.600	Charles McClendon	Sun Bowl
1972	9-2-1	.792	4-1-1	.750	Charles McClendon	Bluebonnet Bowl
1973	9-3-0	.750	5-1-0	.833	Charles McClendon	Orange Bowl
1974	5-5-1	.500	2-4-0	.250	Charles McClendon	
1975	5-6-0	.454	2-4-0	.250	Charles McClendon	
1976	7-3-1	.682	3-3-0	.500	Charles McClendon	
1977	8-4-0	.667	4-2-0	.667	Charles McClendon	Sun Bowl
1978	8-4-0	.667	3-3-0	.500	Charles McClendon	Liberty Bowl
1979	7-5-0	.583	4-2-0	.667	Charles McClendon	Tangerine Bowl
1980	7-4-0	.636	4-2-0	.667	Jerry Stovall	
1981	3-7-1	.318	1-4-1	.250	Jerry Stovall	
1982	8-3-1	.708	4-1-1	.750	Jerry Stovall	Orange Bowl
1983	4-7-0	.364	0-6-0	.000	Jerry Stovall	
1984	8-3-1	.708	4-1-1	.750	Bill Arnsparger	Sugar Bowl
1985	9-2-1	.792	4-1-1	.750	Bill Arnsparger	Liberty Bowl
1986	9-3-0	.750	5-1-0	.833	Bill Arnsparger	SEC Champion, Sugar Bowl
1987	10-1-1	.875	5-1-0	.833	Mike Archer	Gator Bowl
1988	8-4-0	.667	6-1-0	.857	Mike Archer	SEC Co-Champion Hall of Fame Bowl
1989	4-7-0	.364	2-5-0	.286	Mike Archer	
1990	5-6-0	.455	2-5-0	.286	Mike Archer	
1991	5-6-0	.455	3-4-0	.429	Curley Hallman	
1992	2-9-0	.182	1-7-0	.125	Curley Hallman	
1993	5-6-0	.455	3-5-0	.375	Curley Hallman	
1994	4-7-0	.364	3-5-0	.375	Curley Hallman	
1995	7-4-1	.625	4-3-1	.563	Gerry DiNardo	Independence Bowl
1996	10-2	.833	6-2	.750	Gerry DiNardo	SEC West Co-Champion Peach Bowl
1997	9-3	.750	6-2	.750	Gerry DiNardo	SEC West Co-Champion, Independence Bowl
1998	4-7	.364	2-6	.250	Gerry DiNardo	
1999	3-8	.273	1-7	.125	Gerry DiNardo/Hal Hunter	
2000	8-4	.667	5-3	.625	Nick Saban	Peach Bowl
2001	10-3	.769	5-3	.625	Nick Saban	SEC Champion, Sugar Bowl
2002	8-5	.615	5-3	.625	Nick Saban	Cotton Bowl
2003	13-1	.928	7-1	.875	Nick Saban	SEC and National Champions Sugar Bowl
2004	9-3	.750	6-2	.750	Nick Saban	Capital One Bowl
2005	11-2	.846	7-1	.875	Les Miles	SEC West Champion, Peach Bowl
2006	11-2	.846	6-2	.750	Les Miles	Sugar Bowl
2007	12-2	.857	6-2	.750	Les Miles	SEC & National Champions BCS Championship Game
2008	8-5	.615	3-5	.375	Les Miles	Chick-fil-A Bowl
2009	9-4	.692	5-3	.625	Les Miles	Capital One Bowl
2010	11-2	.846	6-2	.750	Les Miles	Cotton Bowl
2011	13-1	.929	8-0	1.000	Les Miles	SEC Champions National Runner-up BCS Championship Game
2012	10-3	.769	6-2	.750	Les Miles	Chick-fil-A Bowl
2013	10-3	.769	5-3	.625	Les Miles	Outback Bowl
2014	8-5	.615	4-4	.500	Les Miles	Music City Bowl
2015	9-3	.750	5-3	.625	Les Miles	Texas Bowl
2016	8-4	.667	5-3	.625	Les Miles/Ed Orgeron	Buffalo WW Citrus Bowl
2017	9-4	.692	6-2	.750	Ed Orgeron	Citrus Bowl

<b>1893-1922</b>	<b>SIAA</b>	<b>37-38-5</b>	<b>.494</b>	<b>3 SIAAC Championships</b>
<b>1923-1932</b>	<b>SIC</b>	<b>18-21-3</b>	<b>.464</b>	<b>1 SIC Championship</b>
<b>1933-present</b>	<b>SEC</b>	<b>324-222-22</b>	<b>.590</b>	<b>11 SEC Championships</b>
<b>Conference Totals</b>		<b>379-281-30</b>	<b>.571</b>	<b>15 Conference Championships</b>
<b>Overall Totals</b>		<b>787-412-47</b>	<b>.650</b>	<b>49 Bowl Appearances</b>

**1893****Record: 0-1-0 SIAA: 0-1-0 H: 0-0 A: 0-1 N: 0-0****Coach Dr. Charles E. Coates****Captain: Ruffin G. Pleasant (QB)**

Nov. 25 at Tulane \* L 0-34

**1894****Record: 2-1-0 SIAA: 0-1-0 H: 1-1 A: 1-0 N: 0-0****Coach Albert P. Simmons****Captain: Samuel Marmaduke Dinwiddie Clark (FB)**

Nov. 30 at Natchez AC W 26-0

Dec. 3 Ole Miss \* L 6-26

Dec. 21 Centenary W 30-0

**1895****Record: 3-0-0 SIAA: 2-0-0 H: 2-0 A: 0-0 N: 1-0****Coach Albert P. Simmons****Captain: J.E. Snyder (QB)**

Oct. 26 Tulane \* W 8-4

Nov. 2 vs. Centenary (1) W 16-6

Nov. 18 Alabama \* W 12-6

**1896****Record: 6-0-0 SIAA: 3-0-0 H: 3-0 A: 1-0 N: 2-0****Coach Allen W. Jeardeau****Captain: Edwin Allen (Ned) Scott (T)**

Oct. 10 Centenary W 46-0

Oct. 24 at Tulane \* W 6-0

Nov. 13 vs. Ole Miss \* (2) W 12-4

Nov. 16 Texas W 14-0

Nov. 20 Mississippi State \* W 52-0

Nov. 28 vs. Southern AC (3) W 6-0

**1897****Record: 1-1-0 SIAA: 0-0-0 H: 1-1 A: 0-0 N: 0-0****Coach Allen W. Jeardeau****Captain: Edwin Allen (Ned) Scott (T)**

Dec. 20 Montgomery AC W 28-6

Jan. 8 Cincinnati L 0-26

**1898****Record: 1-0-0 SIAA: 1-0-0 H: 1-0 A: 0-0 N: 0-0****Coach Edmond A. Chavanne****Captain: Edmond A. Chavanne (T)**

Dec. 14 Tulane \* W 37-0

**1899****Record: 1-4-0 SIAA: 1-2-0 H: 1-1 A: 0-2 N: 0-1****Coach John P. Gregg****Captain: Hulette F. Aby (T)**

Nov. 3 vs. Ole Miss \* (4) L 0-11

Nov. 10 Lake Charles HS ^ W 48-0

Nov. 13 Sewanee \* L 0-34

Nov. 30 at Texas L 0-29

Dec. 2 at Texas A&amp;M L 0-52

Dec. 8 Tulane \* W 38-0

^ - Exhibition game

**1900****Record: 2-2-0 SIAA: 0-1-0 H: 2-0 A: 0-2 N: 0-0****Coach Edmond A. Chavanne****Captain: I.H. Schwing (QB)**

Nov. 12 Millsaps W 70-0

Nov. 17 at Tulane \* L 0-29

Nov. 30 at Millsaps L 5-6

Dec. 5 LSU Alumni W 10-0

**1901****Record: 5-1-0 SIAA: 2-1-0 H: 3-1 A: 2-0 N: 0-0****Coach W. S. Borland****Captain: E.L. Gorham (HB)**

Oct. 28 at Louisiana Tech W 57-0

Nov. 7 Ole Miss \* W 46-0

Nov. 16 at Tulane \* W 11-0

Nov. 20 Auburn \* L 0-28

Nov. 28 YMCA-New Orleans W 38-0

Dec. 5 Arkansas W 15-0

**1902****Record: 6-1-0 SIAA: 4-1-0 H: 1-1 A: 3-0 N: 2-0****Coach W.S. Borland****Captain: Henry E. Landry (FB)**

Oct. 16 at Louisiana-Lafayette W 42-0

Oct. 18 vs. Texas (16) W 5-0

Oct. 27 Auburn \* W 5-0

Nov. 8 vs. Ole Miss \* (3) W 6-0

Nov. 17 Vanderbilt \* L 5-27

Nov. 27 at Mississippi State \* W 6-0

Nov. 29 at Alabama \* W 11-0

**1903****Record: 4-5-0 SIAA: 0-4-0 H: 2-1 A: 2-3 N: 0-1****Coach W. S. Borland****Captain: J.J. Coleman (HB)**

Oct. 14 LSU Alumni W 16-0

Oct. 24 Eagles-New Orleans W 33-0

Oct. 30 at Louisiana Tech W 16-0

Oct. 31 at Shreveport AC W 5-0

Nov. 7 at Mississippi State \* L 0-11

Nov. 9 at Alabama \* L 0-18

Nov. 11 at Auburn \* L 0-12

Nov. 16 Cumberland L 0-41

Nov. 21 vs. Ole Miss \* (3) L 0-11

**1904****Record: 3-4-0 SIAA: 1-2-0 H: 3-1 A: 0-3 N: 0-0****Coach Dan A. Killian****Captain: E.L. Klock (T)**

Oct. 21 Louisiana Tech W 17-0

Oct. 28 at Shreveport AC L 0-16

Oct. 29 at Louisiana Tech L 0-6

Nov. 5 Ole Miss \* W 5-0

Nov. 10 Nashville Medical W 16-0

Nov. 19 at Tulane \* L 0-5

Dec. 1 Alabama \* L 0-11

**1905****Record: 3-0-0 SIAA: 2-0-0 H: 2-0 A: 1-0 N: 0-0****Coach Dan A. Killian****Captain: Frank M. Edwards (G)**

Nov. 18 Louisiana Tech W 16-0

Nov. 25 at Tulane \* W 5-0

Dec. 1 Mississippi State \* W 15-0

**1906****Record: 2-2-2 SIAA: 0-1-1 H: 2-2-1 A: 0-0-1 N: 0-0****Coach Dan A. Killian****Captain: E.E. Weil (FB)**

Oct. 19 Monroe AC W 5-0

Oct. 20 Ole Miss \* L 0-9

Oct. 26 vs. Mississippi State \* [10] T 0-0

Nov. 9 Louisiana Tech W 17-0

Nov. 19 Texas A&amp;M L 12-21

Nov. 29 Arkansas T 6-6



## 1907

**Record: 7-3-0 SIAA: 2-1-0 H: 5-0 A: 2-2 N: 0-1**

**Coach Edgar R. Wingard**

**Captain: Solle W. Brannon (QB)**

Oct. 11	Louisiana Tech	W	28-0
Oct. 19	at Texas	L	5-12
Oct. 21	at Texas A&M	L	5-11
Oct. 28	Howard	W	57-0
Nov. 6	Arkansas	W	17-12
Nov. 9	Mississippi State *	W	23-11
Nov. 16	at Ole Miss * (20)	W	23-0
Nov. 23	vs. Alabama * (5)	L	4-6
Nov. 30	Baylor	W	48-0
Dec. 25	at Havana, Cuba	W	56-0

## 1908

**National Champions (National Championship Foundation)**

**Record: 10-0-0 SIAA: 2-0-0 H: 5-0 A: 3-0 N: 2-0**

**Coach Edgar R. Wingard**

**Captain: Marshall H. (Cap) Gandy (T)**

Oct. 3	YMGC-New Orleans	W	41-0
Oct. 12	Jackson Br.-New Orleans	W	81-5
Oct. 17	vs. Texas A&M (3)	W	26-0
Oct. 26	Southwestern (Tenn.)	W	55-0
Oct. 31	at Auburn *	W	10-2
Nov. 7	Mississippi State *	W	50-0
Nov. 10	Baylor	W	89-0
Nov. 16	vs. Haskell (3)	W	32-0
Nov. 23	at Louisiana Tech	W	22-0
Nov. 26	at Arkansas (6)	W	36-4

## 1909

**Record: 6-2-0 SIAA: 3-1-0 H: 4-0 A: 1-0 N: 1-2**

**Coaches Joe G. Pritchard / John W. Mayhew**

**Captain: R.L. (Big) Stovall (C)**

Oct. 2	Jackson B.R.-N.O.	W	70-0
Oct. 9	Ole Miss *	W	10-0
Oct. 16	Mississippi State *	W	15-0
Oct. 30	vs. Sewanee * (3)	L	6-15
Nov. 4	vs. Louisiana Tech (7)	W	23-0
Nov. 13	vs. Arkansas (8)	L	0-16
Nov. 18	Transylvania	W	52-0
Nov. 25	at Alabama * (9)	W	12-6

## 1910

**Record: 1-5-0 SIAA: 0-3-0 H: 1-0 A: 0-3 N: 0-2**

**Coach John W. Mayhew**

**Captain: Bill Seip (E)**

Oct. 15	Mississippi College	W	40-0
Oct. 21	vs. Mississippi State * (10)	L	0-3
Oct. 29	vs. Sewanee * (3)	L	5-31
Nov. 5	at Vanderbilt *	L	0-22
Nov. 19	at Texas	L	0-12
Nov. 24	at Arkansas (6)	L	0-51

## 1911

**Record: 6-3-0 SIAA: 1-1-0 H: 5-0 A: 1-1 N: 0-2**

**Coach James K. (Pat) Dwyer**

**Captain: Arthur J. (Tommy) Thomas (G)**

Oct. 7	Louisiana-Lafayette	W	42-0
Oct. 14	Northwestern State	W	46-0
Oct. 20	Mississippi College	W	40-0
Oct. 28	Meteor AC	W	40-0
Nov. 4	at Baylor	W	6-0
Nov. 11	vs. Mississippi State * (11)	L	0-6
Nov. 18	vs. Southwestern Texas (12)	L	6-17
Nov. 30	at Arkansas (6)	L	0-11
Dec. 9	Tulane *	W	6-0

## 1912

**Record: 4-3-0 SIAA: 1-3-0 H: 2-2 A: 2-0 N: 0-1**

**Coach James K. (Pat) Dwyer**

**Captain: Charles S. Reiley (T)**

Oct. 5	Louisiana-Lafayette	W	85-3
Oct. 11	Mississippi College	W	45-0
Oct. 19	Ole Miss *	L	7-10
Nov. 2	Mississippi State *	L	0-7
Nov. 9	vs. Auburn * (5)	L	0-7
Nov. 16	at Arkansas (6)	W	7-6
Nov. 28	at Tulane *	W	21-3

## 1913

**Record: 6-1-2 SIAA: 1-1-1 H: 3-0 A: 2-0-1 N: 1-1-1**

**Coach James K. (Pat) Dwyer**

**Captain: T.W. (Tom) Dutton (C)**

Oct. 4	at Louisiana Tech	W	20-2
Oct. 11	at Louisiana-Lafayette	W	26-0
Oct. 18	Jefferson College	W	45-6
Oct. 23	Baylor	W	50-0
Nov. 1	vs. Auburn * (5)	L	0-7
Nov. 8	vs. Arkansas (13)	W	12-7
Nov. 15	at Mississippi State *	T	0-0
Nov. 22	Tulane *	W	40-0
Nov. 27	vs. Texas A&M (12)	T	7-7

## 1914

**Record: 4-4-1 SIAA: 0-1-1 H: 4-1 A: 0-0-1 N: 0-3**

**Coach E.T. MacDonnell**

**Captain: George B. Spencer (T)**

Sept. 26	Louisiana-Lafayette	W	54-0
Oct. 3	Louisiana Tech	W	60-0
Oct. 10	Mississippi College	W	14-0
Oct. 17	Ole Miss *	L	0-21
Oct. 24	Jefferson College	W	14-13
Oct. 31	vs. Texas A&M (14)	L	9-63
Nov. 7	vs. Arkansas (13)	L	12-20
Nov. 14	vs. Haskell (3)	L	0-31
Nov. 26	at Tulane *	T	0-0

## 1915

**Record: 6-2-0 SIAA: 3-1-0 H: 4-0A: 1-1N:1-1**

**Coach E.T. MacDonnell**

**Captain: Alfred J. Reid (FB)**

Oct. 1	Jefferson College	W	42-0
Oct. 8	Mississippi College	W	14-0
Oct. 15	at Ole Miss *	W	28-0
Oct. 22	vs. Georgia Tech * (3)	L	7-36
Oct. 29	Mississippi State *	W	10-0
Nov. 5	vs. Arkansas (13)	W	13-7
Nov. 17	at Rice	L	0-6
Nov. 25	Tulane *	W	12-0

## 1916

**Record: 7-1-2 SIAA: 2-1-1 H: 3-0-1 A: 2-0-1 N: 2-1**

**Coach E.T. MacDonnell / I.R. Pray / D.X. Bible**

**Captain: Phillip Cooper (T)**

Sept. 30	at Louisiana-Lafayette	W	24-0
Oct. 7	Jefferson College	W	59-0
Oct. 14	vs. Texas A&M (15)	W	13-0
Oct. 21	Mississippi College	W	50-7
Oct. 28	vs. Sewanee * (3)	L	0-7
Nov. 4	vs. Arkansas (13)	W	17-7
Nov. 11	at Mississippi State *	W	13-3
Nov. 18	Ole Miss *	W	41-0
Nov. 24	Rice	T	7-7
Nov. 30	at Tulane *	T	14-14

**1917****Record: 3-5-0 SIAA: 1-3-0 H: 2-2 A: 1-0 N: 0-3****Coach Wayne Sutton****Captain: Arthur (Mickey) O'Quinn (E)**

Oct. 6	Louisiana-Lafayette	W	20-6
Oct. 13	at Ole Miss *	W	52-7
Oct. 20	vs. Sewanee * (3)	L	0-3
Oct. 27	vs. Texas A&M (16)	L	0-27
Nov. 3	vs. Arkansas (13)	L	0-14
Nov. 10	Mississippi College	W	34-0
Nov. 17	Mississippi State *	L	0-9
Nov. 29	Tulane *	L	6-28

**1918****NO TEAM (WORLD WAR I)****1919****Record: 6-2-0 SIAA: 2-2-0 H: 4-1 A: 1-1 N: 1-0****Coach Irving R. Pray****Captain: T.W. Dutton (C)**

Oct. 4	Louisiana-Lafayette	W	39-0
Oct. 11	Jefferson College	W	38-0
Oct. 18	Ole Miss *	W	13-0
Oct. 25	vs. Arkansas (13)	W	20-0
Nov. 1	at Mississippi State *	L	0-6
Nov. 8	Mississippi College	W	24-0
Nov. 15	Alabama *	L	0-23
Nov. 22	at Tulane *	W	27-6

**1920****Record: 5-3-1 SIAA: 0-3-0 H: 4-2 A: 0-2-1 N: 1-0****Coach Branch Bocock****Captain: Roy L. Benoit (QB)**

Oct. 2	Jefferson College	W	81-0
Oct. 2	Northwestern State	W	34-0
Oct. 9	Spring Hill	W	40-0
Oct. 16	at Texas A&M	T	0-0
Oct. 23	Mississippi State *	L	7-12
Oct. 30	Mississippi College	W	41-9
Nov. 6	vs. Arkansas (13)	W	3-0
Nov. 13	at Alabama *	L	0-21
Nov. 25	Tulane *	L	0-21

**1921****Record: 6-1-1 SIAA: 2-1-1 H: 4-0 A: 1-1 N: 1-0-1****Coach Branch Bocock****Captain: F.L. (Fritz) Spence (E)**

Oct. 8	Northwestern State	W	78-0
Oct. 15	Texas A&M	W	6-0
Oct. 22	Spring Hill	W	41-7
Oct. 29	vs. Alabama * (3)	T	7-7
Nov. 5	vs. Arkansas (13)	W	10-7
Nov. 12	Ole Miss *	W	21-0
Nov. 19	at Tulane *	L	0-21
Dec. 3	at Mississippi State *	W	17-14

**1922****Record: 3-7-0 SIAA: 1-2-0 H: 3-2 A: 0-3 N: 0-2****Coach Irving R. Pray****Captain: E.L. (Tubby) Ewen (E)**

Sept. 30	Northwestern State	W	13-0
Oct. 7	Loyola	L	0-7
Oct. 14	at SMU	L	0-51
Oct. 20	at Texas A&M	L	0-47
Oct. 28	vs. Arkansas (13)	L	6-40
Nov. 2	Spring Hill	W	25-7
Nov. 7	vs. Rutgers (17)	L	0-25
Nov. 10	at Alabama *	L	3-47
Nov. 18	Mississippi State *	L	0-7
Nov. 30	Tulane * (HC)	W	25-14

**1923****Record: 3-5-1 SIC: 0-3-0 H: 3-1 A: 0-2 N: 0-2-1****Coach Mike Donahue****Captain: E.L. (Tubby) Ewen (E)**

Sept. 29	Northwestern State	W	40-0
Oct. 6	Louisiana-Lafayette	W	7-3
Oct. 13	Spring Hill	W	33-0
Oct. 20	Texas A&M	L	0-28
Oct. 27	vs. Arkansas (13)	L	13-26
Nov. 2	vs. Mississippi College (2)	T	0-0
Nov. 16	vs. Alabama * (18)	L	3-30
Nov. 24	at Tulane *	L	0-20
Dec. 1	at Mississippi State *	L	7-14

**1924****Record: 5-4-0 SIC: 0-3-0 H: 3-1 A: 1-1 N: 1-2****Coach Mike Donahue****Captain: C.C. (Cliff) Campbell (T)**

Sept. 27	Spring Hill	W	7-6
Oct. 4	Louisiana-Lafayette	W	31-7
Oct. 11	vs. Indiana (19)	W	20-14
Oct. 18	at Rice	W	12-0
Oct. 25	vs. Auburn * (9)	L	0-3
Nov. 1	vs. Arkansas (13)	L	7-10
Nov. 8	at Georgia Tech *	L	7-28
Nov. 15	Northwestern State	W	40-0
Nov. 27	Tulane * ^ (HC)	L	0-13

^ - First game in Tiger Stadium

**1925****Record: 5-3-1 SIC: 0-2-1 H: 4-2 A: 1-0-1 N: 0-1****Coach Mike Donahue****Captain: Jonathan Edward Steele (G)**

Sept. 26	Northwestern State	W	27-0
Oct. 3	Louisiana-Lafayette	W	38-0
Oct. 10	Alabama * (HC)	L	0-42
Oct. 17	LSU Freshman	W	6-0
Oct. 24	at Tennessee *	T	0-0
Oct. 31	vs. Arkansas (13)	L	0-12
Nov. 7	Rice	W	6-0
Nov. 14	at Loyola	W	13-0
Nov. 21	Tulane *	L	0-16

**1926****Record: 6-3-0 SIC: 3-3-0 H: 3-1 A: 1-2 N: 2-0****Coach Mike Donahue****Captain: L.T. (Babe) Godfrey (HB)**

Sept. 25	Northwestern State	W	47-0
Oct. 2	Louisiana-Lafayette	W	34-0
Oct. 9	Tennessee *	L	7-14
Oct. 16	vs. Auburn * (18)	W	10-0
Oct. 23	vs. Mississippi State * (20)	L	6-7
Oct. 30	at Alabama *	L	0-24
Nov. 6	vs. Arkansas (13)	W	14-0
Nov. 13	Ole Miss * (HC)	W	3-0
Nov. 25	at Tulane *	W	7-0

**1927****Record: 4-4-1 SIC: 2-3-1 H: 2-1 A: 1-2-1 N: 1-1****Coach Mike Donahue****Captain: L.T. (Babe) Godfrey (FB)**

Sept. 24	Louisiana Tech	W	45-0
Oct. 1	Louisiana-Lafayette	W	52-0
Oct. 8	at Alabama * (9)	T	0-0
Oct. 15	vs. Auburn * (18)	W	9-0
Oct. 22	at Mississippi State * (20)	W	9-7
Oct. 29	vs. Arkansas (13)	L	0-28
Nov. 5	at Ole Miss *	L	7-12
Nov. 12	at Georgia Tech *	L	0-23
Nov. 24	Tulane *	L	6-13

## 1928

**Record: 6-2-1 SIC: 3-1-1 H: 4-0 A: 2-1-1 N: 0-1**

**Coach Russ Cohen**

**Captain: Jess Tinsley (T)**

Oct. 6	Louisiana-Lafayette	W	46-0	
Oct. 13	Louisiana College	W	41-0	
Oct. 20	at Mississippi State * (20)	W	31-0	
Oct. 27	Spring Hill	W	30-7	
Nov. 3	vs. Arkansas (13)	L	0-7	
Nov. 10	Ole Miss * (HC)	W	19-6	
Nov. 17	at Georgia *	W	13-12	
Nov. 29	at Tulane *	T	0-0	
Dec. 8	at Alabama * (9)	L	0-13	

## 1929

**Record: 6-3-0 SIC: 3-1-0 H: 5-1 A: 1-1 N: 0-1**

**Coach Russ Cohen**

**Captain: Frank Ellis (T)**

Sept. 28	Louisiana College	W	58-0	
Oct. 5	Louisiana-Lafayette	W	58-0	
Oct. 12	Sewanee * (HC)	W	27-14	
Oct. 19	at Mississippi State * (20)	W	31-6	
Oct. 26	Louisiana Tech	W	53-7	
Nov. 2	vs. Arkansas (13)	L	0-32	
Nov. 9	at Duke	L	6-32	
Nov. 16	Ole Miss *	W	13-6	
Nov. 28	Tulane *	L	0-21	

## 1930

**Record: 6-4-0 SIC: 2-3-0 H: 5-0 A: 0-4 N: 1-0**

**Coach Russ Cohen**

**Captain: Walter (Dobie) Reeves (HB)**

Sept. 20	South Dakota Wesleyan	W	76-0	
Sept. 27	Louisiana Tech	W	71-0	
Oct. 4	Louisiana-Lafayette	W	85-0	
Oct. 11	at South Carolina	L	6-7	
Oct. 18	at Mississippi State * (20)	L	6-8	
Oct. 25	Sewanee * (HC)	W	12-0	
Nov. 1	vs. Arkansas (13)	W	27-12	
Nov. 8	Ole Miss *	W	6-0	
Nov. 15	at Alabama * (18)	L	0-33	
Nov. 27	at Tulane *	L	7-12	

## 1931

**Record: 5-4-0 SIC: 2-2-0 H: 3-1 A: 1-3 N: 1-0**

**Coach Russ Cohen**

**Captain: Edward Khoury (T)**

Sept. 26	at TCU	L	0-3	D
Oct. 3	Spring Hill ^	W	35-0	N
Oct. 10	South Carolina (HC)	W	19-12	N
Oct. 17	Mississippi State *	W	31-0	N
Oct. 24	vs. Arkansas (13)	W	13-6	D
Oct. 31	Sewanee *	L	6-12	N
Nov. 7	at Army	L	0-20	D
Nov. 14	at Ole Miss * (20)	W	26-3	D
Nov. 28	at Tulane *	L	7-34	D

^ - First night game in Tiger Stadium

## 1932

**Record: 6-3-1 SIC: 3-0-0 H: 3-1-1 A: 1-2 N: 2-0**

**Coach Lawrence M. (Biff) Jones**

**Captain: Walter Fleming (E)**

Sept. 24	TCU	T	3-3	N
Oct. 1	at Rice	L	8-10	D
Oct. 8	Spring Hill	W	80-0	N
Oct. 15	vs. Mississippi St. * (21)	W	24-0	D
Oct. 22	vs. Arkansas (13)	W	14-0	D
Oct. 29	Sewanee * (HC)	W	38-0	N
Nov. 5	at South Carolina	W	6-0	D
Nov. 12	at Centenary	L	0-6	D
Nov. 26	Tulane *	W	14-0	D
Dec. 17	Oregon	L	0-12	D

## 1933

**Record: 7-0-3 SEC: 3-0-2 H: 5-0-2 A: 0-0-1 N: 2-0**

**Coach Lawrence M. (Biff) Jones**

**Captain: Jack Torrance (T)**

Sept. 30	Rice	W	13-0	N
Oct. 7	Millsaps	W	40-0	N
Oct. 14	Centenary	T	0-0	N
Oct. 21	vs. Arkansas (13)	W	20-0	D
Oct. 28	Vanderbilt * (HC)	T	7-7	N
Nov. 4	South Carolina	W	30-7	D
Nov. 18	Ole Miss *	W	31-0	D
Nov. 25	vs. Mississippi State * (21)	W	21-6	D
Dec. 2	at Tulane *	T	7-7	D
Dec. 9	Tennessee *	W	7-0	D

## 1934

**Record: 7-2-2 SEC: 4-2-0 H: 3-1-1 A: 3-1-1 N: 1-0**

**Coach Lawrence M. (Biff) Jones**

**Captain: Bert Yates (HB)**

Sept. 29	at Rice	T	9-9	D
Oct. 6	SMU	T	14-14	N
Oct. 13	Auburn * (HC)	W	20-6	N
Oct. 20	vs. Arkansas (13)	W	16-0	D
Oct. 27	at Vanderbilt *	W	29-0	D
Nov. 3	Mississippi State *	W	25-3	N
Nov. 10	at George Washington	W	6-0	D
Nov. 17	at Ole Miss * (20)	W	14-0	D
Dec. 1	Tulane *	L	12-13	D
Dec. 8	at Tennessee *	L	13-19	D
Dec. 15	Oregon	W	14-13	D

## 1935

**National Champions (Williamson)**

**SEC CHAMPIONS**

**Record: 9-2-0 SEC: 5-0-0 H: 4-1 A: 4-0 N: 1-1**

**Coach Bernie H. Moore**

**Captain: W.J. Barrett (E)**

Sept. 28	Rice	L	7-10	N
Oct. 5	Texas	W	18-6	N
Oct. 12	at Manhattan	W	32-0	D
Oct. 19	vs. Arkansas (13)	W	13-7	D
Oct. 26	at Vanderbilt *	W	7-2	D
Nov. 2	Auburn * (HC)	W	6-0	D
Nov. 9	Mississippi State *	W	28-13	D
Nov. 16	at Georgia *	W	13-0	D
Nov. 23	Louisiana-Lafayette	W	56-0	D
Nov. 30	at Tulane *	W	41-0	D

**Sugar Bowl • New Orleans, Louisiana**

Jan. 1	vs. TCU	L	2-3	35,000	D
--------	---------	---	-----	--------	---

## 1936

**National Champions (Williamson, Sagarin)**

**SEC CHAMPIONS**

**Record: 9-1-1 SEC: 6-0-0 H: 6-0 A: 1-0-1 N: 2-1**

**Coach Bernie H. Moore**

**Captain: Bill May (QB-FB)**

Sept. 26	Rice	W	20-7	N
Oct. 3	at Texas	T	6-6	D
Oct. 10	Georgia *	W	47-7	N
Oct. 17	Ole Miss *	W	13-0	N
#13 Oct. 24	vs. Arkansas (13)	W	19-7	D
#8 Oct. 31	at Vanderbilt *	W	19-0	D
#7 Nov. 7	Mississippi State * (HC)	W	12-0	D
#7 Nov. 14	vs. Auburn * (9)	W	19-6	D
#5 Nov. 21	Louisiana-Lafayette	W	93-0	D
#2 Nov. 28	#19 Tulane *	W	33-0	D

**Sugar Bowl • New Orleans, Louisiana**

#2 Jan. 1	vs. #6 Santa Clara	L	14-21	38,483	D
-----------	--------------------	---	-------	--------	---

**1937****Record: 9-2-0 SEC: 5-1-0 H: 7-0 A: 2-1 N: 0-1****Coach Bernie H. Moore****Captain: Art (Slick) Morton (HB-TB)**

Sept. 25	Florida *	W	19-0	N
Oct. 2	Texas	W	9-0	N
Oct. 9	at Rice	W	13-0	D
Oct. 16	Ole Miss *	W	13-0	N
#6 Oct. 23	at #20 Vanderbilt *	L	6-7	D
#17 Oct. 30	Loyola	W	52-6	N
#18 Nov. 6	Miss. St. * (HC)	W	41-0	D
#12 Nov. 13	#14 Auburn *	W	9-7	D
#8 Nov. 20	Northwestern State	W	52-0	D
#10 Nov. 27	at Tulane *	W	20-7	D

**Sugar Bowl • New Orleans, Louisiana**

#8 Jan. 1	vs. #9 Santa Clara	L	0-6	40,000	D
-----------	--------------------	---	-----	--------	---

**1938****Record: 6-4-0 SEC: 2-4-0 H: 5-2 A: 1-1 N: 0-1****Coach Bernie H. Moore****Captain: Ben Friend (T)**

Sept. 24	Ole Miss *	L	7-20	N
Oct. 1	at Texas	W	20-0	D
Oct. 8	Rice	W	3-0	N
Oct. 15	Loyola	W	47-0	N
Oct. 22	#16 Vanderbilt * (HC)	W	7-0	N
Oct. 29	at #8 Tennessee *	L	6-14	D
Nov. 5	Mississippi State *	W	32-7	D
Nov. 12	vs. Auburn * (9)	L	6-28	D
Nov. 19	Louisiana-Lafayette	W	32-0	D
Nov. 26	Tulane *	L	0-14	D

**1939****Record: 4-5-0 SEC: 1-5-0 H: 2-4 A: 2-1 N: 0-0****Coach Bernie H. Moore****Captain: Young Bussey (HB)**

Sept. 30	Ole Miss *	L	7-14	N
Oct. 7	at Holy Cross	W	26-7	D
Oct. 14	Rice	W	7-0	N
Oct. 21	Loyola	W	20-0	N
Oct. 28	at Vanderbilt *	W	12-6	D
#18 Nov. 4	#1 Tennessee * (HC)	L	0-20	D
Nov. 11	Mississippi State *	L	12-15	N
Nov. 18	Auburn *	L	7-21	D
Dec. 2	at #5 Tulane *	L	20-33	D

**1940****Record: 6-4-0 SEC: 3-3-0 H: 5-2 A: 0-2 N: 1-0****Coach Bernie H. Moore****Captain: Charles Anastasio (HB)**

Sept. 21	Louisiana Tech	W	39-7	N
Sept. 28	Ole Miss *	L	6-19	N
Oct. 5	Holy Cross	W	25-0	N
Oct. 12	at Rice	L	0-23	N
Oct. 19	Mercer	W	20-0	N
Oct. 26	Vanderbilt * (HC)	W	7-0	N
Nov. 2	at #7 Tennessee *	L	0-28	D
Nov. 9	#19 Mississippi State *	L	7-22	D
Nov. 16	vs. Auburn * (9)	W	21-13	D
Nov. 30	Tulane *	W	14-0	D

**1941****Record: 4-4-2 SEC: 2-2-2 H: 3-3-2 A: 1-1 N: 0-0****Coach Bernie H. Moore****Captain: Leo Bird (HB)**

Sept. 20	Louisiana Tech	W	25-0	N
Sept. 27	Holy Cross	L	13-19	N
Oct. 4	at Texas	L	0-34	D
Oct. 11	#19 Mississippi State *	T	0-0	N
Oct. 18	Rice	W	27-0	N
Oct. 25	Florida *	W	10-7	N
Nov. 1	Tennessee * (HC)	L	6-13	D
Nov. 8	#16 Ole Miss *	L	12-13	N
Nov. 15	Auburn *	T	7-7	D
Nov. 29	at Tulane *	W	19-0	D

**1942****Record: 7-3-0 SEC: 3-2-0 H: 6-0 A: 1-2 N: 0-1****Coach Bernie H. Moore****Captain: Willie Miller (G)**

Sept. 19	Northwestern State	W	40-0	N
Sept. 26	Texas A&M	W	16-7	N
Oct. 3	at Rice	L	14-27	D
Oct. 10	Mississippi State *	W	16-6	N
Oct. 17	Ole Miss * (HC)	W	21-7	N
Oct. 24	Georgia Navy	W	34-0	N
#19 Oct. 31	at #20 Tennessee *	L	0-26	D
Nov. 7	at Fordham	W	26-13	D
Nov. 14	vs. Auburn * (9)	L	7-25	D
Nov. 26	Tulane *	W	18-6	D

**1943****Record: 6-3-0 SEC: 2-2-0 H: 4-1 A: 0-2 N: 2-0****Coach Bernie H. Moore****Captain: Steve Van Buren (HB)**

Sept. 25	Georgia *	W	34-27	N
Oct. 2	Rice	W	20-7	N
#17 Oct. 9	Texas A&M	L	13-28	N
Oct. 16	Louisiana Army (STU)	W	28-7	D
Oct. 23	vs. Georgia * (22)	W	27-6	N
Oct. 30	TCU	W	14-0	N
#20 Nov. 6	at Georgia Tech *	L	7-42	D
Nov. 20	at Tulane *	L	0-27	D

**Orange Bowl • Miami, Florida**

Jan. 1	vs. Texas A&M	W	19-14	D
--------	---------------	---	-------	---

**1944****Record: 2-5-1 SEC: 2-3-1 H: 1-4-1 A: 1-1 N: 0-0****Coach Bernie H. Moore****Captain: Al Cavigga (G)**

Sept. 30	Alabama *	T	27-27	N
Oct. 7	at Rice	L	13-14	D
Oct. 14	Texas A&M	L	0-7	N
Oct. 21	Mississippi State *	L	6-13	N
Oct. 28	at Georgia *	W	15-7	D
Nov. 4	#16 Tennessee * (HC)	L	0-13	N
Nov. 18	#9 Georgia Tech *	L	6-14	N
Nov. 30	Tulane *	W	25-6	D

**1945****Record: 7-2-0 SEC: 5-2-0 H: 4-2 A: 3-0 N: 0-0****Coach Bernie H. Moore****Captain: Andy Kosmac (C)**

Sept. 29	Rice	W	42-0	N
Oct. 6	Alabama *	L	7-26	N
Oct. 13	#17 Texas A&M	W	31-12	N
Oct. 20	at #12 Georgia *	W	32-0	D
#13 Oct. 27	Vanderbilt *	W	39-7	N
#17 Nov. 3	Ole Miss *	W	32-13	N
#14 Nov. 10	Miss. St. * (HC)	L	20-27	N
Nov. 17	at Georgia Tech *	W	9-7	D
Dec. 1	at Tulane *	W	33-0	D

## 1946

**Record: 9-1-1 SEC: 5-1-0 H: 6-1 A: 3-0 N: 0-0-1**

**Coach Bernie H. Moore**

**Captain: Dilton Richmond (E)**

Sept. 28	at Rice	W	7-6	N
Oct. 5	Mississippi State *	W	13-6	N
#13 Oct. 12	Texas A&M	W	33-9	N
#12 Oct. 19	Georgia Tech * (HC)	L	7-26	N
Oct. 26	at Vanderbilt *	W	14-0	D
Nov. 2	Ole Miss *	W	34-21	N
#19 Nov. 9	Alabama *	W	31-21	N
#11 Nov. 15	at Miami (Fla.)	W	20-7	N
#9 Nov. 23	Fordham	W	40-0	N
#9 Nov. 30	Tulane *	W	41-27	D

**Cotton Bowl • Dallas, Texas**

#8 Jan. 1	vs. #16 Arkansas	T	0-0	38,000	D
-----------	------------------	---	-----	--------	---

## 1947

**Record: 5-3-1 SEC: 2-3-1 H: 4-1 A: 1-2-1 N: 0-0**

**Coach Bernie H. Moore**

**Captain: Jim Cason (HB)**

Sept. 27	Rice	W	21-14	N
Oct. 4	at Georgia *	L	19-35	D
Oct. 11	Texas A&M	W	19-13	N
Oct. 17	at Boston College	W	14-13	N
#18 Oct. 25	#19 Vanderbilt* (HC)	W	19-13	N
#17 Nov. 1	Ole Miss *	L	18-20	N
Nov. 15	Mississippi State *	W	21-6	D
Nov. 22	at #8 Alabama *	L	12-41	D
Dec. 6	at Tulane *	T	6-6	D

## 1948

**Record: 3-7-0 SEC: 1-5-0 H: 2-4 A: 1-3 N: 0-0**

**Coach Gaynell Tinsley**

**Captain: Ed Claunch (C)**

Sept. 18	at Texas	L	0-33	47,500	D
Oct. 2	at Rice	W	26-13	29,000	N
Oct. 9	Texas A&M	W	14-13	35,000	N
Oct. 16	#16 Georgia *	L	0-22	36,000	N
Oct. 23	at #3 North Carolina	L	7-34	40,000	D
Oct. 30	Ole Miss* (HC)	L	19-49	45,000	N
Nov. 6	at Vanderbilt *	L	7-48	22,000	D
Nov. 13	Mississippi State *	L	0-7	30,000	N
Nov. 20	Alabama *	W	26-6	25,000	D
Nov. 27	#14 Tulane *	L	0-46	46,000	D

## 1949

**Record: 8-3-0 SEC: 4-2-0 H: 7-1 A: 1-1 N: 0-1**

**Coach Gaynell Tinsley**

**Captain: Mel Lyle (E)**

Sept. 24	Kentucky *	L	0-19	35,000	N
Oct. 1	Rice	W	14-7	32,000	N
Oct. 8	Texas A&M	W	34-0	30,000	N
Oct. 14	at Georgia *	L	0-7	22,000	N
Oct. 22	#6 North Carolina	W	13-7	43,000	N
#17 Oct. 29	Ole Miss *	W	34-7	37,000	N
#17 Nov. 5	Vanderbilt *	W	33-13	34,000	N
#16 Nov. 12	Miss. St. * (HC)	W	34-7	32,000	N
#13 Nov. 19	Southeastern La.	W	48-7	19,000	D
#13 Nov. 26	at #10 Tulane *	W	21-0	81,000	D

**Sugar Bowl • New Orleans, Louisiana**

#9 Jan. 1	vs. #2 Oklahoma	L	0-35	82,470	D
-----------	-----------------	---	------	--------	---

## 1950

**Record: 4-5-2 SEC: 2-3-2 H: 3-2-1 A: 1-3-1 N: 0-0**

**Coach Gaynell Tinsley**

**Captain: Ebert Van Buren (HB)**

Sept. 23	at #13 Kentucky *	L	0-14	35,500	N
Sept. 30	Pacific	W	19-0	30,000	N
Oct. 7	at Rice	L	20-35	52,000	N
Oct. 14	Georgia Tech * (HC)	L	0-13	42,000	N
Oct. 21	Georgia *	T	13-13	25,000	N
Nov. 4	Ole Miss *	W	40-14	30,000	N
Nov. 11	at Vanderbilt *	W	33-7	27,000	D
Nov. 18	Mississippi State *	L	7-13	33,000	N
Nov. 24	Villanova	W	13-7	10,000	N
Dec. 2	at #20 Tulane *	T	14-14	74,000	D
Dec. 9	at #3 Texas	L	6-21	35,000	D

## 1951

**Record: 7-3-1 SEC: 4-2-1 H: 4-2-1 A: 1-1 N: 2-0**

**Coach Gaynell Tinsley**

**Captains: Ray Potter (T), Chester Freeman (RHB)**

Sept. 22	Southern Miss	W	13-0	24,000	N
Sept. 29	vs. #9 Alabama * (5)	W	13-7	32,000	D
Oct. 6	Rice	W	7-6	44,000	N
Oct. 13	at #8 Georgia Tech *	L	7-25	30,000	D
Oct. 20	at Georgia *	W	7-0	18,000	N
Oct. 27	#5 Maryland	L	0-27	38,000	N
Nov. 3	Ole Miss * (HC)	T	6-6	40,000	N
Nov. 10	Vanderbilt *	L	13-20	18,000	N
Nov. 17	Mississippi State *	W	3-0	20,000	N
Nov. 24	vs. Villanova (13)	W	45-7	13,000	D
Dec. 1	Tulane *	W	14-13	45,000	D

## 1952

**Record: 3-7-0 SEC: 2-5-0 H: 0-5 A: 3-2 N: 0-0**

**Coach Gaynell Tinsley**

**Captains: Norm Stevens (QB), Joe Modicut (LG), Bill Lansing (RG), Leroy Labat (HB), Jim Sanford (T), Ralph McLeod (LE)**

Sept. 20	#11 Texas	L	14-35	42,000	N
Sept. 27	Alabama *	L	20-21	34,000	N
Oct. 4	at #17 Rice	W	27-7	45,000	N
Oct. 11	at Kentucky *	W	34-7	28,000	D
Oct. 18	Georgia *	L	14-27	38,000	N
Oct. 25	at #2 Maryland	L	6-34	30,000	D
Nov. 1	at Ole Miss *	L	0-28	23,000	D
Nov. 8	#8 Tennessee * (HC)	L	3-22	35,000	D
Nov. 15	Mississippi State *	L	14-33	20,000	D
Nov. 29	at Tulane *	W	16-0	55,000	D

## 1953

**Record: 5-3-3 SEC: 2-3-3 H: 3-2-1 A: 2-1-1 N: 0-0-1**

**Coach Gaynell Tinsley**

**Captains: Jerry Marchand (LHB), Charley Oakley (FB)**

Sept. 19	#11 Texas	W	20-7	40,000	N
Sept. 26	vs. #5 Alabama * (5)	T	7-7	32,000	N
#19 Oct. 3	Boston College	W	42-6	24,000	N
#14 Oct. 10	Kentucky *	T	6-6	34,000	N
Oct. 17	at Georgia *	W	14-6	20,000	D
#14 Oct. 24	at Florida *	T	21-21	39,000	D
Oct. 31	#18 Ole Miss *	L	16-27	40,000	N
Nov. 7	at Tennessee *	L	14-32	23,000	D
Nov. 14	Miss. St. * (HC)	L	13-26	29,000	D
Nov. 21	at Arkansas (6)	W	9-8	21,000	D
Nov. 28	Tulane *	W	32-13	49,000	D

## 1954

**Record: 5-6-0 SEC: 2-5-0 H: 3-3 A: 1-3 N: 1-0**

**Coach Gaynell Tinsley**

**Captain: Sid Fournet (LG)**

Sept. 18 at #4 Texas	L	6-20	36,000	D
Sept. 25 Alabama *	L	0-12	40,000	N
Oct. 2 at Kentucky *	L	6-7	33,000	N
Oct. 9 at Georgia Tech *	L	20-30	28,000	D
Oct. 16 #20 Texas Tech	W	20-13	25,000	N
Oct. 23 #18 Florida *	W	20-7	25,000	N
Oct. 30 #12 Ole Miss * (HC)	L	6-21	46,000	N
Nov. 6 Chattanooga	W	26-19	11,000	N
Nov. 13 Mississippi State *	L	0-25	20,000	N
Nov. 20 vs. Arkansas (13)	W	7-6	33,000	D
Nov. 27 at Tulane *	W	14-13	40,477	D

## 1955

**Record: 3-5-2 SEC: 2-3-1 H: 2-2-1 A: 1-2-1 N: 0-1**

**Coach Paul Dietzel**

**Captains: Joe Tuminello (E), O.K. Ferguson (FB)**

Sept. 17 Kentucky *	W	19-7	42,000	N
#16 Sept. 24 vs. Texas A&M (14)	L	0-28	17,000	N
Oct. 1 at #11 Rice	T	20-20	51,000	N
Oct. 8 #4 Georgia Tech *	L	0-7	60,000	N
Oct. 15 at Florida *	L	14-18	30,000	D
Oct. 29 Ole Miss *	L	26-29	43,000	N
Nov. 5 at #1 Maryland	L	0-13	28,000	D
Nov. 12 #18 Miss. St. * (HC)	W	34-7	40,000	N
Nov. 19 at Arkansas (6)	W	13-7	35,000	D
Nov. 26 Tulane *	T	13-13	60,000	D

## 1956

**Record: 3-7-0 SEC: 1-5-0 H: 1-4 A: 1-3 N: 1-0**

**Coach Paul Dietzel**

**Captain: Don Scully (G)**

Sept. 29 #11 Texas A&M	L	6-9	61,000	N
Oct. 6 at Rice	L	14-23	55,000	N
Oct. 13 at #3 Georgia Tech *	L	7-39	39,500	D
Oct. 20 at Kentucky *	L	0-14	28,000	N
Oct. 27 Florida * (HC)	L	6-21	35,000	N
Nov. 3 Ole Miss *	L	17-46	35,000	N
Nov. 10 Oklahoma State	W	13-0	25,000	N
Nov. 17 Mississippi State *	L	13-32	25,000	N
Nov. 24 vs. Arkansas (13)	W	21-7	28,000	D
Dec. 1 at Tulane *	W	7-6	60,000	D

## 1957

**Record: 5-5-0 SEC: 4-4-0 H: 4-2 A: 1-3 N: 0-0**

**Coach Paul Dietzel**

**Captain: Alvin Aucoin (LT)**

Sept. 21 Rice	L	14-20	50,912	N
Sept. 28 Alabama *	W	28-0	33,728	N
Oct. 5 at Texas Tech	W	19-14	19,278	N
Oct. 12 #17 Georgia Tech *	W	20-13	59,476	N
#17 Oct. 19 Kentucky * (HC)	W	21-0	53,824	N
#10 Oct. 26 at Florida *	L	14-22	27,740	D
Nov. 2 at Vanderbilt *	L	0-7	18,500	D
Nov. 9 at #14 Ole Miss *	L	12-14	26,261	D
Nov. 16 #12 Mississippi St. *	L	6-14	51,213	N
Nov. 30 Tulane *	W	25-6	48,040	D

## 1958

**NATIONAL CHAMPIONS**

**SEC CHAMPIONS**

**Record: 11-0-0 SEC: 6-0-0 H: 5-0 A: 5-0 N: 1-0**

**Coach Paul Dietzel**

**vs. Top 25: 2-0**

**Captain: Billy Hendrix (E)**

Sept. 20 at Rice	W	26-6	45,000	N
#15 Sept. 27 at Alabama * (5)	W	13-3	34,000	N
#13 Oct. 4 Hardin-Simmons	W	20-6	45,000	N
#11 Oct. 10 at Miami (Fla.)	W	41-0	40,614	N
#9 Oct. 18 Kentucky *	W	32-7	65,000	N
#3 Oct. 25 Florida * (HC)	W	10-7	62,000	N
#1 Nov. 1 #6 Ole Miss *	W	14-0	68,000	N
#1 Nov. 8 Duke	W	50-18	63,000	N
#1 Nov. 15 at Miss. St. * (20)	W	7-6	26,000	N
#1 Nov. 22 at Tulane *	W	62-0	83,221	D

**Sugar Bowl • New Orleans, Louisiana**

#1 Jan. 1 vs. #12 Clemson	W	7-0	80,331	NBC	D
---------------------------	---	-----	--------	-----	---

## 1959

**Record: 9-2-0 SEC: 5-1-0 H: 6-0 A: 2-1 N: 1-1**

**Coach Paul Dietzel**

**vs. Top 25: 2-2**

**Captain: Lynn LeBlanc (T)**

#1 Sept. 19 Rice	W	26-3	48,613	NBC	D
#1 Sept. 26 #9 TCU	W	10-0	65,694	N	
#1 Oct. 3 vs. Baylor (13)	W	22-0	32,308	D	
#1 Oct. 10 Miami (Fla.)	W	27-3	64,864	N	
#1 Oct. 17 at Kentucky *	W	9-0	33,230	N	
#1 Oct. 24 at Florida *	W	9-0	47,578	D	
#1 Oct. 31 #3 Ole Miss * (HC)	W	7-3	67,327	N	
#1 Nov. 7 at #13 Tennessee *	L	13-14	45,682	D	
#3 Nov. 14 Mississippi State *	W	27-0	63,272	N	
#3 Nov. 21 Tulane *	W	14-6	65,057	D	

**Sugar Bowl • New Orleans, Louisiana**

#3 Jan. 1 vs. #2 Ole Miss	L	0-21	81,141	NBC	D
---------------------------	---	------	--------	-----	---



## 1960

**Record: 5-4-1 SEC: 2-3-1 H: 4-2 A: 1-2-1 N: 0-0**

**Coach Paul Dietzel**

**vs. Top 25: 0-0-1**

**Captain: Charles (Bo) Strange (C)**

Sept. 17 Texas A&M	W	9-0	58,346	N	
Oct. 1 Baylor	L	3-7	57,662	N	
Oct. 8 at Georgia Tech *	L	2-6	44,176	D	
Oct. 15 at Kentucky *	L	0-3	28,000	N	
Oct. 22 Florida *	L	10-13	51,528	N	
Oct. 29 at #2 Ole Miss *	T	6-6	34,000	ABC	D
Nov. 5 South Carolina (HC)	W	35-6	52,650	N	
Nov. 12 Mississippi State *	W	7-3	48,804	N	
Nov. 19 Wake Forest	W	16-0	49,909	N	
Nov. 26 at Tulane *	W	17-6	74,000	D	



## 1961

**SEC CHAMPIONS**

**Record: 10-1-0 SEC: 6-0-0 H: 6-0 A: 3-1 N: 1-0**

**Coach Paul Dietzel**

**vs. Top 25: 3-0**

**Captain: Roy (Moonie) Winston (G)**

#5 Sept. 23 at Rice	L	3-16	73,000	N	
Sept. 30 Texas A&M	W	16-7	63,367	N	
Oct. 7 #3 Georgia Tech *	W	10-0	64,702	N	
Oct. 14 at South Carolina	W	42-0	19,275	D	
#10 Oct. 21 Kentucky * (HC)	W	24-14	65,208	N	
#7 Oct. 28 at Florida *	W	23-0	47,490	D	
#6 Nov. 4 #2 Ole Miss *	W	10-7	68,071	N	
#4 Nov. 11 at North Carolina	W	30-0	14,173	ABC	D
#4 Nov. 18 Mississippi State *	W	14-6	59,341	N	
#4 Nov. 25 Tulane *	W	62-0	60,808	D	

**Orange Bowl • Miami, Florida**

#4 Jan. 1 vs. #7 Colorado	W	25-7	62,391	NBC	D
---------------------------	---	------	--------	-----	---



## 1962

**National Champions (Berryman)**

**Record: 9-1-1 SEC: 5-1-0 H: 4-1-1 A: 4-0 N: 1-0**

**Coach Charles McClendon vs. Top 25: 2-1**

**Captain: Fred Miller (RT)**

#5	Sept. 22	Texas A&M	W	21-0	68,618	N
#5	Sept. 29	Rice	T	6-6	64,457	N
	Oct. 6	at #5 Georgia Tech*	W	10-7	49,744	CBS D
#6	Oct. 13	Miami (Fla.)	W	17-3	66,175	N
#4	Oct. 20	at Kentucky *	W	7-0	24,474	N
#6	Oct. 27	Florida * (HC)	W	23-0	66,611	N
#4	Nov. 3	#6 Ole Miss *	L	7-15	68,571	N
#9	Nov. 10	TCU	W	5-0	63,269	N
#10	Nov. 17	at Miss. St. * (20)	W	28-0	39,651	N
#8	Nov. 24	at Tulane *	W	38-3	37,811	D
<b>Cotton Bowl • Dallas, Texas</b>						
#7	Jan. 1	vs. #4 Texas	W	13-0	75,504	CBS D



## 1963

**Record: 7-4-0 SEC: 4-2-0 H: 5-1 A: 2-2 N: 0-1**

**Coach Charles McClendon vs. Top 25: 1-1**

**Captain: Billy Truax (E)**

	Sept. 21	Texas A&M	W	14-6	68,000	N
	Sept. 28	at Rice	L	12-21	64,000	N
	Oct. 5	#7 Georgia Tech *	W	7-6	68,000	N
	Oct. 11	at Miami (Fla.)	W	3-0	45,986	N
	Oct. 19	Kentucky * (HC)	W	28-7	68,000	N
	Oct. 26	at Florida *	W	14-0	48,000	D
	Nov. 2	#3 Ole Miss *	L	3-37	68,000	CBS D
	Nov. 9	TCU	W	28-14	67,000	N
	Nov. 16	at Miss. St. * (20)	L	6-7	46,500	D
	Nov. 23	Tulane *	W	20-0	55,000	D

**Bluebonnet Bowl • Houston, Texas**

	Dec. 21	vs. Baylor	L	7-14	50,000	CBS D
--	---------	------------	---	------	--------	-------



## 1964

**Record: 8-2-1 SEC: 4-2-1 H: 4-1-1 A: 3-1 N: 1-0**

**Coach Charles McClendon vs. Top 25: 0-1**

**Captain: Richard Granier (C)**

	Sept. 19	Texas A&M	W	9-6	68,000	N
	Sept. 26	at Rice	W	3-0	64,000	N
	Oct. 10	North Carolina	W	20-3	63,000	N
#9	Oct. 17	at Kentucky *	W	27-7	38,000	N
#7	Oct. 24	Tennessee * (HC)	T	3-3	59,000	NBC D
#9	Oct. 31	Ole Miss *	W	11-10	68,000	N
#8	Nov. 7	at #3 Alabama * (9)	L	9-17	68,000	D
#9	Nov. 14	Mississippi State *	W	14-10	68,000	N
#8	Nov. 21	at Tulane *	W	13-3	55,000	D
#7	Dec. 5	Florida *	L	6-20	62,000	N

**Sugar Bowl • New Orleans, Louisiana**

#7	Jan. 1	vs. Syracuse	W	13-10	60,322	NBC D
----	--------	--------------	---	-------	--------	-------



## 1965

**Record: 8-3-0 SEC: 3-3-0 H: 6-1 A: 1-2 N: 1-0**

**Coach Charles McClendon vs. Top 25: 1-1**

**Captains: Billy Ezell (QB), John Aaron (RG)**

#8	Sept. 18	Texas A&M	W	10-0	68,000	N
#7	Sept. 25	Rice	W	42-14	67,500	N
#5	Oct. 2	at Florida *	L	7-14	47,592	D
	Oct. 9	at Miami (Fla.)	W	34-27	43,367	N
	Oct. 16	Kentucky * (HC)	W	31-21	68,000	N
#9	Oct. 23	South Carolina	W	21-7	66,000	N
#5	Oct. 30	at Ole Miss * (20)	L	0-23	46,616	D
	Nov. 6	#5 Alabama *	L	7-31	58,000	NBC D
	Nov. 13	Mississippi State *	W	37-20	60,000	N
	Nov. 20	Tulane *	W	62-0	65,000	N

**Cotton Bowl • Dallas, Texas**

	Jan. 1	vs. #2 Arkansas	W	14-7	76,200	CBS D
--	--------	-----------------	---	------	--------	-------



## 1966

**Record: 5-4-1 SEC: 3-3-0 H: 3-2-1 A: 2-2 N: 0-0**

**Coach Charles McClendon vs. Top 25: 0-2**

**Captains: Leonard Neumann (TB), Gawain DiBetta (FB)**

	Sept. 17	South Carolina	W	28-12	67,512	N
	Sept. 24	at Rice	L	15-17	63,000	N
	Oct. 1	Miami (Fla.)	W	10-8	67,500	N
	Oct. 8	Texas A&M	T	7-7	67,500	N
	Oct. 15	at Kentucky *	W	30-0	35,000	N
	Oct. 22	#8 Florida * (HC)	L	7-28	67,500	N
	Oct. 29	Ole Miss *	L	0-17	67,500	N
	Nov. 5	at #4 Alabama * (9)	L	0-21	66,500	ABC D
	Nov. 12	Mississippi State *	W	17-7	55,000	ABC D
	Nov. 19	at Tulane ^	W	21-7	82,307	N

^ - Designated as a conference game by the SEC



## 1967

**Record: 7-3-1 SEC: 3-2-1 H: 5-2 A: 1-1-1 N: 1-0**

**Coach Charles McClendon vs. Top 25: 1-1**

**Captains: Barry Wilson (C), Benny Griffin (LB)**

	Sept. 23	Rice	W	20-14	66,000	N
	Sept. 30	Texas A&M	W	17-6	66,000	N
	Oct. 7	at Florida *	W	37-6	59,261	D
	Oct. 14	Miami (Fla.)	L	15-17	67,000	N
	Oct. 21	Kentucky * (HC)	W	30-7	66,000	N
	Oct. 28	at #4 Tennessee *	L	14-17	54,596	D
	Nov. 4	at Ole Miss * (20)	T	13-13	46,000	ABC D
	Nov. 11	Alabama *	L	6-7	65,500	N
	Nov. 18	Mississippi State *	W	55-0	57,000	N
	Nov. 25	Tulane	W	41-27	62,500	N

**Sugar Bowl • New Orleans, Louisiana**

	Jan. 1	vs. #6 Wyoming	W	20-13	78,963	NBC D
--	--------	----------------	---	-------	--------	-------



## 1968

**Record: 8-3-0 SEC: 4-2-0 H: 5-1 A: 2-2 N: 1-0**

**Coach Charles McClendon vs. Top 25: 2-0**

**Captains: Barton Frye (CB), Jerry Guillot (RG)**

#20	Sept. 21	#13 Texas A&M	W	13-12	68,000	N
#14	Sept. 28	at Rice	W	21-7	60,000	N
#10	Oct. 5	Baylor	W	48-16	68,000	N
#8	Oct. 11	at Miami (Fla.)	L	0-30	40,000	N
#20	Oct. 19	Kentucky *	W	13-3	66,000	N
#18	Oct. 26	TCU ^ (HC)	W	10-7	66,000	N
#14	Nov. 2	Ole Miss *	L	24-27	69,337	N
#20	Nov. 9	at Alabama * (9)	L	7-16	67,000	D
	Nov. 16	Mississippi State *	W	20-16	58,000	N
	Nov. 23	at Tulane ^	W	34-10	55,000	N

**Peach Bowl • Atlanta, Georgia**

	Dec. 30	vs. #19 Florida State	W	31-27	35,545	TVS N
--	---------	-----------------------	---	-------	--------	-------

^ - Designated as a conference game by the SEC



## 1969

**Record: 9-1-0 SEC: 4-1-0 H: 6-0 A: 3-1 N: 0-0**

**Coach Charles McClendon vs. Top 25: 1-0**

**Captains: George Bevan (LB), Robert (Red) Ryder (OT)**

	Sept. 20	Texas A&M	W	35-6	67,478	N
	Sept. 27	at Rice	W	42-0	55,219	N
#16	Oct. 4	Baylor	W	63-8	64,151	N
#14	Oct. 10	at Miami (Fla.)	W	20-0	41,972	N
#9	Oct. 18	at Kentucky *	W	37-10	37,500	N
#9	Oct. 25	#14 Auburn * (HC)	W	21-20	63,516	ABC D
#8	Nov. 1	at Ole Miss * (20)	L	23-26	46,332	ABC D
#12	Nov. 8	Alabama *	W	20-15	67,590	N
#12	Nov. 15	Mississippi State *	W	61-6	59,746	N
#10	Nov. 22	Tulane	W	27-0	65,980	N



## 1970

**SEC CHAMPIONS**

**Record: 9-3-0 SEC: 5-0-0 H: 6-1 A: 3-1 N: 0-1**

**Coach Charles McClendon vs. Top 25: 3-2**

**Captains: Buddy Lee (QB), John Sage (T)**

#12	Sept. 19	Texas A&M	L	18-20	67,590	N
	Sept. 26	Rice	W	24-0	65,000	N
	Oct. 3	Baylor	W	31-10	60,000	N
#19	Oct. 10	Pacific	W	34-0	48,000	N
#15	Oct. 17	Kentucky * (HC)	W	14-7	67,508	N
#14	Oct. 24	at #6 Auburn *	W	17-9	62,301	D
#11	Nov. 7	at #19 Alabama * (9)W	W	14-9	60,371	ABC D
#9	Nov. 14	Mississippi State *	W	38-7	64,000	N
#6	Nov. 21	at #2 Notre Dame	L	0-3	59,075	D
#6	Nov. 28	at Tulane	W	26-14	81,233	N
#8	Dec. 5	#16 Ole Miss *	W	61-17	67,590	ABC N
<b>Orange Bowl • Miami, Florida</b>						
#5	Jan. 1	vs. #3 Nebraska	L	12-17	80,699	NBC N



## 1971

**Record: 9-3 SEC: 3-2-0 H: 5-2 A: 3-1 N: 1-0**

**Coach Charles McClendon vs. Top 25: 1-1**

**Captains: Louis Cascio (LB), Mike Demarie (OG)**

#9	Sept. 11	Colorado	L	21-31	70,099	N
	Sept. 18	Texas A&M	W	37-0	68,576	N
#18	Sept. 25	at Wisconsin	W	38-28	78,535	D
#16	Oct. 2	Rice	W	38-3	65,976	N
#16	Oct. 9	Florida * (HC)	W	48-7	67,055	N
#12	Oct. 16	at Kentucky *	W	17-13	35,000	N
#11	Oct. 30	at Ole Miss * (20)	L	22-24	47,122	D
#18	Nov. 6	#4 Alabama *	L	7-14	64,892	ABC N
#20	Nov. 13	at Miss. St. * (20)	W	28-3	35,000	N
#14	Nov. 20	#7 Notre Dame	W	28-8	66,996	ABC N
#10	Nov. 27	Tulane	W	36-7	59,897	N
<b>Sun Bowl • El Paso, Texas</b>						
#11	Dec. 18	vs. Iowa State	W	33-15	33,530	CBS D



## 1972

**Record: 9-2-1 SEC: 4-1-1 H: 7-0 A: 2-1-1 N: 0-1**

**Coach Charles McClendon vs. Top 25: 1-2**

**Captains: Paul Lyons (QB), Pepper Rutland (LB)**

#9	Sept. 16	Pacific	W	31-13	66,574	N
#8	Sept. 23	Texas A&M	W	42-17	68,538	N
#9	Sept. 30	Wisconsin	W	27-7	69,142	N
#8	Oct. 7	at Rice	W	12-6	60,000	N
#8	Oct. 14	#9 Auburn *	W	35-7	70,132	N
#7	Oct. 21	Kentucky *	W	10-0	64,601	N
#6	Nov. 4	Ole Miss *	W	17-16	70,502	N
#6	Nov. 11	at #2 Alabama * (9)	L	21-35	72,039	ABC D
#8	Nov. 18	Miss. St. * (HC)	W	28-14	60,589	N
#8	Nov. 25	at Florida *	T	3-3	46,391	D
#11	Dec. 2	at Tulane	W	9-3	85,372	N
<b>Astro-Bluebonnet Bowl • Houston, Texas</b>						
#10	Dec. 30	vs. #11 Tennessee	L	17-24	52,961	Hughes N



## 1973

**Record: 9-3-0 SEC: 5-1-0 H: 6-1 A: 3-1 N: 0-1**

**Coach Charles McClendon vs. Top 25: 1-2**

**Captains: Tyler Lafauci (OG-DT), Binks Miciotto (DE)**

#15	Sept. 15	#10 Colorado	W	17-6	71,239	N
#11	Sept. 22	Texas A&M	W	28-23	68,394	N
#10	Sept. 29	Rice	W	24-9	66,226	N
#10	Oct. 6	Florida *	W	24-3	66,974	N
#10	Oct. 13	at Auburn *	W	20-6	64,331	D
#9	Oct. 20	Kentucky *	W	28-21	66,991	N
#9	Oct. 27	at South Carolina	W	33-29	51,039	N
#7	Nov. 3	at Ole Miss * (20)	W	51-14	47,222	ABC D
#7	Nov. 17	Miss. St. * (HC)	W	26-7	66,536	N
#7	Nov. 22	#2 Alabama *	L	7-21	67,748	ABC N
#8	Dec. 1	at Tulane	L	0-14	86,598	N
<b>Orange Bowl • Miami, Florida</b>						
#13	Jan. 1	vs. #6 Penn State	L	9-16	60,477	NBC N



## 1974

**Record: 5-5-1 SEC: 2-4-0 H: 5-1 A: 0-4-1 N: 0-0**

**Coach Charles McClendon vs. Top 25: 0-1**

**Captains: Brad Boyd (TE), Steve Lelekacs (LB)**

#9	Sept. 14	Colorado	W	42-14	70,274	N
#7	Sept. 21	Texas A&M	L	14-21	69,088	N
#17	Sept. 28	at Rice	T	10-10	55,000	N
	Oct. 5	at #13 Florida	L	14-24	56,570	D
	Oct. 12	Tennessee (HC)	W	20-10	67,907	N
	Oct. 19	at Kentucky	L	13-20	57,000	N
	Nov. 2	Ole Miss	W	24-0	66,728	N
	Nov. 9	at Alabama (9)	L	0-30	70,364	ABC D
	Nov. 16	at Miss. St. (20)	L	6-7	37,000	D
	Nov. 23	Tulane	W	24-22	66,017	N
	Nov. 30	Utah	W	35-10	55,573	N



## 1975

**Record: 5-6-0 SEC: 2-4-0 H: 3-3 A: 1-3 N: 1-0**

**Coach Charles McClendon vs. Top 25: 1-5**

**Captains: Greg Bienvenu (C), Steve Cassidy (OT)**

	Sept. 13	at #6 Nebraska	L	7-10	70,259	D
	Sept. 20	#11 Texas A&M	L	8-39	69,445	N
	Sept. 27	vs. Rice (13)	W	16-13	41,826	N
	Oct. 4	#20 Florida (HC)	L	6-34	67,494	N
	Oct. 11	at #19 Tennessee	L	10-24	75,276	D
	Oct. 18	Kentucky	W	17-14	61,083	N
	Oct. 25	#20 South Carolina	W	24-6	61,445	N
	Nov. 1	at Ole Miss (20)	L	13-17	40,438	ABC D
	Nov. 8	#5 Alabama	L	10-23	65,047	N
	Nov. 15	Mississippi State *	W	6-16	61,483	N
	Nov. 22	at Tulane	W	42-6	70,850	N

\* - Forfeited to LSU by NCAA



## 1976

**Record: 7-3-1 SEC: 3-3-0 H: 6-0-1 A: 1-3 N: 0-0**

**Coach Charles McClendon vs. Top 25: 0-2**

**Captains: Roy Stuart (OG), Butch Knight (DE)**

	Sept. 11	#1 Nebraska	T	6-6	70,746	N
#16	Sept. 18	Oregon State	W	28-11	68,057	N
#15	Sept. 25	Rice	W	31-0	67,260	N
#11	Oct. 2	at #19 Florida *	L	23-28	57,119	D
#20	Oct. 9	Vanderbilt * (HC)	W	33-20	66,835	N
#16	Oct. 16	at Kentucky *	L	7-21	57,695	N
	Oct. 30	Ole Miss *	W	45-0	67,350	N
	Nov. 6	at #15 Alabama * (9)	L	17-28	71,018	D
	Nov. 13	at Miss. St. ** (20)	W	13-21	40,000	D
	Nov. 20	Tulane	W	17-7	64,318	N
	Nov. 27	Utah	W	35-7	48,355	N

^ - Forfeited to LSU by NCAA



## 1977

**Record: 8-4-0 SEC: 4-2-0 H: 5-2 A: 3-1 N: 0-1**

**Coach Charles McClendon vs. Top 25: 1-2**

**Captains: Kelly Simmons (FB), Steve Ripple (LB)**

	Sept. 17	at Indiana	L	21-24	30,067	D
	Sept. 24	Rice	W	77-0	67,844	N
	Oct. 1	#9 Florida *	W	36-14	68,029	N
#18	Oct. 8	at Vanderbilt *	W	28-15	24,000	D
#16	Oct. 15	#12 Kentucky * (HC)	L	13-33	71,495	N
	Oct. 22	Oregon	W	56-17	59,017	N
	Oct. 29	at Ole Miss * (20)	W	28-21	47,200	ABC D
#18	Nov. 5	#2 Alabama *	L	3-24	65,377	ABC D
	Nov. 12	Mississippi State *	W	27-24	61,333	N
	Nov. 19	at Tulane	W	20-17	72,025	N
	Nov. 26	Wyoming	W	66-7	52,388	N

**Sun Bowl • El Paso, Texas**

	Dec. 31	vs. Stanford	L	14-24	31,318	CBS D
--	---------	--------------	---	-------	--------	-------





## 1978

**Record: 8-4-0 SEC: 3-3-0 H: 5-1 A: 3-2 N: 0-1**  
**Coach Charles McClendon vs. Top 25: 0-2**  
**Captains: Charles Alexander (TB), Thad Minaldi (LB)**

#13 Sept. 16	Indiana	W	24-17	78,534	N
#10 Sept. 23	Wake Forest	W	13-11	77,197	N
#11 Sept. 30	at Rice	W	37-7	50,000	N
#11 Oct. 7	at Florida *	W	34-21	55,457	N
#11 Oct. 14	Georgia * (HC)	L	17-24	77,158	N
#16 Oct. 21	at Kentucky *	W	21-0	57,918	N
#12 Nov. 4	Ole Miss *	W	30-8	73,120	ABC D
#10 Nov. 11	at #3 Alabama * (9)	L	10-31	76,831	ABC D
#17 Nov. 18	at Miss. St. * (20)	L	14-16	44,200	D
Nov. 25	Tulane	W	40-21	75,876	N
Dec. 2	Wyoming	W	24-17	64,458	N
<b>Liberty Bowl • Memphis, Tenn.</b>					
Dec. 23	vs. #18 Missouri	L	15-20	53,064	ABC D



## 1979

**Record: 7-5-0 SEC: 4-2-0 H: 4-3 A: 2-2 N: 1-0**  
**Coach Charles McClendon vs. Top 25: 0-3**  
**Captains: John Ed Bradley (C), Willie Teal (CB), Rusty Brown (S)**

Sept. 15	at Colorado	W	44-0	46,642	D
Sept. 22	Rice	W	47-3	74,934	N
#20 Sept. 29	#1 Southern Cal	L	12-17	78,322	N
#17 Oct. 6	Florida *	W	20-3	73,073	N
#13 Oct. 13	at Georgia *	L	14-21	61,000	D
Oct. 20	Kentucky *	W	23-19	71,296	N
Oct. 27	#8 Florida St. (HC)	L	19-24	67,197	ABC D
Nov. 3	at Ole Miss * (20)	W	28-24	45,548	D
Nov. 10	#1 Alabama *	L	0-3	73,708	N
Nov. 17	Mississippi State *	W	21-3	69,454	N
Nov. 24	at #18 Tulane	L	13-24	73,496	ABC D
<b>Tangerine Bowl • Orlando, Florida</b>					
Dec. 22	vs. Wake Forest	W	34-10	38,666	Mizlou N



## 1980

**Record: 7-4-0 SEC: 4-2-0 H: 5-1 A: 2-3 N: 0-0**  
**Coach Jerry Stovall vs. Top 25: 1-3**  
**Captains: Hokie Gajan (FB), Lyman White (OLB)**

Sept. 6	#13 Florida State	L	0-16	77,535	N
Sept. 13	Kansas State	W	21-0	75,405	N
Sept. 20	Colorado	W	23-20	74,999	N
Sept. 27	at Rice	L	7-17	41,000	N
Oct. 4	at #19 Florida *	W	24-7	59,299	D
Oct. 11	Auburn * (HC)	W	21-17	76,094	N
Oct. 18	at Kentucky *	W	17-10	57,800	N
Nov. 1	Ole Miss *	W	38-16	71,422	ABC D
Nov. 8	at #6 Alabama *	L	7-28	60,210	D
Nov. 15	at #19 Miss. St. * (20)	L	31-55	48,863	D
Nov. 22	Tulane	W	24-7	69,248	N

## 1981

**Record: 3-7-1 SEC: 1-4-1 H: 3-4 A: 0-3-1 N: 0-0**  
**Coach Jerry Stovall vs. Top 25: 0-3**  
**Captains: James Britt (CB), Tom Tully (OG)**

Sept. 5	#4 Alabama *	L	7-24	78,066	ABC N
Sept. 12	at #4 Notre Dame	L	9-27	59,075	USA D
Sept. 19	Oregon State	W	27-24	74,962	N
Sept. 26	Rice	W	28-14	71,869	N
Oct. 3	Florida *	L	10-24	73,665	N
Oct. 10	at Auburn *	L	7-19	61,000	D
Oct. 17	Kentucky *	W	24-10	69,169	N
Oct. 24	#20 Florida St. (HC)	L	14-38	74,816	N
Oct. 31	at Ole Miss * (20)	T	27-27	46,324	D
Nov. 14	Mississippi State *	L	9-17	71,303	N
Nov. 28	at Tulane	L	7-48	71,546	N



## 1982

**Record: 8-3-1 SEC: 4-1-1 H: 5-1-1 A: 3-1 N: 0-1**  
**Coach Jerry Stovall vs. Top 25: 3-1**  
**Captains: Alan Risher (QB), James Britt (CB)**

Sept. 18	Oregon State	W	45-7	78,425	N
Sept. 25	Rice	W	52-13	75,040	N
Oct. 2	at #4 Florida *	W	24-13	73,152	D
#18 Oct. 9	Tennessee *	T	24-24	77,448	N
#16 Oct. 16	at Kentucky *	W	34-10	55,107	N
#14 Oct. 23	South Carolina (HC)	W	14-6	78,944	TigerVision N
#13 Oct. 30	Ole Miss *	W	45-8	74,404	TigerVision N
#11 Nov. 6	at #8 Alabama * (9)	W	20-10	77,230	TigerVision D
#6 Nov. 13	at Mississippi St. *	L	24-27	31,556	ABC D
#12 Nov. 20	#7 Florida State	W	55-21	76,637	TigerVision N
#7 Nov. 27	Tulane	L	28-31	76,114	TigerVision N
<b>Orange Bowl • Miami, Florida</b>					
#13 Dec. 1	vs. #3 Nebraska	L	20-21	54,407	NBC D



## 1983

**Record: 4-7-0 SEC: 0-6-0 H: 2-5 A: 2-2 N: 0-0**  
**Coach Jerry Stovall vs. Top 25: 1-3**  
**Captains: John Fritchie (ILB), Mike Gambrell (C)**

#13 Sept. 10	#12 Florida State	L	35-40	79,665	ABC D
Sept. 17	at Rice	W	24-10	34,000	TigerVision N
Sept. 24	#9 Washington	W	40-14	82,390	TigerVision N
#16 Oct. 1	#12 Florida *	L	17-31	78,616	TigerVision N
Oct. 8	at Tennessee *	L	6-20	94,497	TBS N
Oct. 15	Kentucky * (HC)	L	13-21	77,765	TigerVision N
Oct. 22	South Carolina	W	20-6	71,951	TigerVision N
Oct. 29	at Ole Miss * (20)	L	24-27	49,383	TigerVision D
Nov. 5	#19 Alabama *	L	26-32	70,606	ABC D
Nov. 12	Mississippi State *	L	26-45	74,439	TigerVision N
Nov. 24	at Tulane	W	20-7	51,765	TBS N

## 1984

**Record: 8-3-1 SEC: 4-1-1 H: 5-1 A: 3-1-1 N: 0-1**  
**Coach Bill Arnsparger vs. Top 25: 2-1**  
**Captains: Gregg Dubroc (OLB), Liffort Hobley (FS), Kevin Langford (OG), Jeff Wickersham (QB)**

Sept. 8	at Florida *	T	21-21	70,197	TBSD
Sept. 15	Wichita State	W	47-7	78,026	TigerVision N
Sept. 22	Arizona	W	27-26	78,052	TigerVision N
Sept. 29	at #15 Southern Cal	W	23-3	60,128	TigerVision D
#12 Oct. 13	Vanderbilt * (HC)	W	34-27	78,003	ESPN N
#10 Oct. 20	at #16 Kentucky *	W	36-10	57,252	ABC D
#7 Oct. 27	Notre Dame	L	22-30	78,033	ABC D
#15 Nov. 3	Ole Miss *	W	32-29	77,649	TigerVision N
#12 Nov. 10	at Alabama * (9)	W	16-14	74,301	D
#9 Nov. 17	at Mississippi State *	L	14-16	30,556	TigerVision D
#16 Nov. 24	Tulane	W	33-15	77,983	TigerVision N
<b>Sugar Bowl • New Orleans, Louisiana</b>					
#11 Jan. 1	vs. #5 Nebraska	L	10-28	75,608	ABC N



## 1985

**Record: 9-2-1 SEC: 4-1-1 H: 4-1-1 A: 5-0 N: 0-1**  
**Coach Bill Arnsparger vs. Top 25: 0-1-1**  
**Captains: Shawn Burks (ILB), Dalton Hilliard (RB), Jeff Wickersham (QB), Karl Wilson (DE)**

#12 Sept. 14	at North Carolina	W	23-13	50,866	TigerVision D
#9 Sept. 21	Colorado State	W	17-3	78,491	TigerVision N
#8 Oct. 5	#11 Florida *	L	0-20	78,598	TigerVision N
#20 Oct. 12	at Vanderbilt *	W	49-7	40,962	TigerVision N
#17 Oct. 19	Kentucky * (HC)	W	10-0	78,562	ESPN N
#16 Nov. 2	at Ole Miss * (20)	W	14-0	45,000	TBS D
#15 Nov. 9	#20 Alabama *	T	14-14	76,772	ABC D
#19 Nov. 16	Mississippi State *	W	17-15	76,099	TigerVision N
#17 Nov. 23	at Notre Dame	W	10-7	59,075	USA D
#13 Nov. 30	at Tulane	W	31-19	64,194	TigerVision N
#12 Dec. 7	East Carolina	W	35-15	65,660	TigerVision N
<b>Liberty Bowl • Memphis, Tennessee</b>					
#12 Dec. 27	vs. Baylor	L	7-21	40,186	Katz N



## 1986

### SEC CHAMPIONS

**Record: 9-3-0 SEC: 5-1-0 H: 5-2 A: 4-0 N: 0-1**  
**Coach Bill Arnsparger vs. Top 25: 2-1**  
**Captains: Eric Andolsek (OG), Michael Brooks (OLB), John Hazard (OT), Karl Wilson (DE)**

#14 Sept. 13	#7 Texas A&M	W	35-17	79,113	ESPN	N
#8 Sept. 20	Miami (Ohio)	L	12-21	75,777	TigerVision	N
#18 Oct. 4	at Florida *	W	28-17	74,221	TigerVision	D
#16 Oct. 11	Georgia *	W	23-14	78,252	TigerVision	N
#12 Oct. 18	at Kentucky *	W	25-16	57,201	TigerVision	N
#12 Oct. 25	North Carolina (HC)	W	30-3	78,301	TigerVision	N
#12 Nov. 1	Ole Miss *	L	19-21	77,758	ABC	D
#18 Nov. 8	at #6 Alabama * (9)	W	14-10	75,808	ESPN	N
#12 Nov. 15	at Miss. State * (20)	W	47-0	48,000	TigerVision	N
#8 Nov. 22	Notre Dame	W	21-19	78,197		N
#5 Nov. 29	Tulane	W	37-17	78,131	TigerVision	N
<b>Sugar Bowl • New Orleans, Louisiana</b>						
#5 Jan. 1	vs. #6 Nebraska	L	15-30	76,234	ABC	D



## 1987

**Record: 10-1-1 SEC: 5-1-0 H: 5-1-1 A: 4-0 N: 1-0**  
**Coach Mike Archer vs. Top 25: 4-1-1**  
**Captains: Eric Andolsek (OG), Tommy Clapp (DE), Wendell Davis (SE), Nicky Hazard (ILB)**

#6 Sept. 5	at #15 Texas A&M	W	17-3	71,292	ESPN	N
#6 Sept. 12	Cal State Fullerton	W	56-12	73,452	TigerVision	N
#4 Sept. 19	Rice	W	49-16	73,558	TigerVision	N
#4 Sept. 26	#7 Ohio State	T	13-13	79,263	CBS	D
#7 Oct. 3	#19 Florida *	W	13-10	79,313	ESPN	N
#7 Oct. 10	at #16 Georgia *	W	26-23	82,122	ESPN	D
#6 Oct. 17	Kentucky *	W	34-9	77,084	TBS	D
#5 Oct. 31	at Ole Miss * (20)	W	42-13	56,500	TigerVision	N
#5 Nov. 7	#13 Alabama *	L	10-22	79,379	ESPN	N
#10 Nov. 14	Miss. State * (HC)	W	34-14	79,258	TigerVision	N
#9 Nov. 21	at Tulane	W	41-36	70,158	TigerVision	N
<b>Gator Bowl • Jacksonville, Florida</b>						
#7 Dec. 31	vs. #8 S. Carolina	W	30-13	82,119	CBS	D



## 1988

### SEC CHAMPIONS

**Record: 8-4-0 SEC: 6-1 H: 5-1 A: 3-2 N: 0-1**  
**Coach Mike Archer vs. Top 25: 3-4**  
**Captains: Tommy Hodson (QB), Todd Coutee (C), Ralph Norwood (OT), Eric Hill (OLB), Greg Jackson (WS)**

#18 Sept. 3	#10 Texas A&M	W	27-0	79,018	TigerVision	N
#9 Sept. 17	at Tennessee *	W	34-9	92,849	TBS	D
#9 Sept. 24	at #18 Ohio State	L	33-36	90,584	ABC	D
#14 Oct. 1	at #17 Florida *	L	6-19	74,264	CBS	D
Oct. 8	#4 Auburn *	W	7-6	79,431	ESPN	N
#19 Oct. 15	Kentucky *	W	15-12	71,418	TigerVision	N
#13 Oct. 29	Ole Miss * (HC)	W	31-20	79,114	TBS	D
#13 Nov. 5	at #18 Alabama *	W	19-18	70,123	CBS	D
#12 Nov. 12	at Mississippi St.*	W	20-3	30,019	TBS	D
#11 Nov. 19	#3 Miami (Fla.)	L	3-44	79,528	ESPN	N
#16 Nov. 26	Tulane	W	44-14	75,497	TigerVision	N
<b>Hall of Fame Bowl • Tampa, Florida</b>						
#16 Jan. 2	vs. #17 Syracuse	L	10-23	51,112	NBC	D



## 1989

**Record: 4-7-0 SEC: 2-5 H: 2-4 A: 2-3 N: 0-0**  
**Coach Mike Archer vs. Top 25: 0-3**  
**Captains: Tommy Hodson (QB), Karl Dunbar (DT)**

#7 Sept. 2	at Texas A&M	L	16-28	61,733	ESPN	N
#21 Sept. 16	Florida State	L	21-31	75,524	ESPN	N
Sept. 30	Ohio	W	57-6	63,860	TigerVision	N
Oct. 7	Florida *	L	13-16	74,527	TigerVision	N
Oct. 14	at #12 Auburn *	L	6-10	85,214	CBS	D
Oct. 21	at Kentucky *	L	21-27	53,967	TigerVision	N
Oct. 28	#11 Tenn.* (HC)	L	39-45	71,634	TBS	D
Nov. 4	at Ole Miss *	W	35-30	42,354	TigerVision	D
Nov. 11	#4 Alabama *	L	16-32	77,197	ESPN	N
Nov. 18	Mississippi State *	W	44-20	62,592	TigerVision	N
Nov. 25	at Tulane	W	27-7	41,573	TigerVision	N



## 1990

**Record: 5-6-0 SEC: 2-5 H: 5-1 A: 0-5 N: 0-0**  
**Coach Mike Archer vs. Top 25: 1-3**  
**Captains: Sol Graves (QB), Marc Boutte (DT)**

Sept. 8	Georgia *	W	18-13	76,751	TigerVision	N
Sept. 15	Miami (Ohio)	W	35-7	63,237	TigerVision	N
Sept. 22	at Vanderbilt *	L	21-24	33,149	TBS	D
Sept. 29	#11 Texas A&M	W	17-8	77,703	TigerVision	N
Oct. 6	at #10 Florida *	L	8-34	75,063	ESPN	N
Oct. 20	Kentucky *	W	30-20	64,720	TigerVision	N
Oct. 27	at #12 Florida State	L	3-42	60,111	TBS	D
Nov. 3	#17 Ole Miss * (HC)	L	10-19	79,634	TigerVision	N
Nov. 10	at Alabama *	L	3-24	70,123	TigerVision	D
Nov. 17	at Miss. State * (20)	L	22-34	22,509		D
Nov. 24	Tulane	W	16-13	67,435	TigerVision	N



## 1991

**Record: 5-6-0 SEC: 3-4 H: 2-4 A: 3-2 N: 0-0**  
**Coach Curley Hallman vs. Top 25: 0-4**  
**Captains: Todd Kinchen (SE), Marc Boutte (DT), Darrell Williams (FB)**

Sept. 7	at Georgia *	L	10-31	85,434	ABC	D
Sept. 14	at #20 Texas A&M	L	7-45	66,281	TigerVision	D
Sept. 21	Vanderbilt *	W	16-14	64,341		N
Oct. 5	#13 Florida *	L	0-16	72,019		N
Oct. 12	Arkansas State	W	70-14	62,024		N
Oct. 19	at Kentucky *	W	29-26	53,650	TBS	D
Oct. 26	#1 Florida State	L	16-27	71,019	ESPN	N
Nov. 2	at Ole Miss * (20)	W	25-22	41,000	TigerVision	D
Nov. 9	#8 Alabama *	L	17-20	78,838	ABC	D
Nov. 16	Miss. St. * (HC)	L	19-28	67,724	TigerVision	N
Nov. 23	at Tulane	W	39-20	38,384		N



## 1992

**Record: 2-9-0 SEC: 1-7 H: 2-5 A: 0-4 N: 0-0**  
**Coach Curley Hallman vs. Top 25: 1-3**  
**Captains: Darron Landry (OG), Anthony Williams (LB), Carlton Buckels (CB)**

Sept. 5	#7 Texas A&M	L	22-31	69,313	ABC	D
Sept. 12	#22 Mississippi St.*	W	24-3	68,888	TigerVision	N
Sept. 19	at Auburn *	L	28-30	76,637	JP-TV	D
Sept. 26	Colorado State	L	14-17	69,654	TigerVision	N
Oct. 3	#7 Tennessee *	L	0-20	68,318	ESPN	N
Oct. 10	at #23 Florida *	L	21-28	83,401	TigerVision	D
Oct. 17	Kentucky *	L	25-27	57,641	TigerVision	N
Oct. 31	at Ole Miss * (20)	L	0-32	47,000	TigerVision	N
Nov. 7	#3 Alabama *	L	11-31	76,813	ABC	D
Nov. 21	Tulane (HC)	W	24-12	59,919		N
Nov. 27	at Arkansas *	L	6-30	32,721	ESPN	D



## 1993

**Record: 5-6-0 SEC: 3-5 H: 3-3 A: 2-3 N: 0-0**  
**Coach Curley Hallman vs. Top 25: 1-3**  
**Captains: Chad Loup (QB), Anthony Marshall (FS), Scott Holstein (P), Gabe Northern (DE)**

Sept. 4	at #5 Texas A&M	L	0-24	61,307	ABC	D
Sept. 11	at Mississippi St. *	W	18-16	33,324	ABC	D
Sept. 18	Auburn *	L	10-34	71,936		N
Sept. 25	at #13 Tennessee *	L	20-42	95,931	JP-TV	D
Oct. 2	Utah State	W	38-17	57,316		N
Oct. 9	#5 Florida *	L	3-58	60,060	ESPN	N
Oct. 16	at Kentucky *	L	17-35	54,750	TigerVision	N
Oct. 30	Ole Miss * (HC)	W	19-17	61,470		N
Nov. 6	at #5 Alabama *	W	17-13	70,123	JP-TV	D
Nov. 20	Tulane	W	24-10	58,190		N
Nov. 27	Arkansas *	L	24-42	54,239	ESPN	D



## 1994

**Record: 4-7-0 SEC: 3-5 H: 2-4 A: 2-3 N: 0-0**  
**Coach Curley Hallman vs. Top 25: 0-4**  
**Captains: Brett Bech (SE), Ivory Hilliard (FS), Jonny Fayard (TE), Troy Twillie (FS)**

Sept. 3	#15 Texas A&M	L	13-18	75,504	N
Sept. 10	Mississippi State *	W	44-24	63,029	N
Sept. 17	at #11 Auburn *	L	26-30	84,754	JP-TV D
Oct. 1	S. Carolina * (HC)	L	17-18	63,281	N
Oct. 8	at #1 Florida *	L	18-42	85,385	JP-TV D
Oct. 15	Kentucky *	W	17-13	61,764	N
Oct. 29	at Ole Miss *	L	21-34	40,157	D
Nov. 5	#6 Alabama *	L	17-35	75,453	ESPN N
Nov. 12	Southern Miss	L	18-20	51,710	N
Nov. 19	at Tulane	W	49-25	32,067	N
Nov. 26	at Arkansas * (6)	W	30-12	45,633	D



## 1995

**Record: 7-4-1 SEC: 4-3-1 H: 5-1 A: 1-3-1 N: 1-0**  
**Coach Gerry DiNardo vs. Top 25: 2-3**  
**Captain: Sheddrick Wilson (WR)**

Sept. 2	at #3 Texas A&M	L	17-33	70,057	ABC D
Sept. 9	at Mississippi St. *	W	34-16	36,110	JP-TV D
Sept. 16	#5 Auburn *	W	12-6	80,559	N
#18 Sept. 23	Rice (HC)	W	52-7	73,342	N
#14 Sept. 30	at South Carolina *	T	20-20	67,902	JP-TV D
#21 Oct. 7	#3 Florida *	L	10-28	80,583	JP-TV D
Oct. 14	at Kentucky *	L	16-24	51,500	N
Oct. 21	North Texas	W	49-7	66,870	N
Nov. 4	at #16 Alabama *	L	3-10	70,123	ABC D
Nov. 11	Ole Miss *	W	38-9	78,246	N
Nov. 18	#14 Arkansas *	W	28-0	66,548	ABC D

### Independence Bowl • Shreveport, Louisiana

Dec. 29	vs. Michigan State	W	45-26	48,835	ESPN D
---------	--------------------	---	-------	--------	--------



## 1996

**Record: 10-2 SEC: 6-2 H: 6-1 A: 3-1 N: 1-0**  
**Coach Gerry DiNardo vs. Top 25: 1-2**  
**Captains: Ben Bordelon (OT), Allen Stansberry (LB)**

#17 Sept. 7	Houston	W	35-34	80,303	N
#21 Sept. 21	at #14 Auburn *	W	19-15	85,214	ESPN N
#17 Sept. 28	New Mexico St. (HC)	W	63-7	77,676	N
#14 Oct. 5	Vanderbilt *	W	35-0	80,142	N
#12 Oct. 12	at #1 Florida *	L	13-56	85,567	CBS D
#17 Oct. 19	Kentucky *	W	41-14	79,660	N
#13 Oct. 26	Mississippi State *	W	28-20	79,594	JP-TV D
#11 Nov. 9	#10 Alabama *	L	0-26	80,290	ESPN N
#17 Nov. 16	at Ole Miss *	W	39-7	44,436	TigerVision D
#18 Nov. 23	Tulane	W	35-17	78,966	N
#19 Nov. 29	at Arkansas * (6)	W	17-7	22,329	CBS D

### Peach Bowl • Atlanta, Georgia

#17 Dec. 28	vs. Clemson	W	10-7	63,622	ESPN N
-------------	-------------	---	------	--------	--------



## 1997

**Record: 9-3 SEC: 6-2 H: 4-3 A: 4-0 N: 1-0**  
**Coach Gerry DiNardo vs. Top 25: 1-1**  
**Captains: Adam Perry (OG), Chuck Wiley (DT)**

#10 Sept. 6	UTEP	W	55-3	80,015	N
#10 Sept. 13	at Mississippi St. *	W	24-9	40,030	ESPN N
#10 Sept. 20	#12 Auburn *	L	28-31	80,538	ESPN N
#13 Sept. 27	Akron (HC)	W	56-0	79,772	N
#13 Oct. 4	at Vanderbilt *	W	7-6	37,045	TigerVision D
#14 Oct. 11	#1 Florida *	W	28-21	80,677	ESPN N
#8 Oct. 18	Ole Miss *	L	21-36	80,442	JP-TV D
#16 Nov. 1	at Kentucky *	W	63-28	58,450	ESPN2 N
#14 Nov. 8	at Alabama *	W	27-0	70,123	CBS D
#11 Nov. 15	Notre Dame	L	6-24	80,566	CBS D
#17 Nov. 28	Arkansas *	W	31-21	79,619	CBS D

### Independence Bowl • Shreveport, Louisiana

#15 Dec. 28	vs. Notre Dame	W	27-9	50,459	ESPN N
-------------	----------------	---	------	--------	--------



## 1998

**Record: 4-7 SEC: 2-6 H: 3-3 A: 1-4 N: 0-0**  
**Coach Gerry DiNardo vs. Top 25: 1-4**  
**Captains: Todd McClure (C), Anthony McFarland (NG), Joe Wesley (ILB)**

#7 Sept. 12	Arkansas State	W	42-6	80,051	N
#7 Sept. 19	at Auburn *	W	31-19	85,214	ESPN D
#6 Sept. 26	Idaho (HC)	W	53-20	80,466	N
#6 Oct. 3	#12 Georgia *	L	27-28	80,792	ESPN N
#11 Oct. 10	at #6 Florida *	L	10-22	85,407	ESPN N
#21 Oct. 17	Kentucky *	L	36-39	80,524	ESPN2 N
Oct. 24	#24 Miss. St. *	W	41-6	80,040	ESPN2 N
Oct. 31	at Ole Miss *	L	31-37 (OT)	50,577	TigerVision D
Nov. 7	Alabama *	L	16-22	80,522	CBS D
Nov. 21	at #10 Notre Dame	L	36-39	80,012	NBC D
Nov. 27	at #13 Arkansas * (6)	L	14-41	55,831	CBS D



## 1999

**Record: 3-8 SEC: 1-7 H: 3-4 A: 0-4 N: 0-0**  
**Coach Gerry DiNardo/Hal Hunter (Arkansas game) vs. Top 25: 0-5; Captains: Rondell Mealey (TB), Johnny Mitchell (DT), Charles Smith (ILB)**

Sept. 4	San Jose State	W	29-21	76,753	N
Sept. 11	North Texas (HC)	W	52-0	76,845	N
Sept. 18	Auburn *	L	7-41	80,562	ESPN D
Oct. 2	at #10 Georgia *	L	22-23	86,117	JP-TV D
Oct. 9	#8 Florida *	L	10-31	80,255	CBS D
Oct. 16	at Kentucky *	L	5-31	67,370	JP-TV D
Oct. 23	at #12 Miss. St. *	L	16-17	41,274	ESPN2 N
Oct. 30	#25 Ole Miss *	L	23-42	80,084	N
Nov. 6	at #12 Alabama *	L	17-23	83,818	JP-TV D
Nov. 13	Houston	L	7-20	76,671	N
Nov. 26	#17 Arkansas *	W	35-10	77,610	CBS D



## 2000

**Record: 8-4 SEC: 5-3 H: 6-1 A: 1-3 N: 1-0**  
**Coach Nick Saban vs. Top 25: 3-2**  
**Captains: Rohan Davey (QB), Trev Faulk (LB), Louis Williams (OT)**

Sept. 2	Western Carolina	W	58-0	87,188	N
Sept. 9	Houston	W	28-13	82,469	N
Sept. 16	at #24 Auburn *	L	17-34	85,612	ESPN N
Sept. 23	UAB (HC)	L	10-13	85,339	N
Sept. 30	#11 Tennessee *	W	38-31 (OT)	91,682	ESPN N
Oct. 7	at #12 Florida *	L	9-41	85,365	JP-TV D
Oct. 14	Kentucky *	W	34-0	85,664	N
Oct. 21	#13 Mississippi St. *	W	45-38 (OT)	90,584	ESPN2 N
Nov. 4	Alabama *	W	30-28	91,778	CBS D
Nov. 11	at Ole Miss *	W	20-9	52,476	ESPN2 N
#24 Nov. 24	at Arkansas * (6)	L	3-14	43,982	CBS D

### Peach Bowl • Atlanta, Georgia

Dec. 29	vs. #15 Georgia Tech	W	28-14	73,614	ESPN N
---------	----------------------	---	-------	--------	--------



## 2001

**SEC CHAMPIONS**  
**Record: 10-3 SEC: 5-3 H: 5-2 A: 3-1 N: 2-0**  
**Coach Nick Saban vs. Top 25: 4-2**  
**Captains: Rohan Davey (QB), Trev Faulk (LB), Robert Royal (TE)**

#14 Sept. 1	Tulane	W	48-17	91,782	N
#13 Sept. 8	Utah State	W	31-14	87,756	N
#14 Sept. 29	at #7 Tennessee *	L	18-26	108,472	ESPN N
#18 Oct. 6	#2 Florida *	L	15-44	92,010	CBS D
Oct. 13	at Kentucky *	W	29-25	52,471	TigerVision N
Oct. 20	at Mississippi St. *	W	42-0	45,514	ESPN2 N
Oct. 27	Ole Miss *	L	24-35	91,941	ESPN2 N
Nov. 3	at Alabama *	W	35-21	83,818	CBS D
Nov. 10	Middle Tenn. (HC)	W	30-14	88,249	N
Nov. 23	#24 Arkansas *	W	41-38	89,560	CBS D
#22 Dec. 1	#25 Auburn *	W	27-14	92,141	ESPN N

### SEC Championship Game • Atlanta, Georgia

#21 Dec. 8	vs. #2 Tennessee	W	31-20	74,843	CBS N
------------	------------------	---	-------	--------	-------

### Sugar Bowl • New Orleans, Louisiana

#12 Jan. 1	vs. #7 Illinois	W	47-34	77,688	ABC N
------------	-----------------	---	-------	--------	-------



## 2002

**Record: 8-5 SEC: 5-3 H: 6-1 A: 2-3 N: 0-1**  
**Coach Nick Saban vs. Top 25: 1-3**  
**Captains: Bradie James (LB), LaBrandon Toefield (RB)**

#14 Sept. 1	at #16 Virginia Tech	L	8-26	65,049	ABC	D
#24 Sept. 7	The Citadel	W	35-10	85,022		N
#25 Sept. 14	Miami (Ohio)	W	33-7	90,010		N
#22 Sept. 28	Mississippi State *	W	31-13	90,793	JP-TV	D
#21 Oct. 5	UL Lafayette (HC)	W	48-0	91,357	TigerVision	N
#18 Oct. 12	at #16 Florida *	W	36-7	85,252	ESPN	N
#14 Oct. 19	South Carolina *	W	38-14	91,340	ESPN2	N
#10 Oct. 26	at Auburn *	L	7-31	85,366	JP-TV	D
#16 Nov. 9	at Kentucky *	W	33-30	66,262	JP-TV	D
#14 Nov. 16	#10 Alabama *	L	0-31	92,012	ESPN	N
#21 Nov. 23	Ole Miss *	W	14-13	91,613	ESPN2	N
#17 Nov. 29	at Arkansas * (6)	L	20-21	55,553	CBS	D
<b>Cotton Bowl • Dallas, Texas</b>						
Jan. 1	vs. #9 Texas	L	20-35	70,817	FOX	D



## 2003

**NATIONAL CHAMPIONS**  
**SEC CHAMPIONS**  
**Record: 13-1 SEC: 7-1 H: 6-1 A: 5-0 N: 2-0**  
**Coach Nick Saban vs. Top 25: 5-0**  
**Captains: Chad Lavalais (DT), Matt Mauck (QB), Rodney Reed (OT), Michael Clayton (WR)**

#14 Aug. 30	Louisiana-Monroe	W	49-7	89,148		N
#13 Sept. 6	at Arizona	W	59-13	46,110	TBS	N
#12 Sept. 13	Western Illinois	W	35-7	87,164		N
#11 Sept. 20	#7 Georgia *	W	17-10	92,251	CBS	D
#7 Sept. 27	at Mississippi St. *	W	41-6	45,835	ESPN2	N
#6 Oct. 11	Florida *	L	7-19	92,077	CBS	D
#10 Oct. 18	at South Carolina *	W	33-7	82,525	ESPN2	N
#9 Oct. 25	#17 Auburn *	W	31-7	92,085	ESPN	N
#7 Nov. 1	Louisiana Tech (HC)	W	49-10	91,879	TigerVision	N
#4 Nov. 15	at Alabama *	W	27-3	83,818	ESPN	N
#3 Nov. 22	at #15 Ole Miss *	W	17-14	62,552	CBS	D
#3 Nov. 28	Arkansas *	W	55-24	92,213	CBS	D
<b>SEC Championship Game • Atlanta, Georgia</b>						
#3 Dec. 6	vs. #5 Georgia	W	34-13	74,913	CBS	N
<b>Sugar Bowl • BCS National Championship Game • New Orleans, La</b>						
#2 Jan. 4	vs. #3 Oklahoma	W	21-14	79,342	ABC	N



## 2004

**Record: 9-3 SEC: 6-2 H: 7-0 A: 2-2 N: 0-1**  
**Coach Nick Saban vs. Top 25: 1-3**  
**Captains: Marcus Spears (DE), Marcus Randall (QB), Corey Webster (CB), Andrew Whitworth (OT)**


#4 Sept. 4	Oregon State	W	22-21 OT	91,828	ESPN	N
#6 Sept. 11	Arkansas State	W	53-3	91,611		N
#5 Sept. 18	at #14 Auburn *	L	9-10	87,451	CBS	D
#13 Sept. 25	Mississippi State *	W	51-0	91,431	JP-TV	D
#13 Oct. 2	at #3 Georgia *	L	16-45	92,746	CBS	D
#24 Oct. 9	at #12 Florida *	W	24-21	90,377	ESPN	N
#18 Oct. 23	Troy (HC)	W	24-20	89,493	TigerVision	N
#19 Oct. 30	Vanderbilt *	W	24-7	90,825	TigerVision	N
#17 Nov. 13	Alabama *	W	26-10	91,861	ESPN	N
#14 Nov. 20	Ole Miss *	W	27-24	91,413	TigerVision	N
#14 Nov. 26	at Arkansas * (6)	W	43-14	55,829	CBS	D
<b>Capital One Bowl • Orlando, Florida</b>						
#12 Jan. 1	vs. #11 Iowa	L	25-30	70,229	ABC	D



## 2005

**Record: 11-2 SEC: 7-1 H: 5-1 A: 5-0 N: 1-1**  
**Coach: Les Miles vs. Top 25: 5-2**  
**Captains: Joseph Addai (RB), Skyler Green (WR), Andrew Whitworth (OT), Kyle Williams (DT)**

#5 Sept. 10	at #15 Arizona St.	W	35-31	63,210	ESPN	N
#4 Sept. 26	#10 Tennessee *	L	27-30 (OT)	91,986	ESPN2	N
#4 Oct. 1	at Mississippi St. *	W	37-7	48,344	TigerVision	D
#11 Oct. 8	at Vanderbilt *	W	34-6	37,309	ESPN2	N
#10 Oct. 15	#11 Florida *	W	21-17	92,402	CBS	D
#7 Oct. 22	#16 Auburn *	W	20-17 (OT)	92,664	ESPN	N
#7 Oct. 29	North Texas	W	56-3	88,887	TigerVision	N
#6 Nov. 5	Appalachian St. (HC)	W	24-0	91,414		N
#5 Nov. 12	at #4 Alabama *	W	16-13 (OT)	81,018	CBS	D
#4 Nov. 19	at Ole Miss *	W	40-7	59,543	ESPN2	N
#3 Nov. 25	Arkansas *	W	19-17	92,127	CBS	D
<b>SEC Championship Game • Atlanta, Georgia</b>						
#3 Dec. 3	vs. #13 Georgia	L	14-34	73,717	CBS	N
<b>Peach Bowl • Atlanta, Georgia</b>						
#10 Dec. 30	vs. #9 Miami	W	40-3	65,620	ESPN	N



## 2006

**Record: 11-2 SEC: 6-2 H: 8-0 A: 2-2 N: 1-0**  
**Coach: Les Miles vs. Top 25: 3-2**  
**Captains: JaMarcus Russell (QB), LaRon Landry (FS), Chris Jackson (P/PK)**

#8 Sept. 2	Louisiana-Lafayette	W	45-3	92,362	TigerVision	N
#8 Sept. 9	Arizona	W	45-3	92,221	ESPN2	N
#6 Sept. 16	at #3 Auburn *	L	3-7	87,451	CBS	D
#10 Sept. 23	Tulane (HC)	W	49-7	92,135	TigerVision	N
#9 Sept. 30	Mississippi State *	W	48-17	91,960	LFS	D
#9 Oct. 7	at #5 Florida *	L	10-23	90,714	CBS	D
#14 Oct. 14	Kentucky *	W	49-0	92,148		N
#14 Oct. 21	Fresno State	W	38-6	91,833	ESPN2	N
#13 Nov. 4	at #8 Tennessee *	W	28-24	106,333	CBS	D
#12 Nov. 11	Alabama *	W	28-14	92,588	ESPN	N
#9 Nov. 18	Ole Miss *	W	23-20 (OT)	92,449	TigerVision	N
#9 Nov. 24	at #5 Arkansas * (6)	W	31-26	55,833	CBS	D
<b>Sugar Bowl • New Orleans, Louisiana</b>						
#4 Jan. 3	vs. #11 Notre Dame	W	41-14	77,781	FOX	N



## 2007

**NATIONAL CHAMPIONS**  
**SEC CHAMPIONS**  
**Record: 12-2 SEC: 6-2 H: 6-1 A: 4-1 N: 2-0**  
**Coach: Les Miles vs. Top 25: 7-1**  
**Captains: Matt Flynn (QB), Jacob Hester (RB), Glenn Dorsey (DT), Craig Steltz (S), Patrick Fisher (P)**

#2 Aug. 30	at Mississippi St. *	W	45-0	50,112	ESPN	N
#2 Sept. 8	#9 Virginia Tech	W	48-7	92,739	ESPN	N
#2 Sept. 15	Middle Tennessee	W	44-0	92,407	TigerVision	N
#2 Sept. 22	#12 S. Carolina *	W	28-16	92,530	CBS	D
#2 Sept. 29	at Tulane	W	34-9	58,769	ESPN2	D
#1 Oct. 6	#9 Florida *	W	28-24	92,910	CBS	N
#1 Oct. 13	at #17 Kentucky *	L	37-43 (30T)	70,902	CBS	D
#5 Oct. 20	#18 Auburn *	W	30-24	92,630	ESPN	N
#3 Nov. 3	at #17 Alabama *	W	41-34	92,138	CBS	D
#2 Nov. 10	La. Tech (HC)	W	58-10	92,512	TigerVision	N
#1 Nov. 17	at Ole Miss *	W	41-24	61,118	CBS	D
#1 Nov. 23	Arkansas *	L	48-50 (30T)	92,606	CBS	D
<b>SEC Championship Game – Atlanta, Georgia</b>						
#5 Dec. 1	vs. #14 Tennessee	W	21-14	73,832	CBS	D
<b>BCS National Championship Game – New Orleans, Louisiana</b>						
#2 Jan. 7	vs. #1 Ohio State	W	38-24	79,651	FOX	N



## 2008

**Record: 8-5 SEC: 3-5 H: 5-3 A: 2-2 N: 1-0**  
**Coach: Les Miles vs. Top 25: 2-3**  
**Captains: Herman Johnson (OG), Quinn Johnson (FB), Tyson Jackson (DE), Colt David (PK)**

#6	Aug. 30	Appalachian State	W	41-13	91,922	ESPN	D
#7	Sept. 13	North Texas	W	41-3	91,602	TigerVision	N
#6	Sept. 20	at #9 Auburn *	W	26-21	87,451	ESPN	N
#5	Sept. 27	Mississippi State *	W	34-24	92,710	ESPN2	N
#3	Oct. 11	at #11 Florida *	L	21-51	90,684	CBS	N
#13	Oct. 18	at South Carolina *	W	24-17	82,477	ESPN	N
#11	Oct. 25	#9 Georgia *	L	38-52	92,904	CBS	D
#15	Nov. 1	Tulane	W	35-10	92,136	TigerVision	N
#15	Nov. 8	#1 Alabama *	L	21-27 OT	93,039	CBS	D
#19	Nov. 15	Troy (HC)	W	40-31	92,130	TigerVision	N
#18	Nov. 22	Ole Miss *	L	13-31	92,649	CBS	D
	Nov. 28	at Arkansas * (6)	L	30-31	55,325	CBS	D
<b>Chick-fil-A Bowl • Atlanta, Georgia</b>							
	Dec. 31	vs. #14 Ga. Tech	W	38-3	71,423	ESPN	N



## 2009

**Record: 9-4 SEC: 5-3 H: 6-1 A: 3-2 N: 0-1**  
**Coach: Les Miles vs. Top 25: 1-3**  
**Captains: Ciron Black (OT), Harry Coleman (LB), Josh Jasper (PK)**

#11	Sept. 5	at Washington	W	31-23	69,161	ESPN	N
#11	Sept. 12	Vanderbilt *	W	23-9	91,556	ESPNU	N
#9	Sept. 19	Louisiana-Lafayette	W	31-3	92,443	ESPNU	N
#7	Sept. 26	at Mississippi St. *	W	30-26	53,612	SEC-TV	D
#4	Oct. 3	at #14 Georgia *	W	20-13	92,746	CBS	D
#4	Oct. 10	#1 Florida *	L	3-13	93,129	CBS	N
#9	Oct. 24	Auburn *	W	31-10	92,654	ESPN	N
#9	Oct. 31	Tulane	W	42-0	92,031	TigerVision	N
#9	Nov. 7	at #3 Alabama *	L	15-24	92,012	CBS	D
#9	Nov. 14	Louisiana Tech (HC)	W	24-16	92,584	ESPNU	N
#10	Nov. 21	at Ole Miss *	L	23-25	61,752	CBS	D
#17	Nov. 28	Arkansas *	W	33-30 (OT)	93,013	ESPN	N
<b>Capital One Bowl • Orlando, Florida</b>							
#12	Jan. 1	vs. #13 Penn State	L	17-19	63,025	ABC	D



## 2010

**Record: 11-2 SEC: 6-2 H: 7-0 A: 2-2 N: 2-0**  
**Coach: Les Miles vs. Top 25: 5-2**  
**Captains: Stevan Ridley (RB), Drake Nevis (DT), Kelvin Sheppard (LB), Josh Jasper (PK)**

#21	Sept. 4	vs. #18 N. Carolina (23)	W	30-24	68,919	ABC	N
#19	Sept. 11	at Vanderbilt *	W	27-3	36,940	ESPNU	N
#15	Sept. 18	Mississippi State *	W	29-7	92,538	ESPNU	N
#15	Sept. 25	#22 West Virginia	W	20-14	92,575	ESPN2	N
#12	Oct. 2	Tennessee *	W	16-14	92,932	CBS	D
#12	Oct. 9	at #14 Florida *	W	33-29	90,721	ESPN	N
#9	Oct. 16	McNeese State	W	32-10	92,576	FSN	N
#6	Oct. 23	at #5 Auburn *	L	17-24	87,451	CBS	D
#12	Nov. 6	#5 Alabama *	W	24-21	92,969	CBS	D
#5	Nov. 13	Louisiana-Monroe (HC)	W	51-0	92,518	TigerVision	N
#5	Nov. 20	Ole Miss *	W	43-36	92,915	CBS	D
#6	Nov. 27	at #12 Arkansas *	L	23-31	55,808	CBS	D
<b>AT&amp;T Cotton Bowl • Arlington, Texas</b>							
#11	Jan. 7	vs. #18 Texas A&M	W	41-24	83,514	FOX	N



## 2011

**SEC CHAMPIONS**  
**Record: 13-1 SEC: 8-0 H: 6-0 A: 5-0 N: 2-1**  
**Coach: Les Miles vs. Top 25: 8-1**  
**Captains: Will Blackwell (OG), Morris Claiborne (CB) Jordan Jefferson (QB), Brandon Taylor (S), Tyrann Mathieu (ST)**

#4	Sept. 3	vs. #3 Oregon (14)	W	40-27	87,111	ABC	N
#2	Sept. 10	Northwestern State	W	49-3	92,405	TigerVision	N
#3	Sept. 15	at #25 Miss. St. *	W	19-6	56,924	ESPN	N
#2	Sept. 24	at #16 West Virginia	W	47-21	62,056	ABC	N
#1	Oct. 1	Kentucky *	W	35-7	92,660	SEC-TV	D
#1	Oct. 8	#17 Florida *	W	41-11	93,022	CBS	D
#1	Oct. 15	at Tennessee *	W	38-7	101,822	CBS	D
#1	Oct. 22	#19 Auburn *	W	45-10	93,098	CBS	D
#1	Nov. 5	at #2 Alabama *	W	9-6 (OT)	101,821	CBS	N
#1	Nov. 12	West. Kentucky (HC)	W	42-9	92,917	ESPNU	N
#1	Nov. 19	at Ole Miss *	W	52-3	59,877	ESPN	N
#1	Nov. 25	#3 Arkansas *	W	41-17	93,108	CBS	D
<b>SEC Championship Game • Atlanta, Georgia</b>							
#1	Dec. 3	vs. #12 Georgia	W	42-10	74,515	CBS	D
<b>BCS National Championship Game • New Orleans, Louisiana</b>							
#1	Jan. 9	vs. #2 Alabama	L	0-21	78,237	ESPN	N



## 2012

**Record: 10-3 SEC: 6-2 H: 7-1 A: 3-1 N: 0-1**  
**Coach: Les Miles vs. Top 25: 3-3**  
**Captains: Zach Mettenberger (QB), Josh Dworaczyk (OT), Kevin Minter (LB), Eric Reid (S), Drew Alleman (PK)**

#3	Sept. 1	North Texas	W	41-14	92,059	ESPNU	N
#3	Sept. 8	Washington	W	41-3	92,804	ESPN	N
#3	Sept. 15	Idaho	W	63-14	92,177	TigerVision	N
#2	Sept. 22	at Auburn *	W	12-10	86,721	ESPN	N
#3	Sept. 29	Towson	W	38-22	92,154	ESPNU	N
#4	Oct. 6	at #10 Florida *	L	6-14	90,824	CBS	D
#9	Oct. 13	#3 South Carolina *	W	23-21	92,734	ESPN	N
#6	Oct. 20	at #20 Texas A&M *	W	24-19	87,429	ESPN	D
#5	Nov. 3	#1 Alabama *	L	17-21	93,374	CBS	N
#9	Nov. 10	#22 Miss. St. * (HC)	W	37-17	92,831	ESPN	N
#8	Nov. 17	Ole Miss *	W	41-35	92,872	CBS	D
#8	Nov. 23	at Arkansas *	W	20-13	71,117	CBS	D
<b>Chick-fil-A Bowl • Atlanta, Georgia</b>							
#9	Dec. 31	vs. #14 Clemson	L	24-25	68,027	ESPN	N



## 2013

**Record: 10-3 SEC: 5-3 H: 7-0 A: 1-3 N: 2-0**  
**Coach: Les Miles vs. Top 25: 3-2**  
**Captains: Zach Mettenberger (QB), Jarvis Landry (WR), Lamin Barrow (LB), James Wright (ST)**

#12	Aug. 31	vs. #20 TCU (24)	W	37-27	80,320	ESPN	N
#9	Sept. 7	UAB	W	56-17	90,037	ESPNU	N
#8	Sept. 14	Kent State	W	45-13	89,113	ESPNU	N
#6	Sept. 21	Auburn *	W	35-21	92,638	ESPN	N
#6	Sept. 28	at #9 Georgia *	L	41-44	92,746	CBS	D
#10	Oct. 5	at Mississippi St. *	W	59-26	57,113	ESPN	N
#10	Oct. 12	#17 Florida *	W	17-6	92,980	CBS	D
#6	Oct. 19	at Ole Miss *	L	24-27	61,160	ESPN2	N
#13	Oct. 26	Furman (HC)	W	48-16	92,554	TigerVision	N
#10	Nov. 9	at #1 Alabama *	L	17-38	101,821	CBS	N
#18	Nov. 23	#9 Texas A&M *	W	34-10	92,949	CBS	D
#15	Nov. 29	Arkansas *	W	31-27	89,656	CBS	D
<b>Outback Bowl • Tampa, Florida</b>							
#14	Jan. 1	vs. Iowa	W	21-14	51,296	ESPN	D

# Year-by-Year Results



## 2014

**Record: 8-5 SEC: 4-4 H: 5-2 A: 2-2 N: 1-1**

**Coach: Les Miles vs. Top 25: 2-2**

**Captains: La'el Collins (LT), Terrence Magee (RB), Jermauria Rasco (DE), Kwon Alexander (LB), Jamie Keehn (P)**

#13	Aug. 30	vs. #14 Wisc. (12)	W	28-24	71,599	ESPN	N
#12	Sept. 6	Sam Houston State	W	56-0	100,338	SECN	N
#10	Sept. 13	Louisiana-Monroe	W	31-0	101,194	ESPNU	N
#8	Sept. 20	Mississippi State *	L	29-34	102,321	ESPN	N
#17	Sept. 27	New Mexico State	W	63-7	101,987	SECN	N
#15	Oct. 5	at #5 Auburn *	L	7-41	87,451	ESPN	N
	Oct. 11	at Florida *	W	30-27	88,014	SECN	N
	Oct. 18	Kentucky *	W	41-3	101,581	SECN	N
#24	Oct. 25	#3 Ole Miss * (HC)	W	10-7	102,321	ESPN	N
#14	Nov. 8	#4 Alabama *	L	13-20 (OT)	102,321	CBS	N
#20	Nov. 15	at Arkansas *	L	0-17	70,165	ESPN2	N
	Nov. 27	at Texas A&M *	W	23-17	105,829	ESPN	N

**Music City Bowl • Nashville, Tennessee**

#22	Dec. 30	vs. Notre Dame	L	28-31	60,419	ESPN	D
-----	---------	----------------	---	-------	--------	------	---



## 2015

**Record: 9-3 SEC: 5-3 H: 6-1 A: 2-2 N: 1-0**

**Coach: Les Miles vs. Top 25: 3-2**

**Captains: Vadal Alexander (RT), Leonard Fournette (RB), Deion Jones (LB), Jamie Keehn (P)**

#14	Sept. 5	McNeese State	No Contest	(game canceled due to weather)			
#14	Sept. 12	at #25 Miss. St. *	W	21-19	62,531	ESPN	N
#13	Sept. 19	#18 Auburn *	W	45-21	102,321	CBS	D
#8	Sept. 26	at Syracuse	W	34-24	43,101	ESPN	D
#9	Oct. 3	Eastern Michigan	W	44-22	102,321	ESPNU	N
#7	Oct. 10	South Carolina *	W	45-24	42,058	ESPN	D
#6	Oct. 17	#8 Florida *	W	35-28	102,321	ESPN	N
#5	Oct. 24	West. Kentucky (HC)	W	48-20	101,561	ESPNU	N
#2	Nov. 7	at #4 Alabama *	L	16-30	101,821	CBS	N
#9	Nov. 14	Arkansas *	L	14-31	101,699	ESPN	N
#15	Nov. 21	at #22 Ole Miss *	L	17-38	60,705	CBS	D
	Nov. 28	Texas A&M *	W	19-7	101,803	SECN	N

**AdvoCare V100 Texas Bowl • Houston, Texas**

#20	Dec. 29	vs. Texas Tech	W	56-27	71,307	ESPN	N
-----	---------	----------------	---	-------	--------	------	---



## 2016

**Record: 8-4 SEC: 5-3 H: 5-2 A: 2-2 N: 1-1**

**Coach: Les Miles/Ed Orgeron vs. Top 25: 3-2**

**Captains: Jamal Adams (S), Colby Delahoussaye (PK), Travin Dural (WR), Ethan Pocic (C), Duke Riley (LB), Tre'Davious White (CB)**

#5	Sept. 3	vs Wisconsin (25)	L	14-16	77,823	ABC	D
#21	Sept. 10	Jacksonville State	W	34-13	98,389	ESPNU	N
#20	Sept. 17	Mississippi State *	W	23-20	99,910	ESPN2	N
#18	Sept. 24	at Auburn *	L	13-18	87,451	ESPN	N
	Oct. 1	Missouri * (HC)	W	42-7	102,071	SECN	N
	Oct. 15	Southern Miss	W	45-10	102,164	SECN	N
#25	Oct. 22	#23 Ole Miss *	W	38-21	101,720	ESPN	N
#15	Nov. 5	#1 Alabama *	L	0-10	102,321	CBS	N
#19	Nov. 12	at #25 Arkansas *	W	38-10	75,156	ESPN	N
#16	Nov. 19	#21 Florida *	L	10-16	102,043	SECN	D
#25	Nov. 24	at #22 Texas A&M *	W	54-39	102,961	ESPN	N

**Buffalo Wild Wings Citrus Bowl • Orlando, Fla.**

#19	Dec. 31	vs. #15 Louisville	W	29-9	46,063	ABC	D
-----	---------	--------------------	---	------	--------	-----	---



## 2017

**Record: 9-4 SEC: 6-2 H: 5-1 A: 3-2 N: 1-1**

**Coach: Ed Orgeron vs. Top 25: 2-2**

**Captains: Will Clapp (C), DJ Chark (WR), Christian LaCouture (DL), Devin White (LB), Rashard Lawrence (DL), Russell Gage (WR/ST)**

#13	Sept. 2	vs. BYU (3)	W	27-0	53,826	ESPN	N
#12	Sept. 9	Chattanooga	W	45-10	97,289	SECN	N
#12	Sept. 16	at Mississippi State *	L	7-37	60,596	ESPN	N
#25	Sept. 23	Syracuse	W	35-26	96,044	ESPN2	N
#25	Sept. 30	Troy (HC)	L	21-24	99,879	ESPNU	N
	Oct. 7	at #21 Florida *	W	17-16	88,247	CBS	D
	Oct. 14	#10 Auburn *	W	27-23	101,601	CBS	D
#24	Oct. 21	at Ole Miss *	W	40-24	64,067	ESPN	N
#19	Nov. 4	at #1 Alabama *	L	10-24	101,821	CBS	N
	Nov. 11	Arkansas *	W	33-10	98,546	ESPN	D
#20	Nov. 18	at Tennessee *	W	30-10	96,888	ESPN	N
#19	Nov. 25	Texas A&M *	W	45-21	97,678	SECN	N

**Citrus Bowl Presented by Overton's • Orlando, Fla.**

#16	Jan. 1	vs. #14 Notre Dame	L	17-21	57,726	ABC	D
-----	--------	--------------------	---	-------	--------	-----	---

Far left rankings indicate LSU's Associated Press ranking. AP Rankings are from 1936-present.

Number in parentheses after opponent indicates neutral or off-campus site.

- \* - Conference Game
- (HC) - Homecoming
- (ESPNC) - ESPN Classic
- (JP-TV, SEC-TV) - Formerly Raycom Sports, Lincoln Financial Sports, Jefferson Pilot Sports

- (1) Jackson, Louisiana
- (2) Vicksburg, Mississippi
- (3) New Orleans, Louisiana
- (4) Meridian, Mississippi
- (5) Mobile, Alabama
- (6) Little Rock, Arkansas
- (7) Alexandria, Louisiana
- (8) Memphis, Tennessee
- (9) Birmingham, Alabama
- (10) Columbus, Mississippi
- (11) Gulfport, Mississippi
- (12) Houston, Texas
- (13) Shreveport, Louisiana
- (14) Dallas, Texas
- (15) Galveston, Texas
- (16) San Antonio, Texas
- (17) New York, New York
- (18) Montgomery, Alabama
- (19) Indianapolis, Indiana
- (20) Jackson, Mississippi
- (21) Monroe, Louisiana
- (22) Columbus, Georgia
- (23) Atlanta, Georgia
- (24) Arlington, Texas
- (25) Green Bay, Wisconsin

**LSU 2ND HALF COMEBACKS TO WIN • SINCE 1960**

DATE	OPPONENT	HALFTIME	LARGEST DEFICIT	2ND HALF DEFICIT	2ND HALF POINTS
Oct. 14, 2017	#10 Auburn	23-14	9	13	27-23
Aug. 30, 2014	vs. #14 Wisconsin	17-7	17	21	28-24
Oct. 11, 2014	at Florida	17-14	4	16	30-27
Oct. 25, 2014	#3 Ole Miss	7-3	4	7	10-7
Nov. 29, 2013	Arkansas	17-14	6 (2x)	17	31-27
Sept. 22, 2012	at Auburn	10-9	1	3	12-10
Oct. 13, 2012	#3 South Carolina	7-3	4 (2x)	20	23-21
Nov. 17, 2012	Ole Miss	21-17	8	24	41-35
Dec. 3, 2011	vs. #12 Georgia	10-7	3	35	42-10
Nov. 6, 2010	#5 Alabama	7-3	4 (2x)	21	24-21
Nov. 14, 2009	Louisiana Tech	13-10	3	14	24-16
Sept. 20, 2008	at #9 Auburn	14-3	11	23	26-21
Oct. 18, 2008	at South Carolina	17-10	7	14	24-17
Nov. 15, 2008	Troy	24-3	28	37	40-31
Oct. 6, 2007	#9 Florida	17-7	10 (2x)	21	28-24
Oct. 20, 2007	#18 Auburn	17-7	10	23	30-24
Nov. 3, 2007	at #17 Alabama	20-17	10	24	41-34
Dec. 1, 2007	vs. #14 Tennessee	7-6	1 (2x)	15	21-14
Nov. 4, 2006	at #8 Tennessee	10-7	10	21	28-24
Nov. 18, 2006	Ole Miss	14-7	13	16	23-20 (OT)
Sept. 10, 2005	at #15 Arizona State	10-7	10	28	35-31
Nov. 12, 2005	at #4 Alabama	10-0	10	16	16-13 (OT)
Sept. 4, 2004	Oregon State	9-0	9	22	22-21 (OT)
Oct. 9, 2004	at #12 Florida	21-14	7	10	24-21
Nov. 13, 2004	Alabama	10-6	4	20	26-10
Oct. 19, 2002	South Carolina	14-6	8	32	38-14
Nov. 23, 2002	Ole Miss	10-7	6	7	14-13
Dec. 1, 2001	vs. #2 Tennessee	17-10	7	21	31-20
Oct. 21, 2000	#13 Mississippi State	17-14	14	31	45-38 (OT)
Dec. 29, 2000	vs. #15 Georgia Tech	14-3	11	25	28-14
Nov. 1, 1997	at Kentucky	21-20	1	43	63-28
Dec. 28, 1997	vs. Notre Dame	6-3	3	24	27-9
Sept. 7, 1996	Houston	20-7	20	28	35-34
Dec. 29, 1995	vs. Michigan State	24-21	3	24	45-26
Sept. 11, 1993	at Mississippi State	10-9	1 (2x)	9	18-16
Oct. 30, 1993	Ole Miss	14-7	7	12	19-17
Sept. 12, 1992	#22 Mississippi State	3-0	3	24	24-3
Sept. 21, 1991	Vanderbilt	7-3	4 (2x)	13	16-14
Oct. 19, 1991	at Kentucky	14-9	8	20	29-26
Nov. 2, 1991	at Ole Miss	14-3	11	22	25-22
Nov. 23, 1991	at Tulane	14-10	4	29	39-20
Sept. 8, 1990	Georgia	10-6	4	12	18-13
Nov. 20, 1990	Tulane	10-6	7	10	16-13
Oct. 8, 1988	#4 Auburn	3-0	6	7	7-6
Oct. 15, 1988	Kentucky	6-0	6	15	15-12
Nov. 5, 1988	at #19 Alabama	15-7	8	12	19-18
Oct. 3, 1987	#19 Florida	10-3	7	10	13-10
Oct. 11, 1986	Georgia	14-10	4	13	23-14
Nov. 23, 1985	at Notre Dame	7-3	4	7	10-7
Sept. 22, 1984	Arizona	20-13	7	14	27-26
Nov. 3, 1984	Ole Miss	10-6	4 (3x)	23	32-29
Nov. 10, 1984	at Alabama	14-10	4	6	16-14
Nov. 24, 1983	at Tulane	7-3	4	17	20-7
Oct. 6, 1979	Florida	3-0	3	20	20-3
Oct. 20, 1979	Kentucky	13-3	16	20	23-19
Nov. 3, 1979	at Ole Miss	17-7	10 (2x)	21	28-24
Dec. 2, 1978	Wyoming	17-14	3	10	24-17
Oct. 8, 1977	at Vanderbilt	9-0	15	28	28-15
Oct. 29, 1977	at Ole Miss	21-7	14	21	28-21
Nov. 19, 1977	at Tulane	17-7	10	13	20-17
Oct. 9, 1976	Vanderbilt	10-7	3	26	33-20
Oct. 12, 1974	Tennessee	10-7	3	13	20-10
Sept. 29, 1973	Rice	9-3	6	21	24-9
Oct. 20, 1973	Kentucky	21-14	7	14	28-21
Oct. 27, 1973	at South Carolina	12-9	3 (3x)	24	33-29
Dec. 2, 1972	at Tulane	3-0	3	9	9-3
Sept. 25, 1971	at Wisconsin	14-10	4	28	38-28
Sept. 21, 1968	#13 Texas A&M	12-6	6	7	13-12
Oct. 19, 1968	Kentucky	3-0	3	13	13-3
Dec. 30, 1968	vs. #19 Florida St.	13-10	3 (2x)	17	27-24
Sept. 23, 1967	Rice	7-0	7	20	20-14
Jan. 1, 1967	vs. #6 Wyoming	13-0	13	20	20-13
Oct. 31, 1964	Ole Miss	7-3	7	8	11-10
Jan. 1, 1964	vs. Syracuse	10-2	8	11	13-10
Nov. 9, 1963	TCU	14-7	7	21	28-14
Sept. 30, 1961	Texas A&M	7-2	5	14	16-7
Nov. 4, 1961	#2 Ole Miss	7-3	4	7	10-7

**LSU 2ND HALF COMEBACKS TO TIE • SINCE 1960**

Sept. 30, 1995	at South Carolina	17-10	7 (2x)	10	20-20
Nov. 9, 1985	#20 Alabama	7-0	7	14	14-14
Sept. 8, 1984	at Florida	14-10	4	11	21-21
Oct. 31, 1981	at Ole Miss	14-7	14	20	27-27
Sept. 11, 1976	vs. #1 Nebraska	6-0	6	6	6-6
Sept. 28, 1974	at Rice	10-0	10	10	10-10
Sept. 29, 1962	Rice	6-0	6	6	6-6

**LSU LARGEST 2ND HALF COMEBACKS • SINCE 1960**

DATE	OPPONENT	LARGEST 2ND HALF DEFICIT	FINAL
Nov. 15, 2008	Troy	28 (31-3 with 11:13 in 3rd Quarter)	40-31
Oct. 29, 1977	vs. Ole Miss (Jackson)	21 (21-0 with 7:00 in 2nd Quarter)	28-21
Sept. 7, 1996	Houston	20 (34-14 with 5:57 in 3rd Quarter)	35-34
Aug. 30, 2014	vs. #14 Wisconsin *	17 (24-7 with 12:24 in 3rd Quarter)	28-24
Nov. 3, 1979	vs. Ole Miss (Jackson)	17 (17-0 with 10:48 in 2nd Quarter)	28-24

\* - Played in Houston

**2ND HALF COMEBACKS TO WIN BY SEASON**

1961	2	1998-99	0
1962	0	2000	2
1963	1	2001	1
1964	2	2002	2
1965-66	0	2003	0
1967	2	2004	3
1968	3	2005	2
1969-70	0	2006	2
1971	1	2007	4
1972	2	2008	3
1973	3	2009	1
1974	1	2010	1
1975	0	2011	1
1976	1	2012	3
1977	3	2013	1
1978	1	2014	3
1979	3	2015	0
1980-82	0	2016	0
1983	1	2017	1
1984	3	<b>TOTAL</b>	<b>77</b>
1985	1	<b>BY COACH</b>	
1986	1	Charles McClendon (1962-79)	23
1987	1	Les Miles (2005-16)	21
1988	3	Nick Saban (2000-04)	8
1989	0	Curley Hallman (1991-94)	7
1990	2	Mike Archer (1987-90)	6
1991	4	Bill Arnsparger (1984-86)	5
1992	1	Gerry DiNardo (1995-99)	3
1993	2	Paul Dietzel (1955-61)	2
1994	0	Jerry Stovall (1980-83)	1
1995	1	Ed Orgeron (2016-17)	1
1996	1		
1997	1		

**LSU AS THE NATION'S NO. 1 RANKED TEAM**

LSU is 24-4 all-time when ranked No. 1 in the nation. LSU played a school-record 10 straight games as the nation's No. 1-ranked team in 2011, posting a 9-1 record during that span.

DATE	OPPONENT	RESULT
<b>1958 (5-0)</b>		
Nov. 1	#6 Ole Miss	W, 14-0
Nov. 8	Duke	W, 50-18
Nov. 15	at Mississippi State	W, 7-6
Nov. 22	at Tulane	W, 62-0
Jan. 1	vs. #12 Clemson	W, 7-0
<b>1959 (7-1)</b>		
Sept. 19	Rice	W, 26-3
Sept. 26	#9 TCU	W, 10-0
Oct. 3	vs. Baylor	W, 22-0
Oct. 10	Miami (Fla.)	W, 27-3
Oct. 17	at Kentucky	W, 9-0
Oct. 24	at Florida	W, 9-0
Oct. 31	#3 Ole Miss	W, 7-3
Nov. 7	at #13 Tennessee	L, 14-13
<b>2007 (2-2)</b>		
Oct. 6	#9 Florida	W, 28-24
Oct. 13	at #17 Kentucky	L, 43-37 (3 OT)
Nov. 17	at Ole Miss	W, 41-24
Nov. 23	Arkansas	L, 50-48 (3 OT)
<b>2011 (9-1)</b>		
Oct. 1	Kentucky	W, 35-7
Oct. 8	#17 Florida	W, 41-11
Oct. 15	at Tennessee	W, 38-7
Oct. 22	#19 Auburn	W, 45-10
Nov. 5	at #2 Alabama	W, 9-6 (OT)
Nov. 12	Western Kentucky	W, 42-9
Nov. 19	at Ole Miss	W, 52-3
Nov. 25	#3 Arkansas	W, 41-17
Dec. 3	vs. #12 Georgia	W, 42-10
Jan. 9	vs. #2 Alabama	L, 21-0
<b>2012 (1-0)</b>		
Sept. 1*	North Texas	W, 41-14

\* Coaches poll

**LSU VS. THE NATION'S NO. 1 RANKED TEAM**

LSU is 2-13-1 all-time against teams ranked No. 1 in the nation in the Associated Press poll.

DATE	OPPONENT	RESULT
<b>1939</b>		
Nov. 4	#1 Tennessee	L, 20-0
<b>1955</b>		
Nov. 5	at #1 Maryland	L, 13-0
<b>1976</b>		
Sept. 11	at #1 Nebraska	T, 6-6
<b>1979</b>		
Sept. 29	#1 Southern Cal	L, 17-12
Nov. 10	#1 Alabama	L, 3-0
<b>1991</b>		
Oct. 26	#1 Florida State	L, 31-21
<b>1994</b>		
Oct. 8	at #1 Florida	L, 42-18
<b>1996</b>		
Oct. 12	at #1 Florida	L, 56-13
<b>1997</b>		
Oct. 11	#1 Florida	W, 28-21
<b>2007</b>		
Jan. 7	vs. #1 Ohio State	W, 38-24
<b>2008</b>		
Nov. 8	#1 Alabama	L, 27-21 (OT)
<b>2009</b>		
Oct. 10	#1 Florida	L, 13-3
<b>2012</b>		
Nov. 3	#1 Alabama	L, 21-17
<b>2013</b>		
Nov. 9	at #1 Alabama	L, 38-17
<b>2016</b>		
Nov. 5	#1 Alabama	L, 10-0
<b>2017</b>		
Nov. 4	at #1 Alabama	L, 24-10

**LSU IN THE FINAL POLLS**

YEAR	AP	UPI	COACHES
1936	2	--	--
1937	8	--	--
1945	15	--	--
1946	8	--	--
1949	9	--	--
1958	1	1	--
1959	3	3	--
1961	4	3	--
1962	7	8	--
1964	7	7	--
1965	8	14	--
1968	19	--	--
1969	10	7	--
1970	7	6	--
1971	11	10	--
1972	11	10	--
1973	13	14	--
1982	11	11	11
1984	15	16	13
1985	20	20	21
1986	10	11	10
1987	5	5	6
1988	19	--	22
1995	--	25	25
1996	12	--	13
1997	13	--	13
2000	22	--	--
2001	7	--	8
2003	2	--	1
2004	16	--	16
2005	6	--	5
2006	3	--	3
2007	1	--	1
2009	17	--	17
2010	8	--	8
2011	2	--	2
2012	14	--	12
2013	14	--	14
2014	--	--	--
2015	16	--	17
2016	13	--	14
2017	18	--	18



Brandon Harris led LSU to touchdowns on seven straight possessions as the Tigers defeated New Mexico State, 63-7, in 2014.

**LSU'S HIGHEST SCORING GAMES**

OPPONENT	DATE	SCORE	SITE
Southwestern Louisiana	Nov. 21, 1936	93-0	Baton Rouge
Baylor	Nov. 10, 1908	89-0	Baton Rouge
Southwestern Louisiana	Oct. 4, 1930	85-0	Baton Rouge
Southwestern Louisiana	Oct. 5, 1912	85-3	Baton Rouge
Jefferson College	Oct. 2, 1920	81-0	Baton Rouge
Jackson Br.-N.O.	Oct. 11, 1908	81-5	Baton Rouge
Spring Hill	Oct. 8, 1932	80-0	Baton Rouge
Louisiana Normal	Oct. 8, 1921	78-0	Baton Rouge
Rice	Sept. 24, 1977	77-0	Baton Rouge
S.D. Wesleyan	Sept. 20, 1930	76-0	Baton Rouge
Louisiana Tech	Sept. 27, 1930	71-0	Baton Rouge
Jackson Br.-N.O.	Oct. 2, 1909	70-0	Baton Rouge
Millsaps	Nov. 11, 1900	70-0	Baton Rouge
Arkansas State	Oct. 12, 1991	70-14	Baton Rouge
Wyoming	Nov. 26, 1977	66-7	Baton Rouge
New Mexico State	Sept. 27, 2014	63-7	Baton Rouge
Idaho	Sept. 15, 2012	63-14	Baton Rouge
Kentucky	Nov. 1, 1997	63-28	Lexington, Ky.
New Mexico State	Sept. 28, 1996	63-7	Baton Rouge
Baylor	Oct. 4, 1969	63-8	Baton Rouge
Tulane	Nov. 20, 1965	62-0	Baton Rouge
Tulane	Nov. 25, 1961	62-0	Baton Rouge
Tulane	Nov. 22, 1958	62-0	New Orleans



**LSU IN OVERTIME GAMES**

LSU is 8-6 all-time in overtime games, including a 6-4 record in Tiger Stadium. LSU has gone to overtime with Alabama four times – the most of any school – with the road team winning each time.

DATE	OPPONENT	RESULT (OT'S)	DATE	OPPONENT	RESULT (OT'S)	DATE	OPPONENT	RESULT (OT'S)	
<b>1998 (0-1)</b>			<b>2005 (2-1)</b>			<b>2007 (0-2)</b>		<b>2011 (1-0)</b>	
Oct. 31 at Ole Miss	L, 37-31 (OT)		Sept. 26 Tennessee	L, 30-27 (OT)		Oct. 13 at #17 Kentucky	L, 43-37 (3 OT)	Nov. 5 at #2 Alabama	W, 9-6 (OT)
<b>2000 (2-0)</b>			Oct. 22 #16 Auburn	W, 20-17 (OT)		Nov. 23 Arkansas	L, 50-48 (3 OT)	<b>2014 (0-1)</b>	
Sept. 30 Tennessee	W, 38-31 (OT)		Nov. 12 at #4 Alabama	W, 16-13 (OT)		<b>2008 (0-1)</b>		Nov. 8 #4 Alabama	L, 20-13 (OT)
Oct. 21 #13 Miss. State	W, 45-38 (OT)		<b>2006 (1-0)</b>			Nov. 8 #1 Alabama	L, 27-21 (OT)		
<b>2004 (1-0)</b>			Nov. 18 Ole Miss	W, 23-20 (OT)		<b>2009 (1-0)</b>			
Sept. 4 Oregon State	W, 22-21 (OT)					Nov. 28 Arkansas	W, 33-30 (OT)		

**LSU'S RECORD WHEN**

SCENARIO	GMS	RECORD	PCT.	LAST
All games	1,246	787-412-47	.650	Jan. 1, 2017 vs. Notre Dame
Home games	691	501-170-20	.740	Nov. 25, 2017 vs. Texas A&M
Road games	415	213-181-21	.539	Nov. 18, 2017 at Tennessee
Neutral games	140	73-61-6	.543	Jan. 1, 2017 vs. Notre Dame
<b>Tiger Stadium</b>				
Night Games	448	328-107-13	.747	Nov. 25, 2017 vs. Texas A&M
Day Games	138	90-43-5	.670	Nov. 11, 2017 vs. Arkansas
<b>Since 1931</b>				
Road/Neutral Night Games	156	107-46-3	.696	Nov. 18, 2017 at Tennessee
Road/Neutral Day Games	268	125-130-13	.491	Jan. 1, 2017 vs. Notre Dame
<b>Since 1978</b>				
White Jerseys	351	225-123-3	.645	Jan. 1, 2017 vs. Notre Dame
Purple Jerseys	125	84-38-3	.684	Sept. 30, 2017 vs. Troy
Gold Jerseys	3	2-1	.667	Oct. 10, 1998 at Florida
All Other Uniforms	7	5-2	.714	Sept. 17, 2016 vs. Mississippi St.
Saturday Games	1,082	689-355-38	.654	Nov. 25, 2017 vs. Texas A&M
Sunday Games	13	9-4	.692	Jan. 4, 2004 vs. Oklahoma
Monday Games	25	13-12	.520	Jan. 1, 2017 vs. Notre Dame
Tuesday Games	8	4-4	.500	Dec. 29, 2015 vs. Texas Tech
Wednesday Games	15	9-5-1	.633	Jan. 1, 2014 vs. Iowa
Thursday Games	42	25-12-5	.655	Nov. 24, 2016 at Texas A&M
Friday Games	61	38-20-3	.648	Nov. 29, 2013 vs. Arkansas
August	5	5-0	1.000	Aug. 30, 2014 vs. Wisconsin
September	237	165-62-10	.717	Sept. 30, 2017 vs. Troy
October	467	303-145-19	.669	Oct. 21, 2017 at Ole Miss
November	447	265-168-14	.609	Nov. 25, 2017 vs. Texas A&M
December	59	36-20-3	.636	Dec. 31, 2016 vs. Louisville
January	31	13-17-1	.435	Jan. 1, 2017 vs. Notre Dame
From 1893-99	21	14-7	.667	Dec. 8, 1899 vs. Tulane
From 1900-09	70	48-20-2	.700	Nov. 25, 1909 at Alabama
From 1910-19	74	43-26-5	.615	Nov. 22, 1919 at Tulane
From 1920-29	90	49-35-6	.578	Nov. 28, 1929 vs. Tulane
From 1930-39	102	68-27-7	.701	Dec. 2, 1939 vs. Tulane
From 1940-49	96	57-34-5	.620	Nov. 26, 1949 at Tulane
From 1950-59	106	55-43-8	.557	Nov. 21, 1959 vs. Tulane
From 1960-69	108	76-27-5	.727	Nov. 22, 1969 vs. Tulane
From 1970-79	117	76-38-3	.662	Dec. 22, 1979 vs. Wake Forest
From 1980-89	116	70-41-5	.625	Nov. 25, 1989 at Tulane
From 1990-99	113	54-58-1	.482	Nov. 26, 1999 vs. Arkansas
From 2000-09	129	99-30	.767	Nov. 28, 2009 vs. Arkansas
From 2010-17	104	78-26	.750	Jan. 1, 2017 vs. Notre Dame
Playing on Natural Grass	1,143	727-372-44	.655	Nov. 25, 2017 vs. Texas A&M
Playing on Artificial Turf	103	60-40-3	.597	Jan. 1, 2017 vs. Notre Dame
Season Openers	124	89-30-5	.738	Sept. 2, 2017 vs. BYU
Home Season Openers	88	70-15-3	.813	Sept. 1, 2012 vs. North Texas
Away Season Openers	29	14-13-2	.517	Sept. 12, 2015 at Mississippi St.
Neutral Season Openers	7	5-2	.714	Sept. 2, 2017 vs. BYU
Homecoming Games	91	63-25-3	.709	Sept. 30, 2017 vs. Troy
Bowl Games	49	25-23-1	.520	Jan. 1, 2017 vs. Notre Dame
SEC Championship Games	5	4-1	.800	Dec. 3, 2011 vs. Georgia
Coming Off In-Season Bye	109	61-45-3	.573	Nov. 4, 2017 at Alabama
Ranked by AP	483	347-125-11	.730	Jan. 1, 2017 vs. Notre Dame
Playing AP Ranked Opp.	289	124-156-9	.445	Jan. 1, 2017 vs. #14 Notre Dame
AP Ranked vs.	162	86-73-3	.540	Jan. 1, 2017 vs. #14 Notre Dame



In 2008, Brandon LaFell's 12 catches for 126 yards helped LSU overcome the largest deficit in school history as the Tigers rallied from down 28 points to claim a 40-31 victory over Troy.

**LSU'S LARGEST COMEBACK WINS • SINCE 1960**

SCENARIO	DEFICIT	DATE	OPPONENT	RESULT
Overall	28 (31-3)	Nov. 15, 2008	Troy	40-31
At Home	28 (31-3)	Nov. 15, 2008	Troy	40-31
At Home vs. SEC	16 (19-3)	Oct. 20, 1979	Kentucky	23-19
On the Road	21 (21-0)	Oct. 29, 1977	vs. Ole Miss ^	28-21
On Road vs. SEC	21 (21-0)	Oct. 29, 1977	vs. Ole Miss ^	28-21
On Road vs. Non-Conf.	17 (24-7)	Aug. 30, 2014	vs. Wisconsin	28-24
At SEC Opp. Campus	15 (15-0)	Nov. 5, 1988	at Alabama	19-18
In a Bowl Game	13 (13-0)	Dec. 30, 1968	Florida State (Peach)	31-27
	13 (13-0)	Jan. 1, 1968	Wyoming (Sugar)	20-13
End of 1st Quarter (H)	11 (14-3)	Nov. 15, 2008	Troy	40-31
End of 1st Quarter (A/N)	14 (14-0)	Oct. 9, 2004	at Florida	24-21
End of 2nd Quarter (H)	21 (24-3)	Nov. 15, 2008	Troy	40-31
End of 2nd Quarter (A/N)	14 (21-7)	Oct. 29, 1977	vs. Ole Miss ^	28-21
End of 3rd Quarter (H)	21 (31-10)	Nov. 15, 2008	Troy	40-31
End of 3rd Quarter (A/N)	11 (24-13)	Aug. 30, 2014	vs. Wisconsin	28-24
To Force Overtime (H)	14 (31-17)	Oct. 21, 2000	Mississippi State	45-38 (OT)
To Force Overtime (A/N)	10 (10-0)	Nov. 12, 2005	at Alabama	16-13 (OT)

^ - Game in Jackson, Miss.



1960



1961



1962



1963



1964



1965



1966



1967



1968



1969



1970



1971



1972



1973



1974



1975



1976



1977



1978



1979



1980



1981



1982



1983



1984



1985



1986



1987



1988



1989



1990



1991



1992



1993



1994



1995



1996



1997



1998



1999



2000



2001



2002



2003



2004



2005



2006



2007



2008



2009



2010



2011



2012



2013



2014



2015



2016



2017

## LSU HOMECOMING GAMES • 63-25-3

DATE	OPPONENT	RESULT	DATE	OPPONENT	RESULT
Oct. 10, 1925	Alabama	L, 42-0	Nov. 17, 1973	Mississippi State	W, 26-7
Nov. 13, 1926	Ole Miss	W, 3-0	Oct. 12, 1974	Tennessee	W, 20-10
Nov. 10, 1928	Ole Miss	W, 19-6	Oct. 4, 1975	#20 Florida	L, 34-6
Oct. 12, 1929	Sewanee	W, 27-14	Oct. 9, 1976	Vanderbilt	W, 33-20
Oct. 25, 1930	Sewanee	W, 12-0	Oct. 15, 1977	#12 Kentucky	L, 33-13
Oct. 10, 1931	South Carolina	W, 19-12	Oct. 14, 1978	Georgia	L, 24-17
Oct. 29, 1932	Sewanee	W, 38-0	Oct. 27, 1979	#8 Florida State	L, 24-19
Oct. 28, 1933	Vanderbilt	T, 7-7	Oct. 11, 1980	Auburn	W, 21-17
Oct. 13, 1934	Auburn	W, 20-6	Oct. 24, 1981	#20 Florida State	L, 38-14
Nov. 2, 1935	Auburn	W, 6-0	Oct. 23, 1982	South Carolina	W, 14-6
Nov. 7, 1936	Mississippi State	W, 12-0	Oct. 15, 1983	Kentucky	L, 21-13
Nov. 6, 1937	Mississippi State	W, 41-0	Oct. 13, 1984	Vanderbilt	W, 34-27
Oct. 22, 1938	#16 Vanderbilt	W, 7-0	Oct. 19, 1985	Kentucky	W, 10-0
Nov. 4, 1939	#1 Tennessee	L, 20-0	Oct. 25, 1986	North Carolina	W, 30-3
Oct. 26, 1940	Vanderbilt	W, 7-0	Nov. 14, 1987	Mississippi State	W, 34-14
Nov. 1, 1941	Tennessee	L, 13-6	Oct. 29, 1988	Ole Miss	W, 31-20
Oct. 17, 1942	Ole Miss	W, 21-7	Oct. 28, 1989	#11 Tennessee	L, 45-39
Nov. 4, 1944	#16 Tennessee	L, 13-0	Nov. 3, 1990	#17 Ole Miss	L, 19-10
Nov. 10, 1945	Mississippi State	L, 27-20	Nov. 16, 1991	Mississippi State	L, 28-19
Oct. 19, 1946	Georgia Tech	L, 26-7	Nov. 21, 1992	Tulane	W, 24-12
Oct. 25, 1947	#19 Vanderbilt	W, 19-13	Oct. 30, 1993	Ole Miss	W, 19-17
Oct. 30, 1948	Ole Miss	L, 49-19	Oct. 1, 1994	South Carolina	L, 18-17
Nov. 12, 1949	Mississippi State	W, 34-7	Sept. 23, 1995	Rice	W, 52-7
Oct. 14, 1950	Georgia Tech	L, 13-0	Sept. 28, 1996	New Mexico State	W, 63-7
Nov. 3, 1951	Ole Miss	T, 6-6	Sept. 27, 1997	Akron	W, 56-0
Nov. 8, 1952	#8 Tennessee	L, 22-3	Sept. 26, 1998	Idaho	W, 53-20
Nov. 14, 1953	Mississippi State	L, 26-13	Sept. 11, 1999	North Texas	W, 52-0
Oct. 30, 1954	#12 Ole Miss	L, 21-6	Sept. 23, 2000	UAB	L, 13-10
Nov. 12, 1955	#18 Mississippi State	W, 34-7	Nov. 10, 2001	Middle Tennessee	W, 30-14
Oct. 27, 1956	Florida	L, 21-6	Oct. 5, 2002	Louisiana-Lafayette	W, 48-0
Oct. 19, 1957	Kentucky	W, 21-0	Nov. 1, 2003	Louisiana Tech	W, 49-10
Oct. 25, 1958	Florida	W, 10-7	Oct. 23, 2004	Troy	W, 24-20
Oct. 31, 1959	#3 Ole Miss	W, 7-3	Nov. 5, 2005	Appalachian State	W, 24-0
Nov. 5, 1960	South Carolina	W, 35-6	Sept. 23, 2006	Tulane	W, 49-7
Oct. 21, 1961	Kentucky	W, 24-14	Nov. 10, 2007	Louisiana Tech	W, 58-10
Oct. 27, 1962	Florida	W, 23-0	Nov. 15, 2008	Troy	W, 40-31
Oct. 19, 1963	Kentucky	W, 28-7	Nov. 14, 2009	Louisiana Tech	W, 24-16
Oct. 24, 1964	Tennessee	T, 3-3	Nov. 13, 2010	Louisiana-Monroe	W, 51-0
Oct. 16, 1965	Kentucky	W, 31-21	Nov. 12, 2011	Western Kentucky	W, 42-9
Oct. 22, 1966	#8 Florida	L, 28-7	Nov. 10, 2012	#22 Mississippi State	W, 37-17
Oct. 21, 1967	Kentucky	W, 30-7	Oct. 26, 2013	Furman	W, 48-16
Oct. 26, 1968	TCU	W, 10-7	Oct. 25, 2014	#3 Ole Miss	W, 10-7
Oct. 25, 1969	#14 Auburn	W, 21-20	Oct. 24, 2015	Western Kentucky	W, 48-20
Oct. 17, 1970	Kentucky	W, 14-7	Oct. 7, 2016	Missouri	W, 42-7
Oct. 9, 1971	Florida	W, 48-7	Sept. 30, 2017	Troy	L, 24-21
Nov. 18, 1972	Mississippi State	W, 28-14			

Notes: Though celebrations were held prior to 1925, the first "official" Homecoming game at LSU was held in 1925. There were no Homecoming celebrations in 1927 and 1943.



2017 LSU Homecoming King and Queen Matthew Boudreaux and Camille Faircloth

## LSU SEC OPENERS • 51-29-5

DATE	OPPONENT	RESULT
Oct. 28, 1933	Vanderbilt	T, 7-7
Oct. 13, 1934	Auburn	W, 20-6
Oct. 26, 1935	at Vanderbilt	W, 7-2
Oct. 10, 1936	Georgia	W, 47-7
Sept. 25, 1937	Florida	W, 19-0
Sept. 24, 1938	Ole Miss	L, 20-7
Sept. 30, 1939	Ole Miss	L, 14-7
Sept. 28, 1940	Ole Miss	L, 19-6
Oct. 11, 1941	#19 Mississippi State	T, 0-0
Oct. 10, 1942	Mississippi State	W, 16-6
Sept. 25, 1943	Georgia	W, 34-27
Sept. 30, 1944	Alabama	T, 27-27
Oct. 6, 1945	Alabama	L, 27-6
Oct. 5, 1946	Mississippi State	W, 13-6
Oct. 4, 1947	at Georgia	L, 35-19
Oct. 16, 1948	#16 Georgia	L, 22-0
Sept. 24, 1949	Kentucky	L, 19-0
Sept. 23, 1950	at Kentucky	L, 14-0
Sept. 29, 1951	vs. #9 Alabama (Mobile)	W, 13-7
Sept. 27, 1952	Alabama	L, 21-20
Sept. 26, 1953	vs. #5 Alabama [Mobile]	T, 7-7
Sept. 25, 1954	Alabama	L, 12-0
Sept. 17, 1955	Kentucky	W, 19-7
Oct. 13, 1956	at #3 Georgia Tech	L, 39-7
Sept. 28, 1957	Alabama	W, 28-0
Sept. 27, 1958	vs. Alabama [Mobile]	W, 13-3
Oct. 17, 1959	at Kentucky	W, 9-0
Oct. 8, 1960	Georgia Tech	L, 6-2
Oct. 7, 1961	#3 Georgia Tech	W, 10-0
Oct. 6, 1962	at #5 Georgia Tech	W, 10-7
Oct. 5, 1963	#7 Georgia Tech	W, 7-6
Oct. 17, 1964	at Kentucky	W, 27-7
Oct. 2, 1965	at Florida	L, 14-7
Oct. 15, 1966	at Kentucky	W, 30-0
Oct. 7, 1967	at Florida	W, 37-6
Oct. 19, 1968	Kentucky	W, 13-3
Oct. 18, 1969	at Kentucky	W, 37-10
Oct. 17, 1970	Kentucky	W, 14-7
Oct. 9, 1971	Florida	W, 48-7
Oct. 14, 1972	#9 Auburn	W, 35-7
Oct. 6, 1973	Florida	W, 24-3
Oct. 5, 1974	at #13 Florida	L, 24-14
Oct. 4, 1975	#20 Florida	L, 34-6

DATE	OPPONENT	RESULT
Oct. 2, 1976	at #19 Florida	L, 28-23
Oct. 1, 1977	#9 Florida	W, 36-14
Oct. 7, 1978	at Florida	W, 34-21
Oct. 6, 1979	Florida	W, 20-3
Oct. 4, 1980	at #19 Florida	W, 24-7
Sept. 5, 1981	#4 Alabama	L, 24-7
Oct. 2, 1982	at #4 Florida	W, 24-13
Oct. 1, 1983	#12 Florida	L, 31-17
Sept. 8, 1984	at Florida	T, 21-21
Oct. 5, 1985	#11 Florida	L, 20-0
Oct. 4, 1986	at Florida	W, 28-17
Oct. 3, 1987	#19 Florida	W, 13-10
Sept. 17, 1988	at Tennessee	W, 34-9
Oct. 7, 1989	Florida	L, 16-13
Sept. 8, 1990	Georgia	W, 18-13
Sept. 7, 1991	at Georgia	L, 31-10
Sept. 12, 1992	#22 Mississippi State	W, 24-3
Sept. 11, 1993	at Mississippi State	W, 18-16
Sept. 10, 1994	Mississippi State	W, 44-24
Sept. 9, 1995	at Mississippi State	W, 34-16
Sept. 21, 1996	at #14 Auburn	W, 19-15
Sept. 13, 1997	at Mississippi State	W, 24-9
Sept. 19, 1998	at Auburn	W, 31-19
Sept. 18, 1999	Auburn	L, 41-7
Sept. 16, 2000	at #24 Auburn	L, 34-17
Sept. 29, 2001	at #7 Tennessee	L, 26-18
Sept. 28, 2002	Mississippi State	W, 31-13
Sept. 20, 2003	#7 Georgia	W, 17-10
Sept. 18, 2004	at #14 Auburn	L, 10-9
Sept. 26, 2005	#10 Tennessee	L, 30-27 (OT)
Sept. 16, 2006	at #3 Auburn	L, 7-3
Aug. 30, 2007	at Mississippi State	W, 45-0
Sept. 20, 2008	at #9 Auburn	W, 26-21
Sept. 12, 2009	Vanderbilt	W, 23-9
Sept. 11, 2010	at Vanderbilt	W, 27-3
Sept. 15, 2011	at #24 Mississippi State	W, 19-6
Sept. 22, 2012	at Auburn	W, 12-10
Sept. 21, 2013	Auburn	W, 35-21
Sept. 20, 2014	Mississippi State	L, 34-29
Sept. 12, 2015	at #25 Mississippi State	W, 21-19
Sept. 17, 2016	Mississippi State	W, 23-20
Sept. 16, 2017	at Mississippi State	L, 37-7

## MILESTONES

## FIRSTS AND LASTS

First Game:	1893 vs. Tulane (L, 34-0) at New Orleans, La.
First Victory:	1894 vs. Natchez AC (W, 36-0) at Natchez, Miss.
First Loss:	1893 vs. Tulane (L, 34-0) at New Orleans, La.
First Perfect Season	1895, 3-0
Last Perfect Season	1958, 11-0 (NATIONAL CHAMPIONS)

## GAMES

50th Game:	1904 vs. Shreveport AC (L, 16-0) at Shreveport, La.
100th Game:	1911 vs. Louisiana Normal (W, 46-0) at Baton Rouge
200th Game:	1923 vs. Mississippi State (L, 14-7) at Starkville, Miss.
300th Game:	1934 vs. George Washington (W, 6-0) at Washington, D.C.
400th Game:	1944 vs. Georgia (W, 15-7) at Atlanta, Ga.
500th Game:	1954 vs. Georgia Tech (L, 30-20) at Atlanta, Ga.
600th Game:	1963 vs. Mississippi State (L, 7-6) at Jackson, Miss.
700th Game:	1972 vs. Mississippi St. (W, 28-14) at Baton Rouge
800th Game:	1981 vs. Florida (L, 24-10) at Baton Rouge
900th Game:	1989 vs. Tulane (W, 27-7) at New Orleans, La.
1,000th Game:	1998 vs. Alabama (L, 22-16) at Baton Rouge
1,100th Game:	2006 vs. Alabama (W, 28-14) at Baton Rouge
1,200th Game:	2014 vs. Mississippi State (L, 34-29) at Baton Rouge

## VICTORIES

1st Victory:	1894 vs. Natchez AC (36-0) at Natchez, Miss.
50th Victory:	1908 vs. Southwestern (Tenn.) (55-0) at Baton Rouge
100th Victory:	1919 vs. Southwestern La. (39-0) at Baton Rouge

150th Victory:	1929 vs. Southwestern La. (58-0) at Baton Rouge
200th Victory:	1936 vs. Mississippi State (12-0) at Baton Rouge
250th Victory:	1945 vs. Georgia (32-0) at Athens, Ga.
300th Victory:	1954 vs. Florida (20-7) at Baton Rouge
350th Victory:	1962 vs. Texas A&M (21-0) at Baton Rouge
400th Victory:	1968 vs. Tulane (34-10) at New Orleans, La.
450th Victory:	1974 vs. Tulane (24-22) at Baton Rouge
500th Victory:	1982 vs. Kentucky (34-10) at Lexington, Ky.
550th Victory:	1988 vs. Alabama (19-18) at Tuscaloosa, Ala.
600th Victory:	1997 vs. Kentucky (63-28) at Lexington, Ky.
650th Victory:	2004 vs. Oregon State (22-21) at Baton Rouge
700th Victory:	2008 vs. Georgia Tech (38-3) at Atlanta, Ga.
750th Victory:	2013 vs. Furman (48-16) at Baton Rouge

## LOSSES

50th Loss:	1917 vs. Mississippi State (9-0) at Baton Rouge
100th Loss:	1934 vs. Tulane (13-12) at Baton Rouge
150th Loss:	1950 vs. Oklahoma (Sugar Bowl) (35-0) at New Orleans, La.
200th Loss:	1963 vs. Rice (21-12) at Houston, Texas
250th Loss:	1977 vs. Stanford (Sun Bowl) (24-14) at El Paso, Texas
300th Loss:	1990 vs. Florida (34-8) at Gainesville, Fla.
350th Loss:	1999 vs. Georgia (23-22) at Athens, Ga.
400th Loss:	2014 vs. Arkansas (17-0) at Fayetteville, Ark.

**LSU'S RECORD ON TELEVISION BY NETWORK**

NETWORK	GAMES	RECORD	WIN PCT	LAST PLAYED	TEAM (RESULT)
ESPN	92	64-28	.697	Nov. 24, 2016	at Tennessee (W, 30-10)
CBS	88	47-40-1	.540	Nov. 5, 2016	at #1 Alabama (L, 24-10)
ABC	55	19-33-3	.373	Dec. 31, 2016	vs. #14 Louisville ^ (L, 21-17)
ESPN2	24	18-6	.750	Sept. 23, 2017	vs. Syracuse (W, 35-26)
SEC-TV*	20	8-11-1	.425	Oct. 1, 2011	vs. Kentucky (W, 35-7)
ESPNU	15	14-1	.933	Sept. 30, 2017	vs. Troy (L, 24-21)
TBS	13	8-4-1	.654	Sept. 6, 2003	at Arizona (W, 59-13)
NBC	13	5-7-1	.423	Nov. 21, 1998	at #10 Notre Dame (L, 39-36)
SEC Network	10	9-1	.875	Nov. 19, 2016	vs. Texas A&M (W, 45-21)
FOX	4	3-1	.750	Jan. 7, 2010	vs. #18 Texas A&M (W, 41-24)
USA	2	1-1	.500	Nov. 23, 1985	at Notre Dame (W, 10-7)
FSN	1	1-0	1.000	Oct. 16, 2010	vs. McNeese State (W, 32-10)
ESPN Classic 1	1	1-0	1.000	Aug. 30, 2008	vs. Appalachian St. (W, 41-13)
TVS	1	1-0	1.000	Dec. 30, 1968	vs. #19 Florida State (W, 31-27)
Mizlou	1	1-0	1.000	Dec. 22, 1979	vs. Wake Forest (W, 32-10)
Katz	1	0-1	.000	Dec. 27, 1985	vs. Baylor (L, 21-7)
Hughes	1	0-1	.000	Dec. 30, 1972	vs. #11 Tennessee (L, 24-17)
<b>TOTALS</b>	<b>342</b>	<b>200-135-7</b>	<b>.595</b>		

^ - Buffalo Wild Wings Citrus Bowl (Orlando, Fla.)

\* - Formerly Raycom Sports, Lincoln Financial Sports, Jefferson Pilot Sports

**LSU ON ESPN COLLEGE GAMEDAY**

DATE	LOCATION	LSU	OPPONENT	RESULT
Nov. 9, 1996	Baton Rouge • PMAC ramps	#11	#10 Alabama	L, 26-0
Oct. 11, 1997	Baton Rouge • PMAC ramps	#14	#1 Florida	W, 28-21
Sept. 20, 2003	Baton Rouge • PMAC ramps	#11	#7 Georgia	W, 17-10
Jan. 4, 2004	New Orleans, La.	#2	#3 Oklahoma	W, 21-14
Sept. 4, 2004	Baton Rouge • Parade Grounds	#4	Oregon State	W, 22-21 (OT)
Nov. 12, 2005	Tuscaloosa, Ala.	#5	#4 Alabama	W, 16-13 (OT)
Oct. 7, 2006	Gainesville, Fla.	#9	#5 Florida	L, 23-10
Sept. 8, 2007	Baton Rouge • Parade Grounds	#2	#9 Virginia Tech	W, 48-7
Oct. 6, 2007	Baton Rouge • Parade Grounds	#1	#9 Florida	W, 28-24
Jan. 7, 2008	New Orleans, La.	#2	#1 Ohio State	W, 38-24
Sept. 20, 2008	Auburn, Ala.	#6	#9 Auburn	W, 26-21
Nov. 8, 2008	Baton Rouge • Old Front Nine	#15	#1 Alabama	L, 27-21 (OT)
Oct. 10, 2009	Baton Rouge • Parade Grounds	#4	#1 Florida	L, 13-3
Sept. 4, 2010	Atlanta, Ga.	#21	#18 North Carolina	W, 30-24
Sept. 3, 2011	Arlington, Texas	#4	#3 Oregon	W, 40-27
Sept. 24, 2011	Morgantown, W. Va.	#2	#16 West Virginia	W, 47-21
Nov. 5, 2011	Tuscaloosa, Ala.	#1	#2 Alabama	W, 9-6 (OT)
Dec. 3, 2011	Atlanta, Ga.	#1	#12 Georgia	W, 42-10
Jan. 9, 2012	New Orleans, La.	#1	#2 Alabama	L, 21-0
Nov. 3, 2012	Baton Rouge • Parade Grounds	#5	#1 Alabama	L, 21-17
Sept. 28, 2013	Athens, Ga.	#6	#9 Georgia	L, 44-41
Nov. 9, 2013	Tuscaloosa, Ala.	#10	#1 Alabama	L, 38-17
Oct. 25, 2014	Baton Rouge • Parade Grounds	#24	#3 Ole Miss	W, 10-7
Nov. 7, 2015	Tuscaloosa, Ala.	#4	#7 Alabama	L, 30-16
Sept. 3, 2016	Green Bay, Wisconsin	#5	Wisconsin	L, 16-14
Nov. 5, 2016	Baton Rouge • Quad	#15	#1 Alabama	L, 10-0

**Appearances: 26**

**Overall Record: 15-11**

**Times Hosted: 11    Road Appearances: 8    Neutral Site Appearances: 7**  
**Home Record: 6-5    Road Record: 4-4    Neutral Record: 5-2**

Alabama: 0-4	Alabama: 2-2	Alabama: 0-1
Florida: 2-1	Auburn: 1-0	Georgia: 1-0
Georgia: 1-0	Florida: 0-1	North Carolina: 1-0
Oregon State: 1-0	Georgia: 0-1	Ohio State: 1-0
Virginia Tech: 1-0	West Virginia: 1-0	Oklahoma: 1-0
Ole Miss: 1-0		Oregon: 1-0
		Wisconsin: 0-1



# NATIONAL AWARD WINNERS

LSU has produced 14 national individual award winners. Over the course of eight seasons, the Tigers combined for 12 individual trophies. LSU was the home of the National Defensive Player of the Year Prior to seven-straight Pro Bowl seasons in the NFL, Patrick Peterson took home two trophies in 2010. A year later, Tyrann Mathieu captured the Bednarik Award, giving LSU the most Bednarik Award winners in SEC history.



**PATRICK PETERSON**  
 2010 NATIONAL DEFENSIVE PLAYER OF THE YEAR  
 2010 BEDNARIK AWARD WINNER  
 2010 THORPE AWARD WINNER



Peterson officially received the Thorpe Award at a banquet in Oklahoma City in February 2011.



**ODELL BECKHAM JR.**  
 2013 HORNUNG AWARD WINNER

Odell Beckham Jr. became the first LSU player to win the Paul Hornung Award in 2013. The award is presented to college football's most versatile player.



LSU's Elite College Football Hardware



**MORRIS CLAIBORNE**  
2011 THORPE AWARD WINNER

LSU is one of only two schools to win the Thorpe Award in consecutive seasons as Morris Claiborne took home the honor as the nation's best defensive back in 2011.



**TYRANN MATHIEU**  
2011 BEDNARIK AWARD WINNER

Tyrann Mathieu was the 2011 National Defensive Player of the Year after capturing the Bednarik Award. Mathieu became the first LSU football player to be invited to New York City as a Heisman Trophy finalist since 1977.



**OUTLAND TROPHY**  
Glenn Dorsey 2007



**LOMBARDI AWARD**  
Glenn Dorsey 2007



**BEDNARIK AWARD**  
Tyrann Mathieu 2011  
Patrick Peterson 2010



**MANNING AWARD**  
JaMarcus Russell 2006



**RIMINGTON TROPHY**  
Ben Wilkerson 2004



**CAMPBELL TROPHY**  
Rudy Niswanger 2005



**THORPE AWARD**  
Morris Claiborne 2011  
Patrick Peterson 2010



**BILETNIKOFF AWARD**  
Josh Reed 2001



**HORNUNG AWARD**  
Odell Beckham Jr. 2013



**HEISMAN TROPHY**  
Billy Cannon 1959



**LOTT TROPHY**  
Glenn Dorsey 2007



**NAGURSKI TROPHY**  
Glenn Dorsey 2007



**NATIONAL COACH OF THE YEAR**  
Les Miles 2011  
Nick Saban 2003  
Jerry Stovall 1982  
Charles McClendon 1970  
Paul Dietzel 1958



**Billy Cannon**  
**1959 HEISMAN TROPHY WINNER**  
 Billy Cannon, alongside then-Vice President Richard Nixon, with the Heisman Trophy.

**Glenn Dorsey**  
**2007 OUTLAND TROPHY WINNER**  
**2007 LOMBARDI AWARD TROPHY WINNER**  
**2007 LOTT TROPHY AWARD WINNER**  
 Glenn Dorsey became the most decorated defender in LSU history when he won the Outland Trophy, Lombardi Award, Nagurski Trophy and Lott Trophy in 2007.



# 3 Odell Beckham Jr.

WR/RS



2013 HORNUNG AWARD WINNER

After shattering the LSU single-season record for all-purpose yards, wide receiver/return specialist Odell Beckham Jr. won the 2013 Paul Hornung Award that is presented annually to college football's most versatile player.

Beckham Jr. turned in arguably the most explosive season in LSU football history, racking up 2,315 all-purpose yards to break Domanick Davis' school record of 2,120 yards set in 2002. The 2,315 all-purpose yards also rank as the second-highest total in SEC history.

In the 2013 season Beckham Jr. caught 59 passes for 1,152 yards and eight touchdowns. He also recorded the second-most kick return yardage in LSU history with 845 yards on 32 returns. Beckham Jr. added 18 punt returns for 160 yards. In week 2 against UAB, he returned a missed field goal 100 yards for a touchdown.

After his junior season, Beckham Jr. earned First-Team All-America recognition as a kick returner by the Football Writers Association of America, and he was also a First-Team selection as an all-purpose player by CBSSports.com.

In addition, the SEC coaches voted Beckham Jr. as a First-Team All-SEC member as an all-purpose player and as a return specialist.

Beckham Jr. finished his career with 4,118 all-purpose yards, including 2,340 receiving and 1,044 in kickoff returns. He went on to be selected 12th overall in the first round of the 2014 NFL Draft by the New York Giants.

**BECKHAM JR.'S HONORS**

- 2013**
- Hornung Award Winner – Nation's Most Versatile Player (Louisville Sports Commission)
  - First-Team All-American Kick Returner (Football Writers Association of America)
  - First-Team All-American All-Purpose (CBSSports.com)
  - Second-Team All-American All-Purpose (Sports Illustrated)
  - First-Team All-SEC All-Purpose (AP, SEC Coaches)

- First-Team All-SEC Return Specialist (SEC Coaches)
  - First-Team All-SEC Wide Receiver (Athlon)
  - First-Team All-SEC Kick Returner (Sporting News)
  - SEC Special Teams Player of the Week (vs. UAB)
- 2012**
- SEC Special Teams Player of the Week (vs. Ole Miss)
- 2011**
- SEC Coaches' All-Freshman Team
  - SEC Freshman of the Week (vs. Mississippi State)

**BECKHAM JR.'S CAREER OFFENSIVE STATISTICS**

YEAR	RECEIVING		RUSHING				TD
	G-GS	REC.	YDS.	TD	ATT.	YDS.	
2011 Fr.	14-9	41	475	2	2	19	0
2012 So.	13-12	43	713	2	0	0	0
2013 Jr.	13-13	59	1,152	8	5	58	0
<b>TOTALS</b>	<b>39-34</b>	<b>143</b>	<b>2,340</b>	<b>12</b>	<b>7</b>	<b>77</b>	<b>0</b>


**BECKHAM JR.'S CAREER RETURN STATISTICS**

YEAR	KICKOFF RETURNS			PUNT RETURNS			YDS.	AVG.	TD	LG
	NO.	YDS.	AVG.	TD	LG	NO.				
2011 Fr.	5	120	24.0	0	34	9	77	8.6	0	36
2012 So.	5	79	15.8	0	34	35	320	9.1	2	89 (TD)
2013 Jr.	32	845	26.4	0	82	18	160	8.9	0	60
<b>TOTALS</b>	<b>42</b>	<b>1,044</b>	<b>24.6</b>	<b>0</b>	<b>82</b>	<b>62</b>	<b>557</b>	<b>9.0</b>	<b>2</b>	<b>89 (TD)</b>

**BECKHAM JR.'S CAREER ALL-PURPOSE STATISTICS**

YEAR	RUSH	REC.	PUNT RET.	KO RET.	MISC.	TOTAL	AVG./GM.
2011 Fr.	19	475	77	120	0	691	49.4
2012 So.	0	713	320	79	0	1,112	85.5
2013 Jr.	58	1,152	160	845	100	2,315	178.1
<b>TOTALS</b>	<b>77</b>	<b>2,340</b>	<b>557</b>	<b>1,044</b>	<b>100</b>	<b>4,118</b>	<b>105.6</b>





17

## Morris Claiborne

CB

Morris Claiborne cemented his legacy as one of the top cornerbacks in LSU history after he wrapped up a stellar career in 2011. As a junior, Claiborne took home the prestigious Jim Thorpe Award that annually goes to the nation's top defensive back, becoming the second straight LSU player to earn the award after Patrick Peterson claimed the honor in 2010.

Widely recognized as one of the top defensive players in the nation as a junior, the Shreveport, La., native earned unanimous consensus All-America honors when he led LSU to a 13-1 record, SEC title and a spot in the national championship game. Claiborne led the nation in interception return yards with 173 on six interceptions, and he showed his athleticism and playmaking ability by scoring two touchdowns in 2011 – one on a pivotal 99-yard kickoff return at

West Virginia and one on a 45-yard INT return that cemented LSU's SEC championship game victory over Georgia.

In addition to earning All-America honors, Claiborne was named the SEC Defensive Player of the Year by the SEC coaches in 2011, and he also earned First-Team All-SEC recognition and finished as a Nagurski Award finalist. Following his outstanding junior season, Claiborne was chosen with the sixth overall selection in the 2012 NFL Draft by the Dallas Cowboys.

Claiborne ended his career with 95 tackles, 12 pass breakups and 11 interceptions, ranking inside the LSU top 10 in career interceptions and interception return yards.



2011 THORPE AWARD WINNER

### CLAIBORNE'S HONORS

#### 2011

- Thorpe Award Winner – Nation's Most Outstanding Defensive Back (Jim Thorpe Association)
- First-Team All-American (unanimous consensus)
- SEC Defensive Player of the Year (SEC Coaches)
- First-Team All-SEC (Coaches, AP)
- Nagurski Trophy Finalist
- Walter Camp National Defensive Player of the Week (vs. Mississippi State)

#### 2010

- Second-Team All-SEC (AP, Coaches)

### CLAIBORNE'S CAREER RETURN STATISTICS

YEAR	KICKOFF RETURNS					PUNT RETURNS				
	NO.	YDS.	AVG.	TD	LG	NO.	YDS.	AVG.	TD	LG
2009 Fr.	0	0	--	0	--	0	0	--	0	--
2010 So.	2	57	28.5	0	32	0	0	--	0	--
2011 Jr.	22	552	25.1	1	99 (TD)	0	0	--	0	--
<b>TOTALS</b>	<b>24</b>	<b>609</b>	<b>25.4</b>	<b>1</b>	<b>99 (TD)</b>	<b>0</b>	<b>0</b>	<b>--</b>	<b>0</b>	<b>--</b>

### CLAIBORNE'S DEFENSIVE CAREER STATISTICS

YEAR	G-GS	UT	AT	TT	TFL	SACKS	INT	PBU	QBH	FR	FF
2009 Fr.	7-0	3	4	7	0-0	0	0	0	0	0-0	0
2010 So.	12-12	19	18	37	1.0-4	0	5-101	6	1	1-0	0
2011 Jr.	14-14	32	19	51	1.0-1	0	6-173	6	1	0-0	0
<b>TOTALS</b>	<b>33-26</b>	<b>54</b>	<b>41</b>	<b>95</b>	<b>2.0-5</b>	<b>0</b>	<b>11-274</b>	<b>12</b>	<b>2</b>	<b>1-0</b>	<b>0</b>



7

## Tyrann Mathieu

CB/RS

An outstanding player with tremendous heart and talent, Tyrann Mathieu collected the 2011 Bednarik Award, an honor given annually to the nation's top defensive player. Gifted with some of the best pure football instincts ever seen in an LSU uniform, the cornerback/return specialist became LSU's first Heisman Trophy finalist to travel to New York City since Charles Alexander in 1977.

In two seasons at LSU, the New Orleans, La., native created a total of 14 turnovers in 26 career games while shattering the school record with 11 forced fumbles, a figure that is tied for the SEC record and ranks seventh in NCAA history.

In 2011, Mathieu helped LSU finish with a 13-1 record, an SEC title and a berth in the national championship game as he led the team with 76 total tackles, led the nation with five fumble recoveries and finished fourth nationally in punt return average at 15.6 yards per return.

Mathieu was a consensus All-American as a sophomore at cornerback and return specialist. He finished his career accumulating 133 total tackles, 16 tackles for loss, 16 pass breakups, 11 forced fumbles, eight fumble recoveries, six sacks, four interceptions and four touchdowns – two on punt returns and two on fumble returns. He was taken in the third round with the No. 69 overall pick in the 2013 NFL Draft by the Arizona Cardinals, joining former teammate Patrick Peterson.



2011 BEDNARIK AWARD WINNER

### MATHIEU'S HONORS

#### 2011

- Bednarik Award Winner – Defensive Player of the Year (Maxwell Football Club)
- Heisman Memorial Trophy Finalist
- Walter Camp National Player of the Year Finalist
- First-Team All-American at Cornerback (consensus)
- First-Team All-American at Return Specialist (CBSSports.com, Rivals.com, SI.com)
- National Defensive Player of the Year (FoxSportsNext.com, Rivals.com)
- SEC Defensive Player of the Year (AP)
- First-Team All-SEC (SEC Coaches, AP)
- SEC Championship Game Most Valuable Player
- Walter Camp National Defensive Player of the Week (Sept. 24 at West Virginia, Nov. 25 vs. Arkansas)
- SEC Defensive Player of the Week (Sept. 3 vs. Oregon, Nov. 25 vs. Arkansas)
- Rivals.com National and SEC Player of the Week (Nov. 25 vs. Arkansas)
- Jim Thorpe Defensive Back of the Week (Sept. 3 vs. Oregon)
- Rivals.com SEC Player of the Week (Sept. 3 vs. Oregon)

#### 2010

- First-Team Freshman All-America (Football Writers, Rivals.com)
- Cotton Bowl Defensive Most Outstanding Player
- Freshman All-SEC (Coaches)

### MATHIEU'S CAREER RETURN STATISTICS

YEAR	KICKOFF RETURNS					PUNT RETURNS				
	NO.	YDS.	AVG.	TD	LG	NO.	YDS.	AVG.	TD	LG
2010 Fr.	0	0	--	0	--	0	0	--	0	--
2011 So.	0	0	--	0	--	27	421	15.6	2	92 (TD)
<b>TOTALS</b>	<b>0</b>	<b>0</b>	<b>--</b>	<b>0</b>	<b>--</b>	<b>27</b>	<b>421</b>	<b>15.6</b>	<b>2</b>	<b>92 (TD)</b>

### MATHIEU'S CAREER DEFENSIVE STATISTICS

YEAR	G-GS	UT	AT	TT	TFL	SACKS	INT	PBU	QBH	FR	FF
2010 Fr.	13-1	34	23	57	8.5-45	4.5-38	2-0	7	1	3-13	5
2011 So.	13-13	59	17	76	7.5-45	1.5-10	2-16	9	3	5-39	6
<b>TOTALS</b>	<b>26-14</b>	<b>93</b>	<b>40</b>	<b>133</b>	<b>16.0-90</b>	<b>6.0-48</b>	<b>4-16</b>	<b>16</b>	<b>4</b>	<b>8-52</b>	<b>11</b>



7

**Patrick Peterson**  
CB/RS



2010 BEDNARIK AWARD WINNER



2010 THORPE AWARD WINNER

One of the most dynamic athletes in school history, Patrick Peterson established himself as the premiere defensive back as well as one of the top return specialists in the country in 2010. Peterson captured the Chuck Bednarik Award given annually to the nation's top defender, and he also received the Jim Thorpe Award as the country's top defensive back. He became the first player in LSU history to win those two prestigious awards.

Peterson earned consensus First Team All-America recognition, and he also became the first player in conference history to earn both the Southeastern Conference Defensive Player of the Year and SEC Special Teams Player of the Year honors. A three-year starter for the Tigers, he was selected fifth overall by the Arizona Cardinals after his junior season.

Peterson played in 39 career games with 30 starts on defense, and he racked up 135 total tackles, 22 pass breakups and seven interceptions. In just one season as a return specialist, Peterson set the school record for kickoff return yards with 932 on 32 returns, and he led the SEC in punt and kickoff returns and ranked in the top five nationally in punt returns and top 10 in kick returns.

**PETERSON'S HONORS**

**2010**

- Bednarik Award Winner – Defensive Player of the Year (Maxwell Football Club)
- Thorpe Award Winner – Nation's Most Outstanding Defensive Back (Jim Thorpe Association)
- Lott IMPACT Trophy Finalist
- Nagurski Trophy Finalist
- First-Team All-American (consensus)
- SEC Defensive Player of the Year (SEC Coaches)
- SEC Special Teams Player of the Year (SEC Coaches)
- First-Team All-SEC (SEC Coaches, AP)
- First-Team All-SEC Special Teams (SEC Coaches)
- Second-Team All-SEC All-Purpose (AP)
- SEC Special Teams Player of the Week (Sept. 4 vs. North Carolina, Sept. 25 vs. West Virginia)
- Lott IMPACT Player of the Week (Sept. 4 vs. North Carolina, Nov. 6 vs. Alabama)

- Hornung Award Versatile Performance (Sept. 4 vs. North Carolina)
- Jim Thorpe Award Player of the Week (Sept. 18 vs. Mississippi State)

**2009**

- Second-Team All-American (Sporting News)
- First-Team All-SEC (ESPN)
- Second-Team All-SEC (AP, Coaches)

**PETERSON'S CAREER RETURN STATISTICS**

YEAR	KICKOFF RETURNS				PUNT RETURNS			
	NO.	YDS.	AVG.	TD	NO.	YDS.	AVG.	TD
2008 Fr.	0	0	--	0	0	0	--	0
2009 So.	0	0	--	0	0	0	--	0
2010 Jr.	32	932	29.1	0	55	26	418	16.1
<b>TOTALS</b>	<b>32</b>	<b>932</b>	<b>29.1</b>	<b>0</b>	<b>55</b>	<b>26</b>	<b>418</b>	<b>16.1</b>

**PETERSON'S CAREER DEFENSIVE STATISTICS**

YEAR	G-GS	UT	AT	TT	TFL	SACKS	INT	PBU	QBH	FR	FF
2008 Fr.	13-4	32	9	41	1.5-7	0	1-0	3	1	0	1
2009 So.	13-13	43	9	52	0-0	0	2-37	13	0	1-0	0
2010 Jr.	13-13	29	13	42	1.5-5	0	4-134	6	1	0	0
<b>TOTALS</b>	<b>39-30</b>	<b>104</b>	<b>31</b>	<b>135</b>	<b>3.0-12</b>	<b>0</b>	<b>7-171</b>	<b>22</b>	<b>2</b>	<b>1-0</b>	<b>1</b>



72

**Glenn Dorsey**  
DT



2007 OUTLAND TROPHY WINNER



2007 LOMBARDI AWARD WINNER



2007 NAGURSKI AWARD WINNER



2007 LOTT TROPHY WINNER

Glenn Dorsey became the most decorated defender in school history as he won four national awards on his way to leading LSU to the national title. As a senior, Dorsey captured the Lombardi, Outland, Nagurski, and Lott Awards, becoming the first player in LSU history to win any of these honors.

A tremendous team leader, Dorsey was also named the SEC Defensive Player of the Year in 2007 as well as earning first-team All-America honors for a second straight season. Dorsey, who opted to return to LSU for his senior season despite being projected as a first-round NFL Draft pick following his junior campaign, was taken with the fifth overall pick in the 2008 NFL Draft.

He finished his career playing in 52 games, starting 31 times. For his career, Dorsey registered 179 tackles, 27 tackles for loss and 13 sacks.

**DORSEY'S HONORS**

**2007**

- Nagurski Award Winner – Outstanding Defensive Player (Charlotte Touchdown Club)
- Lombardi Award Winner – Nation's Lineman of the Year (Rotary Club of Houston)
- Outland Trophy Winner – Outstanding Interior Lineman (Greater Omaha Sports Committee)
- Lott Award Winner – Defensive IMPACT Player of the Year (The Pacific Club IMPACT Foundation)
- Bednarik Award Finalist
- First-Team All-American (consensus)
- SEC Defensive Player of the Year (SEC Coaches, AP)
- First-Team All-SEC (SEC Coaches, AP)
- SEC Defensive Lineman of the Week (Sept. 22 vs. South Carolina)
- SEC Defensive Player of the Week (Nov. 3 vs. Alabama)
- SEC Community Service Team Player of the Week (Nov. 3 vs. Alabama)

**2006**

- First-Team All-American (AP, AFCA, CBSSportsline.com, SI.com, Rivals.com)
- First-Team All-SEC (AP, SEC Coaches)
- SEC Defensive Lineman of the Week (Sept. 9 vs. Arizona)
- SEC Defensive Lineman of the Week (Sept. 16 vs. Auburn)
- First-Team All-American (AP, AFCA, CBSSportsline.com, SI.com, Rivals.com)
- First-Team All-SEC (AP, SEC Coaches)
- SEC Defensive Lineman of the Week (Sept. 9 vs. Arizona)
- SEC Defensive Lineman of the Week (Sept. 16 vs. Auburn)

**DORSEY'S CAREER STATISTICS**

YEAR	G-GS	UT	AT	TT	TFL	SACKS	INT	PBU	QBH	FR	FF
2004 Fr.	12-3	6	12	18	2-4	0	0	1	1	1-0	0
2005 So.	13-1	16	12	28	4-24	3-23	0	0	1	0	0
2006 Jr.	13-13	22	42	64	8.5-42	3-25	0	0	1	0	0
2007 Sr.	14-14	43	26	69	12.5-53	7-45	0	4	4	0	1
<b>TOTALS</b>	<b>52-31</b>	<b>87</b>	<b>92</b>	<b>179</b>	<b>27-123</b>	<b>13-93</b>	<b>0</b>	<b>5</b>	<b>7</b>	<b>1-0</b>	<b>1</b>



2

# JaMarcus Russell

QB

JaMarcus Russell capped a magnificent LSU career by winning the Manning Award as the nation's top quarterback at the completion of the 2006 season. Russell went on to be selected with the No. 1 overall pick in the 2007 NFL Draft by the Oakland Raiders. He joined Billy Cannon in 1960 as the only football players in school history to be selected with the first overall pick in the NFL Draft.

Russell completed his LSU career as one of the top quarterbacks in school history as he posted a 25-4 overall mark as a starter, which included an 11-2 record as a junior in 2006. He finished his career ranked among the top five in every career passing category kept at LSU, including No. 2 all-time in completion percentage (61.9) and TD passes (52). He also ranks third in completions (493), passing yards (6,625), and total offense (6,704) and fourth in attempts (797).

A first-team All-SEC pick in 2006, Russell tied the school-record for TD passes with 28 during his junior season and set the school's single-season mark for completions (232) and completion percentage (67.8). He was the first quarterback in school history to lead the Tigers to at least 10 wins in back-to-back seasons.

## RUSSELL'S HONORS

### 2006

- No. 1 overall pick in 2007 NFL Draft by Oakland Raiders
- Manning Award Winner (Sugar Bowl Committee)
- Allstate Sugar Bowl Most Valuable Player
- First Team All-SEC (AP, SEC Coaches)
- SEC Offensive Player of the Week (Sept. 30 vs. Mississippi State)
- SEC Offensive Player of the Week (Oct. 14 vs. Kentucky)
- SEC Offensive Player of the Week (Nov. 4 vs. Tennessee)

### 2005

- SEC Player of the Year (Columbus (Ohio) Touchdown Club)
- SEC Player of the Week (Oct. 8 vs. Vanderbilt)



2006 MANNING AWARD WINNER



## RUSSELL'S CAREER STATS

YEAR	G-GS	PASSING			YDS.	TD	LG	RUSHING			
		ATT.	COMP.	INT.				ATT.	YDS.	TD	LG
2004 Fr.	11-4	144	73	4	1,053	9	42	26	-41	1	13
2005 So.	12-12	311	188	9	2,443	15	50	61	-22	2	22
2006 Jr.	13-13	342	232	8	3,129	28	58	52	142	1	34
<b>TOTALS</b>	<b>36-29</b>	<b>797</b>	<b>493</b>	<b>21</b>	<b>6,625</b>	<b>52</b>	<b>58</b>	<b>139</b>	<b>79</b>	<b>4</b>	<b>34</b>



64

# Rudy Niswanger

C

By picking up national awards in the Campbell Trophy and the Wuerffel Trophy, along with being named the SEC Scholar-Athlete of Year in football and McWhorter Scholar-Athlete Award, center Rudy Niswanger became the most decorated student-athlete in school history.

Niswanger is the first player in LSU history to be named the recipient of the Campbell Trophy, known as the Academic Heisman. An award that goes to the top student-athlete in all divisions of college football, the Campbell Trophy carries a \$25,000 post-graduate scholarship.

In addition, Niswanger became the inaugural recipient of the Wuerffel Trophy, which goes to the college football player who best combines exemplary community service with outstanding academic and athletic achievement. The award is named after former Heisman Trophy winner Danny Wuerffel, who led the Florida Gators to the 1996 national championship. Niswanger capped his career with the Tigers by being named the recipient of the McWhorter Award, which goes to the top student-athlete in the SEC.

Niswanger, who opted to return to LSU for his senior season of football in 2005, graduated with a 4.0 grade point average in kinesiology with emphasis on pre-medicine. He graduated with honors, receiving the University Medal as well as graduating Summa Cum Laude. Niswanger was accepted to LSU Medical School in Shreveport after scoring a 33 on the MCAT, which placed him among the top eight percent in the nation.

## NISWANGER'S HONORS

### 2005

- Campbell Trophy "Academic Heisman" Recipient (National Football Foundation)
- Wuerffel Trophy Recipient (All Sports Foundation)
- McWhorter Award Recipient as SEC Scholar-Athlete of the Year
- SEC Football Scholar-Athlete of the Year (SEC Coaches)
- National Football Foundation National Scholar-Athlete
- First-Team Academic All-America (CoSIDA)
- CBS Scholar-Athlete of the Week (vs. Florida, vs. Alabama)
- Second-Team All-SEC (SEC Coaches, AP)

### 2004

- First-Team Academic All-America (CoSIDA)
- First-Team Academic All-District (CoSIDA)
- CBS Scholar-Athlete of the Week (Nov. 26 vs. Arkansas)
- SEC Academic Honor Roll

### 2003

- SEC Academic Honor Roll

### 2002

- SEC Academic Honor Roll




2005 CAMPBELL TROPHY WINNER



2005 WUERFFEL TROPHY WINNER

### 2005 MCWHORTER SCHOLAR-ATHLETE





# 55

## Ben Wilkerson

C

Ben Wilkerson put together one of the best careers for a center in LSU history, leading the Tigers to a 33-8 mark in 41 starts at the position during his four years. During his career with the Tigers, Wilkerson helped lead LSU to a pair of SEC Championships as well as the 2003 BCS National Championship.

Wilkerson, a native of Hemphill, Texas, had his career cut short as a senior, suffering a knee injury during the eighth week of the season. Despite the injury, Wilkerson still went on to be named the co-recipient, along with David Baas of Michigan, of the Rimington Trophy in 2004, which goes annually to college football's top center. In addition, Wilkerson was named a First-Team All-American by the American Football Coaches Association and The Sporting News even though he missed LSU's final four games of the season.

Wilkerson graduated with a degree in general studies in May of 2005. He served as a graduate assistant on the LSU staff during the 2011 season.

### WILKERSON'S HONORS

#### 2004

- Rimington Trophy Winner
- First-Team All-American (American Football Coaches Association, The Sporting News)
- Second-Team All-American (Walter Camp)
- First-Team All-SEC (AP, SEC Coaches, Collegefootballnews.com)
- SEC Good Works Team

#### 2003

- Rimington Trophy Finalist
- Second-Team All-American (Associated Press, Sporting News)
- First-Team All-SEC (AP, ESPN.com)
- SEC Academic Honor Roll

#### 2001

- Freshman All-SEC (Knoxville News-Sentinel, Coaches)
- Second-Team Freshman All-American (The Sporting News)



2004 RIMINGTON AWARD WINNER



# 25

## Josh Reed

WR

When one thinks of some of the finest players in the history of the Southeastern Conference, Josh Reed's name is included on that list. Reed, who is one of the most decorated players in school history, virtually re-wrote both the LSU and SEC receiving record books despite playing only 28 games at wide receiver.

Originally signed out of Rayne (La.) High School as a tailback, Reed moved to wide receiver in week 9 of the 1999 season out of a necessity. The results were immediate as he caught five passes for 100 yards against Houston in just his second game at the position.

A year later, in 2000, Reed earned first-team All-SEC honors after catching 65 passes for 1,127 yards and 10 touchdowns for the 8-4 Tigers. His 102.5 yards receiving a contest led the SEC, and he ranked second in the league with just under six catches a game.

Reed put together the finest year for a receiver in SEC history in 2001 as he shattered the league's single-season yardage mark with 1,740 yards on a school-record 94 catches. Reed set a pair of league marks in a 35-21 road victory over Alabama as he hauled in 19 passes for 293 yards and a touchdown. He capped his record-setting career in grand fashion, setting a pair of Sugar Bowl records with 14 receptions for 239 yards and two touchdowns in leading the Tigers to a 47-34 victory over Illinois.

At the conclusion of his junior season, Reed was named the winner of the Biletnikoff Award, which is presented annually to the nation's top collegiate receiver. Reed was drafted with the fourth pick of the second round of the 2002 NFL Draft by the Buffalo Bills.



2001 BILETNIKOFF AWARD WINNER



### REED'S HONORS

#### 2001

- Biletnikoff Award Winner
- First-Team All American (Walter Camp, AP, Football Writers Association, CNNSI.com, ABC Sports online, Collegefootballnews.com, The Sporting News)
- Second-Team All American (Football News)
- All-Bowl Team (Sports Illustrated)
- First Team All-SEC (AP, SEC Coaches)
- SEC Offensive Player of the Week (Nov. 4 vs. Alabama)
- National Player of the Week (Nov. 4 - The Sporting News)

#### 2000

- First-Team All-SEC (AP, SEC Coaches)

### REED'S CAREER STATS (REGULAR SEASON)

YEAR	G-GS	RECEIVING			RUSHING		
		REC.	YDS.	TD	ATT.	YDS.	TD
1999 Fr.	8-0	8	134	0	6	58	1
2000 So.	11-3	65	1,127	10	1	-2	0
2001 Jr.	12-12	94	1,740	7	2	7	0
<b>TOTALS</b>	<b>31-15</b>	<b>167</b>	<b>3,001</b>	<b>17</b>	<b>9</b>	<b>63</b>	<b>1</b>



# 20

## Billy Cannon

HB



1959 HEISMAN TROPHY WINNER

Even by today's standards Billy Cannon was a rare athlete, combining sprinter speed with brute strength. Cannon could consistently run a 9.5 in the 100-yard dash and, at 6-1, 210 pounds, he had the size to overpower his opponents as well as outrun them. In 1957, he was an immediate standout as a sophomore, offensively and defensively.

As a junior, Cannon was the driving force behind the Fighting Tigers as they carved out a perfect season and captured the 1958 national championship. He passed for a touchdown and kicked the extra point in LSU's 7-0 win over Clemson in the Sugar Bowl and earned MVP honors.

Cannon's most memorable performance came in 1959 against Ole Miss. Top-ranked LSU trailed the third-ranked Rebels 3-0 early in the fourth quarter, when Cannon fielded a punt at the LSU 11-yard-line and broke seven tackles on his way to paydirt. LSU won the contest 7-3. Considered one of the best collegiate backs of his era, Cannon was awarded the Heisman Trophy at the conclusion of the 1959 season. In 2008, the legendary Cannon was inducted into the National Football Foundation Hall of Fame.



Billy Cannon was presented with the 1959 Heisman Trophy by then Vice President Richard Nixon.

### CANNON'S HONORS

#### 1959

- Heisman Trophy Winner (Downtown Athletic Club of New York)
- AP Player of the Year
- UPI Player of the Year
- The Sporting News Player of the Year
- All-American (Consensus)
- Outstanding College Player (Columbus (Ohio) Touchdown Club)
- Walter Camp Memorial Trophy (Washington, D.C., TD Club)
- College Back of the Year (Los Angeles Times)
- AP Back of the Year
- UPI Back of the Year
- SEC Player of the Year (Nashville Banner)
- SEC Player of the Year (Atlanta Touchdown Club)
- SEC Player of the Year (Birmingham Touchdown Club)
- All-SEC (AP and UPI)

#### 1958

- UPI Player of the Year
- The Sporting News Player of the Year
- Outstanding College Player (Columbus (Ohio) Touchdown Club)
- AP Back of the Year
- UPI Back of the Year
- All-American (consensus)
- SEC Player of the Year (Nashville Banner)
- SEC Back of the Year (Atlanta Touchdown Club)
- SEC Back of the Year (Birmingham Touchdown Club)
- All-SEC (AP and UPI)
- Louisiana VFW Award (Louisiana Outstanding Athlete)

#### 1957

- Second-Team All-SEC (UPI)
- All-SEC Sophomore Team

### CANNON'S CAREER STATS

#### 1959

	NO.	YDS.	AVG.
Rice	15	66	4.4
TCU	9	35	3.9
Baylor	8	73	9.1
Miami	17	90	5.3
Kentucky	11	11	1.0
Florida	15	55	3.7
Ole Miss	12	48	4.0
Tennessee	22	122	5.5
Mississippi State	16	32	2.0
Tulane	14	66	4.7
Totals	139	598	4.3
Ole Miss (Sugar Bowl)	6	8	1.3

#### 1958

	NO.	YDS.	AVG.
Rice	9	53	5.9
Alabama	12	86	7.2
Hardin-Simmons	11	83	7.5
Miami	9	34	3.8
Kentucky	12	108	9.0
Florida	15	61	4.1
Ole Miss	11	34	3.1
Duke	8	53	6.6
Mississippi State	13	57	4.4
Tulane	15	117	7.8
Totals	115	686	5.9
Clemson (Sugar Bowl)	13	51	3.9

#### 1957

	NO.	YDS.	AVG.
Rice	6	71	11.8
Alabama	8	140	17.5
Texas Tech	13	36	2.8
Georgia Tech	17	98	5.8
Kentucky	11	70	6.4
Florida	11	22	2.0
Vanderbilt	11	46	4.2
Ole Miss	3	5	1.7
Mississippi State	11	27	2.5
Tulane	14	68	4.8
Totals	105	583	5.5

### CANNON'S CAREER STATISTICS

	RUSHING			RECEIVING				PASSING				PUNT RETURNS			KICKOFF RETURNS			
	ATT	YDS.	AVG.	TD	REC.	YDS.	TD	ATT.	COMP.	HI	YDS.	TD	NO.	YDS.	TD	NO.	YDS.	TD
1957 So.	105	583	5.5	4	11	199	1	16	7	1	84	0	7	39	0	11	343	1
1958 Jr.	115	686	5.9	10	9	162	1	4	3	0	14	0	9	89	0	3	82	0
1959 Sr.	139	598	4.3	5	11	161	0	6	2	2	20	0	15	221	1	8	191	0
<b>TOTALS</b>	<b>359</b>	<b>1867</b>	<b>5.2</b>	<b>19</b>	<b>31</b>	<b>522</b>	<b>2</b>	<b>26</b>	<b>12</b>	<b>3</b>	<b>118</b>	<b>0</b>	<b>31</b>	<b>349</b>	<b>1</b>	<b>22</b>	<b>616</b>	<b>1</b>

Punting: 111 for 37.8 average • Pass Interceptions: 7 for 165 return yards, one TD • Scoring: 24 TDs, four one-point conversions, three two-point conversions, 154 total points



Les Miles was named the 2011 SEC Coach of the Year.



Glenn Dorsey was the 2007 SEC Defensive Player of the Year.

**SEC AWARDS**

**SEC MOST VALUABLE PLAYER**

(Selected annually by The Nashville Banner)

- 1939 Ken Kavanaugh, Sr., E
- 1958 Billy Cannon, HB
- 1959 Billy Cannon, HB
- 1962 Jerry Stovall, HB
- 1977 Charles Alexander, TB
- 1987 Wendell Davis, SE

**SEC MOST VALUABLE PLAYER**

(Selected annually by the Birmingham Quarterback Club)

- 1954 Sid Fournet, OG
- 1957 Jimmy Taylor, FB
- 1958 Billy Cannon, HB
- 1962 Jerry Stovall, HB
- 1976 Terry Robiskie, RB

**SEC PLAYER OF THE YEAR**

(Selected annually by the Atlanta Touchdown Club)

- 1957 Jimmy Taylor, FB
- 1958 Billy Cannon, HB
- 1961 Roy "Moonie" Winston, G
- 1962 Jerry Stovall, HB

**SEC DEFENSIVE MVP**

(Selected annually by the Knoxville News-Sentinel)

- 1985 Michael Brooks, OLB

**SEC DEFENSIVE PLAYER OF THE YEAR**

(Selected annually by the SEC Head Coaches)

- 2003 Chad Lavalais, DT
- 2007 Glenn Dorsey, DT
- 2010 Patrick Peterson, CB
- 2011 Morris Claiborne, DB

**SEC DEFENSIVE PLAYER OF THE YEAR**

(Selected annually by the Associated Press)

- 2007 Glenn Dorsey, DT

**SEC SPECIAL TEAMS PLAYER OF THE YEAR**

(Selected by the SEC Head Coaches)

- 2005 Skyler Green
- 2010 Patrick Peterson

**JACOBS AWARD (OUTSTANDING SEC BLOCKER)**

(Selected annually by the SEC Head Coaches)

- 1936 Bill May, QB/FB
- 1958 J.W. Brodnax, FB/HB
- 1978 Robert Dugas, OT
- 1997 Alan Faneca, OG
- 2009 Ciron Black, OT
- 2014 La'el Collins, OT

**SEC DEFENSIVE LINEMAN OF THE YEAR**

(Selected annually by the Atlanta Touchdown Club)

- 1982 Ramsey Dardar, NG

**SEC SENIOR PLAYER OF THE YEAR**

(Selected annually by the Birmingham Touchdown Club)

- 1987 Wendell Davis, SE

**SEC FRESHMAN OF THE YEAR**

(Selected annually by the Knoxville News-Sentinel)

- 1986 Tommy Hodson, QB
- 1995 Kevin Faulk, TB (Offense), Anthony McFarland, DT (Defense)
- 1996 Mark Roman, FS (Defense)

**SEC ROOKIE OF THE YEAR**

(Selected annually by the Florida Times Union)

- 1986 Tommy Hodson, QB

**SEC COACH OF THE YEAR**

- 1949 Gaynell Tinsley (Nashville Banner)
- 1958 Paul Dietzel (Nashville Banner)
- 1969 Charles McClendon (Nashville Banner)
- 1970 Charles McClendon (Nashville Banner)
- 1984 Bill Arnsperger (Nashville Banner)
- 1986 Bill Arnsperger (Nashville Banner, Birmingham News)
- 2001 Nick Saban (Birmingham News)
- 2003 Nick Saban (Associated Press)
- 2011 Les Miles (Associated Press, SEC Coaches)

**SEC CHAMPIONSHIP GAME MOST VALUABLE PLAYER**

- 2001 Matt Mauck
- 2003 Justin Vincent
- 2007 Ryan Perrilloux
- 2011 Tyrann Mathieu

**SEC SCHOLAR-ATHLETE OF THE YEAR**

- 2017 Danny Etling
- 2005 Rudy Niswanger

## AS SELECTED BY SEC OFFICE

### 1985

Oct. 11	QB	Jeff Wickersham (Offense) vs. Florida
Oct. 18	LB	Michael Brooks (Defense) vs. Kentucky
Nov. 16	LB	Michael Brooks (Defense) vs. Mississippi State
Nov. 23	QB	Jeff Wickersham (Offense) vs. Notre Dame
	LB	Ron Sancho (Defense) vs. Notre Dame
	DE	Henry Thomas (Defense) vs. Notre Dame

### 1986

Sept. 13	LB	Michael Brooks (Defense) vs. Texas A&M
Oct. 4	S	Greg Jackson (Defense) vs. Florida
Oct. 11	LB	Toby Caston (Defense) vs. Georgia
Oct. 26	WR	Wendell Davis (Offense) vs. North Carolina
Nov. 8	S	Greg Jackson (Defense) vs. Alabama
Nov. 15	QB	Tommy Hodson (Offense) vs. Mississippi State
Nov. 22	QB	Tommy Hodson (Offense) vs. Notre Dame
	WR	Wendell Davis (Offense) vs. Notre Dame

### 1987

Oct. 10	LB	Ron Sancho (Defense) vs. Georgia
Oct. 17	QB	Tommy Hodson (Offense) vs. Kentucky
Oct. 31	WR	Wendell Davis (Offense) vs. Ole Miss
Nov. 21	RB	Harvey Williams (Offense) vs. Tulane

### 1988

Sept. 3	LB	Ron Sancho (Defense) vs. Texas A&M
Sept. 27	LSU	Team (Defense) vs. Tennessee
Oct. 29	RB	Eddie Fuller (Offense) vs. Ole Miss

### 1989

Oct. 14	LB	Oliver Lawrence (Defense) vs. Auburn
Oct. 28	QB	Tommy Hodson (Offense) vs. Tennessee
Nov. 4	QB	Tommy Hodson (Offense) vs. Ole Miss
Nov. 25	QB	Tommy Hodson (Offense) vs. Tulane

### 1990

Sept. 8	LB	Mike Hewitt (Defense) vs. Georgia
Sept. 29	WR	Todd Kinchen (Offense) vs. Texas A&M
	DB	Derril McCorvey (Defense) vs. Texas A&M
Oct. 20	RB	Harvey Williams (Offense) vs. Kentucky

### 1991

Sept. 21	LB	Ricardo Washington (Defense) vs. Vanderbilt
Nov. 16	WR	Todd Kinchen (Offense) vs. Mississippi State

### 1992

None

### 1993

Nov. 6	DB	Ivory Hilliard (Defense) vs. Alabama
--------	----	--------------------------------------

### 1994

None

### 1995

Nov. 11	RB	Kevin Faulk (Offense) vs. Ole Miss
Nov. 18	DE	Gabe Northern (Defense) vs. Arkansas

### 1996

Sept. 7	RB	Kevin Faulk (Offense) vs. Houston
Nov. 30	RB	Kevin Faulk (Offense) vs. Arkansas

### 1997

Oct. 11	CB	Cedric Donaldson (Defense) vs. Florida
Nov. 8	DT	Chuck Wiley (Defense) vs. Alabama

### 1998

Sept. 19	QB	Herb Tyler (Offense) vs. Auburn
Oct. 24	RB	Kevin Faulk (Offense) vs. Mississippi State

### 1999

Nov. 27	QB	Rohan Davey (Offense) vs. Arkansas
---------	----	------------------------------------

### 2000

Sept. 30	QB	Rohan Davey (Offense) vs. Tennessee
Oct. 21	RB	LaBrandon Toefield (Offense) vs. Mississippi St.
Nov. 2	QB	Josh Booty (Offense) vs. Alabama

### 2001

Oct. 20	LB	Trev Faulk (Defense) vs. Mississippi State
Nov. 3	WR	Josh Reed (Offense) vs. Alabama
Nov. 24	RB	LaBrandon Toefield (Offense) vs. Arkansas
Dec. 1	DE	Jarvis Green (Defense) vs. Auburn

### 2002

Sept. 14	PK	John Corbello (Special Teams) vs. Miami (Ohio)
Oct. 12	CB	Corey Webster (Defense) vs. Florida
Oct. 19	CB	Demetrius Hookfin (Defense) vs. South Carolina
Nov. 9	WR	Devery Henderson (Offense) vs. Kentucky
Nov. 23	QB	Marcus Randall (Offense) vs. Ole Miss

### 2003

Sept. 20	CB	Corey Webster (Defense) vs. Georgia
Oct. 25	DT	Chad Lavalais (Defense) vs. Auburn
Nov. 22	DT	Chad Lavalais (Defense) vs. Ole Miss
Nov. 28	QB	Matt Mauck (Offense) vs. Arkansas

### 2004

Sept. 25	CB	Corey Webster (Defense) vs. Mississippi State
Oct. 9	QB	Marcus Randall (Offense) vs. Florida
Oct. 30	DT	Claude Wroten (Defensive Lineman) vs. Vanderbilt
Nov. 13	DE	Marcus Spears (Defensive Lineman) vs. Alabama
Nov. 20	RB	Alley Broussard (Offense) vs. Ole Miss
Nov. 26	DE	Marcus Spears (Defensive Lineman) vs. Arkansas
	PK	Chris Jackson (Special Teams) vs. Arkansas



Devin White was named SEC Defensive Player of the Week four times during the 2017 season.

### 2005

Sept. 10	DT	Claude Wroten (Defensive Lineman) vs. Arizona St.
Oct. 1	WR	Skyler Green (Special Teams) vs. Mississippi State
Oct. 8	QB	JaMarcus Russell (Offense) vs. Vanderbilt
Oct. 15	LB	Ali Highsmith (Defense) vs. Florida
Oct. 22	DT	Claude Wroten (Defensive Lineman) vs. Auburn
Nov. 12	DT	Kyle Williams (Defense) vs. Alabama
Nov. 19	PK	Chris Jackson (Special Teams) vs. Ole Miss
Nov. 25	DE	Melvin Oliver (Defensive Lineman) vs. Arkansas

### 2006

Sept. 9	DT	Glenn Dorsey (Defensive Lineman) vs. Arizona
Sept. 16	DT	Glenn Dorsey (Defensive Lineman) vs. Auburn
Sept. 23	DE	Chase Pittman (Defensive Lineman) vs. Tulane
Sept. 30	QB	JaMarcus Russell (Offense) vs. Mississippi State
Oct. 14	QB	JaMarcus Russell (Offense) vs. Kentucky
Oct. 21	WR	Dwayne Bowe (Offense) vs. Fresno State
Nov. 4	QB	JaMarcus Russell (Offense) vs. Tennessee
Nov. 11	DE	Tyson Jackson (Defensive Lineman) vs. Alabama
Nov. 24	RS	Trindon Holliday (Special Teams) vs. Arkansas

### 2007

Sept. 8	DE	Kirston Pittman (Defensive Lineman) vs. Virginia Tech
Sept. 22	DT	Glenn Dorsey (Defensive Lineman) vs. South Carolina
Oct. 6	RB	Jacob Hester (Offense) vs. Florida
Oct. 20	QB	Matt Flynn (Offense) vs. Auburn
Nov. 3	DT	Glenn Dorsey (Defense) vs. Alabama
Nov. 17	S	Craig Steltz (Defense) vs. Ole Miss
	RS	Trindon Holliday (Special Teams) vs. Ole Miss

### 2008

Sept. 13	RS	Trindon Holliday (Special Teams) vs. North Texas
Sept. 20	RB	Charles Scott (Offense) vs. Auburn
Sept. 27	QB	Jarrett Lee (Freshman) vs. Mississippi State
Oct. 18	DE	Tyson Jackson (Defensive Lineman) vs. South Carolina

### 2009

Sept. 14	DE	Rahim Alem (Defense) vs. Vanderbilt
Sept. 28	S	Chad Jones (Special Teams) vs. Mississippi State
Oct. 5	RB	Charles Scott (Offense) vs. Georgia
Oct. 26	LB	Harry Coleman (Defense) vs. Auburn
Nov. 30	PK	Josh Jasper (Special Teams) vs. Arkansas

### 2010

Sept. 4	CB	Patrick Peterson (Special Teams) vs. North Carolina
Sept. 11	DT	Drake Nevis (Defensive Lineman) vs. Vanderbilt
Sept. 18	DT	Drake Nevis (Defensive Lineman) vs. Mississippi St.
	PK	Josh Jasper (Special Teams) vs. Mississippi St.
Sept. 25	CB	Patrick Peterson (Special Teams) vs. West Virginia
Oct. 2	RB	Stevan Ridley (Offense) vs. Tennessee
Oct. 9	DT	Drake Nevis (Defensive Lineman) vs. Florida
Nov. 6	LB	Kevin Sheppard (Defense) vs. Alabama
	DT	Drake Nevis (Defensive Lineman) vs. Alabama
Nov. 20	QB	Jordan Jefferson (Offense) vs. Ole Miss
	PK	Josh Jasper (Special Teams) vs. Ole Miss

### 2011

Sept. 3	DB	Tyrann Mathieu (Defense) vs. Oregon
Sept. 15	WR	Odell Beckham Jr. (Freshman) vs. Mississippi State
	DT	Bennie Logan (Defensive Lineman) vs. Mississippi St.
Sept. 24	P	Brad Wing (Special Teams) vs. West Virginia
Oct. 1	DE	Sam Montgomery (Defensive Lineman) vs. Kentucky
Oct. 8	OG	Will Blackwell (Offensive Lineman) vs. Florida
Oct. 15	OT	Chris Faulk (Offensive Lineman) vs. Tennessee
Oct. 22	DE	Barkevious Mingo (Defensive Lineman) vs. Auburn
	P	Brad Wing (Special Teams) vs. Auburn
Nov. 5	S	Eric Reid (Defense) vs. Alabama
	DE	Sam Montgomery (Defensive Lineman) vs. Alabama
Nov. 19	CB	Ron Brooks (Defense) vs. Ole Miss
	OG	Will Blackwell (Offensive Lineman) vs. Ole Miss
Nov. 25	DB	Tyrann Mathieu (Defense) vs. Arkansas
	RB	Kenny Hilliard (Freshman) vs. Arkansas

### 2012

Sept. 8	DE	Sam Montgomery (Def. Lineman) vs. Washington
	S	Jalen Mills (Freshman) vs. Washington
Sept. 22	DE	Sam Montgomery (Defense) vs. Auburn
Oct. 6	LB	Kevin Minter (Defense) vs. Florida
Oct. 13	DE	Sam Montgomery (Def. Lineman) vs. S. Carolina
	RB	Jeremy Hill (Freshman) vs. South Carolina
Oct. 20	LB	Kevin Minter (Defense) vs. Texas A&M
Nov. 10	S	Craig Loston (Defense) vs. Mississippi State
Nov. 17	WR	Odell Beckham Jr. (Special Teams) vs. Ole Miss
	C	P.J. Lonergan (Offensive Lineman) vs. Ole Miss

### 2013

Aug. 31	OT	La'el Collins (Offensive Lineman) vs. TCU
Sept. 7	WR	Odell Beckham Jr. (Special Teams) vs. UAB
Sept. 14	DT	Ego Ferguson (Defense) vs. Kent State
Sept. 21	RB	Jeremy Hill (Offense) vs. Auburn
Oct. 5	QB	Zach Mettenberger (Offense) vs. Mississippi State
Oct. 12	DE	Danielle Hunter (Defensive Lineman) vs. Florida
Nov. 23	RB	Terrence Magee (Offense) vs. Texas A&M

### 2014

Sept. 27	QB	Brandon Harris (Freshman) vs. New Mexico State
Oct. 11	OG	Vadal Alexander (Offensive Lineman) vs. Florida
	RB	Leonard Fournette (Freshman) vs. Florida
Oct. 25	RB	Leonard Fournette (Freshman) vs. Ole Miss
	LB	Kendell Beckwith (Defense) vs. Ole Miss
Nov. 27	RB	Leonard Fournette (Freshman) vs. Texas A&M

### 2015

Sept. 12	RB	Leonard Fournette (Offense) vs. Mississippi State
	C	Ethan Pocic (Offensive Lineman) vs. Mississippi St.
Sept. 19	RB	Leonard Fournette (Offense) vs. Auburn
	OT	Vadal Alexander (Offensive Lineman) vs. Auburn
Sept. 26	RB	Leonard Fournette (Offense) vs. Syracuse
Oct. 10	C	Ethan Pocic (Offensive Lineman) vs. South Carolina
	RB	Derrius Guice (Freshman) vs. South Carolina
Oct. 17	OT	Vadal Alexander (Offensive Lineman) vs. Florida
	DE	Lewis Neal (Defense) vs. Florida
Nov. 28	LB	Deion Jones (Defense) vs. Texas A&M
	DE	Arden Key (Freshman) vs. Texas A&M


### 2016

Sept. 10	DB	Tre'Davious White (Special Teams) vs. Jacksonville St.
Sept. 17	DE	Arden Key (Defensive Lineman) vs. Miss. St.
	P	<b>Josh Growden (Co-Special Teams) vs. Miss. St.</b>
Oct. 1	RB	Derrius Guice (Offense) vs. Missouri
	C	Ethan Pocic (Offensive Lineman) vs. Missouri
Oct. 22	RB	Leonard Fournette (Offense) vs. Ole Miss
	C	Ethan Pocic (Offensive Lineman) vs. Ole Miss
Nov. 5	DE	Lewis Neal (Defensive Lineman) vs. Alabama
Nov. 12	RB	Derrius Guice (Offense) vs. Arkansas
	C	Ethan Pocic (Offensive Lineman) vs. Arkansas
Nov. 24	RB	Derrius Guice (Offense) vs. Texas A&M

### 2017

Aug. 30	OG	<b>Garrett Brumfield (Offensive Lineman) vs. BYU</b>
Oct. 7	LB	<b>Devin White (Co-Defense) at Florida</b>
Oct. 14	WR/PR	DJ Chark (Co-Offense) vs. Auburn
	LB	<b>Devin White (Defense) vs. Auburn</b>
Oct. 21	RB	Derrius Guice (Offense) at Ole Miss
	PK	<b>Connor Culp (Special Teams) at Ole Miss</b>
Nov. 11	LB	<b>Devin White (Defense) vs. Arkansas</b>
Nov. 18	P	<b>Zach Von Rosenberg (Special Teams) at Tennessee</b>
Nov. 25	LB	<b>Devin White (Defense) vs. Texas A&amp;M</b>

LSU has been the home of some of college football's greatest players. A total of 72 LSU players have earned the distinction of first-team All-America in the history of the program. Gaynell Tinsley was the first All-American in school history after earning the recognition as an end in 1935. Tommy Casanova, arguably the most versatile player in school history, is LSU's only three-time first-team All-American.




**JIMMY TAYLOR**  
1957

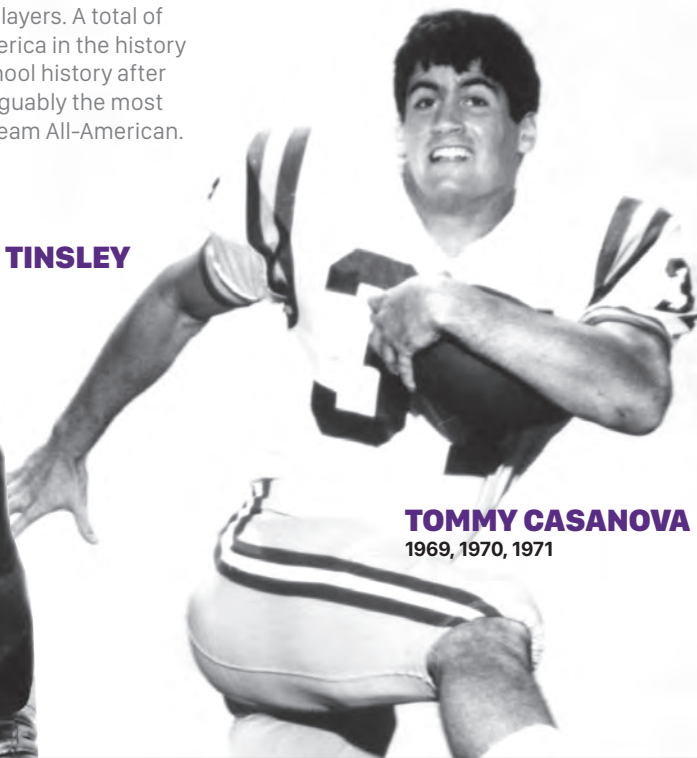
Jimmy Taylor and Billy Cannon were the faces of LSU's successful teams of the 1950s. Taylor, who went on to a legendary pro career with the Green Bay Packers, was the first fullback in LSU history to earn All-America honors. Cannon, now a member of the National Football Foundation College Hall of Fame, was the national player of the year in 1958 and 1959.



**BILLY CANNON**  
1958, 1959



**GAYNELL TINSLEY**  
1935, 1936



**TOMMY CASANOVA**  
1969, 1970, 1971

**FIRST-TEAM ALL-AMERICANS BY POSITION**

**QUARTERBACK**  
Bert Jones, 1972

**HALFBACK**  
Billy Cannon, 1958, 1959  
Jerry Stovall, 1962  
Charles Alexander, 1977, 1978  
Leonard Fournette, 2015  
Derrius Gulce, 2016

**FULLBACK**  
Jimmy Taylor, 1957

**WIDE RECEIVER**  
Eric Martin, 1983  
Wendell Davis, 1986, 1987  
Josh Reed, 2001

**TIGHT END**  
Ken Kavanaugh, Sr., 1939  
Doug Moreau, 1965  
David LaFleur, 1996

**OFFENSIVE LINEMEN**  
Fred Miller, 1962  
Billy Truax, 1963  
Remi Prudhomme, 1964  
George Rice, 1965  
Tyler LaFauci, 1973  
Robert Dugas, 1978  
Lance Smith, 1984  
Alan Faneca, 1997  
Stephen Peterman, 2003  
Herman Johnson, 2008  
Will Blackwell, 2011

**CENTER**  
Marvin "Moose" Stewart, 1935, 1936  
George Tarasovic, 1951  
Max Fugler, 1958  
Nacho Albergamo, 1987  
Todd McClure, 1998  
Ben Wilkerson, 2004  
Ethan Pocic, 2016

**END**  
Gaynell "Gus" Tinsley, 1935, 1936 (both sides)

**TACKLE**  
Sid Fournet, 1954 (both sides)

**DEFENSIVE LINEMEN**  
Roy "Moonie" Winston, 1961  
John Garlington, 1967  
Ronnie Estay, 1971  
Anthony McFarland, 1998  
Chad Lavalais, 2003  
Marcus Spears, 2004  
Kyle Williams, 2005  
Claude Wroten, 2005  
Glenn Dorsey, 2006, 2007  
Drake Nevis, 2010  
Sam Montgomery, 2011

**LINEBACKER**  
George Bevan, 1969  
Mike Anderson, 1970  
Warren Capone, 1972, 1973  
Albert Richardson, 1982  
Michael Brooks, 1985  
Bradie James, 2002

Ali Highsmith, 2007  
Kevin Minter, 2012

**CORNERBACK**  
Tommy Casanova, 1969, 1970, 1971  
Mike Williams, 1974  
James Britt, 1982  
Corey Webster, 2003, 2004  
Patrick Peterson, 2010  
Morris Claiborne, 2011  
Tyrann Mathieu, 2011  
Tre'Davious White, 2016

**SAFETY**  
Greg Jackson, 1988  
LaRon Landry, 2006  
Craig Steltz, 2007  
Eric Reid, 2012  
Jalen Mills, 2015  
Jamal Adams, 2016


**PUNTER**  
Chad Kessler, 1997  
Brad Wing, 2011

**KICKER**  
Josh Jasper, 2010

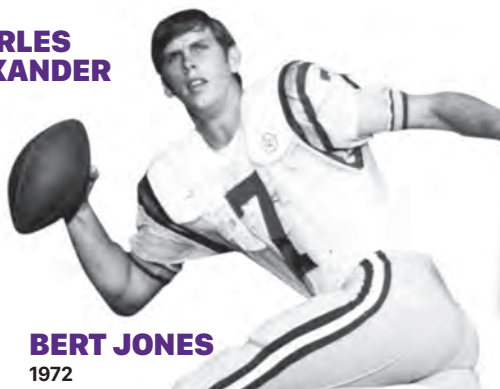
**RETURN SPECIALIST**  
Kevin Faulk, 1996  
Skyler Green, 2003, 2005  
Odell Beckham Jr., 2013



**JERRY STOVALL**  
1962



**CHARLES ALEXANDER**  
1977  
1978



**BERT JONES**  
1972



**WENDELL DAVIS**  
1986, 1987



**PATRICK PETERSON**  
2010

Patrick Peterson began a streak of three cornerback All-Americans from LSU in two seasons.



**MORRIS CLAIBORNE**  
2011

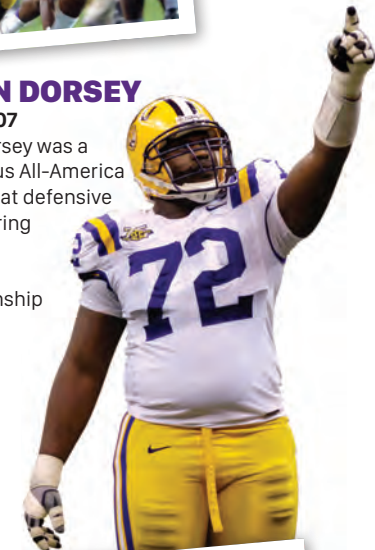
Mo Claiborne was selected as a consensus first team All-American.

**ERIC REID**  
2012

Eric Reid became the fifth safety in LSU history to be named a first-team All-American.

**GLENN DORSEY**  
2006, 2007

Glenn Dorsey was a unanimous All-America selection at defensive tackle during the 2007 national championship season.



**JOSH REED**  
2001

**FIRST-TEAM ALL-AMERICANS BY YEAR**

- |  |   |   |
|--|---|---|
| <p><b>1935</b><br/>Gaynell "Gus" Tinsley, end<br/>Marvin "Moose" Stewart, center</p> <p><b>1936</b><br/>Gaynell "Gus" Tinsley, end<br/>Marvin "Moose" Stewart, center</p> <p><b>1939</b><br/>Ken Kavanaugh, Sr., end</p> <p><b>1951</b><br/>George Tarasovic, center</p> <p><b>1954</b><br/>Sid Fournet, tackle</p> <p><b>1957</b><br/>Jimmy Taylor, fullback</p> <p><b>1958</b><br/>Billy Cannon, halfback<br/>Max Fugler, center</p> <p><b>1959</b><br/>Billy Cannon, halfback</p> <p><b>1961</b><br/>Roy "Moonie" Winston, guard</p> <p><b>1962</b><br/>Fred Miller, tackle<br/>Jerry Stovall, halfback</p> <p><b>1963</b><br/>Billy Truax, end</p> <p><b>1964</b><br/>Remi Prudhomme, tackle</p> <p><b>1965</b><br/>Doug Moreau, split end<br/>George Rice, tackle</p> <p><b>1967</b><br/>John Garlington, end</p> <p><b>1969</b><br/>George Bevan, linebacker<br/>Tommy Casanova, cornerback</p> <p><b>1970</b><br/>Tommy Casanova, cornerback<br/>Mike Anderson, linebacker</p> <p><b>1971</b><br/>Tommy Casanova, cornerback<br/>Ronnie Estay, tackle</p> | <p><b>1972</b><br/>Bert Jones, quarterback<br/>Warren Capone, linebacker</p> <p><b>1973</b><br/>Warren Capone, linebacker<br/>Tyler LaFauci, guard</p> <p><b>1974</b><br/>Mike Williams, cornerback</p> <p><b>1977</b><br/>Charles Alexander, tailback</p> <p><b>1978</b><br/>Charles Alexander, tailback<br/>Robert Dugas, offensive tackle</p> <p><b>1982</b><br/>James Britt, cornerback<br/>Albert Richardson, linebacker</p> <p><b>1983</b><br/>Eric Martin, split end</p> <p><b>1984</b><br/>Lance Smith, offensive tackle</p> <p><b>1985</b><br/>Michael Brooks, linebacker</p> <p><b>1986</b><br/>Wendell Davis, split end</p> <p><b>1987</b><br/>Wendell Davis, split end<br/>Nacho Albergamo, center</p> <p><b>1988</b><br/>Greg Jackson, safety</p> <p><b>1996</b><br/>Kevin Faulk, all-purpose<br/>David LaFleur, tight end</p> <p><b>1997</b><br/>Alan Faneca, offensive guard<br/>Chad Kessler, punter</p> <p><b>1998</b><br/>Todd McClure, center<br/>Anthony McFarland, noseguard</p> <p><b>2001</b><br/>Josh Reed, wide receiver</p> <p><b>2002</b><br/>Bradie James, linebacker</p> | <p><b>2003</b><br/>Stephen Peterman, offensive guard<br/>Chad Lavalais, defensive tackle<br/>Skyler Green, return specialist<br/>Corey Webster, cornerback</p> <p><b>2004</b><br/>Corey Webster, cornerback<br/>Marcus Spears, defensive end<br/>Ben Wilkerson, center</p> <p><b>2005</b><br/>Skyler Green, return specialist<br/>Kyle Williams, defensive tackle<br/>Claude Wroten, defensive tackle</p> <p><b>2006</b><br/>LaRon Landry, free safety<br/>Glenn Dorsey, defensive tackle</p> <p><b>2007</b><br/>Glenn Dorsey, defensive tackle<br/>Ali Highsmith, linebacker<br/>Craig Steltz, safety</p> <p><b>2008</b><br/>Herman Johnson, offensive guard</p> <p><b>2010</b><br/>Patrick Peterson, cornerback<br/>Josh Jasper, placekicker<br/>Drake Nevis, defensive tackle</p> <p><b>2011</b><br/>Will Blackwell, offensive guard<br/>Morris Claiborne, cornerback<br/>Tyrann Mathieu, cornerback<br/>Sam Montgomery, defensive end<br/>Brad Wing, punter</p> <p><b>2012</b><br/>Kevin Minter, linebacker<br/>Eric Reid, safety</p> <p><b>2013</b><br/>Odell Beckham Jr., return specialist</p> <p><b>2015</b><br/>Leonard Fournette, running back<br/>Jalen Mills, safety</p> <p><b>2016</b><br/>Jamal Adams, safety<br/>Derrius Guice, running back<br/>Ethan Pocic, center<br/>Tre'Davious White, cornerback</p> |
|--|---|---|



**KEVIN FAULK**  
1996

Wendell Davis, Kevin Faulk and Josh Reed all impacted the SEC record books during their careers. Reed holds the league record for single-season receiving yards per game (145.0), while Davis ranks sixth in SEC annals in that category (113.1). Faulk remains the SEC's all-time leader in career all-purpose yards (6,833).



In 2011, Tyrann Mathieu and Morris Claiborne became the first cornerback tandem from the same team to earn Associated Press All-America honors in the same season.

## FIRST-TEAM ALL-AMERICANS

## A

Jamal Adams, safety, 2016  
 Nacho Albergamo, center, 1987  
 Charles Alexander, tailback, 1977, 1978  
 Mike Anderson, linebacker, 1970

## B

Odell Beckham Jr., return specialist, 2013  
 George Bevan, linebacker, 1969  
 Will Blackwell, offensive guard, 2011  
 James Britt, cornerback, 1982  
 Michael Brooks, linebacker, 1985

## C

Billy Cannon, halfback, 1958, 1959  
 Warren Capone, linebacker, 1972, 1973  
 Tommy Casanova, safety, 1969, 1970, 1971  
 Morris Claiborne, cornerback, 2011

## D

Wendell Davis, split end, 1986, 1987  
 Glenn Dorsey, defensive tackle, 2006, 2007  
 Robert Dugas, offensive tackle, 1978

## E

Ronnie Estay, tackle, 1971

## F

Alan Faneca, offensive guard, 1997  
 Kevin Faulk, all-purpose, 1996  
 Sid Fournet, tackle, 1954  
 Leonard Fournette, running back, 2015  
 Max Fugler, center, 1958

## G

John Garlington, end, 1967  
 Skyler Green, return specialist, 2003, 2005  
 Derrius Guice, running back, 2016

## H

Ali Highsmith, linebacker, 2007

## J

Greg Jackson, safety, 1988  
 Bradie James, linebacker, 2002  
 Josh Jasper, place kicker, 2010  
 Herman Johnson, offensive guard, 2008  
 Bert Jones, quarterback, 1972

## K

Ken Kavanaugh Sr., end, 1939  
 Chad Kessler, punter, 1997

## L

Tyler LaFauci, guard, 1973  
 David LaFleur, tight end, 1996  
 LaRon Landry, safety, 2006  
 Chad Lavalais, defensive tackle, 2003

## M

Tyrann Mathieu, cornerback, 2011  
 Todd McClure, center, 1998  
 Anthony McFarland, noseguard, 1998  
 Eric Martin, split end, 1983  
 Fred Miller, tackle, 1962  
 Jalen Mills, safety, 2015  
 Kevin Minter, linebacker, 2012  
 Doug Moreau, end, 1965  
 Sam Montgomery, defensive end, 2011

## N

Drake Nevis, defensive tackle, 2010

## P

Patrick Peterson, cornerback, 2010  
 Ethan Pocic, center, 2016  
 Remi Prudhomme, tackle, 1964  
 Stephen Peterman, guard, 2003

## R

Josh Reed, wide receiver, 2001  
 Eric Reid, safety, 2012  
 George Rice, tackle, 1965  
 Albert Richardson, linebacker, 1982

## S

Lance Smith, offensive tackle, 1984  
 Marcus Spears, defensive end, 2004  
 Marvin "Moose" Stewart, center, 1935, 1936  
 Craig Steltz, safety, 2007  
 Jerry Stovall, halfback, 1962

## T

George Tarasovic, center, 1951  
 Jimmy Taylor, fullback, 1957  
 Gaynell "Gus" Tinsley, end, 1935, 1936  
 Billy Truax, end, 1963

## W

Corey Webster, cornerback, 2003, 2004  
 Tre'Davious White, cornerback, 2016  
 Ben Wilkerson, center, 2004  
 Kyle Williams, defensive tackle, 2005  
 Mike Williams, cornerback, 1974  
 Brad Wing, punter, 2011  
 Roy "Moonie" Winston, guard, 1961  
 Claude Wroten, defensive tackle, 2005



## Ken Kavanaugh, Sr.

End - 1939

Associated Press

A standout receiver for the Tigers from 1937-39, Ken Kavanaugh, Sr., was selected as an All-American by the Associated Press and finished seventh in the Heisman balloting during his senior season. A two-time AP first-team All-SEC selection (1938-39), Kavanaugh was known for scoring all four touchdowns in the Tigers' 28-7 victory over Holy Cross in 1939. He went on to an outstanding professional career with the New York Giants, where he continued with the organization as a scout after his playing career. A superb athlete, Kavanaugh also enjoyed a brief stint in baseball's professional ranks after lettering on the diamond at LSU. His son, Ken, Jr., lettered at LSU from 1969-71 as a receiver on the football team.



## George Tarasovic

Center - 1951

National Editorial Alliance

George Tarasovic was a junior college transfer who, although playing and lettering only one year at LSU, was named both an All-America and All-SEC selection that season. An all-around athlete in high school, Tarasovic's college career was abbreviated because of military service during the Korean War. However, after returning from the service Tarasovic resumed his playing career at the professional level where he saw over a dozen years of action in the NFL and AFL.




## Sid Fournet

Tackle - 1954

Associated Press, UPI, Look, Football Writers Association of America, National Editorial Alliance, Williamson, INS

An extremely durable performer, Sid Fournet played guard and tackle on both sides of the ball. Earning All-America distinction in 1954, Fournet was credited with seeing action in 83 percent of the Tigers' total plays that season. Also a two-time first-team All-SEC selection, he was honored by both AP and UPI in 1953 and 1954.



## Jimmy Taylor

Fullback - 1957

Football Writers Association of America-Look

Viewed as one of the most complete football players to have ever played the game, Jimmy Taylor was named a All-American by the Football Writers Association of America-Look in 1957. Voted the MVP of the 1958 Senior Bowl, he went on to a legendary pro career with the Green Bay Packers (1958-66) and New Orleans Saints (1967) and was later inducted into the Pro Football Hall of Fame in 1976. Taylor is also a member of the Louisiana Sports Hall of Fame and the LSU Athletics Hall of Fame.



## Billy Cannon

Halfback - 1958, 1959

1959 Heisman Trophy, Associated Press (1958-59), UPI (1958-59), National Editorial Alliance (1958-59), Central Press (1958-59), American Football Coaches Association (1958-59), The Sporting News (1958-59), Football Writers Association of America-Look (1958-59), New York Daily News (1958-59), NBC (1958-59), Time (1958), Leahy (1958), Hearst (1959).

The greatest football player ever to don the Purple and Gold, Billy Cannon was awarded the Heisman Trophy in 1959. He was given virtually every honor that could be bestowed on an individual, including All-America accolades in 1958 and 1959. Cannon was considered almost as valuable on defense as he was on offense. His 89-yard punt return in 1959 against Ole Miss has become a gridiron legend, but few remember that he and Warren Rabb stuffed Ole Miss at the goal line of a fourth and inches to preserve the dramatic 7-3 victory. A three-year letterwinner for the Tigers (1957-59), he was also a two-time first-team All-SEC selection (1958-59).



## Max Fugler

Center - 1958

Football Writers Association of America-Look, NBC

A bulwark for the White Team, Max Fugler was instrumental in the Tigers' 1958 national championship run. Named an All-American by the Football Writers Association of America-Look and NBC that same year, he was heralded as an outstanding blocker on offense and incomparable down lineman on defense. His defensive work was exemplified by the number of goal line and fourth down stands the Tigers had during the glory years of 1958 and 1959. He was also named a first-team All-SEC selection by UPI in 1958.



## Roy (Moonie) Winston

Guard - 1961

Associated Press, UPI, National Editorial Alliance, Central Press, Football Writers Association of America Look, Kodak/American Football Coaches Association, New York Daily News, The Sporting News, Time

A 1961 All-America selection at guard, Roy (Moonie) Winston excelled on defense with a strong initial charge, plus speed and agility. Soft-spoken, Winston was a born leader that was elected by his teammates as the Tigers' team captain in 1961. Winston also earned first-team All-SEC honors from the AP and UPI that same year. In addition, he played on LSU's SEC champion baseball team in the early 1960's before enjoying a brilliant NFL career in Minnesota.



## Gaynell (Gus) Tinsley

End - 1935, 1936

Associated Press

The Tigers' first consensus All-American, Gaynell (Gus) Tinsley was a unanimous selection in both 1935 and 1936. He played both ways as an end and led LSU to two SEC titles and three Sugar Bowl appearances. After earning three letters with the Tigers from 1934-36, he went on to a successful NFL career where he was twice named an All-Pro selection while playing for the Chicago Cardinals. Tinsley later returned to LSU where he served as the Tigers' head coach from 1948-54. During the 1949 season he led LSU to

an 8-2-0 season that included wins over the Southern, Southeastern and Southwest Conference champions and a Sugar Bowl tilt versus Oklahoma. He was a charter member of the LSU Athletics Hall of Fame.



## Marvin (Moose) Stewart

Center - 1935, 1936

Helms Foundation

A three-year letterwinner for the Tigers (1934-36), Marvin (Moose) Stewart was selected to the Helms Foundation All-American team in 1935. Later named an All-SEC selection by the Associated Press in 1936, he helped the Tigers to back-to-back SEC titles in 1935 and 1936. Stewart was a charter member of the LSU Athletics Hall of Fame.



**Fred Miller**

**Tackle - 1962**  
**All America Organization**

A stellar lineman for the great LSU teams of the early 1960s, Fred Miller originally signed with Tulane after finishing at Homer High School, but he found out he was one English credit short, so he was bound for Texas A&M until Paul Dietzel sold his family on LSU. He played alongside Moonie Winston in 1961 and was a blocker for Heisman runner-up Jerry Stovall in 1962. In his three seasons, LSU played in two bowls, the Orange (25-7 over Colorado) and Cotton (13-0 over Texas). He was drafted by the Colts and later earned All-Pro honors. He is a member of LSU's Modern Day Team of the Century.



**Jerry Stovall**

**Halfback - 1962**  
**Associated Press, UPI, National Editorial Alliance, Central Press, Football Writers Association of America Look, Kodak/ American Football Coaches Association, New York Daily News, The Sporting News, Time, CBS**

Ironically, Jerry Stovall was the last recruit signed by LSU after he graduated from high school. Once with the Tigers he earned All-America accolades and finished second in the 1962 Heisman Trophy balloting. Also a two-time All-SEC selection, Stovall went on to play nine seasons with the St. Louis Cardinals before becoming an assistant coach at South Carolina. He later returned to LSU as assistant coach and was named head coach after the tragic death of Bo Rein in 1980. He took LSU to the 1983 Orange Bowl and was named National Coach of the Year by the Walter Camp Football Foundation after the 1982 season.



**Billy Truax**

**End - 1963**  
**Football News**

Billy Truax was an excellent blocker, but LSU's offense in that era was geared towards the run and, consequently, his talents as a pass receiver were never exploited. Football News honored him as an All-American in 1963, the same year the UPI recognized him as a first-team all-conference honoree. Truax's son, Chris, was an offensive lineman at LSU from 1988-91.



**Remi Prudhomme**

**Tackle - 1964**  
**National Editorial Alliance, New York Daily News, Football News**

A stalwart of the Chinese Bandits, Remi Prudhomme was an unusually strong player. His size and weight made him unique and his aggressive temperament was ideal for the role in which he was cast. Named a 1964 All-American by the National Editorial Alliance, the New York Daily News and the Football News, he also garnered all-conference honors from the UPI. Prudhomme went on to a brilliant pro career with the Buffalo Bills, Kansas City Chiefs and New Orleans Saints.



**Doug Moreau**

**Split End - 1965**  
**Football News**

Doug Moreau's pass-catching ability was heralded, but his place kicking had to be recognized. In his junior season, his talented toe was responsible for the first two victories of the year, a 9-6 win over the Texas Aggies and 3-0 victory against Rice. The AP named him a first-team All-SEC pick in 1964 before he earned All-America honors from the Football News in 1965. Moreau went on to play professional ball with the Miami Dolphins, earned a law degree and served as a district judge in Baton Rouge. He currently serves as the color analyst for the LSU Sports Radio Network.



**George Rice**

**Tackle - 1965**  
**Time, The Sporting News**

A local lad, George Rice's prowess in high school overlapped three sports: football, basketball and track. Extremely powerful, his specialty in track was the shot put. On the gridiron he was a devastating blocker and tackler who played in three bowl games during his career. Rice was named a first-team All-SEC selection by UPI in 1964 and an All-American by Time and The Sporting News a year later. He participated in the Hula Bowl and went on to a long, successful career in the NFL before returning to LSU as a graduate assistant.



**John Garlington**

**End - 1967**  
**Kodak/American Football Coaches Association**

An incredible athlete whose talents typified his play and teamwork, John Garlington had excellent speed and lateral pursuit. Opponents were timid when it came to attacking his side of the defensive line. Even with his size, he was a speed merchant. In the 1966 Rice encounter, Garlington picked off an errant pass and returned it 42 yards for a touchdown. A 1967 Kodak/AFCFA All-American, he was also a two-time first-team All-SEC selection (1966 and 1967).



**George Bevan**

**Linebacker - 1969**  
**Football Writers Association of America-Look, Kodak/ American Football Coaches Association**

Possibly the finest all-around linebacker ever to play at LSU, George Bevan's size had absolutely nothing to do with his desire, competitiveness, leadership and commitment. In the first game of his junior year, he injured his Achilles tendon to such an extent that he underwent several surgeries and spent 32 months on crutches. There was little hope he would ever play football again, but by the summer of 1969, his determination had earned him a starting role. Although Bevan had many notable moments, his blocked extra point against Auburn in the classic 21-20 victory by LSU had to be his crowning achievement. He was named both an All-America and All-SEC (AP and UPI) selection in 1969. Bevan earned his law degree from LSU.



**Tommy Casanova**

**Cornerback - 1969, 1970, 1971**  
**Associated Press (1969-70), Kodak/American Football Coaches Association (1969-70), UPI (1971), Central Press (1971), Football Writers Association of America (1971), Walter Camp (1971), Football News (1971), Time (1971)**

Versatility personified might be the best description of the myriad talents of Tommy Casanova. During his three-year LSU career, he played offense and defense, returned punts and kickoffs, and did everything except handle the water cart. A fearless competitor, he led the team by example through three brilliant seasons and entered immortality as a result of his actions, both on and off the field. A three-time All-American, Casanova is one of just six three-time All-SEC performers in LSU history (1969-70-71). Following his collegiate career, Casanova played several seasons with the Cincinnati Bengals while pursuing his medical degree. He is now an ophthalmologist in his hometown of Crowley, La.



**Mike Anderson**

**Linebacker - 1970**  
**Associated Press, UPI, Central Press, Football Writers Association of America-Look, Kodak/American Football Coaches Association, Football News, Time**

Mike Anderson started every game during his three years as a linebacker at LSU. In fact, he was the second of three straight All-America linebackers produced by the Tigers: George Bevan in 1969; Anderson in 1970; and Warren Capone in 1973. Anderson was noted for one great play -- at Auburn in 1970, the Plainsmen had the ball, fourth and one inch and 6-2, 225-pound fullback Wallace Clark drove for the TD. Anderson met him head-on short of pay dirt and his feat became that of which legends are made. Named an All-American in 1970, he was also recognized as a first-team All-SEC pick by the AP and UPI that same year.



**Ronnie Estay**

**Tackle - 1971**  
**Kodak/American Football Coaches Association**

One of the quickest defensive linemen ever to play at LSU, Ronnie Estay, a true Cajun, anchored a defense that allowed the fewest yards in the nation. During his junior year, he tackled both quarterbacks Pat Sullivan of Auburn and Archie Manning of Ole Miss for safeties. In 1971, he was recognized as a Kodak/AFCFA All-American as well as a first-team All-SEC selection by the AP and UPI.



**Bert Jones**

**Quarterback - 1972**  
**UPI, National Editorial Alliance, Kodak/American Football Coaches Association, Time, The Sporting News**

Bert Jones possessed as strong an arm as any quarterback in college history. He finished fourth in the balloting for the 1972 Heisman Trophy, won an SEC title as a sophomore and played in three bowl games while compiling a 26-6-1 career mark. He started only two games prior to the next-to-last game of his junior season, but started every one after that. Jones' most notable feats came against Notre Dame in 1971 (28-8), and Ole Miss in 1972 when, with time expired, he threw a touchdown pass to Brad Davis for the 17-16 LSU victory. A 1972 All-American and first-team All-SEC selection, he was the first pick in the 1973 NFL Draft by the Baltimore Colts.



**Warren Capone**

**Linebacker - 1972, 1973**  
**Football Writers Association of America (1972-73), Kodak/ American Football Coaches Association (1973)**

Warren Capone was another in the long line of Baton Rouge natives who starred at LSU. He played in the Sun, Bluebonnet and Orange Bowls during his years as a starting linebacker. For his efforts, he was named an All-American in 1972 and 1973 as well as first-team All-SEC by the AP in 1972 and both the AP and UPI in 1973. Capone played for Birmingham in the World Football League and the Dallas Cowboys in the Super Bowl. He is the past president of the National "L" Club.



## Tyler LaFauci

**Guard - 1973**

**Associated Press, National Editorial Alliance, Walter Camp**  
During Tyler LaFauci's three-year career, LSU compiled a 27-8-1 mark and participated in three bowl games: Sun, Bluebonnet and Orange. His lack of height didn't inhibit his determination and competitiveness as he excelled both as a pass blocker and a pulling blocker. A 1973 All-American, he was also a first-team All-SEC pick as voted on by the AP and UPI that year. Also a brilliant student, LaFauci went on to postgraduate work and earned a physical therapist degree, a profession he practices in Baton Rouge.



## Mike Williams

**Cornerback - 1974**

**Kodak/American Football Coaches Association, The Sporting News, Time**

Feisty, aggressive, determined and unyielding; those were the adjectives that best described the play of Mike Williams. Named Sports Illustrated's Back-of-the-Week for his play against Kentucky in 1973, he was also named an All-American by Kodak/AFCA, The Sporting News and Time during the 1974 season.



## Charles Alexander

**Tailback - 1977, 1978**

**UPI (1977), Kodak/American Football Coaches Association (1977-78), Football Writers Association of America (1977-78), Walter Camp (1977-78), The Sporting News (1978), National Editorial Alliance (1978)**

At the end of a stellar career that included a pair of All-America and All-SEC (AP and UPI) honors, Charles Alexander's name sat atop nine SEC categories, tied for another conference mark and topped 27 LSU records. In two bowl games, he was responsible for 330 yards. Alexander still holds the school

records for most rushes in a game (43), most yards in a season (1686) and most yards gained per game in a season (153.3). He was drafted in the first round by Cincinnati and played in the Super Bowl. Alexander was selected to the College Football Hall of Fame in 2012.



## Robert Dugas

**Offensive Tackle - 1978**

**Football News**

Suffice it to say, Robert Dugas' academic prowess surpassed his athletic ability, which was considerable. He was a member of the self-named "Root Hogs" which cleared the way for many of Charles Alexander's record setting performances. Dugas was named to the Football News' All-America team in 1978, the CoSIDA Academic All-America Team in 1977 and to All-SEC teams both in 1977 and 1978.



## James Britt

**Cornerback - 1982**

**National Editorial Alliance**

After three seasons, James Britt appeared ready to blossom. But in the second game of the 1981 season against Notre Dame, he intercepted a pass to set up a field goal, and a few minutes later, a broken arm ended his year. He went on to have an outstanding senior season in 1982 that was capped with All-America honors from the National Editorial Alliance. Britt was a second-round pick by the Atlanta Falcons and played there several years before entering a successful business career in the Georgia capital. Named an Academic All-American by CoSIDA in 1982, he was also a first-team All-SEC pick by the AP in 1982.



## Albert Richardson

**Linebacker - 1982**

**Football News**

Albert Richardson still holds the LSU records for most tackles in a game (21 vs. South Carolina, 1982) and a career (952) and for 21 years, he also held LSU's single-season record for tackles (150, 1981). Named an All-American by the Football News in 1982, Richardson was also selected as a first-team All-SEC performer by the AP and UPI that same year. His genes fitted him for a role in football as his father, Albert, Sr., was a Baton Rouge High School assistant coach.



## Eric Martin

**Split End - 1983**

**The Sporting News**

A converted running back, Eric Martin compiled a brilliant record during his four years in varsity competition. At one time he was the school record holder in season (52) and career (105) receptions, yards in a single game (209) and most yards in a season (1,064). As a freshman, he was second in the nation in kickoff returns, a total that included a 100-yarder for a touchdown against Kentucky. A 1983 Sporting News All-American, he was also a two-time first-team All-SEC selection. He was inducted into the Louisiana Sports Hall of Fame in 2006.



## Lance Smith

**Offensive Tackle - 1984**

**UPI, Kodak/American Football Coaches Association, Football News**

Lance Smith's size and quickness ideally suited him as he was named to the SEC All-Freshman team. Smith matured both physically and emotionally during his first two years in Tigertown and was strong as a bull by the time his junior season came around. He earned All-America honors from UPI, Kodak/AFCA and Football News in 1984, in addition to first-team All-SEC honors from the AP and UPI. Later, a third round choice by Phoenix, Smith quickly earned a starting role with the Cardinals.



## Michael Brooks

**Linebacker - 1985**

**Associated Press, Scripps-Howard News Service**

Michael Brooks stepped in from the very first game and showed his potential. His impressive play on the field earned him All-America honors as a junior and it was thought he would be a cinch to become one of the few two-time All-Americans in LSU history. But a knee injury in the Florida game sidelined Brooks for the remainder of the season. He was named first-team All-SEC in 1985 by the AP, UPI and SEC Coaches. The Denver Broncos drafted him in the third round.



## Wendell Davis

**Split End - 1986, 1987**

**Football Writers Association of America (1986-87), The Sporting News (1986-87), Washington Post (1986), College and Pro Football Newsweekly (1986), UPI (1987), Kodak/American Football Coaches Association (1987), Football News (1987), Scripps-Howard News Service (1987)**

One of the most prolific receivers in LSU history, two-time All-American Wendell Davis had 100 or more receiving yards in 12 games during his career.

He finished his career with a then SEC record 2,708 yards receiving, a mark that still ranks second in LSU history and 17th in SEC history. Davis also still ranks among the top 15 in the SEC in single season receiving yards (1,244), single season receptions (80) and career receptions (183). He was also named a first-team All-SEC pick by the AP, UPI and SEC Coaches in 1987 and 1988 and was later drafted by the Chicago Bears.



## Nacho Albergamo

**Center - 1987**

**Associated Press, UPI, Walter Camp, Kodak/American Football Coaches Association, Football Writers Association of America, The Sporting News, Football News, Scripps-Howard News Service**

Nacho Albergamo was LSU's most decorated player in 1987. Along with guard Eric Andolsek, they comprised LSU's "A" team which anchored the fearsome Tiger offensive line that helped pave the way to a school record 4,843 offensive yards. Also a quality student, Albergamo was named the 1987

Toyota Leader of the Year and was one of 11 recipients of the 1987 National Football Foundation and Hall of Fame Scholar-Athlete awards. He was twice named an Academic All-American by CoSIDA (1986 and 1987). Also a member of Omicron Delta Kappa leadership fraternity, he maintained a near 3.5 GPA in pre-med/zooology and attended LSU Medical School. Albergamo was also named a first-team All-SEC selection by the AP, UPI and SEC Coaches in 1987. He is currently a doctor of internal medicine in Baton Rouge.



## Greg Jackson

**Safety - 1988**

**Gannett News Service**

Greg Jackson led the nation in interception return yardage in 1988 after tying the NCAA record with a 100-yard return versus Mississippi State and later adding a 71-yard return for a TD against Tulane. Jackson's 219 interception return yards for the season have only ever been exceeded once in SEC history, by Mississippi's Joe Brodsky's 244 yards in 1956. He also returned punts for LSU, taking back 11 for 99 yards in 1988. Named first-team All-SEC by the AP and SEC Coaches, he was later drafted by the New York Giants.



## Kevin Faulk

**All-Purpose - 1996**

**Associated Press**

LSU's all-time leading rusher and a three-time All-SEC choice, Kevin Faulk led the SEC in all-purpose yards and ranked No. 2 in the league in rushing as a sophomore. Named an AP All-American as an all-purpose player that year, his 246 yards in the season opener against Houston set an LSU single-game record. Faulk was a consensus All-SEC choice in 1996, 1997 and 1998, and the SEC Freshman Offensive Player of the Year in 1995. He led the SEC in rushing during both his junior and senior seasons and also topped the league in scoring as a senior. He was selected by the New England Patriots in the 1999 NFL draft and was a member of their 2002, 2004 and 2005 Super Bowl Champion teams.



**David LaFleur**

**Tight End - 1996**  
**Walter Camp**

An imposing figure who was both a punishing blocker and a fine pass catcher, David LaFleur helped lead a resurgence of LSU football in the 1990s. The Tigers' receptions leader as a senior in 1996, he earned All-America honors from the Walter Camp Foundation that same year and was named All-SEC during both his sophomore and senior seasons. He finished his career with 71 catches for 881 yards and five touchdowns, but he was also instrumental in LSU's place as the top rushing team in the SEC in 1996 because of his blocking abilities. Following his graduation from LSU, he was chosen in the first round of the NFL draft by the Dallas Cowboys.

instrumental in LSU's place as the top rushing team in the SEC in 1996 because of his blocking abilities. Following his graduation from LSU, he was chosen in the first round of the NFL draft by the Dallas Cowboys.



**Alan Faneca**

**Offensive Guard - 1997**  
**Associated Press, Football Writers Association of America, Walter Camp, The Football News, The Sporting News**

**A dominating run blocker, Alan Faneca was the first Outland Trophy finalist in LSU history and LSU's first winner of the Jacobs Trophy (given to the best blocker in the SEC) since 1978.** Faneca, a 1997 All-America selection, anchored a heralded offensive line that helped pace LSU to SEC rushing titles in 1996 and 1997. Following his junior season, Faneca chose to enter the NFL draft where he was selected in the first round by Pittsburgh and went on to win the 2007 Super Bowl with the Steelers. He retired from the NFL following the 2010 season.

enter the NFL draft where he was selected in the first round by Pittsburgh and went on to win the 2007 Super Bowl with the Steelers. He retired from the NFL following the 2010 season.



**Chad Kessler**

**Punter - 1997**  
**Associated Press, American Football Coaches Association, The Football News, Walter Camp, The Sporting News**

Chad Kessler became the first player in college football history to average over 50.0 yards per punt for a full season. He was an All-SEC choice his sophomore year and, after an average junior season, he exploded onto the national scene as the country's top punter. An excellent student, he finished his career with a 3.91 GPA and was named a first-team Academic All-American. Kessler signed a free agent contract with Tampa Bay out of LSU and then decided to pursue a career in medicine. He is now a doctor of Otolaryngology in Charlotte, N.C.

and then decided to pursue a career in medicine. He is now a doctor of Otolaryngology in Charlotte, N.C.



**Todd McClure**

**Center - 1998**  
**American Football Coaches Association**

An All-American and two-time All-SEC center, Todd McClure also served as LSU's offensive team captain. LSU rolled to a 25-12 record with McClure as the starting center, a role he assumed beginning midway through his freshman year. He played an integral role in LSU's team rushing in 1996 and 1997. McClure was selected by the Atlanta Falcons in the 1999 NFL Draft.



**Anthony McFarland**

**Noseguard - 1998**  
**Associated Press, The Football News**

One of LSU's most outstanding and colorful linemen in 1998, Anthony McFarland earned All-America honors from the Associated Press and Football News that year. A four-year starter and a defensive co-captain as a senior, he finished his career ranked sixth in LSU history in quarterback sacks with 17. He was a first-team All-SEC pick as a senior, a second-team selection as a sophomore, the Defensive MVP of the 1996 Peach Bowl and the 1995 SEC Freshman Co-Defensive Player of the Year. McFarland was drafted as the 15th overall pick in the 1999 NFL Draft by Tampa Bay and won two Super Bowl rings - one with the Buccaneers and one with the Indianapolis Colts.

SEC Freshman Co-Defensive Player of the Year. McFarland was drafted as the 15th overall pick in the 1999 NFL Draft by Tampa Bay and won two Super Bowl rings - one with the Buccaneers and one with the Indianapolis Colts.



**Josh Reed**

**Wide Receiver - 2001**  
**Walter Camp, Associated Press, Football Writer's Association, American Football Coaches Association, The Sporting News, ABC Sports online, Sports Illustrated.com**

Josh Reed re-wrote both the LSU and SEC record books in 2001 as he caught a school-record 94 passes for an SEC-record 1,740 yards on his way to becoming a consensus first-team All-American. Reed led the nation in both receiving yards and yards per game. Reed, who won the Biletnikoff Award as a junior in 2001, wrapped up his career as the SEC's all-time leader in receiving yards. In his final game in an LSU uniform, Reed set Sugar Bowl records with 14 receptions for 239 yards and a pair of touchdowns in the Tigers' 47-34 victory over Illinois. Reed capped his career by setting 17 school, SEC or Sugar Bowl records as a junior. He was drafted by the Buffalo Bills in the second round.

yards. In his final game in an LSU uniform, Reed set Sugar Bowl records with 14 receptions for 239 yards and a pair of touchdowns in the Tigers' 47-34 victory over Illinois. Reed capped his career by setting 17 school, SEC or Sugar Bowl records as a junior. He was drafted by the Buffalo Bills in the second round.



**Bradie James**

**Linebacker - 2002**  
**American Football Coaches Association, The Sporting News, CBS Sportsline**

Bradie James capped his career as one of the most outstanding student-athletes in LSU football history. As a senior in 2002, James earned first-team All-America honors and was named a National Scholar-Athlete by the National Football Foundation. He finished his career ranked second in LSU history with 418 tackles, which included a school-record 154 in 2002. James



**Stephen Peterman**

**Offensive Guard - 2003**  
**Sports Illustrated.com, ESPN.com, The Sporting News**

One of the nation's top offensive linemen as a senior in 2003, Stephen Peterman put the finishing touches on his LSU career by being selected a first-team All-American by three publications - Sports Illustrated.com, ESPN.com and The Sporting News. A three-year starter on the offensive line, Peterman played in 48 games, including 29 starts. In a season that culminated with LSU winning the national title, Peterman allowed only one sack while being whistled for just nine penalties in all of 2003. He was drafted in the third round by the Dallas Cowboys.



**Chad Lavalais**

**Defensive Tackle - 2003**  
**Walter Camp, Associated Press, Football Writer's Association of America, Sports Illustrated.com, ESPN.com, The Sporting News**

The anchor on the LSU defense in 2003, Chad Lavalais was the driving defensive force behind the Tigers' run to the 2003 BCS National Championship. Lavalais, a finalist for both the Nagurski and Outland Awards, earned first-team All-America honors from six publications, while also being named the SEC's Defensive Player of the Year by the league's coaches. Lavalais earned National Defensive Player of the Year honors from The Sporting News after leading an LSU defense that ranked first in the country in scoring and total defense. He went on to be drafted in the fifth round by the Atlanta Falcons.



**Skyler Green**

**Return Specialist - 2002, 2005**  
**Sports Illustrated.com, ESPN.com (2003), Rivals.com (2005)**

The first punt Skyler Green returned in college resulted in a 62-yard touchdown against Arizona in week two of the 2003 season. By the time Green's career had come to an end, he had set an LSU record by returning four punts for touchdowns on his way to earning first-team All-America honors in both 2003 and 2005. Green led the nation in punt returns as a sophomore in 2003 with an 18.5 average. For his career, Green finished first in LSU history in punts returned for a TD (4) and second in punt return yards (1,064). He was drafted in the fourth round by the Dallas Cowboys.



**Corey Webster**

**Cornerback - 2003, 2004**  
**American Football Coaches Association (2003-04), The Sporting News (2004)**

One of the nation's top cover cornerbacks as a junior and senior, Corey Webster became LSU's first two-time first-team All-American since Wendell Davis in 1986-87. Webster capped his career in 2004 by earning first-team All-America honors from the American Football Coaches Association and The Sporting News. As a senior, Webster recorded 33 tackles and two interceptions for the nation's No. 3 rated defense. Originally signed as a wide receiver, Webster played his first season with the Tigers on offense before making the switch to the secondary prior to his sophomore season. Webster tied an LSU single game record with three interceptions against Florida in 2002 and he holds the school record in passes defended with 49. He was drafted in the second round by the New York Giants and has won two Super Bowl rings.



**Marcus Spears**

**Defensive End - 2004**  
**Walter Camp, Associated Press, American Football Coaches Association**

Marcus Spears capped his LSU career in grand fashion, earning first-team All-America honors from the Walter Camp Foundation, the Associated Press and the American Football Coaches Association in 2004. As a senior, Spears led a Tiger defense that ranked No. 3 in the nation with 17 tackles for losses and nine sacks. He also recorded 49 tackles for LSU in 2004 and returned an interception 35 yards for a touchdown. Spears' LSU career concluded with 19 sacks, which ranks fifth in school history, and 34.5 tackles for loss, which ranks seventh at the school. He was the 20th overall pick by the Dallas Cowboys.



**Ben Wilkerson**

**Center - 2004**  
**American Football Coaches Association, The Sporting News**

A starter at center for the best four-year stretch in school history, Ben Wilkerson capped his career with the Tigers by earning first-team All-America honors in 2004 from both the American Football Coaches Association and The Sporting News. In addition to his All-America honors, Wilkerson was also named the co-recipient of the Rimington Trophy, which is presented annually to the top center in college football. Wilkerson did all of this as a senior despite having his final season with the Tigers cut short due to a knee injury. In four years with the Tigers, Wilkerson was a mainstay on the offensive line, helping LSU to a 33-8 mark in his 41 career starts at center.

despite having his final season with the Tigers cut short due to a knee injury. In four years with the Tigers, Wilkerson was a mainstay on the offensive line, helping LSU to a 33-8 mark in his 41 career starts at center.



## Kyle Williams

**Defensive Tackle - 2005**  
**Rivals.com**

The anchor on the LSU defensive line as a senior in 2005, Kyle Williams earned first-team All-America honors from Rivals.com. In 2005, Williams recorded 61 tackles, 7.5 tackles for losses and 4.5 sacks. He also had 21 QB hurries and batted down five passes at the line of scrimmage. He was drafted in the fifth round by the Buffalo Bills.



## Claude Wroten

**Defensive Tackle - 2005**  
**Collegefootballnews.com**

Considered one of the most dominant defensive linemen in college football in 2005, Claude Wroten teamed with fellow defensive tackle Kyle Williams to give LSU a pair of All-America defensive tackles. Wroten capped his senior year with 49 tackles and a team-best 10.5 tackles for loss. He was a third round pick of the St. Louis Rams in the NFL Draft.



## LaRon Landry

**Free Safety - 2006**

**Associated Press, American Football Coaches Association**

Considered one of the best defensive backs in all of college football in 2006, LaRon Landry became LSU's then-highest drafted defensive player in school history when he was selected as the No. 6 overall pick in the 2007 NFL Draft. A four-year starter that capped his career with 48 consecutive starts, Landry was named a first-team All-American and a semifinalist for the Thorpe Award during his senior season. Landry finished his LSU career ranked No. 2 in school history in passes broken up and tied for No. 3 in interceptions with 40 and 12, respectively.



## Glenn Dorsey

**Defensive Tackle - 2006, 2007**

**Associated Press (2006, 2007), American Football Coaches Association (2006, 2007) CBSsportsline.com (2006, 2007), Sportsillustrated.com (2006, 2007), Rivals.com (2006), Walter Camp (2007), ESPN.com (2007), The Sporting News (2007), Football Writers Association of America (2007)**

Glenn Dorsey capped his career as the most decorated defender in school history, earning numerous national awards and All-America honors as both a junior and senior before becoming the highest drafted defensive player in school history as the fifth pick of the 2008 NFL Draft by the Kansas City Chiefs. A consensus All-American in 2007, Dorsey anchored an LSU defense that rated No. 3 nationally in yards allowed in both 2006 and 2007. Dorsey was also named the winner of the Outland, Nagurski, Lombardi and Lott Awards following his senior season in 2007. Dorsey led the Tigers to the 2007 national title.



## Ali Highsmith

**Linebacker - 2007**  
**CBSsportsline.com**

A three-year starter, Ali Highsmith earned first-team All-America honors from CBSsportsline.com following his senior season in 2007. Highsmith played a key role for an LSU defense that ranked among the top 10 in the nation in total defense, pass defense and turnovers gained. For the year, Highsmith recorded 101 tackles and 9.0 tackles for loss.



## Craig Steltz

**Safety - 2007**

**Associated Press, Walter Camp, Football Writers Association of America, CBSsportsline.com, SI.com, Rivals.com**

Craig Steltz made the most of his first full season as a starter at safety, earning numerous All-America honors as well as being named one of three finalists for the Thorpe Award in 2007. Steltz tied an LSU record with three interceptions against Mississippi State in 2007. Steltz went on to lead the Tigers with 101 tackles and his six interceptions ranked first in the SEC. He was a fourth-round draft pick of the Chicago Bears.



## Herman Johnson

**Offensive Line - 2008**

**Associated Press**

Herman Johnson capped his career at LSU by being named a first team All-America by the Associated Press following his senior season in 2009. As a senior, Johnson started all 13 games at left guard for the Tigers as he helped anchor an offensive line that blocked for 1,000-yard rusher Charles Scott. Johnson played a total of 889 snaps from scrimmage and finished second on the team with 62 knockdowns.



## Patrick Peterson

**Cornerback - 2010**

**Associated Press (2010), American Football Coaches Association (2010), Football Writers Association of America (2010), Sporting News (2010), Walter Camp (2010), CBSsports.com (2010), SI.com (2010)**

The most decorated defensive back in school history, Patrick Peterson was a consensus All-America as a junior for the Tigers in 2010. Peterson, who also won both the Thorpe and Bednarik Awards, led an LSU defense that ranked among the top 10 nationally in four categories. Peterson was also a special teams standout, earning SEC Player of the Year honors for his return ability. Peterson, who helped the Tigers to an 11-2 overall mark and a Cotton Bowl victory in 2010, was picked fifth overall in the 2011 NFL Draft by the Arizona Cardinals.



## Josh Jasper

**Placekicker - 2010**

**Football Writers Association of America (2010), Sporting News (2010)**

The first consensus All-America placekicker in school history, Josh Jasper led the nation in field goals with 28 as a senior in 2010. Jasper set the LSU single-game record for field goals with five against Mississippi State in 2010 on his way to earning first-team All-SEC honors. Jasper finished his career as the all-time LSU leader in field goal percentage (.839). His 28 field goals in 2010 shattered the LSU single-season record.



## Drake Nevis

**Defensive Tackle - 2010**

**CBSsports.com (2010)**

Drake Nevis continued an LSU defensive line tradition by being named first-team All-America by CBSsports.com after leading the Tigers to an 11-2 mark and a Cotton Bowl victory over Texas A&M. Nevis, a first-team All-SEC pick as a senior, recorded 56 tackles, 13.0 tackles for losses and six sacks for an LSU defense that ranked among the best in the nation. Nevis became the fifth LSU defensive tackle since 2001 to earn first-team All-America honors. He was selected in the third round of the 2011 NFL Draft by the Indianapolis Colts.



## Will Blackwell

**Offensive Guard - 2011**

**ESPN.com, Rivals.com, Sporting News, Yahoo Sports (2011)**

Will Blackwell became the first LSU offensive lineman in four years to earn first team All-America honors, anchoring a line that spearheaded one of the nation's most prolific rushing attacks. Blackwell earned a spot on Sporting News and Yahoo Sports' All-America teams. He made 10 starts at left guard and four at right guard, recording team highs in snaps (833) and knockdowns (112.5).




## Morris Claiborne

**Cornerback - 2011**

**AFCA, Associated Press, College Football News, CBSSports.com, ESPN.com, FWAA, SI.com, Sporting News, Walter Camp, Yahoo Sports (2011)**

For the second year in a row, LSU was the home of the nation's top cornerback as Morris Claiborne claimed the Thorpe Award in 2011. A consensus first-team All-American, Claiborne tallied 51 tackles and six interceptions as a senior while leading the nation in interception return yards with 173. Claiborne also doubled as a return specialist. He finished his career tied for sixth in LSU career interceptions (11) and second in interception return yards (274). Claiborne was LSU's highest drafted player in 2012, going No. 6 overall to the Dallas Cowboys. It marked the first time since the NFL's merger that a school produced the top defensive back selection in consecutive drafts.



## Tyrann Mathieu

**Cornerback, Return Specialist - 2011**

**Associated Press, College Football News, CBSSports.com, ESPN.com, FWAA, SI.com, Sporting News, Walter Camp, Yahoo Sports (2011)**


An electrifying player with tremendous heart, Tyrann Mathieu became a fan favorite in 2011 with his uncanny ability to make big plays. Mathieu earned first-team All-America honors as both a cornerback and return specialist in helping LSU reach the BCS National Championship Game. The winner of the Bednarik Award as the nation's top defender, Mathieu led the Tigers with 76 tackles to go with six forced fumbles, five fumble recoveries and two interceptions. He also returned punts for touchdowns in wins over Arkansas and Georgia. Mathieu finished fifth in the Heisman Trophy balloting.



**Sam Montgomery**

**Defensive End – 2011**  
**FWAA (2011)**


An intimidating presence at defensive end, Sam Montgomery had a breakout season as a sophomore in 2011. Coming off a knee injury a season prior, Montgomery ranked sixth in the SEC in sacks (9.0) and eighth in tackles for loss (15.0). He finished the year with 49 total tackles and four quarterback hurries. Montgomery was a standout on a run defense that led the SEC in sacks and tackles for loss and ranked in the top 15 nationally in those categories as well. He was drafted in the third round by the Houston Texans following his junior year of 2012.



**Brad Wing**

**Punter – 2011**  
**Associated Press, CBSSports.com, SI.com, Sporting News (2011)**

In his first collegiate season, Brad Wing became just the second first-team All-America punter for LSU and the first since 1997. The Australian native led the SEC in percentage of punts downed inside the 20-yard line as he placed 27-of-59 (46 percent) inside the 20. He allowed only six return yards during the regular season and he boomed the third-longest punt in school history with a 73-yarder at Alabama.



**Kevin Minter**

**Linebacker – 2012**  
**Sports Illustrated (2012)**

In 2012, Kevin Minter delivered one of the best seasons by a linebacker in LSU history. The first-team All-American finished his junior year with 130 tackles, representing the fourth-highest total in program history and 14th nationally. Minter tallied a team-best 15.0 tackles for loss, which ranked ninth in LSU single-season annals. He concluded his career with an LSU bowl game record 19 tackles in the Chick-fil-A Bowl, which ranked eighth in college bowl game history. His 17 solo tackles earlier in the season at Florida shattered an

LSU record and were the most by an NCAA player all season. He was taken in the second round (No. 45) of the 2013 NFL Draft by the Arizona Cardinals.



**Eric Reid**

**Safety – 2012**  
**AFCA, AT&T ESPN, ESPN.com, FWAA, Scout.com (2012)**

Eric Reid – a standout player on and off the field – was recognized by six media outlets as a first-team All-American, becoming the first LSU safety since Craig Steltz (2007) to do so. Reid finished third on the team in tackles in 2012 with 91, and he was the leader of the Tiger secondary that ranked among the nation's best in points allowed and total yards. He concluded his career with 10 tackles and a recovered fumble in the Chick-Fil-A Bowl. Following his junior season, Reid was chosen in the first round of the 2013 NFL Draft by the

San Francisco 49ers with the No. 18 overall pick.



**Odell Beckham Jr.**

**Kick Returner, All-Purpose – 2013**  
**FWAA, CBSSports.com (2013)**

One of the most dynamic players in LSU history, Odell Beckham Jr. established himself as a threat to score every time he touched the football. As a junior in 2013 he shattered the LSU single-season record for most all-purpose yards with 2,315, breaking the previous best of 2,120 by Domanick Davis in 2002. Beckham Jr. recorded 1,152 receiving yards, 845 yards on kickoff returns, 160 punt return yards, 100 yards on a missed field goal return for a touchdown and 58 rushing yards during the 2013 season. He was recognized as a first-team All-America kick returner by the Football Writers

Association of America and a first-team All-America all-purpose player by CBSSports.com. Beckham Jr. was selected with the 12th overall pick in the first round of the 2014 NFL Draft.



**Leonard Fournette**

**Running Back – 2015**  
**Associated Press, CBSSports.com, ESPN.com, FWAA, Walter Camp (2015)**


Leonard Fournette staked his claim as one of the nation's best players with a record-breaking sophomore season in 2015. Fournette led the nation with an LSU single-season record 162.8 yards rushing per game. He also set LSU single-season rushing records with 1,953 yards and 22 touchdowns as he averaged 6.5 yards per carry. Fournette became a consensus All-American when honored by the AP, FWAA and Walter Camp as a first-team running back.



**Jalen Mills**

**Safety – 2015**  
**CBSSports.com (2015)**

A four-year starter in the LSU secondary, Jalen Mills made his mark at both cornerback and safety with 46 career starts during his career, finishing with 216 tackles, 8.0 tackles for loss, six interceptions, 16 pass breakups and 4.0 sacks. Limited by injury in his senior season, Mills still recorded 30 tackles, including a season-best nine at Alabama. He was selected in the seventh round of the 2016 NFL Draft by the Philadelphia Eagles.



**Jamal Adams**

**Defensive back – 2016**  
**Pro Football Focus, CBSSports.com (2016)**

One of the most talented defensive backs in school history, Jamal Adams capped his career at LSU earning first team All-America honors as a junior in 2016 when he helped the Tigers lead the nation by allowing only 16 touchdowns all season. Adams, who started 26 games in his career, was a key member of a LSU defense that ranked in the Top 10 in the nation in yards allowed per game in 2015 and 2016. He wrapped up his career with 209 tackles, 17.5 tackles for loss and five interceptions and was named a

permanent Team Captain for the 2016 squad.



**Ethan Pocic**

**Center – 2016**  
**FWAA (2016)**

A three-year starter on the offensive line and a permanent Team Captain for the Tigers in 2016, Ethan Pocic became the first center to earn first team All-America honors for LSU since 2004. Pocic anchored an offensive line in 2016 that helped pave the way for Derrius Guice and Leonard Fournette, each of which broke the LSU single-game rushing record in 2016. Pocic started 37 games during his career and he was named the SEC Offensive Lineman of the Week a school-record five times.



**Tre'Davious White**

**Defensive Back – 2016**  
**Walter Camp, AFCA (2016)**

A finalist for the prestigious Thorpe Award as the nation's top defensive back, Tre'Davious White was one of two first team All-America selections in the secondary for the Tigers in 2016. Wearing No. 18 as both a junior and senior, White started 47 games in his career and registered 167 tackles, 34 pass breakups, and scored four touchdowns for the Tigers. As a senior, White had 34 tackles and was considered the most difficult cornerback in college football to complete a pass against. White was named a permanent Team Captain for the 2016 Tigers and played in the Senior Bowl.



**Derrius Guice**

**Running Back – 2016**  
**Scout.com (2016)**

LSU had a running back earn first team All-America for the second straight year when Derrius Guice picked up the honor in 2016 from Scout.com. Guice, just a sophomore, led the SEC in rushing yards (1,387) and total touchdowns (16) on his way to first team All-America honors. Guice twice went over the 200-yard mark in 2016 and set the LSU record with 285 rushing yards in a win over Texas A&M.

### National Football Foundation Scholar-Athlete Award

In 1959, The National Football Foundation unveiled an entirely new concept in college football -- it's National Scholar-Athlete program. In the history of American sports, this was the first time an organization honored football players, not only for their athletic ability, but also for their academic and civic leadership. The Foundation's National Scholar-Athlete Awards program consists of graduate fellowships that are awarded on an annual basis to a select group of college football players in their senior year of eligibility who have demonstrated outstanding academic success, exemplary community leadership and superior football performance. LSU has had eight players named as a National Football Foundation Scholar-Athlete, including Rudy Niswanger, who claimed the 2005 William V. Campbell Trophy, which goes to college football's most outstanding student-athlete.



**RUDY NISWANGER**  
 CENTER, 2005  
 WILLIAM V. CAMPBELL TROPHY



**ROBERT DUGAS**  
 OFFENSIVE TACKLE, 1978



**JAMES BRITT**  
 CORNERBACK, 1982



**NACHO ALBERGAMO**  
 CENTER, 1987




**SOL GRAVES**  
 QUARTERBACK, 1990



**CHAD KESSLER**  
 PUNTER, 1997




**BRADIE JAMES**  
 LINEBACKER, 2002



**RODNEY REED**  
 OFFENSIVE TACKLE, 2003

### Academic All-Americans

PRESENTED BY:  
 College Sports Information  
 Directors of America (CoSIDA)




**MICKY MANGHAM**  
 END  
 1959 - First Team




**CHARLES "BO" STRANGE**  
 CENTER  
 1960 - First Team



**BILLY BOOTH**  
 TACKLE  
 1961 - First Team



**JAY MICHAELSON**  
 KICKER  
 1971 - First Team



**TOMMY BUTAUD**  
 DEFENSIVE TACKLE  
 1971 - Second Team



**CHARLES WILLIAMSON**  
 TIGHT END  
 1972 - Second Team



**TYLER LAFAUCI**  
 GUARD  
 1973 - First Team



**JOE WINKLER**  
 DEFENSIVE BACK  
 1973 - First Team



**BRAD DAVIS**  
 RUNNING BACK  
 1974 - First Team



**JIMMY KNECHT**  
 DEFENSIVE BACK  
 1974 - Second Team



**ROBERT DUGAS**  
 OFFENSIVE TACKLE  
 1977 - First Team



**BENJY THIBODEAUX**  
 DEFENSIVE TACKLE  
 1980 - Second Team



**JAMES BRITT**  
 CORNERBACK  
 1982 - Second Team



**ALAN RISHER**  
 QUARTERBACK  
 1982 - Second Team



Matt Mauck is interviewed by Lynn Swann following LSU's 21-14 win over Oklahoma to claim the 2003 BCS National Championship.



**JUAN BETANZOS**  
 PLACEKICKER  
 1984 - First Team



**NACHO ALBERGAMO**  
 CENTER  
 1986-87 - Second Team



**MIKE BLANCHARD**  
 CENTER  
 1994 - First Team  
 1993 - Second Team



**CHAD KESSLER**  
 PUNTER  
 1997 - First Team



**RODNEY REED**  
 OFFENSIVE TACKLE  
 2001 - Second Team  
 2002, 2003 - First Team



**MATT MAUCK**  
 QUARTERBACK  
 2003 - Second Team



**RUDY NISWANGER**  
 OFFENSIVE LINE  
 2004, 2005 - First Team



**JOHN DAVID MOORE**  
 FULLBACK  
 2017 - First Team



**1957**

Al Aucoin, T (Sr.)

**1958**

Mickey Mangham, E (Fr.)  
Charles Strange, T (So.)

**1959**

Mickey Mangham, E (So.)  
Charles Strange, T (Jr.)

**1960**

Mickey Mangham, E (Jr.)  
Charles Strange, C (Sr.)

**1961**

Billy Booth, T (Sr.)  
Tommy Neck, B (Sr.)

**1962**

Bob Flurry, E (Sr.)

**1963**

Danny Neuman, E (Sr.)

**1964**

White Graves, S (Sr.)

**1965**

Charles Moore, HB (Sr.)

**1966**

Jerry Joseph, S (Sr.)

**1967**

Jerry Guillot, G (Jr.)  
Jack Dyer, T (Sr.)

**1968**

Jerry Guillot, G (Sr.)  
John Sage, G (So.)

**1969**

Lonnie Myles, E (Sr.)  
James Earley, HB (Sr.)

**1970**

John Sage, T (Sr.)  
Ronnie Estay, T (Jr.)  
Lloyd Frye, LB (Jr.)  
Bill Norsworthy, S (Sr.)

**1971**

Chuck Williamson, TE (Jr.)  
Charles Stuart, T (Sr.)  
Jay Michaelson, KS (Sr.)  
Tommy Butaud, T (Jr.)  
Lloyd Frye, LB (Sr.)

**1972**

Chuck Williamson, TE (Sr.)  
Lloyd Daniel, G (Sr.)  
Brad Davis, RB (So.)  
Tommy Butaud, T (Sr.)  
Pepper Rutland, LB (Sr.)

**1973**

Tom Strickland, T (Sr.)  
Tyler LaFauci, G (Sr.)  
Logan Killen, C (Sr.)  
Joe Winkler, S (Sr.)

**1974**

Brad Davis, RB (Sr.)  
Ron Dailly, E (Sr.)  
Jimmy Knecht, CB (Jr.)

**1975**

Bruce Hemphill, E (Jr.)  
Greg Bienvenu, C (Sr.)  
Steve Cassidy, T (Sr.)  
A.J. Duhe, T (Jr.)  
Clinton Burrell, DB (So.)

**1976**

Roy Stuart, OG (Sr.)  
Terry Robiskie, RB (Sr.)  
Mike Leonard, CB (Sr.)  
Ronnie Barber, S (Sr.)

**1977**

Robert Dugas, T (Jr.)  
Chris Rich, G (Sr.)  
Steve Ripple, LB (Sr.)

**1978**

Robert Dugas, T (Sr.)  
Chris Rich, G (Sr.)  
Jay Whitley, C (Sr.)

**1979**

John Ed Bradley, C (Sr.)  
David Koch, DB (So.)  
Tom Tully, OG (So.)

**1980**

James Britt, CB (Jr.)  
Tracy Porter, FLK (Jr.)  
Benjy Thibodeaux, DT (Sr.)

**1981**

Gene Lang, TB (So.)  
David Koch, OG (Sr.)  
Bob Smith, OT (Sr.)

**1982**

Juan Betanzos, PK (So.)  
James Britt, CB (Sr.)  
Alan Risher, QB (Sr.)

**1983**

John Fritchie, OLB (Sr.)  
Juan Betanzos, PK (Jr.)

**1984**

Juan Betanzos, PK (Sr.)  
John Hazard, OT (So.)  
Brian Kinchen, TE (So.)  
Keith Melancon, OG (Jr.)

**1985**

Keith Melancon, OG (Sr.)  
Nacho Albergamo, C (So.)  
Jeff Wickersham, QB (Sr.)

**1986**

Nacho Albergamo, C (Jr.)  
Jamie Bice, S (So.)  
Keith Melancon, OG (Sr.)

**1987**

Nacho Albergamo, C (Sr.)  
Jamie Bice, S (Jr.)  
Sol Graves, QB (Fr.)

**1988**

Jamie Bice, S (Sr.)  
Jay Egloff, FB (Jr.)  
Sol Graves, QB (So.)

**1989**

Paul Ernst, TE (So.)  
Jay Egloff, FB (Sr.)  
Sol Graves, QB (Jr.)  
Oliver Lawrence, OLB (Sr.)  
John Morgan, DL (So.)  
Reggie Walker, ILB (So.)  
Scott Wharton, NG (So.)

**1990**

Paul Ernst, TE (So.)  
Sol Graves, QB (Sr.)  
Mike Hewitt, OLB (So.)  
Chad Loup, QB (So.)  
John Morgan, DT (Jr.)  
Scott Wharton, NG (Jr.)

**1991**

Harold Bishop, TE (So.)  
Mike Blanchard, C (Fr.)  
Mike Hewitt, OLB (So.)  
Chad Loup, QB (So.)  
Mike Marix, OL (Jr.)  
Derriel McCorvey, S (Jr.)  
John Morgan, DT (Jr.)  
Jason Rector, S (So.)  
Brad Strohm, QB (So.)  
Pedro Suarez, PK (Jr.)  
Reggie Walker, ILB (Sr.)  
Scott Wharton, NG (Sr.)

**1992**

Mike Blanchard, C (So.)  
Michael Garrett, RB (Sr.)  
Frank Godfrey, C (Sr.)  
Mike Hewitt, ILB (Jr.)  
Chad Loup, QB (Jr.)  
John Mawae, DT (Sr.)  
Derriel McCorvey, S (Sr.)  
John Morgan, DT (Sr.)  
Gary Pegues, CB (Jr.)

**1993**

Mike Blanchard, C (Jr.)  
John Booker, OLB (Grad.)  
Mike Hewitt, ILB (Sr.)  
Chad Loup, QB (Sr.)  
John Malagarie, ILB (Sr.)

**1994**

Mike Blanchard, C (Sr.)  
Andre Guerin, FB (Fr.)  
Chad Kessler, P (Fr.)  
Gabe Northern, DE (Jr.)  
Adam Perry, OG (Fr.)  
Casey Taber, QB (Fr.)  
Mark Walker, P (Fr.)  
Marc Workman, DS (Fr.)  
Rodney Young, CB (Sr.)

**1995**

Chad Kessler, P (So.)  
Andre Lafleur, PK (Sr.)  
Gabe Northern, DE (Sr.)  
Kris Perret, TE (So.)  
Adam Perry, OG (Jr.)  
Casey Taber, QB (So.)  
Tom Turner, OT (Graduate)

**1996**

Melvin Hill, F-B (Jr.)  
Chad Kessler, P (Sr.)  
Kris Perret, SN (Sr.)  
Adam Perry, OG (Jr.)  
Wade Richey, PK (Jr.)  
Brandon Smith, PK (Jr.)  
Casey Taber, F-B (Jr.)  
Denard Walker, CB (Sr.)  
Chuck Wiley, DT (Jr.)

**1997**

Joseph Barreca, DT (Jr.)  
Danny Boyd, PK (So.)  
Chad Kessler, P (Sr.)  
Adam Perry, OG (Sr.)  
Thomas Rathmann, DB (Jr.)  
Wado Richey, PK (Sr.)  
Brandon Smith, P (Sr.)  
Casey Taber, F-B (Sr.)

**1998**

Tommy Banks, FB (So.)  
Danny Boyd, PK (Jr.)  
Daniel Desselle, WR (Jr.)  
Kris Kessler, PK (So.)  
Stephen Peterman, OG (Sr.)  
Gant Petty, SNP (Jr.)  
Rodney Reed, OT (Graduate)  
Cameron Vaughn, LB (So.)  
Brian West, DE (Fr.)  
Ben Wilkerson, C (Jr.)  
Ryan Willis, DE (So.)  
Keith Zinger, TE (Fr.)

**1999**

Tommy Banks, FB (Jr.)  
Muskingum Barnes, NG (So.)  
Danny Boyd, PK (Sr.)  
Billy Dressler, P (Jr.)  
Kris Kessler, PK (Jr.)  
Andy Stroup, WR (Sr.)  
Charles Thomas, DT (Jr.)  
Louis Williams, OT (Jr.)  
Jeremy Witten, P (Sr.)  
Bob Wynne, OT (So.)

**2000**

Tommy Banks, FB (Sr.)  
Trev Faulk, LB (So.)  
Donnie Jones, P (Fr.)  
Kris Kessler, P (Sr.)  
Kyle Kipps, DE (Jr.)  
Chad Lewis, PK (So.)  
Rodney Reed, OL (Fr.)  
Oliver Smith, CB (Sr.)  
Charles Thomas, DE (Jr.)  
Louis Williams, C (Sr.)  
Bob Wynne, OL (So.)  
Wendell York, SNP (So.)  
John Young, OL (So.)

**2001**

Trev Faulk, LB (Jr.)  
Bradie James, LB (Jr.)  
Donnie Jones, P (So.)  
Kris Kessler, PK (Sr.)  
Chad Lewis, PK (Jr.)  
Rodney Reed, OT (So.)  
Charles Thomas, DL (Sr.)  
Roger Williams, WR (Sr.)  
Bob Wynne, OL (Jr.)  
Wendell York, SNP (Jr.)

**2002**

Ross Cockrell, P (Sr.)  
Jimmy Courtenay, OL (Sr.)  
Trev Faulk, LB (Sr.)  
Randall Gay, CB (Jr.)  
Jack Hunt, FS (Jr.)  
Brandon Hurley, FB (So.)  
Donnie Jones, P (Jr.)  
Kris Kessler, PK (Sr.)  
Kyle Kipps, DE (Sr.)  
Chad Lewis, PK (Sr.)  
Matt Mauck, QB (Jr.)  
Ryan Miles, P (Sr.)  
Rudy Niswanger, OL (So.)  
Ryan O'Neal, FB (Sr.)  
Rodney Reed, OT (Jr.)  
Jeremy Shealy, DB (Sr.)  
Wendell York, SNP (Sr.)

**2003**

Ty Barrett, WR (Sr.)  
Harold Bicknell, OL (Jr.)  
Andre Boagni, PK (So.)  
Alley Broussard, RB (Fr.)  
Dorsett Buckels, LB (Jr.)  
Michael Clayton, WR (Jr.)  
Steve Damen, SNP (Jr.)  
Leo Desselle, OL (So.)  
Josh Dicharry, OL (So.)  
Peter Dyakowski, OL (Fr.-RS)  
Patrick Fisher, P (Fr.)  
Ryan Gaudet, PK (Fr.-RS)  
Gino Giambelluca, WR (Jr.)  
Kory Hebert, TE (Jr.)  
Jack Hunt, SS (Sr.)  
Brandon Hurley, OL (Jr.)  
Darius Ingram, LB (Fr.)  
Chris Jackson, PK (Fr.)  
Donnie Jones, P (Sr.)  
Shawn Jordan, FB (Fr.)  
Chris McCauley, LB (Sr.)  
Matt Mauck, QB (Sr.)  
Sean Merrill, DE (Fr.)  
Rudy Niswanger, OL (Jr.)  
Brandon Nowlin, FB (Sr.)  
Stephen Peterman, OG (Sr.)  
Gant Petty, SNP (Jr.)  
Rodney Reed, OT (Graduate)  
Cameron Vaughn, LB (So.)  
Brian West, DE (Fr.)  
Ben Wilkerson, C (Jr.)  
Ryan Willis, DE (So.)  
Keith Zinger, TE (Fr.)

**2004**

Harold Bicknell, OL (Sr.)  
Andre Boagni, PK (Jr.)  
Terrell Clayton, WR (So.)  
Mit Cole, TE (Fr.)  
Josh Dicharry, OL (Jr.)  
Early Doucet, WR (Fr.)  
Peter Dyakowski, OL (Jr.)  
Schirra Fields, WR (Sr.)  
Ryan Gaudet, PK (Jr.)  
Brett Helms, OG (Fr.)  
Greg Hercules, DB (Sr.)  
Shawn Jordan, FB (So.)  
LaRon Landry, FS (So.)  
Ryan Miller, OL (Fr.)  
Rudy Niswanger, OL (Sr.)  
Gant Petty, SNP (Sr.)  
Luke Sanders, LB (Fr.)  
Craig Steltz, DB (Fr.)  
Justin Vincent, RB (So.)  
Brian West, DE (So.)  
Garett Wibel, OL (Jr.)  
Ryan Willis, DE (Jr.)  
Andrew Wright, TE (So.)  
Keith Zinger, TE (So.)

**2005**

Rahim Alem, DE (Fr.)  
Brad Anderson, TE (Fr.)  
Darry Beckwith, LB (Fr.)  
Ciron Black, OL (Fr.)  
Andre Boagni, PK (Sr.)  
Dwayne Bowe, WR (Jr.)  
Mit Cole, TE (So.)  
Dave Davis, OL (Jr.)  
Josh Dicharry, OL (Jr.)  
Schirra Fields, WR (Sr.)  
Matt Flynn, QB (So.)  
Ryan Gaudet, PK (Jr.)  
Lyle Hitt, DT (Fr.)  
Max Holmes, C (So.)  
R.J. Jackson, RB (Fr.)  
Shawn Jordan, FB (So.)  
Brandon Lafell, WR (Fr.)  
Brandon Ledgister, FB (So.)  
Alonzo Manuel, DE (Jr.)  
Micah Metrailler, LB (So.)  
Rudy Niswanger, C (Graduate)  
Gant Petty, Snapper (Jr.)  
JaMarcus Russell, QB (So.)  
Luke Sanders, LB (So.)  
Robert Smith II, OL (So.)  
Ryan Willis, DE (Jr.)  
Andrew Wright, TE (So.)  
Anthony Zehyoue, LB (Jr.)

**2006**

Jeremy Bunting, QB (So.)  
Mit Cole, TE (Jr.)  
Peter Dyakowski, OT (Sr.)  
Ryan Gaudet, PK (Sr.)  
Josh Graham, PK (So.)  
Lyle Hitt, DT (So.)  
Max Holmes, OL (Jr.)  
Chris Jackson, PK (Sr.)  
Tremaine Johnson, DE (So.)  
J.D. Lott, TE (Fr.)  
Cole Louiviere, OL (Jr.)  
Micah Metrailler, LB (Jr.)  
Carlos Rachel, WR (Sr.)  
Robert Smith, OL (Jr.)  
Mark Snyder, OL (Fr.)  
Josh Stoltz, LB (So.)  
Ryan Willis, DE (Sr.)  
Andrew Wright, TE (Sr.)  
Keith Zinger, TE (Sr.)

**2007**

Caleb Angelle, DE (Jr.)  
Jeremy Bunting, WR (Jr.)  
Donnie Chaucer, WR (Sr.)  
Mit Cole, TE (Sr.)  
Colt David, PK (Jr.)  
Richard Dugas, OL (So.)  
Sean Gaudet, PK (Sr.)  
Donald Hains, DL (Jr.)  
T-Bob Hebert, OL (Fr.)  
Lyle Hitt, OL (So.)  
Max Holmes, OL (Jr.)  
J.D. Lott, TE (Fr.)  
Luke Sanders, LB (Sr.)  
Robert Smith, OL (Sr.)  
Anthony Zehyoue, DE (Graduate)

**2008**

Rahim Alem, DE (Jr.)  
Caleb Angelle, TE (Sr.)  
Joey Crappell, SNP (So.)  
Richard Dickson, TE (Jr.)  
Richard Dugas, FB (Jr.)  
Josh Dworaczyk, OL (So.)  
Ace Foyil, LB (Jr.)  
Josh Graham, PK (Sr.)  
Orlando Gunn, RB (Jr.)  
T-Bob Hebert, C (So.)  
Trent Hebert, PK (So.)  
Lyle Hitt, OL (Jr.)  
Joe Maltempo, DB (Jr.)  
Adam McClure, WR (Jr.)  
Chad Moody, DB (Sr.)

**2009**

Jake Bryan, TE (Fr.)  
David Detz, DB (Fr.)  
Richard Dugas, FB (Jr.)  
Zachary Elkins, DB (Sr.)  
R.J. Gillen, WR (So.)  
Lyle Hitt, OG (Sr.)  
David Impastato, LB (Sr.)  
Austin Kinchen, SNP (Fr.)  
Patrick Lipoma, RB (Sr.)  
Patrick Lonergan, C (Fr.)  
Joseph Maltempo, DB (Sr.)  
Jordan Newell, WR (Sr.)

**2010**

Alex Bonnette, OT (Fr.)  
Tayler Debusk, DB (So.)  
David Detz, DB (So.)  
Ben Domingue, C (Fr.)  
Richard Dugas, FB (Sr.)  
Josh Dworaczyk, OG (Jr.)  
Zach Elkins, DB (Sr.)  
Seth Fruge, LB (Fr.)  
Daniel Graff, S (Sr.)  
DJ Howard, P (Jr.)  
Austin Kinchen, SNP (So.)  
T.C. McCartney, QB (Jr.)  
Jordan Newell, WR (Sr.)  
Jonathan Nixon, DE (Sr.)  
Alex Russian, TE/SNP (Jr.)

**2011**

Alex Bonnette, OT (So.)  
Taylor DeBusk, DB (Sr.)  
David Detz, DB (Sr.)  
Travis Dickson, TE (Fr.)  
Ben Domingue, C (So.)  
Seth Fruge, LB (So.)  
D.J. Howard, P (Sr.)  
Mitch Joseph, TE (Sr.)  
Austin Kinchen, SNP (Sr.)  
Hunter Kinchen, WR (So.)  
Eric Reid, S (So.)  
Nick Rice, LB (So.)  
Alex Russian, TE (Grad.)  
Jason Slaydon, FB (So.)  
James Stampley, FB (Sr.)  
Chris Wells, RB (So.)

**2012**

Logan Boudreaux, SNP (Fr.)  
Chase Clement, TE (Sr.)  
Cleveland Davis, DT (Sr.)  
Ben Domingue, C (Sr.)  
Joshua Dworaczyk, OT (Sr.)  
Seth Fruge, LB (Jr.)  
James Hairston, PK (So.)  
Grant Leger, LB (Fr.)  
Kevin Minter, LB (Jr.)  
Eric Reid, S (Jr.)  
Nick Rice, LB (Sr.)  
Micah Metrailler, FB (So.)  
Clayton Spencer, OL (Sr.)  
Paul Turner, WR (Fr.)  
Tabari Williams, RB (Sr.)

**2013**

Colby Delahoussaye, PK (Fr.-RS)  
Seth Fruge, LB (Sr.)  
James Hairston, PK (Jr.)  
Jamie Keehn, P (So.)  
Chris LaBorde, WR (So.)  
Tommy LeBeau, S (So.)  
Grant Leger, LB (So.)  
Christian Pittman, LB (So.)

**2014**

Kwon Alexander, LB (Jr.)  
Luke Boyd, DB (Sr.)  
T-Bob Hebert, OL (Fr.)  
Micah Dickens, CB (Fr.-RS)  
Trent Domingue, PK/P (So.)  
Max Holmes, OL (Jr.)  
Kevin Hilliard, RB (Sr.)  
Colin Jeter, TE (So.)  
Jamie Keehn, P (Jr.)  
Brad Kragthorpe, QB (Jr.)  
Chris LaBorde, WR (Sr.)  
Christian LaCouture, DT (So.)  
Tommy LeBeau, S (Jr.)  
Grant Leger, LB (Jr.)  
John David Moore, TE (Fr.-RS)  
Connor Neighbors, FB (Sr.)  
Myles O'Brien, LB (Sr.)  
Christian Pittman, LB (Jr.)  
Bennett Schiro, FB (Fr.-RS)  
Austin Suits, S (Fr.-RS)  
Corey Thompson, S (Jr.)  
Cody Townsend, OL (So.)  
Jordan Triche, DB (Jr.)

**2015**

Brandon Bergeron, QB (Jr.)  
Josh Boutte, OG (Jr.)  
Deondre Clark, DE (So.)  
John Dierse, WR (So.)  
Jevonte Domond, DT (Jr.)  
Blake Ferguson, SNP (Fr.)  
Reid Ferguson, SNP (Sr.)  
Jack Gonsoulin, K (Fr.)  
Josh Growden, P (Fr.)  
Deven Hammond, DB (Fr.)  
Reshau Henry, RB (So.)  
Colin Jeter, TE (Jr.)  
Jamie Keehn, P (Sr.)  
Brad Kragthorpe, QB (Sr.)  
Patrick Lonergan, C (Fr.)  
Christian LaCouture, DT (Jr.)  
Trey LaForge, QB (Fr.)  
Ronnie Lamarque, FB (Fr.)  
Tommy LeBeau, S (Sr.)  
Grant Leger, LB (Sr.)  
Caleb Lewis, QB (Fr.)  
Lamar Louis, LB (Sr.)  
Rory Luke, OL (Fr.)  
J.D. Moore, FB (So.)  
Michael Ostrom, WR (Fr.)  
Christian Pittman, LB (Sr.)  
Ethan Povic, C (Jr.)  
Bennett Schiro, FB (So.)  
Brandon Surtain, DB (Jr.)  
Josh Tharp, TE (So.)  
Davin Voorhies, LB (So.)  
Toby Weathersby, OT (Fr.)  
Tre Davious White, CB (Jr.)

**2016**

Will Clapp, OL (So.)  
Colby Delahoussaye, PK (Sr.)  
Danny Etling, QB (Jr.)  
Blake Ferguson, SNP (Fr.-RS)  
Jack Gonsoulin, PK (Fr.-RS)  
Josh Growden, P (Fr.-RS)  
Colin Jeter, TE (Sr.)  
Caleb Lewis, QB (Fr.-RS)  
Rory Luke, OL (Fr.-RS)  
J.D. Moore, (Jr.)  
Michael Ostrom, WR (Fr.-RS)  
Marcus Roberts, DL (Sr.)  
Tiger Scheyd, QB (So.)  
Turner Simmers, OL (So.)

**2017**

Andre Anthony, LB (Fr.-RS)  
K'Lavon Chaisson, LB (Fr.)  
Danny Etling, QB (Sr.)  
Blake Fehoko, DL (So.)  
Blake Ferguson, LS (So.)  
Jack Gonsoulin, PK (So.)  
Josh Growden, P (So.)  
Christian LaCouture, DE (Sr.)  
Louis Landrum, (Fr.-SQ)  
Rashard Lawrence, DE (So.)  
Caleb Lewis, QB (Jr.)  
Rory Luke, OL (So.)  
John David Moore, TE (Sr.)  
Michael Ostrom, WR (So.)  
Tiger Scheyd, WR (Jr.)  
Turner Simmers, OL (Jr.)  
Zach Von Rosenberg, P (Fr.-RS)

**1933**

Jack Torrance, T (Sr.) AP

**1934**

Justin Rukas, T (Jr.) AP  
Abe Mickal, B (Jr.) AP

**1935**

Gaynell Tinsley, E (Jr.) AP  
Jesse Fatherree, B (Sr.) AP  
Bill Crass, B (Jr.) AP

**1936**

Gaynell Tinsley, E (Sr.) AP  
Wardell Leisk, G (Sr.) AP

**1937**

Eddie Gatto, T (Jr.) AP

**1938**

Eddie Gatto, T (Sr.) AP  
Ken Kavanaugh, Sr., E (Jr.) AP

**1939**

Ken Kavanaugh, Sr., E (Sr.) AP  
John Goree, G (Jr.) AP

**1943**

Joe Hartley, T (Jr.) AP  
Steve Van Buren, B (Sr.) AP

**1945**

Felix Trapani, G (Sr.) AP  
Gene Knight, B (Jr.) AP

**1946**

Wren Worley, G (So.) AP

**1947**

Rip Collins, FB (Jr.) AP

**1949**

Allen Hover, G (Jr.) AP  
Sam Lyle, E (Sr.) AP

**1950**

Ken Konz, B (Sr.) AP

**1951**

George Tarasovic, C (Jr.) AP

**1953**

Sid Fournet, T (Jr.) AP,UPI

**1954**

Sid Fournet, T (Sr.) AP,UPI

**1955**

Joe Tuminello, E (Sr.) AP,UPI  
Earl Leggett, T (Jr.) AP,UPI

**1957**

Jimmy Taylor, FB (Sr.) AP,UPI

**1958**

Johnny Robinson, HB (Jr.) AP  
Max Fugler, C (Jr.) UPI  
Billy Cannon, HB (Jr.) AP,UPI  
Warren Rabb, QB (Jr.) AP

**1959**

Billy Cannon, HB (Sr.) AP,UPI

**1961**

Roy Winston, G (Sr.) AP,UPI  
Wendell Harris, HB (Sr.) AP  
Jerry Stovall, HB (Jr.) UPI

**1962**

Jerry Stovall, HB (Sr.) AP,UPI  
Fred Miller, T (Sr.) AP,UPI

**1963**

Billy Truax, E (Sr.) UPI  
Robbie Hucklebridge, G (Sr.) AP

**1964**

Doug Moreau, E (Jr.) AP  
Richard Granier, C (Sr.) AP  
Mike Vincent, LB (Jr.) AP  
Remi Prudhomme, G (Sr.) UPI  
George Rice, T (Jr.) AP

**1965**

Dave McCormick, T (Sr.) AP,UPI

**1966**

John Garlington, DE (Jr.) AP  
George Bevan, LB (So.) AP  
Mike Robichaux, DE (Sr.) UPI

**1967**

John Garlington, DE (Sr.) AP,UPI  
Sammy Grezaffi, DB (Sr.) AP,UPI  
Eddie Ray, FB/P (So.) AP

**1968**

Bill Fortier, T (Sr.) AP,UPI

**1969**

George Bevan, LB (Sr.) AP,UPI  
Eddie Ray, FB/P (Sr.) AP  
Godfrey Zaunbrecher, C (Sr.) UPI  
Tommy Casanova, CB (So.) AP,UPI

**1970**

Tommy Casanova, CB (Jr.) AP,UPI  
Mike Anderson, LB (Sr.) AP,UPI  
John Sage, DT, (Sr.) AP,UPI

**1971**

Tommy Casanova, CB (Sr.) AP,UPI  
Ronnie Estay, DT (Sr.) AP,UPI  
Andy Hamilton, FL (Sr.) AP  
Art Cantrelle, TB (Sr.) AP  
Mike Demarie, OG (Sr.) UPI

**1972**

John Wood, DT (Sr.) AP,UPI  
Bert Jones, QB (Sr.) UPI  
Gerald Keigley, SE (Sr.) UPI  
Warren Capone, LB (Jr.) AP

**1973**

Warren Capone, LB (Sr.) AP,UPI  
Brad Boyd, TE (Jr.) AP  
Tyler LaFauci, OG (Sr.) AP,UPI  
Binks Miciotto, DE (Sr.) AP  
Brad Davis, TB (Jr.) UPI

**1974**

Steve Cassidy, DT (Jr.) AP

**1975**

Steve Cassidy, DT (Sr.) AP,UPI  
Kenny Bordelon, DE (Sr.) AP

**1976**

Terry Robiskie, TB (Sr.) AP,UPI  
A.J. Duhe, DT (Sr.) AP,UPI  
Lew Sibley, DE (Jr.) AP  
Clinton Burrell, CB (Jr.) AP

**1977**

Robert Dugas, OT (Jr.) AP,UPI  
Charles Alexander, TB (Jr.) AP,UPI  
Craig Duhe, G (Sr.) UPI

**1978**

Robert Dugas, OT (Sr.) AP,UPI  
Charles Alexander, TB (Sr.) AP,UPI  
John Adams, DE (Jr.) UPI  
Chris Williams, DB (So.) UPI

**1979**

Lyman White, DE (Jr.) AP  
Willie Teal, DB (Sr.) AP  
John Adams, DE (Sr.) UPI  
Benjy Thibodeaux, T (Jr.) UPI

**1980**

Lyman White, OLB (Sr.) AP,UPI  
Chris Williams, FS (Sr.) AP

**1981**

Malcolm Scott, TE (Jr.) AP

**1982**

James Britt, CB (Sr.) AP  
Ramsey Dardar, NG (Sr.) AP,UPI  
Dalton Hilliard, TB (Fr.) AP  
Albert Richardson, ILB (Sr.) AP,UPI  
Lance Smith, OT (So.) AP

**1983**

Eric Martin, SE (Jr.) AP

**1984**

Lance Smith, OT (Sr.) AP,UPI  
Dalton Hilliard, RB (Jr.) AP,UPI  
Liffort Hobley, FS (Sr.) AP,UPI  
Eric Martin, SE (Sr.) UPI

**1985**

Dalton Hilliard, RB (Sr.) AP,UPI,Coaches  
Michael Brooks, LB (Jr.) AP,UPI,Coaches  
Roland Barbay, DE (Jr.) AP, Coaches  
Norman Jefferson, CB (Jr.) Coaches

**1986**

Wendell Davis, SE (Jr.) AP,UPI,Coaches  
Henry Thomas, NG (Sr.) AP,UPI,Coaches  
Eric Andolsek, OG (Jr.) AP,Coaches  
Tommy Hodson, QB (Fr.) AP,Coaches  
Brian Kinchen, TE (Jr.) Coaches  
Roland Barbay, DE (Sr.) Coaches  
Toby Caston, ILB (Sr.) Coaches  
Karl Wilson, DE (Sr.) AP

**1987**

Wendell Davis, SE (Sr.) AP,UPI,Coaches  
Nacho Albergamo,C(Sr.) AP,UPI,Coaches  
Eric Andolsek, OG (Sr.) AP,UPI,Coaches  
Tommy Hodson, QB (So.) AP,UPI,Coaches  
Chris Carrier, WS (Sr.) Coaches  
Darrell Phillips, NG (Jr.) Coaches  
David Browndyke, P (So.) UPI  
Matt DeFrank, P (Sr.) AP

**1988**

David Browndyke, PK (Jr.) AP,UPI,Coaches  
Eddie Fuller, TB (Jr.) Coaches  
Eric Hill, OLB (Sr.) Coaches  
Tommy Hodson, QB (Jr.) Coaches  
Greg Jackson, WS (Sr.) AP,Coaches  
Tony Moss, FL (Jr.) AP,UPI,Coaches  
Darrell Phillips, NG (Sr.) Coaches  
Ralph Norwood, OT (Sr.) UPI,Coaches  
Ron Sancho, OLB (Sr.) AP



**TOMMY CASANOVA**

**1989**

Tony Moss, FL (Sr.) AP,UPI,Coaches  
 Tommy Hodson, QB (Sr.) UPI  
 David Browndyke, PK (Sr.) UPI

**1990**

Todd Kinchen, SE (Jr.) AP,Coaches  
 Blake Miller, C (Sr.) Coaches  
 Harvey Williams, TB (Sr.) UPI  
 Marc Boutte, DT (Sr.) UPI

**1991**

Todd Kinchen, SE (Sr.) AP,Coaches  
 Kevin Mawae, OT (So.) AP,Coaches

**1994**

David LaFleur, TE (So.) AP,Coaches  
 Gabe Northern, DE (Jr.) AP,Coaches

**1995**

Chad Kessler, P (So.) AP,Coaches  
 Gabe Northern, DE (Sr.) AP,Coaches

**1996**

Alan Faneca, OG (So.) AP,Coaches  
 Kevin Faulk, TB (So.) AP,Coaches  
 David LaFleur, TE (Sr.) AP,Coaches  
 Chuck Wiley, DT (Jr.) AP

**1997**

Cedric Donaldson, CB (Sr.) Coaches  
 Alan Faneca, OG (Jr.) AP,Coaches  
 Kevin Faulk, TB (Jr.) AP,Coaches  
 Chad Kessler, P (Sr.) AP,Coaches  
 Todd McClure, C (Jr.) Coaches  
 Chuck Wiley, DT (Sr.) AP,Coaches

**1998**

Kevin Faulk, TB (Sr.) AP,Coaches  
 Todd McClure, C (Sr.) AP,Coaches  
 Anthony McFarland, NG (Sr.) AP,Coaches

**2000**

Josh Booty, QB (Jr.) Coaches  
 Josh Reed, WR (So.) AP,Coaches  
 Robert Royal, TE (Jr.) Coaches  
 Louis Williams, C (Sr.) AP

**2001**

Trev Faulk, LB (Jr.) AP,Coaches  
 Bradie James, LB (Jr.) Coaches  
 Josh Reed, WR (Jr.) AP,Coaches  
 LaBrandon Toefield, TB (So.) AP,Coaches

**2002**

Bradie James, LB (Sr.) AP,Coaches  
 Stephen Peterman, OG (Jr.) Coaches  
 Corey Webster, CB (So.) AP,Coaches

**2003**

Michael Clayton, WR (Jr.) AP,Coaches  
 Chad Lavalais, DT (Sr.) AP,Coaches  
 Stephen Peterman, OG (Sr.) AP  
 Marcus Spears, DE (Jr.) AP  
 Corey Webster, CB (Jr.) AP,Coaches

**2004**

Marcus Spears, DT (Sr.) AP,Coaches  
 Lionel Turner, LB (Sr.) Coaches  
 Corey Webster, CB (Sr.) AP  
 Andrew Whitworth, OT (Jr.) Coaches  
 Ben Wilkerson, C (Sr.) AP,Coaches

**2009**

Ciron Black, OT (Sr.) AP,Coaches



Will Clapp

**2005**

Skyler Green, RS (Sr.) Coaches  
 LaRon Landry, FS (Jr.) Coaches  
 Andrew Whitworth, OT (Sr.) AP,Coaches  
 Kyle Williams, DT (Sr.) AP  
 Claude Wroten, DT (Sr.) AP,Coaches

**2006**

Dwayne Bowe, WR (Sr.) Coaches  
 Glenn Dorsey, DT (Jr.) AP,Coaches  
 LaRon Landry, FS (Sr.) AP,Coaches  
 JaMarcus Russell, QB (Jr.) AP,Coaches

**2007**

Colt David, PK (Jr.) AP,Coaches  
 Glenn Dorsey, DT (Sr.) AP,Coaches  
 Patrick Fisher, P (Sr.) AP,Coaches  
 Ali Highsmith, LB (Sr.) AP,Coaches  
 Chevis Jackson, CB (Sr.) AP,Coaches  
 Herman Johnson, OG (Jr.) Coaches  
 Craig Steltz, S (Sr.) AP,Coaches

**2008**

Rahim Alem, DE (Jr.) AP  
 Colt David, PK, (Sr.) Coaches  
 Herman Johnson, OG (Sr.) AP,Coaches  
 Brandon LaFell, WR (Jr.) AP  
 Charles Scott, RB (Jr.) Coaches

**2009**

Ciron Black, OT (Sr.) AP,Coaches

**2010**

Josh Jasper, PK (Sr.) AP  
 Drake Nevis, DT (Sr.) AP,Coaches  
 Patrick Peterson, CB (Jr.) AP,Coaches  
 Patrick Peterson, RS (Jr.) Coaches  
 Stevan Ridley, RB (Jr.) Coaches  
 Kelvin Sheppard, LB (Sr.) AP,Coaches

**2011**

Will Blackwell, OG (Sr.) AP,Coaches  
 Morris Claiborne, CB (Jr.) AP,Coaches  
 Alex Hurst, OT (Jr.) Coaches  
 Tyrann Mathieu, CB (So.) AP,Coaches  
 Sam Montgomery, DE (So.) AP,Coaches  
 Rueben Randle, WR (Jr.) Coaches  
 Brad Wing, PK (Fr.) AP

**2012**

Kevin Minter, LB (Jr.) AP,Coaches  
 Sam Montgomery, DE (Jr.) Coaches  
 Eric Reid, S (Jr.) AP,Coaches

**2013**

Odell Beckham Jr., AP(Jr.) AP,Coaches  
 Odell Beckham Jr., RS (Jr.) Coaches  
 Jeremy Hill, RB (So.) AP

**2014**

La'el Collins, OT (Sr.) AP,Coaches

**2015**

Vadal Alexander, OT (Sr.) AP,Coaches  
 Leonard Fournette, TB (So.) AP,Coaches

**2016**

Jamal Adams, S (Jr.) AP  
 Kendall Beckwith, LB (Sr.) Coaches  
 William Clapp, OL (Jr.) Coaches  
 Derrius Guice, RB (So.) AP,Coaches  
 Arden Key, LB/DE (So.) AP  
 Ethan Pocic, C (Sr.) AP,Coaches  
 Tre'Davious White, CB (Sr.) AP,Coaches

**2017**

Will Clapp (C) AP,Coaches  
 Arden Key (LB) AP  
 Devin White (LB) AP,Coaches  
 Greedy Williams (CB) AP



<b>1935</b>	Justin Rukas, G (Sr.)	AP
	Abe Mickal, B (Sr.)	AP
<b>1936</b>	Marvin Stewart, C (Sr.)	AP
	Pat Coffee, B (Sr.)	AP
<b>1937</b>	Pinky Rohm, B (Sr.)	AP
<b>1938</b>	J.W. Goree, G (So.)	AP
<b>1941</b>	Bernie Lipkis, C (Sr.)	AP
<b>1943</b>	Charles Webb, E (Jr.)	AP
	Carl Janneck, G (Jr.)	AP
<b>1945</b>	Clyde Lindsey, E (Jr.)	AP
<b>1946</b>	Ed Champagne, T (Sr.)	AP
	Y.A. Tittle, QB (Jr.)	AP
<b>1947</b>	Y.A. Tittle, QB (Sr.)	AP
	Abner Wimberly, E (Jr.)	AP
<b>1948</b>	Abner Wimberly, E (Sr.)	AP
<b>1949</b>	Ray Collins, T (Sr.)	AP
	Zollie Toth, FB (Sr.)	AP

<b>1951</b>	Sid Fournet, T (Fr.)	AP,UPI
	Jim Roshto, B (Sr.)	AP
<b>1953</b>	George Brancato, B (Sr.)	AP
	Joe Tuminello, E (So.)	AP
<b>1954</b>	Joe Tuminello, E (Jr.)	AP
<b>1956</b>	Paul Ziegler, G (Sr.)	AP
<b>1957</b>	Billy Cannon, HB (So.)	AP
<b>1958</b>	Billy Hendrix, E (Sr.)	AP,UPI
	Charles (Bo) Strange, T-C (So.)	AP
<b>1959</b>	Charles (Bo) Strange, T-C (Jr.)	UPI
	Warren Rabb, QB (Sr.)	UPI
	Johnny Robinson, HB (Sr.)	UPI
	Mickey Mangham, E (Jr.)	AP
<b>1960</b>	Charles (Bo) Strange, T-C (Sr.)	AP,UPI
<b>1961</b>	Wendell Harris, B (Sr.)	UPI
	Billy Joe Booth, T (Sr.)	AP
	Monk Guillot, G (Sr.)	AP
	Jerry Stovall, B (Jr.)	AP
<b>1962</b>	Robbie Hucklebridge, G (Jr.)	AP
	Dennis Gaubatz, C (Sr.)	AP

<b>1965</b>	Joe Labruzzo, HB (Sr.)	AP
	George Rice, T (Sr.)	AP
<b>1966</b>	Sammy Grezaffi, DB (Jr.)	AP
<b>1967</b>	Barry Wilson, C (Sr.)	AP
<b>1968</b>	Godfrey Zaunbrecher, C (Jr.)	AP
	Mike Anderson, LB (So.)	AP
	Garry Kent, DB (Sr.)	AP
<b>1969</b>	Mark Lumpkin, PK (Sr.)	AP
<b>1970</b>	Mike Demarie, G (Jr.)	AP
	Art Cantrelle, TB (Jr.)	AP
	Ronnie Estay, DT (Jr.)	AP
	Craig Burns, S (Sr.)	AP
<b>1971</b>	Jay Michaelson, PK (Sr.)	AP
<b>1972</b>	Brad Boyd, TE (So.)	AP
	Mike Williams, DB (So.)	AP
	Rusty Jackson, PK (So.)	AP
	Tyler LaFauci, G (Jr.)	AP
<b>1973</b>	Mike Williams, DB (Jr.)	AP
	Richard Brooks, T (Jr.)	AP
	Bo Harris, LB (Jr.)	AP

<b>1974</b>	Mike Williams, DB (Sr.)	AP
	Brad Davis, TB (Sr.)	AP

<b>1976</b>	Robert Dugas, OT (So.)	AP
	Jon Streete, LB (Sr.)	AP

<b>1977</b>	Carlos Carson, SE (So.)	AP
	John Adams, DE (So.)	AP

<b>1978</b>	Jay Whitley, C (Sr.)	AP
	Lyman White, DE (So.)	AP
	George Atiyeh, DT (So.)	AP
	Willie Teal, DB (Jr.)	AP

<b>1979</b>	John Ed Bradley, C (Sr.)	AP
	John Adams, DE (Sr.)	AP
	George Atiyeh, NG (Jr.)	AP
	Chris Williams, DB (Jr.)	AP

<b>1980</b>	Al Richardson, LB (So.)	AP
-------------	-------------------------	----

<b>1981</b>	Orlando McDaniel, SE (Sr.)	AP
	Al Richardson, LB (Jr.)	AP

<b>1982</b>	Alan Risher, QB (Sr.)	AP
	Malcolm Scott, TE (Sr.)	AP

<b>1983</b>	Liffort Hobley, FS (Jr.)	AP
-------------	--------------------------	----

<b>1984</b>	Eric Martin, SE (Sr.)	AP
	Michael Brooks, LB (So.)	AP
	Shawn Burks, LB (Jr.)	AP
	Jeffery Dale, DB (Sr.)	AP

<b>1985</b>	Curt Gore, OT (Sr.)	AP
	Garry James, TB (Sr.)	AP
	Shawn Burks, LB (Sr.)	AP
	Karl Wilson, DE (Jr.)	AP

<b>1986</b>	Brian Kinchen, TE (Jr.)	AP
	John Hazard, OT (Sr.)	AP
	Roland Barbay, DE (Sr.)	AP
	Toby Caston, ILB (Sr.)	AP

<b>1987</b>	Chris Carrier, WS (Sr.)	AP
	Ron Sancho, OLB (Jr.)	AP
	David Browndyke, PK (So.)	AP
	Brian Kinchen, TE (Sr.)	AP

<b>1988</b>	Eddie Fuller, TB (Jr.)	AP
	Tommy Hodson, QB (Jr.)	AP
	Darrell Phillips, NG (Sr.)	AP
	Ralph Norwood, OT (Sr.)	AP
	Ruffin Rodrigue, OG (Jr.)	AP

<b>1989</b>	Tommy Hodson, QB (Sr.)	AP
	David Browndyke, PK (Sr.)	AP
	Karl Dunbar, DT (Sr.)	AP
	Rene' Bourgeois, P (Sr.)	AP

Y.A. TITTLE

**1990**

Blake Miller, C (Sr.) AP  
 Harvey Williams, TB (Sr.) AP  
 Marc Boutte, DT (Jr.) AP  
 Derriel McCorvey, S (So.) AP  
 Marc Boutte, DT (Sr.) AP

**1991**

Marc Boutte, DT (Sr.) AP

**1992**

Bo Davis, NG (Sr.) AP  
 Kevin Mawae, OT (Jr.) AP,Coaches

**1993**

Harold Bishop, TE (Sr.) Coaches  
 Anthony Marshall, FS (Sr.) AP  
 Kevin Mawae, C (Sr.) AP,Coaches

**1995**

Sheddrick Wilson, FL (Sr.) Coaches  
 Eddie Kennison, SE (Jr.) Coaches  
 Chuck Wiley, DT (So.) AP

**1996**

Ben Bordelon, OT (Sr.) AP,Coaches  
 Anthony McFarland, DT (So.) AP,Coaches

**1997**

Cedric Donaldson, CB (Sr.) AP

**1998**

Mark Roman, FS (Jr.) Coaches

**1999**

Corey Gibbs, P (Sr.) AP

**2000**

Fred Booker, CB (Sr.) Coaches  
 Ryan Clark, FS (Jr.) Coaches  
 Trev Faulk, LB (So.) AP,Coaches  
 Bradie James, LB (So.) Coaches  
 Brandon Winey OL (Sr.) Coaches

**2001**

Jason Baggett, OT (Sr.) Coaches  
 Rohan Davey, QB (Sr.) AP,Coaches  
 Domanick Davis, RS (Jr.) AP  
 Jarvis Green, DE (Sr.) Coaches  
 Damien James, DB (Jr.) AP,Coaches  
 Robert Royal, TE (Sr.) AP

**2002**

Michael Clayton, WR (So.) AP,Coaches  
 John Corbello, PK (Sr.) Coaches  
 Domanick Davis, RS/RB (Sr.) AP, Coaches  
 Demetrius Hookfin, CB (Sr.) AP  
 Donnie Jones, P (Jr.) Coaches  
 Chad Lavalais, DT (Jr.) AP

**2003**

Skyler Green, PR (So.) AP,Coaches  
 Devery Henderson, WR (Sr.) AP,Coaches  
 LaRon Landry, FS (Fr.) AP  
 Matt Mauck, QB (Jr.) AP,Coaches  
 Stephen Peterman, OG (Sr.) Coaches  
 Ben Wilkerson, C (Jr.) AP,Coaches

**2004**

David Jones, TE (Jr.) Coaches  
 LaRon Landry, FS (So.) Coaches  
 Corey Webster, CB (Sr.) Coaches  
 Kyle Williams, DT (Jr.) Coaches  
 Claude Wroten, DT(Jr.) AP,Coaches



**Greedy Williams**

**2005**

Will Arnold, OG (So.) Coaches  
 Skyler Green, RS (Sr.) AP  
 LaRon Landry, FS (Jr.) AP  
 Rudy Niswanger, C (Sr.) AP,Coaches  
 Kyle Williams, DT (Sr.) Coaches

**2006**

Will Arnold, OG (Jr.) AP  
 Dwayne Bowe, WR (Sr.) Coaches  
 Craig Davis, RS (Sr.) Coaches  
 Richard Dickson, TE (Fr.) Coaches  
 Ali Highsmith, LB (Jr.) Coaches  
 Tyson Jackson, DE (So.) Coaches  
 Brian Johnson, OG (Sr.) AP

**2007**

Darry Beckwith, LB (Jr.) Coaches  
 Ciron Black, OT (So.) Coaches  
 Jacob Hester, RB (Sr.) Coaches  
 Herman Johnson, OG (Jr.) AP

**2008**

Darry Beckwith, LB (Sr.) AP  
 Ciron Black, OT (Jr.) AP,Coaches  
 Colt David, PK (Sr.) AP  
 Richard Dickson, TE (Jr.) Coaches  
 Tyson Jackson, DE (Sr.) AP

**2009**

Brandon LaFell, WR (Sr.) AP,Coaches  
 Chad Jones, FS (Jr.) AP,Coaches  
 Patrick Peterson, CB (So.) AP,Coaches

**2010**

Joseph Barksdale, OT (Sr.) AP,Coaches  
 Morris Claiborne, CB (So.) AP,Coaches  
 Josh Jasper, PK (Sr.) Coaches  
 Patrick Peterson, All-Purpose (Jr.) AP  
 Stevan Ridley, RB (Jr.) AP

**2011**

Drew Alleman, PK (Jr.) AP,Coaches  
 Ryan Baker, LB (Sr.) Coaches  
 Michael Brockers, DT (So.) AP  
 Chris Faulk, OT (So.) AP  
 Barkevious Mingo, DE (So.) AP  
 Rueben Randle, WR (Jr.) AP  
 Eric Reid, S (So.) AP  
 Spencer Ware, RB (So.) Coaches  
 Brad Wing, P (Fr.) Coaches

**2012**

Drew Alleman, PK (Sr.) Coaches  
 Bennie Logan, DT (Jr.) AP  
 Craig Loston, S (Jr.) AP  
 Barkevious Mingo, DE (Jr.) AP,Coaches  
 Sam Montgomery, DE (Jr.) AP

**2013**

Lamin Barrow, LB (Sr.) AP,Coaches  
 La'el Collins, OT (Jr.) Coaches  
 Jeremy Hill, RB (So.) Coaches  
 Anthony Johnson, DT, (Jr.) AP,Coaches  
 Jarvis Landry, WR, (Jr.) AP,Coaches  
 Trai Turner, OG, (So.) AP

**2014**

Kwon Alexander, LB (Jr.) Coaches  
 Vadal Alexander, OG (Jr.) Coaches  
 Jamie Keehn, P (Jr.) Coaches  
 Ronald Martin, S (Sr.) AP

**2015**

Jamal Adams, S (So.) AP,Coaches  
 Ethan Pocic, C (Jr.) Coaches  
 Tre'Davious White, CB (Jr.) AP,Coaches

**2016**

Jamal Adams, S (Jr.) Coaches  
 Kendell Beckwith, LB (Sr.) AP  
 Josh Boutte, OL (Jr.) AP  
 Leonard Fournette, RB (Jr.) AP,Coaches  
 Derrius Guice, All-Purpose (So.) Coaches

**2017**

Arden Key, LB/DE (So.) Coaches

Ethan Pocic, C (Jr.) Coaches

**2017**  
 Garrett Brumfield, OL (Jr.) Coaches  
 DJ Chark, RS (Sr.) AP,Coaches  
 Derrius Guice, RB (Jr.) AP,Coaches  
 Donte Jackson, DB (Jr.) Coaches  
 Greedy Williams, CB (Fr.) Coaches



# NFL TIGERS



## FIRST ROUND PICKS

Alabama	25
Ohio State	23
Florida	17
<b>LSU</b>	<b>16</b>
Southern Cal	16
Florida State	15



## SEC NFL DRAFT PICKS

<b>LSU</b>	<b>84</b>
Alabama	84
Florida	72
Georgia	67
Auburn	46
Arkansas	43
Tennessee	40



## NCAA NFL DRAFT PICKS

<b>LSU</b>	<b>84</b>
Alabama	84
USC	82
Ohio State	80
Florida	72
Florida State	68
Georgia	67
Miami	65
Oklahoma	65
Clemson	61

## NFL DRAFT BY THE NUMBERS

**41**

Total NFL First Round picks in LSU history with Leonard Fournette, Jamal Adams and Tre'Davious White becoming the latest in 2017

**2**

No. 1 overall picks in LSU history, including Billy Cannon (1960) and JaMarcus Russell (2007)

**13**

Straight years of at least four LSU players being taken in the NFL Draft

**9**

Total LSU players taken in the 2014 Draft, the most of any school

**105**

LSU players who have been selected in the NFL Draft since 2000

**11**

Out of the past 15 years that LSU has produced an NFL first-round draft pick

**13**

Out of the past 15 years that at least one LSU defensive lineman has been taken in the NFL Draft

**8**

Defensive players selected from LSU in 2013, the most defensive players selected from any school within the first five rounds of an NFL Draft

**2**

In 2011 and 2012, LSU produced the first defensive back selected in consecutive drafts, a first by any school since the NFL's merger in 1970

• Totals since 2006 NFL Draft.



**LSU**



Since 2007, LSU leads the nation in number of defensive backs selected in the NFL Draft with 18. The Tigers have produced a defensive back selection in 10 of the last 12 drafts.

# LSUPER BOWL



A total of 59 former LSU players have played in pro football's ultimate game. At least one former LSU player has won a Super Bowl title in 14 of the last 17 Super Bowls dating back to 2002. Brandon LaFell caught a touchdown pass in the New England Patriots' victory in Super Bowl XLIX over Seattle. LaFell and running back Stevan Ridley were on the Patriots' roster. Seattle featured former LSU cornerback Tharold Simon.

## SUPER BOWL TIGERS BY THE NUMBERS

**17**

Straight years of having a former player in the Super Bowl, the longest streak in the SEC

**34**

Former Tigers who have won a Super Bowl ring

**3**

Number of Super Bowl rings for retired New England Patriot Kevin Faulk, the most in school history

**8**

Number of former players who have won multiple Super Bowl rings

**39**

Of the 52 Super Bowls played have included at least one former LSU Tiger in the game



## LSU TIGERS IN THE SUPER BOWL

Joseph Addai (RB) | 2007  
 Eric Alexander (LB) | 2005  
 Rohan Davey (QB) | 2004, 05  
 Ryan Clark (DB) | 2009  
 Michael Clayton (WR) | 2012  
 Alan Faneca (G) | 2006  
 Marlon Favorite (DT) | 2010  
 Kevin Faulk (RB) | 2002, 04, 05  
 Matt Flynn (QB) | 2011  
 Rickey Jean Francois (DT) | 2018  
 Randall Gay (CB) | 2005, 10  
 Howard Green (DT) | 2011

Jarvis Green (DE) | 2004, 05  
 Devery Henderson (WR) | 2010  
 Marquise Hill (DT) | 2005  
 Greg Jackson (SS) | 1991  
 Tory James (CB) | 1998, 99  
 Quinn Johnson (FB) | 2011  
 Donnie Jones (P) | 2018  
 Brian Kitchen (TE) | 2004  
 Brandon LaFell (WR) | 2015  
 Leonard Marshall (DE) | 1987, 91  
 Anthony McFarland (DT) | 2003, 07  
 Fred Miller (DT) | 1971

Jalen Mills (CB) | 2018  
 Barkevious Mingo (LB) | 2017  
 Remi Prudhomme (C-G) | 1970  
 Stevan Ridley (RB) | 2015  
 Johnny Robinson (S) | 1970  
 Tharold Simon (CB) | 2014  
 Jim Taylor (RB) | 1967  
 Billy Truax (TE) | 1972  
 Justin Vincent (RB) | 2009  
 Spencer Ware (RB) | 2014  
 Corey Webster (CB) | 2008, 2012

## A

**PLAYER (POSITION) NFL TEAM SEASONS**

Adams, Jamal (S)	Jets	2017
Adams, John (B)	Bears	1959-62
Addai, Joseph (RB)	Colts	2006-11
Alexander, Charles (RB)	Bengals	1979-85
Alexander, Dan (G)	Jets	1977-89
Alexander, Eric (LB)	Patriots	2004-09
	Jaguars	2010
	Browns	2010
Alexander, Kwon (LB)	Bucs	2015-17
Alexander, Vadal (OL)	Raiders	2016-17
Allen, Kenderick (DT)	Saints	2003
	Giants	2004-05
	Packers	2006
Andolsek, Eric (G)	Lions	1988-91
Andrews, Mitch (TE)	Broncos	1987

## B

Baggett, Billy (B)	Texans	1952
Barbay, Roland (NT)	Seahawks	1987
Barksdale, Joe (T)	Raiders	2011-12
	Rams	2012-14
	Chargers	2015-17
Barnes, Walter (G)	Eagles	1948-51
Barrow, Lamin (LB)	Broncos	2014
	Beara	2015
Bech, Brett (WR)	Saints	1997-99
Beckham, Odell Jr. (WR)	Giants	2014-17
Beckwith, Kendall (LB)	Buccaneers	2017
Bishop, Harold (TE)	Buccaneers	1994
	Browns	1995
	Ravens	1996
	Steelers	1998
Blue, Alfred (RB)	Texans	2014-2017
Booker, Fred (DB)	Saints	2005
Booty, Josh (QB)	Browns	2001-03
Bower, Tashawn (DE)	Vikings	2017
Boyd, Danny (K)	Jaguars	2002
Bordelon, Ben (OG)	Chargers	1997
Bordelon, Ken (LB)	Saints	1976-77, 1979-82
Boutte, Marc (DT)	Rams	1992-93
	Redskins	1994-99
Bowe, Dwayne (WR)	Chiefs	2007-14
	Browns	2015
Branch, Mel (DE)	Chiefs	1960-65
	Dolphins	1966-68
Brazell, Bennie (WR)	Bengals	2006
Breaux, Delvin (CB)	Saints	2015-16
Britt, James (DB)	Falcons	1983-87
Brockers, Michael (DT)	Rams	2012-17
Brodnax, John "Red" (FB)	Broncos	1960
Brooks, Michael (LB)	Broncos	1987-92
	Giants	1993-95
	Lions	1996
Brooks, Ron (CB)	Bills	2012-15
	Eagles	2016
Burkett, Jeff (E)	Cardinals	1947
Burks, Shawn (LB)	Redskins	1986
Burrell, Clinton (DB)	Browns	1979-84
Bussey, Young (QB)	Bears	1940-41

## C

Cannon, Billy (RB-TE)	Oilers	1960-63
	Raiders	1964-69
	Chiefs	1970
Capone, Warren (LB)	Cowboys	1975
	Saints	1976
Carson, Carlos (WR)	Chiefs	1980-89
	Eagles	1989
Casanova, Tommy (S)	Bengals	1972-77
Cason, Jim (HB)	49ers	1950-52, 1954
	Rams	1955-56
Caston, Toby (LB)	Oilers	1987-88
	Lions	1989-93
Champagne, Ed (T)	Rams	1947-50
Chatman, Ricky (LB)	Colts	1987
Claiborne, Morris (CB)	Cowboys	2012-16
	Jets	2017
Clapp, Tommy (LB)	Buccaneers	1988
Clark, Ryan (S)	Giants	2002-03
	Redskins	2004-05, 2014
	Steelers	2006-13
Clayton, Michael (WR)	Buccaneers	2004-09
	Giants	2010-11
Coates, Ray (B)	Giants	1948-49
Coffee, Jim (B)	Cardinals	1937-38
Collins, Al (B)	Colts	1950
	Packers	1951
Collins, Jalen (CB)	Falcons	2015-16

Collins, La'el (G)	Cowboys	2015-17
Collins, Ray (T)	49ers	1950-52
	Giants	1954
	Chiefs	1960-61
Crass, Bill (B)	Cardinals	1937
Cutrer, Jacob (LB)	Jaguars	2010
	Buccaneers	2011-12

## D

Dale, Jeff (S)	Chargers	1985-86, 1988
Daniel, Eugene (CB)	Colts	1984-96
	Ravens	1997
Daniels, Travis (DB)	Dolphins	2005-07
	Browns	2008
	Chiefs	2009-12
Dardar, Ramsey (DT)	Cardinals	1984
Davey, Rohan (QB)	Patriots	2002-04
	Cardinals	2005
Davidson, Kenny (DE)	Steelers	1990-93
	Oilers	1994-95
	Bengals	1996
Davis, Brad (RB)	Falcons	1975-76
Davis, Craig (WR)	Chargers	2007-10
Davis, Domanick (RB)	Texans	2003-06
Davis, Tommy (PK)	49ers	1959-69
Davis, Wendell (WR)	Bears	1988-93
	Colts	1995
Demarie, John (G-T)	Browns	1967-75
	Seahawks	1976
Dorsey, Glenn (DT)	Chiefs	2008-12
	49ers	2013-15
Doucet, Early (WR)	Cardinals	2008-12
Duhe, A.J. (DE-LB)	Dolphins	1977-84
Dunbar, Karl (DE)	Saints	1993
	Cardinals	1994-95
Dupre, Malachi (WR)	Bills	2017

## E

Edwards, Eric (TE)	Cardinals	2004-05
Edwards, Lavar (DE)	Titans	2013
	Cowboys	2014
	Raiders	2015
	Panthers	2016
	Colts	2016
	Browns	2017
Elko, Bill (NT)	Chargers	1983-84
	Colts	1987
Estes, Don (G)	Chargers	1966

## F

Faneca, Alan (G)	Steelers	1998-2007
	Jets	2008-09
	Cardinals	2010
Faulk, Kevin (RB)	Patriots	1999-2011
Faulk, Trev (LB)	Cardinals	2002-03
	Rams	2004-05
Ferguson, Ego (DT)	Bears	2014-15
Ferguson, Reid (LS)	Bills	2017
Flynn, Matt (QB)	Packers	2008-11, 2013-14
	Seahawks	2012
	Raiders	2013
	Bills	2013
	Saints	2015
Fontenot, Herman (RB)	Browns	1985-88
	Packers	1989-90
Ford, Michael (RB)	Bears	2013
Foster, Larry (WR)	Lions	2000-02
	Cardinals	2003
Fournet, Sid (G)	Rams	1955-56
	Steelers	1957
	Chiefs	1960-61
	Jets	1962-63
Fournette, Leonard (RB)	Jaguars	2017
Fuller, Eddie (RB)	Bills	1991-93
Fussell, Tommy (DE)	Patriots	1967

## G

Gajan, Hokie (FB)	Saints	1982-85
Garlington, John (LB)	Browns	1968-77
Gaubatz, Dennis (LB)	Lions	1963-64
	Colts	1965-69
Gay, Randall (CB)	Patriots	2004-07
	Saints	2008-10
Glamp, Joe (B)	Steelers	1947-49
Godchoux, Davon (DT)	Dolphins	2017
Gordon, Dillon (G)	Eagles	2016
Gorinski, Walt (B)	Steelers	1946

Graves, White (S)	Patriots	1965-67
	Bengals	1968
Green, Howard (DT)	Ravens	2002
	Saints	2003-04
	Seahawks	2007-08
	Jets	2009, 2010
	Packers	2010-11
Green, Jarvis (DE)	Patriots	2002-09
	Texans	2010
Green, Skyler (WR)	Cowboys	2006
	Bengals	2007
	Saints	2008
Gros, Earl (RB)	Packers	1962-63
	Eagles	1964-66
	Steelers	1967-69
	Saints	1970
Guidry, Kevin (CB)	Broncos	1988
	Cardinals	1989

## H

Haliburton, Ronnie (TE)	Broncos	1990-91
Hamilton, Andy (WR)	Chiefs	1973-74
	Saints	1975
Harris, Bo (LB)	Bengals	1975-82
Harris, Wendell (DB)	Colts	1962-65
	Giants	1966-67
Hawkins, Chris (DB)	Titans	2011
Hawkins, Jerald (T)	Steelers	2016-17
Henderson, Devery (WR)	Saints	2004-12
Hester, Jacob (FB)	Chargers	2008-11
	Broncos	2012
Highsmith, Ali (LB)	Cardinals	2008-09
Hill, Eric (LB)	Cardinals	1989-97
	Rams	1998
	Chargers	1999
Hill, Jeremy (RB)	Bengals	2014-17
Hill, Marquise (DE)	Patriots	2004-06
Hill, Raion (DB)	Bills	2000-01
Hilliard, Dalton (RB)	Saints	1986-93
Hobley, Liffort (DB)	Cardinals	1985
	Dolphins	1987-93
	Bears	1974
Hodgins, Norm (DB)	Patriots	1990-92
Hodson, Tommy (QB)	Dolphins	1993
	Cowboys	1994
	Saints	1995-96
Holliday, Trindon (WR)	Texans	2011-12
	Broncos	2012-13
	49ers	2014
	Buccaneers	2014
Hunt, Jack (S)	Dolphins	2005
Hunter, Danielle (DE)	Vikings	2015-17

## J

Jackson, Al (G)	Cowboys	2000-01
Jackson, Chevis (CB)	Falcons	2008-09
	Jaguars	2010
	Patriots	2010
	Broncos	2010
Jackson, Greg (DB)	Giants	1989-93
	Eagles	1994-95
	Saints	1996
	Chargers	1997-2000
Jackson, Rusty (P)	Rams	1976
	Bills	1978-79
Jackson, Steve (DE)	Raiders	1977
Jackson, Tyson (DB)	Chiefs	2009-13
	Falcons	2014-15
James, Bradie (LB)	Cowboys	2003-11
	Texans	2012
James, Garry (RB)	Lions	1986-88
James, Tory (CB)	Broncos	1996-99
	Raiders	2000-02
	Bengals	2003-06
Jean Batiste, Garland (RB)	Saints	1987
Jean-Francois, Ricky (DT)	49ers	2009-12
	Colts	2013-14
	Redskins	2015-16
	Packers	2017
	Patriots	2017
Jefferson, Norman (DB)	Packers	1987-88
Johnson, Anthony (DT)	Dolphins	2014
	Patriots	2016
	Jets	2016
	Colts	2017
Johnson, Herman (G)	Cardinals	2009
	Bears	2010
Johnson, Quinn (FB)	Packers	2009-10
	Titans	2011-13
Joiner, Tim (LB)	Oilers	1983-84
	Broncos	1987
Jones, Bert (QB)	Colts	1973-81
	Rams	1982

Jones, Deion (LB)	Falcons	2016-17
Jones, Donnie (P)	Seahawks	2004
	Dolphins	2005-06
	Rams	2007-11
	Texans	2012
	Eagles	2013-17
Jones, Reggie (WR)	Chargers	2000-01
Jones, Victor (RB)	Oilers	1990-91
	Broncos	1992
	Steelers	1993-94
	Chiefs	1994

## K

Kavanaugh, Ken Sr. (E)	Bears	1940-41, 1945-50
Kennison, Eddie (WR)	Rams	1996-98, 2008
	Saints	1999
	Bears	2000
	Broncos	2001
	Chiefs	2001-07
Kinchen, Brian (TE)	Dolphins	1988-90
	Browns	1991-95
	Ravens	1996-98
	Panthers	1999-2000
	Patriots	2003
Kinchen, Todd (WR)	Rams	1992-95
	Broncos	1996
	Falcons	1997-98
Konz, Ken (DB)	Browns	1953-59

## L

LaFell, Brandon (WR)	Panthers	2010-13
	Patriots	2014-15
	Bengals	2016-17
LaFleur, David (TE)	Cowboys	1997-2000
LaFleur, Greg (TE)	Cardinals	1981-85
	Colts	1986
Landry, Jarvis (WR)	Dolphins	2014-17
Landry, LaRon (S)	Redskins	2007-11
	Jets	2012
	Colts	2013-14
Lang, Gene (RB)	Broncos	1984-87
	Falcons	1988-90
Lavalais, Chad (DT)	Falcons	2004-05
LeBlanc, Clarence (S)	Giants	2003
Lee, Buddy (QB)	Bears	1971
Leggett, Earl (DT)	Bears	1957-65
	Rams	1966
	Saints	1967
LeJeune, Norman (DB)	Dolphins	2005-06
Levingston, Lazarius (DE)	Seahawks	2011
	Buccaneers	2012
Livingston, Nate (G)	Bengals	2008-11
	Cowboys	2012
Logan, Bennie (DT)	Eagles	2013-17
Louis, Lamar (LB)	Cardinals	2016
	Ravens	2016

## M

Magee, Terrence (RB)	Ravens	2015
	Seahawks	2016
	Rams	2016
	Falcons	2017
Malancon, Rydell (LB)	Falcons	1984
	Packers	1987
Marshall, Anthony (DB)	Bears	1994-97
	Eagles	1998
Marshall, Leonard (DE)	Giants	1983-92
	Jets	1993
	Redskins	1994
Martin, Eric (WR)	Saints	1985-93
	Chiefs	1994
Martin, Ronald (S)	Jets	2015-16
	Colts	2017
Martin, Sammy (WR)	Patriots	1988-91
	Colts	1991
Masters, Billy (TE)	Bills	1967-69
	Broncos	1970-74
	Chiefs	1975-76
Mathieu, Tyrann (S)	Cardinals	2013-17
Mauck, Matt (QB)	Broncos	2004
	Titans	2005-06
Mawae, Kevin (G-C)	Seahawks	1995-97
	Jets	1998-2005
	Titans	2006-09
May, Bill (B)	Cardinals	1937-38
Mayes, Adrian (DB)	Cardinals	2004-05
Mayes, Mike (CB)	Saints	1989
	Jets	1990
	Vikings	1991
McClure, Todd (C)	Falcons	2000-12



McCormick, Dave (T)	49ers	1966
	Saints	1967-68
McCray, Danny (S)	Cowboys	2010-13, 2015
	Bears	2014
McDaniel, Orlando (WR)	Broncos	1982
McFarland, Anthony (DT)	Buccaneers	1999-2005
	Colts	2006-07
Mealey, Rondell (RB)	Packers	2001-02
Mettenberger, Zach (QB)	Titans	2014-15
	Steelers	2016
Miller, Arnold (DE)	Browns	1999-2000
Miller, Blake (C)	Lions	1992
Miller, Fred (DT)	Colts	1963-72
Miller, Nate (G)	Falcons	1997
Miller, Paul (DE)	Rams	1954-57
	Chiefs	1960-61
	Chargers	1962
Mills, Jalen (CB)	Eagles	2016-17
Mingo, Barkevious (LB)	Browns	2013-15
	Patriots	2016
	Colts	2017
Minter, Kevin (LB)	Cardinals	2013-16
	Bengals	2017
Mixon, Kenny (DE)	Dolphins	1998-2001
	Vikings	2002-04
Montgomery, Bill (B)	Cardinals	1946
Montgomery, Sam (LB)	Texans	2013
Moreau, Doug (TE)	Dolphins	1966-69
Morgan, Mike (LB)	Eagles	1964-67
	Redskins	1968
	Saints	1969-70
Murphy, Richard (RB)	Jaguars	2012
Myles, Jesse (RB)	Broncos	1983-84



"That may be the greatest catch I've ever seen. You have to be kidding me! That is impossible. That is absolutely impossible what he just did." - NBC analyst Cris Collinsworth seconds after Odell Beckham's three-finger TD catch.

## N

Neal, Ed (G)	Bears	1951
Neal, Lewis (DE)	Cowboys	2017
Neck, Tommy (HB)	Bears	1962-63
Nevis, Drake (DT)	Colts	2011-12
	Chargers	2013
	Cowboys	2013
	Jaguars	2013
Niswanger, Rudy (C)	Chiefs	2006-10
Northern, Gabe (DE)	Bills	1996-99
	Vikings	2000
Norwood, Ralph (T)	Falcons	1989
Nunery, R.B. (DT)	Chiefs	1960

## O

Oliver, Melvin (DE)	49ers	2006
---------------------	-------	------

## P

Peterman, Stephen (G)	Cowboys	2004-05
	Lions	2006-12
Peterson, Patrick (CB/RS)	Cardinals	2011-17
Pocic, Ethan (G/T)	Seahawks	2017
Porter, Tracy (WR)	Lions	1981-82
	Colts	1983-84
Price, Marcus (T)	Chargers	1997-99
	Saints	2000-01
	Bills	2002-04
	Cowboys	2005
Prude, Ronnie (DB)	Ravens	2006-07
Prudhomme, Remi (C-G)	Bills	1966-67, 1972
	Chiefs	1968-69
	Saints	1971-72

## Q

Quinn, Marcus (DB)	Buccaneers	1987
--------------------	------------	------

## R

Rabb, Warren (QB)	Lions	1960
	Bills	1961-62
Randall, Marcus (LB)	Titans	2005
Randle, Rueben (WR)	Giants	2012-15
Ray, Eddie (RB-P)	Patriots	1970
	Chargers	1971
	Falcons	1972-74
	Bills	1976
Raymond, Corey (S)	Giants	1992-94
	Lions	1995-97
Reed, Joe (B)	Cardinals	1937, 1939
Reed, Josh (WR)	Bills	2002-09
Rehage, Steve (S)	Giants	1987
Reid, Eric (S)	49ers	2013-17
Reid, Joe (LB)	Rams	1951
Reynolds, M.C. (QB)	Cardinals	1958-59
	Redskins	1960
	Bills	1961

Rice, George (DT)	Raiders	1962
	Oilers	1966-69
Richards, Bobby (DE)	Eagles	1962-65
	Falcons	1966-67
Richey, Wade (PK)	49ers	1998-2000
	Chargers	2001-02
	Ravens	2003-04
Ridley, Stevan (RB)	Patriots	2011-14
	Jets	2015
	Falcons	2016
	Steelers	2017
Riley, Duke (LB)	Falcons	2017
Riley, Perry Jr. (LB)	Redskins	2010-15
	Raiders	2016
Risher, Alan (QB)	Buccaneers	1985
	Packers	1987
Robinson, Johnny (S)	Chiefs	1960-71
Robinson, Rashard (CB)	49ers	2016
	Jets	2017
Robiskie, Terry (RB)	Raiders	1977-79
	Dolphins	1980-81
Rogers, Steve (RB)	Saints	1975
	Jets	1976
Roman, Mark (DB)	Bengals	2000-03
	Packers	2004-05
	49ers	2006-09
Royal, Robert (TE)	Redskins	2003-05
	Bills	2006-08
	Browns	2009-10
Rukas, Justin (T)	Brooklyn Dodgers	1936
Russell, JaMarcus (QB)	Raiders	2007-09

## S

Sandifer, Dan (B)	Redskins	1948-49
	Lions	1950
	49ers	1950
	Eagles	1950-51
	Packers	1952-53
	Cardinals	1953
Savoie, Nicky (TE)	Saints	1997

Schroll, Charles (B)	Lions	1950
	Packers	1951
Scott, Malcolm (TE)	Giants	1983
	Saints	1987
Shepard, Russell (WR)	Buccaneers	2013-16
	Panthers	2017
Sheppard, Kelvin (LB)	Bills	2011-12
	Colts	2013
	Dolphins	2014-15
	Giants	2016-17
Shurtz, Hubert (T)	Steelers	1948
Simon, Tharold (CB)	Seahawks	2014-15
	Cardinals	2016
Smith, Lance (G)	Cardinals	1985-93
	1994-96	
Smoot, Raymond (G)	Chargers	1993
Spears, Marcus (DE)	Cowboys	2005-12
	Ravens	2013
Steltz, Craig (S)	Bears	2008-13
Stovall, Jerry (DB)	Cardinals	1963-71

Sutton, Mike (DL)	Oilers	1998
Sykes, Gene (DB)	Bills	1963-65
	Broncos	1967

## T

Tarasovic, George (DE)	Steelers	1952-53,
		1956-63
	Eagles	1963-65
	Broncos	1967
Taylor, Brandon (S)	Chargers	2012-13
Taylor, Curtis (S)	49ers	2009-10
*Taylor, Jim (FB)	Packers	1958-66
	Saints	1967
Teal, Willie (CB)	Vikings	1980-86
	Raiders	1987
Thomas, Henry (DT)	Vikings	1987-94
	Lions	1995-96
	Patriots	1997-2000
Tinsley, Gaynell (E)	Cardinals	1937-38,
		1940
Tinsley, Jess (T)	Cardinals	1929-33
*Tittle, Y.A. (QB)	Colts	1950
	49ers	1951-60
	Giants	1961-64
Toefield, LaBrandon (RB)	Jaguars	2003-07
Torrance, Jack (T)	Bears	1939-40
Toth, Zollie (RB)	NY Yankees	1950-51
	Colts	1953-54
Truax, Billy (TE)	Rams	1964-70
	Cowboys	1971-73
Turner, Trai (G)	Panthers	2014-17

## V

Van Buren, Ebert (RB)	Eagles	1951-53
*Van Buren, Steve (RB)	Eagles	1944-51

## W

Walker, Denard (CB)	Oilers/Titans	1997-2000
	Broncos	2000-02
	Vikings	2003-04
	Raiders	2005
Ware, Spencer (FB)	Seahawks	2013
	Chiefs	2015-16
Webster, Corey (CB)	Giants	2005-13
Wesley, Joe (LB)	49ers	1999-2001
White, James (DE)	Browns	1985
White, Lyman (LB)	Falcons	1981-82
White, Tre'Davious	Bills	2017
Whitlatch, Blake (LB)	Jets	1978
Whitworth, Andrew (OT)	Bengals	2006-16
	Rams	2017
Wiley, Chuck (DT)	Panthers	1999
	Falcons	2000-01
	Vikings	2002-04
Wilkerson, Ben (C)	Bengals	2005-06
	Falcons	2007-08
Williams, Chris (CB)	Bills	1981-83

Williams, Harvey (RB)	Chiefs	1991-93
	Raiders	1994-98
Williams, Keiland (RB)	Redskins	2010, 2012
	Lions	2011, 2012
Williams, Kyle (DT)	Bills	2006-17
Williams, Louis (OL)	Panthers	2001-02
Williams, Mike (CB)	Chargers	1975-82
	Rams	1983
Williams, Willie (T)	Cardinals	1991
	Saints	1994
Wilson, Karl (DE)	Chargers	1987-88
	Cardinals	1989
	Dolphins	1990, 1993
	Rams	1991
	Jets	1992-93
	49ers	1993
	Buccaneers	1994
	Bills	1995
Wilson, Shedrick (WR)	Oilers	1996
Wimberly, Abner (E)	Packers	1950-52
Winey, Brandon (T)	Broncos	2001
	Redskins	2003
	Giants	2004
Wing, Brad (P)	Steelers	2014
	Giants	2015-17
Winston, Roy "Moonie" (LB)	Vikings	1962-76
Woodley, David (QB)	Dolphins	1980-83
	Steelers	1984-85
Woods, Al (NT)	Buccaneers	2010
	Seahawks	2011
	Steelers	2011-13
	Titans	2014-16
	Colts	2017
Wright, James (WR)	Bengals	2014-16
Wroten, Claude (DT)	Rams	2006-07

## Y

Young, Rodney (DB)	Giants	1995-98
Youngblood, George (S)	Bears	1969

## Z

Zaunbrecher, Godfrey (C)	Vikings	1971-73
Zinger, Keith (TE)	Falcons	2009

\* - indicates member of Pro Football Hall of Fame  
 • Players active for at least one regular season game  
 • Compiled by Sheldon Mickles, Baton Rouge Advocate  
 • (Source: NFL media guides and NFL.com)

### TIGERS IN THE AAFC

<b>ALL-AMERICAN FOOTBALL CONFERENCE</b>			
Cason, Jim (HB)	49ers	1948-49	
Kingery, Wayne (B)	Baltimore Colts	1949	
Land, Fred (T)	49ers	1948	
Tittle, Y.A. (QB)	B. Colts	1948-49	

• merged with NFL in 1950

# Tigers in the NFL Draft

## 1936

Rd	Pick	Player	Team
6	53	Abe Mickal, B	Detroit

## 1937

2	12	Gaynell (Gus) Tinsley, E	Chicago Cardinals
2	18	Marvin (Moose) Stewart,	Chicago Bears

## 1939

5	33	Eddie Gallo, T	Cleveland Rams
15	133	Ben Friend, T	Cleveland Rams
20	184	Dick Gormley, C	Philadelphia

## 1940

3	22	Ken Kavanaugh, E	Chicago Bears
20	187	Young Bussey, B	Chicago Bears

## 1941

14	122	J.W. Goree, G	Pittsburgh
20	184	Leo Barnes, T	Cleveland Rams

## 1943

17	152	Walt Gorinski, B	Philadelphia
22	201	Percy Holland, G	Detroit
29	273	Bill Edwards, G	Chicago Cardinals
30	285	Willie Miller, G	Cleveland Rams

## 1944

1	5	Steve Van Buren, B	Philadelphia
14	139	Joe Hartley, T	Chicago Bears
14	140	Jim Talley, C	Philadelphia
18	186	Reldon Bennett, T	Boston Yanks
23	241	Dilton Richmond, E	Boston Yanks
31	323	Jim McLeod, E	Cleveland Rams

## 1945

3	25	Alvin Dark, B	Philadelphia
10	98	Hal Hellscher, B	Green Bay
11	101	Holley Heard, T	Chicago Cardinals
15	151	Bill Montgomery, B	Philadelphia
26	265	Felix Trapani, G	Brooklyn Tigers
26	266	Gene (Red) Knight, B	Chicago Cardinals

## 1946

19	175	Tom Loflin, E	New York Giants
23	216	Andy Kosmac, C	Green Bay
25	239	Charlie Webb, E	Washington

## 1947 • NFL

3	17	Gene (Red) Knight, B	Washington
17	152	Hubert Shurtz, T	Philadelphia
18	163	Ed Champagne, T	Los Angeles Rams
20	179	Charlie Webb, E	Washington
20	182	Fred Hall, G	Philadelphia
21	192	Shelton Ballard, C	Chicago Cardinals
30	282	Clyde Lindsey, E	Chicago Cardinals

## 1947 • AAFC

7	54	Gene (Red) Knight	San Francisco
---	----	-------------------	---------------

## 1948 • NFL

1	6	Y.A. Tittle, QB	Detroit
5	28	Dan Sandifer, B	Washington
7	55	Jim Cason, B	Chicago Cardinals
7	57	Ray Coates, B	New York Giants
11	87	Fred Land, T	Detroit
12	99	Abner Wimbler, E	Boston Yanks
14	120	Bill Schroll, B	Los Angeles Rams
20	183	Ed Claunch, C	Philadelphia

## 1948 • AAFC

3	17	Jim Cason, B	San Francisco
4	19	Dan Sandifer, B	Baltimore Colts
6	27	Fred Land, T	San Francisco
17	59	Ray Coates, B	Buffalo
19	66	Abner Wimbler, E	Los Angeles Dons

## 1949 • NFL

6	53	Albin (Rip) Collins, B	New York Bulldogs
---	----	------------------------	-------------------

## 1949 • AAFC

3	21	Albin (Rip) Collins, B	Cleveland Browns
---	----	------------------------	------------------

## 1950

3	37	Ray Collins, T	San Francisco
4	42	Zollie Toth, B	New York Bulldogs
8	98	Ebert Van Buren, B	New York Giants
10	120	Melvin Lyle, E	New York Bulldogs
14	180	Al Hover, G	Chicago Bears

## 1951

1	3	Y.A. Tittle, QB	San Francisco
1	7	Ebert Van Buren, B	Philadelphia
1	14	Kenny Konz, B	Cleveland
2	16	Albin (Rip) Collins, B	Green Bay
10	117	Jim Shoaf, G	Detroit
13	156	Joe Reid, C	Los Angeles Rams
22	265	Billy Baggett, B	Los Angeles Rams

## 1952

2	18	George Tarasovic, C	Pittsburgh
12	141	Jim Roshto, B	Detroit
13	151	Ray Potter, T	Washington
13	153	Rudy Yeager, T	San Francisco
20	238	Jess Yates, E	San Francisco
23	266	Chet Freeman, B	New York Yankees

## 1953

6	64	Paul Miller, T	Los Angeles Rams
18	206	LeRoy Labat, B	Baltimore Colts
27	320	Ralph McLeod, E	San Francisco

## 1954

23	266	Charles Oakley, B	Chicago Cardinals
24	281	William Harris, T	New York Giants
25	290	Jerry Marchand, B	Chicago Cardinals

## 1955

2	20	Sid Fournet, T	Los Angeles Rams
21	248	Gary Dildy, C	New York Giants
22	260	Al Dogget, B	New York Giants
23	269	Elton Shaw, T	Green Bay

## 1956

12	134	Robert Nunnery, T	Detroit
13	146	O.K. Ferguson, B	Detroit
20	238	Vince Gonzales, B	Washington

## 1957

1	13	Earl Leggett, T	Chicago Bears
11	128	Tommy Davis, B	San Francisco
16	193	Lou Deutschmann, B	New York Giants
21	252	Jerry Janes, E	Chicago Bears

## 1958

2	15	Jim Taylor, FB	Green Bay
---	----	----------------	-----------

## 1959

13	148	Billy Shoemaker, E	Washington
15	175	J.W. (Red) Brodnax	Pittsburgh

## 1960 • NFL

1	1	Billy Cannon, B	Los Angeles Rams
1	3	Johnny Robinson, HB	Detroit
2	15	Warren Rabb, QB	Detroit
8	94	Max Fugler, C	San Francisco
10	118	Mel Branch, E	San Francisco

## 1960 • AFL

			Denver
		Mel Branch, T-G	Denver
			Houston
		Billy Cannon	Houston
			Boston Patriots
		Max Fugler, C	Boston Patriots
			Dallas Texans
		Warren Rabb, QB	Dallas Texans
			Dallas Texans
		Johnny Robinson, HB	Dallas Texans

## 1961 • NFL

2	28	Charles (Bo) Strange, C	Philadelphia
15	210	Bobby Richards, T	Philadelphia

## 1961 • AFL

3	17	Bo Strange, C	Denver
---	----	---------------	--------

## 1962 • NFL

1	9	Wendell Harris, B	Baltimore Colts
1	14	Earl Gros, B	Green Bay
4	45	Roy Winston, G	Minnesota
7	93	Fred Miller, T	Baltimore Colts
13	181	Billy Joe Booth, T	New York Giants

16	224	Jimmy Field, B	Green Bay
18	245	Tommy Neck, B	Chicago Bears

## 1962 • AFL

2	15	Earl Gros, FB	Houston
6	42	Roy Winston, G	San Diego
7	51	Wendell Harris, DB	San Diego
20	158	Tommy Neck, DB	Boston Patriots
26	201	Fred Miller, DT	Oakland
26	206	Jimmy Field, QB	Boston Patriots
32	249	Bob Richards, DE	Oakland

## 1963 • NFL

1	2	Jerry Stovall, B	St. Louis Cardinals
4	45	Don Estes, T	St. Louis Cardinals
8	106	Gene Sykes, B	Philadelphia
8	111	Dennis Gaubatz, LB	Detroit
18	239	Buddy Soefker, B	Los Angeles Rams

## 1963 • AFL

1	3	Jerry Stovall, HB	New York Jets
2	15	Don Estes, T	Houston
19	148	Gene Sykes, DB	Buffalo
20	154	Buddy Soefker, LB	San Diego
25	199	Dennis Gaubatz, LB	Boston Patriots

## 1964 • NFL

2	26	Billy Truax, TE	Cleveland Browns
3	37	Remi Prudhomme, T	St. Louis Cardinals
17	226	Mike Morgan, E	Philadelphia
18	244	Willis Langley, T	Detroit

## 1964 • AFL

2	14	Billy Truax, TE	Houston
14	108	Remi Prudhomme, C	Buffalo

## 1965 • NFL

5	58	Dave McCormick, T	San Francisco
10	139	Pat Screen, B	Cleveland Browns

## 1965 • AFL

1 (RS)	Dave McCormick, T	Boston Patriots	
4 (RS)	Mickey Cox, T	Oakland	
6 (RS)	Billy Ezell, DB	Boston Patriots	
8 (RS)	Beau Colle, DB	Boston Patriots	
12 (RS)	Pat Screen, QB	New York Jets	
17	135	White Graves, DB	Boston Patriots

## 1966 • NFL

1	12	George Rice, T	Chicago
Expansion		Bob Richards, DE	Atlanta

## 1966 • AFL

3	21	George Rice, T	Houston
11	98	Joe Labruzzo, HB	Oakland
19	164	Doug Moreau, E-K	Miami

## 1967

3	77	Billy Masters, TE	Kansas City
6	152	John DeMarie, DE	Cleveland
8	206	Tom Fussell, DT	Boston Patriots
Expansion		Earl Leggett, DT	New Orleans

## 1968

2	47	John Garlington, LB	Cleveland Browns
7	184	Sammy Grezaffi, DB	Kansas City
13	349	James Dousay, RB	Houston
Expansion		White Graves, DB	Cincinnati

## 1969

6	136	Ken Newfield, RB	Oakland
6	154	Bill Fortier, T	Baltimore Colts
8	206	Maurice LeBlanc, DB	Kansas City
11	267	Tommy Morel, WR	New Orleans

## 1970

4	83	Eddie Ray, RB	Boston Patriots
11	286	Godfrey Zaunbrecher, C	Minnesota
17	421	George Bevan, DB	Buffalo

## 1971

7	167	Buddy Lee, QB	Chicago
9	216	Mike Anderson, LB	Pittsburgh
17	420	John Sage, LB	Philadelphia

## 1972

2	29	Tom Casanova, DB	Cincinnati
4	97	Andy Hamilton, WR	Kansas City
8	186	Ronnie Estay, DT-LB	Denver
15	367	Ken Kavanaugh, Jr., TE	New York Giants

## 1973

1	2	Bert Jones, QB	Baltimore Colts
3	70	John Wood, DT	Denver

## 1974

11	264	Norm Hodgins, DB	Chicago
17	429	Collis Temple, DE	Detroit

## 1975

1	22	Mike Williams, DB	San Diego
3	77	Bo Harris, LB	Cincinnati
7	163	Steve Rogers, RB	New Orleans
9	211	Brad Davis, RB	Atlanta
10	250	Brad Boyd, TE	Detroit
12	308	Ben Jones, WR	St. Louis Cardinals

## 1976

5	150	Ken Borelson, LB	Los Angeles Rams
7	189	Steve Cassidy, DT	Cleveland
8	210	Larry Shipp, WR	Seattle
17	479	Allen Misher, WR	Houston

## 1987

3	59	Karl Wilson, DE	San Diego
3	72	Henry Thomas, NT	Minnesota
3	86	Michael Brooks, LB	Denver
6	159	Toby Caston, LB	Houston
7	184	Roland Barbay, DT	Seattle
12	335	Norman Jefferson, DB	Green Bay

## 1988

1	27	Wendell Davis, WR	Chicago
3	79	Kevin Guidry, CB	Denver
4	97	Sam Martin, WR-RB	New England
5	111	Eric Andolsek, OG	Detroit
9	245	Rogie Magee, WR	Chicago
12	318	Chris Carrier, S	Phoenix Cardinals
12	320	Brian Kinchen, TE	Miami

## 1989

1	10	Eric Hill, LB	Phoenix Cardinals
2	38	Ralph Norwood, DT	Atlanta
3	78	Greg Jackson, DB	New York Giants
4	106	Mike Mayes, DB	New Orleans
7	171	Ron Sancho, LB	Kansas City
9	251	Rudy Harmon, LB	San Francisco

## 1990

2	43	Kenny Davidson, DE	Pittsburgh
3	59	Tommy Hodson, QB	New England
4	88	Tony Moss, WR	Chicago
4	100	Eddie Fuller, RB	Buffalo
6	164	Ronnie Haliburton, TE	Denver
8	209	Karl Dunbar, DT	Pittsburgh
9	246	Clint James, DT	New York Giants
9	SUPP	Willie Williams, TE	Phoenix

## 1991

1	21	Harvey Williams, RB	Kansas City
7	168	Blake Miller, C	New England
11	285	Slip Watkins, WR	Detroit

## 1992

3	57	Marc Boutte, DT	Los Angeles Rams
3	60	Todd Kinchen, WR	Los Angeles Rams

## 1994

2	36	Kevin Mawae, C	Seattle
3	69	Harold Bishop, TE	Tampa Bay

## 1995

3	85	Rodney Young, S	New York Giants
6	172	Marcus Price, OT	Jacksonville

## 1996

1	18	Eddie Kennison, WR	St. Louis Rams
2	44	Tory James, CB	Denver
2	53	Gabe Northern, DE	Buffalo

## 1997

1	22	David LaFleur, TE	Dallas
3	75	Denard Walker, CB	Houston
6	165	Nicky Savoie, TE	New Orleans

## 1998

1	26	Alan Faneca, OL	Pittsburgh
2	49	Kenny Mixon, DL	Miami
3	62	Chuck Wiley, DL	Carolina

## 1999

1	15	Anthony McFarland, NG	Tampa Bay
2	46	Kevin Faulk, RB	New England
7	237	Todd McClure, C	Atlanta

## 2000

2	34	Mark Roman, DB	Cincinnati
7	252	Rondell Mealey, RB	Green Bay

## 2001

6	164	Brandon Winey, OL	Miami
6	172	Josh Booty, QB	Seattle
7	211	Louis Williams, OL	Carolina

## 2002

2	36	Josh Reed, WR	Buffalo
4	117	Rohan Davey, QB	New England
4	126	Jarvis Green, DE	New England
5	160	Robert Royal, TE	Washington
6	190	Howard Green, DT	Houston

## 2003

4	101	Domanick Davis, RB	Houston
4	103	Bradie James, LB	Dallas
4	132	LaBrandon Toefield, RB	Jacksonville
7	244	Norman LeJeune, DB	Philadelphia

## 2004

1	15	Michael Clayton, WR	Tampa Bay
2	50	Devery Henderson, WR	New Orleans
2	63	Marquise Hill, DE	New England
3	83	Stephen Peterman, OG	Dallas
5	142	Chad Lavalais, DT	Atlanta
7	224	Donnie Jones, P	Seattle
7	225	Matt Mauck, QB	Denver

## 2005

1	20	Marcus Spears, DE	Dallas
2	43	Corey Webster, CB	New York Giants
4	104	Travis Daniels, CB	Miami

## 2006

1	30	Joseph Addai, RB	Indianapolis
2	55	Andrew Whitworth, OT	Cincinnati
3	68	Claude Wroten, DT	St. Louis
4	125	Skylar Green, WR	Dallas
5	134	Kyle Williams, DT	Buffalo
6	197	Melvin Oliver, DE	San Francisco
7	231	Bennie Brazell, WR	Cincinnati

## 2007

1	1	JaMarcus Russell, QB	Oakland
1	6	LaRon Landry, FS	Washington
1	23	Dwayne Bowe, WR	Kansas City
1	30	Craig Davis, WR	San Diego
7	213	Chase Pittman, DE	Cleveland

## 2008

1	5	Glenn Dorsey, DT	Kansas City
3	68	Chevis Jackson, CB	Atlanta
3	69	Jacob Hester, RB	San Diego
3	81	Early Doucet, WR	Arizona
4	120	Craig Steltz, S	Chicago
7	209	Matt Flynn, QB	Green Bay
7	232	Keith Zinger, TE	Carolina

## 2009

1	3	Tyson Jackson, DE	Kansas City
5	145	Quinn Johnson, FB	Green Bay
5	167	Herman Johnson, OG	Arizona
7	219	Curtis Taylor, S	San Francisco
7	224	Demetrius Byrd, WR	San Diego
7	244	Ricky Jean-Francois, DT	San Francisco

## 2010

3	76	Chad Jones, S	New York Giants
3	78	Brandon LaFell, WR	Carolina
4	103	Perry Riley, LB	Washington
4	123	Al Woods, DT	New Orleans
6	197	Trindon Holliday, RS	Houston
6	200	Charles Scott, RB	Philadelphia

## 2011

1	5	Patrick Peterson, CB	Arizona
3	68	Kelvin Sheppard, LB	Buffalo
3	73	Stevan Ridley, RB	New England
3	87	Drake Nevis, DT	Indianapolis
3	92	Joseph Barksdale, OT	Oakland
7	205	Lazarus Levingston, DL	Seattle

## 2012

1	6	Morris Claiborne, CB	Dallas
1	14	Michael Brockers, DT	St. Louis
2	63	Rueben Randle, WR	N. Y. Giants
3	73	Brandon Taylor, S	San Diego
4	124	Ron Brooks, CB	Buffalo

## 2013

1	6	Barkevious Mingo, DE	Cleveland
1	18	Eric Reid, S	San Francisco
2	45	Kevin Minter, LB	Arizona

## NFL FIRST-ROUND DRAFT PICKS

YEAR	PLAYER (POSITION)	TEAM	OVERALL PICK
1944	Steve Van Buren (B)	Philadelphia	5th
1948	Y.A. Tittle (QB)	Chicago	6th
1951	Y.A. Tittle (QB)	San Francisco	3rd
	Ebert Van Buren (B)	Philadelphia	7th
	Kenny Konz (B)	Cleveland	14th
1957	Earl Leggett (T)	Chicago	13th
1960	Billy Cannon (B)	Los Angeles	1st
	Johnny Robinson (HB)	Detroit	3rd
1962	Wendell Harris (B)	Baltimore	9th
	Earl Gros (B)	Green Bay	14th
1963	Jerry Stovall (B)	St. Louis	2nd
1966	George Rice (T)	Chicago	12th
1973	Bert Jones (QB)	Baltimore	2nd
1975	Mike Williams (DB)	San Diego	22nd
1977	A.J. Duhe (DT)	Miami	13th
1979	Charles Alexander (RB)	Cincinnati	12th
1988	Wendell Davis (WR)	Chicago	27th
1989	Eric Hill (LB)	Phoenix	10th
1991	Harvey Williams (RB)	Kansas City	21st
1996	Eddie Kennison (WR)	St. Louis	18th
1997	David LaFleur (TE)	Dallas	22nd
1998	Alan Faneca (OL)	Pittsburgh	26th
1999	Anthony McFarland (NG)	Tampa Bay	15th
2004	Michael Clayton (WR)	Tampa Bay	15th
2005	Marcus Spears (DE)	Dallas	20th
2006	Joseph Addai (RB)	Indianapolis	30th
2007	JaMarcus Russell (QB)	Oakland	1st
	LaRon Landry (S)	Washington	6th
	Dwayne Bowe (WR)	Kansas City	23rd
	Craig Davis (WR)	San Diego	30th
2008	Glenn Dorsey (DT)	Kansas City	5th
2009	Tyson Jackson (DE)	Kansas City	3rd
2011	Patrick Peterson (CB)	Arizona	5th
2012	Morris Claiborne (CB)	Dallas	6th
	Michael Brockers (DT)	St. Louis	14th
2013	Barkevious Mingo (DE)	Cleveland	6th
	Eric Reid (S)	San Francisco	18th
2014	Odell Beckham Jr. (WR)	New York Giants	12th
2017	Leonard Fournette (RB)	Jacksonville Jaguars	4th
	Jamal Adams (S)	New York Jets	6th
	Tre'Davious White	Buffalo Bills	27th

3	67	Bennie Logan, DT	Philadelphia
3	69	Tyrann Mathieu, CB	Arizona
3	95	Sam Montgomery, DE	Houston
5	138	Tharold Simon, CB	Seattle
5	142	Lavar Edwards, DE	Tennessee
6	194	Spencer Ware, RB	Seattle

## 2018

2	55	Donte Jackson, CB	Carolina
2	59	Derrius Guice, RB	Washington
2	61	DJ Chark, WR	Jacksonville
3	87	Arden Key, DE	Oakland
6	194	Russell Gage, WR	Atlanta
7	219	Danny Etling, QB	New England
7	245	Will Clapp, C	New Orleans

RS - denotes "Redshirt Draft" by the AFL in 1965 and 1966  
SUPP - denotes supplemental pick

## 2014

1	12	Odell Beckham Jr., WR	New York Giants
2	51	Ego Ferguson, DT	Chicago
2	55	Jeremy Hill, RB	Cincinnati
2	63	Jarvis Landry, WR	Miami
3	92	Trai Turner, OG	Carolina
5	156	Lamin Barrow, LB	Denver
6	178	Zach Mettenberger, QB	Tennessee
6	181	Alfred Blue, RB	Houston
7	239	James Wright, WR	Cincinnati

## 2015

2	42	Jalen Collins, DB	Atlanta
3	88	Danielle Hunter, DE	Minnesota
4	124	Kwon Alexander, LB	Tampa Bay
7	235	Kenny Hilliard, RB	Houston

## 2016

2	52	Deion Jones, LB	Atlanta
4	123	Jerald Hawkins, OT	Pittsburgh
4	133	Rashard Robinson, CB	San Francisco
7	233	Jalen Mills, FS	Philadelphia
7	234	Vadal Alexander, OG	Oakland

## 2017

1	4	Leonard Fournette, RB	Jacksonville
1	6	Jamal Adams, S	N.Y. Jets
1	27	Tre'Davious White, CB	Buffalo
2	58	Ethan Pocic, C	Seattle
3	75	Duke Riley, LB	Atlanta
3	107	Kendell Beckwith, ILB	Miami
5	178	Davon Godchaux, DT	Miami
7	247	Malachi Dupre, WR	Green Bay



The legendary 1958 team compiled LSU's first perfect season since 1908 and became the first squad in school history to win the national title. Led by All-American Billy Cannon and coach Paul Dietzel's three-platoon system, the Tigers completed the unblemished season with a 7-0 shutout of Clemson in the Sugar Bowl.

## STATISTICAL LEADERS

### RUSHING

PLAYER	ATT.	YDS.	TD
Billy Cannon	115	686	11
Johnny Robinson	86	480	7

### PASSING

PLAYER	ATT.	COMP.	YDS.	INT.	TD
Warren Rabb	90	45	591	5	8
Durel Matherne	38	9	160	4	3

### RECEIVING

PLAYER	REC.	YDS.	TD
Johnny Robinson	16	235	3
Billy Cannon	9	162	1

## 1958 SQUAD

### WHITE TEAM

LE 85 Billy Hendrix	6-0	185	Rayville, La.
LT 70 Lynn LeBlanc	6-2	201	Crowley, La.
LG 64 Larry Kahlden	6-1	210	Weimar, Texas
C 51 Max Fugler	6-1	203	Ferriday, La.
RG 67 Ed McCreedy	6-1	195	Biloxi, Miss.
RT 72 Charles "Bo" Strange	6-1	202	Baton Rouge, La.
RE 86 Mickey Mangham	6-1	192	Kensington, Md.
QB 12 Warren Rabb	6-0	190	Baton Rouge, La.
LH 20 Billy Cannon	6-1	204	Baton Rouge, La.
RH 34 Johnny Robinson	6-0	185	Baton Rouge, La.
FB 40 J.W. Brodnax	6-0	202	Bastrop, La.

### GO TEAM

LE 83 Scott McClain	6-2	180	Smackover, Ark.
LT 74 Dave McCarty	6-2	200	Rayville, La.
LG 63 Al Dampier	6-1	201	Clayton, La.
C 50 Bobby Greenwood	5-10	195	Lake Charles, La.
RG 66 Mike Stupka	6-0	205	Bogalusa, La.
RT 73 Jack Frayer	6-2	210	Toledo, Ohio
RE 82 Don Norwood	6-3	202	Baton Rouge, La.
QB 16 Durel Matherne	5-11	188	Lutcher, La.
LH 23 Don Purvis	5-7	160	Crystal Springs, Miss.
RH 33 Donnie Daye	5-10	184	Ferriday, La.
FB 44 Tommy Davis	6-0	204	Shreveport, La.

### CHINESE BANDITS

CB 80 Andy Bourgeois	5-10	174	New Orleans, La.
LE 75 Mel Branch	6-1	210	DeRidder, La.
LT 65 Emile Fournet	5-11	195	Bogalusa, La.
LB 53 John Langan	6-3	183	Carbondale, Ill.
RG 61 Tommy Lott	5-9	188	Texarkana, Ark.
RT 71 Duane Leopard	6-2	205	Baton Rouge, La.
RE 81 Gaynell Kinchen	6-3	196	Baton Rouge, La.
S 10 Darryl Jenkins	6-1	163	Franklinton, La.
S 32 Lee Roberts	6-0	172	N. Little Rock, Ark.
CB 22 Hart Bourque	5-8	165	Gonzales, La.
LB 43 Merle Schexnaildre	5-9	182	Houma, La.
T 77 Carroll Bergeron	6-0	215	Houma, La.

## 1958 SEASON

### OVERALL RECORD: 11-0; SEC RECORD 6-0

Sept. 20	at Rice	W, 26-6
Sept. 27	at Alabama	W, 13-3
Oct. 4	Hardin-Simmons	W, 20-6
Oct. 10	at Miami (Fla.)	W, 41-0
Oct. 18	Kentucky	W, 32-7
Oct. 25	Florida	W, 10-7
Nov. 1	Ole Miss	W, 14-0
Nov. 8	Duke	W, 50-18
Nov. 15	at Mississippi State	W, 7-6
Nov. 22	at Tulane	W, 62-0

### SUGAR BOWL • NEW ORLEANS, LA.

Jan. 1	Clemson	W, 7-0
--------	---------	--------

## 1958 COACHING STAFF

**Head Coach:** Paul Dietzel

**Chief Assistant/Defensive Line:** Charles McClendon

**Offensive Backfield:** Carl Maddox

**Offensive Line:** William (Bill) Peterson

**Offensive Backfield:** George J. Terry

**Ends:** Abner Wimberly

**Freshmen:** Clarence M. (Pop) Strange

**Line Assistant and Scouting:** Raymond Didier





In 2003, LSU set a school record for single-season victories with 13 en route to defeating Oklahoma in the BCS Championship Game for the program's second national title. Four Tigers earned first-team All-America honors and LSU boasted the nation's No. 1 defense, allowing only 11.0 points and 252 yards per game.

## 2003 SEASON

**OVERALL RECORD: 13-1; SEC RECORD 7-1**

Aug. 30	Louisiana-Monroe	W, 49-7
Sept. 6	at Arizona	W, 59-13
Sept. 13	Western Illinois	W, 35-7
Sept. 20	Georgia	W, 17-10
Sept. 27	at Miss. State	W, 41-6
Oct. 11	Florida	L, 7-19
Oct. 18	at South Carolina	W, 33-7
Oct. 25	Auburn	W, 31-7
Nov. 1	Louisiana Tech	W, 49-10
Nov. 15	at Alabama	W, 27-3
Nov. 22	at Ole Miss	W, 17-14
Nov. 28	Arkansas	W, 55-24
<b>SEC CHAMPIONSHIP GAME • ATLANTA, GA.</b>		
Dec. 6	Georgia	W, 34-13
<b>SUGAR BOWL • NEW ORLEANS, LA.</b>		
Jan. 4	Oklahoma	W, 21-14

## 2003 COACHING STAFF

**Head Coach:** Nick Saban

**Assistant Head Coach/Linebackers:** Kirk Doll

**Special Teams Coordinator/Running Backs:** Derek Dooley

**Offensive Coordinator/Quarterbacks:** Jimbo Fisher

**Associate Head Coach/Wide Receivers:** Stan Hixon

**Defensive Line:** Travis Jones

**Defensive Coordinator:** Will Muschamp

**Offensive Line:** Stacy Searels

**Assistant Head Coach/Tight Ends/Recruiting**

**Coordinator:** Lance Thompson

**Defensive Backs:** Tim Walton

**Administrative Assistant:** Sam Nader



## 2003 SQUAD

### OFFENSE

WR	9 Devery Henderson	6-0	190	Opelousas, La.
LT	76 Andrew Whitworth	6-7	325	West Monroe, La.
LG	71 Nate Livings	6-5	313	Lake Charles, La.
C	55 Ben Wilkerson	6-4	296	Hemphill, Texas
RG	72 Stephen Peterman	6-4	321	Waveland, Miss.
RT	60 Rodney Reed	6-4	287	West Monroe, La.
TE	82 David Jones	6-4	259	Silver Springs, Md.
TE	47 Eric Edwards	6-5	244	Monroe, La.
WR	14 Michael Clayton	6-4	200	Baton Rouge, La.
WR	5 Skyler Green	5-9	190	Westwego, La.
QB	18 Matt Mauck	6-2	213	Jasper, Ind.
RB	25 Justin Vincent	5-10	208	Lake Charles, La.
FB	44 Kevin Steltz	5-9	243	New Orleans, La.

### DEFENSE

LE	84 Marcus Spears	6-4	297	Baton Rouge, La.
LT	95 Kyle Williams	6-3	288	Ruston, La.
RT	93 Chad Lavalais	6-3	292	Marksville, La.
RE	94 Marquise Hill	6-7	295	New Orleans, La.
LB	27 Eric Alexander	6-3	223	Port Arthur, Tx.
LB	58 Lionel Turner	6-2	257	Walker, La.
LB	46 Cameron Vaughn	6-4	220	Terrytown, La.
LCB	13 Corey Webster	6-0	201	Vacherie, La.
SS	8 Jack Hunt	6-1	197	Ruston, La.
FS	30 LaRon Landry	6-2	180	Ama, La.
RCB	29 Travis Daniels	6-1	187	Hollywood, Fla.

### SPECIAL TEAMS

P	80 Donnie Jones	6-3	217	Baton Rouge, La.
PK	41 Chris Jackson	5-11	179	New Orleans, La.
PK	39 Ryan Gaudet	5-6	155	New Orleans, La.
HOLD	87 Blain Bech	6-1	179	Slidell, La.
SNAP	70 Gant Petty	6-0	205	Baton Rouge, La.
PR	5 Skyler Green	5-9	190	Westwego, La.
KR	9 Devery Henderson	6-0	190	Opelousas, La.

## STATISTICAL LEADERS

### RUSHING

PLAYER	ATT.	YDS.	TD
Justin Vincent	154	1,001	10
Joseph Addai	114	520	2

### PASSING

PLAYER	ATT.	COMP.	YDS.	INT.	TD
Matt Mauck	358	229	2,825	14	28
Marcus Randall	40	25	403	1	2

### RECEIVING

PLAYER	REC.	YDS.	TD
Michael Clayton	78	1,079	10
Devery Henderson	53	861	11





Third-year LSU head coach Les Miles guided the Tigers to their third national title that culminated with a 38-24 win over Ohio State in the BCS Championship Game in New Orleans. Defensive tackle Glenn Dorsey became the most decorated defender in school history as the consensus national defensive player of the year.

**STATISTICAL LEADERS**

**RUSHING**

PLAYER	ATT.	YDS.	TD
Jacob Hester	225	1,103	12
Keiland Williams	70	478	6

**PASSING**

PLAYER	ATT.	COMP.	YDS.	INT.	TD
Matt Flynn	359	202	2,407	11	21
Ryan Perrilloux	75	51	694	2	8

**RECEIVING**

PLAYER	REC.	YDS.	TD
Brandon LaFell	50	656	4
Demetrius Byrd	35	621	7
Early Doucet	57	525	5



**2007 SQUAD**

**OFFENSE**

WR	1 Brandon LaFell	6-3	205	Houston, Texas
LT	70 Ciron Black	6-5	320	Tyler, Texas
LG	79 Herman Johnson	6-7	356	Olla, La.
C	74 Brett Helms	6-2	270	Stuttgart, Ark.
RG	65 Lyle Hitt	6-2	299	Baton Rouge, La.
RT	71 Carnell Stewart	6-5	320	River Ridge, La.
TE	82 Richard Dickson	6-3	235	Ocean Springs, Miss.
WR	9 Early Doucet	6-0	207	St. Martinville, La.
WR	2 Demetrius Byrd	6-2	195	Miami, Fla.
QB	15 Matt Flynn	6-3	227	Tyler, Texas
RB	18 Jacob Hester	6-0	228	Shreveport, La.
RB	5 Keiland Williams	6-0	226	Lafayette, La.
RB	8 Trindon Holliday	5-5	160	Zachary, La.
FB	45 Quinn Johnson	6-2	238	Edgard, La.
FB	40 Shawn Jordan	5-11	254	El Paso, Texas

**DEFENSE**

LE	93 Tyson Jackson	6-5	291	Edgard, La.
LT	72 Glenn Dorsey	6-2	303	Gonzales, La.
RT	99 Marlon Favorite	6-1	302	Harvey, La.
RE	49 Kirston Pittman	6-4	252	Garyville, La.
LB	35 Luke Sanders	6-5	242	West Monroe, La.
LB	48 Darry Beckwith	6-1	230	Baton Rouge, La.
LB	7 Ali Highsmith	6-1	223	Miami, Fla.
LCB	19 Jonathan Zenon	6-0	180	Breaux Bridge, La.
SS	16 Craig Steltz	6-2	209	New Orleans, La.
FS	27 Curtis Taylor	6-3	204	Franklinton, La.
RCB	21 Chevis Jackson	6-0	184	Mobile, Ala.

**SPECIAL TEAMS**

PK	6 Colt David	5-9	173	Grapevine, Texas
P	36 Patrick Fisher	6-5	253	Hyattsville, Md.
SNAP	51 Jacob O'Hair	6-2	237	Rancho Cucamonga, Calif.
HOLD	15 Matt Flynn	6-3	227	Tyler, Texas
KR	8 Trindon Holliday	5-5	159	Zachary, La.
PR	3 Chad Jones	6-3	218	Baton Rouge, La.

**2007 SEASON**

**OVERALL RECORD: 12-2; SEC RECORD: 6-2**

Aug. 30	at Mississippi State	W, 45-0
Sept. 8	#9/9 Virginia Tech	W, 48-7
Sept. 15	Middle Tennessee	W, 44-0
Sept. 22	#12/14 South Carolina	W, 28-16
Sept. 29	at Tulane	W, 34-9
Oct. 6	#7/9 Florida	W, 28-24
Oct. 13	at #17/18 Kentucky	L, 43-37 (30T)
Oct. 20	#18/19 Auburn	W, 30-24
Nov. 3	at #17/18 Alabama	W, 41-34
Nov. 10	Louisiana Tech	W, 58-10
Nov. 17	at Ole Miss	W, 41-24
Nov. 23	Arkansas	L, 50-48 (30T)

**SEC CHAMPIONSHIP GAME • ATLANTA, GA.**

Dec. 1	#14/15 Tennessee	W, 21-14
--------	------------------	----------

**BCS NATIONAL CHAMPIONSHIP GAME • NEW ORLEANS, LA.**

Jan. 7	#1/1 Ohio State	W, 38-24
--------	-----------------	----------

**2007 COACHING STAFF**

**Head Coach:** Les Miles

**Offensive Coordinator:** Gary Crowton

**Tight Ends/Recruiting Coordinator:** Josh Henson

**Defensive Line:** Earl Lane

**Defensive Backs:** Doug Mallory

**Wide Receivers:** D.J. McCarthy

**Defensive Coordinator:** Bo Pelini

**Special Teams Coordinator/Linebackers:** Bradley Dale Peveto

**Running Backs:** Larry Porter

**Offensive Line:** Greg Studrawa

**Coordinator High School Relations:** Charles Baglio

**Assistant AD/Football Administration:** Mack Butler

**Assistant AD/Football Operations:** Sam Nader





## 2011

**OVERALL RECORD: 13-1 • SEC RECORD: 8-0**  
**COACH: LES MILES**

For the first time since 1958, LSU football completed a perfect regular season with a 12-0 mark before going on to claim its 11th SEC Championship with a 42-10 dominating win over No. 12 Georgia in the SEC title game in Atlanta.

It was a season of records for the 2011 team, posting a 13-0 mark for the first time in school history and spending 11 straight weeks as the nation's No. 1 team, the longest stretch in school history. The Tigers won 12 of their 13 games by double-digits, representing the most in LSU single-season history.

Led by Heisman Trophy finalist and Bednarik Award winner Tyrann Mathieu, LSU held opponents without a touchdown in 44 quarters. The Tigers set an NCAA record with eight victories over Top 25 teams during the season, with five of those wins coming away from Tiger Stadium.

LSU opened the year in the nation's most anticipated non-conference matchup of the season, rolling over No. 3 Oregon, 40-27, in front of 87,711 fans in the new, state-of-the-art Cowboys Stadium on Sept. 3. Mathieu's Heisman campaign began with a roaring start as he forced a fumble and recovered it for a touchdown in the second quarter, which gave LSU a 10-6 advantage. The Tigers scored 24 unanswered points against the Ducks and opened the season with a win over a top-five ranked non-conference squad for the first time in school history.

LSU made its Tiger Stadium season debut on Sept. 10 with another brilliant defensive outing, holding Northwestern State to six first downs and 95 total yards in a 49-3 win. A week later, facing a short week, the Tigers posted a 19-6 win over No. 25 Mississippi State in a rare Thursday night tilt in Starkville on Sept. 15. It marked the second straight week LSU did not allow a touchdown.

The eyes of the nation were once again focused on the Tigers on Sept. 24 in Morgantown, W.V. With ESPN "College GameDay" on hand for the second time this season, LSU throttled No. 16 West Virginia, 47-21, in a primetime game. LSU's farthest trip to the Northeast since 1947 saw All-American Morris Claiborne race 99 yards on a kickoff return for a touchdown in the third quarter that sealed the victory.

Following a 35-7 win over Kentucky on Oct. 1, the Tigers posted their largest margin of victory over Florida since 1971 with a 41-11 thumping of the No. 17 Gators on Oct. 8 in Tiger Stadium. LSU's defense did the job again a week later at Tennessee on Oct. 15, pitching a second-half shutout in a 38-7 win in Knoxville.

Quarterback Jarrett Lee threw for a pair of touchdowns in a 45-10 romp of No. 19 Auburn on Oct. 22 in Tiger Stadium, setting the stage for the "Game of the Century" two weeks later. Four quarters were not enough to decide a winner as the nation's top-two ranked teams battled on Nov. 5 in Tuscaloosa, Ala. Safety Eric Reid saved a score with an acrobatic interception and Drew Alleman's 25-yard field goal in overtime lifted No. 1 LSU past No. 2 Alabama, 9-6. The six points were the fewest total for the Tide in the Nick Saban era.

On Nov. 25, the Tigers put a punctuation on an unblemished regular season with a 41-17 win over No. 3 Arkansas in Tiger Stadium. After trailing 14-0, Mathieu sparked LSU with a spectacular 92-yard punt return touchdown in the second quarter. The Tigers posted 17 unanswered points in the fourth quarter highlighted by a 48-yard touchdown run from quarterback Jordan Jefferson.

For the second straight week, LSU had to recover from a double-digit deficit, but did so when it counted most to claim its fourth SEC Championship game victory. The Tigers trailed 10-0 to No. 12 Georgia and went the entire first half without a first down. In the second half, LSU pummeled the Bulldogs with 35 unanswered points to win 42-10 in the Georgia Dome.

Once again, it was Mathieu who provided the momentum. Mathieu scampered 62 yards for a punt return touchdown in the second quarter, while his electrifying 47-yard return weaving through defenders in the second half set up another score. Kenny Hilliard recorded three touchdowns and Alfred Blue raced 48 yards for a touchdown in the fourth quarter as the coronation was complete. For the second time in the Les Miles era, the LSU Tigers were the undisputed SEC champions.

## 2007

**NATIONAL CHAMPIONS • OVERALL RECORD: 12-2 SEC RECORD: 6-2**  
**COACH: LES MILES**

LSU fans across the world had to wait 45 years between the Tigers' first and second National Championships. They only had to wait four between the second and third, but the victory tasted just as sweet.

With a crushing 38-24 win over Ohio State in the Bowl Championship Series Championship Game, LSU left little doubt in the minds of those in the college football universe who the best team was during the 2007 season.

The Tigers (12-2) became the first two-time winner of the BCS Championship by dominating most of the game and outscoring the Buckeyes 31-0 over a 24-minute stretch.

Head coach Les Miles, in his third season at LSU, lifted the \$30,000 Waterford Crystal football-shaped trophy amid a cloud of purple and gold ticker tape.

As dominant as LSU's national championship game performance was, it matched how the Tigers opened the 2007 season.

LSU, ranked No. 2 in the preseason, lived up to the lofty ranking with a 45-0 whitewashing of Mississippi State in Starkville in the season opener, followed by a 48-7 pounding of No. 9 Virginia Tech in Tiger Stadium the following week.

The Tigers throttled Middle Tennessee (44-0), No. 12 South Carolina (28-16) and Tulane (34-9) in consecutive weeks, lifting the Bayou Bengals to No. 1 in the Associated Press rankings heading into a Top-10 matchup with defending national champion Florida.

In what has become one of the most memorable games in Tiger Stadium History, top-ranked LSU dueled all night by the Tim Tebow-led ninth-ranked Gators. Trailing 24-14 entering the fourth quarter, LSU outscored Florida 14-0 in the final frame to take a dramatic 28-24 victory. In fact, the Tigers converted 5-of-5 fourth down attempts, including two on a nine-minute drive late in the game that resulted in Jacob Hester's two-yard touchdown plunge. The Tigers batted down a last-second Hail Mary pass from Tebow that dropped harmlessly to the Tiger Stadium turf to seal the epic victory.

Still feeling the effects of the physical clash with the Gators, LSU stumbled the following week, falling 43-37 in three overtimes at No. 17 Kentucky.

Despite the heartbreaking defeat at the hands of the Wildcats, there was no rest for the weary as the Tigers returned to Baton Rouge to square off against No. 18 Auburn in a game that would come down to the final second.

After a slow start against the Tigers from the Plains, LSU roared back with 17 points in the fourth quarter, but it was the ending that stunned the nation. With the Tigers marching down to the Auburn 22-yard line and time running out, head coach Les Miles elected not to call timeout or kick a potential game-winning field goal. Instead, quarterback Matt Flynn lobbed a perfectly-thrown pass to a well-guarded Demetrius Byrd who slid in the endzone to make the touchdown grab with exactly one second on the clock. Tiger Stadium erupted as LSU claimed a 30-24 victory over Auburn.

The Tigers posted another dramatic victory with a 41-34 triumph over Alabama in Tuscaloosa before rattling off a 58-10 win over Louisiana Tech and a 41-24 triumph at Ole Miss.

The top-ranked Tigers had sewn up the SEC Western Division title heading into the regular-season finale against Arkansas, but the upset-minded Razorbacks came into Tiger Stadium and escaped with a 50-48 victory in three overtimes, seemingly sinking the Tigers' hopes of playing for a national championship.

Under the leadership of Miles, LSU rallied the following week in the SEC Championship Game against No. 14 Tennessee. Even with starting QB Matt Flynn unavailable for the game with an injury, LSU turned to backup Ryan Perrilloux who earned game MVP honors by throwing for 243 yards and one touchdown while also adding a two-point conversion late in the game to seal the Tigers' 21-14 victory and give LSU its 10th SEC Championship in school history.

When the BCS pairings were announced, LSU had a date with destiny against Ohio State in the BCS National Championship Game in New Orleans, and the Tigers would return home with a third national championship in school history.



## 2003

**NATIONAL CHAMPIONS • OVERALL RECORD: 13-1 SEC RECORD: 7-1  
COACH: NICK SABAN**

LSU stormed to its second Southeastern Conference title under Nick Saban in three years as the Tigers blew through the conference slate with a 7-1 record, which included five league wins of 21 points or better.

Behind a suffocating defense and a balanced offensive attack, the Tigers earned a spot in the league's championship game for the second time under Saban with a 55-24 win over Arkansas in the regular-season finale in Baton Rouge.

LSU then followed that with a 34-13 trouncing of Georgia in the SEC title game, a contest that saw the Tigers pile up 293 yards rushing against the fifth-ranked Bulldogs with freshman Justin Vincent accounting for an SEC Championship Game record 201 of those yards.

The victory over Georgia propelled the Tigers in the BCS National Championship contest against Oklahoma, a game that LSU won by a 21-14 count to claim the school's second national title in football.



## 2001

**OVERALL RECORD: 10-3 • SEC RECORD: 5-3  
COACH: NICK SABAN**

Following a strong 8-4 2000 season under first-year coach Nick Saban, the 2001 Fighting Tigers were widely expected to capture the SEC Western Division championship and play in the school's first SEC Championship Game.

The Tigers got off to a flying start with home victories over Tulane and Utah State before the terrorist attacks of September 11 postponed LSU's SEC opener against Auburn until December 1.

Instead, the Tigers opened SEC play at Tennessee's Neyland Stadium in front of more than 107,000, the largest crowd ever to see LSU play, where the Volunteers got revenge for 2000 with a 26-18 victory, before LSU returned home and fell to 0-2 in the SEC with a 44-15 loss to Florida.

LSU then defeated Kentucky and Mississippi State on the road, but those wins were erased by a 35-24 home loss to Ole Miss that seemingly finished the Tigers' title hopes off, dropping LSU to 2-3 in the SEC.

But instead of folding, the Tigers fought back. First, Rohan Davey threw for 528 yards and Josh Reed caught 19 passes for 293 yards as the Tigers bombed Alabama in Tuscaloosa, 35-21. Home wins over Middle Tennessee and Arkansas closed November and set up the Western division title showdown with Auburn.

The showdown was no contest. LSU rolled to a 21-7 halftime lead and cruised home to a 27-14 victory, sending the Tigers to their first SEC Championship game against a Tennessee squad that would look to punch its ticket to the Rose Bowl and a national championship date with Miami with a second victory over LSU.

Most teams would have wilted under the pressure, especially after losing their starting running back (LaBrandon Toefield) and quarterback (Davey), but LSU didn't just survive; it thrived. Led by the steady play of backup Matt Mauck, the Tigers stunned the college football world by upending the Big Orange, 31-20, sending LSU to its first Sugar Bowl since 1986.

The Tigers capped off this glorious season with a 47-34 pasting of Illinois in the Sugar Bowl, as Davey earned MVP honors by throwing for a bowl record 444 yards and three touchdowns, while Reed caught 14 passes for 239 yards in front of a partisan LSU crowd of more than 77,000, leaving LSU in the top 10 for the first time since 1987.



## 1988

**OVERALL RECORD: 8-4 • SEC RECORD: 6-1  
COACH: MIKE ARCHER**

LSU looked to win its second SEC title in three years in 1988, and after a 10-1-1 season in 1987 under first-year coach Mike Archer, the Tigers looked the part of champions in their first two games, thrashing Texas A&M 27-0 in Death Valley, then taking the school's first win ever in Knoxville with a 34-9 rout of Tennessee.

LSU would quickly find itself 2-2, though, as it squandered a 13-point lead in the final five minutes of a 36-33 loss at Ohio State, then dropped a 19-6 decision at Florida before heading into a critical showdown with fourth-ranked Auburn.

In a classic defensive battle, two Auburn field goals gave the Tigers of the Plains a 6-0 lead late in the fourth quarter before Tommy Hodson hit Eddie Fuller in the endzone with less than one minute to play, tying the game and causing such a tremor that it was felt on a seismograph in the LSU Geology Department. David Browndyke then kicked the extra point to give the Bayou Bengals a 7-6 triumph in what will forever be known as the "Earthquake Game."

Tough home victories over Kentucky and Ole Miss followed, then came a trip to Alabama where LSU fell behind 15-0 late in the first half before the Tigers rallied and took a 19-18 victory on Browndyke's field goal in the waning seconds. The Tigers won the SEC title the following week with a 20-3 win over Mississippi State.

LSU split its final two regular season games, losing to Miami and defeating Tulane, before a loss to Syracuse in the Hall of Fame Bowl ended the Tigers' season at 8-4.



## 1986

**OVERALL RECORD: 9-3 • SEC RECORD: 5-1  
COACH: BILL ARNSPARGER**

The Tommy Hodson era began at LSU in 1986 in Bill Arnsparger's third and final season in Tigertown, which got off to a flying start with a 35-17 upset of Texas A&M.

The Tigers then dropped a shocking 21-12 decision to Arnsparger's alma mater, Miami of Ohio the following week.

The loss to Miami was only a temporary setback. The Tigers began to roll behind their new leader, defeating Florida 28-17 in Gainesville, then coming home for a 23-14 win over Georgia. The Tigers rolled to victories over Kentucky and North Carolina before Ole Miss came to Death Valley and won for the first time in Baton Rouge since Archie Manning's sophomore season of 1968, knocking the Tigers out of first place in the SEC.

Now came a trip to league leader Alabama in Birmingham. In a white-knuckle struggle, LSU prevailed 14-10, leaving the Tigers needing only to defeat Mississippi State the next week to win the Tigers' first league crown since 1970.

In front of a pro-LSU crowd in Jackson, the Tigers left little doubt as to who would be kings of the SEC, as they mauled the Bulldogs 47-0 to win at least a share of the league crown. LSU defeated Notre Dame and Tulane to close out the season, then Auburn upended Alabama in the Iron Bowl to give the Tigers the title all to themselves and secure the school's second Sugar Bowl berth in three years.

Arnsparger, who accepted the position of athletic director prior to LSU's game with Tulane, coached LSU for the final time on New Year's Day in a 30-15 loss to Nebraska in the Sugar Bowl.



## 1970

**OVERALL RECORD: 9-3 • SEC RECORD: 5-0**  
**COACH: CHARLES MCCLENDON**

Archie Manning and Ole Miss left LSU three points shy of a perfect season and the chance to play Texas in the Cotton Bowl for the national championship in 1969. After refusing a bowl berth following a 9-1 season, LSU was determined to remedy this failure in 1970.

The Tigers' hopes took a serious hit on opening night, as Texas A&M came to town and pulled off a 20-18 upset. The loss left the Tigers bloodied but unbowed, as LSU then rattled off seven consecutive victories, including a 17-9 victory at Auburn over future Heisman Trophy winner Pat Sullivan, then a 14-9 triumph in Birmingham over Alabama, the Tigers' second straight over Bear Bryant's Crimson Tide.

LSU would have two big non-conference games before its December 5 showdown with Archie Manning's Ole Miss Rebels for the SEC championship. First was a visit to South Bend and second-ranked Notre Dame, where LSU limited Ara Parseghian's powerful offense led by Joe Theismann to under 250 yards, but the Tigers missed several chances to win the game and fell, 3-0. The Tigers now needed two wins to lock up an Orange Bowl berth opposite Big Eight champion Nebraska, and got the first at Tulane Stadium over a pesky Green Wave squad, 26-14, setting up the title match with the Rebels.

Manning would return to Death Valley with a cast on his left arm that severely limited his throwing motion. The way LSU played that warm December night, Manning could have been Superman himself and it probably wouldn't have mattered. Tommy Casanova and Craig Burns combined to return three punts for touchdowns, and Ronnie Estay nailed Manning for a safety as LSU brought Christmas to Tiger Stadium early with a 61-17 rout of the Rebels to send the Tigers to Miami.

In the Orange Bowl against a Nebraska team looking to win a share of the national championship, LSU held a 12-10 lead after three quarters before wilting under the charge of the powerful Cornhuskers, 17-12.



## 1961

**OVERALL RECORD: 10-1 • SEC RECORD: 5-0**  
**COACH: PAUL DIETZEL**

Coming off a 5-4-1 campaign in 1960, LSU wanted to get its 1961 campaign off to a flying start, but a 16-3 loss to Rice in the season opener signaled the beginning of what could have been a very difficult season. As it turned out, the loss to the Owls meant little.

Over the final nine games of the season, LSU would allow a measly 30 points, with 14 of those scored by Kentucky in a 24-14 Tiger triumph in the fifth game of the year. The Tigers blanked Florida, 23-0, then took a 10-7 win over Ole Miss to leave them needing only a win over archrival Tulane to win a share of the league title.

For the second time in four years, Andy Pilney and his Green Wave suffered a 62-0 humiliation at the hands of the Bayou Bengals, and SEC champion LSU was on to the Orange Bowl to face Big Eight champion Colorado.

In what was Paul Dietzel's final game at LSU, the Tigers had little trouble in silencing the Buffaloes, 25-7.

## 1958

**NATIONAL CHAMPIONS • OVERALL RECORD: 11-0 SEC RECORD: 6-0**  
**COACH: PAUL DIETZEL**

In the modern era of college football, many coaches, especially in the hyper-competitive world of the SEC, would not survive seasons of 3-5-2, 3-7 and 5-5, but LSU athletic director Jim Corbett showed patience with the Tigers' young innovator, 35-year-old Paul Dietzel, and for his fourth season in Baton Rouge, Dietzel would come up with the innovation that would revolutionize college football, and football on the bayou would never be the same.

Dietzel unveiled his three units--the White Team, the Go Team and the Chinese Bandits--in impressive road victories over Rice and Alabama (in its first game under Bear Bryant), before LSU returned home to defeat Hardin-Simmons.

After crushing Miami and Kentucky, LSU moved to third in the polls for a homecoming showdown against Florida in front of the first sellout crowd in Tiger Stadium history. The 67,500 in attendance weren't disappointed, as the Tigers won 10-7 to move to No. 1 in the Associated Press poll, and LSU then backed up that ranking with a 14-0 shutout of sixth-ranked Ole Miss.

A 50-18 victory over Duke moved LSU up to the top spot in the UPI coaches' poll, but the Tigers nearly lost it all the next week against Mississippi State in Jackson, falling behind 6-0 at halftime before a touchdown in the third quarter and Tommy Davis' extra point gave LSU a 7-6 triumph, leaving only nemesis Tulane standing between the Tigers and the brass ring.

The Green Wave held sway in the first half, limiting the Tigers to two field goals and a 6-0 lead at intermission, but in the second half the Wave was swallowed up, as the Tigers scored an incredible 56 points, including 35 in the fourth quarter, to win 62-0 and leave no doubt as to who was No. 1.

LSU then took its victory lap in the Sugar Bowl against Clemson with a 7-0 victory and the perfect ending to the first perfect season at LSU in exactly 50 years.

## 1936

**OVERALL RECORD: 9-1-1 • SEC RECORD: 6-0**  
**COACH: BERNIE MOORE**

LSU started off in fine fashion against a pair of SWC powers, defeating Rice, 20-7, at home then tying Texas at Austin, 6-6, before destroying Georgia in the SEC opener, 47-7, and shutting out Ole Miss, 13-0.

The Tigers beat border rival Arkansas in Shreveport, 19-7, blanked Vanderbilt in Music City and Mississippi State in Birmingham, then returned home to down Auburn 19-6 and Southwestern Louisiana 93-0.

LSU finished the regular season by whitewashing rival Tulane, 33-0, leaving the Tigers as the nation's highest scoring team with 281 points. The Tigers finished runner-up in the AP poll to Minnesota, but took national championship honors in the Williamson poll. The Tigers' season went sour again in the Sugar Bowl, though, as coach Buck Shaw's Santa Clara club shocked LSU, 21-14.

## 1935

**OVERALL RECORD: 9-2 • SEC RECORD: 5-0**  
**COACH: BERNIE MOORE**

The start of the season proved to be tough for LSU as Rice came to Baton Rouge and handed the Tigers a 10-7 defeat.

But led by the exploits of a freshman end named Gaynell Tinsley, the Tigers would not lose again in the regular season. It started with an 18-6 win over Texas in which the Tigers scored two fourth-quarter touchdowns for the victory, then continued all the way to New York City with a 32-0 rout of Manhattan, then to Shreveport for a win over Arkansas and on to Nashville with a 7-2 victory over Vanderbilt in the SEC opener.

Auburn would fall in a 6-0 tussle in Death Valley, but no opponent the rest of the way would be that close. The Tigers then disposed of Mississippi State and Georgia before crushing Southwestern Louisiana 56-0 and Tulane 41-0 to end the season 9-1 and send SEC champion LSU to its first bowl game ever, a Sugar Bowl date with Sammy Baugh's TCU Horned Frogs.

With heavy rains turning the Tulane Stadium field to slop, the expected passing matchup between Baugh and LSU's Abe Mickal never developed. Baugh threw an incomplete pass in the endzone for a safety that gave LSU a 2-0 lead, but the Frogs drove for a game-winning field goal and 3-2 triumph in front of an overflow crowd of 35,000.

# LSU's SEC Championship Game History



**11 SEC CHAMPIONSHIPS**  
 2011 • 2007 • 2003 • 2001 • 1988  
 1986 • 1970 • 1961 • 1958 • 1936 • 1935



**8 SEC WESTERN DIVISION CHAMPIONSHIPS**  
 2011 • 2007 • 2005 • 2003  
 2002 • 2001 • 1997 • 1996



**2001**  
**LSU 31, Tennessee 20**  
 LSU, in its first appearance in the SEC Championship Game, stunned No. 2 Tennessee to win its first league title since 1986. QB Matt Mauck spelled an injured Rohan Davey and scored two rushing touchdowns to claim MVP honors.

Tennessee	0	17	0	3	20
LSU	7	3	6	15	31

**SCORING SUMMARY**

LSU	8:14	1Q	Mauck 4 run (Corbello kick)
UT	9:04	2Q	Washington 31 pass from Clausen (Walls kick)
UT	6:18	2Q	Fleming 3 pass from Clausen (Walls kick)
UT	3:52	2Q	Walls 51 FG
LSU	0:29	2Q	Corbello 45 FG
LSU	11:51	3Q	Corbello 47 FG
LSU	2:45	3Q	Corbello 45 FG
LSU	14:20	4Q	Mauck 13 run (Reed pass)
UT	9:55	4Q	Walls 21 FG
LSU	2:26	4Q	Davis 1 run (Corbello kick)

**LSU LEADERS**

RUSHING	ATT.	YARDS	TD	LG.
Domanick Davis	16	78	1	14
Matt Mauck	12	43	2	13

PASSING	ATT.	COMP.	INT.	YARDS	TD	LG.
Rohan Davey	20	9	0	84	0	24
Matt Mauck	15	5	0	67	0	21

RECEIVING	NO.	YARDS	TD	LG.
Josh Reed	4	60	0	24
Michael Clayton	4	54	0	21



**2003**  
**LSU 34, Georgia 13**  
 RB Justin Vincent became the first freshman to be named MVP as LSU shut down Georgia, 34-13. Vincent rushed for a then-SEC title game record 201 yards as the Tigers secured their first berth in the BCS Championship Game.

Georgia	0	3	10	0	13
LSU	8	9	7	10	34

**SCORING SUMMARY**

LSU	4:49	1Q	Vincent 87 run (Jackson kick failed)
LSU	3:11	1Q	Team safety
LSU	14:51	2Q	Clayton 43 pass from Mauck (Jackson kick blocked)
LSU	9:37	2Q	Gaudet 35 FG
UGA	6:38	2Q	Bennett 51 FG
UGA	7:46	3Q	Bennett 49 FG
LSU	4:17	3Q	Turner 18 int return (Gaudet kick)
UGA	3:40	3Q	Watson 18 pass from Greene (Bennett kick)
LSU	14:54	4Q	Vincent 3 run (Gaudet kick)
LSU	7:12	4Q	Gaudet 22 FG

**LSU LEADERS**

RUSHING	ATT.	YARDS	TD	LG.
Justin Vincent	18	202	2	87
Joseph Addai	8	60	0	16
Alley Broussard	11	47	0	8

PASSING	ATT.	COMP.	INT.	YARDS	TD	LG.
Matt Mauck	22	14	1	151	1	43

RECEIVING	NO.	YARDS	TD	LG.
Michael Clayton	5	81	1	43
Devery Henderson	4	47	0	33



**2005**  
**Georgia 34, LSU 14**  
 LSU was limited to 230 total yards of offense, including only 74 rushing yards, as Georgia handed the Tigers a 34-14 loss. WR Dwayne Bowe had a game-high five receptions for 74 yards and one touchdown.

Georgia	14	7	3	10	34
LSU	0	7	0	7	14

**SCORING SUMMARY**

UGA	10:19	1Q	Bailey 45 pass from Shockley (Coutu kick)
UGA	6:12	1Q	Bailey 29 pass from Shockley (Coutu kick)
LSU	13:53	2Q	Russell 1 run (David kick)
UGA	8:23	2Q	Shockley 7 run (Coutu kick)
UGA	9:52	3Q	Coutu 22 FG
UGA	14:40	4Q	Coutu 51 FG
UGA	14:18	4Q	Jennings 15 int return (Coutu kick)
LSU	5:38	4Q	Bowe 19 pass from Flynn (David kick)

**LSU LEADERS**

RUSHING	ATT.	YARDS	TD	LG.
Shyrone Carey	10	43	0	14
Skyler Green	2	26	0	17
Justin Vincent	8	15	0	7

PASSING	ATT.	COMP.	INT.	YARDS	TD	LG.
JaMarcus Russell	19	11	1	120	0	26
Matt Flynn	11	3	1	36	1	19

RECEIVING	NO.	YARDS	TD	LG.
Dwayne Bowe	5	74	1	20
David Jones	2	28	0	26



**2007**  
**LSU 21, Tennessee 14**  
 Jonathan Zenon picked off a pass and returned it 18 yards for a touchdown to seal LSU's 10th all-time SEC title with a 21-14 win over No. 15 Tennessee. The victory propelled the Tigers into the BCS Championship Game for the second time in five seasons.

Tennessee	7	0	7	0	14
LSU	6	0	7	8	21

**SCORING SUMMARY**

UT	12:00	1Q	Brown 11 pass from Ainge (Lincoln kick)
LSU	8:29	1Q	David 30 FG
LSU	3:07	1Q	David 30 FG
LSU	11:52	3Q	Byrd 27 pass from Perrilloux (David kick)
UT	3:09	3Q	Briscoe 6 pass from Ainge (Lincoln kick)
LSU	9:54	4Q	Zenon 18 int return (Perrilloux rush)

**LSU LEADERS**

RUSHING	ATT.	YARDS	TD	LG.
Jacob Hester	23	120	0	20
Trindon Holliday	6	58	0	19
Keiland Williams	5	34	0	27

PASSING	ATT.	COMP.	INT.	YARDS	TD	LG.
Ryan Perrilloux	30	20	1	243	1	48

RECEIVING	NO.	YARDS	TD	LG.
Early Doucet	5	29	0	23
Demetrius Byrd	4	72	1	27
Brandon LaFell	3	65	0	48



**2011**  
**LSU 42, Georgia 10**  
 Tyrann Mathieu dazzled the crowd with a punt return for a touchdown and set up two more scores with his fumble recovery and return as LSU clinched a BCS Championship Game berth with a 42-10 blowout of Georgia in the 2011 SEC Championship Game. The Tigers scored 35 unanswered points in the second half.

Georgia	10	0	0	0	10
LSU	0	7	21	14	42

**SCORING SUMMARY**

UGA	11:45	1Q	Walsh 40 FG
UGA	0:42	1Q	White 12 pass from Murray (Walsh kick)
LSU	5:48	2Q	Mathieu 62 punt return (Alleman kick)
LSU	12:51	3Q	Hilliard 15 run (Alleman kick)
LSU	10:37	3Q	Hilliard 4 run (Alleman kick)
LSU	3:45	3Q	Hilliard 8 pass from Jefferson (Alleman kick)
LSU	6:17	4Q	Blue 48 run (Alleman kick)
LSU	4:21	4Q	Claiborne 45 int return (Alleman kick)

**LSU LEADERS**

RUSHING	ATT.	YARDS	TD	LG.
Alfred Blue	8	94	1	48
Kenny Hilliard	8	72	2	17

PASSING	ATT.	COMP.	INT.	YARDS	TD	LG.
Jordan Jefferson	13	5	0	30	1	9

RECEIVING	NO.	YARDS	TD	LG.
Rueben Randle	2	15	0	9
Kenny Hilliard	1	8	1	8



## BOWL GAMES

LSU has appeared in 18-straight bowl games dating back to 2000, the fifth-longest active streak. The Tigers have claimed two BCS national titles in that span and won four BCS bowls. Overall, LSU has played in 49 bowl games, which ranks eighth in the nation. All-American Glenn Dorsey and LSU players (above) celebrate the 2008 BCS National Championship Game win over Ohio State.



**2008**  
**BCS CHAMPIONSHIP GAME**  
 LSU 38  
 OHIO STATE 24

Offensive MVP Matt Flynn threw for 174 yards and tied a school record with four touchdown passes to propel LSU past Ohio State, 38-24, in the 2008 BCS National Championship Game.



**2007**  
**SUGAR BOWL**  
 LSU 41  
 NOTRE DAME 14

JaMarcus Russell tossed for 332 yards and two TDs to earn MVP honors in the victory over Notre Dame in the 2007 Sugar Bowl.



**2004**  
**SUGAR BOWL**  
 LSU 21  
 OKLAHOMA 14

MVP Justin Vincent ran for 117 yards and one touchdown in LSU's 21-14 Sugar Bowl victory in 2004 that gave the Tigers their first national title since 1958.



**2002**  
**SUGAR BOWL**  
 LSU 47  
 ILLINOIS 34

Rohan Davey passed for a Sugar Bowl-record 444 yards against Illinois to earn MVP honors in 2002 as LSU won in its first ever BCS bowl.

## 49 BOWL APPEARANCES

**BCS NATIONAL CHAMPIONSHIP GAME**  
2008 • 2012

**SUGAR BOWL**  
1936 • 1937 • 1938 • 1950  
1959 • 1960 • 1965 • 1968  
1985 • 1987 • 2002 • 2004  
2007

**CHICK-FIL-A BOWL**  
1968 • 1996 • 2000 • 2005  
2008 • 2012

**ORANGE BOWL**  
1944 • 1962 • 1971 • 1974  
1983

**COTTON BOWL**  
1947 • 1963 • 1966 • 2003  
2011

**CITRUS BOWL**  
1979 • 2005 • 2010 • 2016  
2017

**SUN BOWL**  
1971 • 1977

**LIBERTY BOWL**  
1978 • 1985

**INDEPENDENCE BOWL**  
1995 • 1997

**OUTBACK BOWL**  
1989 • 2014

**BLUEBONNET BOWL**  
1963 • 1972

**MUSIC CITY BOWL**  
2014

**GATOR BOWL**  
1987

**TEXAS BOWL**  
2015



### 18-STRAIGHT BOWL GAMES

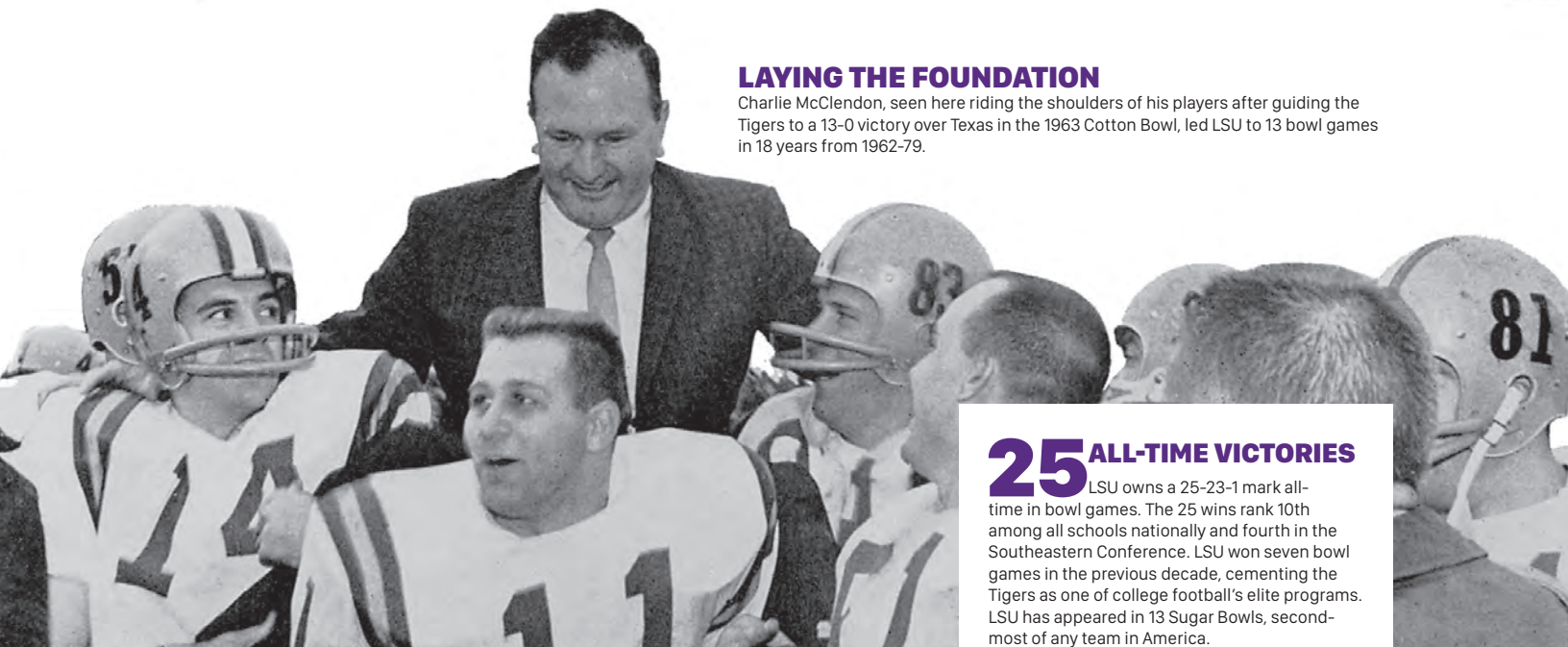
LSU has played in a bowl game for 18-straight seasons. The Tigers own a record of 11-7 in bowl games during the stretch, which began in 2000. LSU's current streak of 18-straight bowl appearances ranks No. 5 nationally, trailing only Florida State (36), Virginia Tech (25), Georgia (22), and Oklahoma (19).



LSU players hoist the Cotton Bowl trophy after winning the 2011 game against Texas A&M (top). Head coach Les Miles captured his first LSU BCS bowl victory with a 41-14 blowout of Notre Dame in the Sugar Bowl on Jan. 3, 2007 (above left). LSU dominated Georgia Tech, 38-3, to win its second Chick-fil-A Bowl in four seasons on Dec. 31, 2008 (above right).

### LAYING THE FOUNDATION

Charlie McClendon, seen here riding the shoulders of his players after guiding the Tigers to a 13-0 victory over Texas in the 1963 Cotton Bowl, led LSU to 13 bowl games in 18 years from 1962-79.



### 25 ALL-TIME VICTORIES

LSU owns a 25-23-1 mark all-time in bowl games. The 25 wins rank 10th among all schools nationally and fourth in the Southeastern Conference. LSU won seven bowl games in the previous decade, cementing the Tigers as one of college football's elite programs. LSU has appeared in 13 Sugar Bowls, second-most of any team in America.

## INDIVIDUAL RECORDS

### RUSHING ATTEMPTS

1.	34	Rondell Mealey	1997 Independence vs. Notre Dame
2.	31	Charles Alexander	1977 Sun (197 yards) vs. Stanford
3.	29	Leonard Fournette	2015 Texas (212 yards) vs. Texas Tech
4.	28	Jeremy Hill	2014 Outback (216 yards) vs. Iowa
	28	Domanick Davis	2002 Sugar (122 yards) vs. Illinois

### RUSHING YARDS

1.	234	Kevin Faulk	1995 Independence (25 att.) vs. Michigan State
2.	222	Rondell Mealey	1997 Independence (34 att.) vs. Notre Dame
3.	216	Jeremy Hill	2014 Outback (28 att.) vs. Iowa
4.	212	Leonard Fournette	2015 Texas Bowl (29 att.) vs. Texas Tech
5.	197	Charles Alexander	1977 Sun (31 att.) vs. Stanford

### RUSHING TOUCHDOWNS

1.	4	Leonard Fournette	2015 Texas (29-212) vs. Texas Tech
1.	4	Domanick Davis	2002 Sugar (28-122) vs. Illinois
3.	3	Charles Scott	2008 Chick-fil-A (15-65) vs. Georgia Tech
4.	2	10 Times	Last: Leonard Fournette (11-143) vs. Notre Dame

### YARDS PER RUSH (MIN. 100 YARDS) (MIN. 10 RUSHES)

1.	13.0	Leonard Fournette	2014 Music City (11-143) vs. Notre Dame
2.	10.3	Jeremy Hill	2012 Chick-Fil-A (12-124) vs. Clemson
3.	10.2	Spencer Ware	2011 Cotton (10-102) vs. Texas A&M

### (MIN. 15 RUSHES)

1.	9.4	Kevin Faulk	1995 Independence (25-234) vs. Michigan State
2.	7.3	Leonard Fournette	2015 Texas (29-212) vs. Texas Tech
	7.3	Justin Vincent	2004 Sugar/BCS Champ (16-117) vs. Oklahoma

### (MIN. 30 RUSHES)

1.	6.5	Rondell Mealey	1997 Independence (34-222) vs. Notre Dame
----	-----	----------------	---

### LONGEST RUSH

1.	89	Leonard Fournette	2014 Music City (TD) vs. Notre Dame
2.	79	D.J. Chark	2015 Texas (TD) vs. Texas Tech
3.	78	Rondell Mealey	1997 Independence vs. Notre Dame
4.	76	Marcus Randall	2003 Cotton vs. Texas
5.	74	Alley Broussard	2005 Capital One (TD) vs. Iowa

### PASSING ATTEMPTS

1.	53	Rohan Davey	2002 Sugar (31 comp., 444 yards) vs. Illinois
2.	45	Marcus Randall	2003 Cotton (19 comp., 193 yards) vs. Texas
3.	37	Jeff Wickersham	1985 Sugar (20 comp., 221 yards) vs. Nebraska
4.	34	JaMarcus Russell	2007 Sugar (21 comp., 332 yards) vs. Notre Dame
5.	33	Danny Etling	vs. Notre Dame (19 comp., 229 yards) 2017 Citrus Bowl
5.	33	Tommy Hodson	1989 Hall of Fame (16 comp., 192 yards) vs. Syracuse

### PASSING COMPLETIONS

1.	31	Rohan Davey	2002 Sugar (53 atts., 444 yards) vs. Illinois
2.	21	JaMarcus Russell	2007 Sugar (34 atts., 332 yards) vs. Notre Dame
3.	20	Tommy Hodson	1987 Gator (32 atts., 224 yards) vs. South Carolina
3.	20	Jeff Wickersham	1985 Sugar (37 atts., 221 yards) vs. Nebraska
5.	19	Danny Etling	2017 Citrus (19 atts., 229 yards) vs. Notre Dame
	19	Matt Flynn	2008 Sugar/BCS Title Game (27 atts., 174 yards) vs. Ohio State
5.	19	Marcus Randall	2003 Cotton (45 atts., 193 yards) vs. Texas

### COMPLETION PERCENTAGE (MIN. 10 ATTS.)

1.	80.0	JaMarcus Russell	2005 Capital One (12-15, 128 yards) vs. Iowa
----	------	------------------	--

### (MIN. 20 ATTS.)

1.	70.3	Matt Flynn	2008 BCS Title Game (19-27, 174 yards) vs. Ohio State
----	------	------------	---

### (MIN. 30 ATTS.)

1.	62.5	Tommy Hodson	1987 Gator (20-32, 224 yards) vs. South Carolina
----	------	--------------	--

### PASSING YARDS

1.	444	Rohan Davey	2002 Sugar (31-53) vs. Illinois
2.	332	JaMarcus Russell	2007 Sugar (21-34) vs. Notre Dame
3.	261	Brandon Harris	2015 Texas (14-23) vs. Texas Tech
4.	229	Mike Hilman	1968 Peach (16-29) vs. Florida State
5.	227	Bert Jones	1971 Sun (12-18) vs. Iowa State

### PASSING TOUCHDOWNS

1.	4	Matt Flynn	2008 BCS Title Game (19-27, 174 yards) vs. Ohio State
2.	3	Jordan Jefferson	2011 Cotton (31-53, 444 yards) vs. Texas A&M
2.	3	Rohan Davey	2002 Sugar (31-53, 444 yards) vs. Illinois
2.	3	Rohan Davey	2000 Peach (17-25, 174 yards) vs. Georgia Tech
2.	3	Tommy Hodson	1987 Gator (20-32, 224 yards) vs. South Carolina
2.	3	Bert Jones	1971 Sun (12-18, 227 yards) vs. Iowa State

### PASSES INTERCEPTED

1.	4	Jeff Wickersham	1985 Sugar • Nebraska
----	---	-----------------	-----------------------

### CATCHES

1.	14	Josh Reed	2002 Sugar (239 yards) vs. Illinois
2.	9	Josh Reed	2000 Peach (96 yards) vs. Georgia Tech
2.	9	Wendall Davis	1987 Gator (132 yards) vs. South Carolina
2.	9	Andy Hamilton	1971 Orange (146 yards) vs. Nebraska

### RECEIVING YARDS

1.	239	Josh Reed	2002 Sugar (14 catches) vs. Illinois
2.	165	Andy Hamilton	1971 Sun (6 catches) vs. Iowa State
3.	146	Andy Hamilton	1971 Orange (9 catches) vs. Nebraska
4.	139	Malachi Dupre	2016 Citrus Bowl (7 catches) vs. Louisville
5.	132	Wendall Davis	1987 Gator (9 catches) vs. South Carolina

### RECEIVING TOUCHDOWNS

1.	3	Wendall Davis	1987 Gator (9-132) vs. South Carolina
1.	3	Terrence Tolliver	2011 Cotton (5-112) vs. Texas A&M
3.	2	Five Times	2008 BCS Title Game Last: Richard Dickson vs. Ohio State

### LONGEST PASS PLAY

1.	77	Bert Jones to Andy Hamilton	1971 Sun vs. Iowa State
----	----	-----------------------------	-------------------------

### TOTAL OFFENSE • ATTEMPTS

1.	56	Marcus Randall	2003 Cotton (271 passing yards) vs. Texas
----	----	----------------	---

### TOTAL OFFENSE • YARDS

1.	427	Rohan Davey	2002 Sugar (444 pass, -17 rush) vs. Illinois
----	-----	-------------	--

### TOTAL OFFENSE • ALL PURPOSE YARDS

1.	271	Kevin Faulk	1995 Independence (234 rush, 4 rec., 33 return) vs. Michigan State
----	-----	-------------	--

### SCORING • POINTS/TOUCHDOWNS

1.	30	Leonard Fournette	2015 Texas (5 TDs) vs. Texas Tech
----	----	-------------------	-----------------------------------

### SCORING • KICKING POINTS

1.	12	David Brownध्ये	1987 Gator (3 FGs, 3 PATs) vs. South Carolina
----	----	-----------------	---

### SCORING • EXTRA POINTS

1.	8	Trent Domingue	2015 Texas vs. Texas Tech
----	---	----------------	---------------------------

### SCORING • FIELD GOALS

1.	3	Chris Jackson	2005 Peach • vs. Miami (Fla.)
1.	3	David Brownध्ये	1987 Gator • vs. South Carolina

### LONGEST FIELD GOAL

1.	53	Colt David	2008 Chick-fil-A • vs. Georgia Tech
----	----	------------	-------------------------------------

### TACKLES

1.	19	Kevin Minter	2012 Chick-fil-A • vs. Clemson
----	----	--------------	--------------------------------

### INTERCEPTIONS

1.	2	Greg Jackson	1987 Gator • vs. South Carolina
1.	2	Liffort Hobley	1985 Sugar • vs. Nebraska
1.	2	Al Coffee	1971 Orange • vs. Nebraska
1.	2	Benny Griffin	1968 Sugar • vs. Wyoming

### INTERCEPTION YARDS

1.	91	Greg Jackson	1987 Gator • vs. South Carolina
----	----	--------------	---------------------------------

### LONGEST INTERCEPTION RETURN

1.	48	Greg Jackson	1987 Gator • vs. South Carolina
----	----	--------------	---------------------------------

### PUNT RETURNS

1.	6	Tre'Davious White	2015 Texas • vs. Texas Tech
----	---	-------------------	-----------------------------

### PUNT RETURN YARDS

1.	79	Norman Jefferson	1985 Liberty • vs. Baylor
----	----	------------------	---------------------------

### LONGEST PUNT RETURN

1.	79	Norman Jefferson	1985 Liberty • vs. Baylor
----	----	------------------	---------------------------

### KICKOFF RETURNS

1.	5	Morris Claiborne	2012 BCS Title • vs. Alabama
	5	Harvey Williams	1987 Sugar • vs. Nebraska

### KICKOFF RETURN YARDS

1.	138	Harvey Williams	1987 Sugar • vs. Nebraska
----	-----	-----------------	---------------------------

### LONGEST KICKOFF RETURN

1.	100	Leonard Fournette	2014 Music City • vs. Notre Dame
----	-----	-------------------	----------------------------------

### PUNTS

1.	10	Jamie Keehn	2014 Outback • vs. Iowa
----	----	-------------	-------------------------

### PUNTING AVERAGE

1.	56.7	Patrick Fisher	2008 BCS Title • vs. Ohio State
----	------	----------------	---------------------------------

### LONGEST PUNT

1.	65	Donnie Jones	2003 Cotton • vs. Texas
----	----	--------------	-------------------------

## TEAM RECORDS

First Downs	32	2002 Sugar • vs. Illinois
Rushing Attempts	63	1977 Sun • vs. Stanford (332 yards)
Rushing Yards	337	2015 Texas • vs. Texas Tech (39 att.)
Avg. Per Rush	9.7	2015 Texas • vs. Texas Tech (39-377)
Rushing Touchdowns	7	2015 Texas • vs. Texas Tech
Passes Attempted	53	2002 Sugar • vs. Illinois (31 comp.)
Passes Completed	31	2002 Sugar • vs. Illinois (53 att.)
Completion Percentage	.727	1966 Cotton • vs. Arkansas (8-of-11)
Passing Yards	444	2002 Sugar • vs. Illinois (31-of-53)
Passes Had Intercepted	5	1985 Sugar • vs. Nebraska
Touchdown Passes	4	2008 BCS Title Game • vs. Ohio State
Total Offense Attempts	97	2002 Sugar • vs. Illinois (595 yards)
Total Offense Yards	638	2015 Texas • vs. Texas Tech (62 plays)
Avg. Gain per Play	10.3	2015 Texas • vs. Texas Tech (62-638)
Fumbles Lost	4	1950 Sugar • vs. Oklahoma, 1968 Peach • vs. Florida State
Total Turnovers	8	1950 Sugar • vs. Oklahoma (4 fumbles, 4 interceptions)
Points in a Quarter	28	2008 Chick-fil-a • vs. Georgia Tech (2nd quarter)
Points in a Half	35	2008 Chick-fil-a • vs. Georgia Tech (1st half)
	35	2015 Texas • vs. Texas Tech (2nd half)

Fewest Rushing Yards	-15	1960 Sugar • vs. Ole Miss (32 att.)
Fewest Passing Yards	13	1963 Bluebonnet • vs. Baylor (1-of-5)
Fewest Pass Attempts	5	1963 Bluebonnet • vs. Baylor (1 comp.)
Fewest Passes Completed	1	
1963 Bluebonnet • vs. Baylor (5 att.)		
Fewest Total Yards	74	1960 Sugar • vs. Ole Miss (-15 rush, 74 pass)
Most Points	56	2015 Texas • vs. Texas Tech
Fewest Points	0	1938 Sugar • vs. Santa Clara, 1947 Cotton • vs. Arkansas
		1950 Sugar • vs. Oklahoma, 1960 Sugar • vs. Ole Miss
		2012 BCS Title Game • vs. Alabama

## COMBINED (LSU AND OPPONENT)

Most Points	83	2015 Texas • vs. Texas Tech (LSU 56, Texas Tech 27)
Fewest Points	0	1947 Cotton • vs. Arkansas (LSU 0, Arkansas 0)
Most Total Yards	1,037	2015 Texas • vs. Texas Tech (LSU 638, Illinois 399)
Fewest Total Yards	248	1938 Sugar • vs. Santa Clara (LSU 158, Santa Clara 90)
Largest Margin of Victory	37	2005 Peach • vs. Miami (LSU 40, Miami 3)

## BCS NATIONAL CHAMPIONSHIP GAME (2-1)

OPPONENT	SCORE	DATE	LSU GAME MVP
vs. Oklahoma *	W, 21-14	Jan. 4, 2004	Justin Vincent, RB
vs. Ohio State	W, 38-24	Jan. 7, 2008	Matt Flynn, QB; Ricky Jean-Francois, DT
vs. Alabama	L, 21-0	Jan. 9, 2012	

\* Also listed under Sugar Bowl

## BLUEBONNET (0-2) (FORMERLY ASTRO BLUEBONNET)

OPPONENT	SCORE	DATE
vs. Baylor	L, 14-7	Dec. 21, 1963
vs. Tennessee	L, 24-17	Dec. 30, 1972

## CITRUS BOWL PRESENTED BY OVERTON'S (2-3) (FORMERLY TANGERINE; FLORIDA CITRUS; CAPITAL ONE, BUFFALO WILD WINGS)

OPPONENT	SCORE	DATE	LSU GAME MVP
vs. Wake Forest	W, 34-10	Dec. 22, 1979	David Woodley, QB
vs. Iowa	L, 30-25	Jan. 1, 2005	
vs. Penn State	L, 19-17	Jan. 1, 2010	
vs. Louisville	W, 29-9	Dec. 31, 2016	Derrius Guice, RB
vs. Notre Dame	L, 21-17	Jan. 1, 2018	

## CHICK-FIL-A PEACH (5-1)

OPPONENT	SCORE	DATE	LSU GAME MVP
vs. Florida State	W, 31-27	Dec. 30, 1968	Mike Hillman, QB Buddy Millican, DE Herb Tyler, QB Anthony McFarland, DT
vs. Clemson	W, 10-7	Dec. 28, 1996	
vs. Georgia Tech	W, 28-14	Dec. 29, 2000	Rohan Davey, QB Bradie James, LB
vs. Miami (Fla.)	W, 40-3	Dec. 30, 2005	Matt Flynn, QB Melvin Oliver, DE
vs. Georgia Tech	W, 38-3	Dec. 31, 2008	Jordan Jefferson, QB Perry Riley, LB Kevin Minter, LB
vs. Clemson	L, 25-24	Dec. 31, 2012	

## COTTON (3-1-1)

OPPONENT	SCORE	DATE	LSU GAME MVP
vs. Arkansas	T, 0-0	Jan. 1, 1947	Y.A. Tittle, QB
vs. Texas	W, 13-0	Jan. 1, 1963	Lynn Amedee, QB
vs. Arkansas	W, 14-7	Jan. 1, 1966	Joe LaBruzzo, RB; David McCormick, T
vs. Texas	L, 35-20	Jan. 1, 2003	
vs. Texas A&M	W, 41-24	Jan. 7, 2011	Terrence Toliver, WR Tyrann Mathieu, DB

## GATOR (1-0)

OPPONENT	SCORE	DATE	LSU GAME MVP
vs. South Carolina	W, 30-13	Dec. 31, 1987	Wendell Davis, WR

## INDEPENDENCE (2-0)

OPPONENT	SCORE	DATE	LSU GAME MVP
vs. Michigan State	W, 45-26	Dec. 29, 1995	Kevin Faulk, RB Gabe Northern, DE Rondell Mealey, RB Arnold Miller, DE
vs. Notre Dame	W, 27-9	Dec. 28, 1997	

## LIBERTY (0-2)

OPPONENT	SCORE	DATE
vs. Missouri	L, 20-15	Dec. 23, 1978
vs. Baylor	L, 21-7	Dec. 27, 1985

## MUSIC CITY (0-1)

OPPONENT	SCORE	DATE
vs. Notre Dame	L, 31-28	Dec. 30, 2014

## ORANGE (2-3)

OPPONENT	SCORE	DATE
vs. Texas A&M	W, 19-14	Jan. 1, 1944
vs. Colorado	W, 25-7	Jan. 1, 1962
vs. Nebraska	L, 17-12	Jan. 1, 1971
vs. Penn State	L, 16-9	Jan. 1, 1974
vs. Nebraska	L, 21-20	Jan. 1, 1983

## OUTBACK (1-1) (FORMERLY HALL OF FAME)

OPPONENT	SCORE	DATE	LSU GAME MVP
vs. Syracuse	L, 23-10	Jan. 2, 1989	
vs. Iowa	W, 21-14	Jan. 1, 2014	Jeremy Hill, RB

## SUGAR (6-7)

OPPONENT	SCORE	DATE	LSU GAME MVP
vs. TCU	L, 3-2	Jan. 1, 1936	
vs. Santa Clara	L, 21-14	Jan. 1, 1937	
vs. Santa Clara	L, 6-0	Jan. 1, 1938	
vs. Oklahoma	L, 35-0	Jan. 1, 1950	
vs. Clemson	W, 7-0	Jan. 1, 1959	Billy Cannon, RB
vs. Ole Miss	L, 21-0	Jan. 1, 1960	
vs. Syracuse	W, 13-10	Jan. 1, 1965	Doug Moreau, FL Glenn Smith, HB
vs. Wyoming	W, 20-13	Jan. 1, 1968	
vs. Nebraska	L, 28-10	Jan. 1, 1985	
vs. Nebraska	L, 30-15	Jan. 1, 1987	
vs. Illinois	W, 47-34	Jan. 1, 2002	Rohan Davey, QB
vs. Oklahoma	W, 21-14	Jan. 4, 2004	Justin Vincent, RB
vs. Notre Dame	W, 41-14	Jan. 3, 2007	JaMarcus Russell, QB

## SUN (1-1)

OPPONENT	SCORE	DATE	LSU GAME MVP
vs. Iowa State	W, 33-15	Dec. 18, 1971	Bert Jones, QB
vs. Stanford	L, 24-14	Dec. 31, 1977	Charles Alexander, RB

## TEXAS (1-0)

OPPONENT	SCORE	DATE	LSU GAME MVP
vs. Texas Tech	W, 56-27	Dec. 29, 2015	Leonard Fournette, RB

**LSU'S ILLUSTRIOUS FOOTBALL HISTORY**

**787** All-time wins

**461** Academic All-SEC honors

**235** First-Team All-SEC selections

**72** First-Team All-America honors

**49** Bowl Games

**41** NFL First Round Draft Picks

**369** All-Time SEC Wins

**26** Academic All-America selections

**25** Bowl Victories

**14** College Football Hall of Famers

**11** SEC Championships

**8** SEC West Championships

**3** Pro Football Hall of Famers

**3** National Championships



**2007 NATIONAL CHAMPIONS**

Ricky Jean-Francois and Matt Flynn celebrate the national title with the 2007 Coaches' Trophy following the Tigers' 38-24 win over Ohio State.



**1958 NATIONAL CHAMPIONS**

LSU claimed its first national championship in 1958. The Tigers compiled a perfect 11-0 season and defeated Clemson, 7-0, in the Sugar Bowl on Jan. 1, 1959.



**2003 NATIONAL CHAMPIONS**

LSU celebrates the second national championship in program history after the Tigers defeated Oklahoma, 21-14, in the 2004 Nokia Sugar Bowl.

**RINGS OF SUCCESS**

LSU's storied football success includes championship rings from three national championships, 11 SEC titles and seven SEC Western Division championships. The 2007 national championship ring (front) commemorates the Tigers' most recent national title.





### CANNON'S HALLOWEEN RUN

TIGER STADIUM • OCT. 31, 1959

Billy Cannon's 89-yard punt return for a touchdown against third-ranked Ole Miss is not only one of the most memorable plays in LSU football history, but it also ranks among the most memorable in college football. Trailing 3-0 late in the game, Cannon, the 1959 Heisman Trophy winner, fielded the punt at the Tiger 11-yard line and began his run into immortality. He eluded seven would-be tacklers down the east sideline and crossed the goal line of Tiger Stadium for the only touchdown of the game, giving the top-ranked LSU Tigers the 7-3 victory.



### 1966 COTTON BOWL

COTTON BOWL • JAN. 1, 1966

LSU entered the 1966 Cotton Bowl as a heavy underdog to the second-ranked Arkansas Razorbacks, but the Tigers knew they had nothing to lose and a lot of respect to gain. Arkansas, which entered the game riding a 22-game win streak and knew a victory over LSU meant a possible national title, struck first, but LSU's Joe Labruzzo reached the endzone twice in the second quarter to give the Tigers a 14-7 lead that would stand and foil the Razorbacks' hopes of a title.



### JONES TO DAVIS

TIGER STADIUM • NOV. 4, 1972

In one of the most exciting endings to a game in LSU football history, QB Bert Jones connected with RB Brad Davis in the corner of the endzone as time expired and PK Rusty Jackson nailed the extra-point to give the Tigers a 17-16 victory over Ole Miss and keep an 11-game win streak alive.



### THE EARTHQUAKE GAME

TIGER STADIUM • OCT. 8, 1988

QB Tommy Hodson connected with TB Eddie Fuller in the back of the endzone for the touchdown that vaulted LSU to a 7-6 victory over Auburn on Oct. 8, 1988, to help lead the LSU Tigers to their seventh SEC crown. The moment will forever be known as the "Night the Tigers Moved the Earth." The play caused such a thunderous explosion from the 79,341 fans in Tiger Stadium, the LSU Geology Department registered vibrations on a seismograph machine at the exact moment the touchdown was scored.



### NO. 1 FALLS!

TIGER STADIUM • OCT. 11, 1997

Oct. 11, 1997, marked the first time LSU defeated the No. 1 ranked team in the nation when the Tigers upended top-ranked Florida, 28-21, in Tiger Stadium. LSU jumped out to an early lead, but the Gators would score a touchdown with 6:44 remaining in the fourth quarter to cut the lead to single digits. LSU's defense sealed the victory when Raion Hill intercepted a Florida pass with less than three minutes to play, and the Tigers ran out the clock to set off one of the greatest celebrations in Tiger Stadium history.



### SEC CHAMPIONS!

GEORGIA DOME • DEC. 8, 2001

LSU, playing in its first SEC Championship Game, shocked No. 2 Tennessee to win its first SEC title since 1986 by a score of 31-20. Tiger starting QB Rohan Davey went down to injury and was spelled by redshirt freshman Matt Mauck, who scored two rushing touchdowns to claim MVP honors. The game was dedicated to the memory of former coach Charles McClendon, who passed away a day earlier while the Tigers were en route to Atlanta. The win secured LSU's first Sugar Bowl appearance since 1987.





### BLUEGRASS MIRACLE

COMMONWEALTH STADIUM • NOV. 9, 2002

Trailing 30-27 to Kentucky with 11 seconds to play in the game, LSU mounted a two-play 87-yard drive that will forever be known as, "The Bluegrass Miracle." QB Marcus Randall connected with WR Devery Henderson on the game-winning 75-yard pass as time expired to give the Tigers a 33-30 victory.



### LET THE VALLEY SHAKE!

TIGER STADIUM • SEPT. 20, 2003

QB Matt Mauck rolled to his left, fired to the endzone and found wide receiver Skyler Green for an over-the-shoulder 34-yard touchdown for an over-the-shoulder 34-yard touchdown with 3:03 remaining as No. 11 LSU outlasted No. 7 Georgia, 17-10, in an early SEC thriller at a raucous Tiger Stadium. All-American Corey Webster sealed the victory with an interception in the final minute. With ESPN College GameDay on hand for the first time since 1997, the win catapulted the Tigers onto the national scene where they would eventually go on to claim their first national title since 1958.



### 2003 NATIONAL CHAMPIONS

LOUISIANA SUPERDOME • JAN. 4, 2004

LSU, the No. 2 team in the Bowl Championship Series rankings, beat No. 1 BCS ranked Oklahoma in the Nokia Sugar Bowl to win the 2003 National Championship, the Tigers' first title since 1958. Freshman RB Justin Vincent, named the game's MVP after totaling 117 yards, scampered 64 yards on the first play of the game to set the tone as LSU never trailed, winning 21-14. The LSU defense, ranked No. 1 in the nation, stifled the Sooner's top-ranked offense, holding Oklahoma to 154 yards and sacking Heisman winning QB Jason White five times.



### PRIMETIME DRAMA

TIGER STADIUM • OCT. 6, 2007

In one of the most exciting games ever played in LSU's storied Tiger Stadium, No. 1-ranked LSU overcame a 10-point fourth-quarter deficit to beat defending national champion and ninth-ranked Florida, 28-24, in front of 92,910 emotionally spent fans. TB Jacob Hester plunged into the endzone from 1-yard out that gave LSU its first lead of the game and sent Tiger Stadium into pandemonium with 1:06 to go in the fourth quarter. It marked LSU's first national primetime game on CBS since 1981.



### 2007 NATIONAL CHAMPIONS

LOUISIANA SUPERDOME • JAN. 7, 2008

LSU became the first school in the nation to win multiple BCS national titles as the second-ranked Tigers downed top-ranked Ohio State, 38-24, in the 2008 BCS National Championship Game. LSU trailed 10-0 in the first quarter but rallied for 31 unanswered points on a school-record tying four TD passes from QB Matt Flynn to claim the third national title in program history. DT Ricky Jean-Francois garnered defensive Most Outstanding Player honors chiefly for blocking a second-quarter, 38-yard field goal attempt that kept the game tied at 10-10 and swung the momentum completely in LSU's favor the remainder of the game.



### GAME OF THE CENTURY

BRYANT-DENNY STADIUM • NOV. 5, 2011

Billed as the "Game of the Century" after weeks of media hype, Drew Alleman's 25-yard field goal in overtime propelled No. 1 LSU past No. 2 Alabama, 9-6, in Bryant-Denny Stadium. With rosters featuring future NFL players, neither team was able to score a touchdown. With the Tide driving in the fourth quarter, S Eric Reid made arguably the biggest play of the entire college football regular season, when he grabbed an acrobatic, diving interception at the 1-yard line that prevented an Alabama score.

# LSU Football Traditions from A to Z

The rich history of LSU football is impossible to portray in only a few pages. However, below are tidbits from the Tiger Football annals that have contributed to the story that is 125 seasons of LSU Football. These items are presented as background material with the hope that they will encourage a better understanding of the many traditions that are associated with Tiger football and LSU Athletics.



## ALMA MATER

Since 2005, LSU has followed a win by singing the alma mater on the field. Ed Orgeron has carried the tradition following a victory. Orgeron and the team gather in front of the student section and join the student body in a rendition of the alma mater.

**Where stately oaks and broad  
magnolias shade inspiring halls,  
There stands our dear Old Alma  
Mater who to us recalls  
Fond memories that waken in our  
hearts a tender glow,  
And make us happy for the love  
that we have learned to know.**

**All hail to thee our Alma Mater,  
molder of mankind,  
May greater glory, love unending  
be forever thine.  
Our worth in life will be thy worth  
we pray to keep it true,  
And may thy spirit live in us,  
forever L-S-U.**

[LSUsports.net/songs](http://LSUsports.net/songs)

## CHEERLEADERS

Cheerleaders have long been a part of college football tradition, and the LSU Varsity Cheerleaders are no exception in their role in Tiger gridiron lore. The cheerleaders traditionally lead the Tigers onto the field before and after halftime of every game. The 1989 Tiger cheerleaders captured the National Championship in the annual Universal Cheerleading Association competition.



*The 1962 LSU cheerleaders*

[LSUsports.net/cheerleading](http://LSUsports.net/cheerleading)

## COTTON BOWL (1966)

One of the most notable games in LSU football history was the 1966 Cotton Bowl against powerful Arkansas. The Razorbacks went into the New Year's Day tilt ranked No. 2 in the country and riding a 22-game winning streak. LSU owned a meager 7-3 mark compared to the Hogs' perfect 10-0 record, but little Joe Labruzzo silenced many a disbeliever to spark the Bayou Bengals to their greatest bowl win. The Tigers left Dallas with a 14-7 win over the Southwest Conference host Razorbacks. The Tigers have appeared in four other Cotton Bowls, tying Arkansas 0-0 (1947), beating Texas 13-0 (1963), losing to Texas 35-20 (2003) and topping Texas A&M, 41-24 (2011).

Special thanks to Peter Finney of the New Orleans Times-Picayune who has documented the history of LSU football in his book "Fighting Tigers", the late Marty Mule' of the New Orleans Times-Picayune who penned "Eye of the Tiger" in celebration of LSU's football centennial in 1993, and to the late historian H. Warren Taylor whose relentless pursuit of accurate information and record-keeping in the early years of LSU athletics has kept alive the accomplishments of Tiger athletes in football, basketball, track and boxing dating back to the late 1800s.



## BILLY CANNON, NO. 20

The great Billy Cannon, two-time All-American and Heisman Trophy winner, played at LSU from 1957-59. He led the Tigers to the 1958 National Championship and is best known for his 89-yard punt return to beat Ole Miss in 1959. In his career, Cannon rushed for 1,867 yards on 359 carries, an average of 5.2 yards per carry and scored 19 rushing touchdowns. He also scored two touchdowns by receiving and one each by punt return, kickoff return and interception return. LSU went 24-7 during Cannon's stay on the Baton Rouge campus, including 19 straight victories from the end of the 1957 season to the eighth game of the 1959 campaign. Following that 1959 season, Cannon's jersey was retired into the LSU Athletics Hall of Fame. A sign honoring Cannon was unveiled in the southeast corner of Tiger Stadium during LSU's game against Ole Miss on Nov. 22, 2008. Cannon was enshrined into the College Football Hall of Fame in the summer of 2009. Cannon passed away on May 20, 2018, at the age of 80.



## CHINESE BANDITS

The nickname of one of the three units utilized in Paul Dietzel's three-plateau system that vaulted the Tigers to the 1958 National Championship. That year, the first team was named the White Team, an offensive unit was named the Go Team and a defensive unit was tabbed the Chinese Bandits. The White Team, naturally, wore white jerseys and was so named. The Go Team wore gold jerseys as the word "gold" was eventually shortened to "go." The name "Chinese Bandits" actually originated when Dietzel recalled a line from the old "Terry and The Pirates" comic strip that referred to Chinese Bandits as the "most vicious people in the world." In their heyday, the Chinese Bandits were featured in Chinese masks in Life magazine. In 1980, the LSU band revived the "Bandit" tune played when the LSU defense stalls any opponent's drive.





## CUBA: TIGERS ON FOREIGN SOIL

LSU was the first college team to play on foreign soil when, in 1907, coach Edgar R. Wingard took his Tigers to Havana for an international gridiron bout. The University of Havana team had dominated every American success team it had played, but had never encountered football collegiate style. The finesse of the Tigers took the big Cuban team by surprise on Christmas Day at Almendares Park and LSU walked away with a convincing 56-0 victory before 10,000 fans.

## DORMITORIES

Tiger Stadium once housed some 1,500 dorm rooms, home to many LSU students over the years. The concept was introduced in 1928 by T.P. "Skipper" Heard, who learned that LSU president James Smith proposed to use \$250,000 to build new dormitories on the LSU campus. Heard sold Smith on the idea of raising the stands on both the East and West sides of the stadium and extending them to the end zones, then constructing the dorms inside the stadium. Thus the University got its dorms and Tiger Stadium's capacity increased by 10,000 seats in 1931. Today, the dorms are used for storage.




## THE GOLDEN BAND FROM TIGERLAND

The grandest band in all the land, the Golden Band from Tigerland, is as much a part of Saturday nights in Tiger Stadium as the team itself. Among the many favorites of LSU fans is the band's traditional pregame march down North Stadium Drive from the Band Hall to the tune of "Hold That Tiger." That tradition is a carry-over from the old pregame parades through downtown Baton Rouge. Castro Carazo was the man handpicked by Louisiana Governor Huey Long in 1935 to revamp the Tiger band. Carazo and Long together wrote fan favorite "Touchdown for LSU," and two years later, Carazo also penned the official LSU fight song, "Fight For LSU." The tradition of the LSU Tiger Marching Band continues today. The LSU Tiger Marching Band is made up of some 325 musicians, Golden Girls and Colorguard members. In 1997, the band was selected as the top band in the Southeastern Conference by SEC band directors. In December 2001, the band was awarded the Sudler Trophy, the highest honor a collegiate marching band can receive. The award has been called "the Heisman Trophy of marching bands," according to Frank Wickes, former director of LSU bands. A new, state-of-the-art, 17,640 square foot band hall opened its doors on April 26, 2012.

## EARTHQUAKE GAME (1988)

QB Tommy Hodson connected with WR Eddie Fuller in the back of the endzone for the touchdown that vaulted LSU to a 7-6 victory over Auburn on Oct. 8, 1988, to help lead the LSU Tigers to their seventh SEC crown. The moment will forever be known as the "Night the Tigers Moved the Earth," as the play caused such a thunderous explosion from the 79,341 fans in Tiger Stadium, the LSU Department of Geology registered vibrations on a seismograph machine at the exact moment the touchdown was scored.



## FIGHTING TIGERS

In the fall of 1896, coach A.W. Jeardeau's LSU football team posted a perfect 6-0-0 record, and it was in that pigskin campaign that LSU first adopted its nickname, Tigers. "Tigers" seemed a logical choice since most collegiate teams in that year bore the names of ferocious animals, but the underlying reason why LSU chose "Tigers" dates back to the Civil War. During the "War

Between the States," a battalion of Confederate soldiers comprised of New Orleans Zouaves and Donaldsonville Cannoneers distinguished themselves at the Battle of Shenandoah. These Louisiana rebels had been known by their contemporaries as the fighting band of Louisiana Tigers. Thus, when LSU football teams entered the gridiron battlefields in their fourth year of intercollegiate competition, they tagged themselves as the "Tigers." The 1955 LSU "fourth-quarter ball club" helped the moniker "Tigers" grow into the nickname, "Fighting Tigers."



## THE GOLDEN BOOT

The Golden Boot is a trophy awarded each year to the winner of the Battle for the Golden Boot football matchup between LSU and SEC rival Arkansas. The trophy was introduced to the series prior to the 1996 season. Molded from 24-karat gold in the shape of the states of Arkansas and Louisiana, the trophy stands four feet in height, weighs nearly 200 pounds and is valued at \$10,000. It is believed to be the heaviest trophy awarded in a college football rivalry. After a win in the series, the victorious team keeps the trophy until the following year's matchup.

[LSUsports.net/boot](http://LSUsports.net/boot)



## THE GOLDEN GIRLS

Taking the field with the Tiger Band at LSU for the first time in 1959, the prestigious LSU Golden Girls represent the oldest and most established danceline on the LSU campus. The line consists of a very talented group of young ladies who are chosen each spring by a special audition. The Golden Girls are one of the feature units with the LSU Tiger Band and perform for all home LSU football games and selected campus events, as well as, away games with the full Tiger Band. The 2009 season represented the 50th anniversary of the group's foundation.

[LSUsports.net/goldenband](http://LSUsports.net/goldenband)

## HALL OF FAMERS

Fourteen members of the LSU football community have the distinction of being inductees into the National Football Foundation College Football Hall of Fame that was established in 1947. In 1956, former end Gaynell Tinsley was enshrined in South Bend, Ind., as LSU's first Hall of Famer. Ken Kavanaugh (1963), Abe Mickal (1967), Doc Fenton (1971), Tommy Casanova (1995), Billy Cannon (2009) Jerry Stovall (2010) and Charles Alexander (2012) all have been inducted into the event that is annually held in New York City in December. Bert Jones became the newest College Football Hall of Famer from LSU when he was officially inducted in December 2016. Five LSU coaches are members of the NFF Hall of Fame, a list that includes the legendary Charles McClendon. Three former LSU players have earned the highest honor of being inducted into the Pro Football Hall of Fame in Canton, Ohio. Steve Van Buren was the first in 1965. Y.A. Tittle, who went on to become one of the greatest quarterbacks in history, was inducted in 1971 after a storied career with the Baltimore Colts, San Francisco 49ers and New York Giants. Four-time NFL championship winner and 1962 NFL MVP Jimmy Taylor was enshrined in 1976. Thirty-one LSU football players are also members of the Louisiana Sports Hall of Fame with Eddie Kennison as the most recent inductee in the summer of 2017.


## H-STYLE CROSSBAR

Unknown to many Tiger fans, the LSU football team still runs onto the field under the same crossbar that stood as part of the north end zone goalpost in Tiger Stadium as early as 1955. It had long been a tradition that the LSU football team enters the field by running under the goalpost when the new "T-style" goalposts came into vogue. By virtue of tradition, the old "H-style" posts stood on the field of Death Valley until they were finally removed in 1984. Part of the crossbar, however, was kept and mounted above the door of the Tiger Den through which the Tigers run onto the field each game. In 1993, in celebration of the centennial of LSU football, the "H-style" goalposts were returned to the end zones of Tiger Stadium. Today, Tiger Stadium is one of only three college stadiums in the nation who still use the "H-style" crossbar. Doak Campbell Stadium at Florida State and Martin Stadium at Washington State are the other two.



## HALLOWEEN NIGHT

Drama on Halloween is as traditional as pumpkins and goblins for LSU and Ole Miss. These schools have met seven times on Oct. 31 with the series tied at 3-3-1. The most notable game on All Hallow's Eve was the 1959 thriller that saw Billy Cannon return a punt 89 yards to spur a 7-3 Tiger victory. The Tigers and Rebels next met on Halloween in 1964. Ole Miss led 10-3 late in the fourth quarter in Death Valley when LSU scored a touchdown to make it 10-9. Quarterback Billy Ezell then threw to Doug Moreau in the front corner of the endzone on the two-point conversion, at nearly the exact point where Cannon had crossed the goal line five years earlier for an 11-10 win. There was a 17-year drought before the teams played on Oct. 31 again, this time at Jackson in 1981. A seesaw battle ended with a 46-yard field goal off the foot of LSU's David Johnston as time expired for a 27-27 tie. In the most recent meeting, the teams engaged in the first overtime game in LSU history at Oxford in 1998, but Ole Miss emerged with a 37-31 win. LSU is 8-6-1 all-time on Halloween night, including a 42-0 shutout of Tulane in Tiger Stadium in 2009.



## ICE BOWL (1946)

The Tigers of 1946, though not one of Bernie Moore's two SEC Championship teams, was surely one of Moore's finest squads. Only a 26-7 loss at the hands of SEC foe Georgia Tech spoiled the season and the Y.A. Tittle-led Bayou Bengals landed in the Cotton Bowl against

Arkansas and star Razorback Smackover

Scott. But ice, sleet and snow pelted Dallas on that Jan. 1 as LSU filled oil drums with charcoal and started fires for makeshift heaters on the field. Fans built fires in the stands and watched the Tigers roll to 271-54 advantage in total yardage and a 15-1 lead in first downs. Those numbers, however, didn't equate on the scoreboard that showed 0-0 at game's end. The Tigers finished the season with a 9-1-1 record in Moore's penultimate season as head coach.



## HALLOWEEN RUN

There have been longer scoring plays in LSU football history, but Billy Cannon's 89-yard punt return against Ole Miss in 1959 is simply, and undeniably, the most famous play in Tiger gridiron records. In fact, some consider it one of the most memorable in college football history. It was an eerie, misty and humid Halloween night, and the Rebels of Mississippi took a 3-0 lead into the final quarter, threatening to end an 18-game LSU win streak. On third and 17 from the Ole Miss 42, the Rebels' Jake Gibbs punted 47 yards to the Tiger 11 where Cannon hauled it in on the bounce. Cannon

careened off seven tacklers down the east sideline and darted 89 yards to immortality. Some say it may have been that run that assured Cannon of the Heisman Trophy he received at season's end. LSU celebrated the 50-year anniversary of the legendary play in 2009 as Cannon was recognized on the field during the Tigers' game with Tulane on Halloween night.



## JERSEY 18

Jersey No. 18 was an LSU tradition born in 2003 when quarterback Matt Mauck guided the Tigers to their first national championship since 1958. His number became synonymous with success – both on and off the field – as well as a selfless attitude that has become the epitome of being an LSU football player. After his final year with the Tigers, Mauck passed jersey No. 18 down to running back Jacob Hester, who then helped LSU to another national title in 2007. Each season, a

Tiger player is voted to wear the No. 18. Richard Dickson (2008, '09), Richard Murphy (2010), Brandon Taylor (2011), Bennie Logan (2012), Lamin Barrow (2013), Terrence Magee (2014), and Tre'Davious White (2015, 2016) have each had the honor of wearing the number. Christian LaCouture and John David Moore became the first duo to wear the No. 18 on the same team in 2017.

## HELMETS

LSU's helmet is a striking tradition that has seen its share of changes since the program's inception. From 1947-55, a dark gold helmet was used by the Tigers. Then in 1956, head coach Paul Dietzel entered his second season by introducing a new helmet design. The helmet was changed to a yellow gold, similar to that of the Green Bay Packers, that featured a white one-inch center stripe and purple three-quarter-inch flanking stripes. It is a look that has become synonymous and identified with LSU football since its unveiling. The 1957 Tigers had the addition of black two-inch "NCAA style" identifying numerals placed on each side of the helmet and that size expanded to three inches in 1958, the year of LSU's first national title. In 1972, a logo first appeared on the helmet. In 1977, the logo was modified, and that look remained until 2013. In 2014, the Tiger head logo was updated with a fresh look.



## THE KINGFISH

No single person can be credited for building LSU football into the entity it is today, but one of the men who most influenced the popularity of Tiger football was neither a player nor a coach. The "Kingfish," Louisiana Governor Huey P. Long, never shied from using his political influence to aid the cause of LSU football. Two examples: In 1934, athletic director T.P. Heard reported low advance sales for the LSU-SMU game because of a circus coming to town the night of the game. Long contacted the proper Barnum and Bailey representatives and informed them of a near-forgotten animal-dipping law. The show was canceled and LSU-SMU ticket sales took off. Later that same year, Long used his influence to "entice" passenger agents of the Illinois Central Railroad to lower fares for LSU students traveling to a road football game. When Long threatened to reassess the value of railroad bridges in the state from \$100,000 to \$4 million, the railroad generously agreed to give LSU students a \$6 roundtrip fare for the Vanderbilt game that season.



## NIGHT GAMES IN TIGER STADIUM

The tradition of playing night games in Tiger Stadium began on Oct. 3, 1931, when LSU downed Spring Hill, 35-0, under the lights. The idea of night football was introduced by T.P. "Skipper" Heard, then graduate manager of athletics and later athletics director. Several reasons were cited for playing LSU games at night, including avoiding the heat and humidity of afternoon games, avoiding scheduling conflicts with Tulane and Loyola, and giving more fans the opportunity to see the Tigers play. An immediate increase in attendance was noted, and night football soon became ingrained in LSU football lore. LSU has also traditionally played better at night than in the light of day. LSU is 328-107-13 under the lights of Tiger Stadium and 90-43-5 (.665) during the day at home.

## PURPLE & GOLD

There is some discrepancy in the origin of Royal Purple and Old Gold as LSU's official colors. It is believed that those colors were worn for the first time by an LSU team in the spring of 1893 when the LSU baseball squad beat Tulane in the first intercollegiate contest played in any sport by Louisiana State University. Team captain E.B. Young reportedly hand-picked those colors for the LSU squad. Later that year, the first football game was played. On Nov. 25, 1893, football coach/chemistry professor Dr. Charles Coates and some of his players went into town to purchase ribbon to adorn their gray jerseys as they prepared to play the first LSU gridiron game. Stores were stocking ribbons in the colors of Mardi Gras - purple, gold, and green - for the coming Carnival season. However, none of the green had yet arrived at Raymond's Store at the corner of Third and Main streets. Coates and quarterback Ruffin Pleasant bought up all of the purple and gold stock and made it into rosettes and badges.



## NUMBERING SYSTEM

LSU, in 1952, introduced a unique - and short-lived - jersey numbering system. The idea of coach Gaynell "Gus" Tinsley and publicity director Jim Corbett, the system utilized an abbreviation of the player's position on his jersey. Thus, ends, guards and tackles wore the letters "E," "G" and "T" followed by a single-digit number. The right side of the line wore even numbers, the left side odd numbers. In similar fashion the centers, quarterbacks, left halfbacks, right halfbacks and fullbacks wore "C," "Q," "L," "R" and "F," respectively, followed by single-digit numerals. The 1953 LSU yearbook, the Gumbo, boldly predicted that the new system "may revolutionize the football jersey manufacturing industry." It didn't.



## THE RAG

The Rag was the traditional spoils of victory in the LSU-Tulane rivalry for many years. This flag, decorated half in LSU's colors of purple and gold and the other half adorned in the green and white of Tulane, was held for one year by the victorious school until the game the following season. The whereabouts of the original flag are unknown; however, a new version of The Rag was awarded to the LSU squad after the Tigers defeated the Greenies, 48-17, in the 2001 season opener in Death Valley.

## THE RIVALRY: LSU VS. TULANE

LSU's rivalry with the Green Wave of Tulane was a natural from the game's infancy. The Greenies won LSU's first football game in 1893 by a 34-0 count, but over the ensuing seasons, the Tigers have dominated the series and own a 68-22-7 margin over their neighbors from New Orleans. The proximity of the schools made for the development of the rivalry in its early years and, by 1913, fans began to travel the distance by automobile instead of by train. Today's Tiger fan can traverse the distance from Tiger Stadium to the Louisiana Superdome in an hour, but in the early years, according to the New Orleans Times-Picayune "with a good car, it can be negotiated in perfect comfort in six hours." The two schools renewed the series in 2007 as LSU defeated Tulane, 34-9, in the Superdome. The most recent meeting occurred in 2009 when the Tigers shutout the Green Wave, 42-0, on Halloween night in Tiger Stadium.



## OLE WAR SKULE

LSU began in 1860 as the Louisiana State Seminary of Learning and Military Academy, shortly before the beginning of the Civil War. In fact, LSU's first superintendent was Civil War commander William Tecumseh Sherman. "Ole War Skule" was formerly a popular reference to

LSU, as was the term "Old Lou."

## PERFECT SEASONS

LSU has had six unblemished seasons in its history. The Tigers first went undefeated and untied in 1895 under head coach A. P. Simmons with a 3-0 record, but the first truly great LSU team is considered to be the 1908 squad led by one of the most legendary players to wear the Purple and Gold--Doc Fenton. That 1908 team, coached by Edgar R. Wingard, soared through a 10-game schedule without a loss or tie as Fenton scored an incredible 125 points on the year. It was 50 years before LSU would post another perfect season, winning the national championship in 1958 with an 11-0 mark.



## SONGS OF LSU

### HEY FIGHTIN' TIGERS

Hey, Fightin' Tigers, fight all the way  
Play Fightin' Tigers, win the game today.

You've got the know how,  
you're doing fine,  
Hang on to the ball as you hit the wall  
And smash right through the line

You've got to go for a touchdown  
Run up the score.  
Make Mike the Tiger stand right up and roar.  
ROAR!

Give it all of your might as you fight tonight and  
keep the goal in view.  
Victory for L-S-U!

"Hey Fighting Tigers" was adapted from the Broadway show tune "Hey, Look Me Over" by Cy Coleman. Gene Quaw, then director of social recreation at LSU, wrote the lyrics. "Hey Fighting Tigers" was played publicly for the first time at the 1962 opening game with Texas A&M in legendary Coach Charles McClendon's first game at LSU. Athletics director Jim Corbett wanted to do something special for McClendon's first game and he borrowed a fight song from a Broadway musical. The song appeared in the musical Wildcat starring Lucille Ball. LSU obtained special permission to use the melody that can be heard in and around Tiger Stadium on Saturday nights in the fall.



Following a victory, the LSU football team sings "Hey Fightin' Tigers" in the locker

### FIGHT FOR LSU (Official Fight Song)

Like Knights of old, Let's fight to hold  
The glory of the Purple Gold.

Let's carry through, Let's die or do  
To win the game for dear old LSU.

Keep trying for that high score;  
Come on and fight,  
We want some more, some more.

Come on you Tigers, Fight! Fight! Fight!  
for dear old L-S-U.  
RAH!

### TOUCHDOWN FOR LSU

Tigers! Tigers! They've come to town,  
They fight! They fight! Call a first down,  
Just look them over, and how they can go,  
Smashing the line with runs and passes  
high and low.

Touchdown! Touchdown! It's Tigers' score.  
Give them hell and a little bit more.  
Come on you Tigers, Fight them, you Tigers,  
Touchdown for LSU.  
Rah! U. Rah!

### TIGER RAG (HOLD THAT TIGER)

Long ago, way down in the jungle  
Someone got an inspiration for a tune,  
And that jingle brought from the jungle  
Became famous mighty soon.  
Thrills and chills it sends thru you!  
Hot! so hot, it burns you too!  
Tho' it's just the growl of the tiger  
It was written in a syncopated way,  
More and more they howl for the "Tiger"  
Ev'ry where you go today  
They're shoutin'  
Where's that Tiger! Where's that Tiger!  
Where's that Tiger! Where's that Tiger!  
Hold that Tiger! Hold that Tiger!  
Hold that Tiger!

[LSUsports.net/songs](http://LSUsports.net/songs)

## SOUTH END ZONE

Whether it be the 1959 goal line stand that sealed victory for the Tigers against Ole Miss on the "Billy Cannon Run" night or Bert Jones' pass to Brad Davis as time expired to beat the Rebels in 1972, the south end zone of Tiger Stadium has become somewhat of an enigma for the sometimes strange and often memorable plays in LSU football. The Tiger defenders have put together numerous goal line stands at the south end



Billy Cannon and Warren Rabb make a stop at the South End Zone.

zone, including the following games: 1985 Colorado State, 1985 Florida, 1986 North Carolina, 1986 Notre Dame, 1988 Texas A&M, 1991 Florida State, 1992 Miss. State and 1996 Vanderbilt. In 1988, the Tigers stymied the Texas A&M Aggies at the LSU 2-yard line despite the distraction of a bank of lights going dark midway through A&M's series of plays. For that series, LSU's defense was nicknamed the "Lights Out Defense." The first great goal line stand at that end of the field may have been in that 1959 game when Warren Rabb and Billy Cannon halted Ole Miss' Doug Elmore at the one-yard line for the 7-3 victory. Then, in 1971, the first and most memorable of LSU's three goal line stands against Notre Dame was at the 1-yard line at the South end of the field as Louis Cascio and Ronnie Estay hit the Irish's Andy Huff at the goal en route to a 28-8 Tiger victory.



## TAILGATING

It has often been pondered whether the attraction of night football is because of the excitement of the atmosphere created by a game under the lights, the more pleasant weather of an evening after the sun has set, or because it allows more time for tailgating. If it is not football that people of south Louisiana crave, then it is food. Tiger fans arrive as early as Thursday evening for Saturday games, set up their motor homes and kick back for a weekend of cooking and enjoyment for two days until kickoff. A stroll across the LSU campus and through the parking lots is a veritable connoisseur's treat. Common entrees include crawfish, boiled shrimp, and jambalaya and, on occasion, one will run across a cochon-de-lait (pig roast). In 2008, ESPN.com ranked LSU as the top tailgating destination in America. In 2010, Sporting News, proclaimed "Saturday Night in Death Valley" and Tiger tailgating as the top traditions in all of college football. LSU's legendary tailgating experience was recently named No. 1 by the Associated Press in a September 2010 poll and by CNN in the network's November 2010 survey.

## SUPER BOWL CHAMPIONS

Super Bowl Champion is a phrase that has become synonymous with former LSU football players. A total of 57 former Tigers have played in pro football's ultimate game and 34 have claimed a Super Bowl ring. At least one former LSU player has won a Super Bowl title in 14 out of the past 17 years dating back to 2002. LSU greats Jimmy Taylor of the Green Bay Packers and Johnny Robinson of the Kansas City Chiefs played in the first Super Bowl in 1967. Robinson and offensive lineman Remi Prudhomme were the first to win a Super Bowl as the Chiefs claimed Super Bowl IV with a 23-7 victory over the Minnesota Vikings. Punter Donnie Jones and cornerback Jalen Mills became the most recent Super Bowl champion, earning their first rings when the Eagles beat the New England Patriots in Super Bowl LII. Kevin Faulk has claimed more Super Bowl rings than any former Tiger in school history with three – all with the New England Patriots.

[LSUsports.net/superbowl](http://LSUsports.net/superbowl)



## VICTORY HILL

A pregame ritual for many Tiger fans is to line North Stadium Drive in the hours before kickoff to see the Tiger Marching Band in its walk from the band hall. The band pauses each game on the hill next to the Journalism Building to play "Tiger Rag," to the delight of the LSU throngs. Former head coach

Curley Hallman began the tradition in the early 1990s of leading the team by foot down Victory Hill from Broussard Hall two hours before the game. That practice became so popular that Gerry DiNardo, Nick Saban, Les Miles and Ed Orgeron have continued the tradition, even though the team began to stay in a hotel the night before home games. The team buses drive from the on-campus Lod Cook Hotel to the top of Victory Hill between the Academic Center and Journalism Building in order for the players to make their traditional walk down. Ed Orgeron also began inviting former players to join the team on the walk down Victory Hill.



## WHITE JERSEYS

LSU is one of the few college football teams that traditionally wear white jerseys for home games. The tradition originated when LSU won its first national championship in 1958. Head coach Paul Dietzel had a habit of tinkering with the uniform every year. In 1958, he chose to wear white jerseys for LSU's home games, and the Tigers subsequently won the national championship. A superstitious man, Dietzel didn't change the uniform after that season. LSU continued to wear white jerseys for home games throughout the Charlie McClendon Era. When Jerry Stovall took over as head coach in 1980, he said the Tigers would occasionally wear purple jerseys so that home fans could see a different color. In 1982, the NCAA changed its jersey rule, requiring teams to wear dark colored jerseys for home games. The Tigers wore purple jerseys for all home games from 1983 to 1994. When Gerry DiNardo became head coach in 1995, he vowed to change the NCAA jersey rule. After petitioning the rules committee of the American Football Coaches Association, he personally met with each member of the NCAA Football Rules Committee. DiNardo's efforts were successful and the Tigers were allowed to wear white jerseys again beginning in 1995. A stipulation of the new rule was that the visiting team would have to give the home team permission to wear the white jerseys. The first team to deny LSU's request was DiNardo's former team, Vanderbilt. Instead of going back to purple jerseys, the Tigers took to the field in new gold jerseys. The SEC later adopted a league rule stipulating that the home team has sole discretion in determining its jersey color. Nick Saban became LSU's head coach in 2000 and continued the white jersey tradition, but with a twist. Saban decided that LSU would wear purple jerseys for all non-SEC games, except the home opener. That tradition continues today.



The Tigers celebrated the 2007 national title on the South Lawn of the White House.

"I'm so honored and proud to welcome the LSU Tigers here as the national champs. God bless you. God bless LSU, and God bless America."

- President George W. Bush, April 7, 2008

## THE WHITE HOUSE

Winning national championships carries the privilege of visiting Washington D.C., and touring the White House. The Tigers have taken part in Champions Day at the White House following its two BCS titles. Head coach Les Miles and his team had the chance to meet President George W. Bush on the South Lawn in April 2008. Miles presented President Bush with a No. 7 jersey, in reference to the 2007 season, and Jacob Hester gave the 43rd president of the United States a bronze football. LSU also took a tour of the National Mall area which including visits to the Lincoln Memorial, the Washington Monument, the National World War II Memorial, the Korean War Veterans Memorial and the Vietnam Veterans Memorial. The Tigers visited the Walter Reed Army Medical Center, toured the Pentagon and witnessed the changing of the guard at the Tomb of the Unknowns at the Arlington National Cemetery.

*"Billy Cannon watches it bounce, he takes it at his own 11, he comes back upheld to the 15, stumbles momentarily, he's at the 20, running hard at the 25, gets away from one man at the 30, still runs at the (inaudible) ...at the 35, at the 45... he's on the 50, he's in the clear on the 45, the 40 (inaudible due to crowd noise)...the 15, the 10, the 5 he scores!*

*"Billy Cannon raced some 89 yards for a touchdown. Listen to the cheers for Billy Cannon as he comes off the field...great All-American!"*

- J.C. Politz, "Voice of the Tigers", Oct. 31, 1959

## VOICE OF THE TIGERS

For more than 40 years, John Ferguson was known as the "Voice of the Tigers." Ferguson's distinctive baritone voice could be heard nationwide as few teams played night games during his tenure, which began in 1946. The most famous call of all plays, though, belongs to J.C. Politz who was the "Voice of the Tigers" in 1959 when Billy Cannon made his legendary 89-yard Halloween run. Ferguson later returned to the broadcast booth doing television for TigerVision broadcasts beginning in 1984. At that time, Jim Hawthorne took over the radio duties as the football, men's basketball and baseball "Voice of the Tigers." Hawthorne has called some of the greatest moments in LSU history, including play-by-play for the Tigers' 2003 and 2007 national championship seasons. After 32 seasons as "Voice of the Tigers," Hawthorne retired at the conclusion of the 2015-16 basketball season. Chris Blair took over as the "Voice of the Tigers" in February 2016. Ferguson passed away at the age of 86 on Dec. 19, 2005.



John Ferguson



Jim Hawthorne



Chris Blair



**BIFF JONES**  
1932-34  
Three seasons  
Record: 20-5-6



**BERNIE MOORE**  
1935-47  
13 seasons  
Record: 83-39-6



**GAYNELL TINSLEY**  
1948-54  
Seven seasons  
Record: 35-34-6



**PAUL DIETZEL**  
1955-61  
Seven seasons  
Record: 46-24-3



**CHARLES MCCLENDON**  
1962-79  
18 seasons  
Record: 137-59-7



**BO REIN**  
1980  
Record: 0-0



**JERRY STOVALL**  
1980-83  
Four seasons  
Record: 22-21-2



**BILL ARNSPARGER**  
1984-86  
Three seasons  
Record: 26-8-2



**MIKE ARCHER**  
1987-90  
Four seasons  
Record: 27-18-1



**CURLEY HALLMAN**  
1991-94  
Four seasons  
Record: 16-28



**GERRY DINARDO**  
1995-99  
Five seasons  
Record: 32-24-1



**HAL HUNTER**  
1999 (INTERIM)  
One game  
Record: 1-0



**NICK SABAN**  
2000-04  
Five seasons  
Record: 48-16



**LES MILES**  
2005-16  
12 Seasons  
Record: 114-34



**ED ORGERON**  
2016-PRESENT  
Two Seasons  
Record: 15-6

## ALL-TIME LSU HEAD COACHING RECORDS

NO.	NAME	ALMA MATER	TENURE	YRS.	W	L	T	PCT.
1.	Dr. Charles E. Coates	Johns Hopkins	1893	1	0	1	0	.000
2.	Albert P. Simmons	Yale	1894-95	2	5	1	0	.833
3.	Allen W. Jeardeau	Harvard	1896-97	2	7	1	0	.875
4.	Edmond A. Chavanne	LSU	1898, 1900	2	3	2	0	.600
5.	John P. Gregg	Wisconsin	1899	1	1	4	0	.200
6.	W.S. Boreland	Allegheny	1901-03	3	15	7	0	.681
7.	D.A. Killian	Michigan	1904-06	3	8	6	2	.563
8.	Edgar R. Wingard	Susquehanna	1907-08	2	17	3	0	.850
9.	Joe G. Pritchard	Vanderbilt	1909	1	4	1	0	.750
10.	John W. Mayhew	Brown	1909-10	2	3	6	0	.167
11.	James K. (Pat) Dwyer	Penn	1911-13	3	16	7	2	.680
12.	E.T. MacDonnell	Colgate	1914-16	3	14	7	1	.659
13.	Dana X. Bible	Carson-Newman	1916	1	1	0	2	.667
14.	Wayne Sutton	Wash. State	1917	1	3	5	0	.375
15.	Irving R. Pray	MIT	1916,19,22	3	11	9	0	.550
16.	Branch Bocock	Georgetown	1920-21	2	11	4	2	.706
17.	Mike Donahue	Yale	1923-27	5	23	19	3	.544
18.	Russ Cohen	Vanderbilt	1928-31	4	23	13	1	.635
19.	Biff Jones	Army	1932-34	3	20	5	6	.741
20.	Bernie Moore	Carson-Newman	1935-47	13	83	39	6	.671
21.	Gaynell (Gus) Tinsley	LSU	1948-54	7	35	34	6	.507
22.	Paul Dietzel	Miami (Ohio)	1955-61	7	46	24	3	.651
23.	Charles McClendon**	Kentucky	1962-79	18	137	59	7	.692
24.	Bo Rein	Ohio State	***	0	0	0	0	.000
25.	Jerry Stovall	Missouri Baptist	1980-83	4	22	21	2	.511
26.	Bill Arnsparger	Miami (Ohio)	1984-86	3	26	8	2	.750
27.	Mike Archer	Miami (Fla.)	1987-90	4	27	18	1	.598
28.	Curley Hallman	Texas A&M	1991-94	4	16	28	0	.364
29.	Gerry DiNardo	Notre Dame	1995-99	5	32	24	1	.570
30.	Hal Hunter	Northwestern	1999 (interim)	0	1	0	0	1.000
31.	Nick Saban	Kent State	2000-04	5	48	16	0	.750
32.	Les Miles	Michigan	2005-16	12	114	34	0	.770
33.	Ed Orgeron	Northwestern State	2016-Present	2	15	6	0	.714
<b>TOTALS -124 SEASONS</b>					<b>787</b>	<b>412</b>	<b>47</b>	<b>.650</b>

\*\*\* — died in plane crash on Jan. 10, 1980 (appointed head coach Nov. 30, 1979); \*\* — includes two wins by forfeit

## LSU HEAD COACHING TOP FIVES

### LONGEST TENURE (YEARS)

1.	Charles McClendon	18
2.	Bernie Moore	13
3.	Les Miles	12
4.	Gaynell Tinsley	7
	Paul Dietzel	7

### MOST WINS

1.	Charles McClendon	137
2.	Les Miles	114
3.	Bernie Moore	83
4.	Nick Saban	48
5.	Paul Dietzel	46

### BEST WINNING PERCENTAGE

1.	Les Miles	.770
2.	Nick Saban	.750
	Bill Arnsparger	.750
4.	Biff Jones	.741
5.	Charles McClendon	.692

### MOST BOWL APPEARANCES

1.	Charles McClendon	13
2.	Les Miles	11
3.	Nick Saban	5
	Bernie Moore	5
5.	Gerry DiNardo	3
	Paul Dietzel	3
	Bill Arnsparger	3

### MOST BOWL WINS

1.	Charles McClendon	7
	Les Miles	7
3.	Nick Saban	3
	Gerry DiNardo	3
5.	Paul Dietzel	2



**NAME YEARS POSITION**
**A**

Lynn Amedee 1975-78 Quarterbacks  
1993-94 Off. Coordinator/Quarterbacks

**Dave Aranda 2016-18 Defensive Coordinator  
Inside /Linebackers**

Mike Archer 1984-86 Defensive Backs  
1985-85 Defensive Coordinator

**B**

Jerry Baldwin 1993-94 Linebackers  
1995-97 Defensive Ends  
1998-99 Defensive Line

Tony Ball 2015 Wide Receivers  
Bill Beall 1962-68 Defensive Backs

George Belu 1979-83 Off. Coordinator/Offensive Line  
Phil Bennett 1991-93 Outside Linebackers/Def. Ends  
1994 Def. Coordinator/Defensive Backs

Steve Bernstein 1998-99 Defensive Backs  
Mack Brown 1982 Quarterbacks  
Jerry Bruner 1979 Offensive Line

Steve Buckley 1991-94 Running Backs  
Mike Bugar 1991 Defensive Coordinator  
1991-93 Defensive Line

Charlie Butler 1982-83 Offensive Line  
Mack Butler 2005-08 Asst. AD/Football Administration

**Bill Busch 2018 Safeties**
**C**

Cam Cameron 2013-16 Off. Coordinator/Quarterbacks  
Matt Canada 2017 Off. Coordinator/Quarterbacks

Kenny Carter 1999 Linebackers  
Ron Case 1995 Defensive Backs  
John Chavis 2009-14 Defensive Coordinator/  
Linebackers

Charlie Coiner 1999 Special Teams  
Jim Collier 1965-79 Wide Receivers  
Mike Collins 2004 Linebackers

Ron Cooper 2009-11 Defensive Backs  
Dameyune Craig 2016 Wide Receivers  
**James Cregg 2018 Offensive Line**

Gary Crowton 2007-10 Offensive Coordinator/  
Quarterbacks  
Joe Cullen 1999 Defensive Line





























**H**

George Haffner 1991-92 Off. Coordinator/Quarterbacks  
Brick Haley 2009-14 Defensive Line

Doug Hamley 1962-79 Linebackers  
Charlie Harbison 2001-02 Defensive Backs

Bishop Harris 1979-83 Outside Linebackers  
Michael Haywood 1995-2002 Running Backs  
1997-2002 Special Teams

Bruce Hemphill 1977-83 Junior Varsity Coach  
John Hendrick 1989-90 Offensive Line  
Adam Henry 2012-14 Wide Receivers

Josh Henson 2005-08 Tight Ends/Recruiting Coordinator  
Stan Hixon 2000-03 Wide Receivers  
Hal Hunter 1995-99 Offensive Line










































**P**

Bo Pelini 2005-07 Defensive Coordinator  
William Peterson 1955-58 Offensive Line

Bradley Dale Peveto 2005-07 Linebackers/Special Teams Coord.  
2008 Linebackers/Co-Def. Coordinator  
2014-16 Special Teams Coord./Linebackers

Charles Pevey 1960-79 Quarterbacks  
Larry Porter 2005-09 Running Backs

Don "Scooter" Purvis 1961-66 Freshman Coach  
1970-79 Defensive Backs











































**J**

Pat James 1964 Offensive Line  
Pete Jenkins 1980-90 Defensive Line  
1982, 1987-89 Defensive Coordinator

2000-01 Defensive Line  
2016-17 Defensive Line

Bruce Johnson 1982-83 Defensive Backs  
**Dennis Johnson 2016-18 Outside Linebackers  
Defensive Line**

Larry Jones 1958-61 Wide Receivers/Offensive Line  
Travis Jones 2003-04 Defensive Line

**Mickey Joseph 2017-18 Wide Receivers**  
Jabbar Juluke 2016 Running Backs


































**R**

Craig Randall 1965-75 Defensive Line  
**Corey Raymond 2012-18 Defensive Backs**

Carl Reese 1995-97 Defensive Coordinator  
1995 Linebackers  
1996-97 Defensive Backs

Stephen Regan 1979-83 Wide Receivers  
Joe Robinson 2008-10 Special Teams Coordinator/  
Defensive Linemen

**Tommy Robinson 2017-18 Running Backs/  
Recruiting Coordinator**

Leroy Ryals 2004 Tight Ends

**K**

David Kelly 1996-99 Tight Ends  
Buddy King 1991-92 Offensive Line  
Steve Kragthorpe 2011-12 Quarterbacks






































**O**
**Ed Orgeron 2015 Defensive Line  
2016 Def. Line/Recruiting Coordinator**
**Y**

Don Yanowsky 2009 Tight Ends  
George Yarno 2001-02 Offensive Line









**Bold - indicates current staff**

**A**  
 AARON, John (RG)  
     Natchitoches, La., 1963-64-65  
 ABEL, Leo (FB)  
     Baton Rouge, La., 1990-91  
 ABNEY, Wilbert (E)  
     Sildell, La., 1945  
 ABRAMSON, Louis J. (Luke) (HB)  
     Shreveport, La., 1923  
 ABY, Hulette F. (Red) (T)  
     Natchez, Miss., 1898-99  
 ADAMS, Aaron (LB)  
     Metairie, La., 1997-98  
 ADAMS, Jamal (DB)  
     Lewisville, Texas, 2014-15-16  
     All-SEC 2016; All-American 2016  
 ADAMS, Jeff (E)  
     Memphis, Tenn., 1946-47-48-49  
 ADAMS, John Aubrey (DE)  
     DeRidder, La., 1976-77-78-79  
     All-SEC 1978-79  
 ADAMS, Kendrick (DE)  
     Enterprise, Ala., 2010-11  
 ADAMS, Ray (CB)  
     Jasper, Texas, 1989-90-91-92  
 ADAMS, Yahmani (WR)  
     Laurel, Miss., 1996-97  
 ADDAI, Joseph (RB)  
     Houston, Texas 2002-03-04-05  
 ADDISON, Don (S)  
     Springhill, La., 1968-69-70  
 ADDY, Ken (FB)  
     Baton Rouge, La., 1972-73  
 ADSIT, John Jr.  
     Decatur, Ga., 1943-44  
 AGHAYERE, Chancey  
     Garland, Texas, 2009-10-11-12  
 ALBERGAMO, Joseph (Nacho) (C)  
     Marrero, La., 1984-85-86-87  
     All-SEC 1986-87; All-America 1987  
 ALBRIGHT, John G. (Jonnie) (QB)  
     Memphis, Tenn., 1908-09  
 ALEM, Rahim (DE)  
     New Orleans, La., 2006-07-08-09  
     All-SEC 2008  
 ALEXANDER, Arnold (RE)  
     Bear Creek, Ala., 1954-55  
 ALEXANDER, Charles (TB)  
     Galveston, Texas, 1975-76-77-78  
     All-SEC 1977-78; All-America 1977-78  
 ALEXANDER, Charles (DT)  
     Breau Bridge, La., 2006-07-08-09  
 ALEXANDER, Dan (DT)  
     Houston, Texas, 1974-75-76  
 ALEXANDER, Dexter (DB)  
     Baton Rouge, La., 2012  
 ALEXANDER, Donnie (LB)  
     New Orleans, La., 2014-15-16-17  
**ALEXANDER, Ed (NT)**  
     **Hammond, La., 2016-17**  
 ALEXANDER, Eric (LB)  
     Port Arthur, Texas 2001-02-03  
 ALEXANDER, Glenn (T)  
     Rayville, La., 1969-70  
 ALEXANDER, Kwon (LB)  
     Oxford, Ala., 2012-13-14  
 ALEXANDER, Ricky (ILB)  
     Pascagoula, Miss., 1990-91  
 ALEXANDER, Ronnie (Bubba) (LB)  
     Shreveport, La., 1998-99  
 ALEXANDER, Vadal (OT/G)  
     Buford, Ga., 2012-13-14-15  
     All-SEC 2015  
 ALFORD, Andrew (Andy) (LG)  
     Bogalusa, La., 1952-53  
 ALLEMAN, Drew (PK)  
     Lafayette, La., 2011-12  
 ALLEN, Byron (FB)  
     Lafayette, La., 1992-93  
 ALLEN, Jordan (DE)  
     West Monroe, La., 2013  
 ALLEN, Kenderick  
     Bogalusa, La., 1998-00-01-02  
 ALLEN, Tommy (Trigger) (TB)  
     DeRidder, La., 1966-67-68  
 ALLEN, W. D. (Bill) (T)  
     McComb, Miss., 1929-30-31  
 ALMOKARY, Joe (HB)  
     Oil City, La., 1930-31-32  
 ALSTON, Francis H. (Frank) (HB)  
     Logansport, La., 1927-28  
 AMEDEE, Lynn (QB)  
     Baton Rouge, La., 1960-61-62  
 ANASTASIO, Charles (HB)  
     White Castle, La., 1938-39-40  
**ANDERSON, Dee (WR)**  
     **DeSoto, Texas, 2016-17**  
 ANDERSON, Mike (LB)  
     Baton Rouge, La., 1968-69-70  
     All-SEC 1970; All-America 1970  
 ANDERSON, Roy Joe (FB)  
     Shreveport, La., 1937-38-39  
 ANDING, Aubrey (E)  
     Tyler, Texas, 1949  
 ANDOLSEK, Eric (OG)  
     Thibodaux, La., 1984-85-86-87  
     All-SEC 1986-87  
 ANDREAS, Herman (C)  
     El Paso, Texas, 1930  
 ANDREWS, Charles P.

Mer Rouge, La., 1893  
 ANDREWS, Mitchell D. (TE)  
     Houma, La., 1982-83-84-85  
 ANGELLE, Caleb (TE)  
     Breau Bridge, 2008  
 ARNOLD, Will (OL)  
     Gloster, Miss., 2004-05-06-07  
 ARRIGHI, J. H. (Hughes) (T)  
     Natchez, Miss., 1894-95-96  
 ATIYEH, George (DT-NG)  
     Allentown, Pa., 1977-78-79-80  
     All-SEC 1978-79  
 ATKINSON, James S. (QB)  
     Ruston, La., 1896  
 AUCCOIN, Alvin (LT)  
     Houma, La., 1955-56-57  
 AUSBERRY, Verge (ILB)  
     New Iberia, La., 1986-87-88-89  
 AUSTIN, Jonah (OL)  
     New Orleans, La., 2013

**B**  
 BABERS, Bertram (Bert) (T-G)  
     Baton Rouge, La., 1926-27  
 BAGGETT, Billy (RHB)  
     Beaumont, Texas, 1948-49-50  
 BAGGETT, Jason (OG)  
     Baytown, Texas, 1999-00-01  
 BAILEY, Robert L. (Bunkie) (HB)  
     Bunkie, La., 1926-27  
 BAILEY, Scott (ILB)  
     LaPlace, La., 1983-84-86  
 BAIN, Maquedius (DT)  
     Ft. Lauderdale, Fla., 2014  
 BAIRD, Albert W. (Dub) (QB)  
     Shreveport, La., 1916  
 BAIRD, Joe Garnett (Red) (T)  
     Shreveport, La., 1946-47-48-49  
 BAKER, Ryan (LB)  
     Grand Ridge, Fla., 2008-09-10-11  
 BALDWIN, Bob (C)  
     Fort Worth, Texas, 1955  
 BALDWIN, Harry (G)  
     Albion, Mich., 1907  
 BALDWIN, Marvin (T)  
     Lake Charles, La., 1934-35-36  
 BALLARD, Shelton (C)  
     Bogalusa, La., 1946-47  
 BALLIS, John (LB/SNP)  
     Houston, Texas, 2016  
 BALLIS, Pete (DT)  
     Chickamaunga, Ga., 1993-94  
 BAME, Abie A. (T)  
     Toledo, Ohio, 1922  
 BANIECKI, Chad (RB)  
     Seton, Ariz., 2009  
 BANKER, Eddie (LG)  
     Jennings, La., 1966-65-66  
 BANKS, Tommy (FB)  
     West Monroe, La., 1997-98-99-00  
 BANNISTER Bobby (T)  
     Bogalusa, La., 1931-32  
 BARBAY, Roland A. (DT)  
     Chalmette, La., 1982-83-85-86  
     All-SEC 1985-86  
 BARBER, Ronald J. (Ronnie) (S)  
     Oil City, La., 1974-75-76  
 BARBIN, A. T.  
     Marksville, La., 1896  
 BARTHAM, Garnett E. (Joe) (HB)  
     Oak Ridge, La., 1925  
 BARSKDALE, Joseph (OL)  
     Detroit, Mich., 2007-08-09-10  
 BARNES, Muskingum (NG)  
     Moss Point, Miss., 1999-00-01  
 BARNES, Walter (Piggy) (T)  
     Parkersburg, W. Va., 1940-46-47  
 BARNEY, Charles (C)  
     Shreveport, La., 1943  
 BARRECA, Joseph (FB)  
     New Orleans, La., 1998  
 BARRETT, Jack (T)  
     Houston, Texas, 1940  
 BARRETT, Ty (WR)  
     Bay St. Louis, Miss., 2003  
 BARRETT, W. Jeff (E)  
     Houston, Texas, 1933-34-35  
 BARRETT, Woodrow (C)  
     San Antonio, Texas, 1940  
 BARRILLEAUX, Jim (LG)  
     Amite, La., 1968  
 BARRROW, Edward R.  
     Baton Rouge, La., 1899  
 BARRROW, Lamin (LB)  
     Marrero, La., 2010-11-12-13  
 BARTHEL, Donald R. (PK)  
     Rayville, La., 1979-80  
 BARTON, James (Jim) (LHB)  
     Marshall, Texas, 1949-50-51  
 BARTRAM, Dave (G)  
     Laurel, Miss., 1937-38-39  
 BASS, Aaron (OLB)  
     Ocala, Fla., 2010-11-12-13  
 BOOTH, Barrett (QB)  
     New Orleans, La., 1936-37-38  
 BOOTH, Billy Joe (T)  
     Minden, La., 1959-60-61  
     All-SEC 1961  
     Academic All-America, 1961  
 BOOTY, Abram (WR)  
     Shreveport, La., 1997-98-99  
 BOOTY, Josh (QB)

**BATTLE, John (DB)**  
     **Hallandale, Fla., 2015-16-17**  
 BAUER, Charles C. (HB)  
     Winnfield, La., 1907  
 BAUER, F. Ogden (E)  
     Cairo, Ill., 1937-38-39  
 BAZILE, Sterling (DT)  
     Mt. Airy, La., 1979  
 BEALE, L. S. (Rusty) (HB)  
     Baton Rouge, La., 1919-21  
 BEARD, Chris (WR)  
     Shreveport, La., 1995-96-97  
 BEARD, James (RHB)  
     Lake Providence, La., 1893-94  
 BECH, Blain (WR/HOLD)  
     Slidell, La., 2001-02-03  
 BECH, Brett (WR)  
     Slidell, La., 1992-93-94  
 BECKHAM, Odell (TB)  
     Marshall, Texas, 1990-91-92  
 BECKHAM, Odell Jr. (WR)  
     New Orleans, La., 2011-12-13  
     All-SEC 2013; All-American 2013  
 BECKWITH, Darryl (LB)  
     Baton Rouge, La., 2005-06-07-08  
 BECKWITH, Kendall (LB)  
     Clinton, La., 2013-14-15-16  
     All-SEC 2016  
 BEGUE, Dale (S)  
     Baton Rouge, La., 1983  
 BENGLIS, Jim (FB)  
     Lake Charles, La., 1970-71-72  
 BENNETT, Reldon (T)  
     Lake Village, Ark., 1941  
 BENOIT, Robert L. (Rabbit) (QB)  
     Shreveport, La., 1917-19-20  
 BENTLEY, Granville D. (QB)  
     New Orleans, La., 1903  
 BERGERON, Carroll (T)  
     Houma, La., 1958  
 BERNHARD, James (T)  
     Baton Rouge, La., 1943-44-45  
 BERNSTEIN, Dave (T)  
     New Orleans, La., 1939-40  
 BERNSTEIN, Joe (FB)  
     Elmira, N.Y., 1915-16-19  
 BERON, Phil Jr. (LG)  
     New Orleans, La., 1952-54  
 BERRY, Clint (OT)  
     Opelousas, La., 1981-82-83  
 BERTUCCI, Gerald (G)  
     New Orleans, La., 1944-45  
 BESSELMAN, Tom (OT)  
     New Orleans, La., 1970  
 BETANZOS, Juan Carlos (PK)  
     Mexico City, Mex., 1982-83-84  
     Academic All-America, 1984  
 BEVAN, George (LB)  
     Baton Rouge, La., 1966-67-69  
     All-SEC 1969; All-American 1969  
 BICE, Jamie (S)  
     Lake Charles, La., 1985-86-87-88  
 BICKNELL, Harold (OL)  
     Shreveport, La., 2004  
 BIENVENU, Greg (C)  
     Lafayette, La., 1973-74-75  
 BIRD, Leo (HB)  
     Shreveport, La., 1939-40-41  
 BISHOP, Clyde E. (SE)  
     Houston, Texas, 1981  
 BISHOP, Harold (TE)  
     Tuscaloosa, Ala., 1990-92-93  
 BLACK, Ciron (OT)  
     Tyler, Texas, 2006-07-08-09  
     All-SEC 2009  
 BLACKETTER, Gary (S)  
     Lake Charles, La., 1975-76-77  
 BLAKE, Jerry R. (OT)  
     Gretna, La., 1982  
 BLACKWELL, Will (OL)  
     West Monroe, La., 2008-09-10-11  
     All-SEC 2011; All-America 2011  
 BLAKEWOOD, Eldred G (Blake) (G)  
     Kleinwood, La., 1922-23  
 BLANCHARD, Michael (C)  
     Baton Rouge, La., 1991-92-93-94  
     Academic All-America, 1994  
 BLASS, John P. (Jay) (DE)  
     Metairie, La., 1977-78-79  
 BLUE, Alfred (RB)  
     Boutte, La., 2010-11-13  
 BOFINGER, Bill (G)  
     Baton Rouge, La., 1966-67  
 BOND, C. P. (HB)  
     1910  
 BOND, Jimmy (E)  
     Bogalusa, La., 1959  
 BOOKER, Fred (CB)  
     Hammond, La., 1997-98-99-00  
 BOOKER, John (DE)  
     Parkersburg, W.V., 1993  
 BOONE, Kadron (WR)  
     Ocala, Fla., 2010-11-12-13  
 BOOTH, Barrett (QB)  
     New Orleans, La., 1936-37-38  
 BOOTH, Billy Joe (T)  
     Minden, La., 1959-60-61  
     All-SEC 1961  
     Academic All-America, 1961  
 BOOTY, Abram (WR)  
     Shreveport, La., 1997-98-99  
 BOOTY, Josh (QB)

Shreveport, La., 1999-00  
     All-SEC 2000  
 BORDELON, Ben (OG/OT)  
     Mathews, La., 1993-94-95-96  
     All-SEC 1996  
 BORDELON, Kenny (DE)  
     New Orleans, La., 1972-73-74-75  
     All-SEC 1974-75  
 BOUDREAUX, Logan (SNP)  
     St. Amant, La., 2014  
 BOUDREAUX, Tommy (FS)  
     Montegut, La., 1980-81-82  
 BOUDREAUX, Wilfred (G-T)  
     Sunset, La., 1893  
 BOURGEOIS, Andy (E)  
     New Orleans, La., 1958-59-60  
 BOURGEOIS, Louis C., Jr. (C)  
     Franklin, La., 1921-22-23-24  
 BOURGEOIS, Rene (P)  
     Baton Rouge, La., 1988-89  
     All-SEC 1989  
 BOURQUE, Hart (HB)  
     Gonzales, La., 1958-59-60  
 BOUTTE, Doug (OT)  
     Sulphur, La., 1973-74-75  
 BOUTTE, Josh (OL)  
     New Iberia, La., 2014-15-16  
 BOUTTE, Marc (NG-DT)  
     Lake Charles, La., 1988-89-90-91  
     All-SEC 1990  
 BOWE, Dwayne (WR)  
     Miami, Fla., 2003-04-05-06  
     All-SEC 2006  
 BOWER, Tashawn (DE/OLB)  
     Somerville, N.J., 2013-14-15-16  
 BOWMAN, Drew (ILB)  
     Greenville, Tenn., 1988-89  
 BOWMAN, George, Jr. (QB-HB)  
     Hammond, La., 1932-35  
 BOWMAN, Jimmy (FL)  
     Lake Charles, La., 1984  
 BOWMAN, Sidney S. (Stinkey) (HB)  
     Hammond, La., 1929-30-31  
 BOWSER, Gregory M. (Greg) (NG)  
     Franklin, La., 1979-80-81-82  
 BOYD, Brad (TE)  
     Jennings, La., 1972-73-74  
     All-SEC 1973  
 BOYD, Danny (PK)  
     Bradenton, Fla., 1996-97-98-99  
 BOYD, Luke (WR)  
     Stafford, Va., 2014  
 BOZEMAN, Donnie (DT-DE)  
     Baton Rouge, La., 1967-68-69  
 BRADLEY, John Edmund, Jr. (C)  
     Opelousas, La., 1976-77-78-79  
     All-SEC 1979  
 BRADLEY, Josh (TE)  
     Oak Grove, La., 1993  
 BRADLEY, Richard (Dick) (RG)  
     Norristown, Pa., 1948-49  
 BRAINARD, Pete (G)  
     Artesia, N.M., 1931  
 BRANCATO, George (LHB)  
     New York, N.Y., 1952-53  
     All-SEC 1953  
 BRANCH, Matt (OL)  
     Monroe, La., 2009-10  
 BRANCH, Mel (LT)  
     DeRidder, La., 1958-59  
 BRANNON, S. W. (Red) (QB)  
     Pollock, La., 1905-06-07-09  
 BRAZELL, Bennie (WR)  
     Houston, Texas, 2002-03-04-05  
 BREAUX, Michael W. (LB)  
     Lafayette, La., 1982  
**BRENNAN, Myles (QB)**  
     **Long Beach, Miss., 2017**  
 BRIAN, Alexis (Alex) (LT)  
     Montgomery, La., 1983-84  
 BRITT, James E. (CB)  
     Minden, La., 1978-79-80-82  
     All-SEC 1982; All-America 1982  
 BROADDUS, Bryan (C)  
     Dallas, Texas, 1986  
 BROCK, Ray (C)  
     Beaverton, Ore., 1984-85-86  
 BROCKERS, Michael (DT)  
     Houston, Texas, 2010-11  
 BRONNAX, J. W. (Red) (FB-HB)  
     Bastrop, La., 1956-57-58  
 BROGAN, John E. (C)  
     New Orleans, La., 1901  
 BROGAN, Lawrence E. (G)  
     New Orleans, La., 1904  
 BROHA, Max Kent (DE)  
     New Orleans, La., 1976-78-79  
 BROMLEY, Scott (LB)  
     Pensacola, Fla., 1983-84-85-86  
 BROOKS, Kimojha (LB/DE)  
     DeRidder, La., 1992-93-94-95  
 BROOKS, Michael (OLB)  
     Ruston, La., 1983-84-85-86  
     All-SEC 1984-85; All-America 1985  
 BROOKS, Richard (Bear) (OG-OT)  
     Crowley, La., 1972-73-74  
     All-SEC 1973  
 BROOKS, Ron (DB)  
     Irving, Texas 2008-09-10-11  
**BROSSETTE, Nick (RB)**  
     **Baton Rouge, La., 2015-16-17**  
 BROUSSARD, Alley (RB)

Lafayette, La., 2003-04-06  
 BROUSSARD, Billy (QB)  
     Jennings, La., 1973-74  
 BROUSSARD, Jeffrey (SS)  
     Lake Charles, La., 1994  
 BROUSSARD, Ralph A. (HB)  
     Abbeville, La., 1893-94  
 BROWN, A. D. (Andra) (G)  
     Laurel, Miss., 1933-34-35  
 BROWN, Caswell (FB)  
     New Orleans, La., 1951  
 BROWN, E. A. (Fuzzy) (C)  
     Minden, La., 1929  
 BROWN, Gerald (Buster) (FB-P)  
     Richlands, N.C., 1964-65  
 BROWN, Harry (E)  
     Alexandria, La., 1931-32  
 BROWN, Lobdell P. (Broncho) (HB)  
     Baker, La., 1927-28-29-30  
 BROWN, Roland (HB)  
     Monroe, La., 1932-34  
 BROWN, Russell Louis (Rusty) (S)  
     Houston, Texas, 1977-78-79  
 BROWN, R. Tommy (RE)  
     Baker, La., 1949-51  
 BROWN, Samuel P. (G-T)  
     Carencro, La., 1893  
 BROWNDYKE, David (PK)  
     Dallas, Texas, 1986-87-88-89  
     All-SEC 1987-89  
 BRUE, Darryl (DT)  
     New Orleans, La., 1975  
 BRUHL, S. Kyle (NG)  
     Covington, La., 1979  
**BRUMFIELD, Garrett (OL)**  
     **Baton Rouge, La., 2015-16-17**  
 BRUNO, Phil (QB)  
     New Orleans, La., 1940  
 BRYAN, Jack (HB)  
     Starkville, Miss., 1943-44  
 BRYANT, Derrick (DB)  
     Lawrenceville, Ga., 2008-10-11  
 BRYANT, Willie (DB)  
     Ft. Walton, Fla., 1984-85-86-87  
 BUCK, Gordon (Charlie) (HB)  
     Marksville, La., 1906-07  
 BUCKELS, Carlton (CB)  
     Amite, La., 1990-91-92  
 BUCKELS, Dorsett (LB)  
     Amite, La., 2001-02-04  
 BUCKLES, William (C)  
     Memphis, Tenn., 1944  
 BULLIARD, Ed (LE)  
     Baton Rouge, La., 1950-51  
 BULLOCK, Farris (C)  
     El Dorado, Ark., 1944  
 BULLOCK, Ray (E)  
     El Dorado, Ark., 1946-47-48-49  
 BUNDY, Charles (SE)  
     Gulfport, Miss., 1965-66  
 BURAS, Leon (Buddy) (OG-OT)  
     Covington, La., 1973-74  
 BURGE, Pete (E)  
     Poplarville, Miss., 1933  
 BURKETT, Jeff (FB)  
     Laurel, Miss., 1941-42-46  
 BURKS, Michael P. (Mike) (OG)  
     Baton Rouge, La., 1979-80-81-82  
 BURKS, Shawn S. (ILB)  
     Baton Rouge, La., 1982-83-84-85  
     All-SEC 1984-85  
 BURKS, Todd (WR)  
     Denham Springs, La., 1992-94  
 BURNHAM, Jeremy (RB)  
     Baton Rouge, La., 2002  
 BURNS, Craig (S)  
     Baton Rouge, La., 1968-69-70  
     All-SEC 1970  
 BURNS, HUNTER (LB)  
     Wilmer, Ala.  
 BURNS, Matthew (QB)  
     Lake City, Fla., 1954-55-56  
 BURRELL, Cinton (S)  
     Franklin, La., 1974-75-76-78  
     All-SEC 1976  
 BUSSE, Bewrt M. (T-G)  
     Alton, Ill., 1919-20-21  
 BUSSEY, Young (HB)  
     Houston, Texas, 1937-38-39  
 BUTAUD, Tommy (DT)  
     Crowley, La., 1971-72  
 BUTLER, David (TB/S/CB)  
     Houma, La., 1992-93-95-96  
 BUTLER, W. E. (Bill) (HB)  
     Ponchatoula, La., 1929-30-31  
 BYRAM, James E. (C)  
     Bossier City, La., 1900-01  
 BYRD, Demetrius (WR)  
     Miami, Fla., 2007-08  
 BYRD, Timothy G. (QB)  
     LaPlace, La., 1981-82

**C**  
 CAGER, Waldon (FS)  
     New Orleans, La., 1981-84-85  
 CAIN, Clay (OG)  
     Sulphur, La., 1973-74  
 CAJOLEAS, Jimmy (QB)  
     New Orleans, La., 1937-38-39  
 CALAIS, Mike (MLB)

Patterson, La., 1993-94-96  
 CALHOUN, Shelby (T)  
 Bastrop, La., 1934  
 CAMBON, F. Joseph (G-T)  
 Dulac, La., 1893  
 CAMP, Ivan (C)  
 Haynesville, La., 1951-52-53-54  
 CAMPBELL, Cliff C. (Shorty) (T)  
 Liberty, Miss., 1921-22-23-24  
**CAMPBELL, Donavaughn (OL)**  
**Ponchatoula, La., 2016**  
 CAMPBELL, Edward (Bo) (LHB)  
 Shreveport, La., 1960-61-62  
 CAMPBELL, Eugene P. (E)  
 Vidalia, La., 1893  
 CAMPBELL, Irving (T)  
 Fayette, Ala., 1937-38-39  
 CAMPBELL, Raymond T. (Tommy) (C)  
 Winnfield, La., 1981-82-83-84  
 CANCIENNE, Jeff (OT)  
 Luling, La., 1991  
 CANGELOSI, Dale (CB)  
 Baton Rouge, La., 1971-72-73  
 CANNON, Billy (HB)  
 Baton Rouge, La., 1957-58-59  
 All-SEC 1958-59; All-America 1958-59  
 Heisman Trophy 1959  
 CANTRELLE, Arthur (TB)  
 Biloxi, Miss., 1969-70-71  
 All-SEC 1970-71  
 CAPONE, Warren (LB)  
 Baton Rouge, La., 1971-72-73  
 All-SEC 1972-73; All-America 1972-73  
 CAREY, Shyrone (RB)  
 New Orleans, 2002-03-04-05  
 CARLIN, Kent (C)  
 Sulphur, La., 1967  
 CARMONA, David (DT)  
 Richardson, Texas, 1994  
 CARMOUCHE, Marcus (C)  
 Lafayette, La., 1994-95  
 CARRIER, Chris (DB)  
 Eunice, La., 1984-85-86-87  
 All-SEC 1987  
 CARRIERE, Oliver P. (Ike) (QB)  
 New Orleans, La., 1923-24-25-26  
 CARROLL, Paul (T)  
 Lake Charles, La., 1935-36-37  
 CARSON, Carlos (SE)  
 West Palm Beach, Fla., 1977-78-79  
 All-SEC 1977  
 CARTER, Marcus (FL)  
 Mansfield, La., 1990-91  
**CARTER, Tory (FB)**  
**Leesburg, Ga., 2017**  
 CARTER, Xavier (WR)  
 Palm Bay, Fla., 2004-05  
 CASANOVA, Jackie (S)  
 Crowley, La., 1975-76-77  
 CASANOVA, Tommy (CB/RB)  
 Crowley, La., 1969-70-71  
 All-SEC 1969-70-71;  
 All-America 1969-70-71  
 CASCIO, Louis (LB)  
 Bossier City, La., 1969-70-71  
 CASON, Jim (HB)  
 Victoria, Texas, 1944-45-46-47  
 CASSIDY, Ed (G)  
 Bogalusa, La., 1955-56-57  
 CASSIDY, Francis (C)  
 Bogalusa, La., 1940-41  
 CASSIDY, Steve (DT)  
 Baton Rouge, La., 1972-73-74-75  
 All-SEC 1974-75  
 CASTON, Toby (ILB)  
 Monroe, La., 1983-84-85-86  
 All-SEC 1986  
 CAVIGGA, Al (G)  
 Jeanette, Pa., 1940-41-44  
 CENDOYA, Juan (ILB-OLB)  
 Miami, Fla., 1989-90-91-92  
 CHADWICK, Gene (QB)  
 Homer, La., 1941  
**CHAISSON, K'Lavon (LB)**  
**Houston, Texas, 2017**  
 CHAMBERLIN, W. Benjamin (Ben) (QB)  
 DeVall, La., 1897-98-99  
 CHAMPAGNE, Ed (T)  
 New Orleans, La., 1946  
 All-SEC 1946  
 CHAMPAGNE, Gary (LB)  
 Nederland, Texas, 1971-72-73  
 CHAMPAGNE, Todd (OLB)  
 Hammond, La., 1991  
 CHAMPAGNE, Trey (OT)  
 Covington, La., 1995-96  
 CHAMPION, Joe (OT)  
 Ferriday, La., 1986-87  
 CHANDLER, Walter B. (Teeter)  
 Shreveport, La., 1925-26  
 CHAPMAN, Stanley (DB)  
 Bay St. Louis, Miss., 1997  
 CHARK, D.J. (WR)  
 Alexandria, La., 2015-16-17  
**CHARLES, Saahdiq (OL)**  
**Jackson, Miss., 2017**  
 CHATMAN, Ricky L. (LB)  
 Winnfield, La., 1980-81-83-84  
 CHAUCER, Donnie (DB)  
 Hammond, La., 2007  
 CHAVANNE, Edmund A. M. (C)  
 Lake Charles, La., 1896-97-98-99

CHILD, Nick (DB)  
 Metairie, La., 2004  
 CHILDERS, John (CB)  
 Orlando, Fla., 1985-86-87-88  
 CHRISTIAN, Mickey (DE)  
 Magnolia, Ark., 1967-68  
 CLAIBORNE, Morris (CB)  
 Shreveport, La., 2009-10-11  
 All-SEC 2011; All-America 2011  
 Thorpe Award 2011  
 CLAITOR, Otto (C)  
 Rayne, La., 1915  
 CLAPP, Tommy (DE/OLB)  
 Gretna, La., 1984-85-86-87  
 CLAPP, William (OL)  
 New Orleans, La., 2015-16-17  
 CLARK, Blythe (G)  
 Frenchman Bayou, Ark., 1937-38  
 CLARK, Deondre (DE)  
 Oklahoma City, Okla., 2014-16-17  
 CLARK, N. Jackson (TB)  
 Baton Rouge, La., 1976  
 CLARK, Ryan (S)  
 Marrero, La., 1998-99-00-01  
 CLARK, Samuel M. D. (LE)  
 DeVall, La., 1893-94  
 CLARK, Scott (WR)  
 Oberlin, La., 1995  
 CLAUNCH, Ed (C)  
 Haynesville, La., 1943-46-47-48  
 CLAY, Jack T. (FB)  
 White Castle, La., 1924-25-29  
 CLAYTON, Michael (WR)  
 Baton Rouge, La., 2001-02-03  
 All-SEC 2003  
 CLAYTON, Terrell (WR)  
 Shreveport, La., 2006  
 CLEGG, Robert T. (Bobby) (LHB)  
 Baton Rouge, La., 1947-48  
 CLEMENT, Chase (DE/TE)  
 Thibodaux, La., 2009-10-11-12  
 CLEMONS, Shomari (LB)  
 West Monroe, La., 2008  
 CLEVELAND, Kendall (TB/FB)  
 Orange, Texas, 1995-96-97-98  
 COATES, Ray (HB)  
 New Orleans, La., 1944-45-46-47  
 COBB, Michael (T)  
 New Orleans, La., 1985  
 COCKRELL, Ross (P)  
 Clinton, La., 2003  
 COCO, Walter A. (G)  
 Marksville, La., 1898  
 COFFEE, Al (SB)  
 Baton Rouge, La., 1970-72-73  
 COFFEE, Pat (HB)  
 Minden, La., 1935-36  
 All-SEC 1936  
 COLE, F. E. (Estes) (C-G)  
 Franklin, Texas, 1929-30  
 COLE, John R. (Jack) (QB)  
 Bastrop, La., 1948-49-50  
 COLE, Mit (TE)  
 Picayune, Miss., 2004-05-06-07  
 COLEMAN, Harry (DB)  
 Baldwin, La., 2006-07-08-09  
 COLEMAN, John J. (HB)  
 New Orleans, La., 1899-1900-01-02-03  
 COLLE, Beau (LHB)  
 Pascagoula, Miss., 1963-64-65  
 COLLINS, Albin Harrell (Rip) (FB)  
 Baton Rouge, La., 1945-46-47-48  
 COLLINS, Cecil (TB)  
 Leesville, La., 1997  
 COLLINS, D. W. (Dan) (FB)  
 Shreveport, La., 1917  
 COLLINS, Jalen (DB)  
 Olive Branch, Miss., 2012-13-14  
 COLLINS, La'el (OT)  
 Baton Rouge, La., 2012-13-14  
 All-SEC 2014; Jacobs Blocking Trophy  
 2014  
 COLLINS, Ray (G)  
 Shreveport, La., 1947-48-49  
 All-SEC 1949  
 COMEAUX, Kade (OG)  
 Rayne, La., 2001  
 COMPTON, John (C)  
 Baton Rouge, La., 1999-00  
 CONN, Bobby (CB)  
 Lake Charles, La., 1975-76-77  
 CONNELL, Allen P. (T)  
 White Creek, Tenn., 1924-25-26  
 CONNELL, George M. (C-T)  
 White Creek, Tenn., 1922-25  
 CONNELLY, Edwin M. (HB)  
 Houma, La., 1904  
 CONNER, John C.  
 Monroe, La., 1894  
 CONWAY, Mike (PK)  
 Texarkana, Ark., 1975-76-77-78  
 COOK, Dave (CB)  
 Rayne, La., 1973-74-75  
 COOK, Frederick W. (Freddie) (E)  
 Houma, La., 1901  
 COOLEY, Mike (DL)  
 Satsuma, Ala., 1984-85  
 COOPER, Phillip (Chief) (G)  
 Amite, La., 1913-14-15-16  
 COPELAND, J.C. (FB)  
 LaGrange, Ga., 2011-12-13  
 COPESE, Charles (FB)

Tylertown, Miss., 1950  
 CORBELLO, John (PK)  
 Lafayette, La., 1999-00-01-02  
 CORE, Harvey (G)  
 Covington, La., 1944-45-46-47  
 CORGAN, Bill (B)  
 Sapulpa, Okla., 1943  
 CORMIER, Ken (LHB)  
 Jennings, La., 1963-64-65  
 CORMIER, Thomas (Skip) (DE)  
 Opelousas, La., 1971-72  
 COURTENAY, Jimmy (OL)  
 New Orleans, La., 2003  
 COUTEE, Todd (C)  
 Eunice, La., 1985-86-87-88  
 COX, Mickey (T)  
 Monroe, La., 1962-64  
 COYNE, Edward (Ed) (LT)  
 Bemis, Tenn., 1949-50-51-52  
 CRANFORD, Charles (FB)  
 Minden, La., 1960-61-62  
 CRAPPELL, Joey (SNP)  
 Patterson, La., 2009-10-11  
 CRASS, Bill (HB)  
 Electra, Texas, 1935-36  
 All-SEC 1935  
 CRAWFORD, John Egan (G)  
 Liberty Hill, La., 1911-12-13  
 CRAWFORD, Talvi (CB/S)  
 Orlando, Fla., 1993-95  
 CROWELL, William (NG/DT)  
 Meridian, Miss., 1991-92-93-94  
 CRUTCHFIELD, Andrew (PK)  
 Concord, N.C., 2007  
 CRUZ, Chris (DB)  
 Pensacola, Fla., 1983-84-85-86  
 CRYLER, Charles E. (OT)  
 Shreveport, La., 1981-82  
**CULP, Connor (PK)**  
**Phoenix, Ariz., 2017**  
 CUMMINGS, Chris (WR/CB)  
 Dothan, Ala., 1995-96-97-98  
 CUNNINGHAM, Ed (G)  
 Wilmington, N.C. 1937  
 CUPID, George D. (LB)  
 Vidalia, La., 1976-77-78  
 CURTIS, Arthur M. (Jeff) (E)  
 New Orleans, La., 1921  
 CURTIS, Earl L. (TE)  
 Lafayette, La., 1982-83-84  
**CUSHENBERRY III, Lloyd (OL)**  
**Geismar, La., 2017**  
 CUSIMANO, Charles (G)  
 New Orleans, La., 1945-48-49  
 CUTBIRTH Rob (DB)  
 Metairie, La., 1984-85  
 CUTRERA, Jacob (LB)  
 Lafayette, La., 2006-07-08-09

**D**  
 DABADIE, J. Levy (HB)  
 New Roads, La., 1944  
 DAIGLE, Jesse (QB)  
 Baton Rouge, La., 1990-91-92  
 DAILY, Ron (DE)  
 Houston, Texas, 1972-73-74  
 DALE, Brandon (CB)  
 Slidell, La., 1998  
 DALE, Jeffery D. (SS)  
 Winnfield, La., 1981-82-83-84  
 All-SEC 1984  
 DALFREY, Brady (P)  
 Carencro, La., 2008  
 DAMEN, Steve (SNP)  
 Baton Rouge, La., 2003  
 DAMOND, Erin (CB)  
 Bogalusa, La., 2000  
 DAMPIER, Al (FB)  
 Sicily Island, La., 1958  
 DANGERFIELD, Ed (WR)  
 Morgan City, La., 1999  
 DANIEL, Eugene Jr. (CB)  
 Baton Rouge, La., 1981-82-83  
 DANIEL, Loyd (OG)  
 Franklinton, La., 1970-71-72  
 DANIEL, Steve (G)  
 North Little Rock, Ark., 1966-67  
 DANIELS, Jessie (DB)  
 Breaux Bridge, La., 2003-04-05-06  
 DANIELS, Travis (CB)  
 Hollywood, Fla., 2003-04  
 DANTIN, Chris (TB)  
 Baton Rouge, La., 1970-71-72  
 DARK, Alvin (HB)  
 Lake Charles, La., 1942  
 All-SEC 1942  
 DARDAR, J. Ramsey (DT)  
 Cecilia, La., 1980-81-82  
 All-SEC 1982  
 DASPIT, Armand P. (HB)  
 Houma, La., 1895-96-97-98  
 DASPIT, Justin C. (HB)  
 Houma, La., 1895-96-97-98  
 DAVENPORT, Chris (OL)  
 Mansfield, La., 2012  
 DAVEY, Rohan (QB)  
 Miami, Fla., 1999-00-01  
 DAVID, Colt (PK)  
 Grapevine, Texas, 2005-06-07-08  
 All-SEC 2007-08  
 DAVIDSON, Kenny (OT/TE/DT)

Shreveport, La., 1987-88-89  
 DAVIS, Arthur (T)  
 Pine Bluff, Ark., 1944  
 DAVIS, Arthur (DE-MG)  
 Sulphur, La., 1968-69-70  
 DAVIS, Brad (TB)  
 Hammond, La., 1972-73-74  
 All-SEC 1973-74  
 Academic All-America, 1974  
 DAVIS, Cleveland (DT)  
 Baton Rouge, La., 2012  
 DAVIS, Craig (WR)  
 New Orleans, La., 2003-04-05-06  
 DAVIS, Domanick (TB)  
 Breaux Bridge, La., 1999-00-01-02  
**DAVIS, Drake (WR)**  
**Baton Rouge, La., 2016-17**  
 DAVIS, Grady (LHB)  
 Haynesville, La., 1951-52  
 DAVIS, James "Bo" (NG)  
 Mendenhall, Miss., 1990-92  
 All-SEC 1992  
 DAVIS, R. L. (Bebee) (E-T)  
 Monroe, La., 1920-21  
 DAVIS, Robert (CB)  
 Shreveport, La., 1998-99-00-01  
 DAVIS, Robert (TB)  
 Birmingham, Ala., 1992  
 DAVIS, Tommy (FB-K)  
 Shreveport, La., 1953-58  
 DAVIS, Wendell (WR)  
 Shreveport, La., 1984-85-86-87  
 All-SEC 1986-87; All-America 1986-87  
 DAWSON, Byron (NG/DT)  
 Shreveport, La., 1999-00-01-02  
 DAYE, Daryl (G)  
 Ferriday, La., 1985  
 DAYE, Donnie (HB)  
 Ferriday, La., 1958-59-60  
 DEBUSK, Tayler (DB)  
 Tupelo, Miss., 2011  
 DECKER, Andrew (OL)  
 Holland, Ohio, 2006-07  
 DeCROSTA, Bob (FB)  
 Hudson, N.Y., 1956-57  
 DeFRANK, Matt (P/PK)  
 Ft. Walton, Fla., 1984-85-86-87  
 All-SEC 1987  
**DECULUS, Austin (OL)**  
**Cypress, Texas, 2017**  
 DeLAUNAY, Louis F. (Lou) (OG)  
 Neosho, Mo., 1976-77-78  
 DeLAHOUSAYE, Colby (PK)  
 New Iberia, La., 2013-14-16  
 DeLEE, Robert E., Jr. (TE-OT)  
 Clinton, La., 1977-78-79-80  
 DELMORE, Jason (NG)  
 Gonzales, La., 1987  
**DELPIIT, Grant (S)**  
**Houston, Texas, 2017**  
 DELVESCOVO, Anthony (S)  
 Essex Falls, N.J. 1968  
 DEMARIE, John (OT)  
 Lake Charles, La., 1964-65-66  
 DEMARIE, Mike (OG)  
 Lake Charles, La., 1969-70-71  
 All-SEC 1970-71  
 DENNIS, Gordon (A)  
 Shreveport, La., 1893  
 DENNIS, Rand (S)  
 Natchitoches, La., 1972-73-74  
 DeRUTTE, Robert (S)  
 Port Neches, Texas, 1978-79  
 DESHOTEL, Robert (LB/MLB)  
 Lake Charles, La., 1991-92-93-95  
 DeSONIER, Richard (RE)  
 Morgan City, La., 1953  
 DESORMEAUX, Ronald Bill, Jr. (TE)  
 New Iberia, La., 1976  
 DESSELLE, Leo (DT)  
 New Orleans, La., 2006  
 DESSELLES, Brian (P)  
 White Castle, La., 1992  
 DETZ, David (DB)  
 Leesville, La., 2011  
 DEUTSCHMANN, Lou (RHB)  
 New Orleans, La., 1953-54  
 DeWITT, Michael E. (WS)  
 Laurel, Miss., 1983-84-85-86  
 DIARSE, John (WR)  
 Monroe, La., 2014-15  
 DIBETTA, Gawain (FB)  
 New Orleans, La., 1964-65-66  
**DICKENS, Micah (WR)**  
**Dry Prong, La., 2017**  
 DICKSON, Richard (TE)  
 Ocean Springs, Miss., 2006-07-08-09  
 DICKSON, Travis (TE)  
 Ocean Springs, Miss., 2012-13-14  
 DICKINSON, Wayne (SB-P)  
 Hattiesburg, Miss., 1970  
 DIDIER, Melvin (C)  
 Baton Rouge, La., 1944-45  
 DILDY, Gary (C)  
 Bogalusa, La., 1951-52-53-54  
**DILLON, Derrick (WR)**  
**Franklinton, La., 2016-17**  
 DIMMICK, Opie (QB-FB)  
 Shuteson, La., 1924-25-26  
 DINKLE, Gary Mitchell (Mitch) (TE)  
 Silsbee, Texas, 1974-75-76

**DIVINITY, Michael (LB)**  
**Marrero, La., 2016-17**  
 DIXON, Ricky (WR)  
 LaPlace, La., 2008  
 DODD, Andy (C)  
 Lindale, Ga., 2016  
 DODSON, Adrian (HB)  
 Columbus, Miss., 1940-41  
 DOGGETT, Al (HB-QB)  
 Homer, La., 1951-52-53-54  
 DOLL, Shane (TE)  
 Kenner, La., 1988  
 DOMINGEAUX, Joe (TE)  
 Crowley, La., 1997-99-00-01  
 DOMINGUE, Ben (C)  
 Lafayette, La., 2012  
 DOMINGUE, Rusty (LB)  
 Port Arthur, Texas, 1975-76  
 DOMINGUE, Trent (PK)  
 Mandeville, La., 2014-15  
 DONAHUE, Patrick Michael (Pat) (OG)  
 Baton Rouge, La., 1974  
 DONALDSON, Cedric (CB)  
 Jackson, Miss., 1996-97  
 All-SEC 1997  
 DONELON, Tim (OT)  
 New Orleans, La., 1999  
 DORSEY, Glenn (DT)  
 Gonzales, La., 2004-05-06-07  
 All-America 2006-07; All-SEC 2006-07  
 Outland Trophy 2006; Lombardi Award  
 2006; Nagurski Award 2006; Lott Trophy  
 2006  
 DOUCET, Early (WR)  
 St. Martinville, La., 2004-05-06-07  
 DOUSAY, Jim (TB)  
 Baton Rouge, La., 1965-66-67  
 DOW, Robert (SE)  
 Jackson, Miss., 1973-74-75-76  
 DOWNS, Josh (DT)  
 Baton Rouge, La., 2009-10-11-12  
 DOYLE, Mike (DE)  
 Houston, Texas, 1970  
 DREW, Harmon C. (G)  
 Minden, La., 1907-09  
 DRY, Ronald (RT)  
 Fairland, Okla., 1950  
 DUBROC, Gregg M. (LB)  
 New Orleans, La., 1981-82-83-84  
**DUCRE, David (FB)**  
**Slidell, La., 2016-17**  
 DUFRENE, Marty J. (C)  
 Larose, La., 1979-80  
 DUGAS, Richard (FB)  
 Lincoln, Neb., 2009-10  
 DUGAS, Robert W. (OT)  
 Luling, La., 1976-77-78  
 All-SEC 1978; All-America 1978  
 Academic All-America, 1977  
 DUHE, A. J. Adam (DT)  
 Reserve, La., 1973-74-75-76  
 All-SEC 1974-75  
 DUHE, Butch (QB)  
 New Orleans, La., 1969  
 DUHE, Craig (OT)  
 Litcher, La., 1975-76-77  
 All-SEC 1977  
 DUHON, Mike (MG)  
 Sulphur, La., 1964-65-66  
 DUHON, Steven J. (LB)  
 Opelousas, La., 1981  
 DUMAS, Bernie (E)  
 El Dorado, Ark., 1935-36-37  
 DUMAS, Jerry (E)  
 Jennings, La., 1956  
 DUNBAR, Karl (DE)  
 Opelousas, La., 1986-87-88-89  
 All-SEC 1989  
 DUNN, Lester, Jr. (FB)  
 Covington, La., 1979-81  
 DUMPHY, Robert Francis (Bo) (TE)  
 Houston, Texas, 1973-74-75  
 DUNSON, Thomas (LB)  
 Spring, Texas, 1998-99  
 DUPLANTIS, Mike (OT/OG)  
 Mathews, La., 1990-91-92  
 DUPLESSIS, Rocky (LB/S)  
 Belle Chasse, La., 2010-11-12  
 DUPONT, John M. (E)  
 Houma, La., 1911-12-13-14  
 DUPONT, Lawrence H. (Dutch) (QB-HB)  
 Houma, La., 1910-11-12-13  
 DUPRE, Malachi (WR)  
 New Orleans, La., 2014-15-16  
 DUPRE, Sam (G)  
 Baton Rouge, La., 1893-94  
 DUPUIS, Michael (OL)  
 Lafayette, La., 2002  
 DUPUY, Barrett (LB)  
 Prairieville, La., 2003  
 DURAL, Junius E. (FL)  
 Dusan, La., 1982-83  
 DURAL, Travin (WR)  
 Breaux Bridge, La., 2013-14-15-16  
 DURKEE, Todd G. (LB)  
 Lafayette, La., 1981-82-84  
 DURRETT, Bert E.  
 Arcadia, La., 1925-26-27  
 DUTTON, John G. (Pete) (E)  
 Minden, La., 1917-19-21  
 DUTTON, Thomas W. (T)  
 Minden, La., 1912-13-19

DWORACZYK, Josh (OL)  
New Iberia, La., 2008-09-10-12  
DYAKOWSKI, Peter (OL)  
Vancouver, Canada, 2005-06  
DYER, Jack (T)  
Baton Rouge, La., 1965-66-67

**E**  
EARLEY, Jim (DB)  
Jonesboro, La., 1968-69-70  
EASTMAN, Dan (T)  
New Orleans, La., 1939-40-41  
EDICK, Tommy (DB)  
Houston, Texas, 1987  
EDMONDS, Walter R. (Ray) (E)  
Lyon, N.Y., 1915-19  
EDMONSON, Arthur T. (Shorty) (HB)  
Marshall, Texas, 1921-22-23  
EDWARDS, Barrington (RB)  
Bowie, Md., 2003  
EDWARDS, Bill (G)  
Little Rock, Ark., 1940-41-42  
EDWARDS, David R. (Randy) (TE)  
Lake Charles, La., 1981  
EDWARD, Eric (TE)  
Monroe, La. 2000-01-02-03  
EDWARDS, Frank M. (Snake) (G)  
Amite, La., 1903-04-05  
EDWARDS, Lavar (DE)  
Gretna, La., 2009-10-11-12  
EDWARDS, Tyler (TE)  
Monroe, La., 2009-10-11  
EDWARDS, William E., Jr. (LB)  
Metairie, La., 1976

**EDWARDS-HELAIRE, Clyde (RB)**

**Baton Rouge, La., 2017**  
EGAN, Raymond (G)  
New Orleans, La., 1934  
EGLOFF, Jay (RB)  
Hanover, Pa., 1986-87-88-89  
ELKINS, Brent Louis (CB)  
Dallas, Texas, 1976-77-78  
ELKINS, Jimmy (OG)  
Crowley, La., 1970-71-72  
ELKINS, Zach (DB)  
Bay St. Louis, Miss., 2010  
ELKO, William (DT)  
Winder, Pa., 1981-82  
ELLEN, Don (LG)  
Monroe, La., 1963-64-65  
ELLINGTON, Eric L. (RB)  
Cincinnati, Ohio, 1980  
ELLIS, Frank (T-G)  
Covington, La., 1927-28-29  
ENSMINGER, Steve Craig (QB)  
Baton Rouge, La., 1976-77-78-79  
ERDMANN, Charles (HB)  
New Orleans, La., 1938  
ERNST, Paul (TE/LB)  
Slidell, La., 1989-90  
ESTAY, Ronnie (DT)  
LaRose, La., 1969-70-71  
All-SEC 1970-71; All-America 1971  
ESTES, Don (LT)  
Brookhaven, Miss., 1960-61-62  
ESTES, Stephen Clayton (Steve) (C)  
Port Arthur, Texas, 1974-75-76  
ESTHAY, Terry (LT)  
Lake Charles, La., 1965-66-67  
ETLING, Danny (QB)  
Terre Haute, Ind., 2016-17  
EUGENE, Jai (DB)  
St. Rose, La., 2007-08-09-10  
EUGENE, Micah (DB)  
Lafayette, La., 2012  
EVANS, Miller (G)  
Vicksburg, Miss., 1941  
EVANS, W. Morton (HB-E)  
Baton Rouge, La., 1910-11-12-13  
EWEN, Earl L. (Tubb) (FB)  
Bertrand, Neb., 1920-21-22-23  
EZELL, Billy (QB)  
Greenville, Miss., 1963-64-65

**F**  
FABACHER, Tom (DB)  
River Ridge, La., 1988-89  
FAHEY, John K. (G)  
Opelousas, La., 1903  
FAKIER, Joe (SE)  
Thibodaux, La., 1971-72-73  
FAMBROUGH, Larry (FB)  
Springhill, La., 1964-65  
FANAIIKA, Fehoko (OL)  
Sacramento, Calif., 2013-14  
FANECA, Alan (OG)  
Rosenberg, Texas, 1995-96-97  
All-SEC 1996-97; All-America 1997  
FARMER, Hermann (Red) (T)  
Shreveport, La., 1936-37-38  
**FARRELL, Neil, Jr. (DE)**  
**Mobile, Ala., 2017**  
FARRELL, William Y. (DE)  
Pompano Beach, Fla., 1978-79  
FATHERREE, Jesse L. (HB)  
Jackson, Miss., 1933-34-35  
All-SEC 1935  
FAULK, Chris (OT)  
Slidell, La., 2010-11  
FAULK, Kevin (TB)

Carencro, La., 1995-96-97-98  
All-SEC 1996-97-98; All-America 1996  
FAULK, Trev (LB)  
Lafayette, La., 1999-00-01  
All-SEC 2001  
FAVORITE, Marlon (DT)  
Harvey, La., 2005-06-07-08  
FAY, Theodore D. (Red) (FB)  
Jeanerette, La., 1923-24-25  
FAYARD, Jonny (TE)  
Marrero, La., 1992-93-94  
FEIST, Ronnie (LB)  
Edgard, La., 2012-14  
FELIO, Paul (LB)  
League City, Texas, 2010  
FENTON, George E. (Doc) (QB)  
Scranton, Pa., 1907-08-09  
**FERGUSON, Blake (SNP)**  
**Buford, Ga., 2016-17**  
FERGUSON, Commodore (T)  
Memphis, Tenn., 1937  
FERGUSON, Ego (J.R) (DT)  
Frederick, Md., 2011-12-13  
FERGUSON, Jazz (WR)  
St. Francisville, La., 2015  
FERGUSON, O. K. (FB)  
Woodville, Miss., 1955  
FERGUSON, Pleasant L. (G)  
Leesville, La., 1907  
FERGUSON, Reid (SNP)  
Buford, Ga., 2012-13-14-15  
FERRER, Steve (DT-OG)  
Metairie, La., 1973-74-75  
FIELD, Elmer (Bubba) (HB)  
Marshall, Texas, 1949  
FIELD, Jimmy (QB)  
Baton Rouge, La., 1960-61-62  
FIELDS, Schirra (WR)  
Haynesville, La., 2005  
FIFE, Robert (HB)  
Waterproof, La., 1938  
FISHER, Patrick (P)  
Hyattsville, Md., 2007  
All-SEC 2007  
FLANAGAN, H. F. (Mike) (HB)  
New Britain, Conn., 1916  
FLEMING, Walker (Goat) (E)  
Lake Charles, La., 1929-31-32  
FLOOD, Martin T (G)  
Shreveport, La., 1925  
FLOYD, J. C. (Red) (T-G)  
Jena, La., 1915-16-19  
FLUKER, H. V. (E)  
Monroe, La., 1913  
FLURRY, Bob (LE)  
Homer, La., 1960-61-62  
FLYNN, Matt (QB)  
Tyler, Texas, 2004-05-06-07  
FOBBS, Jarrett (RB)  
Shreveport, La., 2013  
FOGG, Ed (LT)  
Slidell, La., 1953-55  
FOLEY, Art (HB)  
EuFala, Okla., 1931  
FONTENOT, Ferdinand M. (FB)  
Crowley, La., 1903  
FONTENOT, Herman J. (FL)  
Beaumont, Texas, 1981-82-83-84  
FORD, Michael (RB)  
Leesville, La., 2010-11-12  
FORDHAM, Jeff (OG)  
Radnor, Pa., 1983  
FOREHAND, Sam (OT)  
Ocean Springs, Miss., 1999  
FORET, John (OT)  
Lake Charles, La., 1971-72  
FORET, Lynn (C)  
Lake Charles, La., 1970  
FORGEY, Charles W. M. (FB)  
Berwick, La., 1923  
FORTIER, Bill (T)  
Jackson, Miss., 1966-67-68  
All-SEC 1968  
FOSTER, Larry (WR)  
Harvey, La., 1996-97-98  
FOTT, Russ (LG)  
Ravenna, Ohio, 1946-47  
FOURMY, James M. (QB)  
Franklin, La., 1903-04  
FOURNET, Emile (G)  
Bogalusa, La., 1958-59  
FOURNET, John B. (G)  
St. Martinville, La., 1917-19  
FOURNET, Sidney (LG)  
Bogalusa, La., 1951-52-53-54  
All-SEC 1953-54; All-America 1954  
**FOURNETTE, Lanard (RB)**  
**New Orleans, La., 2016-17**  
FOURNETTE, Leonard (RB)  
New Orleans, La., 2014-15-16  
All-America 2015; All-SEC 2015  
FOYIL, Ace (LB)  
Mandeville, La., 2008-09  
FRANCIS, Daniel (DB)  
Port Barre, La., 2003-04-05-06  
FRANCIS, Harrison (FB)  
Franklin, La., 1975-76  
FRANCIS, Jerome N. (DE)  
Sulphur, La., 1979  
FRANCOIS, Stefon (DB/LB)  
Reserve, La., 2009-10-11  
FRANKLIN, Jake (TE)

New Bern, N.C., 2014  
FRANKLIN, Kevin (TB/WR)  
Baton Rouge, La., 1993-94  
FRAYER, Jack (T)  
Toledo, Ohio, 1958-59  
FRAZIER, Tyrone (WR)  
Shreveport, La., 1996  
FREEMAN, G. A. (Nubs) (G-E)  
Natchitoches, La., 1927  
FREEMAN, G. Chester (RHB)  
Baton Rouge, La., 1949-50-51  
FREY, Ignatius (FB)  
New Orleans, La., 1941  
FRIEND, Ben (T)  
Gulfport, Miss., 1936-37-38  
FRIGO, Christopher P. (G)  
New Orleans, La., 1985-86  
FRITCHIE, John A. (LB)  
Baton Rouge, La., 1980-81-82-83  
FRIZZELL, Thos. N. (Tommy) (LB)  
Athens, Texas, 1978-79  
FROECHTENICHT, W. H. (E)  
Blue Point, N.Y., 1939  
FRUGE, Seth (LB/HOLD/ST)  
Welsh, La., 2010-11-12-13  
FRYE, Barton (CB)  
Baton Rouge, La., 1966-67-68  
FRYE, Lloyd (LB)  
Baton Rouge, La., 1969-70-71  
FUCHS, George (G)  
New Orleans, La., 1899-1900-01  
FUGLER, Max (C)  
Ferriday, La., 1957-58-59  
All-SEC 1958; All-America 1958  
FULKERSON, Jack (E)  
Hope, Ark., 1940-41-42  
FULLER, Eddie (TB)  
Leesville, La., 1986-87-88-89  
All-SEC 1988  
FULLER, Vincent (DB/TB)  
Leesville, La., 1988-90-91-92  
**FULTON, Kristian (CB)**  
**Metairie, La., 2016**  
FUSSELL, Tommy (RT)  
Baton Rouge, La., 1964-65-66

**G**  
GAGE, Russell (WR)  
Baton Rouge, La., 2016-17  
GAINEY, Jim (DE)  
Hammond, La., 1971-72  
GAINEY, Tom (DB)  
Hammond, La., 1974  
GAJAN, Howard L. (Hokie) (TB)  
Baton Rouge, La., 1977-78-79-80  
GAMBLE, Cameron (PK)  
Flower Mound, Texas, 2014-15-16-17  
GAMBLE, Harry P. (E)  
Natchitoches, La., 1894-95  
GAMBRELL, Michael J. (C)  
Slidell, La., 1980-81-82-83  
GANDY, Marshall H. (Cap) (T)  
Negreet, La., 1906-07-08  
GARDNER, Dennis (OG)  
Crowley, La., 1975-76  
GARDNER, Jim W. (E)  
Minden, La., 1956-57  
GARLAND, Joseph M. (G-T)  
Opelousas, La., 1900  
GARLINGTON, John (DE)  
Jonesboro, La., 1965-66-67  
All-SEC 1966-67; All-America 1967

**GARNETT, Layton (LB)**  
**West Monroe, La., 2017**  
GARRETT, Mike (TB-WR)  
The Woodlands, Texas, 1989-90-91-92  
GARY, Dexter (LG)  
Kaplan, La., 1960-61  
GATES, Jack (RE)  
Lake Charles, La., 1960-61-62  
GATLIN, Monte (LB)  
Magnolia, Miss., 1996  
GATTO, Eddie (T)  
New Orleans, La., 1936-37-38  
All-SEC 1937-38  
GAUBATZ, Dennis (LB)  
West Columbia, Texas, 1960-61-62  
All-SEC 1962  
GAUDET, Ryan (PK)  
New Orleans, La., 2003-04-06  
GAUDET, Sean (PK)  
New Orleans, La., 2007  
GAUTREUX, Russell (FB)  
Baton Rouge, La., 1952-53  
GAY, Randall (DB)  
Brusly, La., 2001-02-03  
GAYDEN, George L. (Hack) (E)  
Gurley, La., 1926  
GAYLE, Edwin F. (HB)  
Legonier, La., 1893  
GIACONE, Joe (HB)  
Bogalusa, La., 1941-42  
GIAMBELLUCA, Gino (WR)  
New Orleans, La., 2003-04  
GIANELLONI, Vivian J. (G)  
Baton Rouge, La., 1939-40  
GIBBS, Corey (P)  
Baton Rouge, La., 1998-99  
GILBERT, Jimmy (QB-DB-TB)  
Bastrop, La., 1967-68-69  
GILL, Audis (HB)

New Orleans, La., 1945  
GILL, Reuben O. (Rube) (HB-E)  
Ruston, La., 1907-08-09  
GILLYARD, James (OLB/DE)  
Shreveport, La., 1992-93-94-95  
GILMORE, Greg (DT/NT)  
Hope Mills, N.C., 2015-16-17  
GIOVANNI, Charles (Tony) (G)  
Lake Charles, La., 1930-31  
GIRON, Derrick (S)  
Port Arthur, Texas, 1988  
GLADDEN, Sterling W. (Buck) (HB)  
Alexandria, La., 1919  
GLAMP, Joe (HB)  
Mt. Pleasant, Pa., 1942  
GODCHAUX, Davon (DT/DE)  
Plaquemine, La., 2014-15-16  
GODCHAUX, Frank A. (QB)  
Baton Rouge, La., 1997  
GODFREY, Frank (C)  
Pascagoula, Miss., 1989-90-91-92  
GODFREY, Lola T. (Babe) (QB)  
Willington, Texas, 1925-26-27  
**GONSOLIN, Jack (PK)**  
**Baton Rouge, La., 2017**  
GONZALES, Vincent (Vince) (LHB)  
New Orleans, La., 1952-53-54-55  
GOODE, Burton (E)  
DeQuincy, La., 1943  
GOODRUM, James F. (G)  
Mathews, La., 1985  
GORDON, Dillon (TE)  
River Ridge, La., 2012-13-14-15  
GORDON, Keron (DB)  
Tampa, Fla., 2003-04-05-06  
GORE, Gary C. (Curt) (OG)  
Fairhope, Ala., 1982-83-84-85  
All-SEC 1985  
GOREE, J. W. (G)  
Haynesville, La., 1938-39-40  
All-SEC 1938-39  
GORHAM, Edwin S. (E)  
Lake Charles, La., 1899-1900-01  
GORINSKI, Walter (FB)  
Mutual, Pa., 1940-41-42  
GORMLEY, Jack (E)  
Tyler, Texas, 1936-37-38  
GORMLEY, Richard (C)  
Tyler, Texas, 1936-37-38  
GOSSERAND, M. L. (Goose) (FB)  
New Roads, La., 1910-11-12  
GOURRIER, Samuel A. (QB-HB)  
Baton Rouge, La., 1896  
GRAFF, Daniel (DB)  
Metairie, La., 2008-09-10  
GRAHAM, Durwood (C)  
Vicksburg, Miss., 1955-56  
GRANIER, Richard (C)  
St. James, La., 1963-64  
All-SEC 1964  
GRAVES, Solomon "Sol" (QB)  
Monroe, La., 1990  
GRAVES, White (LHB)  
Crystal Springs, Miss., 1962-63-64  
GRAY, Dale (LHB)  
El Dorado, Ark., 1946-47-48  
GRAY, Willie (DT)  
New Orleans, La., 1999  
GREEN, Chris (ILB/SS)  
Hahnville, La., 1994-97  
GREEN, Howard (DT)  
Donaldsonville, La. 2000-01  
GREEN, Jarvis (DE)  
Donaldsonville, La., 1998-99-00-01  
GREEN, Jason (LB)  
Donaldsonville, La., 1999  
GREEN, Robby (S)  
Gretna, La., 1989-90-91  
GREEN, Skyler (WR/RS)  
Westwego, La., 2002-03-04-05  
All-SEC 2005; All-America 2003, 2005  
GREEN, V. E. (Chick) (FB)  
DeRidder, La., 1914  
GREEN, Winfred C. (Poss) (HB)  
DeRidder, La., 1913-14-15-16  
GREENWOOD, Bobby (C)  
Lake Charles, La., 1958-59  
GREER, Ed (QB)  
Minden, La., 1964  
GREMILLION, F. V. (T)  
1899-1900  
GREVEMBERG, Albert (T)  
Savannah, Ga., 1927  
GREVEMBERG, Joseph H. (E)  
Savannah, Ga., 1926-27  
GREZZAFFI, Sammy (S)  
New Roads, La., 1965-66-67  
All-SEC 1967  
GRIFFIN, Benny (LB)  
Baton Rouge, La., 1965-66-67  
GRIFFIN, John (K)  
Gloster, Miss., 1987  
GRIFFITH, Brian (P)  
Memphis, Tenn., 1988-89-90-91  
GRIFFITH, Carroll (HB-QB)  
N. Little Rock, Ark., 1943-47-48-49  
GRIFFITH, J. H. (John) (E)  
Jackson, Mich., 1905  
GRIVOT, Maurice  
New Orleans, La., 1894  
GROS, Earl (FB)  
Houma, La., 1959-60-61

**GROWDEN, Josh (P)**  
**Sydney, Australia, 2016-17**  
GUENO, Albert J. (E)  
Crowley, La., 1901-02-03  
GUERIN, Andre (FB)  
Lafayette, La., 1994  
GUGLIEMO, Al (RE)  
Lutcher, La., 1951-52-53  
GUICE, Derrius (RB)  
Baton Rouge, La., 2015-16-17  
All-SEC 2016; All-America 2016  
GUIDRY, J. W. (T)  
Opelousas, La., 1901-02-03  
GUIDRY, Kevin (DB)  
Lake Charles, La., 1984-85-86-87  
GUIDRY, Mickey J. (QB)  
Gretna, La., 1985-86-87-88  
GUILLOT, Jerry (RG)  
Thibodaux, La., 1966-67-68  
GUILLOT, Rodney (T)  
Baton Rouge, La., 1960-62  
GUILLOT, Rodney (Monk) (RG)  
New Orleans, La., 1959-60-61  
All-SEC 1961  
GUILLOT, Stephen Roch (Rocky) (C)  
Shreveport, La., 1976-77-78  
GUNN, Orlando (RB)  
Harker Heights, Texas, 2009  
GUNNELS, William D., Jr. (DE)  
Hahnville, La., 1977

**H**  
HABERT, Ed (RG)  
Vicksburg, Miss. 1960-61-62  
HAUGE, Perry G. (QB-HB)  
Baton Rouge, La., 1919-20  
HAINS, Donald (DL)  
Diamondhead, Miss., 2008  
HAIRSTON, James (PK)  
Dallas, Texas, 2011-12-13  
HALEY, Otis (B)  
Tyler, Texas, 1943  
HALIBURTON, Ronnie (TE)  
Port Arthur, Texas, 1986-87-88-89  
HALL, Fred (Skinny) (E-T-G)  
Haynesville, La., 1941-42-46  
HALL, J. O. (Doc) (E)  
Lake Charles, La., 1909-10-11-12  
HALL, Marc (DL)  
Patterson, La., 1984  
HAMIC, Garland (Buddy) (FB)  
Crowley, La., 1961-62-63  
HAMIC, Jimmy (RG)  
Crowley, La., 1965-66  
HAMILTON, Andy (SB)  
Ruston, La., 1969-70-71  
All-SEC 1971  
HAMILTON, W. J. (QB)  
Winnfield, La., 1907  
HAMLETT, Bob (TE)  
Bossier City, La., 1966-67-68  
HAMMOND, M. R. (Bull) (HB-FB)  
Jennings, La., 1910-11  
HANDY, Beverly B. (Spaghettini) (QB)  
Monroe, La., 1907  
HANKTON, Furrell (F-B)  
New Orleans, La., 1996-97  
HANLEY, William B. (Red) (G-T)  
Crowley, La., 1919  
HARDING, Ian (WR)  
New Orleans, La., 2010  
HARDNETT, Jarrett (LB)  
Baton Rouge, La., 2013  
HARE, Derik K. (WR)  
Milton, Fla. 1985  
HARGETT, Dan (LG)  
Lafayette, La., 1960-61  
HARMON, Rudy (LB)  
Beaumont, Texas, 1987-88  
HARR, James F.  
Bonita, La., 1896  
HARPER, Jordan (DE)  
New Orleans, La., 2016  
HARRELL, John F., Jr. (OT)  
Alexandria, La., 1982-83-84  
HARRELL, Louis (Tee-Tee) (QB)  
Baton Rouge, La., 1929  
HARRIS, Bill (LT)  
Bossier City, La., 1953  
HARRIS, Brandon (QB)  
Bossier City, La., 2014-15-16  
HARRIS, Clinton (Bo) (LB)  
Shreveport, La., 1972-73-74  
All-SEC 1973  
HARRIS, L. B. (T)  
Denham Springs, La., 1904  
HARRIS, Leonard (DT)  
Baton Rouge, La., 1989-90  
HARRIS, Mickey (RB)  
Mandeville, La., 1984-85-86-87  
HARRIS, Sulcer (HB)  
Baton Rouge, La., 1941-42  
**HARRIS, Todd, Jr. (S)**  
**Ponchatoula, La., 2017**  
HARRIS, Wendell (HB)  
Baton Rouge, La., 1959-60-61  
All-SEC 1961  
HARRISON, Pollard E. (E)  
Colfax, La., 1913  
HARTLEY, Hugh (T-HB)  
Marksville, La., 1906

HARTLEY, Joe (T)  
St. Petersburg, Fla., 1943-44  
All-SEC 1943

HATCH, Andrew (QB)  
Henderson, Nev., 2008

HATCHER, George R. (E)  
Clinton, La., 1927

HATCHER, Karnell (DB)  
Delray Beach, Fla., 2008-09-10-11

HAWKINS, Chris (DB)  
Walker, La., 2006-07-08-09

HAWKINS, Jerald (OT)  
Baldwin, La., 2013-14-15

HAYNES, Everette H. (HincKley) (HB)  
Lineville, Ala., 1925-26-27

HAYNES, Fred (QB)  
Minden, La., 1966-67-68

HAYNES, George (LHB)  
Clinton, La., 1963-64-66

HAZARD, John (DT)  
Metairie, La., 1983-84-85-86  
All-SEC 1986

HAZARD, Nicky (LB)  
Metairie, La., 1984-85-86-87

HEALD, Russell (OT)  
Texas City, Texas, 1971-72-73

HEARD, Holley (RT)  
Haynesville, La., 1942-47

HEARD, T. J. (Fatty) (G)  
Marksville, La., 1904-05

HEBERT, Arthur W. (Doc) (G)  
Alexandria, La., 1916-17

HEBERT, Kory (TE)  
Lafayette, La., 2004

HEBERT, Mike (OLB)  
New Orleans, La., 1986-87-88

HEBERT, Ryan (OG)  
Baton Rouge, La., 1998

HEBERT, Trent (DB)  
Cecilia, La., 2011

HEBERT, T-Bob (OG/C)  
Norcross, Ga., 2008-09-10-11

HEDGES, Lee (QB)  
Shreveport, La., 1949-50-51

HELM, Newton C. (Dirty) (E)  
Bunkie, La., 1919-20-21-22

HELMS, Brett (C-OG)  
Stuttgart, Ark., 2005-06-07-08

HELMS, Lee (HB)  
Holmwood, La., 1926

HELSCHEER, Harold (HB)  
New Orleans, La., 1941

HELTON, Derek (P)  
Hoyt, Kan., 2009-10

HELVESTON, Osborn (Butch) (G)  
Biloxi, Miss., 1933-34-35

HEMPHILL, Don (E)  
Bogalusa, La., 1945-46-47

HEMPHILL, Fred Bruce (SE)  
Sulphur, La., 1974-75-76

HENDERSON, Devery (RB/WR)  
Opelousas, La., 2000-01-02-03

HENDRICK, Bruce (QB)  
Birmingham, Ala., 1938

HENDRIX, Billy R. (E)  
Rayville, La., 1956-57-58  
All-SEC 1958

HENDRIX, Billy R., Jr. (NG)  
Bunkie, La., 1981-83-84

HENDRIX, John A. (Johnnie) (HB)  
Olla, La., 1928-29-30

HENDRIX, Seid W. (QB)  
Baton Rouge, La., 1922

HENRIQUEZ, George (DE/NG)  
New Orleans, La., 1984-85-86-87

HENRY, Pat (CB)  
New Orleans, La., 1994

HENRY, Reshaud (RB)  
Ponchatoula, La., 2016-17

HENRY, Thomas J. (HB-FB)  
Alton, Ill., 1916

HENSLEY, James Craig (LB)  
Lake Charles, La., 1976-77-78

HERCULES, Greg (DB)  
Palatine, Ill., 2004

HEREFORD, Robert M. (T)  
Lake Charles, La., 1920-21

HERGET, George Caldwell (Warm-Up) (E)  
Baton Rouge, La., 1925-26

HERNANDEZ, Jude B. (FB)  
Baton Rouge, La., 1978-79-80-81

HEROMAN, Alfred (LHB)  
Baton Rouge, La., 1946-47-48

HERPIN, Joseph O. (E)  
Lafayette, La., 1899-1901

HERRINGTON, James (G)  
Lake Providence, La., 1944

HERRON, Frank (DT)  
Memphis, Tenn., 2015-16-17

HESTER, Jacob (FB)  
Shreveport, La., 2004-05-06-07

HEWETT, Lem F. (E)  
Lexington, Neb., 1920

HEWITT, Mike (OLB/DE)  
Sidell, La., 1990-91-92-93

HIGHSMITH, Ali (LB)  
Miami, Fla., 2004-05-06-07  
All-SEC 2007

HIGHTOWER, Gerald (HB)  
Arcadia, La., 1939-40-41

HILL, Chris (TE/WR)  
Mansfield, La., 1992-93-94-95

HILL, Eric D. (OLB)  
Galveston, Texas, 1985-86-87-88  
All-SEC 1988

HILL, Greg (S)  
Mansfield, La., 1995-96

HILL, Jamal (LB)  
Mercer Island, Wash., 1998

HILL, Jeremy (RB)  
Baton Rouge, La., 2012-13  
All-SEC 2013

HILL, Jerry D. (LB)  
Midwest City, Okla., 1978-79

HILL, Marquise (DE)  
New Orleans, La., 2001-02-03

HILL, Melvin (QB/FB)  
Mansfield, La., 1994-95-97

HILL, Raion (S)  
New Orleans, La., 1996-97-98

HILL, Terry (LB)  
Baton Rouge, La., 1973-74-75

HILLIARD, Dalton (TB)  
Patterson, La., 1982-83-84-85  
All-SEC 1982-84-85

HILLIARD, Ivory (SS/FS)  
Patterson, La., 1991-92-93-94

HILLIARD, Kenny (RB)  
Patterson, La., 2011-12-13-14

HILLMAN, Mike (QB)  
Lockport, La., 1967-68-69

HILLMAN, William A. (G)  
Minden, La., 1906-07-08-09

HIMES, Levi A. (Lee) (QB)  
Baton Rouge, La., 1906-07-08-09

HINTON, Lora (TB-RB)  
Chesapeake, Va., 1973-74-75

HITT, Lyle (OL)  
Baton Rouge, La., 2007-08-09

HOBLEY, Liffort W. (FS)  
Shreveport, La., 1980-82-83-84  
All-SEC 1983-84

HODGE, Abner A.  
Natchez, Miss., 1894

HODGES, Harry (C)  
Baton Rouge, La., 1954-55

HODGES, Paris (OT)  
Vacaville, Calif., 2006

HODGINS, Leo M. (TE)  
Metairie, La., 1976

HODGINS, Norman (DB-SB)  
Metairie, La., 1971-72-73

HODSON, Tommy (QB)  
Mathews, La., 1986-87-88-89  
All-SEC 1986-87-88-89

HOGAN, BILL (QB-C)  
Laurel, Miss., 1939-40-41

HOLDEN, T. D. (E)  
Picayune, Miss., 1929-30

HOLLAND, Pershing (G-E)  
Plain Dealing, La., 1941-42

HOLLAND, Woodrow (E)  
Plain Dealing, La., 1942

HOLLIDAY, Trindon (RS/RB)  
Zachary, La., 2006-07-08-09

HOLLIS, Kenneth (LB)  
Adamsville, Ala., 2004-05

HOLMES, Kavahra (DB)  
Breaux Bridge, La., 2012

HOLSTEIN, Scott (P)  
Baton Rouge, La., 1993

HOLT, Glenn (WR)  
Miami, Fla., 1984-85

HOOKFIN, Demetrius (CB)  
Kentwood, La., 1999-00-01-02

HORNE, Frank (RT)  
Fayette, La., 1952

HOUSTON, Tony (DB)  
Ruston, La., 1987-88-89

HOVER, Allen (T)  
Memphis, Tenn., 1948-49-50  
All-SEC 1949

HOWARD, Casey (SS/FS)  
Stonewall, La., 1993-94-95-96

HOWARD, Dennis (D.J.) (P/PK)  
Baton Rouge, La., 2011

HOWARD, Jamie (QB)  
Lafayette, La., 1992-93-94-95

HOWARD, Tommy (OLB)  
Columbus, Mo., 1983-85-86

HOWELL, Robert C. (E)  
Wilcox, La., 1903

HOWELL, Roland B. (Billiken) (QB)  
Thibodaux, La., 1909-11

HOWELL, William C. (E)  
St. Francisville, La., 1897

HUBBELL, Michael R. (Mickey) (SB)  
Metairie, La., 1978

HUBICZ, Jim (OT/OG)  
Sharon, Pa., 1986-87-88-89

HUCKLEBRIDGE, Robbie (LG)  
Bossier City, La., 1961-62-63  
All-SEC 1963

HUERKAMP, Matt (PK)  
Shalimar, Fla., 1992

HUEY, James M.  
Ruston, La., 1893

HUFFMAN, Alva S. (Brute) (T)  
DeRidder, La., 1926-27-28

HUFFMAN, Ryan (QB/FS)  
Houston, Texas, 1992-93

HUGHES, Clyde B. (Red) (T)  
Baton Rouge, La., 1921-23

HUMBLE, John (C)  
Monroe, La., 1944

HUNSICKER, George R. (E)  
Shreveport, La., 1905

HUNT, Jack (WR/FS)  
Ruston, La., 2000-01-02-03

HUNT, Ralph (T)  
Shreveport, La., 1943

HUNTER, Danielle (DE)  
Katy, Texas, 2012-13-14

HUNTER, Guy N.  
Waterproof, La., 1894

HUNTER, Louis T.  
Waterproof, La., 1894

HUNTER, Robert (LE)  
Los Angeles, Cal., 1950

HURD, Roy  
Covington, La., 1967

HURLEY, Brandon (FB/OL)  
Monroe, La., 2002-03

HURST, Alex (OG/OT)  
Bartlett, Tenn., 2009-10-11  
All-SEC 2011

HUTCHINSON, Roger (OT)  
Gonzales, La., 1988-89

HUTCHINSON, Thos. C. (Chris) (CB)  
Monroe, La., 1981

HUYCK, Phillip P. (G)  
Baton Rouge, La., 1895-96-97-99

IPPOLITO, Mark A. (LB)  
New Orleans, La., 1978-79

INDEST, Adalphe (G)  
New Orleans, La., 1944

**INGRAM, Ed (OL)  
DeSoTo, Texas, 2017**

IVES, Clarence A. (Fatty) (HB)  
Baton Rouge, La., 1917-19-20-21

JACKSON, Alcender (OT/OG)  
Moss Point, Miss., 1997-98-99

JACKSON, Augustus W. (Gus) (FB)  
LeCompte, La., 1922-23-24

JACKSON, Chevis (CB)  
Mobile, Ala., 2004-05-06-07  
All-SEC 2007

JACKSON, Chris (PK)  
River Ridge, La., 2003-04-05-06

JACKSON, Dalton (Rusty) (PK)  
Chato, Ala., 1972-73-74  
All-SEC 1972

JACKSON, Donte (DB)  
Metairie, La., 2015-16-17

JACKSON, Gregory A. (S)  
Miami, Fla., 1985-86-87-88  
All-SEC 1988; All-America 1988

JACKSON, R.J. (WR)  
Houston, Texas, 2007-08-09

JACKSON, Steve Loran (S)  
Chato, Ala., 1974-75-76

JACKSON, Tyson (DE)  
Edgard, La., 2005-06-07-08

JACOB, Wesley (FL)  
Crowley, La., 1989-90-91-92

JACQUET, James (TB)  
St. Martinville, La., 1991

JAMES, Albert (S)  
Covington, La., 1940-41

JAMES, Bradie (LB)  
West Monroe, La., 1999-00-01-02  
All-SEC 2001-02; All-America 2002

JAMES, Clint (DE)  
New Orleans, La., 1986-87-88-89

JAMES, Damien (FS/CB)  
Carceno, La., 1999-00-01

JAMES, Garry M. (TB)  
Gretna, La., 1982-83-84-85  
All-SEC 1985

JAMES, Tory (WR/CB)  
Marrero, La., 1992-93-94-95

JANNECK, Carl (G)  
New Orleans, La., 1943-44  
All-SEC 1943

JASPER, Josh (PK)  
Memphis, Tenn., 2007-08-09-10  
All-SEC 2010; All-America 2010

JAUBERT, Jack (C)  
Lafayette, La., 1969-70-71

JARRELL, Chris (CB)  
Baton Rouge, La., 1995

JEAN BATISTE, Garland (FB)  
St. Martinville, La., 1983-84-85-86

JEAN-FRANCOIS, Ricky (DL)  
Miami, Fla., 2006-07-08

JEFFERSON, Jordan (QB)  
St. Rose, La., 2008-09-10-11

**JEFFERSON, Justin (WR)  
Destrehan, La., 2017**

JEFFERSON, Norman (S)  
Marrero, La., 1983-84-85-86  
All-SEC 1985

JEFFERSON, Rickey (DB)  
St. Rose, La., 2013-14-15-16

JENKINS, Brian (TE)  
Palestine, Texas, 1990

JENKINS, Darryl (QB)  
Franklinton, La., 1958-59-60

JENKINS, Harry (E)  
Crowley, La., 1904

JENKINS, Kerry (OT)  
Tuscaloosa, Ala., 1994

JENKINS, Marvin (QB)  
Tupelo, Miss., 1939-4

JENNINGS, Anthony (QB)  
Marietta, Ga., 2013-14-15

JENNINGS, Joe Patrick (DE)  
Baker, La., 1974-75-76

JETER, Colin (TE)  
Longview, Texas, 2014-15-16

JETER, Ronald (G)  
Ferriday, La., 1965-66-67

JEFFRION, A. Bush (HB)  
LeCompte, La., 1904-05

JOHNS, Josh (LB)  
Baton Rouge, La., 2011

JOHNS, Levi (Chuck) (LHB)  
Rayville, La., 1953-54-55

JOHNSON, Anthony (DT)  
New Orleans, La., 2011-12-13  
All-SEC 2013

JOHNSON, Brian (OL)  
Tallahassee, Fla., 2003-04-05-06

JOHNSON, Charles (E)  
Conroe, Texas, 1938-39-40

JOHNSON, Dennis (DT)  
Amory, Miss., 2009-10-11

JOHNSON, Edwin (LB)  
Baton Rouge, La., 2012

JOHNSON, Herman (OL)  
Olla, La., 2005-06-07-08  
All-SEC 2007-08; All-America 2008

JOHNSON, Jay (TB)  
Waco, Texas, 1992-93

JOHNSON, LaVar (WR)  
Galena Park, Texas 2000-01

JOHNSON, Melvin F. (HB)  
Lake Charles, La., 1912

JOHNSON, Michael K. (LB)  
Franklin, La., 1970

JOHNSON, Mike (LB)  
Baton Rouge, La., 1984-85

JOHNSON, Phil (C)  
Shreveport, La., 1965-66

JOHNSON, Ray L. (C)  
Electra, Texas, 1932

JOHNSON, Tremaine (LB)  
Galena Park, Texas, 2005-06-07-08

JOHNSON, Tyrone (WR)  
New Orleans, La., 2015

JOHNSON, Quinn (FB)  
Edgard, La., 2006-07-08

JOHNSON, William C. (OT)  
Athens, Texas, 1976-77-78

JOHNSTON, Craig (OT)  
Crosby, Texas, 1990

JOHNSTON, David R. (PK)  
Tempe, Ariz., 1980-81

JOHNSTON, Jerry (HB)  
Waynesboro, Miss., 1956

JOHNSTON, Mark A. (FL)  
Rayville, La., 1981-82

JOHNSTON, Ronnie (HB)  
Bastrop, La., 1956

JOINER, Timothy L. (LB)  
Baton Rouge, La., 1980-81-82

JONES, A-trey-U (DT)  
Tickfaw, La., 2013

JONES, Benjamin M. (Ben) (SE)  
Ruston, La., 1972-73-74

JONES, Bertram H. (Bert) (QB)  
Ruston, La., 1970-71-72  
All-SEC 1972; All-America 1972

JONES, Carroll (HB)  
Ruston, La., 1941

JONES, Chad (DB)  
New Orleans, La., 2007-08-09

JONES, David (DB)  
West Monroe, La., 1966-67

JONES, David (TE)  
Silver Springs, Md., 2002-03-04-05

JONES, Deion (LB)  
New Orleans, La., 2012-13-14-15

JONES, Donnie (P)  
Baton Rouge, La., 2000-01-02-03

JONES, Jarvis (OT)  
Rosenburg, Texas, 2007

**JONES, Justin (RB)  
Dallas, Texas, 2017**

JONES, Keith E. (G)  
Winfield, La., 1915-16-17

JONES, Larry (C)  
Little Rock, Ark., 1953-54

JONES, LeRoid E. (FB)  
Baton Rouge, La., 1977-80

JONES, LeRoyal A. (CB)  
Baton Rouge, La., 1977, 1980

JONES, Melvin (FB)  
Lake Charles, La., 2013

JONES, Mike (OG)  
Shreveport, La., 1975

JONES, Norwood (Chubby) (C)  
Lake Providence, La., 1927-28-29

JONES, Phelon (DB)  
Mobile, Ala., 2008

JONES, Richard (SE)  
West Monroe, La., 1965-66

JONES, Tahj (LB)  
Sulphur, La., 2010-11-12-13

JONES, Victor T. (RB)  
Zachary, La., 1985-87-88-89

JONES, William A. "Dub" (HB)  
Ruston, La., 1942

JORDAN, Jeff (G)  
Baton Rouge, La., 1985

JORDAN, Shawn (FB)  
El Paso, Texas, 2005-06-07

JOSEPH, Jerry (DB)  
Baton Rouge, La., 1964-65-66

JOSEPH, Mitch (TE)  
New Iberia, La., 2008-09-10-11

JOSEPH, Sammy (DB)  
New Orleans, La., 2005-06

**K**

KAFFIE, Leopold (C)  
Natchitoches, La., 1897-98

KAHLDEN, Larry (G)  
Weimar, Texas, 1956-57-58

KAISER, Bradley (OT)  
New Orleans, La., 1975

KALL, Emile (LT)  
McComb, Miss., 1952

KARAPHILLIS, John M. (S)  
Tarpon Springs, Fla., 1976

KAVANAUGH, Ken, Sr. (E)  
Little Rock, Ark., 1937-38-39  
All-SEC 1938-39; All-America 1939

KAVANAUGH, Ken, Jr. (SE)  
Ft. Washington, Pa., 1969-70-71

KEIGLEY, Gerald (SB-SE)  
Greenville, Miss., 1970-71-72  
All-SEC 1972

KEEHN, Jamie (P)  
Queensland, Australia, 2012-13-14-15

KELLER, Joe L. (HB)  
Reserve, La., 1930-31-32

KELLUM, Bill (E)  
Haynesville, La., 1945

KELLY, Angus H. (E)  
Colfax, La., 1906

KELLY, Charlie (RT)  
Natchez, Miss., 1951

KENDRICK, Herbert (T)  
Homer, La., 1939-40-41

KENDRICK, Robert (Bob) (FB)  
Homer, La., 1939

KENNEDY, Ralph M. (HB)  
Los Angeles, Calif., 1901-02-03

KENNISON, Eddie (WR)  
Lake Charles, La., 1993-94-95  
All-SEC 1995

KENT, Gerry (CB)  
Jackson, Miss., 1966-67-68  
All-SEC 1968

KENT, John (C)  
Amite, La., 1931-32-33

KENNON, Robert F. (C)  
Minden, La., 1924

KESSLER, Chad (P)  
Lake Mary, Fla., 1994-95-96-97  
All-SEC 1995, 1997; All-America 1997

Academic All-America, 1997

KESSLER, Kris (PK)  
Lake Mary, Fla., 2001

KEY, Arden (DE)  
Atlanta, Ga., 2015-16-17  
All-SEC 2016

KHOURY, Ed (Big Ed) (T)  
Lake Charles, La., 1929-30-31

KILLEEN, Frank H. (CB)  
New Orleans, La., 1982

KILLEEN, Logan (C)  
McDade, La., 1971-72-73

KIMBLE, Dennis J. (S)  
Baton Rouge, La., 1977-78-79

KINCHEN, Austin (SNP)  
Baton Rouge, La., 2011

KINCHEN, Brian (TE)  
Baton Rouge, La., 1984-85-86-87  
All-SEC 1986-87

KINCHEN, Gary (C)  
Baton Rouge, La., 1960-61-62

KINCHEN, Gaynell (Gus) (E)  
Baton Rouge, La., 1958-59-60

KINCHEN, Todd (WR)  
Baton Rouge, La., 1989-90-91  
All-SEC 1990-91

KING, Bobby Joe (DT)  
Shreveport, La., 1968-69-70

KING, Larry (E)  
New Orleans, La., 1937

KING, Larry (FB)  
Lake Charles, La., 1955

KING, Mark (OG)  
Houma, La., 1992-93-94-95

KING, Shawn (DLB)  
Monroe, La., 1990-91

KINGERY, Don (TB)  
Lake Charles, La., 1943

KINGERY, Wayne (HB)  
Lake Charles, La., 1945

KIPPS, Kyle (TE/DE)  
Lafayette, La., 1998-99-00-01

**KIRKILIN, Jontre (CB)  
Lutcher, La., 2017**

KITTO, Armand (RE)  
New Orleans, La., 1948-49-50

KITTOK, Eric D. (DT)  
New Orleans, La., 1982-83

KIZER, Roland C. (Chesty) (QB)  
Monticello, Ark., 1922

KLOCK, Arthur E. (G)  
Cheneyville, La., 1912-13-14-16

KLOCK, E. L. (G)  
Cheneyville, La., 1902-03-04-05

KNECHT, James Doyle (Jimmy) (CB)  
Natchitoches, La., 1972-73-74

KNIGHT, Alex A. (Butch) (DE)  
Baton Rouge, La., 1974-75-76

KNIGHT, Gene (Red) (FB)  
Bossier City, La., 1943-44-45-46

All-SEC 1945

KNIGHT, ROY (C)  
El Dorado, Ark., 1935

KOBER, Jerry (E)  
Souderton, Pa., 1967-69

KOCK, David T. (OT)  
Houston, Texas, 1979-80-81

KONZ, Kenneth (LHB)  
Weimar, Texas, 1948-49-50

All-SEC 1950

KORTE, Steven (FB)  
Mandeville, La., 2006

KOSMAC, Andrew (QB)  
Plains, Pa., 1942-45

KRAGTHORPE, Brad (QB)  
Tulsa, Okla., 2014-15

KREMENTZ, F. B. (Freddy) (E)  
Baton Rouge, La., 1915-16

KUALE, E. J. (LB)  
Daytona Beach, Fla., 2004-05

**L**

LABAT, Leroy (HB)  
LaPlace, La., 1951-52

LaBORDE, Chris (WR)  
Lafayette, La., 2014

LABRUZZO, Joe (LHB)  
Lockport, La., 1963-64-65

All-SEC 1965

LaCOUTURE, Christian (DT)  
Lincoln, Neb., 2013-14-15-17

LaFAUCI, Tyler (OG-DT)  
New Orleans, La., 1971-72-73

All-SEC 1972-73; All-America 1973

Academic All-America, 1973

LaFELL, Brandon (WR)  
Houston, Texas, 2006-07-08-09

All-SEC 2008

LaFLEUR, André (PK)  
Lafayette, La., 1993-94-95

LaFLEUR, David (TE)  
Lake Charles, La., 1993-94-95-96

All-SEC 1994-96; All-America 1996

LaFLEUR, Gregory L. (SE)  
Ville Platte, La., 1977-79-80

LALLY, Michael F. (HB)  
Jessup, Pa., 1908-10

LAMBERT, James (Coot) (S)  
Canton, Miss., 1967-68

LAMBERT, Myron (OT)  
Lutcher, La., 1996

LAMBERT, Sam (FB)  
Baton Rouge, La., 1895-96

LAND, Fred N. (T)  
N. Little Rock, Ark., 1944-45-46-47

LANDRY, Ben H. (T)  
Lake Charles, La., 1929

LANDRY, Darron (OG)  
Ponchatoula, La., 1989-90-91-92

LANDRY, Henry E. (FB)  
Garyville, La., 1899-1900-02

LANDRY, Jarvis (WR)  
Lutcher, La., 2011-12-13

LANDRY, LaRon (FS)  
Ama, La., 2003-04-05-06

All-America 2006; All-SEC 2005-06

LANDRY, M. J. (HB)  
Baton Rouge, La., 1945

LANDRY, Walter M. (Bud) (G)  
Westwego, La., 1921-22

LANDRY, Willard (LHB)  
Baton Rouge, La., 1945-46

LANE, Clifton R. (Clif) (TE)  
Monroe, La., 1976-77-78

LANE, Robert H. (QB-S)  
Monroe, La., 1979

LANG, Gene E. (RB)  
Pass Christian, Miss., 1980-81-82-83

LANG, Jeff (WR)  
Benton, La., 2014

LANGAN, John (C)  
Carbondale, Ill., 1957-58-59

LANGFORD, Kevin R. (OG)  
Florence, Miss., 1982-83-84

LANGLEY, Leroy (HB)  
Jennings, La., 1932-33

LANGLEY, Trey (OT/OG)  
Eunice, La., 1997-98-99-00

LANGLEY, Willis (RT)  
Basile (Oberlin), La., 1962-63

LANOUX, Paul R., III (OT)  
New Orleans, La., 1974-75-76

LANSING, Bill (RG)  
Magnolia, Miss., 1950-51-52

LaSUEUR, Leon J. (G)  
Baton Rouge, La., 1902

LATOUR, Brandon (LB)  
Baton Rouge, La., 1990

LAVALAIS, Chad (DT)  
Marksville, La., 2000-01-02-03

All-SEC 2002-03; All-America 2003

LAVIN, Jim (T)  
New Orleans, La., 1956-57

LAWRASON, Charles M. (G)  
St. Francisville, La., 1899

LAWRENCE, Bob (LT)  
Brilliant, Ala., 1951-52

LAWRENCE, Jeremy (LB)  
Ferriday, La., 1999-00-01-02

LAWRENCE, Oliver C. (LB)  
Monroe, La., 1985-86-87-89

**LAWRENCE, Rashard (DE)**  
Monroe, La., 2016-17

LAWRIE, Joe (QB)  
St. Petersburg, Fla., 1933-34-35

LAWSON, Jamie (RB)  
Raceland, La., 1984-85

LAWTON, Jack E. Jr. (Jackie) (CB)  
Sulphur, La., 1976-77

LAY, Andrew (HB)  
Homer, La., 1944

LEACH, Joe (E)  
Shreveport, La., 1946-47

LEAKE, Sam (RT)  
Woodville, Miss., 1953

LeBEAU, Tommy (DB)  
Monroe, La., 2013-14-15

LeBLANC, Allen (T)  
New Iberia, La., 1965-66-67

LeBLANC, Clarence (SS/FS)  
River Ridge, La., 1996-97-98-99

LeBLANC, Danny (RHB)  
Lake Charles, La., 1962-63-65

LeBLANC, Lynn (T)  
Crowley, La., 1957-58-59

LeBLANC, Maurice (SB)  
Lafayette, La., 1966-67-68

LeBLANC, Troy (RB)  
Lafayette, La., 1989

LEBLEU, Claude A. (E)  
Lake Charles, La., 1929

LEDBETTER, Wilutz M. (G)  
Summerfield, La., 1895-96

LEDOUX, Jason (LB)  
West Monroe, La., 2002-03

LeDOUX, Jimmy (SE)  
Sulphur, La., 1970-71-72

LEE, Alvin (WR)  
Beaumont, Texas, 1986-87-88-89

LEE, David (DE)  
Bastrop, La., 1973

LEE, Felix (Buddy) (QB)  
Zachary, La., 1969-70

LEE, Jarrett (QB)  
Brenham, Texas, 2008-09-10-11

LEE, Solomon (FB)  
Bastrop, La., 2001

LEGER, Grant (LB)  
Metairie, La., 2015

LEGGETT, Earl (T)  
Jacksonville, Fla., 1955-56

All-SEC 1955

LEISK, Wardell (G)  
Shreveport, La., 1935-36

All-SEC 1936

LeJEUNE, Norman (SS)  
Brusly, La., 1999-00-01-02

LELEKACS, Steve (LB)  
Angleton, Texas, 1972-73-74

LEMAK, Charles W. (TB)  
Duchesne, Pa., 1937

LEMOINE, Hampton T. (Tick) (G)  
Marksville, La., 1899

LENTON, Clarence (SS)  
Memphis, Tenn., 1994-95

LEONARD, Michael B. (Mike) (S)  
Shreveport, La., 1974-75-76

LEOPARD, Duane (C)  
Baton Rouge, La., 1957-58-59

LeSAGE, Joe (QB)  
Homer, La., 1948

LESLIE, QUANTAVIUS (WR)  
Hogansville, Ga., 2014

LESTER, Gordon (T)  
Lockhart, Texas, 1935-37

LeSUEUR, George B. (Heck) (FB)  
Baton Rouge, La., 1897-98-99

LEVINGSTON, Lazarus "Pep" (DL)  
Ruston, La., 2007-08-09-10

LEVY, Julius M.  
Evergreen, La., 1897

LEWIS, Chad  
Thibodaux, La., 2002

LEWIS, Freddie L. (LB)  
Lake Charles, La., 1981-83-84

LEWIS, James (LG)  
Tyler, Texas, 1943-47-48

LEWIS, John W. (Johnnie) (E)  
Opelousas, La., 1920-21

LEWIS, Ron (K)  
New Orleans, La., 1984-85-86-87

LEWIS, William J. (QB-HB)  
Ruston, La., 1894

LEWIS, William S. (Bill) (HB)  
DeRidder, La., 1915-16

LEWIS, Xavier (DB)  
LaPlace, La., 2016

LILLIE, Michael (F-B)  
River Ridge, La., 1999-00

LINDSEY, Clyde (E)  
Kilgore, Texas, 1944-45-46

LINHART, Bernd (WR)  
Towson, Md., 1995

LIPKIS, Bernie (C-E)  
New Orleans, La., 1939-40-41

All-SEC 1941

LIVINGS, Nate (OL)  
Lake Charles, La., 2003-04-05

LOBDELL, W. Y. (Bill) (QB)  
Baton Rouge, La., 1932-33

LOFLIN, Jim (E)  
New Orleans, La., 1946-47

LOFTIN, Billy (T)  
DeRidder, La., 1967-68

LOFTON, Andy (WR)  
Hammond, La., 1988-89

LOGAN, Bennie (DT)  
Coushatta, La., 2010-11-12

**LOGAN, Glenn (DE)**  
Destrehan, La., 2017

LONERGAN, Patrick M. (Pat) (OG)  
New Orleans, La., 1978

LONERGAN, Patrick "P.J." (C)  
New Orleans, La., 2009-10-11-12

LOSTON, Craig (S)  
Aldine, Texas, 2010-11-12-13

LOTT, Bobby (E)  
Texarkana, Ark., 1956

LOTT, Tommy (G)  
Texarkana, Ark., 1957-58-59

LOUIS, Lamar (LB)  
Breaux Bridge, La., 2012-13-14-15

LOUP, Chad (QB)  
Baton Rouge, La., 1990-91-92-93

LOUSTALOT, Albert L. (HB)  
Franklin, La., 1903

LOUSTALOT, Matthew L. (Matt) (C)  
Franklin, La., 1923

LOUVIERE, Cole (OL/DL)  
River Ridge, La., 2007

LOUVIERE, William H. (Chick) (C)  
Houma, La., 1914

LUKER, J. B. (E)  
Alexandria, La., 1928-29-30

LUMPKIN, Mark (PK)  
Lake Charles, La., 1967-68-69

All-SEC 1969

LYLE, Jim (Egg) (LE)  
El Dorado, Ark., 1948-49-50

LYLE, Mel (E)  
El Dorado, Ark., 1946-47-48-49

All-SEC 1949

LYLES, William M. (Buffalo) (T)  
Leesville, La., 1904-07

LYONS, Frederick G. (QB)  
New Orleans, La., 1893

LYONS, Pat (QB)  
Midland, Texas, 1975-76-77

LYONS, Paul (QB)  
Midland, Texas, 1970-71-72

**M**

MACKEY, Guy (SE)  
Lake Charles, La., 1983

MACLACHLAN, Mac (OL)  
Kinder, La., 2003

MACLIN, Justin (DE)  
Memphis, Tenn., 2014

MADDEN, Bryan (OT)  
Indianapolis, Ind., 1991-92

**MAGEE, Adrian (OL)**  
Franklinton, La., 2016-17

MAGEE, Rogie (WR)  
Bogalusa, La., 1984-85-86-87

MAGEE, Terrence (WR/RB)  
Franklinton, La., 2012-13-14

MAGGIORE, Ernest (HT)  
Norco, La., 1963-64-65

MAHFOUZ, Robert P. (QB)  
Lafayette, La., 1979-80

MAHTOOK, Michael A. (ILB)  
Lafayette, La., 1982

MAHTOOK, Robert A., Jr. (LB)  
Lafayette, La., 1978-79

MALAGARIE, John (DT)  
Shalimar, Fla., 1993

MALANCON, Rydell J. (LB)  
Vacherie, La., 1980-81-82-83

MALBROUGH, Darren (LB)  
Metairie, La., 1984-86-87

MALONE, Jim (G-T)  
Reform, Ala., 1930-31-32

MALONE, K.J. (OL)  
Ruston, La., 2014-15-16-17

MALTEMPI, Joe (DB)  
Chester, Va., 2009

MAMODUIS, Charles G. (Chuck) (F)  
Chesapeake, Va., 1974-75

MANGHAM, Mickey (E)  
Kensington, Md., 1958-59-60

All-SEC 1959

Academic All-America, 1959

MANGIN, August (RB)  
Lewisville, Texas, 2008-09

MANTON, Ronnie (G)  
Brookhaven, Miss., 1965-66-67

MARCHAND, Jerry (LHB)  
Baton Rouge, La., 1952-53

MARES, Steve (WR)  
Santa Rosa, Calif., 2004

MARIX, Michael (OL)  
Plaquemine, La., 1990-91

MARSHALL, Anthony (S)  
Mobile, Ala., 1990-91-93

MARSHALL, Leonard A. (DT)  
Franklin, La., 1979-80-81-82

MARTIN, Andy (OT)  
DeRidder, La., 1988-89-90-91

MARTIN, C. Y. (G)  
Bowie, La., 1910

MARTIN, Curtis (SE)  
Golden Meadow, La., 1969

MARTIN, Eric W. (SE)  
Van Vleck, Texas, 1981-82-83-84

All-SEC 1983-84; All-America 1983

MARTIN, G. H. (G)  
Crowley, La., 1914

MARTIN, Jackie (FB)  
Haynesville, La., 1950

MARTIN, Ronald (S)  
White Castle, La., 2011-12-13-14

MARTIN, Sammy (TB)  
New Orleans, La., 1984-85-86-87

MARTIN, Sci (OLB)  
New Orleans, La., 2016

MARTIN, Steve (DT-OG)  
Houston, Texas, 1968-70

MARTIN, Wade O. (Skinny) (E)  
Arnaudville, La., 1902-03-04

MASON, C. C. (Charlie) (QB)  
Shreveport, La., 1926-27-28

MASTERS, Billy (E-SB)  
Olla, La., 1964-65-66

MATHERNE, Durel (QB)  
Lutcher, La., 1958-59

MATHIEU, Tyrann (DB)  
New Orleans, La., 2010-11

All-SEC 2011; All-America 2011

Bednarik Award 2011

MATLOCK, Oscar (RG)  
Shreveport, La., 1936

MATTE, Frank (SB)  
Jennings, La., 1966-67-68

MATTHEWS, Lawrence R. (Tubbo) (FB)  
St. Francisville, La., 1922-23

MATTHEWS, Roshawn (DE/OLB)  
Baton Rouge, La., 1997-98

MAUCK, Matt (QB)  
Jasper, Ind., 2001-02-03

MAWAE, John (NG)  
Leesville, La., 1992

MAWAE, Kevin (OT/OG/C)  
Leesville, La., 1990-91-92-93

All-SEC 1992

MAXWELL, Philip (LB)  
Shreveport, La., 2004

MAY, Bill (QB-FB)  
El Dorado, Ark., 1934-35-36

MAY, William J. (Jon) (DT)  
Homer, La., 1977

MAY, Joe (HB)  
Shreveport, La., 1954-55-56

MAYES, Adrian (DB/LB)  
Houston, Texas 2000-01-02-03

MAYES, Michael O. (CB)  
DeRidder, La., 1985-87-88

MAYET, Jay (LB)  
Galliano, La., 1986

McCABE, Raymond J., III (DT)  
Metairie, La., 1981

McCAGE, Samuel V. (TE)  
Baytown, Texas, 1977-78-79

McCALL, Henry L. (Mac) (E)  
Lake Charles, La., 1923-26

McCANN, John (RG)  
Baton Rouge, La., 1968-69-70

McCANN, M. G. (Mickey) (HB)  
New Orleans, La., 1927

McCARTSON, Paul (HB)  
Batesville, Ark., 1944

McCARTNEY, T.C. (QB)  
Boulder, Colo., 2010

McCARTY, Dave (T-E)  
Rayville, La., 1958-59

McCASKILL, Larry (T)  
Baton Rouge, La., 1967-68

McCLAIN, Jess (C)  
Covington, La., 1930-31

McCLAIN, Scotty (E)  
Smackover, Ark., 1957-58-59

McCLELLAND, William (RG)  
Crowley, La., 1943-44-47-48

McCLURE, Todd (C)  
Baton Rouge, La., 1995-96-97-98

All-SEC, 1997-98; All-America 1998

McCOLLAM, Andrew M. (HB)  
Houma, La., 1909

McCORKLE, Blaine (SNP)  
Pensacola, Fla., 1995-96-97-98

McCORMICK, Dave (LT)  
Rayville, La., 1963-64-65

All-SEC 1965

McCORVEY, Derriel (S)  
Pensacola, Fla., 1989-90-91-92

All-SEC 1990

McCRAV, Danny (DB)  
Houston, Texas, 2006-07-08-09

McCREADY, James M. (QB)  
Metairie, La., 1982

McCREEDEY, Ed (G)  
Biloxi, Miss., 1958-59-60

McDANIEL, Orlando K. (SE)  
Lake Charles, La., 1978-79-80-81

All-SEC 1981

McDONALD, Robert (LE)  
Franklin, La., 1960

McDUFF, Chas. H. (OT)  
Baton Rouge, La., 1978-79

McFARLAND, Anthony (DT/NG)  
Winnsboro, La., 1995-96-97-98

All-SEC 1996-98; All-America 1998

McFARLAND, Reggie A. (HB)  
Baton Rouge, La., 1919-20-21-22

McFERIN, Sherman S. (Mack) (G)  
Pleasant Hill, La., 1929

McGILL, Terrell (OL)  
Miami, Fla., 2003-04-05

McHENRY, Barney G. (Mac) (T)  
Monroe, La., 1910-11

McINGVALE, Ralph C. (OT)  
Dallas, Texas, 1977

McKINNEY, Billy (HB)  
Jackson, Tenn., 1939-41

McKINNEY, Jim (QB)  
Bogalusa, La., 1939

McLEOD, James (E)  
Laurel, Miss., 1941-42-47

McLEOD, Ralph (LE)  
Beaumont, Texas, 1950-51-52

McMANUS, JOSH (WR)  
New Orleans, La., 2006-07

McNAIR, Dan (OG)  
Monroe, La., 1973

McNEESE, Oswald W. (E)  
Lake Charles, La., 1900-01

McSHERRY, Robert (LB)  
Monroe, La., 1967-68

MEALEY, Rondell (TB)  
Destrehan, La., 1996-97-98-99

MELANCON, Keith (OL)  
Hahnville, La., 1984-85-86

MENETRE, Ralph (LHB)  
Covington, La., 1945

MERCER, John (RHB)  
Bossier City, La., 1961-62

MERO, Pershing (Joe) (CB)  
New Orleans, La., 1990-91

MESSA, Rene A. (FB)  
Santiago, Cuba, 1904-05

MESSINA, Jake (G)  
Port Arthur, Texas, 1937-38-39

MESTAYER, Otto (E)  
New Iberia, La., 1914

METTENBERGER, Zach (QB)  
Watkinsville, Ga., 2011-12-13

MEULLION, Devante (FB)  
Seattle, Wash., 2014

MICHAELSON, Fred (MG-T)  
Foley, Ala., 1967-68-69

MICHAELSON, Julius (Jay) (TE/K)  
Foley, Ala., 1969-70-71

All-SEC 1971

Academic All-America, 1971

MICHEL, Brandon (MLB/ILB)  
Lutcher, La., 1994-97

MICIOTTO, Charles (Binks) (DE)  
Lafayette, La., 1971-72-73

All-SEC 1973

MICKAL, Abe (HB)  
McComb, Miss., 1933-34-35

All-SEC 1934-35

MIDDLETON, Eric (ILB)  
Corsicana, Texas, 1988

MIHALICH, John (Mickey) (E)  
Lorain, Ohio, 1934-35-36

MILLES, Ryan (P)  
St. Amant, La., 2001

MILLEY, Mike (QB)  
Metairie, La., 1972-73

MILLER, Arnold (DE)  
New Orleans, La., 1995-96-97-98

MILLER, Ben R. (E)  
Shreveport, La., 1923-24-25

MILLER, Blake (OG/C)  
Alexandria, La., 1987-88-89-90

All-SEC 1990

MILLER, Charles (Chip) (DT)  
New Orleans, La., 1972-73

MILLER, Dale (FB)  
Franklinton, La., 1971

MILLER, Fred (RT)  
Homer, La., 1960-61-62

All-SEC 1962; All-America 1962

MILLER, Herd (T-G)  
Springfield, La., 1943-44-45-46

MILLER, Mark (SE)  
Fairfax, Va., 1994

MILLER, Nate (DT)  
Tuscaloosa, Ala., 1991-92-93-94

MILLER, Paul (LT)  
Baton Rouge, La., 1950-52-53

MILLER, Robert (DT)  
Hattiesburg, Miss., 1993-94

MILLER, Ryan (C)  
Lake Charles, La., 2006-07-08

MILLER, Willie (G)  
Minden, La., 1940-41-42

MILLET, Walter (CB)  
Pasadena, Texas, 1973

MILLICAN, Samuel (Buddy) (DE)  
Baton Rouge, La., 1968-69-70

MILNER, Guy (Cotton) (HB)  
Alexandria, La., 1936-37-38

MILLS, Jalen (DB)  
DeSoto, Texas, 2012-13-14-15

MINALDI, Thad (FB/SB/LB)  
Lake Charles, La., 1975-76-77-78

MINGO, Barkevious (DE)  
West Monroe, La., 2010-11-12

MINTER, Kevin (LB)  
Suwanee, Ga., 2010-11-12

AI-SEC 2012; All-America 2012

MISTRETTA, Albert (T)  
Covington, La., 1943

MITCHELL, Chris (WR)  
Marrero, La., 2006-07-08-09

MITCHELL, George (Gee) (G)  
Rayville, La., 1932-33

MITCHELL, Jared (WR)  
New Iberia, La., 2006-07-08

MITCHELL, Jim (E)  
Baton Rouge, La., 1952-53-56

MITCHELL, Johnny (DT)  
Marrero, La., 1996-97-98-99

MITCHELL, Kareem (DE)  
Moss Point, Miss., 1999-00

MITCHELL, Michael (PK)  
Shreveport, La., 1999

MIXON, Kenny (DE/DT)  
Pineville, La., 1994-95-97

MIXON, Neil (HB)  
Amite, La., 1931-32-33

MOBLEY, Larry (RE)  
Baton Rouge, La., 1952-54

MOBLEY, T. R. (Ray) (G-C)  
Coushatta, La., 1913-34

MODICUT, Joseph (LG)  
Baton Rouge, La., 1951-52

MONGET, Gayle (C)  
Baton Rouge, La., 1937-38-39

**MONROE, Eric (DB)**  
**Houston, Texas, 2017**

MONSOUR, Eli (Mike) (E)  
Shreveport, La., 1927

MONTGOMERY, Sam (LB)  
Greenwood, S.C., 2010-11-12

AI-SEC 2011-12; All-America 2011

MONTGOMERY, William (FB)  
Murphysboro, Ill., 1942-43-45

MONTZ, Michael C. (RB)  
Lutcher, La., 1980-81-82

MOOCK, Chris (QB)  
Greenwell Springs, La., 1988-89-90

MOORE, Charles (E)  
Chattanooga, Tenn., 1964-65

MOORE, Charles F. (SB)  
Plaquemine, La., 1964-65

MOORE, D. Haywood (G-T)  
Jonesboro, La., 1928-29-31

MOORE, Frank E. (Specks) (E)  
Douglas, Ariz., 1932-33-34

MOORE, John David (FB/TE)  
Ruston, La., 2014-15-16-17

MOORE, Sean B. (LB)  
Poplar Bluff, Mo., 1981-82

MOREAU, Doug (LE)  
Baton Rouge, La., 1963-64-65

AI-SEC 1964; All-America 1965

**MOREAU, Foster (TE)**  
**New Orleans, La., 2015-16-17**

MOREAU, Kenneth R. (Bobby) (QB/LB/K)  
Alexandria, La., 1975-76-77

MOREHAM, Walter (LB)  
Houston, Texas, 1999-00-01

MOREL, Tommy (SE)  
New Orleans, La., 1966-67-68

MORGAN, John (DT/NG)  
Rayne, La., 1989-90-91-92

MORGAN, Mike (RE)  
Natchez, Miss., 1961-62-63

MORGAN, Paul C. (FB-HB)  
Elba, Ala., 1927

MORGAN, Sam R. (T)  
Elba, Ala., 1924-25-26

MORRIS, John E. (T)  
West Monroe, La., 1895

MORTIMER, Eugene H. (HB)  
Laurel, Miss., 1900

MORTON, Arthur (Slick) (HB-TB)  
Tallulah, La., 1935-36-37

MOSES, Phil (C)  
Sulphur, La., 1972-73-74

MOSES, Travis (DB)  
Gonzales, La., 2000-01

MOSS, Tony (WR)  
Bossier City, La., 1986-87-88-89

AI-SEC 1988-89

MOUTON, Bry/Keithon (FB)  
Lafayette, La., 2015-16

MOUTON, Clayton (DT)  
Beaumont, Texas, 1989-90-91-92

MULLER, J. C. (HB)  
Washington, La., 1904-05

MULLINS, William B. (E)  
Simsboro, La., 1894

MUNCIE, Luke (LB)  
Klein, Texas, 2010-11

MUNDINGER, Adam G. (Addie) (T)  
Baton Rouge, La., 1900-01-02

MURLA, Mike (LB)  
New Orleans, La., 1986-87-88-89

MURPHREE, Jerry D. (TB)  
Birmingham, Ala., 1977-78-79

MURPHY, Richard (RB)  
Rayville, La., 2007-08-10

MURPHY, Sammy (RE)  
Baker, La., 1952-53-54

MURRAY, Keith E. (P)  
Theodore, Ala., 1985

MURRAY, Phil (OT)  
Franklin, La., 1970-71-72

MYERS, Jerel (WR)  
Houston, Texas, 1999-00-01-02

MYLES, Jesse J. (TB)  
Gray, La., 1979-80-81-82

MYLES, Lonny (SE)  
Franklin, La., 1967-68

MYRICK, Basil (LE)  
El Dorado, Ark., 1936

**N**

NAGATA, Joe (HB)  
Eunice, La., 1942-43

NAGLE, John (CB)  
Gloster, Miss., 1969-70-71

NALL, Craig (QB)  
Alexandria, La., 1998-99

NEAL, Lewis (DE)  
Wilson, N.C., 2013-14-15-16

NEALY, Wendall (RE)  
Homer, La., 1951-52

NECK, Tommy (HB)  
Marksville, La., 1959-60-61

NEIGHBORS, Connor (FB)  
Huntsville, Ala., 2012-13-14

NELKEN, William  
Natchitoches, La., 1894

NELSON, Manson (G)  
Ferriday, La., 1958-59

NELSON, Robert J.  
Monroe, La., 1894

NEPHEW, Tony (LB)  
Willis, Texas, 1983

NESSOM, Guy W. (T)  
Tickfaw, La., 1926-27-28

NEUBAUER, David (OL)  
Baton Rouge, La., 2002

NEUMANN, Danny (E)  
Tallulah, La., 1961-62-63

NEUMANN, Leonard (TB)  
Tallulah, La., 1964-65-66

NEVILS, Ab (T)  
Lake Charles, La., 1931-32-33

NEVIS, Drake (DT)  
Marrero, La., 2007-08-09

AI-SEC 2010

NEWELL, Edward T. J.  
St. Joseph, La., 1894

NEWELL, Jordan (WR)  
Homer, La., 2010

NEWFIELD, Kenny (FB)  
New Orleans, La., 1966-67-68

NICAR, Randy (DT)  
Morgan City, La., 1971

NICHOLSON, Gordon B. (HB)  
Baton Rouge, La., 1894-95-96-97

NICOLLO, Sal (HB)  
Saugus, Mass., 1952-54

NISWANGER, Rudy (OL)  
Monroe, La., 2002-03-04-05

Academic All-America, 2004-05

Draddy Trophy 2005; Wuerffel Award 2005

NOBLETT, Oren H. (Babe) (G)  
Denham Springs, La., 1904-05-07-08

NOONAN, James (DT)  
New Orleans, La., 1976

NORFLEET, Fred (FB)  
Memphis, Tenn., 1989

NORRIS, Craig (DE)  
Cicero, N.Y., 1988

NORSWORTHY, Bill (DB)  
New Orleans, La., 1968-69-70

NORTHERN, Gabe (OLB/DE)  
Baton Rouge, La., 1992-93-94-95

AI-SEC 1994-95

NORWOOD, Don (E)  
Baton Rouge, La., 1957-58-59

NORWOOD, Ralph E. (OT)  
New Orleans, La., 1985-86-87-88

AI-SEC 1988

NOWLIN, Brandon (FB)  
Baton Rouge, La., 2003

NUNNERY, R. B. (RT)  
Summit, Miss., 1954-55

**O**

OAKLEY, Charles (FB)  
Lake Charles, La., 1951-52-53

O'BRIEN, Myles (LB)  
Metairie, La., 2014

O'BRIEN, Robert (Bob) (TE)  
New Orleans, La., 1964-65-66

O'BRYANT, Terrance (FS)  
New Waverly, Texas 2000

O'CALLAGHAN, Joe (HB)  
Summersville, Mass., 1952

ODOM, Sammy Joe (LB)  
Minden, La., 1961

O'DONNELL, Joe (HB)  
Overt, Miss., 1940

O'DOWD, Mark (LB)  
Coral Gables, Fla., 1997

OGDEN, Don G. (QB)  
Baton Rouge, La., 1929-30

O'HAIR, Jacob (SNP)  
Rancho Cucamonga, Calif., 2006-07

OLIVER, George (RT)  
Little Rock, Ark., 1952

OLIVER, L. A. (E)  
Lafayette, La., 1901

OLIVER, Melvin (DE)  
Opelika, Ala., 2002-03-04-05

O'NEAL, Ryan (LB)  
New Orleans, La., 1999-00-01-02

O'QUIN, Arthur (Mickey) (E)  
Shreveport, La., 1914-15-16-17

O'QUIN, Leon (QB)  
Natchitoches, La., 1914

OSBORNE, Clarence (DT)  
Baton Rouge, La., 1983-84

O'TOOLE, Shane (S)  
Oklahoma City, Okla., 1999

OUSTALET, Jimmy (C)  
Lake Arthur, La., 1972-73-75

OWENS, Daryl W. (WR)  
Beaumont, Texas, 1985

OWENS, Richard (Ricki) (LB)  
Homer, La., 1967-68-69

**P**

PACK, Jamal (TE)  
Marrero, La., 1996-97-98-99

PACKNETT, Robert (OT)  
New Orleans, La., 1987-88-89

PARDO, Diego (QB)  
Panama, 1944

**PARIS, Ed (CB)**  
**New Orleans, La., 2014-15-16**

PARIS, Ted (C)  
Leesville, La., 1954-55-56

PARKER, Elice (RB)  
Zachary, La., 2000-01

PARKER, Enos (T)  
Mobile, Ala., 1953-54-55-56

PARKER, James C. (Clay) (KS)  
Grayson, La., 1982-83-84

PARNHAM, Spencer (T)  
Hawthorne, N.J. 1945

PARSONS, Thomas (FB)  
Canyon Lake, Texas, 2009

PATTERSON, M.J. (LB)  
Winnfield, La., 2017

PEEBLES, Leo (Les) (HB)  
Shreveport, La., 1928-29

PEGUES, Gary (SE/CB)  
Fort Walton, Fla., 1991-92-93-94

PEGUES, William T. (T)  
Mansfield, La., 1900

PERCY, Chaille (FB)  
Baton Rouge, La., 1968-69

PERE, Ralph (LT)  
LaRose, La., 1961-62-63

PERRET, Kris (TE/DT/SNP)  
Baton Rouge, La., 1995-96

PERRILLOUX, Ryan (QB)  
LaPlace, La., 2007

PERRY, Adam (OG)  
Covington, La., 1994-95-96-97

PERRY, Boyd (LB)  
Orange, Texas, 1970-71

PETERMAN, Stephen (DE/OG)  
Waveland, Miss., 2000-01-02-03

AI-SEC 2002-03; All-America 2003

PETERSON, Dave (LB)  
Bristol, Fla., 2001

PETERSON, Deangelo (WR/TE)  
New Orleans, La., 2008-09-10-11

PETERSON, Patrick (CB)  
Pompano Beach, Fla., 2008-09-10

AI-SEC 2010; All-America 2010

Jim Thorpe Award, 2010

Chuck Bednarik Award, 2010

PETTAWAY, Chris (OG/OT)  
Miami, Fla., 1989

**PETTIGREW, Jamal**  
**New Orleans, La., 2017**

PETTY, Gant (SNP)  
Baton Rouge, La., 2003-04-05

PEVEY, Charles (QB)  
Jackson, Miss., 1946-47-48-49

PHARIS, Mike (C)  
Shreveport, La., 1965-66

PHELPS, Joe R. (Polly) (QB)  
Shreveport, La., 1927

PHILLIPS, Darrell P. (NG)  
Franklin, La., 1983-86-87-88

AI-SEC 1987-88

PHILLIPS, Ivan J. (DT)  
New Orleans, La., 1977-78-79

**PHILLIPS, Jacob (LB)**  
**Nashville, Tenn., 2017**

PHILLIPS, Marty (DT)  
Baton Rouge, La., 1973-74

PHILLIPS, Terry (DT/OL)  
Houston, Texas 2000-01

PICKETT, Garland (E)  
Temple, Texas, 1933

PICOU, Richard (LB)  
Gonzales, La., 1969-70-71

PIERCE, Dwayne (OG)  
New Orleans, La., 1998-00-01

PIERCE, Spike (DB)  
Baton Rouge, La., 1965

PIERSON, James (DB)  
New Orleans, La., 1984-85-86-87

PIKE, Mike (S)  
Metairie, La., 1973-74-75

PILLOW, Dudley (E)  
Greenwood, Miss., 1939-40

PILLOW, Walter (TE)  
Greenwood, Miss., 1963-64-65

PITALO, Alex M. (C)  
Biloxi, Miss., 1950

PITCHER, James E. (Jim) (HB)  
Hammond, La., 1917

PITCHER, William (HB)  
Hammond, La., 1922-23-24

PITTMAN, Albert (G)  
New Orleans, La., 1944

PITTMAN, Chase (DE)  
Shreveport, La., 2005-06

PITTMAN, Christian (LB)  
New Orleans, La., 2015

PITTMAN, J. S. (Big Pitt) (G)  
Lake Providence, La., 1914-15

PITTMAN, Kirston (DE)  
Garyville, La., 2003-04-07-08

PITTMAN, Paul (T)  
Hot Springs, Ark., 1937

PLANCHARD, Doug (C-TE)  
Baton Rouge, La., 2003-04-05-06

PLATOU, R. (HB)  
Brooklyn, N.Y., 1915

PLEASANT, Ruffin G. (QB)  
Farmerville, La., 1893

POCIC, Ethan (C/OL)  
Lemont, Ill., 2013-14-15-16

AI-SEC 2016; All-America 2016

POLLOCK, William M. (Judge) (T)  
Bernice, La., 1908-09-10

POLOZOLA, Peter (OL)  
Baton Rouge, La., 1943

POLOZOLA, Steve (CB)  
Baton Rouge, La., 1967-68-69

POOLE, Brad (WR)  
Lafayette, La., 1997

POPE, Derek (FB)  
New Orleans, La., 1990-91

PORTA, Ray (Coon) (QB)  
Baton Rouge, La., 1948

PORTER, Elliott (C)  
Westwego, La., 2012-13-14

PORTER, Tracy R. (SB)  
Baton Rouge, La., 1979-80

POTTER, Ray (T)  
Peabody, Mass., 1949-50-51

POTTS, John H. (E)  
Baton Rouge, La., 1910

POWELL, Doug (QB)  
Houston, Texas, 1984-85-86

POWELL, R. H. (Bob) (T)  
Quitman, La., 1929-30-31

POWELL, Tommy (RT)  
Bogalusa, La., 1963-64-65

PRATHER, Trey (QB)  
Shreveport, La., 1966

PRATT, George K. (T)  
New Orleans, La., 1899

PRATT, Joel M. (E)  
Baton Rouge, La., 1893

PRESCOTT, Aaron (RT)  
Washington, La., 1893

PRESCOTT, Dickie (HB)  
St. Francisville, La., 1951-52-54

PRESCOTT, Willis B. (FB)  
Washington, La., 1893-94

PRESSBURG, Joel W. (G)  
Baton Rouge, La., 1929-30

PRICE, Marcus (OT)  
Port Arthur, Texas, 1991-92-93-94

PRICE, T. J. (HB)  
Alexandria, La., 1939

PRICKETT, Greg (DE)  
Houston, Texas, 1975-76

PRUDE, Ronnie (CB)  
Shreveport, La., 2002-03-04-05

PRUDHOMME, Remi (LG)  
Opelousas, La., 1962-63-64

AI-SEC 1963; All-America 1964

PULLETT, Ike (DT)  
Baton Rouge, La., 1992-93

PURVIS, Don (Scooter) (HB)  
Crystal Springs, Miss., 1957-58-59

**Q**

**QUEEN, Patrick (LB)**  
**Livonia, La., 2017**

QUINN, Marcus (SB-SS)  
New Orleans, La., 1977-78-79-80

QUINN, Trey (WR)  
Lake Charles, La., 2014

QUINTELA, Mike (SE)  
Port Arthur, Texas, 1975-76-77-78

QUIRK, Lewis A. W. (T)  
Washington, La., 1894-95

**R**

RABB, Carlos C. (DRT)  
Ferriday, La., 1966-67-68

RABB, Warren (QB)  
Baton Rouge, La., 1957-58-59

AI-SEC 1958

RABENHORST, Oscar D. (Dudley) (QB)  
Baton Rouge, La., 1921-22

RACINE, Frank (S)  
Shreveport, La., 1971-72-73

RADECKER, Gary (OG)  
New Orleans, La., 1975-77-78

RAIFORD, Albert (Rock) (DT-OG)  
Destrehan, La., 1972-73-74-75

RANDALL, Marcus (QB)  
Baton Rouge, La., 2002-03-04

RANDLE, Rueben (WR)  
Bastrop, La., 2009-10-11

AI-SEC 2011

RASCO, Jermauria (DE)  
Shreveport, La., 2011-12-13-14

RATHJEN, Craig (FB)  
Houston, Texas, 1983-84-85-86

RAY, Eddie (FB)  
Vicksburg, Miss., 1967-68-69

AI-SEC 1969

RAY, Scott (WR)  
Baton Rouge, La., 1990-91-92-93

RAYMOND, Corey (CB/S)  
New Iberia, La., 1988-89-90-91

RAYMOND, Gregory P. (OT)  
Metairie, La., 1979-80

READING, Steve (OL)  
Belle Chase, La., 1990

REAGAN, C. R. (Jerry) (HB)  
Jackson, La., 1915

REBSAMEN, Paul (QB)  
Eudora, Ark., 1955

REDHEAD, J. A. (T)  
Vicksburg, Miss., 1901

REDING, Joe (LT-G)  
Bossier City, La., 1966-67-68

REED, J. T. (Rock) (HB)  
Haynesville, La., 1934-35-36

REED, Josh (TB/WR)  
Rayne, La., 1999-00-01

AI-SEC 2001; All-America 2001

Biletnikoff Award 2001

REED, Rodney (OG/OT)  
West Monroe, La., 2000-01-02-03

Academic All-America, 2002-03

REEDY, Frank (T)  
Baton Rouge, La., 1929

REEVES, W. A. (Dobie) (HB)  
Lake Charles, La., 1928-29-30

REHAGE, Steve (CB)  
Metairie, La., 1983-84-85-86

REID, Alfred J. (Alf) (FB)  
Lake Charles, La., 1912-13-14-15

REID, Eric (DB)  
Geismar, La., 2010-11-12

AI-SEC 2012; All-America 2012

REID, Joseph (Joe) (C)  
Meridian, Miss., 1948-49-50

REILY, Charles S. (T)  
Clinton, La., 1910-11-12

RENFROE, John C. (Cherry) (HB)  
San Antonio, Texas, 1927

RENFROE, John C. (QB)  
San Diego, Cal., 1929-30

RENFROE, Olin (HB)  
Ft. Myers, Fla., 1956

REYNOLDS, Gerald (Jerry) (LG)  
Baton Rouge, La., 1947-48

REYNOLDS, M. C. (QB)  
Mansfield, La., 1955-56

RHODES, H. J. (G)  
Vicksburg, Miss., 1900-01-02

RICE, George (T)  
Baton Rouge, La., 1963-64-65

AI-SEC 1965; All-America 1965

RICE, Nick (LB)  
Coppell, Texas, 2012

RICE, R. E. (Red) (C)  
West Plains, Mo., 1915-16

RICE, Robert (T)  
Lake Charles, La., 1962

RICH, Christopher J. (Chris) (OT)  
San Antonio, Texas, 1976-77-78

RICHARDS, Bobby (T)  
Oak Ridge, Tenn., 1960-61

RICHARDSON, Albert J. III (LB)  
Baton Rouge, La., 1979-80-82

AI-SEC 1980-83; All-America 1982

RICHARDSON, Lyman (FB)  
Shreveport, La., 1940-41-42

RICHEY, Wade (PK)  
Carencro, La., 1994-95-96-97

RICHMOND, Dilton (E)  
Nacogdoches, Texas 1941-42-46

RICHTER, David (OG)  
Opelousas, La., 1987

RICKS, Michael (LB)  
Amite, La., 2006

RIDLEY, Stevan (FB/RB)  
Natchez, Miss., 2008-09-10

AI-SEC 2010

RILEY, Duke (LB)  
Buras, La., 2013-14-15-16

RILEY, Perry (LB)  
Ellenwood, Ga., 2006-07-08-09

RINAUDO, Martin (B)  
New Roads, La., 1943

RIPPLE, Steve (LB)  
Metairie, La., 1975-76-77

RISHER, Alan D. (QB)  
 Slidell, La., 1980-81-82  
 All-SEC 1982

RITTINER, Chris M. (SB)  
 New Orleans, La., 1976

RIVERO, V. Victor (HB-E)  
 Monterey, Mex., 1904

RIVERS, Stephen (QB)  
 Athens, Ala., 2012

ROANE, James A. (RG)  
 Vienna, La., 1893

ROBERT, Jeff (PK)  
 New Orleans, La., 1994

ROBERTS, Henry Lee (HB)  
 North Little Rock, Ark., 1958

ROBERTS, Marcus (DL)  
 Baton Rouge, La., 2016

ROBERTSON, Archie Ed (FB)  
 Plaquemine, La., 1896

ROBICHAUX, Al (T)  
 Taft, La., 1951-52-53

ROBICHAUX, Mike (E)  
 Raceland, La., 1965-66  
 All-SEC 1966

ROBINSON, Demetri (TE)  
 Lake City, Fla., 2002-03

ROBINSON, Dwight (DB)  
 Ponchatoula, La., 1961-62-63

ROBINSON, Johnny (HB)  
 Baton Rouge, La., 1957-58-59  
 All-SEC 1958

ROBINSON, Rashard (CB)  
 Pompano Beach, Fla., 2013

ROBINSON, Reggie (WR)  
 Shreveport, La., 1998-99-00-02

ROBISKIE, Terry (RB-TB)  
 Lucy, La., 1973-74-75-76  
 All-SEC 1976

ROCA, Juan (PK)  
 Metairie, La., 1972-73-74

RODDY, Caleb (TE)  
 Denham Springs, La., 2016

RODRIGUE, J. C. (Friday) (HB-FB)  
 Dubouin, La., 1915-16

RODRIGUE, Ruffin, Sr. (C)  
 Thibodaux, La., 1962-63-64

RODRIGUE, Ruffin, Jr. (OG)  
 Thibodaux, La., 1986-87-88-89  
 All-SEC 1988

ROGER, Don (LB)  
 Garland, Texas, 1972-73-74

ROGERS, Pat (ILB)  
 Shreveport, La., 1993-94-95-96

ROGERS, Steve (TB-RB)  
 Ruston, La., 1972-73-74

ROHM, Charles (Pinky) (HB)  
 New Orleans, La., 1935-36-37  
 All-SEC 1937

ROMAIN, Richard (FL)  
 Gretna, La., 1973-74

ROMAN, Mark (FS)  
 New Iberia, La., 1996-97-98-99  
 All-SEC 1998

ROSHTO, James (Jimmy) (HB)  
 Baton Rouge, La., 1949-50-51  
 All-SEC 1951

ROSS, George (LB)  
 Lake Charles, La., 1975

ROUSSELL, Terry (NG)  
 Litcher, La., 1983

ROUSSOS, George (G)  
 Santa Ana, Cal., 1949-50

ROWAN, Elwyn (Rip) (FB)  
 Memphis, Tenn., 1944

ROYAL, Robert (F-B/TE)  
 New Orleans, La., 1998-99-00-01  
 All-SEC 2000

RUCKER, Jonathan (LB)  
 Ponchatoula, La., 2015-16-17

RUKAS, Justin (Ruke) (T)  
 Gary, Ind., 1933-34-35  
 All-SEC 1934-35

RUSH, Gordy (DB)  
 Gretna, La., 1988-89-90

RUSSELL, JaMarcus (QB)  
 Mobile, Ala., 2004-05-06  
 All-SEC 2006

Manning Award 2006

RUSSELL, Randy (OT)  
 West Monroe, La., 1971-72

RUSSELL, Tony (G)  
 Tallulah, La., 1967-68-69

RUSSIAN, Alex (SNP)  
 Round Rock, Texas, 2008-11

RUTLAND, James (Pepper) (LB)  
 Baton Rouge, La., 1970-71-72

RUTLEDGE, D. H. (Don) (E)  
 Robeline, La., 1917

RYAN, Mike (DB)  
 Mooringsport, La., 1967

RYAN, Warren (Pat) (G-T)  
 New Orleans, La., 1908-09

RYDER, Robert (Red) (OT)  
 Alexandria, La., 1968-69

RYES, Jarvis (LB)  
 Loreauville, La., 2004

**S**

SAGE, John (T)  
 Houston, Texas, 1968-69-70  
 All-SEC 1970

SAIA, S. J. (LB)  
 Baton Rouge, La., 1975-76

ST. DIZIER, Roger V. (Blue) (E-G)  
 New Roads, La., 1916-17

ST. JULIEN, Ryan (DB)  
 St. Martinville, La., 2009-10

SALASSI, John R. (G)  
 French Settlement, La., 1894-95-96

SALE, Rob (OG/C)  
 Monroe, La., 2000-01-02

SANCHEZ, A. C. (G)  
 Santa Lucia, Cuba, 1914

SANCHO, Ron (OLB)  
 Avondale, La., 1985-86-87-88  
 All-SEC 1987-88

SANDERS, Al (Apple) (C)  
 Baton Rouge, La., 1945-56

SANDERS, Allen (FB)  
 Belle Chasse, La., 1994

SANDERS, James W. (C)  
 Franklin, La., 1895

SANDERS, Luke (LB)  
 West Monroe, La., 2005-06-07

SANDIFER, Dan (HB)  
 Shreveport, La., 1944-45-46-47

SANDOLPH, Jerquinick (DB)  
 Boutte, La., 2012

SANDRAS, Jules (T)  
 Westwego, La., 1956

SANFORD, James (Jim) (T)  
 Covington, La., 1951-52

SANFORD, Joseph H. (QB)  
 Baton Rouge, La., 1901

SAUCIER, Jeff (PK)  
 New Orleans, La., 1991

SAULSBERRY, Derrick (WR)  
 Thibodaux, La., 1986

**SAVAGE, Jakori (OL)  
 Bay Minette, Ala., 2017**

SAVOIE, Nicky (TE)  
 Cut Off, La., 1995-96

SCAVO, Charles (LB)  
 Carbondale, Pa., 1988

SCHEXNAILDRE, Merle (FB)  
 Houma, La., 1958-59

SCHNEIDER, Edward D. (Pete) (LG)  
 Lake Providence, La., 1920

SCHNEIDER, Frederick H. (G)  
 Lake Providence, La., 1894-95-96

SCHNEIDER, F. H. (Teddy) (G)  
 Lake Providence, La., 1929-30

SCHOENBERGER, George C. (E)  
 Buras, La., 1893-96

SCHROLL, Bill (FB)  
 Alexandria, La., 1943-46-47-48

SCHROLL, Charles (C)  
 Alexandria, La., 1946

SCHWAB, Don (FB)  
 Thibodaux, La., 1963-64-65

SCHWALB, Gerald (Jerry) (G)  
 Baton Rouge, La., 1954-57

SCHWING, Ivan H. (QB)  
 Lake Charles, La., 1899-1900

SCOFIELD, Dale (QB)  
 River Ridge, La., 1992

SCOTT, Charles (RB)  
 Saline, La., 2006-07-08-09  
 All-SEC 2008

SCOTT, Edwin A. (Ned) (T-L)  
 Wilson, La., 1895-96-97

SCOTT, E. E. (C)  
 Kingston, La., 1893-94

SCOTT, Malcolm M. (TE)  
 New Orleans, La., 1979-80-81-82  
 All-SEC 1981

SCREEN, Pat (QB)  
 New Orleans, La., 1963-64-65

SCULLY, Don (G)  
 St. Petersburg, Fla., 1955-56

SEAGO, Ernest (Son) (FB)  
 Temple, Texas, 1933-34-35

SEAMSTER, Sammy (FB)  
 Minden, La., 1990-91-92

SEBASTIAN, James A. (HB-E)  
 Spring Ridge, La., 1901

SEIP, John J. (E)  
 Allentown, Pa., 1907-08-09-10

SESSIONS, Wayne (SE)  
 Springhill, La., 1965-66

SETTERS, Ross (OT)  
 Memphis, Mo., 1990-91-92-93

SHARP, Jermaine (TB)  
 Monroe, La., 1994

SHARP, Linden E. (C)  
 Baton Rouge, La., 1902

SHAW, Elton (G)  
 Kentwood, La., 1952

SHAW, Greg (OL)  
 Hialeah, Fla., 2010-11

SHEALY, Jeremy (DB)  
 Lafayette, La., 2002

SHEEHY, Billy (E)  
 Mobile, Ala., 1956

SHEPARD, Leigh (ST)  
 Rockdale, Texas, 1980

SHEPARD, Russell (QB/WR)  
 Houston, Texas, 2009-10-11-12

SHEPPARD, Kelvin (LB)  
 Stone Mountain, Ga., 2007-08-09-10  
 All-SEC 2010

SHERBURNE, Thomas L. (G)  
 Baton Rouge, La., 1897-98

SHIRER, Joe (HB)  
 New Orleans, La., 1950-51

SHOAF, James (Jim) (T)  
 Greensburg, Pa., 1948-49-50

SHOREY, Allen (TE)  
 Ruston, La., 1969-70-71

SHURTZ, Hubert (T)  
 Pinckneyville, Ill., 1946-47

SIBLEY, Llewellyn R. (Lew) (DE)  
 Longview, Texas, 1974-75-76-77  
 All-SEC 1976

SIGREST, Ed (E)  
 Bogalusa, La., 1944-45

SIMES, Ashford (HB)  
 Houston, Texas, 1938-39

SIMMONS, Charles (T)  
 Moss Point, Miss., 1962-64

SIMMONS, Kelly (FB)  
 Houston, Texas, 1975-76-77

SIMMONS, Ray (HB)  
 El Dorado, Ark., 1952

SIMNIGHT, Ronnie (DT/OT)  
 Ocean Springs, Miss., 1990-91-92-93

SIMON, Phillip (OT)  
 St. Martinville, La., 1991-92

SIMON, Tharold (DB)  
 Eunice, La., 2010-11-12

SKIDMORE, Claude (Skid) (QB)  
 Winchester, Tenn., 1931-32

SKIDMORE, Jim (Big Skid) (T)  
 Winchester, Tenn., 1930-31-32

SKINNER, Anthony (F-B)  
 Patterson, La., 1997

SOLAUGHTER, William S. (E)  
 Port Hudson, La., 1894-95-96-97-98

SMALLING, Brad (OT)  
 West Monroe, La., 1999-00-01

SMEDES, William C. (C)  
 Vicksburg, Miss., 1893-94

SMITH, Benny (Gunboat) (E)  
 Bossier City, La., 1919

SMITH, Billy (E)  
 Ruston, La., 1955-56-57

SMITH, Brandon (P)  
 Baton Rouge, La., 1998

SMITH, Charles, (LB)  
 New Orleans, La., 1996-97-98-99

SMITH, Charlie (C)  
 El Dorado, Ark., 1950-51

SMITH, Clarence I. (HB)  
 Albion, Mich., 1905-06-08

SMITH, David C. (SB)  
 Natchez, Miss., 1976

SMITH, DeSean (TE)  
 Lake Charles, La., 2013-14-15-16

SMITH, Eric (WR)  
 Vero Beach, Fla., 1994

SMITH, Glenn (TB)  
 New Orleans, La., 1967-68

SMITH, Guy (LE)  
 Marshall, Texas, 1952

SMITH, John Hugh (G)  
 Shreveport, La., 1936-37-38

SMITH, Lance (OT)  
 Kannapolis, N.C., 1981-82-83-84  
 All-SEC 1982-84; All-America 1984

SMITH, Oliver (CB)  
 New Orleans, La., 2000

SMITH, Robert (OL)  
 Bossier City, La., 2006-07

SMITH, Robert C. (OT)  
 Cleveland, Ohio, 1981

SMITH, Rollis (E)  
 Dubach, La., 1944

SMITH, Saivion (CB)  
 St. Petersburg, Fla., 2016

SMITH, Spencer L. (OG)  
 Baton Rouge, La., 1976-77-78

SMITH, Thielon (LB)  
 Metairie, La., 1973-74-75

SMITH, Tom (FB)  
 Alexandria, La., 1929-30-31

SMITH, Tommy (LB)  
 Brookhaven, Miss., 1970

SMITH, V. E. (Bob) (HB)  
 Albion, Mich., 1905-08

SMOOTH, Raymond (OT)  
 Leesville, La., 1990-92

SMOTHERS, Jason (TE/OG)  
 Destrehan, La., 1991-94

SNYDER, John E. (Texas) (QB)  
 Georgetown, Texas, 1894-95

SNYDER, Rob (TE)  
 Cleveland, Ohio, 2015

SOARES, Fred (ILB)  
 Santa Ana, Cal., 1990

SOEFKER, Buddy (HB)  
 Memphis, Tenn., 1961-62-63

SOILEAU, Danny L. (FB)  
 Elton, La., 1977-78-79

SOWELL, Claude (HB)  
 Crowley, La., 1926

SPADONI, Jason (RB-LB)  
 Kenner, La., 2002-04-05-06

SPARACINO, Bryan (QB)  
 Denham Springs, La., 1996-97

SPEARS, Marcus (TE/DE)  
 Baton Rouge, La., 2001-02-03-04  
 All-America, 2004; All-SEC 2003-04

SPEARS, Markeith (ILB/FB)  
 Zachary, La., 1995-96-97-98

SPENCE, Ray (T)  
 Shreveport, La., 1956-57

SPENCER, Curtis (HB)  
 Grove, La., 1925

SPENCER, Floyd W. (E)  
 Grove, La., 1912-13

SPENCER, Fritz L. (C)  
 Grove, La., 1919-20-21

SPENCER, George B. (G)  
 Grove, La., 1911-13-14

SPENCER, Hugh Frank (T-G-C)  
 Grove, La., 1916-17

SPEIRER, Joseph (RB)  
 Covington, La., 1988

STAFFORD, David Grove (HB-FB)  
 Alexandria, La., 1919

STAGG, Jack (B)  
 Eunice, La., 1943-44

STAGGS, John (S)  
 Texas City, Texas, 1970-71-72

STAMPLEY, James (FB)  
 Baker, La., 2009-10-11

STANFORD, John T.  
 Baton Rouge, La., 1898-99

STANSBERRY, Allen (LB)  
 Baton Rouge, La., 1993-94-95-96

STANTON, Edward J. (OT)  
 Friendswood, Texas, 1977-78

STAPLES, Duncan P.  
 Alexandria, La., 1894-97

STAPLES, Jake (FB)  
 Calhoun, La., 1937-38-39

STARNS, Roman (OG)  
 Baton Rouge, La., 1994

STAUDINGER, Louis P. (QB)  
 New Orleans, La., 1904

STAYTON, William D. (Judge) (C)  
 Keatchie, La., 1903-04

STEELE, John E. (Pug) (T)  
 Yadkin Valley, N.C., 1921-23-24-25

STELL, J. H. (Jabbo) (HB)  
 Shreveport, La., 1937-38

STELLY, Brandon (TE/FB)  
 Opelousas, La., 1992-93-94

STELTZ, Craig (DB)  
 New Orleans, La., 2005-06-07  
 All-American 2007; All-SEC 2007

STELTZ, Kevin (FB)  
 New Orleans, La., 2003-04-05

STEPHENS, Harold (LB)  
 Baton Rouge, La., 1966-67-68

STEPTEAU, Mike (CB)  
 San Antonio, Texas, 1992

STEVENS, Ed (HB-QB)  
 Picaid, Miss., 1930-31

**STEVENS, Jacoby (WR/S)  
 Murfreesboro, Tenn., 2017**

STEVENS, Norman G. (Steve) (HB)  
 Picaid, Miss., 1922-23-24-25

STEVENS, Norman (QB)  
 Picaid, Miss., 1950-51-52

STEVENSON, Mario (DB)  
 Memphis, Tenn.

STEWART, Carnell (OT)  
 River Ridge, La., 2006-07

STEWART, Marvin (Moose) (C)  
 Picaid, Miss., 1934-35-36  
 All-SEC 1936; All-America 1935-36

STINSON, Don (HB)  
 Shreveport, La., 1954-55

STOBER, Bill (E)  
 Rockford, Ohio, 1967-68-69

STOKES, Logan (TE)  
 Muscle Shoals, Ala., 2013-14

STOKLEY, Nelson (QB)  
 Crowley, La., 1965-66-67

STONECIPHER, Wade (E)  
 Haynesville, La., 1939

STOVALL, Hefley H. (Hank) (QB)  
 Dodson, La., 1927-28

STOVALL, Jerry (HB)  
 West Monroe, La., 1960-61-62  
 All-SEC 1961-62; All-America 1962

STOVALL, Lloyd J. (C)  
 Dodson, La., 1932-33-34

STOVALL, Robert L. (Strauss) (C)  
 Dodson, La., 1906-07-08-09

STOVALL, Rowson R. (HB)  
 Dodson, La., 1907-08-09

STRANGE, Charles (Bo) (T)  
 Baton Rouge, La., 1958-59-60  
 All-SEC 1958-59-60  
 Academic All-America, 1960

STRANGE, Clarence (Pop) (T)  
 El Dorado, Ark., 1935-36

STRANGE, David (G)  
 Baton Rouge, La., 1963-64-65

STREETE, Jon (LB)  
 Lake Charles, La., 1974-75-76  
 All-SEC 1976

STREETE, Steve (OG-OT)  
 Lake Charles, La., 1971-72

STRICKLAND, Tom (OT)  
 Houston, Texas, 1972-73

STRINGFIELD, Cliff (QB)  
 Bogalusa, La., 1951-52-53

STROTHER, Howard (T)  
 Baton Rouge, La., 1945-48

STROUP, Andy (WR)  
 LaPlace, La., 1999

STUART, Charles (OT)  
 Sterlington, La., 1969-70-71

STUART, Roy J. (OG)  
 Jackson, Miss., 1974-75-76

STUMPH, John C. (Shorty) (G)  
 New Orleans, La., 1926

STUPKA, Frank (T)  
 Bogalusa, La., 1934-35

STUPKA, Mike (G)  
 Bogalusa, La., 1958-59

SUAREZ, Pedro (PK)  
 Hialeah, Fla., 1989-90-91-92

**SULLIVAN, Stephen (WR)  
 Donaldsonville, La., 2016-17**

SULLIVAN, Trey (DB)  
 Donaldsonville, La., 2014

SULLIVAN, Walter (Sully) (HB)  
 Hazelhurst, Miss., 1932-33-34

SURTAIN, Brandon (DB)  
 Baton Rouge, La., 2016

SUTTON, Mike (DE)  
 New Orleans, La., 1996-97

SWAN, Rooveiroe (OLB)  
 Shreveport, La., 1990-91-92

SWANSON, A. E. (Nip) (E-T)  
 Quitman, La., 1926-27-28

SWANSON, Arthur L. (Red) (G-FB-T)  
 Quitman, La., 1923-24-25

SYKES, Gene (E)  
 Covington, La., 1960-61-62

**T**

TABER, Casey (QB/WR/F-B)  
 Schulenburg, Texas, 1995-96-97

TALBOT, Edward L. (HB)  
 Napoleonville, La., 1912

TALLEY, Jim (C)  
 Houston, Texas, 1941-42

TARASOVIC, George (C)  
 Bridgeport, Conn., 1951  
 All-SEC 1951; All-America 1951

TAYLOR, Brandon (DB)  
 Franklinton, La., 2008-09-10-11

TAYLOR, Curtis (DB)  
 Franklinton, La., 2005-06-07-08

TAYLOR, Jhryrn (WR)  
 Franklinton, La., 2009

TAYLOR, Jimmy (FB)  
 Baton Rouge, La., 1956-57  
 All-SEC 1957; All-America 1957

TAYLOR, Jimmy (CB)  
 Shreveport, La., 1994

**TAYLOR, Tyler (LB)  
 Burford, Ga., 2017**

TEAL, Willie, Jr. (CB)  
 Texarkana, Texas, 1976-77-78-79  
 All-SEC 1978-79

TEUHEMA, Maea (OL)  
 Keller, Texas, 2015-16

TEUHEMA, Sione (DL)  
 Keller, Texas, 2014

TEXADA, James C. (G-T)  
 Alexandria, La., 1906

THIBODEAUX, Chester B. (Benji) (DT)  
 Rayne, La., 1977-78-79-80  
 All-SEC 1979  
 Academic All-America, 1980

THIBODEAUX, Robert (DT)  
 River Ridge, La., 1992-93

THOMAS, Arthur J. (Tommy) (G)  
 Baton Rouge, La., 1908-09-10-11

THOMAS, Alvin J. (CB)  
 Donaldsonville, La., 1979-80-81-82

THOMAS, Dwayne (DB)  
 New Orleans, La., 2013-14-15-16

THOMAS, Henry (DT)  
 Houston, Texas, 1983-84-85-86  
 All-SEC 1986

THOMAS, Lionel (FS/SS)  
 Opelousas, La., 1998-99-00-01

THOMAS, Quentin (DT)  
 Breaux Bridge, La., 2013-14-15

THOMAS, Stanley (DT)  
 Marshall, Texas, 1990-91

THOMASON, Bill (LB)  
 Sulphur, La., 1967-68-69

THOMASSIE, Ryan (OG)  
 Galliano, La., 1995-96-97-98

THOMPSON, Corey (DB)  
 Missouri City, Texas, 2012-13-15-17

THOMPSON, Kyle (DB)  
 Monroe, La., 2002

THOMPSON, Leon (TE)  
 Shreveport, La., 1973

THOMPSON, Steve (FB)  
 Winnboro, La., 1956

THORNALL, Bill (C)  
 Metechin, N.J. 1942

**THORNTON, Ray (LB)  
 Killeen, Texas, 2017**

THORNTON, Sam B (T-G)  
 Pitkin, La., 1922-23

THYMES, Derrick (WR)  
 Maringouin, La., 1994



TILLY, L. R. (E)  
St. Martinville, La., 1909  
TINSLEY, Gaynell (Gus) (E)  
Homer, La., 1934-35-36  
All-SEC 1935-36; All-America 1935-36  
TINSLEY, Jess D. (T)  
Haynesville, La., 1926-27-28  
TISDALE, Charles H. (HB)  
New Orleans, La., 1893  
TITTLE, Billy (Mgr.)  
New Orleans, La., 1976  
TITTLE, Y. A. (QB-HB)  
Marshall, Texas, 1944-45-46-47  
All-SEC 1946-47  
TOCZYLOSKI, Edward (QB) 1940  
TOEFIELD, LaBrandon (TB)  
Independence, La. 2000-01-02  
All-SEC 2001  
TOLBERT, Tyke (WR)  
Conroe, Texas, 1988-90  
TOLER, Jack  
Baker, La., 1943-44  
TOLIVER, Kevin (DB)  
Jacksonville, Fla., 2015-16-17  
TOLIVER, Terrence (WR)  
Houston, Texas, 2007-08-09-10  
TOLLIVER, Chris (WR)  
Rayville, La., 2010  
TOMLINSON, Todd (P)  
Miami, Fla., 1986  
TOMS, Randy (TE)  
Hodge, La., 1969-70  
TOOMER, Robert (FB/TB)  
Sylvester, Ga., 1992-93-94-95  
TORRANCE, Jack (Baby Jack) (G-T-C)  
Oak Grove La., 1931-32-33  
All-SEC 1933  
TOTH, Zollie (FB)  
Pocahontas, Va., 1945-47-48-49  
All-SEC 1949  
TOWNSEND, Cody (OL)  
Marrero, La., 2015  
TRAPANI, Felix (G)  
Donaldsonville, La., 1943-45  
All-SEC 1945  
TRICHE, Phillip J. (LB)  
Metairie, La., 1975-76-77  
TRICHEL, Walter S. (FB)  
Natchitoches, La., 1893  
TRIMBLE, Carl Otis (QB-SB)  
Tallulah, La., 1974-75-76  
TROCCLAIR, Milton (T)  
Thibodaux, La., 1962-63-64  
TRUAX, Bill (E)  
New Orleans, La., 1961-62-63  
All-SEC 1963; All-America 1963  
TRUAX, Chris (OG)  
Richardson, Texas, 1988-89-90-91  
TUCKER, Tim (NG)  
Meroux, La., 1987  
TULLIER, Damien (DT)  
New Orleans, La., 1996  
TULLOS, Earl R. (T)  
Bogalusa, La., 1943-44-45-46  
TULLY, Thomas N. (OG)  
Baton Rouge, La., 1979-80-81  
TUMINELLO, Joe (E)  
Brookhaven, Miss., 1952-53-54-55  
All-SEC 1954-55  
TURNER, J. Michael (Mike) (LB-OG)  
Shreveport, La., 1978-79-80-82  
TURNER, Jim (G)  
Baton Rouge, La., 1962-63  
TURNER, Lionel (LB)  
Walker, La., 2002-03-04  
TURNER, Nathan (DT)  
Farmerville, La., 1998  
TURNER, Tom (DT/OT)  
Bastrop, La., 1992-93-94-95  
TURNER, Trai (OG)  
New Orleans, La., 2012-13  
TURNER, Win (QB)  
Baton Rouge, La., 1953-54-56-57  
TWILLIE, Troy (CB)  
Slidell, La., 1994-95-97  
TYLER, Herb (QB)  
New Orleans, La., 1995-96-97-98  
TYLER, Robert (FB)  
Cleveland, Miss., 1996-97

**U**  
UNDERWOOD, Jason (C)  
Baton Rouge, La., 1999  
UPCHURCH, Tony (FB)  
Pearland, Texas, 2015

**V**  
VAIRIN, Kenny (E)  
New Orleans, La., 1963-64  
VALENTINE, Leonard (QB)  
Marrero, La., 1987  
VALENTINE, Miles S. (OG)  
Ft. Walton Beach, Fla., 1979  
VALENTINE, Travonte (NT)  
Hialeah, Fla., 2016  
VALENTINO, Eric (OLB/DT)  
Houston, Texas, 1992-93-94-95  
VAN BUREN, Ebert (HB)  
Metairie, La., 1948-49-50

VAN BUREN, Steve (HB)  
New Orleans, La., 1941-42-43  
All-SEC 1943  
VASTOLA, Tony (DB)  
River Ridge, La., 2000  
VAUGHN, Cameron (LB)  
Terrytown, La., 2002-03-04-05  
VENABLE, Jack  
Covington, La., 1943  
VENABLE, John  
Camden, Ark., 1951  
VENTRESS, Nigel (OLB)  
Port Arthur, Texas, 1989  
VERNON, Benton R. (C)  
Ruston, La., 1923-24-25  
VICKERS, Donald G. (C)  
Greenwell Springs, La., 1979  
VINCENT, Justin (RB)  
Lake Charles, La., 2003-04-05-06  
**VINCENT, Kary, Jr. (CB)**  
**Port Arthur, Texas, 2017**  
VINCENT, Mike (LB)  
Sulphur, La., 1963-64-65  
All-SEC 1964  
VINEYARD, Hershal (Sleepy) (G)  
Albertville, Ala., 1926-27  
VINSON, Ronnie (DB)  
New Orleans, La., 2011  
VIRGETS, Warren (E)  
Baton Rouge, La., 1950-51  
VOORHIES, Devin (DB/LB)  
Woodville, Miss., 2014-15-16-17  
**VON ROSENBERG, Zach (P)**  
**Lake Charles, La., 2017**  
VOSS, Harold (T)  
Baton Rouge, La., 1948-49-50

**W**  
WADDILL, George D.  
Baton Rouge, La., 1894  
WAGNER, James, Jr. (PK)  
New Orleans, La., 1981  
WALDEN, Henry E. (E)  
Marksville, La., 1913-14  
WALES, Korey (FB)  
Kentwood, La., 1998  
WALET, P. H. (HB)  
New Iberia, La., 1911  
WALKER, Delmar (Del) (TB)  
Baton Rouge, La., 1969-70-71  
WALKER, Denard (CB)  
Garland, Texas, 1993-94-95-96  
WALKER, Jack (HB)  
Houma, La., 1936  
WALKER, R. F. (Foots) (G-T)  
Dodson, La., 1913-16  
WALKER, Reggie (LB)  
New Orleans, La., 1989-90-91  
WALKUP, David (ILB)  
The Woodlands, Texas, 1989-90-91-92  
WALL, Benjamin B. (HB)  
Alexandria, La., 1898-99  
WALLACE, Abraham (DB)  
Baton Rouge, La., 2016  
WALLIS, Lionel J. (SE)  
Houma, La., 1977-78-79-80  
WALSH, Ewell (G)  
Tempe, Ariz., 1949-50  
WALTON, R. H. (Tough) (T-G)  
Albermarie, La., 1914-15  
WARD, Steve (FB)  
Baton Rouge, La., 1960-61-62  
WARE, Spencer (RB)  
Cincinnati, Ohio, 2010-11-12  
WARMBROD, James (C)  
Belvidere, Tenn., 1936-37  
WARNER, Ambrose D. (HB)  
Robert, La., 1922-23-25  
WASHINGTON, Brandon (DT)  
Tuscaloosa, Ala., 2002-03-04-05  
WASHINGTON, Evan (OL)  
DeSoto, Texas, 2013-14  
WASHINGTON, Isaiah (DE)  
New Orleans, La., 2015

**WASHINGTON, Jacory (TE)**  
**Westlake, La., 2017**  
WASHINGTON, Ricardo (TE/ILB)  
Bogalusa, La., 1990-91-92-93  
WASHINGTON, Tim (DE)  
Sugar Land, Texas, 2005  
WATERMEIER, Chris (SNP)  
Metairie, La., 1992-93  
WATKINS, Slip (TB/FL)  
Ft. Lauderdale, Fla., 1988-89  
WATSON, A. Scott (S)  
Pensacola, Fla., 1979-82  
WATSON, John E. (OG)  
Bossier City, La., 1977-78-79-80  
WEATHERSBY, Toby (OL)  
Houston, Texas, 2015-16-17  
WEATHERSBY, Robert B. (Bob) (OT)  
Athens, Ga., 1980-82  
WEAVER, A. V. (Tubbo) (T)  
Natchitoches, La., 1924  
WEAVER, Odell (HB)  
Homer, La., 1940-41  
WEAVER, Otto L. (E)  
Natchitoches, La., 1924-25  
WEBB, Charles (E)  
McComb, Miss., 1943-44  
All-SEC 1943

WEBB, Kendall (DT)  
Metairie, La., 1992  
WEBER, S. R. (Chink) (E)  
Baton Rouge, La., 1924  
WEBSTER, Corey (WR/CB)  
Vacherie, La., 2001-02-03-04  
All-America 2003-04; All-SEC  
2002-03-04  
WEBSTER, Rene J.  
Jeanerette, La., 1894  
WEIL, Edgar E. (FB)  
Alexandria, La., 1905-06  
WEIMAR, John  
Baton Rouge, La., 1943  
WEINSTEIN, John (DT)  
Opelousas, La., 1970  
WELKER, Jimmy (QB)  
Tarzana, Calif., 2007  
WELLS, Sean (OT)  
Jenks, Okla., 1993-94-95-96  
WELTER, D. J. (LB)  
Crowley, La., 2013-14  
WESLEY, Joseph (ILB)  
Brookhaven, Miss., 1995-96-97-98  
WEST, Billy (FB)  
Natchitoches, La., 1949-50-51  
WEST, Brian (DE)  
West Monroe, La., 2003-04  
WEST, Jim (SB)  
Bossier City, La., 1967-68-69  
WEST, Kerry L. (OT)  
Pineville, La., 1979-80  
WESTBROOK, John T. (E)  
Baton Rouge, La., 1894-95-96-97  
WESTLY, Tony (DB)  
Tulsa, Okla., 2017  
WHARTON, Scott (NG)  
Baton Rouge, La., 1988-89-90-91  
WHITE, Chad (DB)  
Hammond, La., 2001-03  
WHITE, Clifford (SS)  
Hahnville, La., 1997  
WHITE, Corey (OLB/DE)  
Shreveport, La., 1990-91-92-93  
**WHITE, Devin (LB)**  
**Springhill, La., 2016-17**  
**All-SEC 2017**  
WHITE, James R. (TE)  
Rayville, La., 1981-84  
WHITE, Lyman D., Jr. (DE)  
Franklin, La., 1977-78-79-80  
All-SEC 1978-79-80  
WHITE, Tre'Davious (CB)  
Shreveport, La., 2013-14-15-16  
All-SEC 2016; All-America 2016  
WHITFIELD, Steve (DE-LB)  
Dallas, Texas, 1973-74  
WHITLATCH, Blake (LB)  
Baton Rouge, La., 1975-76-77  
WHITLEY, John (Jay) (C)  
Baton Rouge, La., 1976-77-78  
All-SEC 1978  
WHITMAN, Ralph (T)  
Jennings, La., 1938-39  
WHITTY, Marcus (TE)  
Houston, Texas, 2002  
WHITWORTH, Andrew (OT)  
Monroe, La., 2002-03-04-05  
All-SEC, 2004-05  
WHYTE, Vernon  
Tyler, Texas, 1943  
WIBEL, Garret (OL)  
Metairie, La., 2006  
WICKERSHAM, Jeff (QB)  
Merritt Island, Fla., 1983-84-85  
WILBANKS, T. E. (HB)  
Shreveport, La., 1917  
WILEY, Samuel (Chuck) (DT)  
Baton Rouge, La., 1994-95-96-97  
All-SEC 1995-96-97  
WILKERSON, Ben (C)  
Hempfield, Texas, 2001-02-03-04  
All-America, 2004; All-SEC 2003-04  
Rimington Award 2004  
WILKINS, Ray (HB)  
Homer, La., 1960-61-62  
**WILLIAMS, Andraez "Greedy" (CB)**  
**Shreveport, La., 2017**  
WILLIAMS, Anthony (ILB/TE)  
Monroe, La., 1989-90-91-92  
WILLIAMS, Armand (WR)  
Slidell, La., 2013  
WILLIAMS, Bobby (ILB/OLB)  
Ruston, La., 1991-92-93-94  
WILLIAMS, Chris A. (CB)  
Tioga, La., 1977-78-79-80  
All-SEC 1978-80  
WILLIAMS, Darrel (RB)  
New Orleans, La., 2014-15-16-17  
WILLIAMS, Darrell (FB/TE)  
Hempstead, Texas, 1988-90-91  
WILLIAMS, Germaine (FB)  
Donaldsonville, La., 1990-91-92-93  
WILLIAMS, Harvey (TB)  
Hempstead, Texas, 1986-87-89-90  
All-SEC 1990  
WILLIAMS, Henry L. (E)  
Baton Rouge, La., 1906  
WILLIAMS, John (WR)  
Breaux Bridge, La., 2009

WILLIAMS, Keiland (RB)  
Lafayette, La., 2006-07-08-09  
WILLIAMS, Kyle (DT)  
Ruston, La., 2003-04-05  
All-SEC 2005; All-America 2005  
WILLIAMS, Lawrence (LB)  
Lake Charles, La., 1980-81-82  
WILLIAMS, Lee (ILB)  
Monroe, La., 1992  
WILLIAMS, Louis (OT)  
Ft. Walton Beach, Fla., 1997-98-99-00  
WILLIAMS, Mike (CB)  
Covington, La., 1972-73-74  
All-SEC 1973-74; All-America 1974  
WILLIAMS, Roger (WR)  
Bay St. Louis, Miss., 2000  
WILLIAMS, T. Demetri (DT)  
Plaquemine, La., 1978-79-80  
WILLIAMS, Tabari (RB)  
Hiram, Ga., 2012  
WILLIAMS, Theo (DE/OLB)  
Marrero, La., 1996-97-98  
WILLIAMS, Torran (DT)  
Miami, Fla., 2002-03  
WILLIAMS, Wayne (WR/CB)  
Brazoria, Texas, 1988-89-90-91  
WILLIAMS, Willie (TE)  
Houston, Texas, 1987-88-89  
WILLIAMS, Wylin (FL)  
New Orleans, La., 1994  
WILLIAMSON, Charles (Chuck) (TE)  
Baton Rouge, La., 1971-72  
WILLIFORD, Josh (OG)  
Dothan, Ala., 2010-11-12-13  
WILLIS, Ryan (DE)  
New Orleans, La., 2004-05-06  
WILSON, Barry (C)  
New Orleans, La., 1965-66-67  
All-SEC 1967  
WILSON, Karl (DT)  
Baton Rouge, La., 1983-84-85-86  
All-SEC 1985-86  
WILSON, N. A. (Fatz) (G)  
Shreveport, La., 1926-27-28  
WILSON, Roy (E-G)  
Bossier City, La., 1930-31-32  
WILSON, Sheddric (WR)  
Thomasville, Ga., 1992-93-94-95  
All-SEC 1995  
WIMBERLY, Abner (E)  
Oak Ridge, La., 1943-46-47-48  
WINDOM, Calvin (TB)  
Orlando, Fla., 1988-89-90  
WINEY, Brandon (OT)  
Lake Charles, La., 1998-99-00  
WING, Brad (P)  
Melbourne, Australia, 2011-12  
All-SEC 2011; All-America 2011  
WINKLER, Joe (S)  
New Orleans, La., 1971-72-73  
Academic All-America, 1973  
WINSTON, Roy (Moonie) (G)  
Baton Rouge, La., 1959-60-61  
All-SEC 1961; All-America 1961  
WINTLE, James V. (Wee Willie) (QB-HB)  
Leesville, La., 1921-22  
WITTEN, Jeremy (P)  
Louisville, Ky., 1997-98-99  
WOLF, Sidney K. (Izzy) (HB)  
Baton Rouge, La., 1920  
WOOD, John (DE)  
Lake Charles, La., 1970-71-72  
All-SEC 1972  
WOOD, John (E)  
Lake City, Fla., 1954-55-56  
WOODARD, Risdon E. (Red) (T)  
Dubberly, La., 1919-20-22  
WOODLEY, David E. (QB)  
Shreveport, La., 1977-78-79  
WOODS, Al (DT)  
Elton, La., 2006-07-08-09  
WOODS, Damien (CB)  
Slidell, La., 1998-99  
WORKMAN, Marc (SNP)  
Shreveport, La., 1994  
WORKMAN, Tori (DT)  
Winston-Salem, N.C., 1992-93  
WORLEY, Mitch (LB-P)  
Dallas, Texas, 1966  
WORLEY, Wren (G)  
El Dorado, Ark., 1946-47-48  
All-SEC 1946  
WRIGHT, Andrew (TE)  
Lake Charles, La., 2006  
WRIGHT, James (WR)  
Belle Chasse, La., 2010-11-12-13  
WRIGHT, Mike (RT)  
Sulphur, La., 1968-69-70  
WROTEN, Claude (DT)  
Bastrop, La., 2004-05  
All-America 2005; All-SEC 2005  
WYATT, Bryce (DE)  
Lake Charles, La., 2001-02-03  
WYNN, Bob (OL)  
New Orleans, La., 1999

**Y**  
YATES, Bertis (Bert) (FB)  
Haynesville, La., 1932-33-34  
YATES, Jesse (E)  
N. Little Rock, Ark., 1949-50-51  
YEAGER, Rudy (T)  
Philadelphia, Pa., 1951  
YEARBY, Ronnie (OL)  
Columbia, La., 1984  
YOKUBAITIS, Mark (LB)  
Houston, Texas, 1972  
YORK, Wendell (SNP)  
Baton Rouge, La., 1999-01-02  
YOUNG, Charles G. (T-G)  
Homer, La., 1893-94  
YOUNG, Jerry (G)  
Lafayette, La., 1962-63  
YOUNG, Jimmy (CB)  
San Antonio, Texas, 1987-88-89  
YOUNG, John (C)  
Ruston, La., 1999-01-02  
YOUNG, Rodney (S/CB)  
Grambling, La., 1991-92-93-94  
YOUNGBLOOD, Tommy (DE)  
Shreveport, La., 1967-68

**Z**  
ZAUNBRECHER, Godfrey (C)  
Crowley, La., 1967-68-69  
All-SEC 1968-69  
ZEHYOU, Anthony (DL)  
Liberia, 2007  
ZENON, Jonathan (DB)  
Breaux Bridge, La., 2005-06-07  
ZERINQUE, Brian (FB)  
Raceland, La., 1973  
ZICK, Francis (T)  
Phillipsburg, N.J., 1941-42  
ZIEGLER, Paul (G)  
Crowley, La., 1954-55-56  
All-SEC 1956  
ZIMMERMANN, P.J. (SNP)  
New Orleans, La., 2006  
ZINGER, Keith (TE)  
Leesville, La., 2003-04-05-07

**Bold - Player on 2018 Roster**

# "DEATH VALLEY IS THE POUND-FOR-POUND KING OF NOISE IN COLLEGE FOOTBALL."

- Bruce Feldman, FoxSports.com



## TIGER STADIUM



### BY THE NUMBERS

#### 418-150-18

All-time Tiger Stadium record (.729)

#### 329-107-13

All-time night record in Tiger Stadium (.747)

#### 78-13

Home record since 2005

#### 57-7

Saturday night home record since 2005

#### 37-1

Record in non-conference home games since 2005

#### 52

Years ranked in the top 10 in national attendance

#### 95th

Year of LSU Football in Tiger Stadium dating back to 1924

#### 14

Undefeated home seasons

#### 111

Times the home crowd has exceeded 90,000 for a game

#### 1,500

Old dorm rooms below the east and west stands

#### 82-11

Saturday night home record since 2000

#### 11

Trips by the ESPN "College GameDay" crew

#### 102,321

Stadium capacity and largest attendance set seven times since 2014

#### 22

School-record home winning streak from Oct. 24, 2009 to Oct. 13, 2012

### THE FACTS

Year Built: 1924

Capacity: 102,321

Largest Crowd: 102,321 (seven times since 2014)

First Game: vs. Tulane, 11/25/1924

First Night Game: vs. Spring Hill, 10/3/1931

### NATIONAL STADIUM CAPACITIES


1. Michigan	Michigan	109,901
2. Penn State	Beaver	106,572
3. Ohio State	Ohio	104,944
4. Texas A&M	Kyle Field	102,733
5. Tennessee	Neyland	102,455
<b>6. LSU</b>	<b>Tiger</b>	<b>102,321</b>
7. Alabama	Bryant-Denny	101,821
8. Texas	Texas Memorial	100,119
9. USC	LA Coliseum	93,607
10. Georgia	Sanford	92,746

GO ONLINE: [LSUsports.net/360](http://LSUsports.net/360)



# THE PRESERVATION OF TIGER STADIUM

In August 2010, the LSU Athletic Department and the Tiger Athletic Foundation launched a campaign to preserve and restore the look of Tiger Stadium. The highly-successful campaign has enhanced the atmosphere in and around the iconic venue. With the expansion of the South End Zone in 2014, Tiger Stadium's capacity is 102,321. All of the projects were privately funded by TAF.



## WEST & NORTH STADIUM PLAZAS

Prior to the start of the 2012 season, construction was completed on the first part of the west side plaza that included new gates, All-American and Hall of Fame plazas and the National Championship plaza that showcases the past, present and future of LSU football. Construction on the north plaza of Tiger Stadium was completed prior to the 2013 season. This update maintained the great look and feel of Tiger Stadium while preserving the facility in a way that allows it to continue to function for years to come.



## SOUTH END ZONE PROJECT

The south end zone expansion was completed before the 2014 season. The expansion included 66 suites, approximately 3,000 club seats and 1,400 general public seats above the south end zone bowl. The addition also features two HD corner scoreboards that are among the best in the SEC.



## TIGER STADIUM WINDOWS

On Nov. 1, 2012, all 428 windows on the North side of Tiger Stadium were replaced, marking the initial phase in the Preservation of Death Valley. The 300 remaining windows on the east and west sides of Tiger Stadium were also sponsored and replaced after the 2013 season. The new windows restore the original look of the stadium on the outside and provide interior protection from the elements.



## BRIGHT LIGHTS

A state-of-the-art lighting system was installed prior to the 2012 season that turns the upper archways of the north end of the stadium purple and gold and lights the iconic "LSU" on the stadium's north scoreboard. The visually outstanding system perpetuates the legend of the stadium's night games. Following an LSU win, the north end of the stadium lights up in "victory gold."



# "IT'S SATURDAY NIGHT IN DEATH VALLEY AND HERE COME YOUR FIGHTING TIGERS OF LSU!"

Hearing those words from public address announcer Dan Borne' as the Tigers enter the stadium brings chills to even the casual LSU football fan and sends shivers to those on the opposing sideline. On football gamedays, Tiger Stadium becomes the fifth largest city in the state of Louisiana as over 100,000 fans pack the cathedral of college football to watch the Tigers play.

For LSU fans, there's nothing better than spending a night in Tiger Stadium. LSU home football games are events talked about year-round and happenings in Tiger Stadium are passed down from generation to generation.

For opponents, however, it's another story, as Tiger Stadium is an intimidating venue that has been called one of the most dreaded road playing sites in all of college football. Seating over 100,000 fans and nicknamed "Death Valley," poll after poll has proclaimed Tiger Stadium as one of the greatest sites anywhere for a football game -- college or professional.

## No Place Like Home

LSU enters the 2018 season having won 78 of its 91 games in Tiger Stadium over the past 13 seasons. That stretch dates back to the start of the 2005 season and includes wins over 22 Top 25 teams. The Tigers shattered the school record for consecutive home victories with 22 from Oct. 24, 2009, to Oct. 13, 2012.

LSU is 108-18 at home since the 2000 season -- including perfect home records of 7-0 in 2004, 8-0 in 2006, 7-0 in 2010, 6-0 in 2011 and 7-0 in 2013. Only four times since 2000 have the Tigers lost more than one home game.

In 2017, LSU recorded a home win over No. 10 Auburn before 101,601 fans. The 2016 Tigers defeated No. 23 Ole Miss in Tiger Stadium and played top-ranked Alabama before a sell-out crowd of 102,321.

The Tigers in 2015 posted victories before three sell-out home crowds in excess of 102,000, including wins over 18th-ranked Auburn and eighth-ranked Florida.

The 2015 home schedule was marked by a pair of unusual occurrences. The season opener versus McNeese State was stopped in the first quarter due to severe lightning

and eventually canceled when the lightning persisted throughout the evening. And, LSU in 2015 held an impromptu home game against South Carolina in Tiger Stadium after severe flooding in Columbia, S.C., the week prior to the game forced the contest to be moved to Baton Rouge.

The 2014 season featured the opening of the South End Zone Expansion, increasing Tiger Stadium's seating capacity to 102,321. LSU averaged a school-record 101,723 fans for seven home games, recording sold-out attendance figures of 102,321 for its home games against Mississippi State, Ole Miss and Alabama.

LSU in 2013 was undefeated (7-0) at home for the fourth time in nine seasons. The home schedule was highlighted by wins over No. 17 Florida and No. 9 Texas A&M.

The 2012 season saw the Tigers shatter the school total attendance record, packing in a combined 741,005 fans for eight games. The Tigers knocked off third-ranked South Carolina, 23-21, with a spectacular fourth quarter on October 13. The win was LSU's 22nd consecutive home triumph, representing a school record.


One of the most anticipated games in Tiger

Stadium history occurred on November 3, 2012, against top-ranked Alabama.

After weeks of buildup, a then school-record 93,374 fans and nearly 1,000 credentialed media saw the Tide escape with a 21-17 victory. However, the atmosphere that evening left an indelible image for many. ESPN personality Scott Van Pelt, attending his first LSU home game, said this two days later on his radio show: "There is nothing I would put ahead of that, that I've ever seen in any sport. When you're there, you don't want to miss anything."

Fans and media came from across the globe to attend the event. Alex Ferguson of Sky Sports UK wrote, "This has been one of the greatest experiences of my life, and any self-respecting sports fan has to go to a game in Tiger Stadium."

In 2011, the Tigers capped a perfect 12-0 regular season with a 41-17 victory over No. 3 Arkansas. A crowd of 93,108 -- at the time the third-largest in the stadium's history -- watched LSU erase a 14-0 deficit by outscoring the Razorbacks 41-3 the rest of the way. In six home games during its SEC Championship run, LSU outscored its opponents by a combined 253-57. It was the



## "DRACULA AND LSU FOOTBALL ARE AT THEIR BEST AFTER THE SUN GOES DOWN."

-Beano Cook, ESPN

first time since the 1958-59 seasons that the Tigers posted consecutive undefeated seasons at home.

On November 8, 2008, LSU eclipsed the 93,000-fan mark for the first time in school history when 93,039 spectators welcomed back former coach Nick Saban and top-ranked Alabama. LSU fell to the Crimson Tide, 27-21 in overtime, in what was then the most to ever see a game in Tiger Stadium. That mark was surpassed in 2009 when once again the nation's top-ranked team, the Florida Gators, played under the lights on October 10. A then school-record 93,129 fans watched Florida defeat LSU, 13-3.

The Tigers posted a 6-1 home mark during their 2007 national championship season, including a thrilling 28-24 victory on October 6 over Florida that was played before a crowd of 92,910 and a national primetime audience on CBS. Legendary CBS Sports announcer Verne Lundquist to this day says it is the loudest he has ever heard a stadium during a broadcast.

The 2005 season saw Tiger Stadium play host to its first Monday night game as LSU dropped an overtime thriller to Tennessee after the game was postponed two days due to Hurricane Rita. The LSU-Tennessee contest

was the most-watched college football game in the history of ESPN2 as 2.77 million homes tuned in.

Due to the devastation to New Orleans and the Louisiana Superdome by Hurricane Katrina, Tiger Stadium served as the playing site for four New Orleans Saints games in 2005, as well as hosting the Tulane-Southeastern Louisiana contest. In all, 11 games (seven NCAA and four NFL) were played in Tiger Stadium during the 2005 season.

Part of the lore of Tiger Stadium is the tradition of playing games at night, an idea that was introduced in 1931 against Spring Hill (a 35-0 LSU victory). Since that first night game in 1931, LSU has played the majority of its games at night and the Tigers have fared better under the lights than during the day. Since 1960, LSU is 248-66-4 (.786) at night in Tiger Stadium compared to a 33-27-3 (.548) record during the day over that span. Since 2000, LSU is 82-11 in night games in Death Valley.

CBSSports.com's Dennis Dodd wrote in October 2009 of LSU's fabled night history, "It has turned the knees of All-Americans to goo. It has caused coaches to lose their coaching minds. It only happens at a special

space at a special time. LSU can be up, LSU can be down, but LSU's best weapon remains ... sunset."

LSU has averaged 79,110 spectators for its 389 contests in Tiger Stadium since the NCAA began compiling official attendance figures in 1957. Since the start of the NCAA's attendance compilations, LSU has finished in the nation's top 10 in average attendance in 54 of the past 61 seasons. The Tigers have drawn 30,773,984 fans since 1957. LSU passed the 30,000,000-mark in all-time attendance in 2016.

Tiger Stadium first opened its gates to fans in the fall of 1924 as LSU hosted Tulane in the season finale. Beginning with that first game in Tiger Stadium, LSU has posted a 418-150-18 (.729) mark in Death Valley. LSU's overall home record since the start of football in 1893 is 501-170-20 (.740).

### Testimonials

Tiger Stadium tradition and lore has seen its share of national publicity as one of the most talked about venues in all of sports.

In 1998, Sport Magazine named Tiger Stadium "the most feared road playing site in America," and in 1996, ESPN named LSU's pre-game party the best in all of America.





Those surveys supported the previous polls by Gannett News Service in 1995, The Sporting News in 1989 and the College Football Association in 1987, that depict Tiger Stadium as the most difficult place for a visiting team to play.

Sports Illustrated's Rick Reilly, in a column comparing college football to professional football, penned that "College football is LSU's Tiger Stadium at night." ESPN's Chris Fowler called LSU his favorite gameday experience in the Sports Illustrated's On Campus issue in 2003.

In 2002, after a 33-10 non-conference win over Miami (Ohio), UM coach Terry Hooppner said of Tiger Stadium, "That's as exciting an environment as you can have. I thought the crowd was a factor for us because we had communication problems we haven't had at Michigan and Ohio State."

After a victory before a national television audience on ESPN in 2001, ESPN sideline reporter Adrian Karsten said, "Death Valley in Baton Rouge is the loudest stadium I've ever been in. There are very few stadiums in America worth a touchdown, but the Bayou Bengals certainly have that advantage in Tiger Stadium."

In 2007, the acclaim continued when The Bleacher Report ranked "Death Valley" as the third toughest venue in the world to play in. LSU's run to a national title and record crowds led ESPN.com to proclaim Tiger Stadium as "The Scariest Place to Play in America" for an opposing team in a list of stadium rankings.

Wright Thompson of ESPN.com wrote in 2008, "It was electric. When Death Valley is rocking, it seems as if it might actually take flight. On Saturday, I went back to Baton


Rouge to see Alabama barely beat LSU, and was, once again, reminded that Tiger Stadium is the best place in the world to watch a sporting event."

The stadium's sheer noise and tradition has carried into a new decade. In 2010, The Sporting News proclaimed Tiger tailgating and "Saturday Night in Death Valley" as the top gameday tradition in all of college football. That same year, the Associated Press named Tiger Stadium as the top place to tailgate in college football.

Following the 2012 season, Athlon Sports wrote, "Be it the vast and unique tailgating menu or Richter Scale-inducing fans, few places in the nation can send chills down your spine like a game at Tiger Stadium. As one of the loudest and most rabid atmospheres in the nation, LSU boasts one of the most daunting home-field advantages in college football — especially at night."

#### Great Moments

The 2007 national championship season featured some of Tiger Stadium's most exciting moments, including a 28-24 win over Florida on Oct. 6. Top-ranked LSU overcame a 10-point fourth-quarter deficit to beat the ninth-ranked Gators in front of 92,910 fans — then the largest crowd in stadium history — and a primetime CBS national television audience. Just two weeks later, Matt Flynn connected with Demetrius Byrd on a 22-yard TD pass with one second remaining to give LSU a 30-24 victory over Auburn in a game televised by ESPN. LSU rallied from deficits of 17-7 at halftime and 24-23 with three minutes left in the contest to capture the electrifying win.





## BAYOU COUNTRY SUPERFEST

Tiger Stadium transitioned into a country music cathedral each May from 2010 through 2016 with the three-day Bayou Country Superfest, an annual festival that was one of the top tourist destinations in Baton Rouge and the South. BCS featured the likes of Kenny Chesney, Zac Brown Band, Tim McGraw, Carrie Underwood, Rascal Flatts, Jason Aldean and

Though already considered one of the most raucous stadiums in all of college football, the 2003 season saw Tiger Stadium take it to another level during LSU's national title run, as the team, along with the fans, captivated the national media almost on a weekly basis. CBS televised Matt Mauck's last-minute game-winning pass to Skyler Green against Georgia before a crowd of 92,251, while ESPN was on hand for a dominating 31-7 victory over Auburn. The Tigers closed out the 2003 home slate with a 55-24 win over Arkansas before what was then the second-largest crowd in school history (92,213). The contest was televised to a national audience by CBS and the win propelled LSU to the SEC Championship Game.

In 2001, the Tigers clinched a berth in their first SEC Championship Game with a 27-14 victory over Auburn in the season finale in Tiger Stadium. After the contest, thousands of Tiger fans spilled onto the stadium floor to celebrate the victory. The Auburn game was traditionally played earlier in the season, but the attacks of September 11 postponed the contest until the final week of the regular season.

In 2000, the goal posts came down twice. Immediately after the Tigers upset then-No. 11 ranked Tennessee 38-31 in overtime, the capacity crowd of 91,682 flowed onto the field of Tiger Stadium to celebrate the

victory. Hundreds of students lined the sidelines and the back of the north end zone as the Tigers held the Vols scoreless in overtime for the victory.

The goal posts came down again in the final home game of the 2000 season as the Tigers posted a 30-28 win over Alabama, their first victory over the Crimson Tide in Tiger Stadium since 1969.

The goal posts fell for the first time in 1997 as all of America witnessed one of the most explosive nights in the history of the grand stadium when the Tigers upended No. 1-ranked Florida before a national television audience. A sea of Tiger fans swamped the floor of Tiger Stadium as both goal posts came crashing down -- a scene that was replayed countless times on college football highlight shows.

One of the most famous moments in Death Valley history took place on "The Night The Tigers Moved the Earth," Oct. 8, 1988. When Tiger quarterback Tommy Hodson threw to Eddie Fuller for a winning touchdown against Auburn, the explosion of the crowd was so thunderous that it caused an earth tremor that registered on a seismograph meter in LSU's Geology Department across campus.

Then there was the night the Tigers nearly upset No. 1-ranked Southern California before a sellout crowd on September 28, 1979. The Tigers came up short, but the

crowd roared from kickoff to final gun in a game many ardent LSU followers rank as the loudest in stadium history.

And, of course, there was Halloween night 1959, when Billy Cannon made his famous 89-yard punt return to lead No. 1 LSU past No. 3 Ole Miss. Legend has it that families living near the campus lakes came running out of their homes in fear of the noise erupting around them.

Those are the highlights, some of which have shaped the character of this great stadium. But week in and week out each fall, a new chapter unfolds in the history of Death Valley.

Aside from football, Tiger Stadium served as a concert venue from 2010-16. Death Valley played host to "Bayou Country Superfest," a three-day country music festival that featured the likes of Taylor Swift, Blake Shelton, Kenny Chesney, Tim McGraw, Zac Brown Band, Rascal Flatts, Keith Urban, Carrie Underwood, Jason Aldean and Luke Bryan.

### History

The home of one of football's proudest traditions, Tiger Stadium once served as a dormitory for approximately 1,500 students, and while Broussard Hall, then LSU's athletics dormitory, was being renovated during the fall of 1986, the LSU football players lived in Tiger Stadium.



The original phase of construction was completed in 1924. This first phase included the east and west stands, which seated about 12,000. Seven years later (1931), the sides were extended upward to accommodate an additional 10,000 fans, raising the capacity to 22,000. In 1936, the stadium seating capacity was increased to 46,000, with the addition of 24,000 seats in the north end, making Tiger Stadium into a horseshoe configuration.

The next phase of construction took place in 1953 when the stadium's south end was closed to turn the horseshoe into a bowl, increasing the seating capacity to 67,720.

The original upper deck atop the west stands was completed in 1978, and it added 8,000 seats to the stadium's capacity. More seating in two club level sections, which flanked the existing press box, brought the total addition to approximately 10,000 seats and raised the stadium's capacity to approximately 78,000.

Refurbishing began on the stadium in the summer of 1985, when the east and west stands were waterproofed, and 25,000 chair back seats were added to replace the older "bench" type seats. Another phase of

improvements was completed in 1987 when the north and south stands were waterproofed and newer bleachers were again installed to replace the older ones.

The playing field was moved 11 feet south in 1986 to provide more room between the back line of the North End Zone and the curvature of the stadium fence, which surrounds the field. It also put the playing area in the exact center of the arena's grassy surface.

Prior to the 1987 season, more seats were installed at the upper portion of the west lower stands in Tiger Stadium. Also, the stadium's seating arrangement was renumbered to make all seats a uniform size. The addition of bleacher seating in 1988 brought the capacity to 80,150, but the elimination of some bleacher seating after the 1994 season dropped the capacity to 80,000.

Now the sixth-largest on-campus stadium in college football, Tiger Stadium continues to provide fans with the ultimate college football experience. Prior to the 2000 season, 11,600 seats were added with the installation of the east upper deck, bringing the capacity to nearly 92,000. In addition to the new east upper deck, 70 skyboxes, called "Tiger

Dens," were built, giving Tiger fans luxury accommodations. The addition of the 11,600 seats in 2000 marked the first expansion to Tiger Stadium since 1978, when the original west upper deck was completed.

The distinctive environment of Tiger Stadium became even more pronounced in 2005 as the ambitious West Upper Deck project was virtually completed. Construction on the project -- which began immediately after LSU's home finale against Ole Miss in November of 2004 - carried a \$60 million price tag and rebuilt over 3,200 special amenity seats as well as a state-of-the-art press box to Tiger Stadium. The west side renovation, which included the removal and rebuilding of the upper deck to mirror the east side upper deck, was completely finished during the 2006 season.

In 2009, major technological advances were made when Tiger Stadium added an 80-foot wide high-definition video board to the north end zone of the facility. Called one of the largest video boards in all of college athletics, the HD board measures 27-feet high and 80-feet wide.



In August 2010, LSU Vice Chancellor and Director of Athletics Joe Alleva and the Tiger Athletic Foundation launched a campaign to preserve and restore the look of Tiger Stadium. The 428 windows on the north side of the stadium were completely refurbished. The 300 remaining windows on the east and west sides of the stadium were completed for the 2013 season.

Prior to the 2012 season, construction was completed on the first part of the west side plaza that included new gates, All-American and Hall of Fame plazas and the national championship plaza that showcases the past, present and future of LSU football. Construction on the north plaza of Tiger Stadium was completed prior to the 2013 season.

The 2012 season saw a new tradition established at Tiger Stadium. Following an LSU victory,

the north end of the stadium lights up in "victory gold." The unique look is a part of a state-of-the-art lighting system that was installed prior to the season that turns the upper archways of the north end of the stadium to purple and gold. Also prior to the 2012 campaign, letters spelling out "Tiger Stadium" were installed on the west side.

In April 2012, a new era of Tiger Stadium was unveiled by Alleva, as plans were announced for the South End Zone Expansion. Construction was completed prior to the 2014 season for 66 suites, approximately 3,000 club seats above the existing south end zone seats, and 1,400 general public seats above the new suite and club seating. The project, privately funded by Tiger Athletic Foundation, brought the capacity of Tiger Stadium to 102,321, making it the sixth-largest stadium in the nation.



# Tiger Stadium Records

## Individual Records

	LSU	OPPONENTS
<b>RUSHING</b>		
Yards	284 by Leonard Fournette (Ole Miss, 2016)	291 by Shaun Alexander (Alabama, 1996)
Attempts	43 by Charles Alexander, 1977	
Touchdowns	4 (four times; last: LaBrandon Toefield, Utah State, 2001)	4 by Shaun Alexander (Alabama, 1996)
Longest rush	88 yards by Adrian Dodson (Tulane, 1940)	
<b>PASSING</b>		
Yards	438 by Tommy Hodson (Tennessee, 1989)	464 by Rex Grossman (Florida, 2001)
Completions	33 by Jeff Wickersham (Mississippi St., 1983)	37 (three times; last: Brandon Doughty, Western Kentucky, 2015)
Attempts	58 by Josh Booty (Auburn, 1999)	72 by Levi Brown (Troy, 2008)
Touchdowns	5 by Zach Mettenberger (UAB, 2013)	5 by Rex Grossman (Florida, 2001)
Longest Pass	94 yards - Anthony Jennings to Travin Dural (Sam Houston St., 2014)	98 yards - Austin Appleby to Tyrie Cleveland (Florida, 2016)

## Total Offense

Plays	61 by Josh Booty (Auburn, 1999)	74 by Levi Brown (Troy, 2008)
Yards	433 by Tommy Hodson (Tennessee, 1989)	463 by Rex Grossman (Florida, 2001)

## RECEIVING

Receptions	14 by Wendell Davis (Ole Miss, 1986)	12 by David Martin (Tennessee, 2000)
Yards	248 by Todd Kinchen (Mississippi St., 1991)	175 by Brandon Middleton (Houston, 2000)
Touchdowns	5 by Carlos Carson (Rice, Sept. 24, 1977)	2 by many

## RETURNS

Punt Returns	7 (twice; last: Eddie Kennison, Kentucky, 1994)	
Punt Return Yards	163 by Trindon Holliday (North Texas, 2008)	
Kickoff Returns	7 by Trindon Holliday (Georgia, 2008)	
Kickoff Return Yards	164 by Trindon Holliday (Georgia, 2008)	
Long Punt Return	100 by Eddie Kennison (Mississippi St., 1994)	
Long Kickoff Return	100 by Eric Martin (Kentucky, 1981)	
Long Missed FG Return	100 by Odell Beckham Jr. (UAB, 2013)	

## All-Purpose

Yards	376 by Kevin Faulk (Houston, 1996)
-------	------------------------------------

## SCORING

Points	30 by Carlos Carson (Rice, 1977)	24 – twice (last: Peyton Hillis, Arkansas, 2007)
--------	----------------------------------	--

## DEFENSE

Tackles	21 by Al Richardson (South Carolina, 1982)
Sacks	3 (by several; last: Lewis Neal, Florida, 2015)
Interceptions	3 (twice; last: Craig Burns, Ole Miss, 1970)

## KICKING

Field Goals	4 by several (last: Josh Jasper vs. Arkansas, 2009)
Longest Field Goal	54 yds. by Wade Richey (Kentucky, 1996)
PATs Made	10 by Bobby Moreau (Rice, 1977)
Longest Punt	71 by Matt DeFrank (Notre Dame, 1986)

## Team Records

	LSU	OPPONENTS
<b>RUSHING</b>		
Rushing Attempts	83 (Wyoming, 1977)	71 (Mississippi State, 1991)
Rushing Yards	503 (Oregon, 1977)	422 (Mississippi State, 1991)
Rushing TDs	8 (Tulane, 1961)	5 (three times; last: Arkansas, 2007)
<b>PASSING</b>		
Passes Attempted	69 (Auburn, 1999)	72 (Troy, 2008)
Passes Completed	31 (Tennessee, 1989)	37 (three times; last: Western Kentucky, 2015)
Completion Pct.	85% (UAB, 2013)	80% (Florida, 1993)
Passing Yards	485 (Western Carolina, 2000)	504 (Florida, 2001)
Passes Had Int.	6 (Tennessee, 1939)	5 (Texas A&M, 1986)
TD Passes	7 (Ohio University, 1989)	6 (Florida, 2001)
<b>OFFENSE</b>		
First Downs	35 (Mississippi State, 1969)	33 (Alabama, 1989)
Total Offensive Att.	99 (Tulane, 1969)	89 - three times (last: Troy, 2008)
Total Offensive Yards	746 (Rice, 1977)	644 (Alabama, 1989)
Fumbles Lost	5 - three times (last: Mississippi St., 1945)	
Total Turnovers	8 (Tulane, 1944)	
<b>SCORING</b>		
Points in a Quarter	35 (Rice, 1977 - 3rd Quarter)	24 (Miami, 1988 - 4th Quarter)
Points in a Half	49 (Louisiana Tech, 2003 - First Half); (Rice, 1977 - Second Half)	
Points in First Half	49 (Louisiana Tech, 2003)	
Points in Second Half	49 (Rice, 1977)	
Most Points	77 (Rice, 1977)	58 (Florida, 1993)
Most Point, Both Teams	98 (Arkansas def. LSU, 50-48 in 3 OTs, 2007)	

## Longest Tiger Stadium Winning Streaks

	WINS	YEARS	BEGAN	SNAPPED
1.	22	2009-12	Oct. 24 def. Auburn, 31-10	Nov. 3 lost to Alabama, 21-17
2.	19	2005-07	Oct. 15 def. Florida, 21-17	Nov. 23 lost to Arkansas, 50-48 (3OT)
3.	17	1935-38	Oct. 5 def. Texas, 18-6	Sept. 24 lost to Ole Miss, 20-7
4.	15	1971-73	Sept. 18 def. Texas A&M, 37-0	Nov. 22 lost to Alabama, 21-7
5.	14	1957-60	Sept. 28 def. Alabama, 28-0	Oct. 1 lost to Baylor, 7-3
6.	11	2012-14	Nov. 10 def. Mississippi St., 37-17	Sept. 20 lost to Mississippi St., 34-29
7.	10	2003-05	Oct. 25 def. Auburn, 31-7	Sept. 26 lost to Tennessee, 30-27 (OT)

## Top 25 Tiger Stadium Crowds

NO.	ATT.	OPPONENT	DATE	RESULT
1.	102,321	Alabama	Nov. 5, 2016	Lost, 0-10
2.	102,321	Florida	Oct. 17, 2015	Won, 35-28
3.	102,321	Eastern Michigan	Oct. 3, 2015	Won, 44-22
4.	102,321	Auburn	Sept. 19, 2015	Won, 45-21
5.	102,321	Alabama	Nov. 8, 2014	Lost, 13-20 (OT)
6.	102,321	Ole Miss	Oct. 25, 2014	Won, 10-7
7.	102,321	Mississippi State	Sept. 20, 2014	Lost, 29-34
8.	102,164	Southern Miss	Oct. 15, 2016	Won, 45-10
9.	102,071	Missouri	Oct. 1, 2016	Won, 42-7
10.	102,043	Florida	Nov. 19, 2016	Lost, 10-16
11.	101,987	New Mexico State	Sept. 27, 2014	Won, 63-7
12.	101,803	Texas A&M	Nov. 28, 2015	Won, 19-7
13.	101,720	Ole Miss	Oct. 22, 2016	Won, 38-21
14.	101,699	Arkansas	Nov. 14, 2015	Lost, 14-31
15.	101,601	Auburn	Oct. 14, 2017	Won, 27-23
16.	101,581	Kentucky	Oct. 18, 2014	Won, 41-3
17.	101,561	Western Kentucky	Oct. 24, 2015	Won, 48-20
18.	101,194	UL-Monroe	Sept. 13, 2014	Won, 31-0
19.	100,338	Sam Houston State	Sept. 6, 2014	Won, 56-0
20.	99,879	Troy	Sept. 30, 2017	Lost, 21-24
21.	98,546	Arkansas	Nov. 18, 2017	Won, 33-10
22.	97,675	Texas A&M	Nov. 25, 2017	Won, 45-21
23.	97,289	Chattanooga	Sept. 9, 2017	Won, 45-10
24.	96,044	Syracuse	Sept. 23, 2017	Won, 35-26
25.	93,374	Alabama	Nov. 3, 2012	Lost, 17-21

## There's Proof in the Polling

### 2013

Athlon Sports ranks Tiger Stadium as the top venue in college football, proclaiming there is nothing better in the sport than a night game in "Death Valley"

### 2012

CNN reveals its top tailgating destinations in football and LSU's gameday experience is No. 1

### 2011

A CBSSports.com poll ranking America's best stadiums votes Tiger Stadium No. 1, encompassing the venue's tradition, architecture, fans and atmosphere

### 2010

The Sporting News and Associated Press proclaim Tiger tailgating and Saturday

Night in Death Valley as the top gameday traditions in all of college football.

### 2007

ESPN.com proclaims Tiger Stadium "The Scariest Place To Play in America" for an opposing team in a list of stadium rankings.

### 2007

The Bleacher Report ranks Tiger Stadium as the third toughest venue in the world to play in. Death Valley was only one of three American venues to make the list, surpassing the likes of Lambeau Field and Yankee Stadium.

### 1998

Sport Magazine names Tiger Stadium "the most feared road playing site in America."

### 1996

ESPN proclaims LSU's pregame party to be the best in college football.

### 1995

Gannett News Service, in a poll of college football head coaches, names Tiger Stadium as the most dreaded road playing site in America.

### 1989

The Sporting News ranks Tiger Stadium No. 1 among "The 10 best places to attend a college football game."

### 1987

The College Football Association, in a poll of the nation's Division I-A head coaches, determines that Tiger Stadium is the most difficult place for a visiting team to play.

## LSU Win-Loss Records in Tiger Stadium

1924	0-1-0	1943	4-1-0	1962	4-1-1	1981	3-4-0	2000	6-1-0
1925	4-2-0	1944	1-4-1	1963	5-1-0	1982	5-1-1	2001	5-2-0
1926	3-1-0	1945	4-2-0	1964	4-1-1	1983	2-5-0	2002	6-1-0
1927	2-1-0	1946	6-1-0	1965	6-1-0	1984	5-1-0	2003	6-1-0
<b>1928</b>	<b>4-0-0</b>	1947	4-1-0	1966	3-2-1	1985	4-1-1	<b>2004</b>	<b>7-0-0</b>
1929	5-1-0	1948	3-4-0	1967	5-2-0	1986	5-2-0	2005	5-1-0
<b>1930</b>	<b>5-0-0</b>	1949	7-1-0	1968	5-1-0	1987	5-1-1	<b>2006</b>	<b>8-0-0</b>
1931	3-1-0	1950	3-2-1	<b>1969</b>	<b>6-0-0</b>	1988	5-1-0	2007	6-1-0
1932	3-1-1	1951	4-2-1	1970	6-1-0	1989	2-4-0	2008	5-3-0
1933	5-0-2	1952	0-5-0	1971	5-2-0	1990	5-1-0	2009	6-1-0
1934	3-1-1	1953	3-2-1	<b>1972</b>	<b>7-0-0</b>	1991	2-4-0	<b>2010</b>	<b>7-0-0</b>
1935	4-1-0	1954	3-3-0	1973	6-1-0	1992	2-5-0	<b>2011</b>	<b>6-0-0</b>
<b>1936</b>	<b>6-0-0</b>	1955	2-2-1	1974	5-1-0	1993	3-3-0	2012	7-1-0
<b>1937</b>	<b>7-0-0</b>	1956	1-4-0	1975	3-3-0	1994	2-4-0	<b>2013</b>	<b>7-0-0</b>
1938	5-2-0	1957	4-2-0	1976	6-0-1	1995	5-1-0	2014	5-2-0
1939	2-4-0	<b>1958</b>	<b>5-0-0</b>	1977	5-2-0	1996	6-1-0	2015	6-1-0
1940	5-2-0	<b>1959</b>	<b>6-0-0</b>	1978	5-1-0	1997	4-3-0	2016	5-2-0
1941	3-3-2	1960	4-2-0	1979	4-3-0	1998	3-3-0	2017	5-1-0
<b>1942</b>	<b>6-0-0</b>	<b>1961</b>	<b>6-0-0</b>	1980	5-1-0	1999	3-4-0		

## Tiger Stadium Attendance (1957-2017)

YEAR	G	ATT.	AVG.	NCAA RANK	YEAR	G	ATT.	AVG.	NCAA RANK	YEAR	G	ATT.	AVG.	NCAA RANK
1957	6	297,953	49,659	8	1978	6	446,392	74,399	6	1999	7	551,780	78,826	11
1958	5	296,576	59,315	3	1979	7	507,984	72,569	7	2000	7	614,704	87,815	5
1959	7	408,727	58,390	3	1980	6	444,703	74,617	7	2001	7	633,440	90,491	5
1960	6	318,899	53,150	7	1981	7	513,850	73,407	8	2002	7	632,147	90,307	5
1961	6	381,409	63,568	3	1982	7	537,012	76,716	6	2003	7	636,817	90,974	6
1962	6	397,701	66,284	3	1983	7	535,432	76,490	6	2004	7	638,462	91,209	6
1963	6	396,846	66,141	2	1984	6	467,746	77,958	6	2005	6	549,480	91,580	6
1964	6	380,687	63,448	4	1985	6	454,182	75,697	9	2006	8	737,696	92,212	6
1965	7	457,733	65,390	4	1986	7	546,129	78,018	7	2007	7	648,334	92,619	6
1966	6	386,098	64,350	4	1987	7	541,307	77,330	7	2008	8	739,065	92,283	7
1967	7	454,101	64,872	4	1988	6	464,006	77,334	7	2009	7	647,420	92,489	7
1968	6	396,774	66,129	5	1989	6	425,334	70,889	12	2010	7	649,023	92,718	8
1969	6	388,461	64,744	7	1990	6	429,480	71,580	13	2011	6	557,210	92,868	7
1970	7	436,823	62,403	9	1991	6	412,476	68,746	16	2012	8	741,005	92,626	7
1971	7	463,491	66,213	5	1992	7	470,546	67,221	13	2013	7	639,927	91,418	8
1972	7	470,078	67,154	7	1993	6	361,632	60,272	20	2014	7	712,063	101,723	4
1973	7	474,108	67,730	5	1994	6	390,741	65,124	14	2015	7	654,084	93,441	*4
1974	6	395,587	65,931	6	1995	6	446,148	74,358	11	2016	7	708,618	101,231	5
1975	6	386,171	64,362	9	1996	7	556,631	79,519	8	2017	6	591,034	98,506	6
1976	7	452,921	64,703	7	1997	7	561,629	80,233	9	<b>Total:</b>	<b>389</b>	<b>30,773,984</b>	<b>79,110</b>	
1977	7	455,433	65,062	9	1998	6	481,739	80,290	10					

\* For NCAA ranking purposes, LSU's 2015 six-game home average was 102,004 (612,024 total attendance). The NCAA ranking excludes the game vs. South Carolina that was moved to Tiger Stadium when the contest could not be played in Columbia due to severe flooding.



## LSU Board of Supervisors



**Ronald R. Anderson**  
Baton Rouge, La.  
Member-at-Large



**Glenn J. Armentor**  
Lafayette, La.  
District 3



**Jack A. Blossman Jr.**  
Mandeville, La.  
District 1



**B. Wayne Brown**  
Bossier City, La.  
District 4



**R. Blake Chatelain**  
Alexandria, La.  
District 5



**Robert S. Dampf**  
Baton Rouge, La.  
District 6



**Valencia Sarpy Jones**  
Natchitoches, La.  
District 4



**Stewart Lockett**  
Student Member



**Lee Mallett**  
Iowa, La.  
Member-at-Large



**James W. Moore Jr.**  
Monroe, La.  
District 5



**J. Stephen Perry**  
New Orleans, La.  
Member-at-Large  
Past Chair



**Rémy Voisin Starns**  
Metairie, La.  
District 1



**Mary L. Werner**  
Lake Charles, La.  
District 3



**James M. Williams**  
Metairie, La.  
District 2  
Chair



**Jimmie M. Woods**  
New Orleans, La.  
District 2



**Robert Yarborough**  
Baton Rouge, La.  
District 6



## Dr. F. King Alexander

President, LSU



Dr. F. King Alexander is the President of Louisiana State University, which enrolls more than 45,000 students and includes institutions across Louisiana. He began at LSU on June 24, 2013. During his tenure as president, the university has seen consecutive record-breaking graduating classes in terms of both size and diversity and enrollment growth across all campuses.

Prior to this appointment, Dr. Alexander was president of California State University, Long Beach (2005–2013) one of the nation’s largest public universities.

During his more than seven-year tenure at California State University, Long Beach, Dr. Alexander was twice named the California State University Student Association (CSSA) “President of the Year,” which represents all 23 California State Universities and its more than 440,000 students.

Prior to becoming president of California State University, Long Beach, Dr. Alexander was president of Murray State University in Kentucky (2001–05) and was a faculty member at the University of Illinois, Champaign-Urbana, where he was the director of the graduate higher education program.

A Kentucky native who grew up in north Florida, Dr. Alexander received his Ph.D. from the University of Wisconsin-Madison in higher education administration with a focus on finance and educational policy analysis, and a Master of Science degree in comparative educational studies from the University of Oxford in Oxford, England.

As a teacher and administrator, Dr. Alexander has received many honors, including the University of Wisconsin-Madison School of

Education Alumni Achievement Award (2002) and has research university faculty affiliations at the University of Wisconsin-Madison Center for the Study of Postsecondary Education (WISCAPE) and Cornell University Higher Education Research Institute (CHERI).

Dr. Alexander also has been asked to represent public higher education colleges and universities on numerous occasions to the United State Congress on issues of college affordability, student indebtedness, and institutional efficiency and effectiveness in efforts to address many of the growing challenges facing American higher education. He has testified before the Senate Committee on Health, Education, Labor & Pensions (HELP), the U.S. Commission on Civil Rights, and the Advisory Committee on Student Financial Assistance, to name a few. Due to his national recognition and involvement in higher education issues, Dr. Alexander has served on numerous U.S. higher education and statewide organizational leadership boards, and remains very active in policy and planning discussions.

Dr. Alexander and his wife, Shenette, have three children: Kylie, Savannah and Madison.



## Dr. Bill Demastes

Faculty Athletics Representative

Dr. Bill Demastes is the San Diego II Alumni Professor of English at LSU. He is in his seventh year as LSU’s Faculty Athletics Representative. Dr. Demastes earned his Ph.D. in English from the University of Wisconsin-Madison, a masters in English from the University of Georgia, and a bachelors degree in philosophy from

the University of California-Berkeley.

At LSU, he served as Associate Dean of the College of Arts and Sciences (2001–04) and Director of the Master of Arts in Liberal Arts Program (1996–2004).

He was honored with the LSU Alumni Association Faculty Excellence Award in 2000, and in 2002 he won the LSU Distinguished Faculty Award. He was named in 2009 an LSU Rainmaker, which is given to the top 100 LSU Faculty. In 2010 and 2013 he received the Tiger Athletic Foundation Undergraduate Teaching Award.

He is the author of numerous books on modern drama and theatre, including Theatre of Chaos, Staging Consciousness, and Comedy Matters.

# Joe Alleva

Vice Chancellor/Director of Athletics



Joe Alleva continues to bring unprecedented national recognition to LSU as Vice Chancellor and Director of Athletics, leading one of the country's premier collegiate athletic programs. The success of LSU Athletics is a clear reflection of Alleva's mission to prepare student-athletes to excel in competition, in the classroom and the community, and to build champions in life on and off the field of play.

Alleva's strategic plan involves an unwavering investment in the future of LSU Athletics that will benefit the university for generations and create an enduring, impactful environment for student-athletes featuring the best in facilities, academic support and coaching staffs. His vision is focused upon maximizing the overall well-being of each LSU student-athlete and helping them to realize their full potential.

Alleva joined the LSU family on April 2, 2008 after an outstanding tenure as director of athletics at Duke University. He was named vice chancellor in 2009, marking the first time in LSU history the director of athletics has also held a vice chancellor position.

On the field of play, Alleva's tenure has been distinguished by a number of significant achievements, including four 10-win seasons and 95 total victories by the football team. The Tigers have played in a bowl game in each of his 10 gridiron seasons, and LSU has finished in the Top 20 eight times in that period. LSU under Alleva's leadership has claimed the 2009 baseball national championship and four College World Series berths, the 2015 men's golf national championship, two women's basketball Sweet 16 appearances, six gymnastics Super Six berths, four softball College World Series appearances and 18 NCAA Top 5 finishes indoors and outdoors by the men's and women's track and field teams.

The Tigers in the past 10 seasons have earned 46 individual NCAA championships in the sports of men's and women's track and field, gymnastics, men's golf, women's golf and women's tennis. LSU has captured 17 Southeastern Conference team championships, and the Tigers have won 120 individual SEC titles during Alleva's term.

In the classroom, the most recent academic year marks the 10th straight in which LSU's student-athletes broke the previous year's graduation success rate record. It is a shining achievement for our

program and for our LSU Tigers. LSU Athletics has seen a 31 percent increase in graduation success rates – now at an all-time high of more than 90%. The number places LSU among the best in the SEC. The remarkable climb reflects the priorities and resources the program places on academic performance along with its top-tier partnership with the LSU Cox Communications Academic Center for Student-Athletes.

LSU was also proud this year to celebrate the 2017-2018 SEC H. Boyd WcWhorter Scholar Athlete of the Year, Kelly Quinn from LSU Volleyball. Quinn was a Biology and Kinesiology/Pre-Med student who maintained a 4.063 grade point average. She is the sixth student-athlete from LSU to earn the award and just the second female from LSU.

Leading the way, Alleva has also successfully managed the department's finances and operations, making LSU one of the nation's top 10 programs in revenue, profit, ticket sales and commitment to its student-athletes and athletic endeavors. LSU athletics has also engaged in an unprecedented financial relationship with the university during this time, contributing more than \$50 million to the campus in





less than five years. There is no other program in college athletics that has made such a financial investment in its university. LSU Athletics is proud to be one of the very few in the country that does not take student fees or taxpayer dollars. It is entirely self-funded.

The implementation under Alleva's direction of the "Geaux Givers" community outreach program fosters a relationship between the local citizens and LSU student-athletes. The Tigers in 2017-18 logged 4,177 hours in community service work across 21 sports. They played an integral role in assisting victims of the devastating flood that struck the Baton Rouge area in August 2016, helping to provide relief, rebuilding and rebirth for the community.

Alleva has also bolstered the L-Club program to connect with former student-athletes, and he instituted the thriving "Project Graduation" plan in which former student-athletes return to LSU to earn their degrees.

Alleva's vision keeps LSU among the nation's leaders in facilities, and he is devoted to enhancing the experiences of fans at each of the Fighting Tigers' venues. Tiger Stadium is currently undergoing a significant upgrade in its concessions and restroom facilities, and last summer the largest center-hung video board in college basketball was installed in the Pete Maravich Assembly Center.

This year, with the partnership and fundraising of the Tiger Athletic Foundation, the program began extensive renovations of its Football Operations facility in order to, once again, bring it to the very top of the pack amongst Power 5 schools. The new facility will feature a new state-of-the-art locker room, team room, offices, film rooms and training area.

A new nutrition center and cafeteria for all LSU student-athletes will also be built in the new football operations facility. The center will help ensure LSU student-athletes receive the very best in nutrition for peak performance and will be the most elite such facility in college football.

An innovator with bold ideas, Alleva in 2014 opened the expansion

of the South End Zone of Tiger Stadium, continuing an effort to augment one of the most iconic venues in all of college sports. Since 2010, he has executed an aggressive campaign to preserve and enhance the appearance of Tiger Stadium that has included the installation of new windows, lighting systems, gating systems, and championship plazas.

Alleva also supervised a major renovation to the University Club golf course, a new indoor/outdoor tennis facility, an overhaul of the LSU soccer facility, and the track and field program has received renovations to its indoor facility, including new track offices. This is in addition to the top gymnastics training center in college athletics.

In the spring of 2016, Alleva completed a five-year term on the prestigious NCAA Men's Basketball Committee, an appointment cementing his reputation as one of the most respected athletic administrators in the country. He has been appointed to numerous national committees, including the Football Bowl Certification Committee, the NCAA Division I Championships/Competition Cabinet and several Southeastern Conference and Atlantic Coast Conference committees.

Alleva, who earned his bachelor's degree in finance from Lehigh in 1975, was the quarterback of the football team and team captain in 1974. He also played on the baseball team and served as a graduate assistant football coach, earning an MBA in 1976.

He became director of athletics at Duke in 1998 and his historic tenure there propelled the university into the ranks of America's top all-around collegiate programs. While at Duke, he played a key role in the Durham, N.C. sports scene. Alleva started Little League Baseball in Durham nearly 30 years ago, and also began the American Legion baseball program. He is a member of the North Carolina American Legion Hall of Fame, Suffern High School Hall of Fame and the Rockland County Hall of Fame.

Joe and his wife, Annie, have three children, J.D., Jeff, and Jenny, and six grandchildren.



## Verge Ausberry

### Deputy Director of Athletics

A former LSU football standout, Verge Ausberry joined the athletics administrative staff in August 2001 as an Associate Athletics Director and was appointed to the position of Senior Associate AD in May 2006. He was named Deputy Director of Athletics in January 2015.

Ausberry supervises and is responsible for the LSU football, men's basketball and men's and women's track and field programs. He also oversees LSU's sports medicine and research, equipment staff, strength and conditioning staff, video department, branding, life skills and alumni relations. Ausberry also assists the office of LSU President Dr. F. King Alexander in

external and governmental relations.

Ausberry, a native of New Iberia, Louisiana, played inside linebacker for the Tigers, lettering in 1986-89. He was part of two SEC championship teams, led the Tigers in tackles in 1988 and 1989, and played in four bowl games.

He first served the athletic department in compliance and the highly regarded Academic Center for Student-Athletes. After leaving the academic center, he joined the staff of the Tiger Athletic Foundation. During his time on staff, he has also managed corporate relations, marketing, game management, and operations for LSU Athletics during his time on staff.

Ausberry received his Bachelor of Science in education in May 1990, his Master of Education in May 1992 and his specialist in higher education administration in 2004. He is presently a doctoral candidate in higher education administration at LSU. He is married to the former Cheri Morial of New Orleans and they have two boys, Austin (14) and Jaiden (13).



## Bo Bahnsen

### Senior Associate AD/Compliance and Planning

Returning in 2009 to serve LSU Athletics in the compliance office, Bahnsen is once again proving to be a very versatile member of the athletics department.

Before moving back to compliance, Bahnsen served the previous five years, in a valuable role as Associate Athletics Director for Internal Relations, overseeing the ticket office and all customer service operations.

Prior to December 2003, Bahnsen's primary responsibility for the previous 14 years was to serve as LSU's NCAA compliance officer.

Bahnsen served as manager of the LSU basketball team as an undergraduate student. In 1982, he became the administrative assistant for the men's basketball team, where he worked for five years.

In July 1987, he became administrative assistant to LSU Athletics Director Joe Dean, overseeing the purchasing office and departmental travel operations until his promotion in 1989. Bahnsen was then assigned his primary responsibility as NCAA compliance officer as Assistant Athletics Director, and then was promoted to Associate Athletic Director in 1996.

Bahnsen has been responsible for overseeing the successful implementation of LSU's Tradition Fund Program, a football-seating plan that requires contributions for the right to purchase approximately 45,000 seats in Tiger Stadium. In 2009, he helped organize the highly successful LSU celebration of the 100th anniversary of the men's basketball program.

A native of Wharton, Texas, Bahnsen attended Wharton County Junior College for two years before transferring to LSU in 1979. He earned his Bachelor of Science in physical education.

Bahnsen is married to the former Karen Mayson, a former LSU golfer and the head coach of the Lady Tigers' golf program for 36 years. The couple has two children, Darren and Devin.



## Mark Ewing

### Senior Associate AD/Business

Mark Ewing, a 34-year employee of Louisiana State University, is in his 18th year with the athletics department. He serves as the Senior Associate Athletics Director for Business and the department's Chief Financial Officer.

His duties as the CFO include oversight of the departments more than \$129 million budget, management of the athletics business office, and oversight of all travel, human resources, and purchasing. He also supervises the ticket office and serves as the liaison for concession operations. He is responsible for the department's financial forecasting and provides the financial information necessary for funding athletics construction and

maintenance projects. He also is the sport administrator for gymnastics, men's and women's tennis, and men's and women's golf.

Ewing came to athletics from LSU's Office of Budget and Planning. He served as the campus' budget director where he oversaw the development and management of the university operating budget.

Ewing, a native of Pointe Coupee Parish, graduated from LSU with both his Bachelor of Science in finance in 1978 and his Master of Public Administration in 1995.

Ewing is married to the former Gail Ingram of Morgan City, Louisiana, and they have three daughters, Andrea, Arleen and Molly Sue. The couple also has four granddaughters -- Ainsley Grace, Dorothy Claire and Evelyn McLain, Audrey Kay -- and two grandsons, Parker Ryan and Lucas Henry.



## Ronnie Haliburton

### Senior Associate AD/Athletic Facility Management

A long-time member of the LSU community, Ronnie Haliburton, Senior Associate Athletic Director for Operations and Facility Enhancements, enters his 15th year with the athletics department.

In his current role Haliburton oversees the day-to-day operations of the facilities and grounds and game and event management of LSU Athletics. He has led restoration efforts of Tiger Stadium, LSU's Cox Communications Academic Center for Student-Athletes and the Pete Maravich Assembly Center.

Prior to being elevated to his current position in February 2015, Haliburton served as Senior Associate AD for Athletic Facility Management (2009-2015), Associate AD for Athletic Facility Management (2007-2009) and Director of Athletic Facility Management (2003-2007).

Before working with athletics, Haliburton spent five years (1998-2003) as a manager with LSU's facility maintenance department where he was responsible for the management of custodial operations, special event crews, stock room inventory, and equipment repairs.

Prior to his time with LSU's facility maintenance department, Haliburton worked as a resident assistant in Broussard Hall athletic dormitory (1994) and as a student assistant strength coach with athletics (1994-1995). He returned to residential life as a manager in 1996 before being named coordinator of residential life later that year (1996-1998).

A standout tight end for the LSU Football team for four seasons (1986-1989), Haliburton was a member of two Southeastern Conference championship teams. He went on to be selected in the sixth round (164th choice overall) of the 1990 National Football League Draft by the Denver Broncos, for whom he played two seasons (1990-1991).

Haliburton was born in New Orleans, and he grew up in Port Arthur, Texas. He currently resides in Baton Rouge and has three daughters: Chantae' (25), Lauren (23) and Rohny (18).



## Robert Munson

### Senior Associate AD/External Communications

Robert Munson is a Baton Rouge native and a veteran communications strategist who joined LSU Athletics in September of 2017.

His duties include leading the athletic department's external communications teams including overall brand strategy, strategic communications, sports information, marketing, promotions and fan-experience, creative and digital services and overseeing in-venue and live media productions on television, video and radio.

Munson brings a large variety of experience to LSU with nearly 20 years in corporate public relations, public affairs, crisis management, advertising, and television and film. His work has spanned multiple industries including sports, politics, government and business.

In addition to his own strategy firm in Baton Rouge, Munson previously served as Executive Director of Sports Operations for SSG Sports, a division of Sanderson Strategies Group in Washington DC for which he also served as a Senior Advisor. SSG Sports represents Major League Baseball, multiple individual MLB teams, professional athletes, sports executives, leagues and collegiate athletic programs.

Robert and his wife Sarah have one child, Jackson.



## Miriam Segar

### Senior Associate AD/Senior Woman Administrator

Former LSU women's basketball player Miriam Segar has been a part of the athletics administration staff since June of 1995 and is now a Senior Associate Athletic Director and the department's Senior Woman Administrator. Prior to her elevation, Segar served as Associate AD for Student Services since April 2007 and Assistant Athletics Director since 2004.

As LSU's Senior Woman Administrator, Segar's responsibilities include oversight of the highly successful Tiger Olympic Sports programs. She also supervises the LSU Baseball program and cheerleaders.

Segar began her administrative career at LSU as the compliance coordinator where she served for three years. Following that, in 1998, Segar was named the director of the CHAMPS/Life Skills Program where she worked until 2001 when she became the director of student services. While working with CHAMPS/Life Skills, Segar guided the program to the Division I Athletic Directors Program of Excellence Award in 2001.

Prior to returning to her alma mater, Segar spent one year at the SEC office as the championships assistant and the officiating assistant, assisting in the management of all SEC championships and tournaments and the coordination of women's basketball officials.

Segar, the 2006 athletics department female alumnus of the year, was a three-year captain for the Lady Tigers basketball team and received four letters from 1990 to 1994. She earned the 1994 NCAA Post-graduate Scholarship and was a member of the 1994 NCAA All-Academic team.

Segar and her husband Jamie have four children -- Grant, Reid, Maggie and Hayes.



## Emmett David

### Senior Associate AD/Facility and Project Development

Emmett David joined the LSU Athletics Department in 2012 after serving as director of the Office of Planning Design and Construction at LSU since June of 1996.

He assists in facility and project development, both short and long term, for the Athletic Department and TAF that include various projects such as south Tiger Stadium addition, tennis stadium and indoor facility, gymnastics practice facility, football weight training facility, tiger habitat and other property holdings. Current active projects include football operations center additions & renovations, beach volleyball practice and training facility, Tiger Stadium south plaza bowl recognition, Alex Box weight training and performance center, Tiger Park weight training and performance center, and scoreboard upgrades at Alex Box, Tiger Park and Beach Volleyball



Among his responsibilities for the university was to serve as facility officer for Doctoral I Research Institution consisting of 11.2 million gross square feet with 250 primary buildings. He also was responsible for the five-year capital outlay project planning of some \$484 million, deferred maintenance reporting and funding; and, ADA and life safety code deficiency projects, budgets and tracking of expenditures of some \$200 million. He was responsible for physical development on campus with projects such as Choppin Annex, Residential College, Business Education Complex, Raphael Semmes Parking Garage and numerous major maintenance, repair and restoration projects.

Emmett also coordinated and implemented master plans for multiple departments such as parking and traffic, athletics, veterinary medicine, student health center, union, university recreation, south campus and residential life. He developed long range planning of future projects and the impact of associated displacement and managed space inventory that provided the bridge for current masterplans and campus redevelopment. David also has served as a staff senator.

David graduated from LSU with a Bachelor of Architecture in 1982 and his Master of Public Administration in 2006. He is a registered licensed architect by the state of Louisiana.

Emmett and his wife Maurine have two children, Chloe (and husband Preston) a resident of Baton Rouge and Gabriel a resident of Riverside, California.



## Michael Bonnette

### Associate AD/Communications

Michael Bonnette enters his 19th year as LSU's Communications Director and 12th as Associate Athletics Director. Bonnette was originally elevated to Sports Information Director in August of 2000 and the promoted to Assistant Athletic Director in July of 2004.

As communications director, Bonnette serves as the chief contact for LSU's nationally-ranked football team as well as overseeing all publicity activities for the 21 sports sponsored by the athletics department.

The 48-year-old Bonnette, who served as an associate sports information director for seven years, is in his 25th year with LSU Athletics.

His 2012 LSU Football media guide as named "Best in the Nation" by CoSIDA, one of several awards he has received from the organization and in the Louisiana Sports Writers Association annual writing contests. His 2014 football media guide was ranked second in the nation.

The Lake Charles, Louisiana native has been around the sports media profession his entire life as he is the son of retired McNeese State Sports Information Director Louis Bonnette, a member of the CoSIDA Hall of Fame. The field at Cowboy Stadium in Lake Charles is named "Louis Bonnette Field". His brother, Matthew, continued the family tradition at McNeese by being named Sports Information Director in July 2012, following his Dad, who held that position for 46 years.

Bonnette, who is a 1993 graduate of LSU, is past president of SIDs for the Southeastern Conference and is currently the vice-president for SIDs for the LSWA. He is married to the former Robin Arnaud of Opelousas, Louisiana and the couple has three sons: Peyton, Grant and Max.



## Brian Broussard

### Associate AD/Ticket Sales and Operations

A 22-year veteran of the Athletics Department, including 18 years as ticket manager, Brian Broussard was promoted to Assistant Athletics Director for Ticket Operations in July 2007 and Associate AD in 2012.

Broussard is responsible for revenue in excess of \$50 million, which includes the management of ticket and parking sales and renewals for all sports, digital marketing and analytics, as well as Tradition Fund donations for football, men's basketball, baseball and softball.

Broussard began at LSU in August 1996 as an assistant ticket manager responsible for men's basketball sales and the day-to-day operations of ticket office. In March 2000, he was promoted to ticket manager, becoming responsible for the ticketing in all sports.

Prior to joining the LSU staff, Broussard was the ticket manager at Northwestern State in 1996. He worked as a promotions assistant at the University of Miami in 1995 and was the gameday club manager for the New Orleans Saints in 1994.

The Gretna native earned his bachelor's degree in political science from LSU in 1993. He is married to the former Aimee Hodges of Alexandria.



## Matthew LaBorde

### Assistant AD/Business and Finance

Matthew LaBorde enter his eighth year with the LSU Athletics Department and second as Assistant Athletics Director of Business and Finance.

LaBorde monitors the athletics department's more than \$129 million budget, assists in the oversight of the men's basketball program and serves as the liaison between the athletics department and the campus procurement office. A native of Baton Rouge, LaBorde began as a business coordinator in December 2010 before being promoted to business manager in December 2014.

LaBorde earned his bachelor's degree in accounting in 2008 and master's degree in 2009. He became a certified public accountant in 2011.

LaBorde and his wife Megan are parents of two children – Lucas and Lillian



## Neal Lamonica

### Associate AD/Business and Finance

Neal Lamonica, a member of the LSU Athletic Department staff since January 2000, was promoted to Associate Athletics Director for Business and Finance in September 2017.

His primary duties include monitoring the athletic department's more than \$129 million budget, and assisting coaches and administrators in formulating budgets for future years. Lamonica is responsible for the preparation of the department's annual EADA and NCAA financial reports. He also serves as the liaison to the athletic department's retail sales operations and Tiger Booster Clubs.

Lamonica began his professional career at LSU in 2000 in the athletics department compliance office before moving to the business office in June 2003. He served as coordinator of athletics business until December 2005, when he was named business manager. Lamonica was promoted to Director of Fiscal Operations in November 2009 and Assistant AD for fiscal operations in August 2013.

Lamonica received a bachelor's degree in mass communications from LSU in 1998, and he earned his Masters of Public Administration from LSU in 2003.

Lamonica and his wife, Blythe, are the parents of three sons -- Davis, Sam Henry and Luke.



## Wendy Nall

### Assistant AD/Human Resources

Wendy Nall has served in the LSU athletics human resources department since 2001. She was promoted to manager in 2003 and named an Assistant Athletic Director in November of 2015.

Nall graduated from Southeastern Louisiana University in May 2000 with a bachelor's degree in kinesiology with a sports administration concentration. She completed her Masters of Science at LSU in August 2001.

Nall has two daughters; Kendall and Olivia.



## Blair Napolitano

### Assistant AD/Compliance

Blair Napolitano, who is in her 12th year with the LSU athletics department, was promoted to Assistant Athletic Director in October 2014. She directs the day-to-day-operations of the compliance office, and her primary duties include researching and communicating with coaches, counselors and prospective student-athletes regarding prospect's initial eligibility and amateurism status.

She also serves as the liaison for student-athletes to the LSU admissions office, and researches and provides interpretations on NCAA rules and SEC bylaws to coaches, staff and student-athletes.

Napolitano began her LSU career as a compliance coordinator in October 2005, and she was named director of compliance in October 2009.

A native of Baton Rouge, she earned her bachelor's degree in kinesiology from LSU in 2005 while serving as a student manager for the track and field team from 2003-05. She received her master's degree in business administration from LSU in August 2010.

Napolitano and her husband, Anthony, have three children - Carter, James and Charlotte.



## David Taylor

### Assistant AD/Game-Event Management

David Taylor, who has been a part of LSU's game management team since September 2005, was promoted in August 2014 to Assistant Athletics Director of Game and Event Management.

Taylor handles all aspects regarding game management of athletics events while overseeing a staff that helps coordinate all events held in LSU athletics venues.

Taylor, who started as game management coordinator, was promoted to assistant Director in 2006 and associate director in 2008. He assumed the directorship of game and event management in September 2011.

Prior to that, Taylor served as assistant coordinator of athletic facilities and game operations at Texas State University from 2003 to 2005.

Taylor earned his bachelors of science from Texas-El Paso in 1999 and his masters in sports management in 2003 from the University of Texas.



# ACADEMIC SUCCESS

## COX COMMUNICATIONS ACADEMIC CENTER FOR STUDENT-ATHLETES



**Kenneth O. Miles**  
Assistant Vice Chancellor/  
Executive Director



**Walt Holliday**  
Director of  
Academic Affairs



**Jason Shaw**  
Associate Director



**Calvin Marshall**  
Academic Advisor



## MODELS OF EXCELLENCE

LSU, in particular the efforts of the Cox Communications Academic Center for Student-Athletes, is one of eight colleges and universities nationwide that was honored by University Business magazine in its Spring 2016 Models of Excellence recognition program. The Models of Excellence program recognizes innovative approaches to encouraging and nurturing student success on campus. "For student-athletes, pressure bears down from all angles - from classroom expectations to media scrutiny," says University Business senior editor Tim Goral. "LSU realizes the unique challenges this population faces, and offers a holistic solution that helps this group succeed outside of game day."

## VALUES

### Accountability

Exhibiting and promoting responsibility, independence, and self-advocacy.

### Commitment

Striving for excellence in the achievement of our organizational goals.

### Success

Achieving holistic success in all that is desired, planned, attempted and attained.

### Integrity

Upholding and uncompromising moral and ethical code by adhering to rules, regulation and values.

### Diversity

Cultivating and sustaining an inclusive environment that foster mutual respect for individual differences.

### Teamwork

Fostering a cooperative and supportive efforts achieve mutually defined goals

### Service

Contributing to the betterment to society by acknowledging and pursuing the needs of the institution, community and those we serve.

### Education

Fostering a thirst for knowledge and promoting the discipline to pursue life-long learning.

## "ENTER TO LEARN, LEAVE TO SERVE"




## STUDY AREA

Included in the 54,000 square feet of the Academic Center are individual study areas as well as 12 private computer rooms for student-athletes to work one-on-one with tutors or by themselves.



## BO CAMPBELL AUDITORIUM

The 1,000-seat auditorium is used throughout the year as a classroom and lecture hall. Each seat in the auditorium has space for a laptop and a modem hookup, providing each student unlimited learning opportunities. The auditorium also contains a movie theatre size screen to aid professors with lectures and classroom activities.

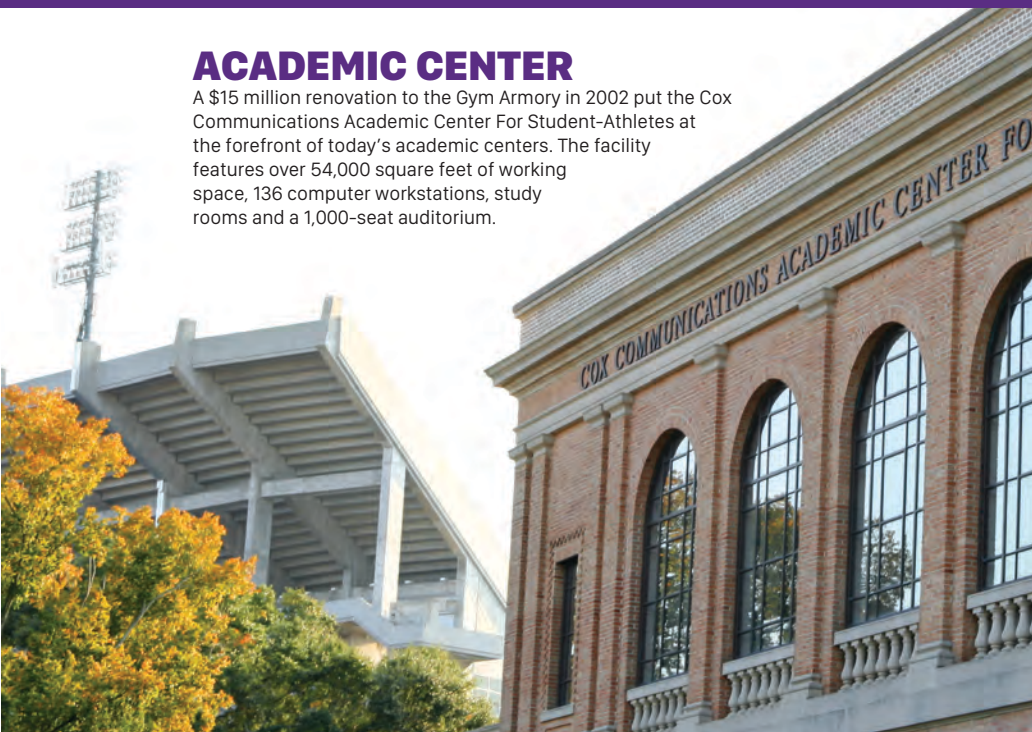


## THE LIBRARY

The library provides a perfect setting for individual study, or with a tutor as a group.

## ACADEMIC CENTER

A \$15 million renovation to the Gym Armory in 2002 put the Cox Communications Academic Center For Student-Athletes at the forefront of today's academic centers. The facility features over 54,000 square feet of working space, 136 computer workstations, study rooms and a 1,000-seat auditorium.



## VISION

To be the premier provider of transformative student-athlete support services.

## MISSION

To challenge our student-athletes to achieve their highest level of intellectual and personal development.

## GOALS

- Graduate our Student-Athletes
- Prepare Student-Athletes for Life after LSU
- Promote and Preserve Academic Integrity Through Education and Example
- Nurture the Personal Well-Being and Professional Aspirations of Our Team

## The Nation's Elite Teams



### Volleyball

Volleyball finished a stellar 2017 season with a 20-10 overall record, the seventh season with 20 or more wins under head coach Fran Flory. The Tigers finished fourth in the SEC and earned their way back to the NCAA Tournament for the first time since the 2014. Taylor Bannister and Raigen Cianciulli garnered AVCA All-South Region honors and Bannister picked up the first All-America honors for the program in three years.

### Softball

Softball finished the year in their fourth-straight Super Regional appearance. The team finished with a 45-17 overall record, the fourth 40-win season under head coach Beth Torina. The Tigers were outstanding on their home field, going 35-4 in Tiger Park, the second-most home wins in program history.

### Gymnastics

The Tigers, led by head coach D-D Breaux, reached the NCAA Super Six for the sixth time in school history and finished fourth nationally. The squad took home a second-straight Southeastern Conference regular season and meet championship. LSU extended its streak of team scored with a 197 or better to 39 in 2018 to set a new NCAA record.

### Women's Track & Field

LSU's 4x100 meter relay registered three of the top six times in NCAA history, including the collegiate record of 42.05 that it set at the SEC Championships in May. The greatest 4x100 meter relay in collegiate history concluded the season with a 10-0 record that resulted in LSU's 15th national title in the event. Aleia Hobbs cemented her place as one of the greatest sprinters in NCAA history by sweeping NCAA titles in the 60 and 100 meters to go along with four of the top eight wind-legal 100 meter dashes in collegiate history. Mikiah Brisco's illustrious career came to a close as a three-time national champion and 11-time First Team All-American. The Lady Tigers finished sixth at both the indoor and outdoor NCAA Championships.

### Beach Volleyball

For the second consecutive season, the LSU beach volleyball team earned a spot at the NCAA Championship after compiling a 27-14 record. In the final season before moving to an on-campus facility, the Tigers achieved a home win-streak of 14, winning 15 of their final 16 regular season games. LSU made its first CCSA Championship game en route to the NCAA Championship.



### Claire Coppola and Kristen Nuss

#### Beach Volleyball

Claire Coppola and Kristen Nuss led the beach volleyball team to an appearance at the NCAA Beach Volleyball Championship for the second straight season. The Court 1 duo for the Tigers finished the season with a 25-7 record, earning All-America honors from the AVCA and volleyballmag.com. With 14 victories over ranked competition and four against top-10 competition, Coppola and Nuss led the Tigers to their second straight 27 win season. In two seasons the pair has amassed the most individual wins in program history with 58 victories. Both Coppola and Nuss sit in a tie for individual wins in program history. After the season, Coppola and Nuss traveled to compete in the USAV Collegiate Beach Championship which they won, earning a spot at the FISU World Championship Games.



### Allie Walljasper

#### Softball

Allie Walljasper earned 2018 second-team All-American honors after finishing 19-7 in the circle with a top 15 earned run average of 1.17. She struck out 143 batters in 191 innings of work and led the Tigers to four-straight Super Regional appearances. The senior broke the LSU and SEC record of innings pitched in a game, claiming a 19-inning victory over Ole Miss on April 6.



### Luis Gagne

#### Men's Golf

Rising senior Luis Gagne ranks No. 2 in program history with a career scoring average of 71.51 strokes per round. A 2018 Jack Nicklaus Award semifinalist, Gagne represented LSU on the national stage at the 2018 U.S. Open. The native of Costa Rica carded a four-round tally of 16-over par (296) to earn a share of the low amateur honors at Shinnecock Hills becoming the second player in LSU to achieve that feat.


## Elite Student-Athletes



### Aleia Hobbs

#### Track and Field

Senior sprinter Aleia Hobbs closed out one of the most dominant sprinting careers in NCAA history in 2018 by winning three national titles – 60 meter dash, 100 meter dash and the 4x100 meter relay. The New Orleans native owns five of the top eight wind-legal 100 meter dash times in collegiate history and she was a member of the 4x100 meter relay team that set the collegiate record with a time of 42.05. She closed out her career as a three-time national champion, five-time SEC champion and six-time first team All-American.



### Sarah Finnegan

#### Gymnastics

Sarah Finnegan completed one of the top seasons in school history and was crowned the SEC Gymnast of the Year and NACGC/W Central Region Gymnast of the Year. Finnegan took home the SEC all-around title and earned seven All-America honors in 2018. The junior became the first gymnast in school history to finish the season ranked No. 1 in the country on bars. Finnegan joined April Burkholder as the only gymnast in school history to score a perfect 10.0 on three different events in the same season.



### Juan Celaya-Hernandez

#### Swimming and Diving

Juan Celaya-Hernandez has cemented himself as one of the best divers in school history. In his sophomore season, Celaya-Hernandez broke his own school records on both one-meter and three-meter springboard, including an SEC record 479.10 on one-meter. After winning the SEC Championship on platform and one-meter, the Mexico native was named to the First-Team All-SEC. The sophomore also garnered All-America honors in all three events at the NCAA Championships, earning First-Team honors on both springboards and Honorable Mention on platform after finishing fourth on three-meter, seventh on one-meter, and 15th on platform, leading the men to T-23rd overall, their highest finish since 2005.



### Eden Richardson

#### Tennis

Eden Richardson put together one of the most dominant seasons in LSU women's tennis history as a freshman, compiling a 28-6 overall singles record and a 24-11 overall doubles record. Richardson ended the season by winning the first national title in team history at the NCAA Division I Women's Doubles Championships along with partner Jessica Golovin. Richardson tallied four wins over ranked opponents in singles and combined for eight wins against ranked opponents in doubles with Golovin. Richardson was named to the All-SEC First Team and SEC All-Freshman Team, and picked up ITA Doubles All-American honors during her historic postseason run.

## 47 National Team Championships

Baseball (6)	1991, 1993, 1996, 1997, 2000, 2009
Men's Basketball (1)	1935
Boxing (1)	1949
Football (3)	1958, 2003, 2007
Men's Golf (5)	1940, 1942, 1947, 1955, 2015
Men's Indoor Track (2)	2001, 2004
Women's Indoor Track (11)	1987, 1989, 1991, 1993, 1994, 1995, 1996, 1997, 2002, 2003, 2004
Men's Outdoor Track (4)	1933, 1989, 1990, 2002
Women's Outdoor Track (14)	1987, 1988, 1989, 1990, 1991, 1992, 1993, 1994, 1995, 1996, 1997, 2000, 2003, 2008

## 135 SEC Team Championships

Baseball (17)	1939, 1943, 1946, 1961, 1975, 1986, 1990, 1991, 1992, 1993, 1996, 1997, 2003, 2009, 2012, 2015, 2017
Men's Basketball (10)	1935, 1953, 1954, 1979, 1981, 1985, 1991, 2000, 2006, 2009
Women's Basketball (3)	2005, 2006, 2008
Boxing (4) *	1935, 1938, 1939, 1940
Football (11)	1935, 1936, 1958, 1961, 1970, 1986, 1988, 2001, 2003, 2007, 2011
Men's Golf (16)	1937, 1938, 1939, 1940, 1942, 1946, 1947, 1948, 1953, 1954, 1960, 1966, 1967, 1986, 1987, 2015
Women's Golf (1)	1992
Gymnastics (3)	1981, 2017, 2018
Softball (5)	1999, 2000, 2001, 2002, 2004
Men's Swimming & Diving (1)	1988
Men's Tennis (4)	1976, 1985, 1998, 1999
Men's Indoor Track (4)	1957, 1963, 1989, 1990
Women's Indoor Track (12)	1985, 1987, 1988, 1989, 1991, 1993, 1995, 1996, 1998, 1999, 2008, 2011
Men's Outdoor Track (22)	1933, 1934, 1935, 1936, 1938, 1939, 1940, 1941, 1942, 1943, 1946, 1947, 1948, 1951, 1957, 1958, 1959, 1960, 1963, 1988, 1989, 1990
Women's Outdoor Track (13)	1985, 1987, 1988, 1989, 1990, 1991, 1993, 1996, 2007, 2008, 2010, 2011, 2012
Volleyball (5)	1986, 1989, 1990, 1991, 2009
Wrestling (4) *	1970, 1971, 1978, 1979

\* discontinued sports

## Top 20 Director's Cup Finishes 11 of the Last 13 Years

LSU has garnered a top-20 finish in the Learfield Sports Director's Cup standings in 11 of the last 13 years.



2005-06	20th
2006-07	17th
2007-08	8th
2008-09	9th
2009-10	19th
2010-11	19th
2011-12	13th
2012-13	19th
2013-14	24th
2014-15	15th
2015-16	19th
2016-17	18th
2017-18	27th



**ON THE PROWL**

Mike the Tiger was ranked by ESPN as the best mascot in the SEC. Mike's habitat is one of the most visited attractions in the state of Louisiana, located in the shadows of the north endzone of Tiger Stadium.

# MIKE THE TIGER

**HISTORY OF MIKE**

Few mascots in the country are as admired as Mike the Tiger. LSU's Bengal mascot serves as the graphic image of all LSU athletic teams. The school has had seven mascots, with the most recent, Mike VII, taking over the reign in August 2017.

The Bengal/Siberian mix, formerly known as "Harvey" was donated to LSU by Wild at Heart Wildlife Center of Okeechobee, Fla. On the first day of the fall semester at LSU, Mike VII officially began his reign on Monday, Aug. 21, 2017. The 11-month-old, Siberian-Bengal, male tiger acclimated well to his new surrounds and was deemed ready to become Mike VII.

For more than 50 years, Mike rode through Tiger Stadium in a travel trailer topped by the LSU cheerleaders before home games. Before the field parade, Mike's trailer was parked next to the opponent's locker room in the southeast corner of the stadium. Opposing players were forced to pass Mike's trailer to reach their locker room.

In the mid-1980s, pranksters cut the locks on Mike



**Trainer and namesake Mike Chambers with Mike I housed in City Park Zoo.**

IV's cage and freed him in the early-morning hours just days before the annual LSU-Tulane clash. Mike roamed free, playfully knocking down several small pine trees in the area, before being trapped in the Bernie Moore Track Stadium where police used tranquilizer guns to capture and return the Bengal Tiger to his home.

The incident was reminiscent of a kidnapping of Mike I many years ago by Tulane students before a Tiger-Green Wave battle.



**SNEAUX DAYS**

On Dec. 11, 2008 and Dec. 11 2017, winter storms blanketed Baton Rouge that hadn't been seen in decades. The early white Christmas gave Mike VI (2008) and Mike VII (2017), LSU's live Bengal/Siberian tigers, a chance to relax and play in nearly two inches of accumulation.



#### MIKE'S HABITAT

In 2005, a new environment (above) was created for Mike that is 15,000 square feet. The backdrop of Mike's Habitat features an Italianate tower - a campanile - that creates a visual bridge to the architectural vernacular that is the underpinning of the entire LSU campus. This spectacular habitat allows for state-of-the-art technologies, research, conservation and husbandry programs, as well as educational, interpretive and recreational activities. It is, in essence, one of the largest and finest Tiger habitats in the United States. In preparation for the arrival of Mike VII in the summer of 2017, several enhancements were made to the habitat. The enhancements include a comfort rock, rockwork tree, improved water features, and resurfacing of the pool. The comfort rock is a naturalistic element within the habitat that provides a heated or cooled surface for ultimate relaxation in Mike's Habitat. The rockwork tree imitates a tiger's natural habitat and serves to soften the impact of the steel column supporting the overhead mesh canopy. The pool and stream system will help keep Mike cool in the summer months and foster health activity.



1936-1956

#### MIKE I

The original Mike was purchased from the Little Rock Zoo in 1936 for \$750, with money contributed by the student body. Originally known as "Sheik" at the time of his purchase, his name was changed to Mike to honor Mike Chambers who served as LSU's athletic trainer when the first mascot was purchased. The first Mike was housed in the Baton Rouge Zoo for one year before a permanent home was constructed near Tiger Stadium. Mike I reigned for 20 years before dying of pneumonia.



1956-1958

#### MIKE II

The second Mike served a brief reign, lasting only through the 1957 season before dying of pneumonia in the spring of 1958. He was born at the Audubon Zoo in New Orleans and came to LSU on Sept. 28, 1956. The young tiger was held overnight in Tiger Stadium and unveiled Sept. 29, the opening day of the football season.



1958-1976

#### MIKE III

Just in time for the 1958 national championship season, Mike III was purchased from the Woodland Park Zoo in Seattle, Wash., following a "national search" by then-athletic director Jim Corbett. The student body contributed \$1,500 for the purchase of the tiger. Mike III served as mascot for 18 seasons, dying after the only losing season of his reign, as LSU posted a 5-6 record in 1975.



1976-1990

#### MIKE IV

Mike IV reigned over Tiger athletics for 14 years after being donated to the school by August A. Busch III from the Dark Continent Amusement Park in Tampa, Fla, on Aug. 29, 1976. Born on May 15, 1974, Mike's age and health were determining factors in his retirement to the Baton Rouge Zoo in 1990. Mike IV died of old age in March of 1995 at the age of 21.



1990-2007

#### MIKE V

Mike V was donated by Dr. Thomas and Caroline Atchison of the Animal House Zoological Park in Moulton, Ala. Dr. Sheldon Bivin of the LSU School of Veterinary Medicine traveled to Alabama and brought the baby tiger back to Baton Rouge. Born Oct. 18, 1989, the new tiger was introduced to LSU fans at a basketball game against Alabama in February of 1990. He officially began his reign on April 30, 1990, when he was moved into the tiger habitat across from Tiger Stadium. Mike V died on May 18, 2007, at the age of 17.



2007-2016

#### MIKE VI

Mike VI arrived on Aug. 25, 2007, thanks to the donation by Great Cats of Indiana. He was designated as the successor to Mike V on Sept. 8, when LSU played Virginia Tech. On Sept. 14, 2007, a ceremony was held to honor Mike V and dedicate the habitat to Mike VI. The Bengal/Siberian mix, formerly known as "Roscoe," reigned over a football national title in his first year and a 2011 SEC championship and perfect regular season. Mike VI was diagnosed with a rare form of cancer in May 2016 and underwent first-of-its-kind radiation treatment. He was humanely euthanized on Oct. 11, 2016 at the age of 11 after a four-month battle with cancer.



2017-Present

#### MIKE VII

On the first day of the fall semester at LSU, Mike VII officially began his reign on Monday, Aug. 21, 2017. "Harvey" of Wild at Heart Wildlife Center of Okeechobee, Florida, arrived on campus on Aug. 15 and was housed in the night house of the tiger habitat. The 11-month-old, Siberian-Bengal, male tiger acclimated well to his new surroundings and was deemed ready to become Mike VII. The start of his reign ended a 314-day span without the live mascot on the LSU campus, the longest in school history.

# LSU GREATS

The following 12 individuals are the only athletes to have their jerseys retired by LSU. Men's basketball has retired the No. 23 for Pete Maravich, No. 50 for Bob Pettit, Jr., No. 33 for Shaquille O'Neal and No. 40 for Rudy Macklin. Women's basketball retired the No. 33 for Seimone Augustus and No. 34 for Sylvia Fowles. Football's only two retired jerseys are the No. 20 worn by Billy Cannon and the No. 37 worn by Tommy Casanova. Baseball retired the No. 15 in honor of longtime coach and former athletics director Skip Bertman, the No. 19 for Ben McDonald, the No. 36 for Eddy Furniss and the No. 12 for Todd Walker. Augustus became the first woman in LSU Athletics history to have her jersey retired in January 2010. Fowles joined the prestigious list in November 2017.



## 50 BOB PETTIT

Pettit led LSU to its first NCAA Final Four in 1953 and he later became the first player in NBA history to exceed the 20,000-plus point barrier. Pettit is a member of the NBA Hall of Fame, and in 1997, he was named as one of the top 50 players in NBA history.



## 23 PETE MARAVICH

"Pistol Pete," Maravich still holds the NCAA record for career points with 3,667 and for career scoring average with 44.2 points a game. He was selected the National Player of the Year in 1970 after leading the Tigers to the NIT Final Four. He scored 50-plus points an amazing 28 times. He went on to a 10-year professional career and was selected as one of the NBA's 50 greatest players in 1997.



## 20 BILLY CANNON

One of the true legends of college football in the South, Billy Cannon was the 1959 Heisman Trophy winner and helped the Tigers to the 1958 national title. Cannon's most memorable performance came in 1959 against Ole Miss when No. 1 LSU trailed No. 3 Ole Miss 3-0 in the fourth quarter. He fielded a punt, broke seven tackles and returned it 89 yards for the 7-3 victory. He went on to a successful 11-year professional career.



## 33 SHAQUILLE O'NEAL

Shaquille O'Neal was the first pick in the 1992 NBA Draft. He was named MVP of the league in 2000 and was a three-time NBA Finals MVP after leading the Los Angeles Lakers to three World Championships. At LSU, O'Neal averaged 21.6 points and 13.6 rebounds for his career, and in 1991, he was named the World's Amateur Athlete of the Year as well as SEC Athlete of the Year and National Player of the Year. In 1997, he was named as one of the top 50 players in NBA history.



## 15 SKIP BERTMAN

A legend in the college baseball ranks, Skip Bertman created a dynasty at LSU, guiding the Tigers to five national titles in a 10-year stretch from 1991-2000. He also coached the United States to a bronze medal at the 1996 Olympics in Atlanta and was an assistant on the gold medal-winning U.S. squad in Seoul, Korea, in 1988. Bertman retired from coaching following the 2001 season and served as LSU's athletics director for seven years. Bertman was inducted into the College Baseball Hall of Fame in 2006.



## 40 RUDY MACKLIN

Rudy Macklin was a two-time basketball All-American selection during his Tiger career from 1976-81 during which time he became LSU's all-time leading rebounder with 1,276 boards and the second-leading scorer in school history behind only the legendary Pete Maravich with 2,080 points. He led the Tigers to two Elite Eight appearances and the 1981 Final Four in Philadelphia. He still holds the school single-game rebound record with 32, a mark like some of the great records in any sport that may never be broken.



## ABOUT LSU RETIRED JERSEYS

The retirement of the jerseys of Casanova, Furniss, Walker, McDonald, Macklin, Augustus and Fowles comes under a new provision of the LSU jersey retirement bylaws that says the retirement of an athlete's jersey in a particular sport does not preclude a current student-athlete in that sport from wearing the jersey number in that or any other sport, subject to the discretion of the head coach. This provision applies only to jerseys retired after January 1, 2007, so the numbers worn by Maravich, Pettit, O'Neal, Cannon and Bertman may never again be worn by future student-athletes in their respective sports. To have a jersey retired at LSU, an athlete must have completed intercollegiate competition for LSU a minimum of five years prior to nomination. Athletes must have demonstrated truly unusual and outstanding accomplishments, exceeding and in addition to all criteria used for Hall of Fame selection. Nominees must have a unanimous vote of support from the Hall of Fame committee.



### 37 TOMMY CASANOVA

Tommy Casanova is the only three-time All-American in the history of LSU football and is a member of the College Football Hall of Fame. During his Tiger career from 1969-71, Casanova personified versatility for his myriad of talents as he played offense, defense, returned punts and kickoffs. One of just two three-time All-SEC performers at LSU, he played six seasons with the Cincinnati Bengals of the NFL while earning his medical degree.



### 19 BEN MCDONALD

Ben McDonald won the prestigious Golden Spikes Award, given annually to the nation's most outstanding player, in 1989 and is a member of the College Baseball Hall of Fame. He led LSU to two College World Series appearances. In 1989, McDonald was named National Player of the Year by Baseball America, The Sporting News and Collegiate Baseball. He was selected by the Baltimore Orioles as the No. 1 pick in the major league draft in 1989 and went on to enjoy a 10-year major league career with the Orioles and the Milwaukee Brewers.



### 33 SEIMONE AUGUSTUS

Seimone Augustus is the only women's basketball player in school history to earn Coaches' All-America honors three times: 2004, 2005 and 2006. Augustus became LSU's first NCAA National Player of the Year, claiming the honor twice in 2005 and 2006. In her senior season, she also earned the Wade Trophy, the Naismith Award and the John R. Wooden Award as the nation's top player. A 2006 graduate of LSU, Augustus is a four-time WNBA Champion, seven-time WMBA All-Star and was the 2011 WNBA Finals MVP. She also led the United States to Olympic gold medals at the 2008 Beijing, 2012 London and 2016 Rio Games.



### 36 EDDY FURNISS

Eddy Furniss enjoyed one of the best four-season stretches (1995-98) in college baseball history. Furniss is still the Southeastern Conference all-time leader in hits (352), home runs (80), RBI (308), doubles (87) and total bases (689). He was selected in the fourth round of the 1998 Major League Draft by the Pittsburgh Pirates and played five seasons in the minor leagues before retiring to concentrate on a career in medicine.



### 12 TODD WALKER

Todd Walker, a two-time first-team All-American, led the Tigers to the national championship in 1993, earning the College World Series Most Outstanding Player award. Known for his incredible work ethic, Walker was a two-time finalist for the Golden Spikes Award, a first-team All-SEC member three years and the SEC Player of the Year in 1993. He posted a .396 career batting average, and he completed his collegiate career as the SEC all-time leader in hits (310), runs (234), RBI (246) and total bases (557). Walker was the eighth overall selection in the 1994 Major League Baseball Draft and enjoyed a 12-year career.



### 34 SYLVIA FOWLES

Sylvia Fowles was a two-time All-America center and led the Lady Tigers to four consecutive Women's Final Four appearances from 2005 through 2008. Fowles was the 2008 National Defensive Player of the Year and the SEC Player of the Year. In 2017, Fowles became the first LSU women's basketball player to be named the WNBA Most Valuable Player. A 2009 graduate, Fowles also is a three-time Olympic gold medalist for the United States, leading Team USA to titles in 2008 at Beijing, in 2012 at London and in 2016 at Rio.



**ABOVE:** The 2017 LSU Athletic Hall of Fame induction class with LSU Vice Chancellor/ Athletics Director Joe Alleva. **RIGHT:** In 2017, Alleva presents Collis Temple III with his Hall of Fame ring.



# LSU Athletic Hall of Fame



The LSU Athletic Hall of Fame showcases the finest student-athletes and coaches to wear the Purple and Gold. To be eligible for the LSU Hall of Fame in the Athlete category, an individual must have earned a college degree and gained national distinction through superlative performance. Hall of Fame candidates must also have established a personal reputation for character and citizenship.

To be eligible in the Coach/Administrator category, the individual must have made significant contributions to LSU Athletics and gained national distinction through exceptional accomplishments in his or her field of expertise while establishing an image that reflects favorably upon the University.

The LSU Athletic Hall of Fame presently includes 143 members, which includes the latest Class of 2017: NCAA champion pole vaulter Russ Buller; NCAA diving champion Alison Maisch; NCAA champion and Olympic sprinter Debbie Parris-Thymes; All-American softball pitcher Kristin Schmidt; three-time All-American women's basketball player Joyce Walker; and Collis Temple Jr., the first African-American men's basketball player in LSU history.

### Nominations

Nominations for the LSU Athletic Hall of Fame are accepted each fall. Nomination forms may be obtained by calling (225) 578-3600, or may be downloaded at [LSUsports.net/nominations](http://LSUsports.net/nominations).

#### ADMINISTRATORS

Jeff Boss,  
Equipment Manager  
Carl Maddox,  
Athletic Director

#### ATHLETIC COUNCIL

James F. Broussard

#### ATHLETIC TRAINING

Dr. Marty Broussard  
Mike Chambers  
Herman Lang

#### BASEBALL

Joe Bill Adcock  
Kurt Ainsworth  
Skip Bertman  
Alvin Dark  
Eddy Furniss  
Lloyd Peever  
Todd Walker

#### MEN'S BASKETBALL

Frank Brian  
Dale Brown  
Joe Dean  
Durand "Rudy" Macklin  
Shaquille O'Neal  
Harry Rabenhorst

Bob Pettit  
Collis Temple Jr.  
Malcolm "Sparky" Wade

#### WOMEN'S BASKETBALL

Seimone Augustus  
Dana "Pokey" Chatman  
Sylvia Fowles  
Sue Gunter  
Marie Ferdinand-Harris  
Joyce Walker

#### BOXING

Calvin Clary  
Heston Daniel  
Robert L. "Bobby" Freeman  
Henry Glaze  
J.L. Golsan  
Al Michael  
Wilbert Moss  
William Snyder Parham  
Edsel "Tad" Thrash

#### FOOTBALL

Nacho Albergamo  
Charles Alexander  
Billy Baggett  
George Bevan  
James Britt

Percy Brown  
Billy Cannon  
Warren Capone  
Tommy Casanova  
Brad Davis  
Wendell Davis  
Paul Dietzel  
Robert Dugas  
Lawrence Dupont  
Tom Dutton  
Ronnie Estay  
Jesse Fetherree  
Kevin Faulk  
G.E. "Doc" Fenton  
Sid Fournet  
Newton C. Helm  
O.G. "Butch" Helveston  
Tommy Hodson  
R.B. Howell  
Clarence "Fatty" Ives  
Bert Jones  
Ken Kavanaugh, Sr.  
Kenny Konz  
Tyler LaFauci  
Clyde Lindsey  
Jerry Marchand  
Charlie Mason  
Kevin Mawae  
Charles McClendon  
Anthony McFarland

Abe Mickal  
Fred Miller  
Doug Moreau  
Guy Nesom  
W.E. "Bill" Pitcher  
Ruffin G. Pleasant  
Warren Rabb  
Archie Ed Robertson  
Johnny Robinson  
Charles "Pinky" Rohm  
John J. Seip  
Norman Stevens  
Marvin "Moose" Stewart  
Jerry Stovall  
Charles "Bo" Strange  
Jimmy Taylor  
Gaynell Tinsley  
Y.A. Tittle  
Joe Tuminello  
Ebert Van Buren  
Steve Van Buren  
Abner Wimberly  
Roy "Moonie" Winston

#### GOLF

Henry Castillo  
Gardner E. Dickinson, Jr.  
Fred Haas, Jr.  
J. Paul Leslie, Sr.  
Jenny Lidback

B.R. "Mac" McClendon  
Eddie Merrins

#### GYMNASTICS

Jeanie Beadle-Staples  
April Burkholder  
Amy McClosky-McGinley  
Sandra Smith-Whitmire  
Jennifer Wood

#### SOFTBALL

Kristin Schmidt  
Britni Sneed

#### SWIMMING & DIVING

Ashley Culpepper-Gluck  
Alison Maisch  
Richard "Rick" Meador  
Bob Percy  
Todd Torres

#### TENNIS

Steve Faulk  
Donnie Leaycraft

#### TRACK & FIELD

Nathan "Buddy" Blair  
Sidney Bowman  
Billy Brown  
Russ Buller

Joseph T. Butler, Sr.

Harry Carpenter  
Kim Carson  
Oris "Arky" Erwin  
Laverne Eve  
Matt Gordy  
Billy Hardin  
Glenn "Slats" Hardin  
D'Andre Hill  
Esther Jones  
Suzette Lee  
Robert Lowther  
R. Delmon McNabb  
Bernie Moore  
Al Moreau  
Debbie Parris-Thymes  
Eric Reid  
Rob Smith  
Lurline Struppeck  
Cheryl Taplin  
Jack Torrance  
Schowonda Williams

#### VOLLEYBALL

Dani Reis



## LOUISIANA SPORTS HALL OF FAME

Located in Natchitoches, La. > [LASportsHall.com](http://LASportsHall.com)

### PLAYERS

- Charles Alexander (RB, 1975-78) inducted 1993
- Michael Brooks (LB, 1983-86) inducted 2009
- Billy Cannon (HB, 1957-59) inducted 1976
- Tommy Casanova (DB, 1969-71) inducted 1985
- Jim Cason (HB, 1944-47) inducted 2003
- Tommy Davis (FB/K, 1953, 58) inducted 1988
- A.J. Duhe (DT, 1973-76), inducted 2001
- Tom Dutton (T, 1912-14) inducted 1969
- Ronnie Estay (DE, 1969-71) inducted 2006
- Alan Faneca (OL, 1995-97) inducted 2014
- Kevin Faulk (RB, 1995-98) inducted 2015
- G.E. "Doc" Fenton (QB, 1907-09) inducted 1968
- Lee Hedges (QB, 1949-51) inducted 2010
- Dalton Hilliard (RB, 1982-85) inducted 1997
- Tommy Hodson (QB, 1986-89) inducted 2013
- Bert Jones (QB, 1970-72) inducted 1986
- Ken Kavanaugh (E, 1937-39) inducted 1970
- Eddie Kennison (WR, 1993-95) inducted 2017
- Kenny Konz (HB, 1948-50) inducted 2000
- Eric Martin (WR, 1981-84) inducted 2006
- Kevin Mawae (OL, 1990-93) inducted 2013
- Abe Mickal (HB, 1933-35) inducted 1970
- Fred Miller (T, 1960-62) inducted 1990
- Johnny Robinson (HB, 1957-59) inducted 1984
- Terry Robiskie (RB, 1973-76) inducted 2012
- Jerry Stovall (HB, 1960-62) inducted 1981
- Jimmy Taylor (FB, 1956-57) inducted 1974
- Gaynell Tinsley (E, 1934-36; head coach, 1948-54) inducted 1959
- Y.A. Tittle (QB, 1944-47) inducted 1972
- Steve Van Buren (HB, 1941-43) inducted 1961
- Roy Winston (G, 1959-61) inducted 1991

### COACHES

- Paul Dietzel (1935-47) inducted 1988
- Charles McClendon (1932-34) inducted 1982
- Bernie Moore (1935-37) inducted 1963
- Biff Jones (1932-34) inducted 1966
- Arthur "Red" Swanson (1939-48) inducted 2016
- Otis Washington (1980) inducted 2015

### NON-FOOTBALL MEMBERS

- Joe Adcock, baseball, basketball, inducted 1975
- Albert Belle, baseball, inducted 2005
- Skip Bertman, baseball coach, inducted 2002
- Buddy Blair, basketball, track, baseball, inducted 1981
- Pete Boudreaux, track, inducted 2014
- Sid Bowman, track, inducted 1976
- D-D Breaux, gymnastics, inducted 2017
- Frank Brian, basketball, inducted 1986
- Dr. Marty Broussard, athletic trainer, inducted 2009
- Billy Brown, track, inducted 1969
- Dale Brown, basketball, inducted 1999
- Jim Corbett, athletic director, inducted 1985
- Alvin Dark, baseball, inducted 1976
- Joe Dean, basketball, athletic director, inducted 2001
- Mel Didier, baseball, inducted 2003
- Ray Didier, baseball, inducted 2017
- Moon Ducote, basketball, inducted 2014
- Eddy Furniss, baseball, inducted 2012
- Yvette Girouard, softball coach, inducted 2015
- Matt Gordy, track, inducted 1985
- Tad Gormley, track coach, inducted 1968
- Sue Gunter, women's basketball coach, inducted 2005
- Billy Hardin, track, inducted 1998
- Slats Hardin, track, inducted 1962
- Thomas Pinckney "Skipper" Heard, athletic director, 2011
- Dana Jenkins, track, inducted 1968
- Esther Jones, track, inducted 2007
- Bobby Lowther, basketball, track, inducted 1995
- Rudy Macklin, basketball, inducted 2005
- Carl Maddox, athletic director, inducted 1986
- Pete Maravich, basketball, inducted 1984
- Ben McDonald, baseball, inducted 2010
- Al Moreau, track, inducted 1963
- Shaquille O'Neal, basketball, inducted 2013
- Bob Pettit, basketball, inducted 1973
- Harry Rabenhorst, basketball coach, inducted 1970
- Jerry Simmons, tennis, inducted 2017
- Russ Springer, baseball, inducted 2017
- David Toms, golf, inducted 2017
- Jack Torrance, track, inducted 1961
- Sparky Wade, basketball, inducted 1962
- Joyce Walker, basketball, inducted 1997
- Todd Walker, baseball, inducted 2011



## PRO FOOTBALL HALL OF FAME

Located in Canton, Ohio. Year indicated is when individual was inducted.

- 1965 -- Steve Van Buren, HB (played with the NFL's Philadelphia Eagles)
- 1971 -- Y. A. Tittle, QB (played with the NFL's Baltimore Colts, 1948-51; San Francisco 49ers, 1951-60; New York Giants, 1961-64)
- 1976 -- Jimmy Taylor, FB (played with the NFL's Green Bay Packers, 1958-66; New Orleans Saints, 1967)

### JAMES J. CORBETT MEMORIAL AWARD

Presented annually by the New Orleans Mid-Winter Sports Association, to Louisiana's most outstanding athlete.

- 1967 - Nelson Stokley, QB
- 1972 - Bert Jones, QB
- 1976 - Terry Robiskie, RB
- 1978 - Charles Alexander, TB
- 1982 - Alan Risher, QB
- 2001 - Josh Reed, WR
- 2003 - Chad Lavalais, DT
- 2004 - Marcus Spears, DE
- 2011 - Patrick Peterson, CB/RS
- 2012 - Morris Claiborne, CB
- 2014 - Leonard Fournette, RB
- 2016 - Leonard Fournette, RB

### NATIONAL FOOTBALL FOUNDATION HALL OF FAME

Located in South Bend, Indiana. Year indicated is when individual was inducted, and years in parentheses are those in which individual lettered or was a coach at LSU.

#### PLAYERS

- 1956 - Gaynell "Gus" Tinley, E (1934-35-36, head coach 1948-54)
- 1963 - Ken Kavanaugh, Sr., E (1937-38-39)
- 1967 - Abe Mickal, HB (1933-34-35)
- 1971 - G. E. "Doc" Fenton, QB (1907-08-09)
- 1995 - Tommy Casanova, S (1969-70-71)
- 2008 - Billy Cannon, HB (1957-58-59)
- 2010 - Jerry Stovall, HB (1960-61-62)
- 2012 - Charles Alexander, RB (1975-76-77-78)
- 2016 - Bert Jones, QB (1970-71-72)

#### COACHES

- 1951 - Dana X. Bible (head coach, 1916)
- Mike Donahue (head coach, 1923-27)
- 1954 - Lawrence M. "Biff" Jones (head coach, 1932-34)
- Bernie H. Moore (head coach, 1935-47)
- 1986 - Charles McClendon (head coach, 1962-79)

# HERE FOR TIGERS

IN THE CLASSROOM • ON THE FIELD • IN LIFE



# TAF

LSU TIGER ATHLETIC FOUNDATION



LSUTAF.ORG



the exclusive marketing and multimedia rights partner of **LSU** Athletics



### TEAM LSU CORPORATE PARTNERS



### TIGER PARTNERS



FOR MORE INFORMATION REGARDING SPONSORSHIP OPPORTUNITIES WITH LSU ATHLETICS,  
PLEASE CONTACT:

**LSU Sports Properties**  
LSU Athletic Administration Building  
Baton Rouge, LA 70803

**225.578.8883**

## Credential and Access Guidelines For Media Covering LSU Athletics

LSU's goal is to disseminate information as widely, uniformly and fairly as possible using normally accepted media standards.

Media must meet the following guidelines in order to be granted credentials. Only media that meet the criteria and have approved the SEC Media Policy through the request of credentials on the LSU media site at [LSUsports.net/media](http://LSUsports.net/media) will be allowed to move forward on the credential site to request credentials and receive consideration for access to LSU Athletic events. No credential requests by media will be accepted by either email or phone.

Past coverage and attendance at football games, football media luncheons, men's and women's basketball games, media sessions and baseball and softball games for the 2017-18 season will be taken into consideration for granting of credentials during the 2018-19 calendar year.

To receive credentials a media entity must have gone "live" to the public prior to March 15, 2017 and be able to document plans for future coverage of all major LSU sports.

Media affiliates and websites who have members who are members of the Louisiana Press Association and/or Louisiana Sports Writers Association are given priority.

The number of credentials issued is limited by available resources. Due to space and facility restrictions, access, seat assignments in the press area as well as sideline photographer will be made on a space available basis.

All credential policies are subject to change and final approval of all credentials is at the discretion of the Associate AD of Communications.

### GENERAL

Each Bearer must be and hereby represents that he or she is acting on a specific assignment for an accredited media agency and has a legitimate working function in connection with the Event attended. The credential is not transferable and may be revoked at any time.

The rights and privileges granted to Bearer may be terminated if any term or condition for use of the Credential is breached. The unauthorized use of the Credential subjects the Bearer to ejection from the Event.

While within the event venue, bearer shall, at all times, adhere to the policies in place for the event, abide by and respect access limitations, and accept and follow directions provided by the SEC or the SEC member institution(s) hosting the event.

IDs will be required to pick up credentials and names must match the requested credential the person is picking up.

### PRINT

Daily newspapers are eligible to apply for credentials and access to media opportunities. The granting and number of credentials will be based on newspaper's circulation on a space-available basis.

Those newspapers publishing more than twice a week, but less than six, will have priority after those in the daily newspaper category.

Weekly and non-daily newspapers that do not cover the team on a daily basis will be limited to non-conference games if space exists.

Specialty publications that cover college football or sports in the host site of the two participating schools are

eligible on a space-available basis.

Student newspapers from the two teams are able to apply for credentials on basis of a maximum of two press box seats for dailies and one press box seat for weeklies.

### TELEVISION

Television stations that have nightly news broadcasts that originate in the locale of the station that includes sports coverage are eligible to apply for credentials. All other stations will be filled on a space-available basis.

Student television stations from the two participating schools are eligible to apply on a space-available basis.

The credential confers on bearer a limited non-exclusive and non-transferable license (with no right of sublicense) to use broadcast video feeds of the event only for regularly scheduled television newscasts aired only on television (but not on any form of television available or viewable on the Internet, except for a single, non-archived only simulcast by bearer) within the period expiring at midnight on the seventh day after the event and NO video used for such purposes shall exceed three minutes. Bearer may not broadcast any video of game action that is "live" until the Event has been completed.

### SEC AFFILIATE NETWORK

The SEC now offers access to free licensed game highlights and other newsworthy event video, including select live streams, through the SEC Affiliate Network. This annual program is exclusively available to the accredited media. It covers all teams and all sports for both men's and women's teams. Video is delivered through a customizable digital video player immediately after televised games/events conclude. Participating news affiliates can also select individual clips to insert directly into Online stories. Television stations also have access to an FTP account to run content on-air. The SEC Affiliate Network is managed through XOS Digital. To join, please request a participation form from the program's director, Anna Marie Neri, at [aneri@xosdigital.com](mailto:aneri@xosdigital.com) or at 407-670-5049.

### RADIO

National and regional networks are eligible to apply for credentials.

Radio stations that employ a full-time sports director or regularly air sports news or locally-produced talk shows are eligible to apply for credentials. No talk show may have more than one credential and the maximum credentials a station may receive for a game, based on space availability, is two.

Unless short (10 to 30 second) live updates are allowed by the SEC or its member hosting the event, radio stations that have no licensed rights to the event shall not broadcast any report from the venue on a live basis or broadcast any live description of any Event while it is still in progress.

### INTERNET

Internet sites of the home and visiting school (as determined by the Media Relations/SID) are eligible to apply for credentials.

LSU's policy is to issue credentials only to those organizations whose primary purpose is to gather news and disseminating it and for which other commercial activities

are ancillary.

Other Internet sites must meet each of the following guidelines in addition to meeting the above criteria to be eligible to apply for credentials and access as determined on a space-available basis.

- Website must be a legal, corporate entity.
- Website must provide daily coverage of LSU or the visiting team with its own full-time staff of reporters, photographers and equipment.
- Website must travel to and cover a majority of away games and all major post-season events.
- Website must be accredited by the home university as working media.
- Websites that sponsor message boards, message centers or chat room as their primary function where people are allowed to post anonymous information will not be issued credentials.
- The maximum number of credentials that a website may receive is two based on space available and the discretion of the communications staff or Associate AD of the Communications.

### BLOGGING

By acceptance and use of an LSU media credential, the holder agrees to the following conditions as established by LSU and the Southeastern Conference:

Blogging, including periodic updates of scores, statistics or other brief descriptions of the competition throughout the event, is acceptable provided that the bearer conforms to the blogging policies separately published by the SEC, as such policies may be revised from time to time.

No bearer may produce or disseminate in any form a "real-time" description or transmission of the event in any manner that constitutes, or is intended to provide or is promoted or marketed as a substitute for television or video coverage of such event. Bearer agrees that the determination of whether a blog is a real-time description or transmission shall be made by the SEC in its reasonable discretion.

### LIVE VIDEO FROM PRESS BOX OR FIELD PROHIBITED

Any video shot for such apps as Instagram, Periscope, Snapchat, or Facebook is prohibited during the course of a televised game at any time based on rights between the televising entity and the SEC. The SEC has the discretion to determine what video may be in violation of this policy.

Video shots of a television monitor of replays shown to the public during the telecast is also in violation of this policy. This is in effect for all LSU home games, non-conference or SEC contests.

### UNAUTHORIZED USE OF CREDENTIALS

Press credentials will be issued to working press only. Press credentials are not transferable and use by anyone other than members of the working media is unauthorized. Press credentials used in an unauthorized manner will be revoked immediately. News organizations allowing unauthorized individuals to use credentials will have their credentials revoked for the remainder of the year.

All press credentials remain the property of the LSU Athletics Department and must be returned on request.

## Access Guidelines For Media Covering LSU Athletics

### ENTRANCE

The entrance to the Tiger Stadium press box is located through the marked entrance, located to the left of Gate A1 on the southwest side of Tiger Stadium. Media Will Call and the Media Entrance is located on the south side of the first floor of the LSU Athletics Administration Building.

A marked media elevator will take media to the press area after credentials are picked up and proper identification shown. The elevator will be in operation three hours prior to kickoff.

### RADIO/TELEVISION/COACHES

Located on the main press level, there is a primary live television broadcast booth. This level also accommodates booths for both home and visiting radio crews, national radio and the LSU and visiting coaches' booths.

### PHOTO DECK

This level offers space for network TV cameras and coaches' video crews. Due to lack of space on the photo deck, NO video cameras will be allowed on the photo deck other than the originating network cameras, home and visitor coaches' video and scoreboard video cameras. Please contact Director of Television, Kevin Wagner, for setup information.

### SIDELINES

LSU follows NCAA and SEC rules regarding media representatives on the sidelines.

- All photographers/videographers on the sideline must be in a working capacity with professional equipment. Photographers are not permitted to shoot between the 25-yard lines. All photographers/videographers on the sideline must kneel

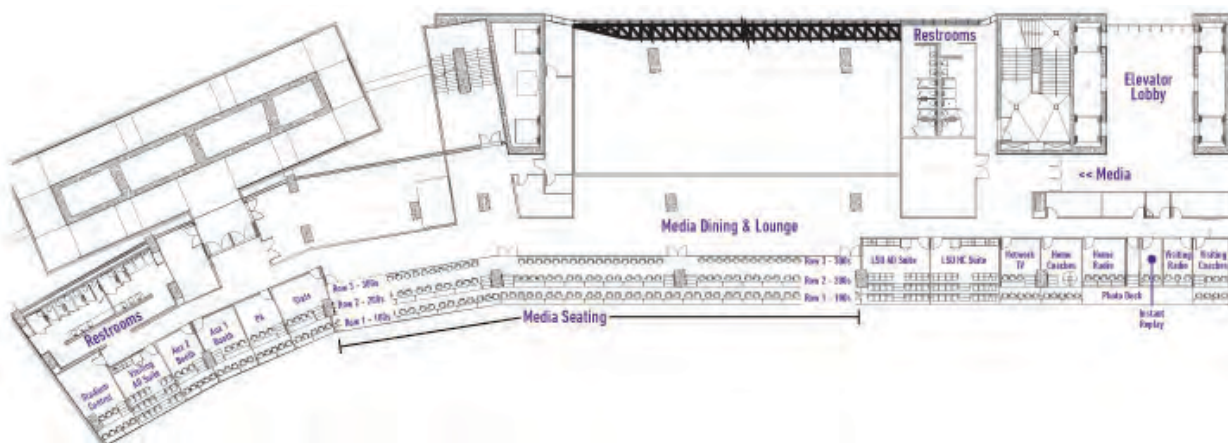
while play is in progress.

- No credentials will be issued to freelance photographers, cutline writers, equipment carriers or radio station representatives, except for the two teams' broadcast originating networks. Vests will not be mailed or otherwise issued prior to gameday. Photo vests must be picked up at Media Will Call, located at the south corner of the west side stands closest to the Athletics Administration Building, no earlier than three hours before kickoff. One vest will be issued per person at the press gate and identification will be requested. Affiliate TV stations are not allowed the services of a grip and vests will not be provided for them.
- Due to the space restrictions, those media wearing vests will not have access to the press box at any time without other proper credentials. A box lunch will be served at ground level for photographers. No

one under age 18 will be issued a vest for sideline access without prior approval of the SID.

- **A CAMERA PHONE, IPAD OR IPHONE will not be acceptable for receiving photo credentials on game day even if approved for credentials previously. A photographer may be removed from sidelines if using improper equipment.**
- Photographers or videographers are considered working members of the media and must refrain from cheering or talking to players, coaches or officials.
- Photographers needing to send photos from the stadium may do so at the LSU Photo Office, located in the northeast corner of Tiger Stadium, inside Gate 10. Photographers should contact Chris Parent, LSU Staff Photographer, for further information at 225-578-4193 or 225-316-6684 to reserve space.

## TIGER STADIUM PRESS BOX DIAGRAM



### PRESS BOX

Tiger Stadium is equipped with power outlets at every seat with wireless Internet available throughout the press area and a limited number of Ethernet lines available. When ordering phone lines for the press box, the physical address for Tiger Stadium is 3800 Highland Road, Baton Rouge, La. 70803. Please allow two weeks for installation.

Quarterly play-by-play, offensive and defensive statistics and quotes from players and coaches of both teams will be passed out as soon as they are compiled. The Ed Orgeron press conference and, when possible, portions of the visiting coach press conference will be played over the interior PA in the press box following the game.

Stats and play-by-play of LSU's games will be available on LSU's website, [www.LSUports.net](http://www.LSUports.net) within minutes of the conclusion of the game.

### PARKING

Because of limited space, requests for parking should be made with credential requests. It should NOT be assumed that parking passes will be provided with all media credentials.

### PRO SCOUTS

Due to severe space limitations, scouts of professional football teams are not issued press credentials. Tickets will be made available to pro scouts at regular price. Tickets should be requested two weeks prior to the date of the game to guarantee availability and should be requested through LSU Sports Communications Administrative Secretary Pam LeBlanc at 225-578-8226.

### SATELLITE TRUCKS

TV stations must request satellite truck access and must have a truck in place at least five hours prior to kickoff. Any satellite truck arriving less than five hours prior to kickoff may be denied access to the stadium. Requests for parking area for satellite trucks must be made by noon on Wednesday prior to Saturday games and must be confirmed through Director of Television Kevin Wagner (225-578-1797, [jwagne2@lsu.edu](mailto:jwagne2@lsu.edu)). No other vehicles will be allowed to park with the satellite truck and all credentials for personnel must be included in the Online request.

### HEAD COACH ED ORGERON

Request for interviews with Ed Orgeron should be coordinated through Communications Director Michael Bonnette at 225-578-8226 or [mbonnet@lsu.edu](mailto:mbonnet@lsu.edu).

[lsu.edu](http://lsu.edu).

- Coach Orgeron, besides his weekly press luncheon and after Wednesday practice, is also available by request Tuesday through Friday during the season between 12:45 and 1:30 p.m. through Michael Bonnette.

### PRACTICES

Practices are closed to the media once the regular season starts.

### PLAYERS

All player interviews must be coordinated through the LSU Sports Communications Office at least one day in advance. Player interviews will be held each Monday after Coach Orgeron's press luncheon at a time TBD and then following practice on Monday and Tuesday. All player interviews will be held at the Indoor Practice Facility.

- Phone interviews should be requested through Sports Communications Director Michael Bonnette.
- Players are available through

Tuesday of game week. Team locker rooms and apartments are off limits to media representatives at all times.

### POSTGAME

LSU is committed to a policy of equal access for both male and female reporters and photographers.

- Ed Orgeron will conduct his postgame news conference approximately 10 minutes after the game in the Media Interview Room located just off the chute area leading to the LSU locker room.
- The LSU locker room is closed. Players will be brought into the Media Interview Room following coach Orgeron's postgame news conference.
- The opponents' coach will conduct his postgame news conference in the interview room located across from the visitors' locker room in the southeast portal of the stadium. TV lighting and adequate electrical outlets are available in the visitors' interview area.

### CREDENTIALS

All credential requests should be made at LSU's on-line credentialing website: [www.LSUports.net/media](http://www.LSUports.net/media). All requests should be made as early as possible and should be limited to working press only. The deadline for season credential requests is August 15. Individual game credentials must be requested two (2) weeks prior to the date of the game.

- The credential authorizes the use by an accredited organization for news coverage of the game. Any unauthorized use of credentials subjects the bearer to ejection from the stadium and subjects the accredited organization to revocation of its credentials for future LSU athletic events.

### LOGO FOR MEDIA USE

The following logo is the primary mark for all of LSU athletic teams and the only permissible for media usage on all platforms. Visit [LSUports.net/brand](http://LSUports.net/brand) for more information.



## Radio Network History

The LSU Sports Radio Network, a division of LSU Sports Properties, brings Tiger football to LSU fans and alumni around the world. With four 50,000-watt affiliates, three 100,000-watt FM stations and two clear-signal 50,000 watt AM stations, LSU Fighting Tigers Football is distributed by satellite throughout the South. The LSU Sports Radio Network is anchored by flagship WDGL Eagle 98.1 FM in Baton Rouge.

The LSU Sports Radio Network is one of the most progressive college radio networks in the country, utilizing an in-house radio studio to originate more than 250 live broadcasts of LSU football, men's and women's basketball, baseball and softball annually.

Eagle 98.1 is also the home of men's basketball and baseball. WBRP Talk 107.3 FM serves as a flagship station for women's basketball and softball.

In addition to live games, network programming includes a weekly live coaches' shows for football, men's and women's basketball, and baseball.



## 2018 Radio Network Affiliates

CITY	SHOWS	CALL LETTERS	FREQ.
Baton Rouge (flagship)	FB, EOS	WDGL-FM	98.1
Baton Rouge	LSU 60	WBRP-FM	107.3
Alexandria	FB, LSU 60	KZMZ-FM	96.9
Alexandria	FB, EOS, LSU 60	KSYL-AM	970
Alexandria	LSU 60	KDBS-AM	1410
Bogalusa	FB, EOS, LSU 60	WBOX-FM	92.9
Crossett, Ark.	FB, EOS	KWLT-FM	102.7
Conway/Little Rock, Ark.	FB, EOS, LSU 60	KASR-FM	92.7
Jackson, Miss.	FB, EOS, LSU 60	WYAB-FM	103.9
Jena	FB, EOS, LSU 60	KJNA-FM	102.7
Lafayette/Opelousas	FB, EOS	KLWB-FM	103.7
Lafayette/Opelousas	LSU 60	KOGM-FM	107.1
Lake Charles	FB	KQLK-FM	97.9
Lake Charles	EOS, LSU 60	KXZZ-AM	1580
Leesville	FB, EOS, LSU 60	KJAE-FM	93.5
Natchez, Miss.	FB, EOS, LSU 60	WQNZ-FM	95.1
New Orleans	FB, EOS	WWL-AM	870
New Orleans	LSU 60	WWWL-AM	1350
New Orleans (Spanish)	FB	KDDK-FM	105.5
New Orleans (Spanish)	FB	KGLA-AM	1540
Ruston	FB, EOS	KNBB-FM	97.7
Ruston	LSU 60	KRUS-AM	1490
Shreveport	FB, EOS, LSU 60	KWKH-AM	1130
Tylertown, Miss.	FB, EOS, LSU 60	WFCG-FM	107.3
Vicksburg, Miss.	FB, EOS, LSU 60	WBBV-FM	101.3
Ville Platte	FB, EOS, LSU 60	KVPI-AM	1050
Ville Platte	FB	KVPI-FM	92.5
	FB	Ch. 199, 200, 201	



FB – LSU Football Games; EOS – The Ed Orgeron Show; Affiliates subject to change. Visit [LSUsports.net/radioaffiliates](http://LSUsports.net/radioaffiliates) for updates.

## ED ORGERON RADIO SHOW The Ed Orgeron Show

The Ed Orgeron Show a one-hour radio program held on Wednesdays at 7 p.m. CT during football season, airs live from TJ Ribs on Acadian Thruway in Baton Rouge starting Aug. 22. "Voice of the Tigers" Chris Blair serves as host. Fans are invited to enjoy dinner at TJ Ribs with opportunities for those in attendance to ask on-air questions to coach Ed Orgeron. Those listening across the country may call-in at (800) 315-8255. The Ed Orgeron Show airs on affiliates of the LSU Sports Radio Network (see adjacent list) and is streamed free at [LSUsports.net/live](http://LSUsports.net/live).



## Tiger One

Tiger One, a mobile radio studio and hospitality center for LSU fans and corporate partners, originates the LSU Sports Radio Network's "LSU GameDay presented by CST" pregame show at home games throughout the 2018 season. Located between the Maravich Center and Tiger Stadium, Tiger One Village has become a hub for Tiger fans for 12 seasons. Prior to entering Tiger Stadium, fans are invited to watch a free concert, the football team's walk down Victory Hill and the first hour of the pregame broadcast.



## LSU Sixty

LSU Sixty, a 60-minute football recap show on the LSU Sport Radio Network, airs live on Sundays at 6 p.m. CT from Aug. 26 through Dec. 9 (No show Sept. 2). Listen free at [LSUsports.net/live](http://LSUsports.net/live).



## Subway Fresh Take by Ed Orgeron

Leading into LSU Football Head Coach Ed Orgeron's Monday press conference, get a preview of the week's football opponent with Subway Fresh Take by Ed Orgeron. At 12:10 p.m. CT, Voice of the Tigers Chris Blair and sideline reporter Gordy Rush host the 20-minute preview before coach Orgeron takes the podium for this weekly press conference. Watch or listen online at [LSUsports.net/live](http://LSUsports.net/live).

## Broadcast Team



**Chris Blair**  
Director of Radio  
Broadcasting/  
Voice of the Tigers



**Doug Moreau**  
Color Analyst



**Gordy Rush**  
Sideline Reporter



## Official Podcast

Listen to long-form interviews with LSU's coaches and administrators in the LSU Sports Insider Podcast, hosted by Voice of the Tigers Chris Blair. Subscribe on Apple's iTunes or listen on SoundCloud.

## SPORTS PRODUCTIONS



## Inside LSU Football

Get a behind-the-scenes look into the program by watching Inside LSU Football with Ed Orgeron presented by Academy Sports + Outdoors. Joined by head coach Ed Orgeron, Sideline Reporter Gordy Rush serves as host of the 30-minute show to break down highlights from the week's game, profile members of the program, and provide in-depth analysis of upcoming opponents. Inside LSU Football is syndicated (see adjacent affiliates) throughout Louisiana and across the region on Cox Sports Television and FOX Sports Net. It can be viewed on-demand on [LSUsports.net/video](http://LSUsports.net/video) on Sundays from Sept. 2 until Nov. 25, 2018.

## 2018 TV Affiliates

CITY	AFFILIATE	CHANNEL	AIR TIME (CT)
Baton Rouge	WBRZ-TV	Ch. 2	Sun., 10:35 p.m.
Baton Rouge	Cox Cable	Ch. 4	Mon., 9:30 p.m.
Alexandria	KLAX-TV	Ch. 31	Sun., 10 p.m.
Monroe	KARD-TV	Ch. 14	Sun., 10:30 p.m.
New Orleans	WWL-TV	Ch. 4	Sun., 11:30 p.m.
Shreveport	KSHV-TV	Ch. 45	Sun., 10 p.m.
Pensacola, Fla.	WFBD-TV	Ch. 48	Mon., 7:30 p.m.
Regional	Cox Sports CST		Wed., 10:30 p.m.
Regional	Fox Sports SW		Tues., 2:30 p.m.

Affiliates subject to change. Visit [LSUsports.net/tvaffiliates](http://LSUsports.net/tvaffiliates) for updates.





**LSU Athletics, like all 14 schools in the Southeastern Conference, built state-of-the-art control rooms and purchased HD camera equipment to provide the same quality coverage for events that viewers were used to for years on ESPN family of network events.**



## SEC Network

The first three years of the SEC Network have proven to be one of the most successful launches by a network in all of cable television. Plus, it has brought Southeastern Conference sports to audiences nationwide.

That was the vision when the SEC and ESPN signed a 20-year agreement through 2034 to create and operate a multi-platform network which launched on Aug. 14, 2014. The network and its accompanying digital platform carries SEC contest 24/7 including some 1,500 events each year.

The network televises 45 football games, more than 100 men's basketball games, 60 women's basketball games, 75 baseball games, and events from across the SEC's 21 sports annually.

Besides the volume of over the air events, thanks

to commitment by athletic departments like LSU, all 14 schools built state-of-the-art control rooms and purchased HD camera equipment to provide the same quality coverage for events that viewers were used to for years on ESPN family of network events.

These events were made exclusively through the ESPN app as part of SEC Network+ on computers, phones and tablets, allowing fans anywhere and almost anytime to watch their favorite teams play their favorite sports.

The SEC Network has also become known for its studio show "SEC Now" and its traveling weekly football pregame show "SEC Nation" besides its weekly coverage morning to night of Saturday SEC college football.



Connect like never before to your favorite LSU Athletics teams, coaches and departments online and on your smartphone. LSU Athletics' complete Social Media Directory including Facebook pages, Twitter and Instagram accounts are available at [LSUsports.net/connect](https://LSUsports.net/connect).

**LSUsports.net**   

## TEAMS

LSU Baseball	@LSUBaseball
LSU Men's Basketball	@LSUBasketball
LSU Women's Basketball	@LSUwbkb
LSU Beach Volleyball	@LSUbeachVB
LSU Football	@LSUfootball
LSU Men's Golf	@LSUMensGolf
LSU Women's Golf	@LSUWomensGolf
LSU Gymnastics	@LSUGym
LSU Soccer	@LSUSoccer
LSU Softball	@LSUsoftball
LSU Swimming & Diving	@LSUSwimDive
LSU Men's Tennis	@LSUTennis
LSU Women's Tennis	@LSUwten
LSU Track & Field	@LSUTrackField
LSU Volleyball	@LSUVolleyball

## COACHES

Ed Orgeron (FB)	@Coach_EdOrgeron
Dave Aranda (FB)	@CoachDaveAranda
Steve Ensminger (FB)	@SteveEnsminger
Dennis Johnson (FB)	@CoachDJ_
Mickey Joseph	@daboot02
Corey Raymond (FB)	@LSUCoachRaymond
Tommie Robinson (FB)	@TRob_LSU
Nolan Cain (BSB)	@ncain39
Will Wade (BB)	@wwadelsu
Nikki Fargas (WBB)	@NikkiCaldwell
Tasha Butts (WBB)	@TashaButts
Russell Brock (BVB)	@RussLSUbeach
Garrett Runion (WG)	@GRUN1
Alexis Rather (WG)	@Alexis_Rather
Jay Clark (GYM)	@jayclark886
Brian Lee (SOC)	@LSUBrianLee
Beth Torina (SB)	@BethTorina
Howard Dobson (SB)	@HWDobson
Lindsay Leftwich (SB)	@LLefty18
Dave Geyer (SD)	@LSUCoachGeyer
Steve Mellor (SD)	@StevMello
Julia S. Sell (WT)	@LSUJuliaSell
Michael Sell (WT)	@_sellmichaell
Dennis Shaver (TF)	@LSUCoachShaver
Bennie Brazell (TF)	@LSUCoachBrazell
Todd Lane (TF)	@LSUToddLane
Fran Flory (VB)	@LSUCoachFran

## DEPARTMENTS

LSU Athletics	@LSUsports
LSUpix.net	@LSUpix
LSU Academic Center	@LSUAcademicCtr
LSU Athletic Training	@LSUAthTraining
LSU Cheerleading	@LSUCheer
LSU Compliance	@LSUCompliance
LSU Creative Services	@LSUcreative
LSU Game Operations	@LSUGameOps
LSU Final Score	@LSUfinalscore
LSU Football Equipment	@LSUFBEquipment
LSU Football Video	@LSUFBVideo
LSU Geaux Students	@GeauxStudents
LSU Sports Properties	@LSUSP
LSU Nutrition Performance	@LSUNutrition
LSU Ticket Office	@LSUtix
LSU Tiger Girls	@LSUTigerGirls
Mike The Tiger	@LSUMikeTiger
Mike's Kids Club	@LSUMKC
National L Club	@LSULclub
Tiger Athletic Foundation	@LSUTAF
Tiger Stadium	@LSUTigerStadium

## UNIVERSITY

Official University	@LSU
President F. King Alexander	@LSUprez
University News	@LSUnews

## ADMINISTRATION

Chris Blair	@LSUTigersVoice
Michael Bonnette	@LSUBonnette
Brian Broussard	@BroussardBrian
Emily Dixon	@EmilyVDixon
Quinlan Duhon	@LSUQuinlanDuhon
Jason Feirman	@jfeirman
Bill Franques	@AlexBoxVoice
Nate Fury	@furnate1
Kent Lowe	@LSUKent
Tommy Moffitt	@TommyMoffitt
Chris Parent	@ChrisJParent

**JAMAL ADAMS**  
2017 NFL DRAFT NO. 6 PICK  
SAFETY



**TRE'DAVIOUS WHITE**  
2017 NFL DRAFT NO. 27 PICK  
CORNERBACK



**ODELL BECKHAM JR.**  
2014 NFL DRAFT NO. 12 PICK  
WIDE RECEIVER



# #NFLLSU



PIPELINE TO THE PROS

- 2017 marked **the fourth straight year LSU led all of college football with players on opening day NFL rosters** at 51.
- **65 LSU players have been selected in the NFL Draft over the past 10 years** which ranks No. 2 nationally. LSU is one of just three schools in college football to have 60 or more players drafted since the 2009 NFL Draft.
- Over the last decade, LSU has produced **9 first round NFL Draft picks**. The Tigers have had at least one player selected in the first round 11 of the past 15 years.
- **We are DBU:** Since 2007, LSU leads the nation in number of defensive backs selected in the NFL draft with 18, including 6 in the first round.
- At least one **LSU player has appeared in the Super Bowl for 17 consecutive years** which stands at the longest current streak in the SEC.
- Overall, **59 former Tigers have appeared on Super Bowl rosters** and LSU has had at least one Super Bowl participant in 39 of the 52 championship games.

**PATRICK PETERSON**  
2011 NFL DRAFT NO. 5 PICK  
CORNERBACK



**BARKEVIOUS MINGO**  
2013 NFL DRAFT NO. 6 PICK  
DEFENSIVE END



**ERIC REID**  
2013 NFL DRAFT NO. 18 PICK  
SAFETY



**MORRIS CLAIBORNE**  
2012 NFL DRAFT NO. 6 PICK  
CORNERBACK



**MICHAEL BROCKERS**  
2012 NFL DRAFT NO. 14 PICK  
DEFENSIVE END



**LEONARD FOURNETTE**  
2017 NFL DRAFT NO. 4 PICK  
RUNNING BACK



# BILLY CANNON

1937-2018

