

MISSISSIPPI STATE FOOTBALL

THE MATCHUP: GAME 7



MISSISSIPPI STATE BULLDOGS (3-3, 1-2 SEC)

VS



#2/3 LSU TIGERS (6-0, 2-0 SEC)

October 19, 2019 • 2:30 p.m. CT • Starkville, Miss. • Davis Wade Stadium (61,337)

STORYLINES

- The Bulldogs (3-3, 1-2 SEC) and Tigers (6-0, 2-0) kick off at 2:30 p.m. CT Saturday. For the first time since the 2015 season, CBS will originate a broadcast from Davis Wade Stadium with Brad Nessler (play-by-play), Gary Danielson (analyst) and Jamie Erdahl (reporter) calling the action.
- In what has annually become one of the SEC Network's most popular visits, "SEC Nation" will originate from the Junction from 9-11 a.m. CT Saturday. "SEC Nation", the network's traveling gameday show, is in its sixth season on SEC Network. The lineup features former NFL and SEC players Tim Tebow and Marcus Spears, host Marty Smith and media personality Paul Finebaum.
- MSU is coming off a 20-10 loss at Tennessee, while LSU comes to Starkville after a 42-28 win at home against No. 9 Florida.
- LSU leads the all-time series 74-35-3 since 1896. MSU recorded its largest victory ever over No. 11 LSU, 37-7, in the last meeting in Starkville in 2017. It also was the Bulldogs' second-biggest margin of victory over an AP ranked team since Oct. 17, 1942 (def. No. 11 Vanderbilt).
- Three of the last five games in the series have come down to the final 2 minutes and been decided by five points or less.
- This will be the eighth time this decade that MSU has played a top-five team in Davis Wade Stadium. State has won two of its last four against top-five opponents at home. MSU's last such win was a 35-28 victory over No. 4 Texas A&M on Nov. 5, 2016.
- The Bulldogs have relied heavily on its freshmen this season. Eighteen such players (9 true, 9 redshirt) have played multiple games through the first six contests, while 15 sophomores and seven transfers (4 JUCO) have played at least one game. In addition, sixteen different Bulldogs have seen game action for the first time, while 13 have earned starts for the first time.
- The SEC's Freshman of the Week in Week 4 vs. Kentucky, true freshman QB **Garrett Shrader** has been solid both throwing and running in five games played. Shrader is the only SEC quarterback (1 of 7 in FBS) with 350+ rushing yards and 550+ passing yards this season.
- Behind four 100-yard rushing efforts in State's first six games, RB **Kylin Hill** enters Saturday's game with 609 rushing yards (2nd in SEC) and five rushing touchdowns (T-4th in SEC). He is averaging 101.5 rushing yards per game (2nd in SEC). Of Hill's 119 carries, 32 have converted a first down (leads SEC).
- Junior WR **Osirus Mitchell** leads the Bulldogs in touchdown catches this season with four (all have been for 20 yards or longer). Mitchell is also State's top receiver in yardage (335) and catches (24). He has at least one reception of 20+ yards in five different games. His 17 catches for a first down and 10 catches for 15+ yards lead MSU and are tied for 10th in the SEC.
- DC **Bob Shoop's** defense has recorded a takeaway in 22 straight games, which is the longest active streak in the nation. The streak began at Arkansas on Nov. 18, 2017. State has totaled 43 takeaways during the streak.
- S **Brian Cole II** leads the Bulldogs and is tied for third in the SEC in tackles for loss this season (6.5). Cole's 6.5 tackles for loss lead the SEC among defensive backs (T-3rd among FBS defensive backs).

NUMBERS TO KNOW

276

QB **Garrett Shrader** has 276 rushing yards in SEC games in 2019 (leads MSU, 2nd in SEC among freshmen and 7th in SEC overall)

21

QB **Garrett Shrader** and RB **Kylin Hill** are tied for the SEC lead (T-5th in FBS) in 10+ yard runs (21) this season

16

MSU has racked up 16 takeaways in 2019 (3rd in FBS, 2nd in SEC) ... 10 of those have been fumbles (tied for FBS lead)

10

LB **Erroll Thompson** had 10+ tackles for the second time in 2019 last week and is one of eight SEC players with two 10+ tackle games

5

S **Brian Cole II** is one of five SEC players with 6.5+ TFLs, 2.0+ sacks and 1+ INT this season

1

QB **Garrett Shrader** is the only FBS true freshman quarterback with 350+ rushing yards and 550+ passing yards in 2019

BROADCAST INFORMATION

TV: CBS

Play-by-Play: Brad Nessler

Analyst: Gary Danielson

Reporter: Jamie Erdahl

RADIO: MSU SPORTS RADIO NETWORK

Play-by-Play: Neil Price

Analyst: Matt Wyatt

Sideline: Jay Perry

SATELLITE RADIO

Sirius: 119 | XM: 203 | Internet: 966

TEAM INFORMATION

MISSISSIPPI STATE

Head Coach: Joe Moorhead (Fordham, 1996)

Rankings: NR (AP) / RV (Coaches)

Overall Record: 41-21* (sixth season)

Overall On-Field Record: 49-21 (sixth season)

Mississippi State Record: 3-8* (second season)

Mississippi State On-Field Record: 11-8 (second season)

LSU

Head Coach: Ed Orgeron (Northwestern State (La.), 1984)

Rankings: #2 (AP) / #3 (Coaches)

Overall Record: 47-36 (eighth season)

LSU Record: 31-9 (third season)

2019 MISSISSIPPI STATE SCHEDULE

Overall: 3-3 | SEC: 1-2 | H: 2-1 | A: 1-2 | N: 0-0

AUGUST (1-0)

31 at Louisiana (New Orleans) ESPNU W, 38-28

SEPTEMBER (2-2)

7 Southern Miss ESPNU W, 38-15

14 Kansas State ESPN L, 31-24

21 Kentucky * SEC Network W, 28-13

28 at #7/7 Auburn * ESPN L, 56-23

OCTOBER (0-1)

12 at Tennessee * SEC Network L, 20-10

19 #2/3 LSU * CBS 2:30 p.m.

26 at Texas A&M * TBA TBA

NOVEMBER (0-0)

2 at Arkansas * TBA TBA

16 #1/1 Alabama * TBA TBA

23 Abilene Christian (HC) TBA TBA

28 Ole Miss * ESPN 6:30 p.m.

MISSISSIPPI STATE COACHING STAFF

Joe Moorhead, head coach (2nd)

Tony Hughes, associate head coach/tight ends (8th, 2nd stint)*

Terry Richardson, assistant head coach/run game coord./RBs (1st)

Deke Adams, defensive line (1st)

Andrew Breiner, pass game coordinator/QBs (2nd)*

Terrell Buckley, cornerbacks (4th)

Marcus Johnson, offensive line (2nd)

Michael Johnson, wide receivers (1st)

Joey Jones, special teams coordinator (2nd)

Chris Marve, defensive run game coordinator/LBs (1st)

Bob Shoop, defensive coordinator/safeties (2nd)*

* - denotes in the booth



GAME 7 DEPTH CHART: LSU

OFFENSE

| | | | | | |
|---------------|---------|---------------------|------|-----|---------|
| WR (X) | 1 | Stephen Guidry | 6-4 | 200 | Sr.-1L |
| | 3 | Devonta Jason | 6-3 | 225 | So.-1L |
| | 18 | Cameron Gardner | 6-4 | 220 | Fr.-RS |
| WR (H) | 2 | Dedrick Thomas | 5-9 | 190 | Sr.-3L |
| | 12 | Isaiah Zuber | 6-0 | 190 | Sr.-GTR |
| | 85 | Austin Williams | 6-3 | 200 | So.-1L |
| WR (Z) | 5 | Osirus Mitchell | 6-5 | 210 | Jr.-2L |
| | 4 | JaVonta Payton | 6-1 | 180 | Jr.-JC |
| | 9 | Malik Dear | 5-9 | 220 | Sr.-3L |
| LT | 78 | Tyre Phillips | 6-5 | 345 | Sr.-1L |
| | 69 | Kwatrivous Johnson | 6-7 | 330 | Fr.-RS |
| LG | 56 | Dareuan Parker | 6-4 | 330 | Jr.-2L |
| | 75 | Michael Story | 6-4 | 300 | Sr.-3L |
| C | 73 | Darryl Williams | 6-3 | 310 | Sr.-2L |
| | 79 | Evans Wilkerson | 6-5 | 310 | Sr.-3L |
| RG | 51 | Stewart Reese | 6-5 | 345 | Jr.-2L |
| | 63 | LaQuinston Sharp | 6-3 | 315 | Jr.-JC |
| RT | 55 | Greg Eiland | 6-8 | 335 | Jr.-2L |
| | 70 | Tommy Champion | 6-5 | 320 | Sr.-1L |
| TE | 82 | Farrod Green | 6-4 | 240 | Sr.-3L |
| | 84 | Dontea Jones | 6-4 | 250 | Jr.-2L |
| | -or- 11 | Geor'quarius Spivey | 6-5 | 250 | Fr.-RS |
| | -or- 25 | Brad Cumbest | 6-5 | 250 | Fr.-RS |
| | 88 | Powers Warren | 6-3 | 245 | So.-1L |
| RB | 8 | Kylin Hill | 5-11 | 215 | Jr.-2L |
| | 21 | Nick Gibson | 5-11 | 215 | Sr.-3L |
| | 22 | Lee Witherspoon | 5-10 | 205 | Fr.-HS |
| QB | 7 | Tommy Stevens | 6-5 | 235 | Sr.-GTR |
| | 6 | Garrett Shrader | 6-4 | 220 | Fr.-HS |
| | -or- 10 | Keytaon Thompson | 6-4 | 225 | Jr.-2L |

SPECIALISTS

| | | | | | |
|-----------|---------|------------------|------|-----|---------|
| PK | 47 | Jace Christmann | 6-0 | 200 | Jr.-2L |
| | 26 | Jordan Lawless | 6-0 | 200 | Jr.-SQ |
| KO | 48 | Scott Goodman | 5-10 | 200 | So.-1L |
| P | 37 | Tucker Day | 6-0 | 210 | So.-1L |
| | 97 | Reed Bowman | 6-0 | 200 | Jr.-TR |
| LS | 67 | Paul Blackwell | 5-10 | 210 | Jr.-RS |
| H | 27 | Kody Schexnayder | 5-10 | 195 | Sr.-2L |
| KR | 12 | Isaiah Zuber | 6-0 | 190 | Sr.-GTR |
| | -or- 32 | Brian Cole II | 6-2 | 210 | Sr.-1L |
| PR | 9 | Malik Dear | 5-9 | 220 | Sr.-3L |
| | -or- 32 | Brian Cole II | 6-2 | 210 | Sr.-1L |

DEFENSE

| | | | | | |
|-------------|---------|--------------------|------|-----|--------|
| LE | 5 | Chauncey Rivers | 6-3 | 275 | Sr.-1L |
| | 43 | Fletcher Adams | 6-2 | 265 | Sr.-3L |
| DT | 90 | Lee Autry | 6-2 | 305 | Sr.-1L |
| | 84 | Jaden Crumedy | 6-5 | 300 | Fr.-RS |
| | 92 | Kendell Jones | 6-4 | 300 | Sr.-2L |
| NG | 54 | Fabien Lovett | 6-4 | 315 | Fr.-RS |
| | 99 | James Jackson | 6-3 | 315 | So.-1L |
| RE | 42 | Marquiss Spencer | 6-4 | 285 | Jr.-2L |
| | 52 | Kobe Jones | 6-4 | 270 | Jr.-2L |
| WILL | 6 | Willie Gay Jr. | 6-2 | 240 | Jr.-2L |
| | 10 | Leo Lewis | 6-2 | 245 | Sr.-3L |
| | 18 | Aaron Brule | 6-1 | 235 | Fr.-RS |
| MIKE | 40 | Erroll Thompson | 6-1 | 250 | Jr.-2L |
| | 41 | Tim Washington | 6-3 | 240 | Sr.-3L |
| | 30 | Sh'mar Kilby-Lane | 6-2 | 230 | Sr.-1L |
| SAM | 41 | Tim Washington | 6-3 | 240 | Sr.-3L |
| | 30 | Sh'mar Kilby-Lane | 6-2 | 230 | Sr.-1L |
| STAR | 32 | Brian Cole II | 6-2 | 210 | Sr.-1L |
| | 38 | Fred Peters | 5-10 | 200 | Jr.-JC |
| CB | 8 | Maurice Smitherman | 5-10 | 195 | Sr.-3L |
| | 13 | Tyler Williams | 6-2 | 175 | So.-1L |
| | 1 | Martin Emerson | 6-2 | 195 | Fr.-HS |
| FS | 29 | C.J. Morgan | 6-0 | 200 | Jr.-2L |
| | 7 | Marcus Murphy | 6-1 | 200 | So.-1L |
| SS | 11 | Jaquarius Landrews | 6-0 | 200 | Sr.-1L |
| | 35 | Landon Guidry | 6-0 | 195 | So.-1L |
| CB | 3 | Cameron Dantzler | 6-2 | 185 | Jr.-2L |
| | 2 | Jarrian Jones | 6-0 | 190 | Fr.-HS |
| | -or- 16 | Korey Charles | 5-10 | 180 | Jr.-2L |

PRONUNCIATION GUIDE

| | |
|---------------------|--------------------|
| Aaron Brule | brew-LAY |
| Malik Dear | ma-LEAK |
| Jaquarius Landrews | ja-QUARE-ee-US |
| Jace Christmann | CHRIST-man |
| Jaden Crumedy | crum-eh-DEE |
| Greg Eiland | rhymes with island |
| Farrod Green | fa-ROD |
| Devonta Jason | da-VON-tay |
| Dontea Jones | dahn-TAY |
| Jarrian Jones | JAR-ee-un |
| Sh'mar Kilby-Lane | shuh-MAR |
| Kwatrivous Johnson | kwa-TRAY-vee-US |
| Osirus Mitchell | o-SIGH-russ |
| Dareuan Parker | DARE-ee-UN |
| JaVonta Payton | ja-VON-tay |
| Tyre Phillips | tie-REE |
| Kody Schexnayder | SHEX-nye-dur |
| Garrett Shrader | SHRAY-der |
| Geor'quarius Spivey | ja-QUARE-ee-US |
| Dedrick Thomas | rhymes with red |
| Erroll Thompson | AIR-uhl |
| Keytaon Thompson | KEY-tahn |
| Isaiah Zuber | ZOO-bur |

MEDIA INFORMATION

2019 MISSISSIPPI STATE FOOTBALL MEDIA SERVICES: GAME 7 vs. LSU

14 MONDAY

Coach Moorhead Press Conference

12:30 p.m.
Seal Media Room
SEC Network+

15 TUESDAY

Requested Offensive Players

6:45 p.m.
Seal Media Room

16 WEDNESDAY

Coach Moorhead on SEC Teleconference

11:50 a.m.
Passcode from SEC

Requested Defensive Players/ DL Coach Deke Adams

6:35 p.m.
Seal Media Room

17 THURSDAY

Dawg Talk with Joe Moorhead

6:30 p.m. at The Veranda
HailState.com/Plus
Tune In app
100.9 FM Starkville

18 FRIDAY

no media availability

2-6 p.m.
"The Paul Finebaum Show" will
be held from 2-6 p.m. live on SEC
Network from the Junction and
feature special guests.

19 SATURDAY

MSU vs. #2/3 LSU 2:30 p.m. • CBS • Davis Wade Stadium

9-11 a.m.
"SEC Nation" will originate from the
Junction, live on SEC Network

10 a.m.
The Bob Hartley Press Box and Media
Will Call Gate C will open.

Coach Moorhead and selected players
will be available after the game in the
Golding Family Media Center located
in north end zone of DWS.

20 SUNDAY

no media availability

MSU ATHLETIC COMMUNICATIONS FOOTBALL STAFF

Bill Martin, Senior Associate AD/Communications (*Joe Moorhead correspondence*)
662-325-0967 (office) | 662-418-3821 (cell)
BMartin@athletics.msstate.edu | @MSUBillMartin

Brandon Langlois, Associate Director (*player/assistant coach correspondence*)
662-325-0093 (office) | 601-405-5650 (cell)
BLanglois@athletics.msstate.edu | @BMLanglois

Taylor Shirey, Assistant Director
662-325-0967 (office) | 256-899-6482 (cell)
TShirey@athletics.msstate.edu | @taylor_shirey14

GAME-WEEK INTERVIEW POLICIES

Head Coach Joe Moorhead

Head coach Joe Moorhead's game-week press conferences begin Aug. 26 and will be held every Monday of a game week, including Labor Day. The press conference begins at 12:30 p.m. CT in the media room of the Leo Seal Jr. Football Complex. It will be streamed on SEC Network+ via WatchESPN.com and the Watch ESPN app, as well as MSU football's social media platforms. FTP video will be distributed to media on Monday afternoons. On-demand video will be available on HailState.com and MSU's YouTube channel (YouTube.com/HailState). Monday press conferences will not be held during open weeks (Sept. 30, Nov. 4).

Moorhead and the 13 other SEC coaches will be available on the SEC's coaches media teleconference. The teleconferences are every Wednesday from Aug. 28 until Nov. 27. Moorhead's 10-minute segment is scheduled from 11:50 a.m.-12 p.m. CT. Access to the teleconference is distributed by the SEC Communications Office.

Moorhead's weekly radio show, "Dawg Talk," makes its season debut on Thursday, Aug. 29 live from The Veranda in Starkville. The show airs from 6:30-7:30 p.m. CT on affiliates of the MSU Sports Network presented by Learfield, as well as HailState.com/plus and MSU's Facebook page. The show is held every Thursday during a game week with the exception of Egg Bowl week. The Egg Bowl week show will be held on Tuesday, Nov. 26.

Please contact **Bill Martin** for more information regarding Moorhead's media schedule.

Assistant Coaches

During game weeks, one selected assistant coach will be available in the Leo Seal Jr. Football Complex media room following Wednesday's practice. The assistant coach available each week will be distributed on Sundays when the weekly media schedule is announced.

Please contact **Brandon Langlois** for more information regarding assistant coaches.

Student-Athletes

All interviews with student-athletes must be arranged through Brandon Langlois in the MSU Athletic Communications Office. Media members are NOT permitted to contact student-athletes on their own at any time. This includes phone, E-mail, text or through social media platforms. Student-athletes' contact information will not be given out.

During game weeks, requested offensive players will be available following Tuesday's practice, while requested defensive players will be available following Wednesday's practice. All game-week player interviews will be conducted in the media room of the Leo Seal Jr. Football Complex. No player interviews will be conducted on the field. The training room, locker room and housing areas are considered private student-athlete areas and are off limits to the media.

Please submit your player requests to Brandon Langlois 24 hours in advance of the interview sessions. The deadlines are 5 p.m. Mondays for offense and 5 p.m. Tuesdays for defense. Final approval of players available during game week is at the discretion of the MSU Athletic Communications staff. True freshmen and newcomers will only be available if they see significant action in games.

Monday serves as MSU's designated NCAA "off day." Players are not available on Mondays for interviews of any kind.

Postgame Interviews

Head coach Joe Moorhead and selected players will be available for interviews following each game. For home games, Moorhead's press conference and player interviews will be conducted in the Golding Family Media Center located on the north end of Davis Wade Stadium. MSU interviews can be accessed via the northeast tunnel and then through the Dowsing-Bell Plaza. The visiting head coach and players will be available following the game in the visitors' media room located on the second floor of the M-Club Building in the south end zone. This area can be accessed via the left ramp in the south end zone. For road games, Moorhead and selected players will be available in the visitors' media room.

The MSU locker room is closed to media for both home and away games. MSU players and assistant coaches may NOT be approached on the field following games for interviews.

PRACTICES

All practices during the season are closed to the media and public.

LEO SEAL JR. FOOTBALL COMPLEX MEDIA ROOM

Game week media availabilities are held in the media room located on the top floor of the Leo Seal Jr. Football Complex. Media are welcome to work in this room beginning one hour prior to the media availability time and following the media availability.

ROBERT M. HARTLEY PRESS BOX/MEDIA WILL CALL

Media Will Call of Davis Wade Stadium opens three hours prior to kickoff at Gate C (SW side of the stadium across from Barnes and Noble). All patrons, including media, will go through metal detector procedures before entering Davis Wade Stadium. Media will enter at Gate C and all bags will be searched and tagged. For more information, visit HailState.com/metaldetector. The clear bag policy does not apply to credentialed media members.

The Robert M. Hartley Press Box, named for longtime Mississippi State Sports Information Director and administrator Bob Hartley, is located on the 200 level of the west side of Davis Wade Stadium. To access the press box, enter Gate C on the west side of Davis Wade Stadium and take the media elevator to Level 2.

In accordance with Mississippi State Athletic Communications and Football Writers Association of America (FWAA) rules, the Robert M. Hartley Press Box is a working press box and cheering or any other disruptive behavior will not be tolerated. Violators will be asked to leave and may be subject to further disciplinary action.

COLLEGEPRESSBOX.COM

CollegePressBox.com serves as a one-stop shop for all media needs regarding college football. Members can access player headshots, game notes, record books and more for all FBS schools. To apply for access, media are asked to enter their information at collegepressbox.com/register.

IMPORTANT PHONE NUMBERS

MSU Athletic Communications Main Number: (662) 322-8881
Davis Wade Stadium at Scott Field Press Box: (662) 325-3776



THE MOORHEAD FILE

Hometown: Pittsburgh, Pa.

Education: Fordham University, 1996 (B.A. English)

Wife: Jennifer

Children: Donovan (12), Mason (16), Kyra (18)

Birthday: November 2, 1973

COACHING CAREER

2018-p: Mississippi State (Head Coach)

2016-17: Penn State (Offensive Coordinator/QBs)

2012-15: Fordham (Head Coach)

2011: Connecticut (Quarterbacks)

2009-10: Connecticut (Offensive Coordinator/QBs)

2006-08: Akron (Offensive Coordinator/Quarterbacks)

2005: Akron (Assistant HC/Pass Game & Recruiting Coord./WRs)

2004: Akron (WRs/Recruiting Coordinator/Punt Return)

2003: Georgetown (Offensive Coordinator/Quarterbacks)

2002: Georgetown (Pass Game Coordinator/Quarterbacks)

2001: Georgetown (Quarterbacks)

2000: Georgetown (Running Backs)

1999: Pittsburgh (Graduate Assistant/Defense)

1998: Pittsburgh (Graduate Assistant/Recruiting)

BOWL GAMES, PLAYOFF GAMES COACHED IN

2018: Outback Bowl (Mississippi State)

2017: Rose Bowl (Penn State)

2015: FCS First Round (Fordham)

2014: FCS First, Second Round (Fordham)

2013: FCS First, Second Round (Fordham)

2011: Fiesta Bowl (Connecticut)

2010: PapaJohns.com Bowl (Connecticut)

2005: Motor City Bowl (Akron)

BY THE NUMBERS

8

Wins on the field by MSU in Moorhead's first season, the most victories by a first-year Bulldog head coach since 1939

2

Just the second coach in MSU history to lead the Bulldogs to a bowl game in his first season, joining Jackie Sherrill in 1991

3

Moorhead led Fordham to the 2014 Patriot League title and three straight FCS playoff appearances

JOE MOORHEAD

Second Season
@BallCoachJoeMo

33RD HEAD FOOTBALL COACH AT MISSISSIPPI STATE 2016 & 2017 NATIONAL OFFENSIVE COORDINATOR OF THE YEAR

When Mississippi State Director of Athletics John Cohen was charged with identifying the Bulldogs' 33rd head football coach, he was looking for a man with a pedigree as a winner, an innovator with a blue-collar work ethic and at the forefront, a 'ball coach.' From the beginning of the search, Joe Moorhead was the unequivocal leader. Moorhead, the 2016 and 2017 National Offensive Coordinator of the Year and the mastermind behind Penn State's offensive juggernaut, enters his second season in Starkville in 2019. Officially named head coach on November 29, 2017, Moorhead became just the second MSU head coach to win eight or more games on the field in his debut season and the first since College Football Hall of Famer Allyn McKeen in 1939. The 45-year-old played a pivotal role in conference championships at his four previous coaching stops, including Penn State (2016), Fordham (2014), Connecticut (2010) and Akron (2005).

In his short time in Starkville, the Pittsburgh, Pennsylvania, native has already made a marvelous impact, securing a Top 25 national ranking, a New Year's Day bowl berth, multiple Top 25 recruiting classes, forming relationships around the state of Mississippi and developing a 'good to great' attitude within the program.

Behind one of the SEC's most potent rushing attacks and the nation's No. 1 defense, Moorhead's first State squad defeated two top-20 teams by double digits, won four out of its last five regular-season games and qualified for a school-record ninth-consecutive bowl. The Bulldogs dominated then-No. 8 Auburn, 23-9, on Oct. 6, while quarterback Nick Fitzgerald accounted for 329 yards of total offense as State put away then-No. 16 Texas A&M, 28-13, on Oct. 28.

MSU reclaimed the historic Golden Egg trophy when the Bulldogs throttled rival Ole Miss, 35-3, on Thanksgiving night in Oxford. It represented the largest margin of victory by a first-year MSU head coach in Egg Bowl history. The win also propelled State to a berth in its first-ever Outback Bowl, representing the program's second-most prestigious bowl this decade. Moorhead became just the second coach in Bulldog history to reach a bowl game in his first season, joining Jackie Sherrill's 1991 squad.

State held eight of its opponents to their lowest point total of the season, including then-No. 1 Alabama, No. 10 Florida and No. 16 Texas A&M. Moorhead's first Bulldog team secured the program's second-highest finish ever in the College Football Playoff rankings at No. 18, as well as a No. 25 ranking in the final Coaches poll.

For only the second time in program history and the first since 2000, MSU produced four All-Americans led by first-teamers defensive end Montez Sweat and center Elgton Jenkins as well as safety Johnathan Abram and defensive tackle Jeffery

Simmons. Under Moorhead's guidance, Fitzgerald secured his place as one of the best dual-threat quarterbacks in SEC history as he became the conference's all-time leading quarterback rusher in addition to shattering 13 school records. Six players also earned All-SEC distinction for their year-long performance.

The Bulldogs then made a major impact in the winter and spring of 2019. A school-record eight MSU players were invited to the NFL Combine. In April, three Bulldogs were called in the first round of the 2019 NFL Draft – a first in program history – as Simmons went No. 19 overall (Tennessee), Sweat went No. 26 (Washington) and Abram followed at No. 27 (Oakland). State's three first-round selections tied with Clemson and Alabama for the most in the nation. MSU finished with a three-day total of five draft selections, including Jenkins going in the second round to Green Bay and Gerri Green being chosen by Indianapolis in the sixth round. The four defensive picks were the most in a single draft in school history. An additional seven other Bulldogs signed free agent contracts, including Fitzgerald with Tampa Bay.

Moorhead's recruiting prowess has been evident as well. A year after signing the nation's No. 25 class after just a few weeks on the job, he hauled in the No. 24 ranked class in the spring of 2019 highlighted by the signing of Charles Cross, the first five-star offensive lineman prospect in MSU history and first overall offensive five star since 2002. Moorhead's 12 four-star or greater signees were the most in a two-year span at MSU since at least 2000 when recruiting database rankings began.

Off the field, Moorhead's group has been model citizens in the community and classroom. A total of 32 Bulldogs were recognized on the SEC Academic Honor Roll in his first season. The same fall as State finished in the Top 25 of the final polls, the Bulldogs posted the highest team GPA on record with a 2.84, as five student-athletes earned a perfect 4.0.

As a collegiate student-athlete at Fordham, Moorhead was a three-year starter at quarterback and a team captain as a senior. He was a second-team All-Patriot League pick as a senior, finishing 13th nationally in total offense. He graduated with school single-season records for completions and passing yards. Following his collegiate career, Moorhead spent time in the training camp of the Milwaukee Mustangs of the Arena Football League after playing the 1996 season for the Munich Cowboys of the E.F.A.F.

Moorhead received an English degree from Fordham in 1996. He and his wife, Jennifer, have three children: daughter Kyra (18), son Mason (16) and son Donovan (12). Moorhead, an avid Pittsburgh Steelers and Pirates fan, and his family are active members of the Starkville community.

MOORHEAD'S YEAR-BY-YEAR HEAD COACHING RECORD

| Year | School | Overall | Conf. | Notable |
|-------------------|---------------------|-------------------------------|-----------------------------|--|
| 2012 | Fordham | 6-5 | 0-0 | Fordham first winning season since 2007 |
| 2013 | Fordham | 12-2 | 0-0 | FCS Playoffs Second Round, No. 9 ranking |
| 2014 | Fordham | 11-3 | 6-0 | FCS Playoffs Second Round, No. 11 ranking |
| 2015 | Fordham | 9-3 | 5-1 | FCS Playoffs First Round, No. 19 ranking |
| 2018 | Mississippi State | 0-5* (8-5 on field) | 0-4* (4-4 on field) | Outback Bowl, No. 18 CFP ranking, No. 25 Coaches ranking |
| 2019 | Mississippi State | 3-3 | 1-2 | |
| TOTALS | (7th season) | 41-21 (49-21 on field) | 12-7 (16-7 on field) | |
| MSU Record | (2nd season) | 3-8 (11-8 on field) | 1-6 (5-6 on field) | |
| Fordham Record | (4 seasons) | 38-13 | 11-1 | |

*wins vacated by the NCAA Committee on Infractions (Aug. 2019)

2019 HONORS AND AWARDS

2019 INDIVIDUAL HONORS

LEE AUTRY – SR. – DT

Senior Bowl Watch List

BRIAN COLE II – SR. – S

Senior Bowl Watch List

CAMERON DANTZLER – JR. – CB

Bednarik Award Watch List

Jim Thorpe Award Watch List

Nagurski Trophy Watch List

Preseason Second Team All-American (Lindy's Sports)

Preseason Fourth Team All-American (Phil Steele, Athlon Sports)

Preseason Second Team All-SEC (Media, Coaches, PFF, Athlon Sports, Phil Steele)

WILLIE GAY JR. – JR. – LB

Butkus Award Watch List

Preseason Third Team All-SEC (Phil Steele)

FARROD GREEN – SR. – TE

John Mackey Award Watch List

PFF SEC Team of the Week (Week 1)

STEPHEN GUIDRY – SR. – WR

Senior Bowl Watch List

KYLIN HILL – JR. – RB

Maxwell Award Watch List

Doak Walker Award Watch List

Preseason Third Team All-SEC (Coaches, Athlon Sports, Phil Steele)

PFF SEC Team of the Week (Week 1)

KOBE JONES – JR. – DE

Wuerffel Trophy Watch List

All-State AFCA Good Works Team Nominee

JAQUARIUS LANDREWS – SR. S

Senior Bowl Watch List

LEO LEWIS – SR. – LB

Senior Bowl Watch List

TYRE PHILLIPS – SR. – OL

Senior Bowl Watch List

PFF SEC Team of the Week (Week 1)

CHAUNCEY RIVERS – SR. – DE

Ted Hendricks Award Watch List

Senior Bowl Watch List

Preseason Third Team All-SEC (Media, Coaches, Athlon Sports, Phil Steele)

GARRETT SHRADER – FR. – QB

SEC Freshman of the Week (vs. Kentucky)

MAURICE SMITHERMAN – SR. – CB

Preseason All-SEC Honorable Mention (PFF)

TOMMY STEVENS – SR. – QB

Senior Bowl Watch List

DEDDRICK THOMAS – SR. – WR

Senior Bowl Watch List

ERROLL THOMPSON – JR. – LB

Bednarik Award Watch List

Butkus Award Watch List

Nagurski Trophy Watch List

Preseason First Team All-SEC (Media, Coaches, PFF, Athlon Sports)

Preseason Third Team All-SEC (Phil Steele)

DARRYL WILLIAMS – SR. – C

Senior CLASS Award Candidate

Rimington Trophy Watch List

Outland Trophy Watch List

Senior Bowl Watch List

Preseason Second Team All-American (Lindy's Sports)

Preseason All-SEC Honorable Mention (PFF)

Preseason Second Team All-SEC (Media, Coaches, Phil Steele)

Preseason Third Team All-SEC (Athlon Sports)

SEC Co-Offensive Lineman of the Week (vs. Southern Miss)

STAFF PLAYERS OF THE WEEK

AT LOUISIANA (AUG. 31)

Offense: RB Kylin Hill

Defense: CB Cameron Dantzler

Special Teams: P Tucker Day

Scout Team for Defense: QB Jalen Mayden

Scout Team for Offense: LB Nick Jarrett

Scout Team for Special Teams: S Cody Swanson

Student-Athletes: WR Quinton Torbor/Cody Swanson

SOUTHERN MISS (SEPT. 9)

Offense: RB Kylin Hill

Defense: DE Marquiss Spencer

Special Teams: WR JaVonta Payton

Scout Team for Defense: RB Robert Rivers

Scout Team for Offense: LB Willie Gay Jr.

Scout Team for Special Teams: S Somon Anderson

Student-Athletes: WR Isaiah Zuber/S Fred Peters

KENTUCKY (SEPT. 21)

Offense: RB Kylin Hill/QB Garrett Shrader

Defense: LB Erroll Thompson

Special Teams: P Tucker Day

Scout Team for Defense: WR Vincent Taylor

Scout Team for Offense: LB Jack Harris/CB Jaylon Reed

Scout Team for Special Teams: S Shawn Preston Jr.

Student-Athletes: DE Fletcher Adams/OL Cordavien Suggs

TOP 25 RANKINGS/ GAME-BY-GAME INFO

ASSOCIATED PRESS POLL (WEEK 8)

| RK. | TEAM | REC. | POINTS |
|-----|-------------------|------|--------|
| 1. | Alabama (30) | 6-0 | 1503 |
| 2. | LSU (12) | 6-0 | 1449 |
| 3. | Clemson (11) | 6-0 | 1427 |
| 4. | Ohio State (9) | 6-0 | 1404 |
| 5. | Oklahoma | 6-0 | 1333 |
| 6. | Wisconsin | 6-0 | 1245 |
| 7. | Penn State | 6-0 | 1129 |
| 8. | Notre Dame | 5-1 | 1042 |
| 9. | Florida | 6-1 | 1041 |
| 10. | Georgia | 5-1 | 995 |
| 11. | Auburn | 5-1 | 985 |
| 12. | Oregon | 5-1 | 906 |
| 13. | Utah | 5-1 | 729 |
| 14. | Boise State | 6-0 | 716 |
| 15. | Texas | 4-2 | 672 |
| 16. | Michigan | 5-1 | 648 |
| 17. | Arizona State | 5-1 | 524 |
| 18. | Baylor | 6-0 | 470 |
| 19. | SMU | 6-0 | 398 |
| 20. | Minnesota | 6-0 | 330 |
| 21. | Cincinnati | 5-1 | 308 |
| 22. | Missouri | 5-1 | 233 |
| 23. | Iowa | 4-2 | 210 |
| 24. | Appalachian State | 5-0 | 148 |
| 25. | Washington | 5-2 | 107 |

Others receiving votes: Tulane 55, Iowa State 36, Temple 31, Wake Forest 25, California 20, Virginia 8, Memphis 6, USC 4, South Carolina 4, Texas A&M 3, UCF 3, San Diego State 2, Louisiana Tech 1

COACHES POLL (WEEK 8)

| RK. | TEAM | REC. | POINTS |
|-----|-------------------|------|--------|
| 1. | Alabama | 6-0 | 1601 |
| 2. | Clemson | 6-0 | 1536 |
| 3. | LSU | 6-0 | 1455 |
| 4. | Ohio State | 6-0 | 1454 |
| 5. | Oklahoma | 6-0 | 1414 |
| 6. | Wisconsin | 6-0 | 1297 |
| 7. | Penn State | 6-0 | 1182 |
| 8. | Notre Dame | 5-1 | 1107 |
| 9. | Florida | 6-1 | 1057 |
| 10. | Georgia | 5-1 | 1049 |
| 11. | Auburn | 5-1 | 998 |
| 12. | Oregon | 5-1 | 955 |
| 13. | Boise State | 6-0 | 795 |
| 14. | Utah | 5-1 | 768 |
| 15. | Texas | 4-2 | 695 |
| 16. | Michigan | 5-1 | 674 |
| 17. | Arizona State | 5-1 | 504 |
| 18. | Baylor | 6-0 | 501 |
| 19. | SMU | 6-0 | 421 |
| 20. | Minnesota | 6-0 | 419 |
| 21. | Cincinnati | 5-1 | 298 |
| 22. | Iowa | 4-2 | 230 |
| 23. | Washington | 5-2 | 149 |
| 24. | Appalachian State | 5-0 | 140 |
| 25. | Temple | 5-1 | 88 |

Others Receiving Votes: Cincinnati 74, Washington 72, Appalachian State 49, Michigan State 41, Tulane 36, California 17, Hawai'i 13, Arizona 13, UCF 11, Washington State 9, Navy 8, TCU 5, **Mississippi State 3**, San Diego State 2, Army 1, Temple 1.

CFP RANKINGS

| RK. | TEAM | REC. |
|-----|------|------|
| 1. | | |
| 2. | | |
| 3. | | |
| 4. | | |
| 5. | | |
| 6. | | |
| 7. | | |
| 8. | | |
| 9. | | |
| 10. | | |
| 11. | | |
| 12. | | |
| 13. | | |
| 14. | | |
| 15. | | |
| 16. | | |
| 17. | | |
| 18. | | |
| 19. | | |
| 20. | | |
| 21. | | |
| 22. | | |
| 23. | | |
| 24. | | |
| 25. | | |

First CFP Rankings will be unveiled on Tuesday, Nov. 5 at 8 p.m. CT

MISSISSIPPI STATE GAME-BY-GAME NOTABLES

| Opponent | Time (CT) | TV | Location | Length | Won Coin Toss | Defer/Receive | Helmet/Jerseys/Pants | Attendance |
|-------------------|------------|-------|------------------|--------|---------------|---------------|----------------------|------------|
| at Louisiana | 11:01 a.m. | ESPNU | New Orleans, La. | 3:37 | Louisiana | Defer | White/White/White | 22,440 |
| Southern Miss | 2:32 p.m. | ESPNU | Starkville | 3:08 | MSU | Defer | White/Maroon/White | 55,143 |
| Kansas State | 11:02 a.m. | ESPN | Starkville | 3:29 | Kansas State | Defer | Maroon/Maroon/Gray | 54,522 |
| Kentucky | 3:01 p.m. | SECN | Starkville | 3:19 | MSU | Defer | White/Maroon/White | 54,556 |
| at Auburn | 6:10 p.m. | ESPN | Auburn, Ala. | 3:30 | Auburn | Defer | Maroon/White/Maroon | 87,451 |
| at Tennessee | 12:03 p.m. | SECN | Knoxville, Tenn. | 2:56 | Tennessee | Defer | White/White/White | 85,462 |
| LSU | | | | | | | | |
| at Texas A&M | | | | | | | | |
| at Arkansas | | | | | | | | |
| Alabama | | | | | | | | |
| Abilene Christian | | | | | | | | |
| Ole Miss | | | | | | | | |

TRENDS / TOP GAMES / MSU IN NFL

MSU TRENDS / RECORD WHEN

| | 2019 | Moorhead | Streak |
|------------------|------|----------|--------|
| August | 1-0 | 1-0 | W1 |
| September | 2-2 | 5-4 | L1 |
| October | 0-1 | 2-2 | L1 |
| November | 0-0 | 3-1 | W2 |
| December-January | 0-0 | 0-1 | L1 |

MSU's Conference Record...

| | | | |
|-------------|-----|-----|----|
| at home | 1-0 | 4-1 | W4 |
| on the road | 0-2 | 1-5 | L2 |

MSU's Non-Conference Record...

| | | | |
|-------------|-----|-----|----|
| at home | 1-1 | 4-1 | L1 |
| on the road | 1-0 | 2-0 | W3 |
| neutral | 0-0 | 0-1 | L1 |

MSU vs. Ranked Opponents...

| | | | |
|-------------|-----|-----|----|
| overall | 0-1 | 2-3 | L2 |
| at home | 0-0 | 2-0 | W2 |
| on the road | 0-1 | 0-3 | L9 |
| neutral | 0-0 | 0-0 | L3 |
| vs. Top 10 | 0-1 | 1-3 | L4 |

MSU's Record in Games...

| | | | |
|--------------------------|-----|-----|----|
| decided by 7 pts or less | 0-1 | 0-3 | L3 |
| decided by 3 pts or less | 0-0 | 0-0 | L1 |
| Road during the day | 1-1 | 2-2 | L1 |
| Road at night | 0-1 | 1-3 | L1 |
| Home during the day | 2-1 | 3-1 | W1 |
| Home at night | 0-0 | 5-1 | W3 |

MSU's Record When Scoring...

| | | | |
|---------------------|-----|------|-----|
| less than 21 points | 0-1 | 0-5 | L7 |
| 21 or more points | 3-2 | 11-3 | L1 |
| 24 or more points | 3-1 | 10-1 | W1 |
| 30 or more points | 2-0 | 8-0 | W17 |

MSU's Record When Allowing...

| | | | |
|---------------------|-----|------|----|
| less than 21 points | 2-1 | 10-3 | L1 |
| 21 or more points | 1-0 | 6-3 | W2 |
| 24 or more points | 1-1 | 1-4 | L1 |
| 30 or more points | 0-1 | 0-1 | L1 |

MSU's Record When...

| | | | |
|----------------------------|-----|------|----|
| MSU scores first | 3-0 | 9-3 | W3 |
| Opponent scores first | 0-1 | 2-5 | L5 |
| Leading after the 1st qtr | 2-0 | 8-2 | W2 |
| Trailing after the 1st qtr | 0-3 | 0-5 | L6 |
| Leading at halftime | 3-0 | 10-1 | W7 |
| Trailing at halftime | 0-3 | 1-6 | L5 |
| Leading after the 3rd qtr | 3-1 | 11-1 | W1 |
| Trailing after the 3rd qtr | 0-3 | 0-6 | L6 |

MSU's Record With...

| | | | |
|--------------------------|-----|------|-----|
| less than 300 yards | 0-1 | 0-5 | L9 |
| 400+ yards total offense | 2-0 | 9-0 | W10 |
| 500+ yards total offense | 0-0 | 4-0 | W4 |
| 600+ yards total offense | 0-0 | 2-0 | W5 |
| less than 100 yards rush | 0-0 | 0-2 | L5 |
| 100+ yards rushing | 3-3 | 11-6 | L2 |
| 150+ yards rushing | 3-1 | 10-3 | W1 |
| 200+ yards rushing | 3-1 | 10-2 | W1 |
| 250+ yards rushing | 1-0 | 7-0 | W8 |
| less than 200 yards pass | 2-2 | 6-7 | L1 |
| 300+ yards passing | 0-0 | 1-0 | W1 |
| 350+ yards passing | 0-0 | 1-0 | W6 |
| 400+ yards passing | 0-0 | 0-0 | W2 |
| 450+ yards passing | 0-0 | 0-0 | W1 |

TOP GAMES

200-YARD PASSING GAMES

Garrett Shrader, Fr., QB (1)

209, at Auburn, 2019

Tommy Stevens, Sr., QB (1)

236, at Louisiana, 2019

Keytaon Thompson, Jr., QB (1)

364, Stephen F. Austin, 2018

100-YARD RUSHING GAMES

Kylin Hill, Jr., RB (7)

211, at Kansas State, 2018

197, at Louisiana, 2019

126, Auburn, 2018

123, Southern Miss, 2019

120, Kentucky, 2019

111, Kansas State, 2019

108, at Ole Miss, 2018

Keytaon Thompson, Jr., QB (3)

147, Louisville, 2017

121, Ole Miss, 2017

109, Stephen F. Austin, 2018

Garrett Shrader, Fr., QB (1)

125, Kentucky, 2019

100-YARD RECEIVING GAMES

Stephen Guidry, Sr., WR (1)

130, Texas A&M, 2018

Osirus Mitchell, Jr., WR (1)

114, Stephen F. Austin, 2018

BULLDOGS IN THE NFL

| Name | at MSU | Team | Year | Pos. |
|-----------------------|---------|--------------|------|-------|
| Johnathan Abram - IR | 2017-18 | Oakland | R | S |
| Denico Autry | 2012-13 | Indianapolis | 6 | DT/DE |
| Hunter Bradley | 2012-17 | Green Bay | 2 | LS |
| Fred Brown | 2014-15 | Denver | 1 | WR |
| Richie Brown - IR | 2012-16 | Atlanta | 1 | LB |
| Deion Calhoun | 2014-18 | Miami | R | OG |
| Taveze Calhoun - IR | 2011-15 | Atlanta | 1 | CB |
| Logan Cooke | 2014-17 | Jacksonville | 2 | P |
| Fletcher Cox*^ | 2009-11 | Philadelphia | 8 | DT |
| J.T. Gray | 2014-17 | New Orleans | 2 | DB |
| Gerri Green - # | 2014-18 | Indianapolis | R | DE |
| Braxton Hoyett - # | 2014-18 | Kansas City | R | DT |
| Gabe Jackson* | 2009-13 | Oakland | 6 | OG |
| Elgton Jenkins | 2014-18 | Green Bay | R | OG |
| Justin Johnson - IR | 2015-18 | Seattle | R | TE |
| Malcolm Johnson - IR | 2010-14 | Green Bay | 3 | FB |
| Chris Jones* | 2013-15 | Kansas City | 4 | DT |
| Kyle Love | 2006-09 | Carolina | 8 | DT |
| Benardrick McKinney*^ | 2011-14 | Houston | 5 | LB |
| Mark McLaurin - IR | 2015-18 | New York | R | LB |
| Pernell McPhee | 2009-10 | Baltimore | 9 | LB |
| Dak Prescott*^ | 2011-15 | Dallas | 4 | QB |
| Martinas Rankin | 2015-17 | Kansas City | 2 | OT |
| Will Redmond | 2012-15 | Green Bay | 4 | S |
| Jeffery Simmons - IR | 2016-18 | Tennessee | R | DL |
| Darius Slay*^ | 2011-12 | Detroit | 7 | CB |
| Preston Smith* | 2011-14 | Green Bay | 5 | LB |
| Montez Sweat | 2017-18 | Washington | R | R |
| Jordan Thomas - IR | 2016-17 | Houston | 2 | TE |
| K.J. Wright* | 2007-10 | Seattle | 9 | LB |

* - 2018 Regular Starter

^ - 2018 Pro Bowl Selection

IR - Injured Reserved

- Practice Squad

FROM STATE
TO SUNDAYS

INSIDE THE SERIES VS. LSU

SERIES SUPERLATIVES VS. LSU

Most points scored by Mississippi State: 55 (1980)
Most points scored by LSU: 61 (1969)
Largest margin of victory by Mississippi State: 37-7 (2017)
Largest margin of victory by LSU: 55-0 (1967)
Longest winning streak by Mississippi State: 5 (1980-84)
Longest winning streak by LSU: 14 (2000-13)
Last win by Mississippi State: 37-7 (2017)
Last win by LSU: 19-3 (2018)
Current winning streak: 1, LSU (2018)

TOP PERFORMANCES VS. LSU

INDIVIDUAL 100-YARD RUSHING GAMES (17)

| Yds. | Player | Date | Att. |
|------|------------------|------------|------|
| 162 | James Jones | 11-18-1978 | 30 |
| 158 | John Bond | 11-12-1983 | 21 |
| 156 | Bruce Threadgill | 11-13-1976 | 20 |
| 156 | Kenny Roberts | 11-16-1991 | 22 |
| 146 | Aeris Williams | 9-16-2017 | 23 |
| 141 | Walter Packer | 11-15-1975 | 16 |
| 139 | Tom McWilliams | 10-21-1944 | 32 |
| 131 | Nick Fitzgerald | 10-20-2018 | 23 |
| 124 | Hank Phillips | 11-14-1987 | 29 |
| 121 | Wayne Jones | 11-17-1973 | 19 |
| 118 | Dicenzo Miller | 10-21-2000 | 17 |
| 115 | Orlando Lundie | 11-17-1984 | 22 |
| 112 | Michael Haddix | 11-13-1982 | 15 |
| 111 | Tay Galloway | 11-17-1990 | 22 |
| 106 | Anthony Dixon | 9-26-2009 | 27 |
| 105 | Dak Prescott | 9-20-2014 | 22 |
| 103 | Dak Prescott | 10-5-2013 | 12 |

INDIVIDUAL 100-YARD RECEIVING GAMES (8)

| Yds. | Player | Date | Att. |
|------|--------------|------------|------|
| 157 | Eric Moulds | 9-9-1995 | 8 |
| 140 | Chad Bumphis | 11-10-2012 | 9 |
| 116 | Jameon Lewis | 9-20-2014 | 5 |
| 112 | Jerry Price | 11-14-1981 | 3 |
| 111 | Jameon Lewis | 10-5-2013 | 7 |
| 109 | Harland Reed | 11-12-1966 | 6 |
| 103 | Tony Burks | 9-30-2006 | 4 |
| 102 | David Smith | 11-15-1969 | 5 |

INDIVIDUAL 250-YARD PASSING GAMES (4)

| Yds. | Player | Date | Cmp.-Att.-Int. |
|------|---------------|------------|----------------|
| 335 | Dak Prescott | 9-12-2015 | 34-52-0 |
| 295 | Tyler Russell | 11-12-2012 | 26-38-1 |
| 268 | Dak Prescott | 9-20-2014 | 15-24-0 |
| 261 | Derrick Taite | 9-9-1995 | 18-35-0 |

SERIES NOTABLES

MSU and LSU are meeting for the 113th time ... The Bulldogs have played LSU and Ole Miss more than any SEC opponent dating back to 1896 (112 times) ... The Tigers lead the all-time series 74-35-3 ... LSU has won three of the last five matchups ... In 2017, the Bulldogs scored their largest victory ever in the series with a 37-7 win in Starkville ... State's win in 2017 was its first over LSU at Davis Wade Stadium since a 17-16 triumph in 1999 ... Three out of the last five meetings have come down to the final two minutes ... In 2014, LSU's last second Hail Mary attempt was batted away as the Bulldogs prevailed ... In 2015, MSU's Devon Bell missed a potential 52-yard field goal to the right and time expired as LSU held on ... In 2016 in the last meeting in Baton Rouge, MSU rallied from a 23-6 deficit in the fourth quarter and had the ball trailing 23-20 before turning it over on downs with 1:35 remaining in the game ... LSU leads the series 15-7-1 in Starkville ... 300 miles separate the two campuses.

2019 TEAM COMPARISONS

| Statistic | MISSISSIPPI STATE | | | LSU | | |
|---------------------------------|-------------------|-----|-----|--------|-----|-----|
| | Value | FBS | SEC | Value | FBS | SEC |
| 3rd Down Conversion Pct | 0.379 | 81 | 11 | 0.551 | 2 | 1 |
| 3rd Down Conversion Pct Defense | 0.348 | 46 | 8 | 0.344 | 38 | 6 |
| 4th Down Conversion Pct | 0.400 | 96 | 9 | 0.667 | 28 | 3 |
| 4th Down Conversion Pct Defense | 0.375 | 37 | 7 | 0.333 | 20 | 5 |
| Blocked Kicks | - | - | - | 1 | 35 | 5 |
| Blocked Kicks Allowed | 0 | 1 | 1 | 0 | 1 | 1 |
| Blocked Punts | - | - | - | 1 | 10 | 2 |
| Blocked Punts Allowed | 0 | 1 | 1 | 0 | 1 | 1 |
| Completion Percentage | 0.599 | 81 | 8 | 0.778 | 1 | 1 |
| Defensive TDs | 1 | 27 | 5 | - | - | - |
| Fewest Penalties | 32 | 28 | 2 | 32 | 28 | 2 |
| Fewest Penalties Per Game | 5.33 | 23 | 2 | 5.33 | 23 | 2 |
| Fewest Penalty Yards | 263 | 24 | 1 | 313 | 49 | 3 |
| Fewest Penalty Yards Per Game | 43.83 | 21 | 1 | 52.17 | 48 | 3 |
| First Downs Defense | 121 | 64 | 9 | 108 | 30 | 3 |
| First Downs Offense | 134 | 50 | 9 | 161 | 4 | 1 |
| Fumbles Lost | 6 | 102 | 10 | 2 | 11 | 1 |
| Fumbles Recovered | 10 | 1 | 1 | 2 | 106 | 13 |
| Kickoff Return Defense | 22.93 | 98 | 10 | 16.67 | 16 | 4 |
| Kickoff Returns | 16.67 | 118 | 12 | 28.86 | 7 | 1 |
| Net Punting | 37.32 | 79 | 9 | 42.47 | 15 | 3 |
| Passes Had Intercepted | 6 | 89 | 11 | 4 | 39 | 3 |
| Passes Intercepted | 6 | 34 | 6 | 6 | 34 | 6 |
| Passing Offense | 184.2 | 109 | 14 | 395.5 | 2 | 1 |
| Passing Yards Allowed | 230.7 | 75 | 10 | 224.2 | 68 | 8 |
| Passing Yards per Completion | 12.56 | 55 | 7 | 14.38 | 15 | 2 |
| Punt Return Defense | 11.80 | 107 | 11 | 6.50 | 62 | 6 |
| Punt Returns | 9.80 | 43 | 11 | 14.71 | 16 | 4 |
| Red Zone Defense | 0.708 | 18 | 6 | 0.667 | 9 | 3 |
| Red Zone Offense | 0.818 | 74 | 7 | 1.000 | 1 | 1 |
| Rushing Defense | 163.3 | 75 | 11 | 91.8 | 13 | 2 |
| Rushing Offense | 192.0 | 42 | 7 | 165.5 | 68 | 9 |
| Sacks Allowed | 3.00 | 108 | 14 | 1.50 | 36 | 4 |
| Scoring Defense | 27.2 | 67 | 11 | 21.2 | 40 | 6 |
| Scoring Offense | 26.8 | 82 | 11 | 52.5 | 1 | 1 |
| Tackles for Loss Allowed | 5.50 | 51 | 8 | 4.83 | 31 | 3 |
| Team Passing Efficiency | 132.80 | 78 | 7 | 207.00 | 2 | 1 |
| Team Passing Efficiency Defense | 135.58 | 78 | 11 | 119.29 | 37 | 7 |
| Team Sacks | 1.67 | 92 | 12 | 2.50 | 43 | 5 |
| Team Tackles for Loss | 4.8 | 106 | 14 | 6.7 | 46 | 5 |
| Time of Possession | 31:41 | 33 | 4 | 29:01 | 87 | 9 |
| Total Defense | 394.0 | 68 | 10 | 316.0 | 25 | 4 |
| Total Offense | 376.2 | 94 | 12 | 561.0 | 2 | 1 |
| Turnover Margin | 0.67 | 18 | 2 | 0.33 | 43 | 6 |
| Turnovers Gained | 16 | 3 | 2 | 8 | 67 | 11 |
| Turnovers Lost | 12 | 107 | 12 | 6 | 20 | 2 |

INSIDE THE SERIES VS. LSU

MISSISSIPPI STATE VS. LSU: ALL-TIME RESULTS (LSU LEADS, 74-35-3)

| | | | | | |
|------------------------|---------------------|-------------------------|---------------------|-----------------------------|---------------------|
| 11/20/1896: LSU, 52-0 | at Baton Rouge, La. | 11/12/1949: LSU, 34-7 | at Baton Rouge, La. | 11/16/1991: MSU, 28-19 | at Baton Rouge, La. |
| 11/27/1902: LSU, 6-0 | at Starkville | 11/18/1950: MSU, 13-7 | at Baton Rouge, La. | 9/12/1992: LSU, 24-3 | at Baton Rouge, La. |
| 11/7/1903: MSU, 11-0 | at Starkville | 11/17/1951: LSU, 3-0 | at Baton Rouge, La. | 9/11/1993: LSU, 18-16 | at Starkville |
| 12/2/1905: LSU, 15-0 | at Baton Rouge, La. | 11/15/1952: MSU, 33-14 | at Baton Rouge, La. | 9/10/1994: LSU, 44-24 | at Baton Rouge, La. |
| 10/26/1906: Tied, 0-0 | at Columbus, Miss. | 11/14/1953: MSU, 26-13 | at Baton Rouge, La. | 9/9/1995: LSU, 34-16 | at Starkville |
| 11/9/1907: LSU, 23-11 | at Baton Rouge, La. | 11/13/1954: MSU, 25-0 | at Baton Rouge, La. | 10/26/1996: LSU, 28-20 | at Baton Rouge, La. |
| 11/7/1908: LSU, 50-0 | at Baton Rouge, La. | 11/12/1955: LSU, 34-7 | at Baton Rouge, La. | 9/13/1997: LSU, 24-9 | at Starkville |
| 10/16/1909: LSU, 15-0 | at Baton Rouge, La. | 11/17/1956: MSU, 32-13 | at Baton Rouge, La. | 10/24/1998: LSU, 41-6 | at Baton Rouge, La. |
| 10/21/1910: MSU, 3-0 | at Columbus, Miss. | 11/16/1957: MSU, 14-6 | at Baton Rouge, La. | 10/23/1999: MSU, 17-16 | at Starkville |
| 11/11/1911: MSU, 6-0 | at Gulfport, Miss. | 11/15/1958: LSU, 7-6 | at Jackson, Miss. | 10/21/2000: LSU, 45-38 (OT) | at Baton Rouge, La. |
| 11/2/1912: MSU, 7-0 | at Baton Rouge, La. | 11/14/1959: LSU, 27-0 | at Baton Rouge, La. | 10/20/2001: LSU, 42-0 | at Starkville |
| 11/15/1913: Tied, 0-0 | at Starkville | 11/12/1960: LSU, 7-3 | at Baton Rouge, La. | 9/28/2002: LSU, 31-13 | at Baton Rouge, La. |
| 10/30/1915: LSU, 10-0 | at Baton Rouge, La. | 11/18/1961: LSU, 14-6 | at Baton Rouge, La. | 9/27/2003: LSU, 41-6 | at Starkville |
| 11/11/1916: LSU, 13-3 | at Starkville | 11/17/1962: LSU, 28-0 | at Jackson, Miss. | 9/25/2004: LSU, 51-0 | at Baton Rouge, La. |
| 11/17/1917: MSU, 9-0 | at Baton Rouge, La. | 11/16/1963: MSU, 7-6 | at Jackson, Miss. | 10/1/2005: LSU, 37-7 | at Starkville |
| 11/1/1919: MSU, 6-0 | at Starkville | 11/14/1964: LSU, 14-10 | at Baton Rouge, La. | 9/30/2006: LSU, 47-17 | at Baton Rouge, La. |
| 10/23/1920: MSU, 12-7 | at Baton Rouge, La. | 11/13/1965: LSU, 37-20 | at Baton Rouge, La. | 8/30/2007: LSU, 45-0 | at Starkville |
| 12/3/1921: LSU, 17-14 | at Starkville | 11/12/1966: LSU, 17-7 | at Baton Rouge, La. | 9/27/2008: LSU, 34-24 | at Baton Rouge, La. |
| 11/18/1922: MSU, 7-0 | at Baton Rouge, La. | 11/18/1967: LSU, 55-0 | at Baton Rouge, La. | 9/26/2009: LSU, 30-26 | at Starkville |
| 12/1/1923: MSU, 14-7 | at Starkville | 11/16/1968: LSU, 20-16 | at Baton Rouge, La. | 9/18/2010: LSU, 29-7 | at Baton Rouge, La. |
| 10/23/1926: MSU, 7-6 | at Jackson, Miss. | 11/15/1969: LSU, 61-6 | at Baton Rouge, La. | 9/15/2011: LSU, 19-6 | at Starkville |
| 10/22/1927: LSU, 9-7 | at Jackson, Miss. | 11/14/1970: LSU, 38-7 | at Baton Rouge, La. | 11/10/2012: LSU, 37-17 | at Baton Rouge, La. |
| 10/21/1928: LSU, 31-0 | at Jackson, Miss. | 11/13/1971: LSU, 28-3 | at Jackson, Miss. | 10/5/2013: LSU, 59-26 | at Starkville |
| 10/19/1929: LSU, 31-6 | at Jackson, Miss. | 11/18/1972: LSU, 28-14 | at Baton Rouge, La. | 9/20/2014: MSU, 34-29 | at Baton Rouge, La. |
| 10/18/1930: MSU, 8-6 | at Jackson, Miss. | 11/17/1973: LSU, 26-7 | at Baton Rouge, La. | 9/12/2015: LSU, 21-19 | at Starkville |
| 10/17/1931: LSU, 31-0 | at Baton Rouge, La. | 11/16/1974: MSU, 7-6 | at Jackson, Miss. | 9/17/2016: LSU, 23-20 | at Baton Rouge, La. |
| 10/15/1932: LSU, 24-0 | at Monroe, La. | 11/15/1975: *MSU, 16-6 | at Baton Rouge, La. | 9/16/2017: MSU, 37-7 | at Starkville |
| 11/25/1933: LSU, 21-6 | at Monroe, La. | 11/13/1976: *MSU, 21-13 | at Jackson, Miss. | 10/20/2018: LSU, 19-3 | at Baton Rouge, La. |
| 11/3/1934: LSU, 25-3 | at Baton Rouge, La. | 11/12/1977: LSU, 27-24 | at Baton Rouge, La. | | |
| 11/9/1935: LSU, 28-13 | at Baton Rouge, La. | 11/18/1978: MSU, 16-14 | at Jackson, Miss. | | |
| 11/7/1936: LSU, 12-0 | at Baton Rouge, La. | 11/17/1979: LSU, 21-3 | at Baton Rouge, La. | | |
| 11/6/1937: LSU, 41-0 | at Baton Rouge, La. | 11/15/1980: MSU, 55-31 | at Jackson, Miss. | | |
| 11/5/1938: LSU, 32-7 | at Baton Rouge, La. | 11/14/1981: MSU, 17-9 | at Baton Rouge, La. | | |
| 11/11/1939: MSU, 15-12 | at Baton Rouge, La. | 11/13/1982: MSU, 27-24 | at Starkville | | |
| 11/9/1940: MSU, 22-7 | at Baton Rouge, La. | 11/12/1983: MSU, 45-26 | at Baton Rouge, La. | | |
| 10/11/1941: Tied, 0-0 | at Baton Rouge, La. | 11/17/1984: MSU, 16-14 | at Starkville | | |
| 10/10/1942: LSU, 16-6 | at Baton Rouge, La. | 11/16/1985: LSU, 17-15 | at Baton Rouge, La. | | |
| 10/21/1944: MSU, 13-6 | at Baton Rouge, La. | 11/15/1986: LSU, 47-0 | at Jackson, Miss. | | |
| 11/10/1945: MSU, 27-20 | at Baton Rouge, La. | 11/14/1987: LSU, 34-14 | at Baton Rouge, La. | | |
| 10/5/1946: LSU, 13-6 | at Baton Rouge, La. | 11/12/1988: LSU, 20-3 | at Starkville | | |
| 11/15/1947: LSU, 21-6 | at Baton Rouge, La. | 11/18/1989: LSU, 44-20 | at Baton Rouge, La. | | |
| 11/13/1948: MSU, 7-0 | at Baton Rouge, La. | 11/17/1990: MSU, 34-22 | at Jackson, Miss. | | |

at Starkville: LSU, 15-7-1

at Baton Rouge: LSU, 49-19-1

at Neutral Sites: LSU, 10-9-1

INSIDE THE SERIES VS. LSU

LAST GAME VS. LSU

#22/RV MSU
#5/5 LSU

3
19

Oct. 20, 2018
Tiger Stadium
Baton Rouge, La.
101,340

Mississippi State

| RUSHING | Att. | Gain | Lost | Net | TD | Long | Avg. |
|-----------------|------|------|------|-----|----|------|------|
| Nick Fitzgerald | 23 | 140 | 9 | 131 | 0 | 40 | 5.7 |
| Kylin Hill | 8 | 42 | 0 | 42 | 0 | 18 | 5.2 |
| Aeris Williams | 6 | 28 | 0 | 28 | 0 | 9 | 4.7 |

| PASSING | Com | Att | Int | Yds | TD | Long | Sacks |
|-----------------|-----|-----|-----|-----|----|------|-------|
| Nick Fitzgerald | 8 | 24 | 4 | 59 | 0 | 15 | 1 |

| RECEIVING | No. | Yds. | TD | Long |
|-----------------|-----|------|----|------|
| Kylin Hill | 2 | 10 | 0 | 8 |
| Dedrick Thomas | 1 | 15 | 0 | 15 |
| Nick Gibson | 1 | 12 | 0 | 12 |
| Osirus Mitchell | 1 | 9 | 0 | 9 |
| Farrod Green | 1 | 5 | 0 | 5 |
| Stephen Guidry | 1 | 4 | 0 | 4 |
| Justin Johnson | 1 | 4 | 0 | 4 |

| PUNTING | No. | Yds. | Avg. | Long | I20 | TB |
|------------------|-----|------|------|------|-----|----|
| Tucker Day | 5 | 173 | 34.6 | 42 | 0 | 0 |
| Kody Schexnayder | 2 | 70 | 35.0 | 42 | 0 | 0 |

| FIELD GOALS | Att. | Made | Long | KICKS |
|-----------------|------|------|------|---------|
| Jace Christmann | 1 | 1 | 19 | 19 made |

| ALL RETURNS | Punts | | | Kickoffs | | | Intercepted | | |
|------------------|-------|------|-----|----------|------|-----|-------------|------|-----|
| | No. | Yds. | Lg. | No. | Yds. | Lg. | No. | Yds. | Lg. |
| Dedrick Thomas | 1 | 4 | 4 | 0 | 0 | 0 | 0 | 0 | 0 |
| Cameron Dantzler | 0 | 0 | 0 | 0 | 0 | 0 | 1 | 1 | 1 |

LSU

| RUSHING | Att. | Gain | Lost | Net | TD | Long | Avg. |
|-----------------------|------|------|------|-----|----|------|------|
| Nick Brossette | 17 | 60 | 3 | 57 | 1 | 12 | 3.4 |
| Clyde Edwards-Helaire | 16 | 49 | 3 | 46 | 0 | 11 | 2.9 |
| Joe Burrow | 9 | 21 | 13 | 8 | 0 | 8 | 0.9 |
| Derrick Dillon | 1 | 0 | 0 | 0 | 0 | 0 | 0.0 |

| PASSING | Com | Att | Int | Yds | TD | Long | Sacks |
|------------|-----|-----|-----|-----|----|------|-------|
| Joe Burrow | 16 | 28 | 1 | 129 | 0 | 20 | 2 |

| RECEIVING | No. | Yds. | TD | Long |
|-----------------------|-----|------|----|------|
| Dee Anderson | 3 | 29 | 0 | 11 |
| Justin Jefferson | 3 | 18 | 0 | 9 |
| Clyde Edwards-Helaire | 2 | 22 | 0 | 20 |
| Ja'Marr Chase | 2 | 20 | 0 | 11 |
| Derrick Dillon | 2 | 18 | 0 | 19 |
| Nick Brossette | 2 | 7 | 0 | 6 |
| Stephen Sullivan | 1 | 11 | 0 | 11 |
| Foster Moreau | 1 | 4 | 0 | 4 |

| PUNTING | No. | Yds. | Avg. | Long | I20 | TB |
|--------------------|-----|------|------|------|-----|----|
| Zach Von Rosenberg | 7 | 306 | 43.7 | 51 | 3 | 0 |

| FIELD GOALS | Att. | Made | Long | KICKS |
|-------------|------|------|------|------------------------------------|
| Cole Tracy | 4 | 4 | 40 | 25 made; 38 made; 29 made; 40 made |

| ALL RETURNS | Punts | | | Kickoffs | | | Intercepted | | |
|------------------|-------|------|-----|----------|------|-----|-------------|------|-----|
| | No. | Yds. | Lg. | No. | Yds. | Lg. | No. | Yds. | Lg. |
| Grant Delpit | 0 | 0 | 0 | 0 | 0 | 0 | 2 | 1 | 1 |
| John Battle | 0 | 0 | 0 | 0 | 0 | 0 | 1 | 0 | 0 |
| Michael Divinity | 0 | 0 | 0 | 0 | 0 | 0 | 1 | 31 | 31 |

MSU Falls in Defensive Struggle at No. 5 LSU, 19-3

Nick Fitzgerald was intercepted four times and No. 22 Mississippi State was held out of the endzone in a 19-3 loss in front of 101,340 fans on Saturday night in Tiger Stadium. Fitzgerald did manage to rush for 131 yards on 23 carries. The Bulldogs outgained the Tigers 260-239, and the State defense held LSU to 3.3 yards per play. Turnovers proved to be the difference. On the Bulldogs' first series, Fitzgerald was intercepted by Michael Divinity, who returned it 31 yards to the MSU 3. That set up the Tigers' only touchdown of the night. State was pinned deep in its own territory for most of the game. With the score 10-3, LSU's Cole Tracy drilled the second of his four field goals on the first possession of the second half. On the ensuing possession, State turned it over on downs as Fitzgerald was sacked on fourth down. MSU's defense stood out with three Bulldogs collecting 10 tackles - **Johnathan Abram**, **Mark McLaurin** and **Jeffery Simmons**. Abram and **Montez Sweat** tallied a sack, while **Cameron Dantzler**, making a return to his home state, intercepted a pass.

| Mississippi State | 3 | 0 | 0 | 0 | - 3 |
|-------------------|---|---|---|---|------|
| LSU | 7 | 3 | 6 | 3 | - 19 |

| | | | |
|-----|-------|-----|---|
| 1st | 12:37 | LSU | Nick Brossette 1 yd run (Cole Tracy kick) |
| | 08:43 | MSU | Jace Christmann 19 yd field goal |
| 2nd | 00:00 | LSU | Cole Tracy 25 yd field goal |
| 3rd | 10:44 | LSU | Cole Tracy 38 yd field goal |
| | 02:54 | LSU | Cole Tracy 29 yd field goal |
| 4th | 10:42 | LSU | Cole Tracy 40 yd field goal |

Team Stats

| | MSU | LSU |
|--------------------------------|---------|---------|
| FIRST DOWNS | 15 | 17 |
| Rushing | 9 | 9 |
| Passing | 3 | 6 |
| Penalty | 3 | 2 |
| NET YARDS RUSHING | 201 | 110 |
| Rushing Attempts | 37 | 44 |
| Average Per Rush | 5.4 | 2.5 |
| NET YARDS PASSING | 59 | 129 |
| Completions-Attempts-Int | 8-24-4 | 16-28-1 |
| Average Per Attempt | 2.5 | 4.6 |
| Average Per Completion | 7.4 | 8.1 |
| TOTAL OFFENSE YARDS | 260 | 239 |
| Total offense plays | 61 | 72 |
| Average Gain Per Play | 4.3 | 3.3 |
| Fumbles: Number-Lost | 0-0 | 0-0 |
| Penalties: Number-Yards | 5-45 | 5-53 |
| PUNTS-YARDS | 7-243 | 7-306 |
| KICKOFFS-YARDS | 2-105 | 5-325 |
| Punt returns: Number-Yards-TD | 1-4-0 | 0-0-0 |
| Kickoff returns: Number-Yds-TD | 0-0-0 | 0-0-0 |
| Interceptions: Number-Yds-TD | 1-1-0 | 4-32-0 |
| Fumble Returns: Number-Yds-TD | 0-0-0 | 0-0-0 |
| Possession Time | 28:14 | 31:46 |
| Third-Down Conversions | 2 of 14 | 7 of 18 |
| Fourth-Down Conversions | 0 of 1 | 0 of 0 |
| Red-Zone Scores-Chances | 1-2 | 4-5 |
| Sacks By: Number-Yards | 2-13 | 1-8 |
| PAT Kicks | 0-0 | 1-1 |
| Field Goals | 1-1 | 4-4 |
| Points off turnovers | 0 | 7 |

QUICK HITS: OFFENSE/DEFENSE/SPECIAL TEAMS

OFFENSE QUICK HITS

- Generated 400+ yards of total offense for the ninth time under **Joe Moorhead** in the SEC opener vs. Kentucky and improved to 9-0 in such games. MSU has totaled 400+ yards of offense twice in five games this season.
- MSU (4), Georgia (4) and Ole Miss (5) are the only teams in the SEC that have rushed for 200+ yards in four or more games this season.
- Averaging 207.8 rushing yards per game over the last two seasons (2nd in SEC).
- Scored first three times this season (at Louisiana, vs. Southern Miss and vs. Kentucky) and 9-3 under **Joe Moorhead** (3-0 this year) when doing so.
- Scored 30+ points eight times under **Joe Moorhead**, (twice this season) and 8-0 when hitting that mark.
- RB **Kylin Hill** and South Carolina's Kevin Harris are the only players in the SEC this year who have rushed for 120+ yards and three touchdowns in a single game. Hill did it in the fourth game of the season vs. Kentucky.
- Averaging 4.5 points/red zone drive this season (5th in SEC).
- Scored a touchdown in the red zone 68.2 percent of trips this season (3rd in SEC).
- 34.7 percent of offensive drives have lasted 3+ minutes this season (3rd in SEC).
- 16.67 percent of offensive drives have been 10+ plays (4th in SEC)
- Rushed for a touchdown in five different games this season and multiple rushing scores in four games.
- Logged 134 first downs through the first six games, eight more than this point last season.
- Of the 134 first downs, 64 have been rushing (5th in SEC), 59 passing and 11 by penalty. The 54 rushing first downs are the fifth most in the SEC.
- MSU's 21 first-half points in the SEC opener vs. Kentucky were its most against an SEC opponent since scoring 21 points against Ole Miss in 2018 and 27 points against Ole Miss in 2016.
- 14 different players have caught at least one pass this season, while 10 have multiple receptions.
- WR **Osirus Mitchell** has caught four of State's seven receiving touchdowns this season.

- Four different players have caught a TD in 2019.
- WR **Dedrick Thomas** has been money on third down with each of his four third down catches converting a first down.
- Seven different Bulldogs have at least one 20+ yard reception. WR **Osirus Mitchell** leads with way with five, WR **Dedrick Thomas** is next with three, WR **Austin Williams** has two, and TE **Farrod Green**, WR **JaVonta Payton**, WR **Malik Dear** and WR **Isaiah Zuber** each have one.
- All three of WR **Dedrick Thomas'** 20+ yard receptions have come from QB **Garrett Shrader**, including two in the SEC opener vs. Kentucky.
- Recorded 23 plays of 20+ yards from scrimmage this season, and 13 have come in the last three games.
- Scored a touchdown on all 8 of 9 drives with at least one 20+ yard rush this season.
- Totaled 25 scoring drives (20 TD) this season.
- Put together 22 drives this year with at least three first downs and have scored a touchdown on 13 of them.
- Totaled 103 plays of 10+ yards this season from scrimmage, including 52 rushes of 10+ yards (Leads SEC).
- Quarterbacks have completed nearly 60 percent of their passes through six games (59.9).
- Recorded five TDs of 20+ yards from scrimmage this season. WR **Osirus Mitchell** is responsible for four of those (receiving) and RB **Lee Witherspoon** owns the other (rushing).
- Fourth in the SEC in average time of possession in 2019 (31:41.17).

DEFENSE QUICK HITS

- S **C.J. Morgan** is MSU's leading tackler (45) and LB **Erroll Thompson** is next (44).
- Five Bulldogs have recorded 30+ tackles through the first six games: S **C.J. Morgan** (45), LB **Erroll Thompson** (44), LB **Leo Lewis** (37), S **Jaquarius Landreus** (37) and S **Brian Cole II** (30).
- Allowed 30+ points just twice over its last 19 contests (both this season) dating back to 2018 (31 by Kansas State, 56 by Auburn).
- State allowed a 100-yard rusher in the Kentucky game this season for the first time in 12 games dating back to the 2018 season.

- Has not allowed a rush of more than 31 yards this season. State has allowed just eight 20+ yard runs.
- MSU, Alabama and Georgia are the only SEC schools that haven't allowed a 40+ yard rush in 2019.
- Surrendered just three total plays of 40+ yards from scrimmage (T-2nd in SEC).
- Allowed just 23 trips inside the red zone this season (fewest in SEC).
- Racked up 72.0 tackles for loss in its last 10 games dating back to last season.
- Recorded at least one sack in 28 straight games dating back to last season.
- Forced an interception in five of six games this season and multiple picks in two games.
- LB **Willie Gay Jr.** returned an interception 52 yards for a touchdown on the game-opening drive vs. Kentucky in the SEC opener. It was MSU's first defensive TD since 2017 against UMass (J.T. Gray, returned an interception 58 yards for a score).
- 16 different Bulldogs have recorded at least 0.5 tackle for loss so far this season.
- S **Brian Cole II** leads MSU in tackles for loss (6.5) and sacks (2.0) after six games this year.
- True freshman DT **Nathan Pickering** logged the first sack of his career at Auburn in the fifth game of the season.
- CB **Cameron Dantzler** and S **Jaquarius Landreus** lead MSU in pass breakups with four each, and Dantzler leads the Bulldogs in total passes defended with six (4 PBU + 2 INT).
- Has blitzed on 55.8 percent of opponent pass plays which is the highest rate in the conference and 6th highest in the nation, according to PFF.
- DE **Chauncey Rivers** leads MSU in total pressures (11) this season and DE **Marquiss Spencer** is second (10).

SPECIAL TEAMS QUICK HITS

- P **Tucker Day** has a 43.9 punting average (6th in SEC). His longest punt of the season is 59 yards, while five total punts have gone 50+ yards.
- K **Jace Christmann** converted a career-long 51-yard field goal attempt in the second quarter at Tennessee on Oct. 12. It was the first 50+ yard field goal made by an MSU player since 2002 (53 yards by Brent Smith vs. Tennessee).

NOTEBOOK

“SEC NATION” TO ORIGINATE FROM THE JUNCTION

“SEC Nation,” the SEC Network’s traveling gameday show, will originate from the Junction from 9-11 a.m. Saturday. The show features former SEC players Tim Tebow and Marcus Spears, host Marty Smith and media personality Paul Finebaum. This will be the show’s sixth trip to Starkville. Others include: 2014 (Texas A&M – Oct. 4), 2015 (Alabama – Nov. 14), 2016 (South Carolina – Sept. 10), 2017 (LSU – Sept. 16) and 2018 (Florida – Sept. 29). MSU owns a 3-2 record in home games the show appears at. The show was in attendance the last time MSU-LSU met in Davis Wade Stadium. The show also originated at MSU’s road game at Auburn earlier this season.

“WHITE OUT” DAVIS WADE

Fans are encouraged to wear white to Davis Wade Stadium this Saturday as part of MSU’s “White Out” Game. Limited tickets remain for the contest.

MSU-LSU TIES

LSU pass game coordinator Joe Brady was a wide receiver at William & Mary the same time MSU defensive coordinator/safeties coach **Bob Shoop** was the defensive coordinator/defensive backs coach at William & Mary (2009-10). Brady was a graduate assistant at Penn State in 2015 when Shoop was the Nittany Lions’ defensive coordinator. Brady was also a graduate assistant under head coach **Joe Moorhead** during the 2016 season at Penn State.

OCTOBER TRAVELS

Saturday’s contest against LSU is the only home game of the month for MSU, which plays its other two contests on the road and has an open date. The last time the Bulldogs played only one home game during the month of October was 2011. State’s last home game was a 28-13 win over Kentucky on Sept. 28. The Bulldogs will have gone 28 days between home games. Following the LSU game, MSU will go another 28 days before playing its next home game, which is Alabama on Nov. 16.

OCTOBER DWS SUCCESS

MSU has won five consecutive home games during the month of October dating back to the Oct. 29, 2016 Samford contest. The Bulldogs have defeated Samford, BYU, Kentucky, No. 8 Auburn and No. 16 Texas A&M during that stretch, outscoring them 189-80. MSU’s last Davis Wade Stadium home loss during the month of October was Oct. 8, 2016 against Auburn (38-14).

120TH SEASON IN PROGRAM HISTORY

The 2019 season serves as the 120th season of Mississippi State football. Head coach **Joe Moorhead**, the 2016 and 2017 National Offensive Coordinator of the Year, is the 33rd head football coach in school history. Moorhead spearheaded the Bulldogs to a No. 25 Coaches poll final ranking and a No. 18 ranking in the 2018 College Football Playoff, representing the program’s second-highest CFP finish ever. Moorhead has also produced back-to-back Top 25 recruiting classes.

NINE STRAIGHT BOWL APPEARANCES

Mississippi State is on a school-record streak of nine consecutive bowl appearances, joining Alabama, Georgia, LSU and Texas A&M as the only SEC schools to go to a bowl game every season this decade. The Bulldogs appeared in their first-ever Outback Bowl, the program’s highest bowl game since the 2014 Orange Bowl.

FROM STATE TO SUNDAYS

Bulldogs continue to dominate NFL rosters in 2019 with over 30 players on active or practice squads. Five current active Bulldogs have been selected to the Pro Bowl during their careers, including Dallas Cowboys starting quarterback Dak Prescott, Philadelphia Eagles defensive tackle Fletcher Cox, Houston Texans linebacker Benardrick McKinney, Detroit Lions cornerback Darius Slay and Seattle Seahawks linebacker K.J. Wright. In the spring of 2019, a school-record eight Bulldogs were invited to the NFL Combine. In April, three MSU players were called in the first round of the 2019 NFL Draft – a first in program history – as Jeffery Simmons (No. 19 – Tennessee), Montez Sweat (No. 26 – Washington) and Johnathan Abram (No. 27 – Oakland) were all selected.

NEW FACES ON COACHING STAFF IN 2019

Joe Moorhead continues to serve as the offensive playcaller. Moorhead is joined by three new coaches on offense – **Tony Hughes** (associate head coach/tight ends), **Terry Richardson** (assistant head coach/run game coordinator/running backs) and **Michael Johnson** (wide receivers). There are two new coaches on defense – **Deke Adams** (defensive line) and **Chris Marve** (defensive run game coordinator/linebackers). Defensively, MSU has continuity at the playcaller position

for the first time since 2014 as 2018 Broyles Award finalist and national defensive coordinator of the year **Bob Shoop** enters his second year with the program. Shoop’s unit was the best in college football last season, allowing the fewest yards per game (263.1) and fewest yards per play (4.13).

FIVE TEAM CAPTAINS

The five 2019 team captains are safety **Brian Cole II**, punter **Kody Schexnayder**, quarterback **Tommy Stevens**, linebacker **Erroll Thompson** and center **Darryl Williams**. The captains are selected in a vote entirely by their teammates. Thompson and Williams were tabbed captains following MSU’s spring game on April 13. Cole, Schexnayder and Stevens were revealed on Aug. 25 following a vote during preseason camp.

LEADERSHIP COUNCIL

MSU’s 2019 Leadership Council is made up of 12 players selected by a team vote, which includes the five captains. The leadership council includes six seniors: **Brian Cole II**, **Farrod Green**, **Leo Lewis**, **Kody Schexnayder**, **Tommy Stevens** and **Darryl Williams**; two juniors: **C.J. Morgan** and **Erroll Thompson**; one sophomore: **Austin Williams**; two redshirt freshmen: **Aaron Brule** and **Fabien Lovett**; and one true freshman: **De’Monte Russell**.

MOORHEAD QUICKEST TO 10 ON-FIELD WINS SINCE 1954-55

With the Sept. 7 victory over Southern Miss, **Joe Moorhead** became the quickest MSU head coach to 10 on-field victories since College Football Hall of Famer Darrell Royal did it in 15 games from 1954-55. Moorhead also did it in 15 games. Royal departed for the University of Washington the following season before going on to Texas. Allyn McKeen, another College Football Hall of Famer, is the quickest MSU coach to 10 wins having done it in 12 games from 1939-40.

Quickest MSU Coaches to 10 Wins

| Coach | # of Games | Years |
|----------------|------------|---------|
| Allyn McKeen* | 12 | 1939-40 |
| Ralph Sasse | 13 | 1935-36 |
| Sid Robinson | 13 | 1917-19 |
| Joe Moorhead | 15 | 2018-19 |
| Darrell Royal* | 15 | 1954-55 |
| E.C. Hayes | 15 | 1914-15 |
| W.D. Chadwick | 15 | 1909-10 |

* - denotes College Football Hall of Famer

WINS BY SEC TEAMS SINCE START OF 2014 SEASON

Playing in the difficult SEC West, the Bulldogs have won the sixth-most games (45) in the entire SEC since the start of the 2014 season, a year MSU was ranked No. 1 in the nation for five weeks.

| Rank | School | Wins | P5 Wins | Non-P5 Wins |
|-----------|--------------------------|-----------|-----------|-------------|
| 1. | Alabama | 73 | 56 | 12 |
| 2. | Georgia | 57 | 41 | 10 |
| 3. | LSU | 50 | 34 | 11 |
| T-4. | Auburn | 46 | 28 | 13 |
| T-4. | Florida | 46 | 32 | 9 |
| 6. | Mississippi State | 45 | 25 | 15 |
| 7. | Texas A&M | 43 | 25 | 12 |
| 8. | Missouri | 40 | 23 | 11 |
| 9. | Mississippi | 38 | 21 | 11 |
| 10. | Kentucky | 37 | 21 | 11 |
| 11. | Tennessee | 36 | 20 | 10 |
| 12. | South Carolina | 35 | 22 | 8 |
| 13. | Arkansas | 30 | 15 | 9 |
| 14. | Vanderbilt | 25 | 10 | 10 |

13 BULLDOGS HAVE MADE THEIR FIRST CAREER START IN 2019

Bulldogs making their first career start this season (13 – 8 offense, 5 defense): DE **Chauncey Rivers** (at Louisiana), DT **Jaden Crumedy** (at Louisiana), DT **Fabien Lovett** (at Louisiana), DE **Marquiss Spencer** (at Louisiana), LT **Tyre Phillips** (at Louisiana), LG **Dareuan Parker** (at Louisiana), WR **Cameron Gardner** (at Louisiana), QB **Tommy Stevens** (at Louisiana), LG **Tommy Champion** (Southern Miss), CB **Tyler Williams** (Kansas State), QB **Garrett Shrader** (Kentucky), WR **Isaiah Zuber** (Kentucky), TE **Geor’quarius Spivey** (Kentucky).

16 BULLDOGS HAVE MADE THEIR FIRST APPEARANCE IN 2019

Bulldogs making their first career appearances this season (16): CB **Martin Emerson Jr.** (at Louisiana), CB **Jarrian Jones** (at Louisiana), WR **JaVonta Payton** (at Louisiana), QB **Tommy Stevens** (at Louisiana), WR **Isaiah Zuber** (at Louisiana), S **Collin Duncan** (at Louisiana), S **Aadreekis Conner** (at Louisiana), S **Fred Peters** (at Louisiana), OL **LaQuinston Sharp** (at Louisiana), LS **Paul Blackwell** (at Louisiana), DT **Nathan Pickering** (Southern Miss), QB **Garrett Shrader** (Southern Miss), DE **Demonte Russell** (Southern Miss), RB **Lee Witherspoon** (Southern Miss), CB **J.P. Purvis** (Southern Miss) and OL **Charles Cross** (Southern Miss).

WILLIAMS NAMED TO SENIOR CLASS AWARD

C **Darryl Williams** is one of 30 candidates for the prestigious Senior CLASS Award this season. Williams and Auburn's Derrick Brown are the candidates from the SEC. An acronym for Celebrating Loyalty and Achievement for Staying in School®, the Senior CLASS Award focuses on the total student-athlete and encourages students to use their platform in athletics to make a positive impact as leaders in their communities. Just 15 credit hours away from earning his undergraduate degree in human development and family sciences, Williams has maintained a 3.0 cumulative GPA and has been on the SEC Academic Honor Roll throughout his career.

MSU RUNNING BACKS HAVEN'T FUMBLED SINCE 2017

- Bulldog running backs have 484 consecutive carries without a fumble, dating back to 2017.
- The last fumble by an MSU running back came at Arkansas on Nov. 18, 2017 at 7:26 in the first quarter (**Nick Gibson** - lost the fumble as well).
- Gibson's fumble snapped a previous streak of 504 consecutive carries and 44 consecutive quarters without a fumble on an offensive possession by any Bulldog at any position.
- Kylin Hill** has never lost a fumble in 303 career carries.
- Hill has fumbled only once - 2017 at Texas A&M (recovered it).
- Gibson has gone 46 consecutive carries since his last lost fumble.
- True freshman **Lee Witherspoon** has logged 12 carries without a fumble.

NOTING MSU'S RUN GAME

MSU has boasted one of the nation's top rushing attacks since the start of 2016.

- Logged 200+ yards in four games this year and averaging nearly 200-yards per game (192.0).
- Rushed for 200+ yards vs. Kentucky (4th game of 2019) for the 29th time since 2016.
- Topped 200 yards on the ground in 12 of 19 games under **Joe Moorhead**.
- Rushed for 200+ yards in eight games in 2016 and nine times in 2017.
- Under Moorhead, MSU is 10-2 when eclipsing the 200-yard mark on the ground.
- Last season, was second in the SEC (20th, FBS) in 2018 in rush yards/game (223.62) and second in the SEC (12th, FBS) in yards/carry (5.66).
- Eclipsed 250 rushing yards 21 times since 2016 (leads SEC with Georgia).
- 19-2 record since 2016 when rushing for 250+ yards.
- Six 250-yard rushing games in 2018 were the second-most in the SEC behind Georgia (8).

SEC LEADERS IN 200+ YARDS RUSHING GAMES SINCE 2018

| Rank | School | 200+ Yards Rush Games | Record When |
|------|-------------------|-----------------------|-------------|
| 1. | Georgia | 13 | 13-0 |
| 2. | Mississippi State | 12 | 10-2 |
| 3. | Missouri | 11 | 9-2 |
| T-4. | Florida | 10 | 10-0 |
| T-4. | Ole Miss | 10 | 7-3 |
| T-6. | Texas A&M | 9 | 8-1 |
| T-6. | Alabama | 9 | 9-0 |
| 8. | Auburn | 7 | 7-0 |
| T-9. | LSU | 6 | 5-1 |
| T-9. | South Carolina | 6 | 6-0 |
| 11. | Arkansas | 5 | 2-3 |
| 12. | Vanderbilt | 4 | 2-2 |
| 13. | Tennessee | 3 | 2-1 |

SAME GAME 100-YARD RUSHING GAMES SINCE 2016

Since 2016, MSU has had multiple 100-yard rushers in the same game 10 times.

| Opponent | Date | Yards Rushing |
|-------------|----------|---|
| Kentucky | 9/21/19 | Garrett Shrader (125), Kylin Hill (120) |
| at Ole Miss | 11/22/18 | Nick Fitzgerald (117), Kylin Hill (108) |
| #8 Auburn | 10/6/18 | Nick Fitzgerald (195), Kylin Hill (126) |

| | | |
|-------------------|----------|---|
| Louisiana | 9/16/18 | Nick Fitzgerald (107), Aeris Williams (101) |
| at Kansas State | 9/8/18 | Nick Fitzgerald (159), Kylin Hill (211) |
| UMass | 11/4/17 | Nick Fitzgerald (135), Aeris Williams (114) |
| BYU | 10/14/17 | Aeris Williams (114), Nick Fitzgerald (103) |
| at Louisiana Tech | 9/9/17 | Nick Fitzgerald (111), Aeris Williams (107) |
| at Ole Miss | 11/26/16 | Nick Fitzgerald (258), Aeris Williams (191) |
| #4 Texas A&M | 11/5/16 | Nick Fitzgerald (182), Aeris Williams (140) |

TAKEAWAYS, TURNOVER MARGIN IN 2019

After ranking sixth in the SEC in total takeaways with 20 in 2018, "Hunting the Ball" was a major point of emphasis this past offseason for the Bulldogs' defense. State has racked up 16 takeaways in six games this season (3rd in FBS, 2nd in SEC).

- Second in the FBS behind San Jose State in takeaways per game this season (2.67)
- Had seven takeaways through the first six games last season compared to 16 this season.
- Tied for the FBS lead with Illinois and UAB in fumbles gained (10).
- 18th in the FBS and second in the SEC in turnover margin (+4).
- Tied for sixth in the SEC and 34th in the FBS in interceptions (6).
- Tied for fourth in the SEC in takeaways against SEC teams (6).
- Recorded multiple takeaways in five of six games this season (1 vs. Kentucky).
- Gained at least one fumble in four of six games this season.
- Gained three fumbles three times (at Louisiana, vs. Kansas State, at Auburn).
- Picked off at least one pass in four of six games this season.
- Logged multiple interceptions twice (vs. Southern Miss, at Tennessee).

HOLDING TEAMS TO FEWER THAN 200 YARDS RUSHING

Since the start of the 2018 season, MSU has held 17 of its 19 opponents below the 200-yard rushing mark, which is tied for the fourth most in the SEC during that stretch.

- Only twice has a team rushed for 200+ yards on the Bulldogs since 2019 - Kentucky (229 yards) on Sept. 22, 2018 and Auburn (217) on Sept. 28, 2019.
- Nine of those 17 opponents have been SEC teams (T-4th most in the SEC).

SEC LEADERS IN HOLDING TEAMS BELOW 200-YARDS RUSHING SINCE 2018

| Rank | School | Opponents Below 200+ Rushing | Record When |
|------|-------------------|------------------------------|-------------|
| 1. | Georgia | 19 | 16-3 |
| T-2. | Texas A&M | 18 | 11-7 |
| T-2. | Alabama | 18 | 17-1 |
| 4. | Mississippi State | 17 | 11-6 |
| T-5. | Florida | 16 | 15-1 |
| T-5. | Auburn | 16 | 12-4 |

22 STRAIGHT GAMES WITH A TAKEAWAY

Dating back to the 2017 season at Arkansas on Nov. 18, MSU has recorded at least one takeaway in 22 straight games (longest active streak in the FBS). State has compiled 43 total turnovers gained during that span.

FBS LEADERS IN CONSECUTIVE GAMES WITH A TAKEAWAY

| Rank | School | Consecutive Games With A Takeaway |
|------|-------------------|-----------------------------------|
| 1. | Mississippi State | 22 |
| 2. | Syracuse | 20 |
| 3. | Maryland | 18 |
| 4. | SMU | 17 |
| 5. | Utah | 14 |

MSU'S TAKEAWAYS DURING ITS 22-GAME STREAK

| Date | Opponent | Takeaway |
|----------|-------------------|--|
| 11/18/17 | Arkansas | FF by Johnathan Abram (FR by Marquiss Spencer) |
| 11/23/17 | Ole Miss | FF by Erroll Thompson (FR by Jeffery Simmons) |
| 11/23/17 | Ole Miss | INT by Mark McLaurin |
| 12/30/17 | Louisville | 3 INT by Mark McLaurin |
| 12/30/17 | Louisville | INT by Cameron Dantzler |
| 9/1/18 | Stephen F. Austin | INT by C.J. Morgan |
| 9/8/18 | Kansas State | INT by Erroll Thompson |
| 9/15/18 | Louisiana | INT by Johnathan Abram |
| 9/22/18 | Kentucky | INT by Brian Cole |

| | | |
|----------|---------------|---|
| 9/29/18 | Florida | INT by Cameron Dantzler |
| 10/6/18 | Auburn | FR by Joel Baldwin on muffed punt |
| 10/6/18 | Auburn | FF by Mark McLaurin (FR by Kobe Jones) |
| 10/20/18 | LSU | INT by Cameron Dantzler |
| 10/27/18 | Texas A&M | INT by Erroll Thompson |
| 11/3/18 | LA Tech | INT by Stephen Adegoke |
| 11/10/18 | Alabama | FR by Braxton Hoyett |
| 11/10/18 | Alabama | INT by Willie Gay Jr. |
| 11/17/18 | Arkansas | FF by Johnathan Abram (FR by Johnathan Abram) |
| 11/17/18 | Arkansas | INT by C.J. Morgan |
| 11/17/18 | Arkansas | FF by Chris Rayford (FR by Chris Rayford) |
| 11/22/18 | Ole Miss | FF by Jeffery Simmons (FR by Willie Gay) |
| 11/22/18 | Ole Miss | INT by Johnathan Abram |
| 11/22/18 | Ole Miss | INT by Maurice Smitherman |
| 1/1/19 | Iowa | FF by Stephen Adegoke (FR by Mark McLaurin) |
| 1/1/19 | Iowa | INT by Willie Gay Jr. |
| 8/31/19 | Louisiana | INT by Cameron Dantzler |
| 8/31/19 | Louisiana | FR by Brian Cole II on backward pass |
| 8/31/19 | Louisiana | FR by Erroll Thompson on TEAM sack |
| 8/31/19 | Louisiana | FF by Marquiss Spencer (FR by Cameron Dantzler) |
| 9/7/19 | Southern Miss | FF by Marquiss Spencer (FR by Tyler Williams) |
| 9/7/19 | Southern Miss | INT by Martin Emerson |
| 9/7/19 | Southern Miss | INT by C.J. Morgan |
| 9/14/19 | Kansas State | FR by Paul Blackwell |
| 9/14/19 | Kansas State | FF by Stewart Reese (FR by Darryl Williams) |
| 9/14/19 | Kansas State | FR by Jarrian Jones |
| 9/21/19 | Kentucky | INT by Willie Gay Jr. |
| 9/28/19 | Auburn | 2 FR by Leo Lewis |
| 9/28/19 | Auburn | 1 FR by Aaron Brule |
| 10/12/19 | Tennessee | 1 INT by Cameron Dantzler |
| 10/12/19 | Tennessee | 1 INT by Brian Cole II |

MSU HAS AN INTERCEPTION IN 16 OF ITS LAST 19 GAMES

State has collected an interception in 16 of its last 19 games and has 19 total interceptions during that stretch. MSU carried a streak of nine straight games with a pickoff into the Kansas State game before it was ended.

The 19 interceptions have been credited to nine different players, including six on the 2019 roster:

- CB Cameron Dantzler (1 vs. Florida, 2018; 1 at LSU, 2018; 1 at Louisiana, 2019; 1 at Tennessee, 2019)
- S Brian Cole II (1 at Kentucky, 2018; 1 at Tennessee, 2019)
- LB Erroll Thompson (1 at Kansas State, 2018; 1 vs. Texas A&M, 2018)
- CB C.J. Morgan (1 vs. Stephen F. Austin, 2018; 1 vs. Arkansas, 2018; 1 vs. Southern Miss, 2019)
- LB Willie Gay Jr. (1 at Alabama, 2018; 1 vs. Iowa, 2018; 1 vs. Kentucky, 2019)
- CB Martin Emerson (1 vs. Southern Miss, 2019)
- CB Maurice Smitherman (1 at Ole Miss, 2018)
- S Johnathan Abram (1 vs. Louisiana, 2018; 1 at Ole Miss, 2018)
- CB Stephen Adegoke (1 vs. LA Tech, 2018)

FBS LEADERS IN HOLDING OPPONENTS BELOW 30 POINTS SINCE 2018

| Rank | School | 30+ Point Games Allowed |
|------------|--------------------------|-------------------------|
| T1. | Notre Dame | 1 |
| T1. | Washington | 1 |
| T1. | Kentucky | 1 |
| T1. | Clemson | 1 |
| T5. | Mississippi State | 2 |
| T5. | six others | 2 |

THRILL HILL

RB **Kylin Hill** is having a solid junior year so far and has been among the SEC's best. Hill has rushed 119 times for 609 yards (5.1 yards per carry) and five touchdowns through six games. Here's a look at where Hill ranks in the SEC and FBS:

| Category | Stat | SEC Rank | FBS Rank |
|--------------------------------|------|----------|----------|
| Rushing Yards | 609 | 2nd | 17th |
| Rushing TDs | 5 | T-4th | T-40th |
| Yards Per Rush (min. 100 att.) | 5.1 | 4th | - |
| 100-Yard Rushing Games | 4 | 1st | T-3rd |

| | | | |
|-------------------------------|-------|-------|--------|
| Rushes for 1st Down | 32 | 1st | T-7th |
| Rushes for 10+ Yards | 21 | 1st | T-5th |
| Rushes for 20+ Yards | 4 | T-9th | T-52nd |
| Yards From Scrimmage | 679 | 3rd | 29th |
| Yards From Scrimmage Per Game | 113.2 | 4th | 30th |

8 FOR 100

RB **Kylin Hill** recorded his seventh career 100-yard rushing game in the Week 4 win vs. Kentucky and became the first MSU player to open a season with 100+ yards rushing in each of the first four games. Prior to Week 4 when Hill had 120 yards rushing against Kentucky, the last MSU player to have four straight 100-yard rushing games was QB Nick Fitzgerald against BYU (15-103/2 TD), against Kentucky (12-115/2 TD), at Texas A&M (18-105/1 TD) and vs. UMass (17-135/2 TD) in 2017.

In fact, the last MSU running back to have four consecutive 100-yard rushing games was Anthony Dixon who had a streak of five straight games at Vanderbilt (21/123/0 TD), against LSU (27-106/2 TD), against Georgia Tech (18-106/0 TD), against Houston (21-134/2 TD) and at Middle Tennessee (27-135/2 TD) in 2009.

- Hill needs just two more rushing games to enter MSU's career top 10.
- Five of Hill's seven career 100-yard rushing games have been against Power 5 teams.
- Three of his seven career 100-yard rushing games have been against SEC teams.
- MSU owns a 6-1 record when Hill hits the century mark.

Hill's four 100-yard rushing games in 2019 lead the SEC and tied for third most in the FBS:

| Rank | Player | School | Games |
|-------------|-------------------|--------------------------|----------|
| 1. | Chuba Hubbard | Oklahoma State | 5 |
| 2. | Jonathan Taylor | Wisconsin | 5 |
| T-3. | Kylin Hill | Mississippi State | 4 |
| T-3. | 10 others | - | 4 |

NOSE FOR THE END ZONE

RB **Kylin Hill** has five rushing touchdowns through six games this season. Hill has scored at least one touchdown rushing in three of six games and has found the end zone at least once through the air or on the ground in five of the last eight games, dating back to the 2018 season.

- Three rushing TDs against Kentucky were the most for a MSU player during a SEC game since QB Nick Fitzgerald secured four rushing TDs against Arkansas in 2016 and marked the first time since Ballard in 2010 vs. Arkansas that a Bulldog running back has found the end zone three times against an SEC opponent.
- First MSU running back with at least three rushing touchdowns in a single game since Vick Ballard had three in 2011 at Memphis.
- Hill's three rushing scores in Week 4 brought his career total to 11.

DON'T BLINK

Highlighted by 21 rushes of 10+ yards through six games, RB **Kylin Hill** has a career total of 54. Hill had 19 such rushes in 11 games last year and 14 in 12 game in 2017.

FIRST DOWN MACHINE

RB **Kylin Hill** has an impressive 32 rushes for a first down this season and 91 for his career. Hill is averaging 5.3 rushing first downs per game this season and needs just six more to surpass his 2018 total of 37.

BREAKING DOWN HILL'S YARDS AFTER CONTACT

| Opponent | Net Rushing Yards | Yards After Contact |
|---------------|-------------------|---------------------|
| Louisiana | 197 | 88 |
| Southern Miss | 123 | 98 |
| Kansas State | 111 | 71 |
| Kentucky | 120 | 59 |
| Auburn | 45 | 33 |
| Tennessee | 13 | 15 |
| TOTAL | 609 | 359 |

SEC LEADERS IN YARDS AFTER CONTACT IN 2019 PER PFF

| Rank | Player | School | Yards After Contact |
|------|---------------------|--------------------------|---------------------|
| 1. | Ke'Shawn Vaughn | Vanderbilt | 377 |
| 2. | Kylin Hill | Mississippi State | 359 |
| 3. | Larry Rountree III | Missouri | 352 |
| 4. | Ja'Tarvious Whitlow | Auburn | 345 |
| 5. | Rakeem Boyd | Arkansas | 338 |

NOTING TRUE FRESHMAN QB GARRETT SHRADER

QB **Garrett Shrader**, an early enrollee from Charlotte Christian North High School in North Carolina who won back-to-back state titles in high school, has been arguably the top freshman signal-caller in the FBS this season. Shrader has thrown for 590 yards and three touchdowns and rushed for 374 yards and two scores (MSU's second leading rusher) in five games played.

- Only SEC QB and among seven in the FBS with 350+ rushing yards and 550+ passing yards.
- Only true freshman QB in the FBS with 350+ rushing yards and 550+ passing yards.
- 21 runs for 10+ yards (T-5th in FBS overall and leads SEC with **Kylin Hill**)
- Four runs for 20+ yards (T-9th in FBS among QBs, 2nd in SEC among QBs)

FBS QUARTERBACKS: 350+ RUSH YARDS / 550+ PASS YARDS

| Player | School | Passing Yards | Rushing Yards |
|-------------------------|--------------------------|---------------|---------------|
| Jalen Hurts | Oklahoma | 1,758 | 630 |
| Asher O'Hara | Middle Tennessee State | 1,491 | 368 |
| Dan Ellington | Georgia State | 1,350 | 441 |
| Spencer Sanders | Oklahoma State | 1,333 | 426 |
| Quentin Harris | Duke | 1,183 | 380 |
| Garrett Shrader* | Mississippi State | 590 | 374 |
| Sean Chambers | Wyoming | 562 | 381 |

* - Denotes quarterback is a true freshman

FBS TRUE FRESHMEN QUARTERBACKS: 3+ PASS TD / 2+ RUSH TD

| Player | School | Passing TD | Rushing TD |
|------------------------|--------------------------|------------|------------|
| Jayden Daniels | Arizona State | 8 | 2 |
| Bo Nix | Auburn | 8 | 2 |
| John Rhys Plumlee | Ole Miss | 4 | 4 |
| Brett Gabbert | Miami (OH) | 3 | 3 |
| Garrett Shrader | Mississippi State | 3 | 2 |

BREAKING DOWN SHRADER'S APPEARANCES

QB **Garrett Shrader** has seen action five times this season, including leading MSU to a win in the SEC opener against Kentucky in Week 4 in his first start.

- Taking over for QB **Tommy Stevens** in the first half of Week 2 vs. Southern Miss, true QB Garrett Shrader completed seven of his 11 pass attempts for 71 yards as the Bulldogs cruised to their 38-15 win. Shrader completed passes to six different Bulldogs and also rushed for 16 yards. He had a pair of 15+ yard completions - one to RB **Kylin Hill** for 15 yards and the other to WR **Isaiah Zuber** for 17.
- He entered the game for Stevens again in Week 3 vs. Kansas State and went 4-of-12 passing for 51 yards, rushed 10 times for 82 yards and a score.
- Shrader, who made his first career start in Week 4 against Kentucky, spelled an injured Stevens again in Week 5 at Auburn and found success. Shrader entered the game on MSU's second series in the first quarter and immediately guided the Bulldogs on a 12-play, 75-yard drive that ate up 6:49 for MSU's second-longest scoring drive (time wise) of the season. He connected with WR **Stephen Guidry** for a 9-yard touchdown with 2:20 on the clock. Shrader finished the game 12-of-23 through the air for 209 yards and two touchdowns. He added 89 yards rushing on 16 carries, including a 7-yard touchdown run in the fourth quarter. Shrader accounted for 298 yards of total offense, including all six of the Bulldogs' 20+ yard plays from scrimmage.
- Stevens got the start at quarterback last week at Tennessee but was spelled by true freshman Garrett Shrader to start the second half. Shrader completed the game and was effective, finishing 5-of-10 for 79 yards through the air. He connected with WR **Dedrick Thomas** on a 17-yard strike to complete an eight-play, 90-yard drive (longest drive of the season in terms of yardage) with 8:27 to play in the game. Shrader extended the drive with a gritty 12-yard run on fourth down. He finished with 62 rushing yards.

SHRADER STARTS AT QB IN SEC OPENER VS. KENTUCKY

QB **Garrett Shrader** started at quarterback in place of QB **Tommy Stevens** vs. Kentucky. Shrader became the fifth MSU true freshman to start at least one game at quarterback since the 1989 season (others: **Keytaon Thompson** (2017), Damian Williams (2013), Wesley Carroll (2007), Todd Jordan (1989)) Thompson started the 2017 TaxSlayer Bowl vs. Louisville, Williams started the 2013 Egg Bowl vs. Ole Miss and Carroll started in nine games in 2007.

- Shrader accounted for 305 yards of total offense, including rushing for 125 yards on 11 carries, to lead MSU past Kentucky, 28-13 in its SEC opener. Shrader was just the second MSU true freshman QB to start in an SEC game in the last 12 years (Damian Williams, 2013 Egg Bowl the other).
- Shrader was an efficient 17-of-22 for 180 yards through the air. He accounted for all six of the Bulldogs' 20+ yard plays in the game, including rushes of 49- and 36-yards. With the score a one-possession game and 4:32 remaining, Shrader engineered a six-play, 75 yard drive and extended the drive with a 49-yard rush on third down.
- The winning drive culminated with a touchdown and put the game out of reach. Shrader became the first MSU QB in school history to rush for over 100 yards and pass for over 100 yards in his first career start. He was the first to do it overall since senior Nick Fitzgerald last season.
- For his efforts, Shrader was recognized as the SEC Freshman of the Week on Sept. 23, becoming the first Bulldog offensive player to earn the honor since RB LaDarius Perkins on Nov. 27, 2010. He was the first MSU true freshman QB to ever receive the accolade.

NOTING STEVENS' BULLDOG DEBUT

QB **Tommy Stevens** started for the first time in his college career in State's 38-28 season-opening win at Louisiana. It was his first start at any level since Nov. 7, 2014 in high school.

- For the game, Stevens was 20-of-30 passing for 236 yards and two touchdowns and rushed 11 times for 37 yards and one TD.
- According to PFF, he completed 17 of 22 passes (77.3 percent) for 200 yards (9.1 yards/attempt) and 11 first downs when facing "no pressure" in the season opener.
- In the first half, he went 10-of-16 passing for 127 yards and scored a TD both passing (31-yard pass) and rushing (4-yard run).
- Had touchdown passes of 31 yards (Osirus Mitchell) and 12 yards (Austin Williams).
- Was one of three SEC QBs with multiple passing touchdowns and a rushing TD in Week 1.
- His 20 completions were the most by an MSU QB since Nick Fitzgerald completed 23 passes on Nov. 19, 2016 vs. Arkansas.
- Had 13 completions for a first down, which was the third-most in the SEC in Week 1, and five completions for 15+ yards and a pair for 25+.

STEVENS SOLID IN SECOND START BEFORE 2ND QUARTER INJURY

In QB **Tommy Stevens'** second start he connected with WR **Osirus Mitchell** for a TD on MSU's opening drive for the second straight game (31 yards vs. Louisiana, 28 yards vs. Southern Miss). Mitchell was Stevens' third target of the drive after WR **Dedrick Thomas** and WR **Stephen Guidry** had each hauled in 10+ yard passes.

- Went 7-of-7 passing for 84 yards and a TD in the first quarter, and on the next play threw an 11-yard TD strike to Guidry.
- Connected on his first nine passing attempts (105 yards, two TDs) with a 244.2 passer rating before an incompletion late in the second quarter.
- Nine straight completions marked the longest streak for a Bulldog QB to start the game since Dak Prescott completed his first 12 passing attempts against Arkansas in 2015.
- Left the game late in the second quarter with an injury and did not return

TEAM CAPTAIN WILLIAMS IS THE LEADER OF THE O-LINE

C **Darryl Williams** is a team captain, preseason All-American and candidate for the Rimington and Outland Trophies. He made the move to center from left guard during spring ball and anchors an offensive line that has been a strength on offense the last two seasons.

- Started 31 (total career starts with six at center) of the Bulldogs' last 32 games.
- Has allowed just one sack since the start of the 2017 season (sack came at Kentucky in 2018).
- Allowed just three pressures in 2019 (2 hurries, 1 hit).
- Earned SEC Co-Offensive Lineman of the Week honors following his strong performance in Week 2 against Southern Miss.
- All 303 of his snaps this season have come at center (just three pressures allowed).
- Allowed only one sack, three QB hits and five hurries for just nine total pressures in 2018, according to PFF.

A CLOSER LOOK AT STATE'S O-LINE

The Bulldogs had to replace two starters on the offensive line as guard Deion Calhoun and center Elgton Jenkins departed for the NFL after last season. However, State welcomed back a veteran group with plenty of starting experience. MSU heads into Week 8 with a combined 101 starts on the line. State entered 2019 with 71, which was the fifth-most in the SEC.

RG Stewart Reese

- Started every game of his college career (32; 26 at RT, 6 at RG).
- Has seen action in 245 total snaps in 2019 (182 at RG, 63 at RT).
- Slid into right guard for the first time in his career this season.
- Has allowed four pressures (zero sacks) in 121 pass-block snaps in 2019.
- Last time he allowed a sack was at Alabama in 2018.

RT Greg Eiland

- Started 23 games in his career.
- 17 starts at left tackle and six at right tackle (first six games this season).
- Has played the second-most snaps this season among MSU's offensive linemen (330).
- 11 snaps this season have been at left tackle.

LT Tyre Phillips

- Played in all 13 games in 2018 (rotated at both tackle positions but did not start).
- Allowed the first sack of his career (340 pass block snaps) last week (2 at Tennessee).
- Has been impressive at left tackle this season, starting all six games and playing the most snaps among MSU's offensive linemen (364).
- Saw action in two snaps at left guard in the season opener.

LG Dareuan Parker

- Saw action in every game last season and started at left guard in Weeks 1, 4, 5 and 6 in 2019.
- Missed the second and third games of the season (injury).
- Had top overall grade in his return vs. Kentucky in Week 5 among MSU offensive linemen from PFF (79.7) and an impressive run-block grade (82.0).
- Two of MSU's three rushing touchdowns and 194 of the Bulldogs' 241 rushing yards vs. Kentucky were to the left (Parker's side).
- No sacks allowed in the last two games and has allowed just one all season (vs. Kentucky).

More on the Bulldogs' offensive line

Behind the starting five, MSU has experience in guard **Michael Story** and tackle **Tommy Champion** and center **Evans Wilkerson**. JUCO transfer **LaQuinston Sharp** saw his first career action in Week 1 at right guard. He earned an 85.7 grade from PFF in 31 snaps played. He's played mostly at right guard so far. He had to take one snap at center in the season opener. Champion earned his first career start at left guard in Week 2 in place of Parker. He played 40 snaps and was solid, not allowing a pressure. He got the start there again in Week 3. Champion has seen 30+ snaps of action in each of the last three games at right guard.

MITCHELL IS THE TOP TARGET THIS SEASON

Junior WR **Osirus Mitchell** leads the Bulldogs in touchdown catches this season with four (all have been for 20 yards or longer). Mitchell is also State's top receiver in yardage (335) and catches (24). He has at least one reception of 20+ yards in five different games. His 17 catches for a first down and 10 catches for 15+ yards lead MSU and are tied for 10th in the SEC.

- Led MSU in receiving yards in four games this season.
- Caught a touchdown pass from QB **Tommy Stevens** on MSU's first possession in each of the first two games.
- Touchdown catches have been 31, 28, 35 and 21 yards, respectively.
- Caught a TD for the third straight game in Week 3 (first MSU player since WR Chad Bumphis in 2012 to accomplish that feat) and has a TD catch in four of five games.
- Had multiple receptions for the sixth straight week at Tennessee.

BRIAN COLE II HAVING SOLID SENIOR SEASON SO FAR

S **Brian Cole II** leads the Bulldogs and is tied for third in the SEC in tackles for loss this season (6.5). Cole's 6.5 tackles for loss lead the SEC among defensive backs (T-3rd among FBS defensive backs).

- Picked off his first pass of the season last week at Tennessee (second of his career).
- Leads MSU with 2.0 sacks.
- Recorded at least 1.0 TFL in seven of 11 career games, including four games this season.
- Logged multiple tackles for loss in two of the last five games (2.5 vs. Southern Miss and 2.0 vs. Kansas State).

Cole has been a ballhawk this season. He and Arkansas defensive back Kamren Curl are the only SEC players credited with at least one interception, one sack, one forced fumble and one fumble recovery. Cole is one of just five Bulldogs to accomplish that feat in a single season since 2000:

| Player | Year | INT | Sacks | FF | FR |
|----------------------|-------------|----------|------------|----------|----------|
| Jamar Chaney | 2009 | 2 | 2.0 | 2 | 1 |
| Johnathan Calvin | 2016 | 1 | 7.0 | 2 | 1 |
| Gerri Green | 2017 | 1 | 5.0 | 3 | 1 |
| Johnathan Abram | 2018 | 2 | 3.0 | 1 | 1 |
| Brian Cole II | 2019 | 1 | 2.0 | 1 | 1 |

Cole is one of just three FBS players to total 30+ tackles, 6.5 tackles for loss, one interception and one forced fumble in 2019:

| Player | School | Tackles | TFL | INT | FF |
|----------------------|--------------------------|-----------|------------|----------|----------|
| Carlton Martial | Troy | 50 | 11.0 | 2 | 1 |
| Javin White | UNLV | 35 | 7.5 | 2 | 1 |
| Brian Cole II | Mississippi State | 30 | 6.5 | 1 | 1 |

DANTZLER AMONG SEC'S BEST IN COVERAGE

CB **Cameron Dantzler** a preseason All-American, candidate for the Jim Thorpe, Bednarik and Nagurski awards, boasts a 46.9 passer rating allowed in coverage this season (4th in SEC among cornerbacks with at least 100 coverage snaps) according to PFF. Over the last two games, Dantzler has been targeted just once on 26 coverage snaps which makes him the most avoided cornerback in the SEC between Weeks 5-7.

- Played 106 coverage snaps.
- Targeted 12 times and allowed just four receptions (33 percent) for 83 yards.
- Owns a 33 percent catch rate (2nd in SEC among cornerbacks).
- Allowed only 10 yards after catches.
- Surrendered just one touchdown (at Auburn).
- Recorded two interceptions this season (leads MSU, T-5th in SEC).
- Played in 58.7 percent of his team's defensive snaps in 2019.

| Rank | Player | School | Rating |
|-----------|-------------------------|--------------------------|-------------|
| 1. | Kaiir Elam | Florida | 20.8 |
| 2. | Trevon Diggs | Alabama | 24.0 |
| 3. | Jammie Robinson | South Carolina | 39.6 |
| 4. | Cameron Dantzler | Mississippi State | 46.9 |
| 5. | Jarvis Ware | Missouri | 53.4 |

OUTSIDE THE HUDDLE PROFILES

OFFENSIVE PLAYERS

#70 Tommy Champion - OL

His mother calls him "T.J." ... Claims he is really a quarterback ... Favorite food is fried pork chop ... Says he is a "hooper at heart" ... Has a one-year-old daughter named KayLeah Z. Champion and says she comes before anyone.

#9 Malik Dear - WR

Nickname is "Weeble" ... Earned his undergraduate degree in kinesiology in December of 2018 ... Currently working on a master's degree in workforce education leadership.

#55 Greg Eiland - OL

Nickname is "Peewee" ... Enjoys being outdoors ... Avid hunter and fisher ... Rides bulls and horses ... Boston Red Sox fan ... Favorite NFL team is the Indianapolis Colts and is a big fan of Peyton Manning ... Also played baseball growing up ... Favorite candy is Reese's.

#18 Cameron Gardner - WR

Nicknames are "Cam" and "Cam G" ... Starkville native that reunites with former teammates Willie Gay Jr, Kameron Jones and Kobe Jones ... Lists the Philadelphia Eagles as his favorite NFL team and De'Andre Hopkins as his favorite player ... His brother (Navy) and nephew (Air Force) both served in the military ... Also played baseball and basketball growing up ... Favorite candies are Swedish Fish and Mike N' Ikes ... Wants to serve as a secret service agent following his football career ... Lists his parents as the inspirational people in his life because "they've been through so much, and you wouldn't even know because they always have a smile on their face."

#82 Farrod Green - TE

Grew up with teammate Leo Lewis ... Played basketball until the 10th grade ... Enjoys watching Netflix and gaming in his free time ... His father coaches at Copiah Lincoln Community College and he grew up on Co-Lin's campus ... His father has coached at Co-Lin for over 25 years and has coached the likes of Nick Fairley, DeQuan Menzie, Arthur Maulet and MSU alum Donald Gray ... Aspires to be a coach like his father one day ... His go-to breakfast on gamedays is cheese eggs, sausage and a waffle.

#1 Stephen Guidry - WR

Nicknames are "Bankroll" and "Killa" ... Born in Baton Rouge ... Likes to listen to NBA Youngboy and Boosie before a game to psyche himself up ... Favorite NFL team is the Jacksonville Jaguars and his favorite player is Odell Beckham Jr. ... Also played basketball, track and baseball growing up ... Enjoys playing NBA 2K during his free time ... Hidden talent is jiggling.

#8 Kylin Hill - RB

Hidden talent is dancing and claims he is the best dancer on the team ... Favorite artist is NBA Youngboy... His dream is to meet Kobe Bryant one day ... Favorite candy is sour gummy worms ... Favorite NFL team is the New England Patriots.

#5 Osirus Mitchell - WR

Grandmother called him "Bam Bam" growing up because he tended to break and throw things ... Skilled cooked and painter ... Wanted to play basketball not football in college his entire high school career ... Only decided to pursue football after his senior year ... Addicted to white chocolate Hershey's and hot Cheetos ... Shares the same birthday (Sept. 15) with his mother and sister ... Enjoys fishing to relax ... Made regular fishing trips with Cameron Dantzler and Tim Washington over the summer ... Dantzler lists Osirus as the teammate that inspires him most because of his "motor to go" that pushes Dantzler to also work harder.

#4 JaVonta Payton - WR

Nicknames are "JP" and "Tay" ... He is the oldest of 12 siblings ... Enjoys watching movies in his spare time and aspires to act following his football career ... Enjoys watching old Disney shows to remind him of his childhood ... Teammates give him a hard time over how skinny he is ... Favorite NFL team is the Tennessee Titans ... Favorite candy is Reese's.

#78 Tyre Phillips - OL

Nickname is "Big Country" ... Musically gifted ... Plays the piano and the trumpet ... Despite playing on the offensive line, does not like large crowds and does not like being touched.

#51 - Stewart Reese - OT

Nickname is "Big Stew" ... Enjoys playing video games ... His favorite video game series is Call of Duty with his favorite game being Black Ops 3 ... Animal lover, especially favors dogs ... Enjoys singing ... Aspires to be an anesthesiologist.

#6 - Garrett Shrader - QB

Says his nickname is "Shrader" ... Reason he gave was "nobody remembered my first name" ... People around the football building say he's a grill-master ... Has three siblings ... When asked to describe himself in 25 words or less, he said: bold, fun, confident ... Said his teammates give him a hard time about "the way I dress" ... Can solve a Rubik's Cube ... Favorite Mississippi State player in the NFL is Jeffery Simmons ... Favorite NFL Player is Aaron Rodgers ... Doesn't really have social media (has a Twitter account, but not very active) ... Said best advice he's ever received: "Keep your head where your feet are" ... Two-time state champion at Charlotte Christian ... His father played football and baseball at The Citadel in Charleston, South Carolina.

#11 Geor'quarius Spivey - TE

His first name combines the beginning of his father's name, George ... His grandmother gave him the nickname "Monk" as a child because he was hyper and jumped around like a monkey ... Loves playing Fortnite and Madden in his free time ... Feels like he is the "greatest" on the team when it comes to gaming ... Enjoys shopping for new tennis shoes and cooking ... Favorite NFL players are Chad Johnson and Julio Jones ... Also played basketball and ran track growing up ... Says his inspiration is his grandmother because she "influenced me to be a better person."

#7 Tommy Stevens - QB

Graduate transfer quarterback from Penn State ... Indianapolis native ... Enjoys hanging out with friends and playing video games in his spare time ... Listens to Metallica to psyche himself up for big games ... Favorite NFL team is the Dallas Cowboys ... His grandfather is a former Marine ... His hidden talent is that he is a "decent bowler" ... One of his favorite snacks is sunflower seeds ... Prefers Hulu over Netflix and likes to binge watch South Park.

#2 Dedrick Thomas - WR

Nickname is "Sweet Feet" ... Earned the nickname as a sophomore while playing football at Memphis Central from going to camps and juking others on the field ... Claims to be a NBA 2k "freak" ... Grew up believing he was going to play basketball because his closet friends have played the sport on the collegiate and professional level ... Big anime fan with his favorites being Naruto and Dragon Ball Z ... Graduated with a degree in kinesiology in May and is currently pursuing a degree in psychology.

#88 Powers Warren - TE

Nickname is "Powow" ... Born in Kansas City, Kansas ... His hidden talent is his ability to do a back flip ... Also played basketball, hockey and soccer growing up ... His father is the former Chief Operating Officer of the Minnesota Vikings and was recently named the commissioner of the Big Ten Conference.

#85 - Austin Williams - WR

Lived in Germany for two years when he was in the fifth grade ... Enjoys skydiving.

#73 Darryl Williams - OL

Battles for the title of best griller on the team with Tim Washington ... His specialty is ribs and often hosts the offensive line for cookouts ... Listens to "Ready or Not" by Fugees to get hyped for a big game ... Claims his "phenomenal" suit game will "blow you off the charts" ... Lists his mom and his uncle as his biggest fans and motivations ... Enjoys fishing in his free time ... Favorite Mississippi State tradition is "Don't Stop Believing" heading into the fourth quarter ... Majoring in human development because he has a passion for working with children and would like to pursue that following his football career.

#12 Isaiah Zuber - WR

Nickname is "Zube" ... Graduate transfer wide receiver from Kansas State ... Native of Stone Mountain, Georgia, and played at Stephenson, the same high school that produced former MSU players Preston Smith and Montez Sweat and current Bulldog Chauncey Rivers.

OUTSIDE THE HUDDLE PROFILES

DEFENSE/SPECIAL TEAMS PLAYERS

#90 Lee Autry – DT

Younger brother to former Bulldog and current Indianapolis Colt – Denico Autry ... His secret hobby is making beats on his laptop ... Wears No. 90 because it was the number he wore when he first started playing football ... Favorite NFL team is the Carolina Panthers ... Also played basketball growing up ... Favorite candy is Trolli's gummies ... Plays football for his mother and wants to give back to her after watching her struggle to make ends meet when growing up ... After his football career, he dreams of giving back to his community and helping high school athletes develop on the field to earn collegiate scholarships.

#32 Brian Cole II - S

Nickname is "BCole" ... Was on the swim team in middle school ... Avid video gamer that enjoys playing NBA2K ... Hails from Saginaw, Michigan where he was the No. 1 receiver in the state of Michigan coming out of high school ... Allergic to dogs despite wanting to own one someday ... Enjoys super heroes and has a tattoo of his favorite – The Incredible Hulk ... His father is a retired police officer ... Darryl Williams lists Cole as his most inspirational teammate, calling him family and admiring his love for the game of football.

#3 - Cameron Dantzler - CB

Nickname in high school was "The Needle", because he was long and skinny but "when I hit you, it hurts" ... Enjoys singing and watching cartoons ... His favorite cartoons are SpongeBob SquarePants and The Boondocks ... Listens to NBA Youngboy and Meek Mill before big games ... Lists his mom as his biggest fan because she "brags on me so much, it's crazy" ... His son, Cameron Dantzler Jr., was born on May 26 ... Says the birth of his son has "changed his whole demeanor" ... Also adopted a pitbull puppy, Bruno, over the summer ... His go-to breakfast on game days is pancakes ... Enjoys fishing and riding horses in his free time ... Made regular fishing trips with Osirus Mitchell and Tim Washington over the summer.

#6 Willie Gay Jr. - LB

Starkville native that was high school teammates with fellow Bulldog Kobe Jones on defense ... Grew up a Mississippi State fan ... enjoys singing ... Mother calls him Chip because she says he is "sweet as a chocolate chip" ... Runs an Instagram account for his two pitbulls – Pac & Leila Ali.

#11 Jaquarius Landreus

Goes by his middle name "Capri" because he isn't the biggest fan of his first name ... He is left handed ... Wears No. 11 to represent being the "11th man on the field" ... Teammates gave him a hard time over the summer for shaving his head ... Favorite candy is M&M's ... Earned his undergraduate degree in interdisciplinary studies in December of 2018 ... Currently working on his master's degree in workforce education leadership ... His daughter, Nevaeh, was born in January ... Says she is his inspiration because she "gives him every reason to be great."

#52 Kobe Jones - DE

Reunites on defense with high school teammate with Willie Gay Jr. ... One of his former coaches gave him the nickname "Mayor of Starkville" over the 2018 season ... Has worn No. 52 since he was seven ... Favorite NFL team is the Dallas Cowboys ... Favorite television show is "Power" ... Favorite food is ribeye steak ... Helps coach the Starkville Cowboys, a local little league football team.

#10 Leo Lewis – LB

Farrod Green lists him as his most inspirational teammate ... The duo is from the same area in Mississippi and understand each other's struggles of growing up and motivates the two to push harder ... The two have been close friends before becoming teammates at Mississippi State.

#54 Fabien Lovett - DT

Nickname is "Fabo" ... Claims to be a "shy" and "quiet" person ... Likes to play Madden during his free time ... Wears No. 7 because it "means everything" to his family ... Enjoys hunting in his spare time ... Favorite NFL team is the Atlanta Falcons ... Says his baseball skills is his hidden talent.

#7 Marcus Murphy - S

Plays in honor of his mother Demetrick Murphy, who passed away unexpectedly in January, and his son Mason ... Mason is battling a rare genetic abnormality and is searching for a bone marrow transplant ... Wears No. 7 because it "means everything" to his family ... Enjoys hunting in his spare time ... Favorite NFL team is the Atlanta Falcons ... Says his baseball skills is his hidden talent.

#29 C.J. Morgan - S

Played violin before he ever picked up football and continued to play the instrument up until the 9th grade ... Is the oldest of four siblings ... Before every game, listens to his "Old Vibes" playlist, which consists of 70s to 2000s R&B ... Active brother of the Phi Beta Sigma Fraternity ... Loves joking around with his friends ... Favorite artist is Drake ... Says he hates to hold hands with anyone because he has "really sweaty hands."

#8 Maurice Smitherman - CB

Nickname is "Mo" ... He chose to wear No. 8 because of its ties to "new beginnings" in the Bible ... His favorite NFL team is the New England Patriots ... Best advice he ever received is from former Bulldog and NFL star Darius Slay: you have to know "that you are the best on the field" ... Enjoys sour candies ... Also played basketball growing up.

#40 Erroll Thompson - LB

Enjoys listening to music to get hyped on gamedays ... Favorite Mississippi State tradition is the Dawg Walk ... Enjoys hanging out with friends and playing video games in his free time ... Go-to breakfast on gamedays is an omelet ... Played baseball until his junior year of high school ... Claims he was a better baseball player than football player growing up ... Models his game after Luke Kuechly and Bobby Wagner ... Talks to his dad, a former Alabama State football player, after every game ... His father likes to watch game replays and will critique his game.

#50 Tim Washington - LB

Young linebackers on the team call him "Uncle Tim" ... Enjoys fishing and spent the summer taking fishing trips with Cameron Dantzler and Osirus Mitchell ... Has a passion for cooking and grilling ... Battles Darryl Williams for the title of the best griller on the team ... Some of his favorite things to cook/grill are seafood and chicken ... Earned his undergraduate degree in industrial technology in May ... Currently pursuing a master's degree in workforce education leadership.

#67 Paul Blackwell - SNP

Both of his grandfathers – Milton Chandler and James Blackwell served in the military ... Enjoys fishing and boating ... Goal is to work as a petroleum engineer following his football career ... Also played soccer and baseball growing up ... Favorite NFL team is the New Orleans Saints.

#42 Tucker Day - P

Enjoys singing acting ... Several family members are actors ... Skilled at impersonating people and characters ... Avid hockey fan and enjoys playing hockey as well ... Big fan of the Nashville Predators and New York Rangers ... Was an amateur junior hockey player for the Nashville Junior Predators.

#47 - Jace Christmann - K

Born John Christmann V ... His family did not call him John for the first month of his life to avoid the confusion of being a fifth-generation John ... His dad found the name Jace in an old book, which is derived from the initials J.C. ... Learned how to solve a Rubik's Cube over the 2018 season ... Runs a Twitter account dedicated to the Bulldog specialists (@4thDownDawgs).

#48 Scott Goodman - K

Is a triplet ... The only boy of the triplet set and was born second by a minute ... His older sister, Jamie, attends Ole Miss while his younger sister, Sydney, attends Auburn ... He did not grow up playing football, only starting his football career in high school ... Favorite NFL team is the New Orleans Saints ... Also grew up playing soccer and baseball ... Likes to hunt and fish during his free time.

#27 Kody Schexnayder – P/HLD

Nickname is "Shex" ... Has a twin brother, Kyle ... The first sport he actually fell in love with was baseball before finding his passion for football ... Enjoys fishing in his spare time ... His favorite NFL team is the New Orleans Saints ... His family had to overcome tragedy after losing everything in the effects of Hurricane Katrina in 2005.

LONG PLAYS

MISSISSIPPI STATE'S 20+ YARD PLAYS

MSU'S 20+ YARD PLAYS BREAKDOWN

BY PLAY

| | |
|--------------------|-----------|
| Pass | 14 |
| Rush | 9 |
| TOTAL | 23 |

BY GAME

| | |
|-------------------------|---|
| Louisiana | 3 |
| Southern Miss. | 4 |
| Kansas State | 3 |
| Kentucky | 6 |
| Auburn | 6 |
| Tennessee | 1 |
| LSU | |
| Texas A&M | |
| Arkansas | |
| Alabama | |
| Abilene Christian | |
| Ole Miss | |

BY QUARTER

| | |
|-----------|---|
| 1st | 6 |
| 2nd | 6 |
| 3rd | 6 |
| 4th | 5 |

RUSHING

| | |
|-----------------------|---|
| Kylin Hill | 4 |
| Garrett Shrader | 4 |
| Lee Witherspoon | 1 |

PASSING

| | |
|-----------------------|----|
| Garrett Shrader | 10 |
| Tommy Stevens | 4 |

RECEIVING

| | |
|-----------------------|---|
| Osirus Mitchell | 5 |
| Dedrick Thomas | 3 |
| Austin Williams | 2 |
| Malik Dear | 1 |
| Farrod Green | 1 |
| JaVonta Payton | 1 |
| Isaiah Zuber | 1 |

20+ MORE YARD TOUCHDOWNS

| | |
|-----------------------|---|
| Osirus Mitchell | 4 |
| Lee Witherspoon | 1 |

MSU'S 20+ YARD PLAYS FROM SCRIMMAGE

| Yards | Type | Player | Opponent | Qtr. |
|-------|------|--------------------------------------|---------------|------|
| 49 | Rush | Garrett Shrader | Kentucky | 4th |
| 47 | Pass | Farrod Green from Garrett Shrader | Auburn | 2nd |
| 36 | Rush | Garrett Shrader | Kentucky | 2nd |
| 35* | Pass | Osirus Mitchell from Tommy Stevens | Kansas State | 2nd |
| 31* | Pass | Osirus Mitchell from Tommy Stevens | Louisiana | 1st |
| 30 | Pass | JaVonta Payton from Garrett Shrader | Auburn | 4th |
| 28* | Pass | Osirus Mitchell from Tommy Stevens | Southern Miss | 1st |
| 28 | Pass | Austin Williams from Tommy Stevens | Louisiana | 2nd |
| 26 | Pass | Dedrick Thomas from Garrett Shrader | Kansas State | 3rd |
| 25 | Pass | Dedrick Thomas from Garrett Shrader | Kentucky | 3rd |
| 24 | Rush | Garrett Shrader | Auburn | 1st |
| 22 | Rush | Kylin Hill | Kansas State | 2nd |
| 22 | Rush | Kylin Hill | Southern Miss | 1st |
| 22 | Rush | Kylin Hill | Southern Miss | 3rd |
| 22* | Rush | Lee Witherspoon | Southern Miss | 4th |
| 21 | Pass | Osirus Mitchell from Garrett Shrader | Tennessee | 4th |
| 21* | Pass | Osirus Mitchell from Garrett Shrader | Auburn | 3rd |
| 21 | Pass | Dedrick Thomas from Garrett Shrader | Kentucky | 1st |
| 20 | Rush | Garrett Shrader | Auburn | 4th |
| 20 | Pass | Isaiah Zuber from Garrett Shrader | Auburn | 3rd |
| 20 | Pass | Austin Williams from Garrett Shrader | Kentucky | 2nd |
| 20 | Pass | Malik Dear from Garrett Shrader | Kentucky | 3rd |
| 20 | Rush | Kylin Hill | Louisiana | 1st |

*Denotes play resulted in touchdown.

MISSISSIPPI STATE'S LONGEST PLAYS OF THE SEASON

| Type | Play | Opponent |
|---------------------|--|-------------------------|
| Rushing | 49 yards by Garrett Shrader | vs. Kentucky (9/21) |
| Rushing Touchdown | 22 yards by Lee Witherspoon | vs. Southern Miss (9/7) |
| Passing | 47 yards by Garrett Shrader to Farrod Green | vs. Auburn (9/28) |
| Passing Touchdown | 35 yards by Tommy Stevens to Osirus Mitchell | vs. Kansas State (9/14) |
| Punt Return | 40 yards by Malik Dear | vs. Louisiana (8/31) |
| Kick Return | 24 yards by JaVonta Payton | vs. Kansas State (9/14) |
| Interception Return | 52 yards by Willie Gay Jr. | vs. Kentucky (9/21) |
| Punt | 59 yards by Tucker Day | vs. Southern Miss (9/7) |
| Field Goal | 51 yards by Jace Christmann | vs. Tennessee (10/12) |

MISCELLANEOUS STATS

Games with a Reception

| Player | '16 | '17 | '18 | '19 | Career |
|---------------------------|-----|-----|-----|-----|--------|
| #1 Stephen Guidry | -- | -- | 12 | 4 | 16 |
| #2 Deddrick Thomas | 3 | 11 | 10 | 6 | 30 |
| #3 Devonta Jason | -- | -- | 2 | -- | 2 |
| #4 JaVonta Payton | -- | -- | -- | 4 | 4 |
| #5 Osirus Mitchell | -- | 5 | 10 | 6 | 21 |
| #8 Kylin Hill | -- | 3 | 10 | 4 | 17 |
| #9 Malik Dear (10 in '15) | 10 | -- | 1 | 1 | 22 |
| #12 Isaiah Zuber | -- | -- | -- | 4 | 4 |
| #18 Cameron Gardner | -- | -- | -- | 1 | 1 |
| #21 Nick Gibson | 0 | 3 | 5 | -- | 8 |
| #25 Brad Cumbest | -- | -- | 1 | -- | 1 |
| #82 Farrod Green | 6 | 5 | 9 | 5 | 25 |
| #84 Dontea Jones | -- | 0 | 4 | 3 | 7 |
| #85 Austin Williams | -- | -- | 7 | 3 | 10 |

Games with 5+ Receptions

| Player | '16 | '17 | '18 | '19 | Career |
|--------------------------|-----|-----|-----|-----|--------|
| #1 Stephen Guidry | -- | -- | 0 | -- | 0 |
| #2 Deddrick Thomas | 0 | 0 | 0 | -- | 0 |
| #3 Devonta Jason | -- | -- | 0 | -- | 0 |
| #5 Osirus Mitchell | -- | 0 | 2 | 4 | 5 |
| #8 Kylin Hill | -- | 0 | 1 | -- | 1 |
| #9 Malik Dear (1 in '15) | 0 | -- | 0 | -- | 1 |
| #21 Nick Gibson | 0 | 0 | 0 | -- | 0 |
| #25 Brad Cumbest | -- | -- | 0 | -- | 0 |
| #82 Farrod Green | 0 | 0 | 0 | -- | 0 |
| #84 Dontea Jones | -- | 0 | 0 | -- | 0 |
| #85 Austin Williams | -- | -- | 0 | -- | 0 |

Receptions of 20+ Yards

| Player | '16 | '17 | '18 | '19 | Career |
|--------------------------|-----|-----|-----|-----|--------|
| #1 Stephen Guidry | -- | -- | 9 | -- | 9 |
| #2 Deddrick Thomas | 0 | 4 | 4 | 3 | 11 |
| #3 Devonta Jason | -- | -- | 1 | 1 | 2 |
| #5 Osirus Mitchell | -- | -- | 7 | 4 | 11 |
| #8 Kylin Hill | -- | 0 | 2 | -- | 2 |
| #9 Malik Dear (1 in '15) | 4 | -- | 0 | -- | 5 |
| #21 Nick Gibson | 0 | 0 | 0 | -- | 0 |
| #25 Brad Cumbest | -- | -- | 1 | -- | 1 |
| #82 Farrod Green | 0 | 4 | 0 | 1 | 5 |
| #84 Dontea Jones | -- | 0 | 1 | -- | 1 |
| #85 Austin Williams | -- | -- | 3 | 2 | 5 |

Receptions of 50+ Yards

| Player | '16 | '17 | '18 | '19 | Career |
|--------------------------|-----|-----|-----|-----|--------|
| #1 Stephen Guidry | -- | -- | 2 | -- | 2 |
| #2 Deddrick Thomas | 0 | 0 | 0 | -- | 0 |
| #3 Devonta Jason | -- | -- | 0 | -- | 0 |
| #5 Osirus Mitchell | -- | -- | 1 | -- | 1 |
| #8 Kylin Hill | -- | -- | 1 | -- | 1 |
| #9 Malik Dear (0 in '15) | 0 | -- | 0 | -- | 0 |
| #21 Nick Gibson | 0 | 0 | 0 | -- | 0 |
| #25 Brad Cumbest | -- | -- | 0 | -- | 0 |
| #82 Farrod Green | 0 | 1 | 0 | -- | 1 |
| #84 Dontea Jones | -- | 0 | 0 | -- | 0 |
| #85 Austin Williams | -- | -- | 0 | -- | 0 |

Receptions for a First Down

| Player | '16 | '17 | '18 | '19 | Career |
|---------------------------|-----|-----|-----|-----|--------|
| #1 Stephen Guidry | -- | -- | 15 | 9 | 24 |
| #2 Deddrick Thomas | 3 | 10 | 10 | 6 | 29 |
| #3 Devonta Jason | -- | -- | 2 | -- | 2 |
| #5 Osirus Mitchell | -- | 3 | 13 | 17 | 33 |
| #8 Kylin Hill | -- | 1 | 6 | 4 | 11 |
| #9 Malik Dear (14 in '15) | 13 | -- | 1 | 2 | 30 |
| #12 Isaiah Zuber | -- | -- | -- | 2 | 2 |
| #18 Cameron Gardner | -- | -- | -- | 1 | 1 |
| #21 Nick Gibson | 0 | 2 | 2 | 0 | 4 |
| #25 Brad Cumbest | -- | -- | 1 | -- | 1 |
| #82 Farrod Green | 7 | 5 | 5 | 6 | 23 |
| #84 Dontea Jones | -- | 0 | 3 | 3 | 6 |
| #85 Austin Williams | -- | -- | 5 | 4 | 9 |

100-Yards Receiving

| Player | '16 | '17 | '18 | '19 | Career |
|--------------------------|-----|-----|-----|-----|--------|
| #1 Stephen Guidry | -- | -- | 1 | -- | 1 |
| #2 Deddrick Thomas | 0 | 0 | 0 | -- | 0 |
| #3 Devonta Jason | -- | -- | 0 | -- | 0 |
| #5 Osirus Mitchell | -- | 0 | 1 | -- | 1 |
| #8 Kylin Hill | -- | 0 | 0 | -- | 0 |
| #9 Malik Dear (0 in '15) | 0 | -- | 0 | -- | 0 |
| #21 Nick Gibson | 0 | 0 | 0 | -- | 0 |
| #25 Brad Cumbest | -- | -- | 0 | -- | 0 |
| #82 Farrod Green | 0 | 0 | 0 | -- | 0 |
| #84 Dontea Jones | -- | 0 | 0 | -- | 0 |
| #85 Austin Williams | -- | -- | 0 | -- | 0 |

Games with a Receiving TD

| Player | '16 | '17 | '18 | '19 | Career |
|--------------------------|-----|-----|-----|-----|--------|
| #1 Stephen Guidry | -- | -- | 3 | 2 | 5 |
| #2 Deddrick Thomas | 1 | 4 | 2 | 1 | 8 |
| #3 Devonta Jason | -- | -- | 0 | -- | 0 |
| #5 Osirus Mitchell | -- | 0 | 3 | 4 | 7 |
| #8 Kylin Hill | -- | 0 | 4 | -- | 4 |
| #9 Malik Dear (1 in '15) | 2 | -- | 0 | -- | 3 |
| #21 Nick Gibson | 0 | 0 | 0 | -- | 0 |
| #25 Brad Cumbest | -- | -- | 0 | -- | 0 |
| #82 Farrod Green | 1 | 0 | 0 | -- | 1 |
| #84 Dontea Jones | -- | 0 | 1 | -- | 1 |
| #85 Austin Williams | -- | -- | 2 | 1 | 3 |

Games with Multiple Receiving TDs

| Player | '16 | '17 | '18 | '19 | Career |
|--------------------------|-----|-----|-----|-----|--------|
| #1 Stephen Guidry | -- | -- | 0 | -- | 0 |
| #2 Deddrick Thomas | 0 | 0 | 0 | -- | 0 |
| #3 Devonta Jason | -- | -- | 0 | -- | 0 |
| #5 Osirus Mitchell | -- | 0 | 1 | -- | 1 |
| #8 Kylin Hill | -- | 0 | 0 | -- | 0 |
| #9 Malik Dear (1 in '15) | 0 | -- | 0 | -- | 1 |
| #21 Nick Gibson | 0 | 0 | 0 | -- | 0 |
| #25 Brad Cumbest | -- | -- | 0 | -- | 0 |
| #82 Farrod Green | 0 | 0 | 0 | -- | 0 |
| #84 Dontea Jones | -- | 0 | 0 | -- | 0 |
| #85 Austin Williams | -- | -- | 1 | -- | 1 |

Runs of 10+ Yards

| Player | '16 | '17 | '18 | '19 | Career |
|--------------------|-----|-----|-----|-----|--------|
| #6 Garrett Shrader | -- | -- | -- | 20 | 20 |
| #8 Kylin Hill | -- | 14 | 19 | 20 | 53 |
| #21 Nick Gibson | 2 | 8 | 5 | 3 | 18 |

Runs of 20+ Yards

| Player | '16 | '17 | '18 | '19 | Career |
|--------------------|-----|-----|-----|-----|--------|
| #6 Garrett Shrader | -- | -- | -- | 7 | 7 |
| #8 Kylin Hill | -- | 1 | 5 | 4 | 11 |
| #21 Nick Gibson | 0 | 1 | 2 | -- | 3 |

Runs of 50+ Yards

| Player | '16 | '17 | '18 | '19 | Career |
|-----------------|-----|-----|-----|-----|--------|
| #8 Kylin Hill | -- | 0 | 1 | -- | 1 |
| #21 Nick Gibson | 0 | 0 | 1 | -- | 1 |

Rushing First Downs

| Player | '16 | '17 | '18 | '19 | Career |
|--------------------|-----|-----|-----|-----|--------|
| #6 Garrett Shrader | -- | -- | -- | 20 | 20 |
| #8 Kylin Hill | -- | 22 | 37 | 31 | 90 |
| #21 Nick Gibson | 3 | 11 | 11 | 3 | 28 |

100-Yards Rushing

| Player | '16 | '17 | '18 | '19 | Career |
|--------------------|-----|-----|-----|-----|--------|
| #6 Garrett Shrader | -- | -- | -- | 2 | 2 |
| #8 Kylin Hill | -- | 0 | 3 | 4 | 7 |
| #21 Nick Gibson | 0 | 0 | 0 | -- | 0 |

Games with a Rushing Touchdown

| Player | '16 | '17 | '18 | '19 | Career |
|--------------------|-----|-----|-----|-----|--------|
| #6 Garrett Shrader | -- | -- | -- | 2 | 2 |
| #7 Tommy Stevens | -- | -- | -- | 2 | 2 |
| #8 Kylin Hill | -- | 2 | 3 | 3 | 8 |
| #21 Nick Gibson | 0 | 1 | 1 | 2 | 4 |

Games with Multiple Rushing TDs

| Player | '16 | '17 | '18 | '19 | Career |
|-----------------|-----|-----|-----|-----|--------|
| #8 Kylin Hill | -- | 0 | 1 | 1 | 2 |
| #21 Nick Gibson | 0 | 0 | 0 | -- | 0 |

CAREER/GAME-BY-GAME STARTS

MISSISSIPPI STATE CAREER STARTS BY POSITION

OFFENSE

LEFT TACKLE

Greg Eiland - 17
Tyre Phillips - 6

LEFT GUARD

Darryl Williams - 25
Michael Story - 3
Tommy Champion - 2
Dareuan Parker - 4

CENTER

Darryl Williams - 6

RIGHT GUARD

Stewart Reese - 6

RIGHT TACKLE

Stewart Reese - 26
Greg Eiland - 6

TIGHT END

Farrod Green - 27
Geor'quarius Spivey - 1

WIDE RECEIVER

Osirus Mitchell - 19
Dedrick Thomas - 13
Malik Dear - 9
Stephen Guidry - 8
Austin Williams - 5
Isaiah Zuber - 2
Cameron Gardner - 1

RUNNING BACK

Kylin Hill - 17
Nick Gibson - 1

QUARTERBACK

Tommy Stevens - 5
Keytaon Thompson - 2
Garrett Shrader - 1

DEFENSE

DEFENSIVE END

Fletcher Adams - 7
Chauncey Rivers - 6
Marquiss Spencer - 6

DEFENSIVE TACKLE

Fabien Lovett - 6
Lee Autry - 4
Jaden Crumedy - 3
Fletcher Adams - 1
Kobe Jones - 1

LINEBACKER

Leo Lewis - 41
Erroll Thompson - 22
Willie Gay Jr. - 6

SAFETY

Brian Cole II - 10
Jaquarius Landrews - 9
C.J. Morgan - 9

CORNERBACK

Cameron Dantzler - 18
Maurice Smitherman - 8
Tyler Williams - 1

MISSISSIPPI STATE OFFENSIVE GAME-BY-GAME STARTERS IN 2019

| Game | WR (X) | WR (H) | WR (Z) | LT | LG | C | RG | RT | TE | RB | QB |
|-------------------|------------|----------------|-------------|-------------|-------------|-------------|----------|-----------|----------|---------|------------|
| at Louisiana | C. Gardner | D. Thomas | O. Mitchell | T. Phillips | D. Parker | D. Williams | S. Reese | G. Eiland | F. Green | K. Hill | T. Stevens |
| Southern Miss | S. Guidry | D. Thomas | O. Mitchell | T. Phillips | T. Champion | D. Williams | S. Reese | G. Eiland | F. Green | K. Hill | T. Stevens |
| Kansas State | S. Guidry | D. Thomas | O. Mitchell | T. Phillips | T. Champion | D. Williams | S. Reese | G. Eiland | F. Green | K. Hill | T. Stevens |
| Kentucky | I. Zuber | G. Spivey (TE) | O. Mitchell | T. Phillips | D. Parker | D. Williams | S. Reese | G. Eiland | F. Green | K. Hill | G. Shrader |
| at Auburn | S. Guidry | D. Thomas | O. Mitchell | T. Phillips | D. Parker | D. Williams | S. Reese | G. Eiland | F. Green | K. Hill | T. Stevens |
| at Tennessee | I. Zuber | D. Thomas | O. Mitchell | T. Phillips | D. Parker | D. Williams | S. Reese | G. Eiland | F. Green | K. Hill | T. Stevens |
| LSU | | | | | | | | | | | |
| at Texas A&M | | | | | | | | | | | |
| at Arkansas | | | | | | | | | | | |
| Alabama | | | | | | | | | | | |
| Abilene Christian | | | | | | | | | | | |
| Ole Miss | | | | | | | | | | | |

MISSISSIPPI STATE DEFENSIVE GAME-BY-GAME STARTERS IN 2019

| Game | DE | DT | NG | DE | WLB | MLB | S/LB | CB | FS | SS | CB |
|-------------------|-----------|------------|-----------|------------|----------|-------------|------------|---------------|-----------|-------------|-------------|
| at Louisiana | C. Rivers | J. Crumedy | F. Lovett | M. Spencer | L. Lewis | E. Thompson | B. Cole II | M. Smitherman | C. Morgan | J. Landrews | C. Dantzler |
| Southern Miss | C. Rivers | L. Autry | F. Lovett | M. Spencer | L. Lewis | E. Thompson | B. Cole II | M. Smitherman | C. Morgan | J. Landrews | C. Dantzler |
| Kansas State | C. Rivers | J. Crumedy | F. Lovett | M. Spencer | L. Lewis | E. Thompson | B. Cole II | M. Smitherman | C. Morgan | J. Landrews | T. Williams |
| Kentucky | C. Rivers | L. Autry | F. Lovett | M. Spencer | L. Lewis | E. Thompson | B. Cole II | M. Smitherman | C. Morgan | J. Landrews | C. Dantzler |
| at Auburn | C. Rivers | J. Crumedy | F. Lovett | M. Spencer | L. Lewis | E. Thompson | B. Cole II | M. Smitherman | C. Morgan | J. Landrews | C. Dantzler |
| at Tennessee | C. Rivers | L. Autry | F. Lovett | M. Spencer | L. Lewis | E. Thompson | B. Cole II | M. Smitherman | C. Morgan | J. Landrews | C. Dantzler |
| LSU | | | | | | | | | | | |
| at Texas A&M | | | | | | | | | | | |
| at Arkansas | | | | | | | | | | | |
| Alabama | | | | | | | | | | | |
| Abilene Christian | | | | | | | | | | | |
| Ole Miss | | | | | | | | | | | |

CAREER PARTICIPATION

MISSISSIPPI STATE CAREER STARTS/PARTICIPATION CHART

| Player | '16 | '17 | '18 | '19 | Total |
|--------------------|-------|-------|-------|-----|-------|
| Fletcher Adams | 11/0 | 13/6 | 13/2 | 6/0 | 43/8 |
| Somon Anderson | -- | -- | 2/0 | 2/0 | 4/0 |
| Lee Autry | -- | -- | 13/1 | 3/3 | 16/4 |
| Paul Blackwell | -- | -- | -- | 6/0 | 6/0 |
| Aaron Brule | -- | -- | 4/0 | 6/0 | 10/0 |
| Logan Burnett | -- | 2/0 | 2/0 | 1/0 | 5/0 |
| Tommy Champion | -- | -- | 6/0 | 6/2 | 12/2 |
| Korey Charles | -- | 3/0 | 7/0 | 2/0 | 12/0 |
| Brian Cole II | -- | -- | 5/4 | 6/6 | 11/10 |
| Jace Christmann | -- | 13/0 | 13/0 | 5/0 | 31/0 |
| Aadreekis Conner | -- | -- | -- | 5/0 | 5/0 |
| Londyn Craft | -- | -- | 2/0 | 3/0 | 5/0 |
| Charles Cross | -- | -- | -- | 2/0 | 2/0 |
| Jaden Crumedy | -- | -- | 2/0 | 6/3 | 8/3 |
| Brad Cumbest | -- | -- | 3/0 | 5/0 | 8/0 |
| Cameron Dantzler | -- | 13/0 | 13/13 | 5/5 | 31/18 |
| Tucker Day | -- | 2/0 | 13/0 | 6/0 | 21/0 |
| Malik Dear * | 12/9 | 0/0 | 11/0 | 6/0 | 40/9 |
| Taury Dixon | -- | -- | 10/0 | 3/0 | 13/0 |
| Collin Duncan | -- | -- | -- | 5/0 | 5/0 |
| Greg Eiland | -- | 13/4 | 13/13 | 6/6 | 32/23 |
| Martin Emerson | -- | -- | -- | 6/0 | 6/0 |
| Raymond Freeman | -- | -- | 2/0 | -- | 2/0 |
| Esaias Furdge | -- | -- | 2/0 | -- | 2/0 |
| Cameron Gardner | -- | -- | 3/0 | 6/1 | 9/1 |
| Willie Gay Jr. | -- | 13/0 | 13/6 | 2/0 | 28/6 |
| Nick Gibson | 3/0 | 13/1 | 9/0 | 4/0 | 29/1 |
| Scott Goodman | -- | -- | 13/0 | 6/0 | 19/0 |
| Farrod Green | 12/8 | 13/13 | 13/0 | 6/6 | 44/27 |
| Landon Guidry | -- | -- | 8/0 | 6/0 | 14/0 |
| Stephen Guidry | -- | -- | 13/5 | 5/3 | 18/8 |
| Kylin Hill | -- | 13/0 | 11/11 | 6/6 | 30/17 |
| James Jackson | -- | -- | 4/0 | 6/0 | 10/0 |
| Devonta Jason | -- | -- | 13/0 | 1/0 | 14/0 |
| R.J. Jennings | -- | -- | 9/0 | 3/0 | 12/0 |
| Jett Johnson | -- | -- | 2/0 | -- | 2/0 |
| Kwatrivous Johnson | -- | -- | 2/0 | -- | 2/0 |
| Dontea Jones | -- | 4/0 | 12/0 | 5/0 | 21/0 |
| Jarrian Jones | -- | -- | -- | 6/0 | 6/0 |
| Kendell Jones | 1/0 | 4/0 | 1/0 | 4/0 | 10/0 |
| Kobe Jones | -- | 13/0 | 13/1 | 6/0 | 32/1 |
| Sh'mar Kilby-Lane | -- | -- | 6/0 | 5/0 | 11/0 |
| Jaquarius Landrews | -- | -- | 10/3 | 6/6 | 16/9 |
| Jordan Lawless | -- | -- | 2/0 | 1/0 | 3/0 |
| Leo Lewis | 13/13 | 13/12 | 12/10 | 6/6 | 44/41 |
| Fabien Lovett | -- | -- | 2/0 | 6/6 | 8/6 |
| Jalen Mayden | -- | -- | 3/0 | -- | 3/0 |
| Osirus Mitchell | -- | 9/0 | 13/13 | 6/6 | 28/19 |
| C.J. Morgan | -- | 10/0 | 13/3 | 6/6 | 29/9 |
| Marcus Murphy | -- | -- | 12/0 | 2/0 | 14/0 |
| Aaron Odom | -- | -- | 2/0 | 1/0 | 3/0 |
| Dareau Parker | -- | 12/0 | 13/0 | 4/4 | 29/4 |
| JaVonta Payton | -- | -- | -- | 5/0 | 5/0 |

| Player | '16 | '17 | '18 | '19 | Total |
|---------------------|------|-------|-------|-----|-------|
| Fred Peters | -- | -- | -- | 6/0 | 6/0 |
| Tyre Phillips | -- | -- | 13/0 | 6/6 | 19/6 |
| Nathan Pickering | -- | -- | -- | 2/0 | 2/0 |
| Shawn Preston | -- | -- | 1/0 | 2/0 | 3/0 |
| J.P. Purvis | -- | -- | -- | 4/0 | 4/0 |
| Jaylon Reed | -- | -- | 3/0 | -- | 3/0 |
| Stewart Reese | -- | 13/13 | 13/13 | 6/6 | 32/32 |
| Chauncey Rivers | -- | -- | 13/0 | 6/6 | 19/6 |
| Robert Rivers | -- | -- | 3/0 | 1/0 | 4/0 |
| Devon Robinson | -- | -- | 1/0 | -- | 1/0 |
| Demonte Russell | -- | -- | -- | 3/0 | 3/0 |
| Kody Schexnayder | 4/0 | 1/0 | 13/0 | 6/0 | 24/0 |
| LaQuinston Sharp | -- | -- | -- | 3/0 | 3/0 |
| Joshua Short | -- | -- | 1/0 | -- | 1/0 |
| Garrett Shrader | -- | -- | -- | 5/1 | 5/1 |
| Maurice Smitherman | 10/0 | 13/0 | 13/2 | 6/6 | 42/8 |
| Marquiss Spencer | 12/0 | 13/0 | 4/0 | 6/6 | 35/6 |
| Geor'quarius Spivey | -- | -- | 3/0 | 6/1 | 9/1 |
| Tommy Stevens | -- | -- | -- | 5/5 | 5/5 |
| Michael Story | 8/2 | 6/0 | 9/1 | 5/0 | 28/3 |
| Nathan Swanson | -- | -- | 2/0 | -- | 2/0 |
| Dedrick Thomas | 10/0 | 13/0 | 13/8 | 6/5 | 42/13 |
| Erroll Thompson | -- | 13/3 | 13/13 | 6/6 | 32/22 |
| Keytaon Thompson | -- | 10/1 | 9/1 | -- | 19/2 |
| Sherman Timbs | -- | -- | 1/0 | 6/0 | 6/0 |
| Powers Warren | -- | -- | 5/0 | 1/0 | 6/0 |
| Tim Washington | 12/0 | 13/0 | 13/0 | 5/0 | 43/0 |
| Nathaniel Watson | -- | -- | 2/0 | 2/0 | 4/0 |
| Evans Wilkerson | 12/0 | 13/0 | 13/0 | 6/0 | 44/0 |
| Austin Williams | -- | -- | 13/5 | 6/0 | 19/5 |
| Darryl Williams | 7/0 | 13/13 | 12/12 | 6/6 | 38/31 |
| Tyler Williams | -- | -- | 9/0 | 4/1 | 13/1 |
| Lee Witherspoon | -- | -- | -- | 4/0 | 4/0 |
| Cameron Young | -- | -- | 1/0 | 5/0 | 5/0 |
| Isaiah Zuber | -- | -- | -- | 6/2 | 6/2 |

* 11/0 in 2015

CAREER HIGHS

MISSISSIPPI STATE OFFENSIVE/SPECIAL TEAMS CAREER HIGHS

#1 WR STEPHEN GUIDRY

| | |
|-----------------|----------------------------------|
| Receptions | 4 at Louisiana (8-31-19) |
| Receiving Yards | 130 vs. Texas A&M (10-27-18) |
| Receiving TDs | 1, (5x) last at Auburn (9-28-19) |
| Long Reception | 84 vs. Texas A&M (10-27-18) |

#2 WR DEDDRICK THOMAS

| | |
|-------------------|---|
| Receptions | 4, vs. Ole Miss (11-23-17) |
| Receiving Yards | 70, vs. LA Tech (11-3-18) |
| Receiving TDs | 1, (5x) last vs Tennessee (10-12-19) |
| Long Reception | 44, vs. Louisiana (9-15-18) |
| Punt Returns | 4, vs. Massachusetts (11-3-17) |
| Punt Return Yards | 104, vs. Massachusetts (11-3-17) |
| Long Punt Return | 83 vs. Massachusetts (11-3-17) |
| Kick Returns | 5, vs. Louisville (12-30-17) |
| Kick Return Yards | 110, vs. Louisville (12-30-17) |
| Long Kick Return | 22, (twice) last at Ole Miss (11-22-18) |

#3 WR DEVONTA JASON

| | |
|-----------------|---------------------------------------|
| Receptions | 1, (twice) last vs. LA Tech (11-3-18) |
| Receiving Yards | 25, vs. Stephen F. Austin (9-1-18) |
| Receiving TDs | none |
| Long Reception | 25, vs. Stephen F. Austin (9-1-18) |

#4 JAVONTA PAYTON

| | |
|-----------------|---------------------------|
| Receptions | 2, vs. Kentucky (9-21-19) |
| Receiving Yards | 30, at Auburn (9-28-19) |
| Long Reception | 30, at Auburn (9-28-19) |

#5 WR OSIRUS MITCHELL

| | |
|-----------------|-------------------------------------|
| Receptions | 6, (3x) last at Louisiana (8-31-19) |
| Receiving Yards | 114, vs. Stephen F. Austin (9-1-18) |
| Receiving TDs | 2, vs. Stephen F. Austin (9-1-18) |
| Long Reception | 84, vs. Stephen F. Austin (9-1-18) |

#6 QB GARRETT SHRADER

| | |
|---------------|----------------------------------|
| Completions | 17, vs. Kentucky (9-21-19) |
| Attempts | 23, at Auburn (9-28-19) |
| Passing Yards | 209, at Auburn (9-28-19) |
| Passing TDs | 2, at Auburn (9-28-19) |
| Long Pass | 47, at Auburn (9-28-19) |
| Rushes | 16, at Auburn (9-28-19) |
| Rushing Yards | 125, vs. Kentucky (9-21-19) |
| Rushing TDs | 1, (2x) last at Auburn (9-28-19) |
| Long Rush | 49, vs. Kentucky (9-21-19) |

#7 QB TOMMY STEVENS

| | |
|-----------------|---|
| Completions | 20, at Louisiana (8-31-19) |
| Attempts | 30, at Louisiana (8-31-19) |
| Passing Yards | 236, at Louisiana (8-31-19) |
| Passing TDs | 2, (twice) last vs. Southern Miss (9-7-19) |
| Long Pass | 35, (twice) last vs. Kansas State (9-14-19) |
| Rushes | 12, at Maryland (11-25-17)* |
| Rushing Yards | 113, at Maryland (11-25-17)* |
| Rushing TDs | 3, at Maryland (11-25-17)* |
| Long Rush | 45, vs. Iowa (11-5-16)* |
| Receptions | 3, vs. Washington (12-30-17)* |
| Receiving Yards | 22, vs. Nebraska (11-18-17)* |
| Receiving TDs | 1, (twice) last at Northwestern (10-7-17)* |
| Long Reception | 13, vs. Nebraska (11-18-17)* |

* achieved while playing at Penn State

#8 RB KYLIN HILL

| | |
|-----------------|------------------------------------|
| Rushes | 27, at Louisiana (8-31-19) |
| Rushing Yards | 211, at Kansas State (9-8-18) |
| Rushing TDs | 3, vs. Kentucky (9-21-19) |
| Long Rush | 52, at Kansas State (9-8-18) |
| Receptions | 5, vs. LA Tech (11-3-18) |
| Receiving Yards | 53, vs. Stephen F. Austin (9-1-18) |
| Receiving TDs | 1, (4x) last vs. Iowa (1-1-19) |
| Long Reception | 53, vs. Stephen F. Austin (9-1-18) |

#9 WR MALIK DEAR

| | |
|-------------------|---|
| Receptions | 6, vs. LA Tech (10-17-15) |
| Receiving Yards | 70, vs. LA Tech (10-17-15) |
| Receiving TDs | 2, vs. Ole Miss (11-28-15) |
| Long Reception | 27, vs. LA Tech (10-17-15) |
| Rushes | 5, at Kentucky (10-22-16) |
| Rushing Yards | 77, at Kentucky (10-22-16) |
| Long Rush | 52, at Texas A&M (10-3-15) |
| Punt Returns | 2, (twice) last vs. Louisiana (8-31-19) |
| Punt Return Yards | 40, at Louisiana (8-31-19) |
| Long Punt Return | 40, at Louisiana (8-31-19) |
| Kick Returns | 4, vs. Arkansas (11-19-16) |
| Kick Return Yards | 56, vs. LA Tech (10-17-15) |
| Long Kick Return | 34, vs. LA Tech (10-17-15) |

#12 WR ISAAH ZUBER

| | |
|-------------------|--|
| Receptions | 10, at West Virginia (9-22-18)* |
| Receiving Yards | 144, vs. UTSA (9-15-18)* |
| Receiving TDs | 2, (twice) last vs. Iowa State (11-24-18)* |
| Long Reception | 72, vs. UTSA (9-15-18)* |
| Punt Returns | 4, at TCU (11-3-18)* |
| Punt Return Yards | 92, at South Dakota (9-1-18)* |
| Long Punt Return | 85, at South Dakota (9-1-18)* |

* achieved while playing at Kansas State

#18 WR CAMERON GARDNER

| | |
|-----------------|-------------------------------|
| Receptions | 1, vs. Southern Miss (9-7-19) |
| Receiving Yards | 7, vs. Southern Miss (9-7-19) |
| Receiving TDs | none |
| Long Reception | 7, vs. Southern Miss (9-7-19) |

#21 RB NICK GIBSON

| | |
|-----------------|---|
| Rushes | 9, vs. Arkansas (11-17-18) |
| Rushing Yards | 64, vs. LA Tech (11-3-18) |
| Rushing TDs | 1, (4x) last vs. Southern Miss (9-7-19) |
| Long Rush | 62, vs. LA Tech (11-3-18) |
| Receptions | 1, (several times) |
| Receiving Yards | 12, (twice) last at LSU (10-20-18) |
| Long Reception | 12, (twice) last at LSU (10-20-18) |

#22 RB LEE WITHERSPOON

| | |
|---------------|--------------------------------|
| Rushes | 7, vs. Southern Miss (9-7-18) |
| Rushing Yards | 40, vs. Southern Miss (9-7-18) |
| Rushing TDs | 1, vs. Southern Miss (9-7-18) |
| Long Rush | 22, vs. Southern Miss (9-7-18) |

#25 WR BRAD CUMBEST

| | |
|-----------------|-----------------------------|
| Receptions | 1, vs. Louisiana (9-15-18) |
| Receiving Yards | 21, vs. Louisiana (9-15-18) |
| Receiving TDs | none |
| Long Reception | 21, vs. Louisiana (9-15-18) |

#32 RB ROBERT RIVERS

| | |
|---------------|-----------------------------|
| Rushes | 3, vs. Louisiana (9-15-18) |
| Rushing Yards | 21, vs. Louisiana (9-15-18) |
| Rushing TDs | none |
| Long Rush | 9, vs. Louisiana (9-15-18) |

#82 TE FARROD GREEN

| | |
|-----------------|--------------------------------------|
| Receptions | 3, (5x) last at Auburn (9-28-19) |
| Receiving Yards | 69, at Auburn (9-28-19) |
| Receiving TDs | 1, at Massachusetts (9-24-16) |
| Long Reception | 62, vs. Charleston Southern (9-2-17) |

#84 TE DONTA JONES

| | |
|-----------------|--|
| Receptions | 2, (twice) last vs. Kansas State (9-14-19) |
| Receiving Yards | 32, vs. Kansas State (9-14-19) |
| Receiving TDs | 1, vs. Stephen F. Austin (9-1-18) |
| Long Reception | 26, vs. Kansas State (9-14-19) |

#85 WR AUSTIN WILLIAMS

| | |
|-----------------|-----------------------------|
| Receptions | 3, at Louisiana (8-31-19) |
| Receiving Yards | 52, vs. Arkansas (11-17-18) |
| Receiving TDs | 2, vs. Arkansas (11-17-18) |
| Long Reception | 33, vs. Arkansas (11-17-18) |

#26 K JORDAN LAWLESS

| | |
|---------------------|----------------------------|
| Field Goal Attempts | 2, at Louisiana (8-31-19) |
| Field Goals Made | 1, at Louisiana (8-31-19) |
| Field Goal Long | 37, at Louisiana (8-31-19) |
| PATs Made | 5, at Louisiana (8-31-19) |
| Kickoffs | none |
| Kickoff Yards | none |
| Kickoff Average | none |

#27 P KODY SCHEXNAYDER

| | |
|------------------------|--|
| Punts | 7, at Alabama (11-12-16) |
| Punt Yards | 210, at Alabama (11-12-16) |
| Punt Average | 46.67, at Ole Miss (11-26-16) |
| Long Punt | 52, vs. Texas A&M (11-5-16) |
| 50+ Yard Punts | 1, (twice) last at Ole Miss (11-26-16) |
| Punts Downed Inside 20 | 2, at Alabama (11-12-16) |

#42 P TUCKER DAY

| | |
|------------------------|--|
| Punts | 8, at Alabama (11-10-18) |
| Punt Yards | 294, at Alabama (11-10-18) |
| Punt Average | 50.4, vs. Iowa (1-1-19) |
| Long Punt | 70, vs. Iowa (1-1-19) |
| 50+ Yard Punts | 2, (twice) last vs. Southern Miss (9-7-19) |
| Punts Downed Inside 20 | 3, (3x) last vs. Southern Miss (9-7-19) |

#47 K JACE CHRISTMANN

| | |
|---------------------|----------------------------------|
| Field Goal Attempts | 4, vs. Auburn (10-6-18) |
| Field Goals Made | 3, (3x) last vs. Iowa (1-1-19) |
| Field Goal Long | 51, vs. Tennessee (10-12-19) |
| PATs Made | 8, vs. Louisiana (9-15-18) |
| Kickoffs | 1, (4x) last at Auburn (9-28-19) |
| Kickoff Yards | 44, vs. LA Tech (11-3-18) |
| Kickoff Average | 44.0, vs. LA Tech (11-3-18) |

#47 K SCOTT GOODMAN

| | |
|-----------------|--|
| Kickoffs | 10, vs. Stephen F. Austin (9-1-18) |
| Kickoff Yards | 643, vs. Stephen F. Austin (9-1-18) |
| Kickoff Average | 65.0, (twice) last at Alabama (11-10-18) |

#97 P REED BOWMAN

| | |
|------------------------|---------------------------|
| Punts | 2, at Auburn (9-28-19) |
| Punt Yards | 82, at Auburn (9-28-19) |
| Punt Average | 41.0, at Auburn (9-28-19) |
| Long Punt | 51, at Auburn (9-28-19) |
| 50+ Yard Punt | 1, at Auburn (9-28-19) |
| Punts Downed Inside 20 | 1, at Auburn (9-28-19) |

CAREER HIGHS

MISSISSIPPI STATE DEFENSIVE CAREER HIGHS

#1 CB MARTIN EMERSON

| | |
|-------------------|-------------------------------|
| Tackles | 6, at Auburn (9-28-19) |
| TFL | 1.0, at Auburn (9-28-19) |
| Sacks | none |
| PBU | none |
| Interceptions | 1, vs. Southern Miss (9-7-19) |
| Fumbles Forced | none |
| Fumbles Recovered | none |

#2 CB JARRIAN JONES

| | |
|-------------------|-------------------------------|
| Tackles | 2, at Auburn (9-28-19) |
| TFL | none |
| Sacks | none |
| PBU | 1, vs. Kansas State (9-14-19) |
| Interceptions | none |
| Fumbles Forced | none |
| Fumbles Recovered | 1, vs. Kansas State (9-14-19) |

#3 CB CAMERON DANTZLER

| | |
|-------------------|--|
| Tackles | 7, (twice) last at Louisiana (8-31-19) |
| TFL | 1.0, (3x) last at Alabama (11-10-18) |
| Sacks | 1.0, at Alabama (11-10-18) |
| PBU | 3, (3x) last vs. Kentucky (9-21-19) |
| Interceptions | 1, (5x) last vs. Tennessee (10-12-19) |
| Fumbles Forced | none |
| Fumbles Recovered | 1, at Louisiana (8-31-19) |

#5 DE CHAUNCEY RIVERS

| | |
|-------------------|---------------------------------------|
| Tackles | 5, vs. Tennessee (10-12-19) |
| TFL | 2.0, vs. Louisiana (9-15-18) |
| Sacks | 1.0, (2x) last vs. Kentucky (9-21-19) |
| PBU | 1, vs. Kentucky (9-21-19) |
| Interceptions | none |
| Fumbles Forced | none |
| Fumbles Recovered | none |

#6 LB WILLIE GAY JR.

| | |
|-------------------|-------------------------------------|
| Tackles | 9, at Alabama (11-10-18) |
| TFL | 2.0, at Alabama (11-10-18) |
| Sacks | 2.0, at Alabama (11-10-18) |
| PBU | 1, (3x) last vs. Florida (9-29-18) |
| Interceptions | 1, (3x) last vs. Kentucky (9-21-19) |
| Fumbles Forced | 1, vs. Massachusetts (11-3-17) |
| Fumbles Recovered | 1, at Ole Miss (11-22-18) |

#7 S MARCUS MURPHY

| | |
|-------------------|------------------------------|
| Tackles | 2, vs. LA Tech (11-3-18) |
| TFL | 0.5, vs. Arkansas (11-17-18) |
| Sacks | none |
| PBU | 1, vs. Arkansas (11-17-18) |
| Interceptions | none |
| Fumbles Forced | none |
| Fumbles Recovered | none |

#8 CB MAURICE SIMTHERMAN

| | |
|-------------------|---------------------------------------|
| Tackles | 5, (2x) last vs. Tennessee (10-12-19) |
| TFL | none |
| Sacks | none |
| PBU | 1, (3x) last at LSU (10-20-18) |
| Interceptions | 1, (3x) last at Louisiana (8-31-19) |
| Fumbles Forced | 1, vs. Arkansas (11-17-18) |
| Fumbles Recovered | none |

#10 LB LEO LEWIS

| | |
|-------------------|---|
| Tackles | 12, (twice) last vs. Kansas State (9-14-19) |
| TFL | 2.0, vs. South Alabama (9-3-16) |
| Sacks | 1.0, (2x) last at Auburn (9-28-19) |
| PBU | 1, (4x) last vs. Kansas State (9-14-19) |
| Interceptions | none |
| Fumbles Forced | 1, (2x) at Auburn (9-28-19) |
| Fumbles Recovered | 2, at Auburn (9-28-19) |

#11 S JAQUARIUS LANDREWS

| | |
|-------------------|------------------------|
| Tackles | 9, at Auburn (9-28-19) |
| TFL | none |
| Sacks | none |
| PBU | 1, at Auburn (9-28-19) |
| Interceptions | none |
| Fumbles Forced | none |
| Fumbles Recovered | none |

#12 S SHAWN PRESTON, JR.

| | |
|-------------------|-------------------------------|
| Tackles | 3, vs. Kansas State (9-14-19) |
| TFL | 2.5, vs. Texas A&M (10-27-18) |
| Sacks | 2.0, vs. Texas A&M (10-27-18) |
| PBU | 4, vs. Kentucky (9-21-19) |
| Interceptions | none |
| Fumbles Forced | none |
| Fumbles Recovered | none |

#13 CB TYLER WILLIAMS

| | |
|-------------------|-------------------------------------|
| Tackles | 3, (3x) last vs. Kentucky (9-21-19) |
| TFL | none |
| Sacks | none |
| PBU | 2, at Louisiana (8-31-19) |
| Interceptions | none |
| Fumbles Forced | none |
| Fumbles Recovered | 1, vs. Southern Miss (9-7-19) |

#14 LB NATHANIEL WATSON

| | |
|-------------------|-----------------------------------|
| Tackles | 2, vs. Stephen F. Austin (9-1-18) |
| TFL | none |
| Sacks | none |
| PBU | none |
| Interceptions | none |
| Fumbles Forced | none |
| Fumbles Recovered | none |

#16 CB KOREY CHARLES

| | |
|-------------------|---|
| Tackles | 1, (5x) last vs. Southern Miss (9-7-19) |
| TFL | none |
| Sacks | none |
| PBU | none |
| Interceptions | none |
| Fumbles Forced | none |
| Fumbles Recovered | none |

#18 LB AARON BRULE

| | |
|-------------------|---------------------------------------|
| Tackles | 1, (4x) last vs. Tennessee (10-12-19) |
| TFL | none |
| Sacks | none |
| PBU | none |
| Interceptions | none |
| Fumbles Forced | none |
| Fumbles Recovered | 1, at Auburn (9-28-19) |

#20 CB TAURY DIXON

| | |
|-------------------|---------------------------|
| Tackles | 1, at Louisiana (8-31-19) |
| TFL | none |
| Sacks | none |
| PBU | none |
| Interceptions | none |
| Fumbles Forced | none |
| Fumbles Recovered | none |

#29 S C.J. MORGAN

| | |
|-------------------|---|
| Tackles | 9, (2x) last vs. Tennessee (10-12-19) |
| TFL | 0.5, vs. Southern Miss (9-7-19) |
| Sacks | none |
| PBU | 2, vs. Kentucky (9-21-19) |
| Interceptions | 1, (3x) last vs. Southern Miss (9-7-19) |
| Fumbles Forced | none |
| Fumbles Recovered | none |

#31 S AADREEKIS CONNER

| | |
|-------------------|-------------------------------|
| Tackles | 2, vs. Kansas State (9-14-19) |
| TFL | none |
| Sacks | none |
| PBU | none |
| Interceptions | none |
| Fumbles Forced | none |
| Fumbles Recovered | none |

#32 S BRIAN COLE II

| | |
|-------------------|---|
| Tackles | 7, vs. Southern Miss (9-7-19) |
| TFL | 2.5, vs. Southern Miss (9-7-19) |
| Sacks | 1.0, (3x) last vs. Kansas State (9-14-19) |
| PBU | 1, vs. Kentucky (9-21-19) |
| Interceptions | 1, (2x) last vs. Tennessee (10-12-19) |
| Fumbles Forced | 1, vs. Kansas State (9-14-19) |
| Fumbles Recovered | 1, at Louisiana (8-31-19) |

#40 LB ERROLL THOMPSON

| | |
|-------------------|--|
| Tackles | 14, vs. Florida (9-29-18) |
| TFL | 2.5, vs. Arkansas (11-17-18) |
| Sacks | 1.5, vs. Arkansas (11-17-18) |
| PBU | 1, (twice) last vs. Kentucky (9-21-19) |
| Interceptions | 1, (twice) last vs. Texas A&M (10-27-18) |
| Fumbles Forced | 1, vs. Ole Miss (11-23-17) |
| Fumbles Recovered | 1, at Louisiana (8-31-19) |

#42 DE MARQUISS SPENCER

| | |
|-------------------|--|
| Tackles | 5, at BYU (10-14-16) |
| TFL | 1.5, at Arkansas (11-18-17) |
| Sacks | 1.0, (twice) last vs. Southern Miss (9-7-19) |
| PBU | 1, (twice) last vs. Massachusetts (11-3-17) |
| Interceptions | none |
| Fumbles Forced | 1, (twice) last vs. Southern Miss (9-7-19) |
| Fumbles Recovered | 1, (3x) last at Arkansas (11-18-17) |

#43 DE FLETCHER ADAMS

| | |
|-------------------|---|
| Tackles | 5, (twice) last vs. Ole Miss (11-23-17) |
| TFL | 1.5, vs. Charleston Southern (9-2-17) |
| Sacks | 1.0, (3x) last at Auburn (9-28-19) |
| PBU | 1, vs. LSU (9-16-17) |
| Interceptions | none |
| Fumbles Forced | 1, (twice) last vs. Kentucky (9-21-19) |
| Fumbles Recovered | none |

CAREER HIGHS

MISSISSIPPI STATE DEFENSIVE CAREER HIGHS

#50 LB TIM WASHINGTON

Tackles 9, vs. Louisiana (9-15-18)
TFL 1.0, (3x) last vs. Kentucky (9-21-19)
Sacks..... 1.0, vs. Kentucky (9-21-19)
PBU none
Interceptions..... none
Fumbles Forced 2, at Auburn (9-28-19)
Fumbles Recovered none

#52 DE KOBE JONES

Tackles 6, vs. Charleston Southern (9-2-17)
TFL 2.5, vs. Charleston Southern (9-2-17)
Sacks..... 1.0, (twice) last at Auburn (9-28-19)
PBU none
Interceptions..... none
Fumbles Forced 1, vs. Charleston Southern (9-2-17)
Fumbles Recovered 1, vs. Auburn (10-6-18)

#54 DT FABIEN LOVETT

Tackles 4, vs. Tennessee (10-12-19)
TFL 0.5, vs. Tennessee (10-12-19)
Sacks..... 0.5, vs. Tennessee (10-12-19)
PBU none
Interceptions..... none
Fumbles Forced none
Fumbles Recovered none

#84 DT JADEN CRUMEDY

Tackles 3, (twice) last at Auburn (9-28-19)
TFL 1.0, at Auburn (9-28-19)
Sacks..... none
PBU none
Interceptions..... none
Fumbles Forced none
Fumbles Recovered none

#90 DT LEE AUTRY

Tackles 3, (2x) last vs. Tennessee (10-12-19)
TFL 1.0, (2x) last vs. Tennessee (10-12-19)
Sacks..... 0.5, vs. Tennessee (10-12-19)
PBU none
Interceptions..... none
Fumbles Forced none
Fumbles Recovered none

#92 DT KENDELL JONES

Tackles 2, vs. Charleston Southern (9-1-17)
TFL 0.5, vs. Charleston Southern (9-1-17)
Sacks..... none
PBU none
Interceptions..... none
Fumbles Forced none
Fumbles Recovered none

#93 DT CAMERON YOUNG

Tackles 1, at Auburn (9-28-19)
TFL none
Sacks..... none
PBU none
Interceptions..... none
Fumbles Forced none
Fumbles Recovered none

#99 DT JAMES JACKSON

Tackles 2, vs. Stephen F. Austin (9-1-18)
TFL none
Sacks..... none
PBU none
Interceptions..... none
Fumbles Forced 1, at Auburn (9-28-19)
Fumbles Recovered none

TAKEAWAYS AND TURNOVERS

MISSISSIPPI STATE TAKEAWAYS

| Opponent | Takeaway | Qtr. | Time | Yard-Line | Result | Result of Drive |
|--------------|---|------|-------|-----------|---------------------|---|
| Louisiana | Cameron Dantzler INTERCEPTION | 1 | 12:15 | UL 35 | No return | Turnover (fumble) |
| | Brian Cole II FUMBLE RECOVERY | 1 | 7:28 | Own 48 | No return | Turnover (downs) |
| | Erroll Thompson FUMBLE RECOVERY | 2 | 11:14 | UL 42 | No return | Nick Gibson 8-yard TD rush |
| | Cameron Dantzler FUMBLE RECOVERY | 3 | 3:53 | Own 12 | No return | Punt |
| | Tyler Williams FUMBLE RECOVERY | 2 | 10:39 | Own 42 | No return | Punt |
| | Martin Emerson INTERCEPTION | 4 | 3:07 | Own 33 | 45-yard return | Lee Witherspoon 22-yard TD rush |
| Kansas State | C.J. Morgan INTERCEPTION | 4 | 1:33 | Own 38 | 9-yard return | End of game |
| | Paul Blackwell FUMBLE RECOVERY | 2 | 10:44 | Own 49 | No return | Tommy Stevens 2-yard TD rush |
| | Darryl Williams FUMBLE RECOVERY | 3 | 11:37 | Own 17 | 4-yard return | Garrett Shrader 5-yard TD rush |
| | Jarrian Jones FUMBLE RECOVERY | 3 | 1:58 | Own 44 | No return | Jace Christmann 47-yard FG |
| Kentucky | Willie Gay Jr. INTERCEPTION | 1 | 13:35 | Own 48 | 52-yard return (TD) | Willie Gay Jr. 52-yard TD return |
| Auburn | Leo Lewis FUMBLE RECOVERY | 2 | 4:31 | AU 48 | No return | Turnover (fumble) |
| | Leo Lewis FUMBLE RECOVERY | 3 | 11:01 | Own 39 | No return | Punt |
| | Aaron Brule FUMBLE RECOVERY | 4 | 12:47 | AU 47 | No return | Turnover (downs) |
| Tennessee | Cameron Dantzler INTERCEPTION | 1 | 11:06 | Own 0 | No return | Punt |
| | Brian Cole II INTERCEPTION | 2 | 2:19 | Own 0 | No return | Turnover (interception) |
| TOTAL | 16 Takeaways (6 interceptions, 10 fumbles) | | | | | 5 Touchdowns, 1 Field Goal (38 points) |

MISSISSIPPI STATE TURNOVERS

| Opponent | Takeaway | Qtr. | Time | Yard-Line | Result | Result of Drive |
|--------------|--|------|-------|-----------|---------------------------|--|
| Louisiana | Mi Jacquet III FUMBLE RECOVERY | 1 | 10:11 | Own 28 | No return | Turnover (fumble) |
| | Paul Boudreaux FUMBLE RECOVERY | 1 | 4:22 | MSU 15 | No return | Elija Mitchell 3-yard TD rush |
| Kansas State | Denzel Goolsby INTERCEPTION | 1 | 6:28 | KSU 31 | 16-yard return | Blake Lynch 35-yard FG |
| | Daniel Green FUMBLE RECOVERY | 2 | 3:16 | MSU 39 | 9-yard return | Skylar Thompson 1-yard TD rush |
| | AJ Parker INTERCEPTION | 3 | 11:37 | MSU 40 | Fumble (recovered by MSU) | Garrett Shrader 5-yard TD rush |
| Kentucky | Quandre Mosely INTERCEPTION | 2 | 0:48 | Own 12 | 39-yard return | Chance Poore missed 47-yard FG |
| | Jamari Brown FUMBLE RECOVERY | 3 | 9:10 | Own 20 | No return | Kavosiey Smoke 2-yard TD rush |
| Auburn | Jordyn Peters FUMBLE RECOVERY | 1 | 9:41 | Own 18 | No return | Anthony Schwartz 13-yard TD rush |
| | Jeremiah Dinson FUMBLE RECOVERY | 2 | 2:44 | AU 16 | No return | JaTarvious Whitlow 3-yard TD rush |
| Tennessee | Kenneth George INTERCEPTION | 1 | 1:14 | Own 10 | 24-yard return | Punt |
| | Trevon Flowers INTERCEPTION | 2 | 0:59 | Own 49 | 14-yard return | Brent Cimaglia 49-yard FG |
| | Nigel Warrior INTERCEPTION | 3 | 4:57 | Own 38 | -3-yard return | Punt |
| TOTAL | 12 Turnovers (6 interceptions, 6 fumbles) | | | | | 5 Touchdowns, 2 Field Goals (41 points) |

RED ZONE STATISTICS

MISSISSIPPI STATE INSIDE OPPONENT RED ZONE

| Opponent | Times in RZ | Times Scored | Points Scored | Total TDs | Rush TDs | Pass TDs | FGs Made | FGA | Failed to Score in RZ | | | | | Game |
|-------------------|-------------|--------------|---------------|-----------|----------|----------|----------|-----|-----------------------|------|--------|------|---|------|
| | | | | | | | | | Downs | Int. | Fumble | Half | | |
| at Louisiana | 6 | 5 | 31 | 4 | 3 | 1 | 1 | 1 | 0 | 0 | 0 | 0 | 0 | 0 |
| Southern Miss | 4 | 4 | 24 | 3 | 2 | 1 | 1 | 0 | 0 | 0 | 0 | 0 | 0 | 0 |
| Kansas State | 2 | 2 | 14 | 2 | 2 | 0 | 0 | 0 | 0 | 0 | 0 | 0 | 0 | 0 |
| Kentucky | 4 | 3 | 21 | 3 | 3 | 0 | 0 | 0 | 0 | 0 | 1 | 0 | 0 | 0 |
| at Auburn | 4 | 3 | 16 | 2 | 1 | 1 | 1 | 0 | 0 | 0 | 1 | 0 | 0 | 0 |
| at Tennessee | 2 | 1 | 7 | 1 | 0 | 1 | 0 | 1 | 0 | 0 | 0 | 0 | 0 | 0 |
| LSU | | | | | | | | | | | | | | |
| at Texas A&M | | | | | | | | | | | | | | |
| at Arkansas | | | | | | | | | | | | | | |
| Alabama | | | | | | | | | | | | | | |
| Abilene Christian | | | | | | | | | | | | | | |
| Ole Miss | | | | | | | | | | | | | | |
| TOTAL | 22 | 18 | 113 | 15 | 11 | 4 | 3 | 2 | 0 | 0 | 2 | 0 | 0 | 0 |

18 of 22 (81.8%)

OPPONENTS INSIDE MISSISSIPPI STATE RED ZONE

| Opponent | Times in RZ | Times Scored | Points Scored | Total TDs | Rush TDs | Pass TDs | FGs Made | FGA | Failed to Score in RZ | | | | | Game |
|-------------------|-------------|--------------|---------------|-----------|----------|----------|----------|-----|-----------------------|------|--------|------|---|------|
| | | | | | | | | | Downs | Int. | Fumble | Half | | |
| at Louisiana | 5 | 4 | 28 | 4 | 3 | 1 | 0 | 0 | 0 | 0 | 1 | 0 | 0 | 0 |
| Southern Miss | 1 | 0 | 0 | 0 | 0 | 0 | 0 | 1 | 0 | 0 | 0 | 0 | 0 | 0 |
| Kansas State | 5 | 4 | 24 | 3 | 2 | 1 | 1 | 0 | 1 | 0 | 0 | 0 | 0 | 0 |
| Kentucky | 4 | 2 | 10 | 1 | 1 | 0 | 1 | 2 | 0 | 0 | 0 | 0 | 0 | 0 |
| at Auburn | 5 | 5 | 35 | 5 | 5 | 0 | 0 | 0 | 0 | 0 | 0 | 0 | 0 | 0 |
| at Tennessee | 4 | 2 | 10 | 1 | 1 | 0 | 1 | 0 | 0 | 2 | 0 | 0 | 0 | 0 |
| LSU | | | | | | | | | | | | | | |
| at Texas A&M | | | | | | | | | | | | | | |
| at Arkansas | | | | | | | | | | | | | | |
| Alabama | | | | | | | | | | | | | | |
| Abilene Christian | | | | | | | | | | | | | | |
| Ole Miss | | | | | | | | | | | | | | |
| TOTAL | 24 | 17 | 107 | 14 | 12 | 2 | 3 | 3 | 1 | 2 | 1 | 0 | 0 | 0 |

17 of 24 (70.8%)

2019 GAME LEADERS

MISSISSIPPI STATE GAME-BY-GAME LEADERS

| Opponent | Rushes | Rush Yards | Catches | Receiving Yards | Tackles | Tackles-For-Loss | Sacks |
|-------------------|----------------|-----------------|----------------|-----------------|-----------------|------------------|----------------|
| at Louisiana | 27, K. Hill | 197, K. Hill | 6, O. Mitchell | 88, O. Mitchell | 10, E. Thompson | 1.0, 3 players | 1.0, Team |
| Southern Miss | 14, K. Hill | 123, K. Hill | 3, O. Mitchell | 46, O. Mitchell | 7, 2 players | 2.5, B. Cole | 1.0, 2 players |
| Kansas State | 24, K. Hill | 111, K. Hill | 5, O. Mitchell | 74, O. Mitchell | 12, L. Lewis | 2.0, B. Cole | 1.0, B. Cole |
| Kentucky | 26, K. Hill | 125, G. Shrader | 4, O. Mitchell | 46, D. Thomas | 9, C. Morgan | 1.0, 5 players | 1.0, 3 players |
| at Auburn | 17, K. Hill | 89, G. Shrader | 3, F. Green | 69, F. Green | 8, 2 players | 1.0, 6 players | 1.0, 2 players |
| at Tennessee | 13, G. Shrader | 62, G. Shrader | 5, O. Mitchell | 58, O. Mitchell | 13, E. Thompson | 1.0, 4 players | 0.5, 2 players |
| LSU | | | | | | | |
| at Texas A&M | | | | | | | |
| at Arkansas | | | | | | | |
| Alabama | | | | | | | |
| Abilene Christian | | | | | | | |
| Ole Miss | | | | | | | |

OPPONENT GAME-BY-GAME LEADERS

| Opponent | Rushes | Rush Yards | Catches | Receiving Yards | Tackles | Tackles-For-Loss | Sacks |
|-------------------|-----------------|-----------------|----------------|------------------|----------------|------------------|------------------|
| at Louisiana | 14, E. Mitchell | 80, R. Calais | 8, J. Bell | 113, J. Bell | 9, P. Butler | 1.0, 2 players | 1.0, 2 players |
| Southern Miss | 6, D. Harris | 51, K. Perkins | 6, J. Mitchell | 94, J. Mitchell | 10, S. Showers | 2.0, T. Williams | 2.0, T. Williams |
| Kansas State | 17, J. Gilbert | 59, J. Gilbert | 3, D. Schoen | 50, D. Schoen | 11, D. Goolsby | 1.5, K. Ball | 1.0, 2 players |
| Kentucky | 10, K. Smoke | 105, A. Rose | 7, L. Bowden | 129, L. Bowden | 10, B. Echols | 1.5, D. Square | 1.0, 2 players |
| at Auburn | 10, J. Whittlow | 56, B. Nix | 8, S. Williams | 161, S. Williams | 6, D. Thomas | 2.0, K. Britt | 1.0, 2 players |
| at Tennessee | 19, T. Jordan | 63, T. Chandler | 3, 2 players | 56, T. Byrd | 7, D. Bituli | 2.0, D. Taylor | 2.0, D. Taylor |
| LSU | | | | | | | |
| at Texas A&M | | | | | | | |
| at Arkansas | | | | | | | |
| Alabama | | | | | | | |
| Abilene Christian | | | | | | | |
| Ole Miss | | | | | | | |

LAST TIME IT HAPPENED

LAST TIME MISSISSIPPI STATE ...

RUSHING

| | |
|---|---|
| Had 400+ yards rushing: | at Ole Miss, 2016 (457) |
| Had 300+ yards rushing: | at Ole Miss, 2018 (309) |
| Had 250+ yards rushing: | at Louisiana, 2019 (261) |
| Had 200+ yards rushing: | vs. Kentucky, 2019 (241) |
| Had 70+ rushing attempts: | vs. Arkansas, 2010 (70) |
| Had 60+ rushing attempts: | vs. Ole Miss, 2017 (62) |
| Had 50+ rushing attempts: | at Ole Miss, 2018 (51) |
| Had seven+ rushing TDs: | vs. Louisiana, 2018 (6) |
| Had six+ rushing TDs: | vs. Louisiana, 2018 (6) |
| Had five+ rushing TDs: | vs. Louisiana, 2018 (6) |
| Had four+ rushing TDs: | at Ole Miss, 2018 (4) |
| Had three+ rushing TDs: | vs. Kentucky, 2019 (3) |
| Had two+ players with 100 yards rushing: | vs. Kentucky, 2019 (Garrett Shrader 125, Kylin Hill 120) |
| Had three+ players with 100 yards rushing: | vs. NE Louisiana, 1996 (Tony Buckhalter 119, Nakia Greer 110, Robert Isaac 103) |

PASSING

| | |
|---------------------------------------|-----------------------------------|
| Had 450+ yards passing: | at Arkansas, 2015 (508) |
| Had 400+ yards passing: | vs. Samford, 2016 (417) |
| Had 300+ yards passing: | vs. Stephen F. Austin, 2018 (398) |
| Had 200+ yards passing: | at Auburn, 2019 (216) |
| Had 40+ pass attempts: | at Alabama, 2016 (43) |
| Had 30+ pass attempts: | at Louisiana, 2019 (30) |
| Had 25+ pass completions: | vs. UMass, 2016 (26) |
| Had 20+ pass completions: | at Louisiana, 2019 (20) |
| Had five+ passing TDs: | vs. Arkansas, 2018 (5) |
| Had four+ passing TDs: | vs. Arkansas, 2018 (5) |
| Had three+ passing TDs: | vs. Arkansas, 2018 (5) |
| Had four+ passes intercepted: | at LSU, 2018 (4) |
| Had three+ passes intercepted: | at Tennessee, 2019 (3) |

RECEIVING

| | |
|--|--|
| Had two players with 100 yards receiving: | vs. Samford, 2016 (Donald Gray, 207; Fred Ross, 107) |
| Had 10+ different receivers catch a pass: | vs. Stephen F. Austin, 2018 (12) |
| Had eight+ different receivers catch a pass: | at Louisiana, 2019 (9) |

COMBINATION OFFENSE

| | |
|--|---|
| Had one 300-yard passer and one 100-yard rusher in a game: | vs. Brigham Young, 2001 (Kevin Fant 346 pass & Dencenzo Miller 119 rush) |
| Had one 100-yard receiver and one 100-yard rusher in a game: | vs. Stephen F. Austin, 2018 (Osirus Mitchell 114 receiving & Keytaon Thompson 109 rush) |

TOTAL OFFENSE

| | |
|-------------------------------|--------------------------------|
| Had 600+ yards total offense: | vs. Louisiana, 2018 (607) |
| Had 550+ yards total offense: | vs. Louisiana, 2018 (607) |
| Had 500+ yards total offense: | vs. Louisiana Tech, 2018 (532) |
| Had 400+ yards total offense: | vs. Kentucky, 2019 (421) |
| Had 85+ plays total offense: | vs. Ole Miss, 2017 (94) |
| Had 80+ plays total offense: | vs. Ole Miss, 2017 (94) |
| Had 75+ plays total offense: | vs. Louisville, 2017 (75) |

SCORING

| | |
|--------------------|----------------------------------|
| Scored 60+ points: | vs. Stephen F. Austin, 2018 (63) |
| Scored 50+ points: | vs. Arkansas, 2018 (52) |
| Scored 40+ points: | vs. Arkansas, 2018 (52) |

LAST TIME IT HAPPENED

LAST TIME MISSISSIPPI STATE ...

| | |
|---|---|
| Scored 30+ points: | vs. Southern Miss, 2019 (38) |
| Allowed 60+ points: | vs. South Carolina, 1995 (65) |
| Allowed 50+ points: | at Auburn, 2019 (56) |
| Allowed 40+ points: | at Auburn, 2019 (56) |
| Allowed 30+ points: | at Auburn, 2019 (56) |
| Was held scoreless: | at Alabama, 2018 (0-24) |
| Was held scoreless at Scott Field: | vs. LSU, 2007 (0-45) |
| Was held scoreless on the road: | at No. 1 Alabama, 2018 (0-24) |
| Was held scoreless at a non-campus site: | vs. Florida, 1989 (21-0 in Tampa, Fla.) |
| Held opponent scoreless: | vs. Charleston Southern, 2017 (49-0) |
| Held opponent scoreless at Scott Field: | vs. Charleston Southern, 2017 (49-0) |
| Held opponent scoreless on the road: | at South Carolina, 1998 (38-0) |
| Held opponent scoreless at neutral site: | vs. Kansas, 1981 Hall of Fame Bowl (10-0) |
| Held opponent without a touchdown: | at Ole Miss, 2018 (35-3) |
| Held opponent without an offensive touchdown: | at Ole Miss, 2018 (35-3) |
| Held two opponents scoreless in one season: | 2014 |
| Held three opponents scoreless in one season: | 1963 |
| Held an SEC opponent scoreless: | vs. Vanderbilt, 2014 (51-0) |
| Held two SEC opponents scoreless in one season: | 1998 |
| Scored a two-point conversion passing: | vs. Arkansas, 2016 (Nick Fitzgerald to Fred Ross) |
| Scored a two-point conversion rushing: | vs. Ole Miss, 2017 (Keytaon Thompson rush) |
| Attempted a two-point conversion: | vs. Ole Miss, 2017 (rush successful) |

TURNOVERS

| | |
|--|---|
| Committed eight+ turnovers: | at Arkansas, 2003 (8) |
| Committed seven+ turnovers: | vs. LSU, 2007 (7) |
| Had five+ fumbles: | vs. Georgia Tech, 2009 (5) |
| Lost four+ fumbles: | vs. Georgia Tech, 2009 (4) |
| Lost three+ fumbles: | vs. Ole Miss, 2017 (3) |
| Did not commit a turnover: | vs. Southern Miss, 2019 (0) |
| Did not cause a turnover: | vs. Alabama, 2017 |
| Recorded six+ takeaways: | at Kentucky, 2007 (6) |
| Recorded five+ takeaways: | vs. Arkansas, 2012 (5) |
| Returned three+ interceptions for TDs: | vs. Arkansas State, 1994 (Walt Harris - 41; Jimmy Lipscomb - 28; Dwayne Curry - 29) |
| Returned two+ interceptions for TDs: | vs. Jackson State, 2012 (Darius Slay - 52, Matthew Wells - 22) |
| Returned one interception for a TD: | vs. Kentucky, 2019 (52 yards by Willie Gay Jr.) |
| Returned a fumble for a TD: | at Louisiana Tech, 2017 (90 yards by Jeffery Simmons) |
| Two players had 2+ interceptions | at Middle Tennessee, 2009 (Corey Broomfield - 2; Johnthan Banks - 2) |

DEFENSE

| | |
|---|-------------------------------------|
| Held opponent to 10 or fewer first downs: | vs. BYU, 2017 (8) |
| Held opponent to 0 or fewer yards rushing: | vs. Iowa, 2018 (-15 yds, 20 att.) |
| Held opponent to 25 or fewer yards rushing: | vs. Iowa, 2018 (-15 yds, 20 att.) |
| Held opponent to 50 or fewer yards rushing: | vs. Iowa, 2018 (-15 yds, 20 att.) |
| Held opponent to 50 or fewer yards passing: | vs. Charleston Southern, 2017 (15) |
| Held opponent to 100 or fewer yards rushing: | vs. Iowa, 2018 (-15 yds, 20 att.) |
| Held opponent to 100 or fewer yards passing: | vs. Louisiana Tech, 2018 (98) |
| Held opponent to 100 or fewer yards total offense | vs. Charleston Southern, 2017 (33) |
| Held opponent to 200 or fewer yards total offense: | vs. Iowa, 2018 (199) |
| Held opponent to 250 or fewer yards total offense: | vs. Iowa, 2018 (199) |
| Held opponent to 300 or fewer yards total offense: | vs. Kansas State, 2019 (269) |
| Intercepted five+ passes: | at Memphis, 2002 (5) |
| Intercepted four+ passes: | at Middle Tennessee, 2009 (4) |
| Intercepted three+ passes: | vs. Louisville, 2017 (4) |
| Scored a safety: | vs. Charleston Southern, 2017 (2) |

LAST TIME IT HAPPENED

LAST TIME MISSISSIPPI STATE ...

| | |
|---------------------------------------|--|
| Scored two+ safeties: | vs. Charleston Southern, 2017 (2) |
| Recorded nine+ sacks: | at Ole Miss, 1996 (9.0) |
| Recorded eight+ sacks: | vs. Oklahoma State, 1999 (8.0) |
| Recorded six+ sacks: | vs. Louisville, 2017 (6) |
| Recorded five+ sacks: | vs. Arkansas, 2018 (5) |
| Recorded four+ sacks: | at Ole Miss, 2018 (4) |
| Did not record a sack: | vs. Arkansas, 2016 |
| Recorded 10+ tackles for loss | at Ole Miss, 2018 (11) |
| Had four players record 10+ tackles: | vs. Texas A&M, 2012 (B. McKinney, C. Lawrence, N. Whitley, M. Wells) |
| Had three players record 10+ tackles: | at LSU, 2018 (J. Abram, M. McLaurin, J. Simmons) |
| Had two players record 10+ tackles: | vs. Arkansas, 2018 (J. Abram, E. Thompson) |

SPECIAL TEAMS

| | |
|-----------------------------------|---|
| Returned a punt for a TD: | vs. UMass, 2017 (Dedrick Thomas - 82) |
| Returned a blocked punt for a TD: | at Louisiana Tech, 2017 (Jeffery Simmons - 90) |
| Returned a kickoff for a TD: | at Southern Miss, 2015 (Brandon Holloway - 100) |
| Returned a blocked FG for a TD: | vs. Southern Miss, 2014 (Jay Hughes - 70) |
| Blocked one punt: | at Louisiana Tech, 2017 (Jeffery Simmons) |
| Blocked two punts: | vs. LSU, 1999 (Robert Bean, Eugene Clinton, Rob Knight) |
| Blocked three punts: | vs. LSU, 1999 (Robert Bean, Eugene Clinton, Rob Knight) |
| Punted 10+ times: | at Ole Miss, 2008 (10) |
| Did not punt: | vs. Troy, 2013 |
| Blocked a field goal | vs. Miami (Ohio), 2016 (Nelson Adams) |
| Had a punt blocked: | at Texas A&M, 2017 (Armani Watts) |
| Had a field goal blocked: | at Arkansas, 2013 (Devon Bell 28-yard attempt) |
| Blocked a PAT kick: | vs. Miami (Ohio), 2016 (Johnathan Calvin) |
| Scored on a blocked PAT kick: | vs. Texas A&M, 2000 (Julius Griffith) |
| Missed a kicking PAT: | at Ole Miss, 2016 |
| Had a kicking PAT blocked: | at Louisiana Tech, 2017 |
| Recovered an onside kick: | at Texas A&M, 2017 |

MISCELLANEOUS

| | |
|-------------------------------------|--------------------------------|
| Had 30+ first downs: | vs. BYU, 2017 (35) |
| Had 20+ first downs: | at Tennessee, 2019 (20) |
| Had 20+ penalties: | vs. Clemson, 1999 (21) |
| Had 10+ penalties: | vs. Texas A&M, 2018 (10) |
| Had 100+ yards in penalties: | at Kentucky, 2018 (139) |
| Had 35 minutes+ of possession time: | at Ole Miss, 2018 (36:14) |
| Had 40 minutes+ of possession time: | vs. Auburn, 2018 (41:53) |
| Was involved in a tie game: | vs. Arkansas, 1993 (13-13) |
| Was involved in an overtime game: | 2OT at BYU, 2016 (L, 28-21) |

LAST TIME IT HAPPENED

LAST TIME A MISSISSIPPI STATE PLAYER ...

RUSHING

| | |
|--------------------------------------|--|
| Rushed 40+ times: | Michael Davis vs. Ole Miss, 1993 (40) |
| Rushed 35+ times: | James Johnson vs. Alabama, 1998 (36) |
| Rushed 30+ times: | Vick Ballard vs. Arkansas, 2010 (33) |
| Rushed 25+ times: | Kylin Hill vs. Kentucky, 2019 (26) |
| Rushed for 250+ yards: | Nick Fitzgerald at Ole Miss, 2016 (258) |
| Rushed for 200+ yards: | Kylin Hill at Kansas State, 2018 (211) |
| Rushed for 175+ yards: | Kylin Hill vs. Louisiana, 2019 (197) |
| Rushed for 150+ yards: | Kylin Hill vs. Louisiana, 2019 (197) |
| Rushed for 125+ yards: | Garrett Shrader vs. Kentucky, 2019 (125) |
| Rushed for 100+ yards: | Garrett Shrader and Kylin Hill vs. Kentucky, 2019 (125 and 120) |
| Rushed for 100+ yards (QB): | Garrett Shrader vs. Kentucky, 2019 (125) |
| Rushed for four+ touchdowns: | Nick Fitzgerald vs. Louisiana, 2018 (4) |
| Rushed for three+ touchdowns: | Kylin Hill vs. Kentucky, 2019 (3) |
| Rushed for two+ touchdowns: | Kylin Hill vs. Kentucky, 2019 (3) |
| Had a run of 80+ yards: | James Johnson at Alabama, 1997 (83) |
| Had a run of 70+ yards: | Nick Fitzgerald vs. Texas A&M, 2018 (76) |
| Had a run of 60+ yards: | Nick Fitzgerald vs. Texas A&M, 2018 (76) |
| Had a run of 50+ yards: | Nick Fitzgerald vs. Texas A&M, 2018 (76) |

PASSING

| | |
|--------------------------------------|---|
| Passed for 450+ yards: | Dak Prescott at Arkansas, 2015 (508) |
| Passed for 400+ yards: | Nick Fitzgerald vs. Samford, 2016 (417) |
| Passed for 300+ yards: | Keytaon Thompson vs. Stephen F. Austin, 2018 (364) |
| Passed for 250+ yards: | Keytaon Thompson vs. Stephen F. Austin, 2018 (364) |
| Passed for 200+ yards: | Garrett Shrader at Auburn, 2019 (216) |
| Attempted 45+ passes: | Dak Prescott at Arkansas, 2015 (50) |
| Attempted 35+ passes: | Nick Fitzgerald vs. Samford, 2016 (35) |
| Completed 30+ passes: | Keytaon Thompson vs. Stephen F. Austin, 2018 (31) |
| Completed 25+ passes: | Keytaon Thompson vs. Stephen F. Austin, 2018 (31) |
| Completed 20+ passes: | Tommy Stevens vs. Louisiana, 2019 (20) |
| Threw four+ touchdown passes: | Nick Fitzgerald vs. Arkansas, 2018 (4) |
| Threw three+ touchdown passes: | Nick Fitzgerald vs. Arkansas, 2018 (4) |
| Threw five+ interceptions: | Michael Henig vs. LSU, 2007 (6) |
| Threw four+ interceptions: | Nick Fitzgerald at LSU, 2018 (4) |
| Threw three+ interceptions: | Nick Fitzgerald at LSU, 2018 (4) |
| Completed pass for 90+ yards: | Kevin Fant to Terrell Grindle vs. Kentucky, 2002 (91) |
| Completed pass for 80+ yards: | Nick Fitzgerald to Stephen Guidry vs. Texas A&M, 2018 (84) |
| Completed pass for 70+ yards: | Nick Fitzgerald to Stephen Guidry vs. Texas A&M, 2018 (84) |
| Completed pass for 60+ yards: | Nick Fitzgerald to Stephen Guidry vs. Texas A&M, 2018 (84) |
| Completed pass for 50+ yards: | Nick Fitzgerald to Stephen Guidry vs. Texas A&M, 2018 (84) |
| Completed pass for 40+ yards: | Garrett Shrader to Farrod Green at Auburn, 2019 (47) |

RECEIVING

| | |
|---------------------------|--|
| Caught 15+ passes: | Eric Moulds at Tennessee, 1995 (15) |
| Caught 10+ passes: | Fred Ross vs. Arkansas, 2016 (10) |
| Caught seven+ passes: | Fred Ross vs. Arkansas, 2016 (10) |
| Had 200+ yards receiving: | Donald Gray vs. Samford, 2016 (207) |
| Had 175+ yards receiving: | Donald Gray vs. Samford, 2016 (207) |
| Had 150+ yards receiving: | Fred Ross vs. Arkansas, 2016 (171) |
| Had 100+ yards receiving: | Stephen Guidry vs. Texas A&M, 2018 (130) |
| Caught three+ TD passes: | Donald Gray vs. Samford, 2016 (3) |
| Caught two+ TD passes: | Austin Williams vs. Arkansas, 2018 (2) |

LAST TIME IT HAPPENED

LAST TIME A MISSISSIPPI STATE PLAYER ...

TOTAL OFFENSE

| | |
|---|---|
| Had 450+ yards total offense: | Keytaon Thompson vs. Stephen F. Austin, 2018 (473) |
| Had 400+ yards total offense: | Keytaon Thompson vs. Stephen F. Austin, 2018 (473) |
| Had 350 yards+ total offense: | Nick Fitzgerald vs. Louisiana Tech, 2018 (350) |
| Had 300 yards+ total offense: | Nick Fitzgerald vs. Louisiana Tech, 2018 (350) |
| Had 100 yards both passing and rushing: | Garrett Shrader vs. Kentucky, 2019 (125 rush, 180 pass) |

SCORING

| | |
|----------------------------------|--|
| Accounted for five+ touchdowns: | Nick Fitzgerald vs. Arkansas, 2018 (1 rush, 4 pass) |
| Accounted for four+ touchdowns: | Nick Fitzgerald vs. Arkansas, 2018 (1 rush, 4 pass) |
| Accounted for three+ touchdowns: | Kylin Hill vs. Kentucky, 2019 (3 rush) |
| Scored four+ touchdowns: | Nick Fitzgerald vs. Louisiana, 2018 (4 rush) |
| Scored three+ touchdowns: | Kylin Hill vs. Kentucky, 2019 (3 rush) |
| Scored two+ touchdowns: | Kylin Hill vs. Kentucky, 2019 (3 rush) |
| Scored two+ non-offensive TDs: | Jeffery Simmons (FR & blkd punt) at Louisiana Tech, 2017 |

DEFENSE

| | |
|---|--|
| Intercepted three+ passes: | Mark McLaurin vs. Louisville, 2017 (3) |
| Intercepted two+ passes: | Mark McLaurin vs. Louisville, 2017 (3) |
| Intercepted a pass | 2 players vs. Tennessee, 2019 (1) |
| Recovered three+ fumbles: | Chris Correro vs. Memphis, 1987 (3) |
| Recovered two+ fumbles: | Leo Lewis at Auburn, 2019 (2) |
| Recovered a fumble | Leo Lewis (2) and Aaron Brule at Auburn, 2019 (3) |
| Forced two+ fumbles: | Tim Washington at Auburn, 2019 (2) |
| Forced a fumble | Tim Washington (2) and Leo Lewis (1) at Auburn, 2019 (3) |
| Recorded five+ sacks: | Greg Favors at Ole Miss, 1996 (5.5) |
| Recorded three+ sacks: | Montez Sweat vs. Auburn, 2018 (3.0) |
| Recorded two+ sacks: | Willie Gay Jr. at Alabama, 2018 (2.0) |
| Recorded five+ tackles for loss: | Deljuan Robinson vs. Auburn, 2006 (5.0) |
| Recorded three+ tackles for loss: | Johnathan Abram vs. Arkansas, 2018 (3.5) |
| Recorded 20+ tackles: | Mario Haggan vs. Arkansas, 2000 (20) |
| Recorded 10+ tackles: | Erroll Thompson vs. Tennessee, 2019 (13) |
| Recorded 10+ tackles in back-to-back games: | Beniquez Brown, 2015 (Two Straight) vs. Alabama (11), at Arkansas (12) |
| Returned an interception for a touchdown: | Willie Gay Jr. (53) vs. Kentucky, 2019 |

SPECIAL TEAMS

| | |
|--------------------------------------|--|
| Scored 10+ points kicking: | Jace Christmann vs. Auburn, 2018 (11) |
| Kicked five+ field goals: | Derek DePasquale vs. UAB, 2010 (5) |
| Kicked four+ field goals: | Derek DePasquale vs. UAB, 2010 (5) |
| Kicked three+ field goals: | Jace Christmann vs. Auburn, 2018 (3) |
| Made one field goal of 50+ yards | Jace Christmann vs. Tennessee, 2019 (51) |
| Kicked two field goals of 50+ yards: | Brian Hazelwood vs. Memphis, 1997 (51, 53) |
| Kicked one field goal of 50+ yards: | Devon Bell vs. LSU, 2015 (52) |
| Kicked a punt of 70+ yards: | Tucker Day vs. Iowa, 2018 (70) |
| Kicked a punt of 60+ yards: | Tucker Day vs. Iowa, 2018 (70) |
| Punted 10+ times: | Blake McAdams at Ole Miss, 2008 (12) |
| Totaled 175+ kick return yards: | Jameon Lewis at Ole Miss, 2012 (183, 5 ret.) |
| Totaled 150+ kick return yards: | Jameon Lewis at Ole Miss, 2012 (183, 5 ret.) |
| Totaled 100+ kick return yards: | Keith Mixon vs. Arkansas, 2016 (106, 5 ret.) |
| Totaled 50+ punt return yards: | Keith Mixon vs. Stephen F. Austin, 2018 (64, 6 ret.) |

LAST TIME IT HAPPENED

LAST TIME AN OPPONENT ...

RUSHING

| | |
|---------------------------------------|---|
| Had 400+ yards rushing: | Georgia Tech, 2014 (452) |
| Had 300+ yards rushing: | Arkansas, 2016 (357) |
| Had 200+ yards rushing: | Auburn, 2019 (217) |
| Had 70+ rushing attempts: | Oklahoma State, 1998 (71) |
| Had 60+ rushing attempts: | Georgia Tech, 2014 (61) |
| Had 50+ rushing attempts: | Auburn, 2016 (58) |
| Had 40+ rushing attempts | Tennessee, 2019 (44) |
| Had six+ rushing TDs: | Auburn, 2019 (6) |
| Had four+ rushing TDs: | Auburn, 2019 (6) |
| Had two players with 100 yds rushing: | Arkansas, 2016 (Williams 205, Whaley 112) |

PASSING

| | |
|----------------------------------|-----------------------------|
| Had 400+ yards passing: | Samford, 2016 (468) |
| Had 300+ yards passing: | Auburn, 2019 (361) |
| Had 200+ yards passing: | Auburn, 2019 (361) |
| Had 60+ pass attempts: | Samford, 2016 (70) |
| Had 50+ pass attempts: | Samford, 2016 (70) |
| Had 40+ pass attempts: | Kentucky, 2019 (41) |
| Had 30+ pass attempts: | Louisiana, 2019 (39) |
| Had 40+ pass completions: | Samford, 2016 (42) |
| Had 30+ pass completions: | Alabama, 2016 (31) |
| Had 25+ pass completions: | Alabama, 2016 (31) |
| Had 20+ pass completions: | Louisiana, 2019 (24) |
| Had five+ passing TDs: | Alabama, 2016 (5) |
| Had four+ passing TDs: | Alabama, 2016 (5) |
| Had three+ passing TDs: | Iowa, 2018 (3) |

RECEIVING

| | |
|---|---|
| Had two players with 100 yards receiving in a game: | Samford, 2016 (Karelc Hamilton 213 and Kelvin McKnight 115) |
| Had four+ players catch five+ passes: | Arkansas, 2015 (5) |
| Had three+ players catch five+ passes: | Ole Miss, 2016 (3) |
| Had 12+ players catch a pass: | Florida, 2018 (12) |
| Had eight+ players catch a pass | Auburn, 2019 (8) |

TOTAL OFFENSE

| | |
|--------------------------------------|---------------------------|
| Had 650+ yards total offense: | Arkansas, 2016 (661) |
| Had 600+ yards total offense: | Arkansas, 2016 (661) |
| Had 550+ yards total offense: | Auburn, 2019 (578) |
| Had 500+ yards total offense: | Auburn, 2019 (578) |
| Had 400+ yards total offense: | Auburn, 2019 (578) |
| Had 80+ plays total offense: | Louisiana Tech, 2017 (80) |
| Had 75+ plays total offense: | Louisiana, 2019 (76) |

SCORING

| | |
|---|---------------------------|
| Scored 60+ points: | South Carolina, 1995 (65) |
| Scored 50+ points: | Auburn, 2019 (56) |
| Scored 40+ points: | Auburn, 2019 (56) |
| Scored 30+ points: | Auburn, 2019 (56) |
| Scored a two-point conversion rushing: | Arkansas, 2016 |
| Scored a two-point conversion passing: | Southern Miss, 2019 |
| Failed on a two-point conversion attempt: | Arkansas, 2016 |

LAST TIME IT HAPPENED

LAST TIME AN OPPONENT ...

TURNOVERS

| | |
|---------------------------------------|--|
| Had five+ fumbles: | Ole Miss, 2011 (6) |
| Had four+ fumbles lost: | LSU, 2004 (4) |
| Had three+ fumbles lost: | Auburn, 2019 (3) |
| Committed five+ turnovers: | Arkansas, 2012 (5) |
| Did not commit a turnover: | Alabama, 2017 |
| Intercepted five+ MSU passes: | LSU, 2010 (5) |
| Intercepted four+ MSU passes: | LSU, 2018 (4) |
| Intercepted three+ MSU passes: | Tennessee, 2019 (3) |
| Returned an interception for a TD: | UMass, 2017 (Isaiah Rodgers) |
| Returned a fumble for a TD: | Arkansas, 2017 (Briston Guidry 0-yd fumble recovery) |

DEFENSE

| | |
|--|------------------------------------|
| Held MSU to 10 or fewer first downs: | Alabama, 2018 (7) |
| Recorded 10+ sacks: | Ole Miss, 2008 (11) |
| Recorded seven+ sacks: | Tennessee, 2019 (7) |
| Scored a safety: | Texas A&M, 2013 |
| Scored two safeties: | Florida, 2005 |
| Held MSU to 25 or fewer yards rushing: | Alabama, 2011 (12) |
| Held MSU to 100 or fewer yards passing: | Auburn, 2018 (69) |
| Held MSU to 50 or fewer yards passing: | Florida, 2010 (33) |
| Held MSU to 300 or less yards total offense: | Tennessee, 2019 (267) |
| Held MSU to 200 or less yards total offense: | Alabama, 2018 (184) |
| Held MSU to 100 or fewer yards both rushing & passing: | Ole Miss, 2008 (-51 rush, 88 pass) |

SPECIAL TEAMS

| | |
|-------------------------------------|---|
| Returned a punt for a TD: | Texas A&M, 2016 (Christian Kirk - 93) |
| Returned a blocked punt for a TD: | Ole Miss, 2013 (Terrell Grant - 0) |
| Returned a kickoff for a TD: | Kansas State, 2019 (Malik Knowles - 100) |
| Punted 10+ times: | Vanderbilt, 2009 (11) |
| Did not punt: | Arkansas, 2016 |
| Missed a kicking PAT: | Arkansas, 2016 |
| Missed two kicking PATs: | Tulane, 2006 |
| Blocked a field goal: | Arkansas, 2013 |
| Blocked a punt: | Texas A&M, 2017 |

MISCELLANEOUS

| | |
|---|--|
| Had 30+ first downs: | Ole Miss, 2016 (31) |
| Had 10+ penalties: | Florida, 2018 (11) |
| Had 100+ yards in penalties: | LSU, 2017 (112) |
| Had 35 minutes+ of possession time: | Louisiana Tech, 2017 (36:08) |
| Had two 100-yard rushers and one 100-yard receiver: | Georgia Tech, 2014 (Days 171 rush, Thomas 121 rush, Waller 114 rec.) |
| Had one 100-yard rusher and one 100-yard receiver: | Alabama, 2016 (Hurts 100 rush, Stewart 156 rec.) |

INDIVIDUAL RUSHING

| | |
|------------------------|--|
| Rushed 40+ times: | Deuce McAllister (Ole Miss), 1998 (40) |
| Rushed 35+ times: | Kamryn Pettway (Auburn), 2016 (39) |
| Rushed for 200+ yards: | Rawleigh Williams III (Arkansas), 2016 (205) |
| Rushed for 175+ yards: | Rawleigh Williams III (Arkansas), 2016 (205) |
| Rushed for 150+ yards: | Benny Snell (Kentucky), 2018 (165) |
| Rushed for 125+ yards: | Benny Snell (Kentucky), 2018 (165) |
| Rushed for 100+ yards: | Benny Snell (Kentucky), 2018 (165) |

LAST TIME IT HAPPENED

LAST TIME AN OPPONENT ...

| | |
|------------------------------|---------------------------------------|
| Rushed for five+ touchdowns: | Carnell Williams (Auburn), 2003 (6) |
| Rushed for four+ touchdowns: | Benny Snell (Kentucky), 2018 (4) |
| Had a run of 80+ yards: | Marquis Young (UMass), 2016 (83) |
| Had a run of 70+ yards: | Lamar Jackson (Louisville), 2017 (75) |
| Had a run of 60+ yards: | Lamar Jackson (Louisville), 2017 (75) |
| Had a run of 50+ yards: | Lamar Jackson (Louisville), 2017 (75) |

INDIVIDUAL PASSING

| | |
|---------------------------------|--|
| Passed for 450+ yards: | Devlin Hodges (Samford), 2016 (468) |
| Passed for 400+ yards: | Devlin Hodges (Samford), 2016 (468) |
| Passed for 300+ yards: | Bo Nix (Auburn), 2019 (335) |
| Attempted 60+ passes: | Devlin Hodges (Samford), 2016 (69) |
| Attempted 50+ passes: | Devlin Hodges (Samford), 2016 (69) |
| Completed 30+ passes: | Devlin Hodges (Samford), 2016 (42) |
| Completed 20+ passes: | Levi Lewis (Louisiana), 2019 (24) |
| Threw five+ touchdown passes: | Brandon Allen (Arkansas), 2015 (7) |
| Threw four+ touchdown passes: | Jalen Hurts (Alabama), 2016 (4) |
| Completed a pass for 80+ yards: | Jacoby Brisett to Pharoah McKeever (NC State), 2015 (82) |
| Completed a pass for 70+ yards: | Nate Stanley to Nick Easley (Iowa), 2018 (75) |

INDIVIDUAL RECEIVING

| | |
|---------------------------|---|
| Caught 10+ passes: | Karel Hamilton (Samford), 2016 (14) |
| Caught seven+ passes: | Seth Williams (Auburn), 2019 (8) |
| Had 150+ yards receiving: | A.J. Brown (Ole Miss), 2017 (167) |
| Had 100+ yards receiving: | Seth Williams (Auburn), 2019 (161) |
| Caught three+ TD passes: | ArDarius Stewart (Alabama), 2016 (3) |
| Caught two+ TD passes: | Seth Williams (Auburn), 2019 (2) |

INDIVIDUAL TOTAL OFFENSE

| | |
|---|--|
| Had 500+ yards total offense: | Devlin Hodges (Samford), 2016 (513) |
| Had 400+ yards total offense: | Jalen Hurts (Alabama), 2016 (447) |
| Had 100 yards both passing and rushing: | L. Jackson (Louisville), 2017, (171 pass/158 rush) |

INDIVIDUAL SCORING

| | |
|---------------------------------|---|
| Accounted for six+ touchdowns: | Brandon Allen (Arkansas), 2015 (7 pass) |
| Accounted for five+ touchdowns: | Rawleigh Williams III (Arkansas), 2016 (4 rush, 1 pass) |
| Accounted for four+ touchdowns: | Benny Snell (Kentucky), 2018 (4 rush) |
| Scored four+ touchdowns: | Benny Snell (Kentucky), 2018 (4 rush) |
| Scored three+ touchdowns: | JaTarvious Whitlow (Auburn), 2019 (3 rush) |

INDIVIDUAL DEFENSE

| | |
|----------------------------|---------------------------------------|
| Intercepted three+ passes: | Craig Steltz (LSU), 2007 (3) |
| Intercepted two+ passes: | Grant Delpit (LSU), 2018 (2) |
| Recorded three+ sacks: | Jonathan Allen (Alabama), 2015 (3) |
| Recorded two+ sacks: | Ty Williams (Southern Miss), 2019 (2) |

SPECIAL TEAMS

| | |
|----------------------------|---------------------------------------|
| Scored 10+ points kicking: | Adam Griffith (Alabama), 2016 (14) |
| Kicked five+ field goals: | Austin MacGinnis (Kentucky), 2016 (5) |
| Kicked four field goals: | Cole Tracy (LSU), 2018 (4) |

MSU SCORING DRIVES

MISSISSIPPI STATE: GAME 1 AT LOUISIANA

| Quarter | Game Drive | Plays, Yards | TOP | Result |
|-----------|------------|-------------------|-----------|------------|
| Q1, 15:00 | Drive #1 | 6 plays, 74 yds. | TOP: 2:33 | Result: TD |
| Q2, 11:14 | Drive #10 | 5 plays, 42 yds. | TOP: 1:56 | Result: TD |
| Q2, 4:25 | Drive #12 | 11 plays, 82 yds. | TOP: 3:54 | Result: TD |
| Q3, 11:13 | Drive #16 | 9 plays, 65 yds. | TOP: 4:06 | Result: TD |
| Q4, 13:14 | Drive #20 | 1 plays, 12 yds. | TOP: 0:07 | Result: TD |
| Q4, 2:45 | Drive #24 | 6 plays, 23 yds. | TOP: 1:43 | Result: FG |

MISSISSIPPI STATE: GAME 2 VS. SOUTHERN MISS

| Quarter | Game Drive | Plays, Yards | TOP | Result |
|-----------|------------|-------------------|-----------|------------|
| Q1, 11:45 | Drive #2 | 5 plays, 61 yds. | TOP: 2:09 | Result: TD |
| Q1, 4:50 | Drive #4 | 9 plays, 80 yds. | TOP: 4:55 | Result: TD |
| Q2, 2:37 | Drive #10 | 6 plays, 52 yds. | TOP: 1:55 | Result: TD |
| Q3, 11:02 | Drive #14 | 9 plays, 58 yds. | TOP: 4:25 | Result: TD |
| Q3, 4:42 | Drive #16 | 10 plays, 63 yds. | TOP: 5:30 | Result: FG |
| Q4, 3:07 | Drive #22 | 2 plays, 22 yds. | TOP: 0:47 | Result: TD |

MISSISSIPPI STATE: GAME 3 VS. KANSAS STATE

| Quarter | Game Drive | Plays, Yards | TOP | Result |
|-----------|------------|-------------------|-----------|------------|
| Q2, 10:44 | Drive #8 | 10 plays, 51 yds. | TOP: 5:05 | Result: TD |
| Q2, 0:40 | Drive #12 | 4 plays, 66 yds. | TOP: 0:31 | Result: TD |
| Q3, 11:37 | Drive #16 | 12 plays, 79 yds. | TOP: 6:50 | Result: TD |
| Q3, 1:58 | Drive #19 | 6 plays, 26 yds. | TOP: 2:08 | Result: FG |

MISSISSIPPI STATE: GAME 4 VS. KENTUCKY

| Quarter | Game Drive | Plays, Yards | TOP | Result |
|-----------|------------|-------------------|-----------|------------|
| Q1, 2:49 | Drive #5 | 10 plays, 75 yds. | TOP: 4:25 | Result: TD |
| Q2, 10:36 | Drive #7 | 10 plays, 80 yds. | TOP: 5:51 | Result: TD |
| Q4, 4:39 | Drive #18 | 6 plays, 75 yds. | TOP: 3:00 | Result: TD |

MISSISSIPPI STATE: GAME 5 AT AUBURN

| Quarter | Game Drive | Plays, Yards | TOP | Result |
|-----------|------------|-------------------|-----------|------------|
| Q1, 8:59 | Drive #6 | 12 plays, 75 yds. | TOP: 6:39 | Result: TD |
| Q2, 13:18 | Drive #8 | 11 plays, 66 yds. | TOP: 5:23 | Result: FG |
| Q3, 5:29 | Drive #20 | 6 plays, 65 yds. | TOP: 3:16 | Result: TD |
| Q4, 4:03 | Drive #26 | 8 plays, 78 yds. | TOP: 3:13 | Result: TD |

MSU SCORING DRIVES

MISSISSIPPI STATE: GAME 6 AT TENNESSEE

| Quarter | Game Drive | Plays, Yards | TOP | Result |
|-----------|------------|-------------------|-----------|------------|
| Q2, 14:48 | Drive #7 | 13 plays, 59 yds. | TOP: 7:08 | Result: FG |
| Q4, 12:04 | Drive #18 | 8 plays, 90 yds. | TOP: 3:37 | Result: TD |

OPPONENT SCORING DRIVES

LOUISIANA: GAME 1 VS. MISSISSIPPI STATE

| Quarter | Game Drive | Plays, Yards | TOP | Result |
|-----------|------------|-------------------|-----------|------------|
| Q1, 4:22 | Drive #7 | 3 plays, 15 yds. | TOP: 1:05 | Result: TD |
| Q2, 9:12 | Drive #11 | 10 plays, 69 yds. | TOP: 4:41 | Result: TD |
| Q4, 12:59 | Drive #21 | 9 plays, 69 yds. | TOP: 3:03 | Result: TD |
| Q4, 7:21 | Drive #23 | 14 plays, 99 yds. | TOP: 4:36 | Result: TD |

SOUTHERN MISS: GAME 2 AT MISSISSIPPI STATE

| Quarter | Game Drive | Plays, Yards | TOP | Result |
|----------|------------|------------------|-----------|------------|
| Q3, 6:37 | Drive #15 | 4 plays, 75 yds. | TOP: 1:55 | Result: TD |
| Q4, 7:04 | Drive #19 | 2 plays, 75 yds. | TOP: 0:33 | Result: TD |

KANSAS STATE: GAME 3 AT MISSISSIPPI STATE

| Quarter | Game Drive | Plays, Yards | TOP | Result |
|----------|------------|------------------|-----------|------------|
| Q1, 6:28 | Drive #4 | 9 plays, 36 yds. | TOP: 4:05 | Result: FG |
| Q1, 1:17 | Drive #6 | 6 plays, 55 yds. | TOP: 2:46 | Result: TD |
| Q2, 3:16 | Drive #11 | 5 plays, 30 yds. | TOP: 2:30 | Result: TD |
| Q4, 8:55 | Drive #23 | 6 plays, 53 yds. | TOP: 3:18 | Result: TD |

KENTUCKY: GAME 4 AT MISSISSIPPI STATE

| Quarter | Game Drive | Plays, Yards | TOP | Result |
|----------|------------|-------------------|-----------|------------|
| Q1, 7:11 | Drive #4 | 10 plays, 58 yds. | TOP: 4:22 | Result: FG |
| Q3, 9:10 | Drive #13 | 12 plays, 80 yds. | TOP: 3:40 | Result: TD |
| Q4, 9:11 | Drive #17 | 12 plays, 55 yds. | TOP: 4:32 | Result: FG |

AUBURN: GAME 5 VS. MISSISSIPPI STATE

| Quarter | Game Drive | Plays, Yards | TOP | Result |
|-----------|------------|-------------------|-----------|------------|
| Q1, 13:04 | Drive #2 | 1 plays, 30 yds. | TOP: 0:09 | Result: TD |
| Q1, 11:05 | Drive #4 | 5 plays, 47 yds. | TOP: 1:19 | Result: TD |
| Q1, 9:41 | Drive #5 | 2 plays, 18 yds. | TOP: 0:42 | Result: TD |
| Q1, 2:10 | Drive #7 | 11 plays, 78 yds. | TOP: 3:52 | Result: TD |
| Q2, 7:55 | Drive #9 | 5 plays, 74 yds. | TOP: 2:22 | Result: TD |
| Q2, 2:44 | Drive #13 | 12 plays, 84 yds. | TOP: 2:32 | Result: TD |
| Q3, 15:00 | Drive #15 | 4 plays, 75 yds. | TOP: 1:32 | Result: TD |
| Q3, 2:13 | Drive #21 | 7 plays, 75 yds. | TOP: 2:57 | Result: TD |

OPPONENT SCORING DRIVES

TENNESSEE: GAME 6 VS. MISSISSIPPI STATE

| Quarter | Game Drive | Plays, Yards | TOP | Result |
|----------|------------|------------------|-----------|------------|
| Q1, 9:27 | Drive #4 | 8 plays, 60 yds. | TOP: 4:31 | Result: TD |
| Q2, 0:59 | Drive #10 | 4 plays, 5 yds. | TOP: 0:59 | Result: FG |
| Q3, 9:58 | Drive #13 | 7 plays, 56 yds. | TOP: 3:46 | Result: FG |
| Q4, 8:19 | Drive #19 | 9 plays, 91 yds. | TOP: 5:44 | Result: TD |

DRIVE CHARTS

LONG DRIVE SUPERLATIVES

| | | |
|-----------------------|---|--|
| Longest Drive | MSU | Opponents |
| No. of Plays | 13 (59 yards, 7:08) at Tennessee (10/12), results in made FG | 14 (99 yards, 4:36) by Louisiana (8/31), results in TD |
| By No. of Yards | 90 (8p, 3:37) at Tennessee (10/12), results in TD | 99 yards (14 p, 4:36) by Louisiana (8/31), results in TD |
| By Time of Possession | 7:08 (13p, 59 yards) at Tennessee (10/12), results in made FG | 5:44 (9 p, 91 yards) by Tennessee (10/12), results in TD |

GAME 1 AT LOUISIANA

MISSISSIPPI STATE

| Drive Started | | | | Drive Ended | | | Consumed | |
|---------------|-----|------|-------|--------------|------|-------|--------------|------------|
| Team | Qtr | Spot | Time | Obtained | Spot | Time | How Lost | Pl-YdsTOP |
| MS | 1st | M26 | 15:00 | Kickoff | L00 | 12:27 | * TOUCHDOWN | 6-74 2:33 |
| MS | 1st | L35 | 12:13 | Interception | L28 | 10:11 | Fumble | 4-7 2:02 |
| MS | 1st | M48 | 07:28 | Fumble | L32 | 05:16 | Downs | 6-20 2:12 |
| MS | 1st | M15 | 00:00 | Punt | M15 | 04:22 | Fumble | 0-0 0:00 |
| MS | 1st | M15 | 03:10 | Kickoff | L09 | 13:03 | Missed FG | 10-76 5:07 |
| MS | 2nd | L42 | 11:14 | Fumble | L00 | 09:18 | * TOUCHDOWN | 5-42 1:56 |
| MS | 2nd | M18 | 04:25 | Kickoff | L00 | 00:31 | * TOUCHDOWN | 11-82 3:54 |
| MS | 2nd | M48 | 00:25 | Kickoff | L42 | 00:00 | End of half | 4-10 0:25 |
| MS | 3rd | M35 | 11:13 | Punt | L00 | 07:07 | * TOUCHDOWN | 9-65 4:06 |
| MS | 3rd | M12 | 03:53 | Fumble | L43 | 14:49 | Punt | 7-45 4:04 |
| MS | 4th | L12 | 13:14 | Punt | L00 | 13:07 | * TOUCHDOWN | 1-12 0:07 |
| MS | 4th | M25 | 09:56 | Kickoff | L39 | 07:21 | Punt | 6-36 2:35 |
| MS | 4th | L42 | 02:45 | Kickoff | L19 | 01:02 | * FIELD GOAL | 6-23 1:43 |
| MS | 4th | M01 | 00:00 | Interception | M01 | 00:00 | End of half | 0-0 0:00 |

LOUISIANA

| Drive Started | | | | Drive Ended | | | Consumed | |
|---------------|-----|------|-------|-------------|------|-------|--------------|------------|
| Team | Qtr | Spot | Time | Obtained | Spot | Time | How Lost | Pl-YdsTOP |
| LA | 1st | L22 | 12:20 | Kickoff | L22 | 12:13 | Interception | 1-0 0:07 |
| LA | 1st | L28 | 10:11 | Fumble | M48 | 07:28 | Fumble | 8-24 2:43 |
| LA | 1st | L32 | 05:16 | Downs | L39 | 04:22 | Punt | 3-7 0:54 |
| LA | 1st | M15 | 04:22 | Fumble | M00 | 03:17 | * TOUCHDOWN | 3-15 1:05 |
| LA | 2nd | L20 | 13:03 | Missed FG | L42 | 11:14 | Fumble | 4-22 1:49 |
| LA | 2nd | L31 | 09:12 | Kickoff | M00 | 04:31 | * TOUCHDOWN | 10-69 4:41 |
| LA | 3rd | L25 | 15:00 | Kickoff | L21 | 11:13 | Punt | 6--4 3:47 |
| LA | 3rd | L13 | 06:58 | Kickoff | M12 | 03:53 | Fumble | 8-75 3:05 |
| LA | 4th | L01 | 14:49 | Punt | L09 | 13:14 | Punt | 3-8 1:35 |
| LA | 4th | L31 | 12:59 | Kickoff | M00 | 09:56 | * TOUCHDOWN | 9-69 3:03 |
| LA | 4th | L01 | 07:21 | Punt | M00 | 02:45 | * TOUCHDOWN | 14-99 4:36 |
| LA | 4th | L35 | 00:55 | Kickoff | M33 | 00:00 | Interception | 4-32 0:55 |

GAME 2 VS. SOUTHERN MISS

MISSISSIPPI STATE

| Drive Started | | | | Drive Ended | | | Consumed | |
|---------------|-----|------|-------|--------------|------|-------|--------------|------------|
| Team | Qtr | Spot | Time | Obtained | Spot | Time | How Lost | Pl-YdsTOP |
| MS | 1st | M39 | 11:45 | Punt | U00 | 09:36 | * TOUCHDOWN | 5-61 2:09 |
| MS | 1st | M20 | 04:50 | Missed FG | U00 | 14:55 | * TOUCHDOWN | 9-80 4:55 |
| MS | 2nd | M42 | 10:39 | Fumble | M50 | 08:50 | Punt | 3-8 1:49 |
| MS | 2nd | M50 | 06:27 | Punt | M37 | 04:54 | Punt | 3--13 1:33 |
| MS | 2nd | M48 | 02:37 | Punt | U00 | 00:42 | * TOUCHDOWN | 6-52 1:55 |
| MS | 3rd | M25 | 15:00 | Kickoff | M28 | 13:20 | Punt | 3-3 1:40 |
| MS | 3rd | M42 | 11:02 | Punt | U00 | 06:37 | * TOUCHDOWN | 9-58 4:25 |
| MS | 3rd | M25 | 04:42 | Kickoff | U12 | 14:12 | * FIELD GOAL | 10-63 5:30 |
| MS | 4th | M44 | 12:16 | Punt | U25 | 07:04 | Missed FG | 9-31 5:12 |
| MS | 4th | M25 | 06:31 | Kickoff | M34 | 04:13 | Punt | 3-9 2:18 |
| MS | 4th | U22 | 03:07 | Interception | U00 | 02:20 | * TOUCHDOWN | 2-22 0:47 |
| MS | 4th | M47 | 01:33 | Interception | U46 | 00:00 | End of half | 2-7 1:33 |

SOUTHERN MISS

| Drive Started | | | | Drive Ended | | | Consumed | |
|---------------|-----|------|-------|-------------|------|-------|--------------|------------|
| Team | Qtr | Spot | Time | Obtained | Spot | Time | How Lost | Pl-YdsTOP |
| USM | 1st | U27 | 15:00 | Kickoff | U45 | 11:45 | Punt | 6-18 3:15 |
| USM | 1st | U25 | 09:36 | Kickoff | M19 | 04:50 | Missed FG | 10-56 4:46 |
| USM | 2nd | U25 | 14:55 | Kickoff | M42 | 10:39 | Fumble | 8-33 4:16 |
| USM | 2nd | U08 | 08:50 | Punt | U21 | 06:27 | Punt | 5-13 2:23 |
| USM | 2nd | U04 | 04:54 | Punt | U09 | 02:37 | Punt | 3-5 2:17 |
| USM | 2nd | U25 | 00:42 | Kickoff | M49 | 00:00 | End of half | 3-26 0:42 |
| USM | 3rd | U27 | 13:20 | Punt | U25 | 11:02 | Punt | 3--2 2:18 |
| USM | 3rd | U25 | 06:37 | Kickoff | M00 | 04:42 | * TOUCHDOWN | 4-75 1:55 |
| USM | 4th | U12 | 14:03 | Kickoff | U15 | 12:16 | Punt | 4-3 1:47 |
| USM | 4th | U25 | 07:04 | Missed FG | M00 | 06:31 | * TOUCHDOWN | 2-75 0:33 |
| USM | 4th | U15 | 04:13 | Punt | U39 | 03:07 | Interception | 3-24 1:06 |
| USM | 4th | U25 | 02:20 | Kickoff | U43 | 01:33 | Interception | 3-18 0:47 |

DRIVE CHARTS

GAME 3 VS. KANSAS STATE

MISSISSIPPI STATE

| Drive Started | | | | | Drive Ended | | | Consumed | |
|---------------|-----|------|-------|----------|-------------|-------|--------------|----------|------|
| Team | Qtr | Spot | Time | Obtained | Spot | Time | How Lost | Pl-Yds | TOP |
| MS | 1st | M22 | 15:00 | Kickoff | M39 | 12:23 | Punt | 5-17 | 2:37 |
| MS | 1st | M20 | 08:41 | Downs | K44 | 06:28 | Interception | 5-36 | 2:13 |
| MS | 1st | M25 | 02:23 | Kickoff | M26 | 01:17 | Punt | 3-1 | 1:06 |
| MS | 2nd | M28 | 13:26 | Kickoff | M18 | 10:44 | Punt | 3--10 | 2:42 |
| MS | 2nd | M49 | 10:44 | Fumble | K00 | 05:39 | * TOUCHDOWN | 9-51 | 5:05 |
| MS | 2nd | M28 | 04:12 | Punt | M39 | 03:16 | Fumble | 3-11 | 0:56 |
| MS | 2nd | M34 | 00:40 | Kickoff | K00 | 00:09 | * TOUCHDOWN | 4-66 | 0:31 |
| MS | 3rd | M20 | 12:29 | Punt | M21 | 11:37 | Interception | 3-1 | 0:52 |
| MS | 3rd | M21 | 11:37 | Fumble | K00 | 04:47 | * TOUCHDOWN | 12-79 | 6:50 |
| MS | 3rd | M26 | 03:42 | Punt | M18 | 01:58 | Punt | 3--8 | 1:44 |
| MS | 3rd | M45 | 01:58 | Fumble | K29 | 14:50 | * FIELD GOAL | 6-26 | 2:08 |
| MS | 4th | M10 | 14:28 | Kickoff | M15 | 13:24 | Punt | 3-5 | 1:04 |
| MS | 4th | M08 | 10:21 | Punt | M16 | 08:55 | Punt | 3-8 | 1:26 |
| MS | 4th | M25 | 05:37 | Kickoff | K20 | 02:35 | Downs | 8-55 | 3:02 |
| MS | 4th | M20 | 00:30 | Punt | M40 | 00:00 | End of half | 2-20 | 0:30 |

KANSAS STATE

| Drive Started | | | | | Drive Ended | | | Consumed | |
|---------------|-----|------|-------|--------------|-------------|-------|--------------|----------|------|
| Team | Qtr | Spot | Time | Obtained | Spot | Time | How Lost | Pl-Yds | TOP |
| KS | 1st | K32 | 12:23 | Punt | M20 | 08:41 | Downs | 7-48 | 3:42 |
| KS | 1st | K47 | 06:28 | Interception | M17 | 02:23 | * FIELD GOAL | 9-36 | 4:05 |
| KS | 1st | K45 | 01:17 | Punt | M00 | 13:31 | * TOUCHDOWN | 5-55 | 2:46 |
| KS | 2nd | M49 | 00:00 | Punt | M49 | 10:44 | Fumble | 0-0 | 0:00 |
| KS | 2nd | K25 | 05:39 | Kickoff | K31 | 04:12 | Punt | 3-6 | 1:27 |
| KS | 2nd | M30 | 03:16 | Fumble | M00 | 00:46 | * TOUCHDOWN | 5-30 | 2:30 |
| KS | 2nd | K32 | 00:07 | Kickoff | K30 | 00:00 | End of half | 1--2 | 0:07 |
| KS | 3rd | K22 | 14:52 | Kickoff | K39 | 12:29 | Punt | 5-17 | 2:23 |
| KS | 3rd | M17 | 00:00 | Interception | M17 | 11:37 | Fumble | 0-0 | 0:00 |
| KS | 3rd | K25 | 04:47 | Kickoff | K18 | 03:42 | Punt | 3--7 | 1:05 |
| KS | 3rd | M44 | 00:00 | Punt | M45 | 01:58 | Fumble | 0-1 | 0:00 |
| KS | 4th | M00 | 14:36 | Kickoff | M00 | 14:36 | * TOUCHDOWN | 0-0 | 0:00 |
| KS | 4th | K30 | 13:24 | Punt | K50 | 10:21 | Punt | 5-20 | 3:03 |
| KS | 4th | K47 | 08:55 | Punt | M00 | 05:37 | * TOUCHDOWN | 6-53 | 3:18 |
| KS | 4th | K20 | 02:35 | Downs | K48 | 00:30 | Punt | 5-28 | 2:05 |

GAME 4 VS. KENTUCKY

MISSISSIPPI STATE

| Drive Started | | | | | Drive Ended | | | Consumed | |
|---------------|-----|------|-------|--------------|-------------|-------|--------------|----------|------|
| Team | Qtr | Spot | Time | Obtained | Spot | Time | How Lost | Pl-Yds | TOP |
| MS | 1st | K00 | 13:35 | Interception | K00 | 13:35 | * TOUCHDOWN | 0-0 | 0:00 |
| MS | 1st | M20 | 10:14 | Punt | K48 | 07:11 | Punt | 8-32 | 3:03 |
| MS | 1st | M25 | 02:49 | Kickoff | K00 | 13:24 | * TOUCHDOWN | 9-75 | 4:25 |
| MS | 2nd | M20 | 10:36 | Punt | K00 | 04:45 | * TOUCHDOWN | 10-80 | 5:51 |
| MS | 2nd | M17 | 03:00 | Punt | K32 | 00:48 | Interception | 5-51 | 2:12 |
| MS | 2nd | M29 | 00:05 | Missed FG | M27 | 00:00 | End of half | 1--2 | 0:05 |
| MS | 3rd | M25 | 15:00 | Kickoff | K20 | 09:10 | Fumble | 11-55 | 5:50 |
| MS | 3rd | M25 | 05:30 | Kickoff | K49 | 00:38 | Punt | 6-26 | 4:52 |
| MS | 4th | M20 | 12:15 | Missed FG | M41 | 09:11 | Punt | 5-21 | 3:04 |
| MS | 4th | M25 | 04:39 | Kickoff | K00 | 01:39 | * TOUCHDOWN | 6-75 | 3:00 |
| MS | 4th | K46 | 00:44 | Downs | K48 | 00:00 | End of half | 1--2 | 0:44 |

KENTUCKY

| Drive Started | | | | | Drive Ended | | | Consumed | |
|---------------|-----|------|-------|--------------|-------------|-------|--------------|----------|------|
| Team | Qtr | Spot | Time | Obtained | Spot | Time | How Lost | Pl-Yds | TOP |
| UK | 1st | K25 | 15:00 | Kickoff | K48 | 13:35 | Interception | 4-23 | 1:25 |
| UK | 1st | K25 | 13:35 | Kickoff | K47 | 10:14 | Punt | 6-22 | 3:21 |
| UK | 1st | K20 | 07:11 | Punt | M22 | 02:49 | * FIELD GOAL | 10-58 | 4:22 |
| UK | 2nd | K23 | 13:18 | Kickoff | K44 | 10:36 | Punt | 5-21 | 2:42 |
| UK | 2nd | K25 | 04:45 | Kickoff | K38 | 03:00 | Punt | 4-13 | 1:45 |
| UK | 2nd | M49 | 00:48 | Interception | M29 | 00:05 | Missed FG | 6-20 | 0:43 |
| UK | 3rd | K20 | 09:10 | Fumble | M00 | 05:30 | * TOUCHDOWN | 11-80 | 3:40 |
| UK | 3rd | K20 | 00:38 | Punt | M08 | 12:15 | Missed FG | 9-72 | 3:23 |
| UK | 4th | K34 | 09:11 | Punt | M11 | 04:39 | * FIELD GOAL | 11-55 | 4:32 |
| UK | 4th | K34 | 01:34 | Kickoff | K46 | 00:44 | Downs | 8-12 | 0:50 |

GAME 5 AT AUBURN

MISSISSIPPI STATE

| Drive Started | | | | | Drive Ended | | | Consumed | |
|---------------|-----|------|-------|----------|-------------|-------|--------------|----------|------|
| Team | Qtr | Spot | Time | Obtained | Spot | Time | How Lost | Pl-Yds | TOP |
| MS | 1st | M25 | 15:00 | Kickoff | M06 | 13:04 | Punt | 3--19 | 1:56 |
| MS | 1st | M25 | 12:55 | Kickoff | M22 | 11:05 | Punt | 3--3 | 1:50 |
| MS | 1st | M02 | 09:46 | Kickoff | M18 | 09:41 | Fumble | 0-16 | 0:05 |
| MS | 1st | M25 | 08:59 | Kickoff | A00 | 02:20 | * TOUCHDOWN | 12-75 | 6:39 |
| MS | 2nd | M25 | 13:18 | Kickoff | A09 | 07:55 | * FIELD GOAL | 11-66 | 5:23 |
| MS | 2nd | M25 | 05:33 | Kickoff | M28 | 04:31 | Punt | 3-3 | 1:02 |
| MS | 2nd | A48 | 03:47 | Fumble | A16 | 02:44 | Fumble | 2-32 | 1:03 |
| MS | 2nd | M25 | 00:12 | Kickoff | M23 | 00:00 | End of half | 1--2 | 0:12 |
| MS | 3rd | M25 | 13:28 | Kickoff | M39 | 11:01 | Punt | 4-14 | 2:27 |
| MS | 3rd | M35 | 09:10 | Fumble | M36 | 07:28 | Punt | 3-1 | 1:42 |
| MS | 3rd | M35 | 05:29 | Punt | A00 | 02:13 | * TOUCHDOWN | 6-65 | 3:16 |
| MS | 4th | M25 | 14:16 | Kickoff | M27 | 12:47 | Punt | 3-2 | 1:29 |
| MS | 4th | M48 | 11:09 | Fumble | A20 | 08:46 | Downs | 6-32 | 2:23 |
| MS | 4th | M22 | 04:03 | Downs | A00 | 00:50 | * TOUCHDOWN | 8-78 | 3:13 |

AUBURN

| Drive Started | | | | | Drive Ended | | | Consumed | |
|---------------|-----|------|-------|----------|-------------|-------|-------------|----------|------|
| Team | Qtr | Spot | Time | Obtained | Spot | Time | How Lost | Pl-Yds | TOP |
| AU | 1st | M30 | 13:04 | Punt | M00 | 12:55 | * TOUCHDOWN | 1-30 | 0:09 |
| AU | 1st | M47 | 11:05 | Punt | M00 | 09:41 | * TOUCHDOWN | 5-47 | 1:24 |
| AU | 1st | M18 | 09:41 | Fumble | M00 | 08:59 | * TOUCHDOWN | 2-18 | 0:42 |
| AU | 1st | A22 | 02:10 | Kickoff | M00 | 13:18 | * TOUCHDOWN | 11-78 | 3:52 |
| AU | 2nd | A26 | 07:55 | Kickoff | M00 | 05:33 | * TOUCHDOWN | 5-74 | 2:22 |
| AU | 2nd | A34 | 04:31 | Punt | A48 | 03:47 | Fumble | 2-14 | 0:44 |
| AU | 2nd | A08 | 02:44 | Fumble | M00 | 00:12 | * TOUCHDOWN | 11-92 | 2:32 |
| AU | 3rd | A25 | 15:00 | Kickoff | M00 | 13:28 | * TOUCHDOWN | 4-75 | 1:32 |
| AU | 3rd | A19 | 11:01 | Punt | M35 | 09:10 | Fumble | 4-46 | 1:51 |
| AU | 3rd | A13 | 07:28 | Punt | A22 | 05:29 | Punt | 3-9 | 1:59 |
| AU | 3rd | A25 | 02:13 | Kickoff | M00 | 14:16 | * TOUCHDOWN | 7-75 | 2:57 |
| AU | 4th | A42 | 12:47 | Punt | M48 | 11:09 | Fumble | 3-10 | 1:38 |
| AU | 4th | A20 | 08:46 | Downs | M22 | 04:03 | Downs | 9-58 | 4:43 |
| AU | 4th | A25 | 00:50 | Kickoff | A23 | 00:00 | End of half | 2--2 | 0:50 |

DRIVE CHARTS

GAME 6 AT TENNESSEE

MISSISSIPPI STATE

| Drive Started | | | | | Drive Ended | | | Consumed | |
|---------------|-----|------|-------|--------------|-------------|-------|--------------|----------|------|
| Team | Qtr | Spot | Time | Obtained | Spot | Time | How Lost | Pl-Yds | TOP |
| MS | 1st | M09 | 15:00 | Kickoff | M12 | 12:54 | Punt | 3-3 | 2:06 |
| MS | 1st | M20 | 11:06 | Interception | M17 | 09:27 | Punt | 3--3 | 1:39 |
| MS | 1st | M25 | 04:56 | Kickoff | T32 | 01:14 | Interception | 7-43 | 3:42 |
| MS | 2nd | M08 | 14:48 | Punt | T33 | 07:40 | * FIELD GOAL | 13-59 | 7:08 |
| MS | 2nd | M20 | 02:19 | Interception | M37 | 00:59 | Interception | 4-17 | 1:20 |
| MS | 3rd | M20 | 11:36 | Punt | M24 | 09:58 | Punt | 3-4 | 1:38 |
| MS | 3rd | M25 | 06:12 | Kickoff | M36 | 04:57 | Interception | 4-11 | 1:15 |
| MS | 3rd | M28 | 02:46 | Punt | M24 | 00:32 | Punt | 4--4 | 2:14 |
| MS | 4th | M10 | 12:04 | Punt | T00 | 08:27 | * TOUCHDOWN | 8-90 | 3:37 |
| MS | 4th | M25 | 02:35 | Kickoff | T18 | 00:16 | Missed FG | 11-57 | 2:19 |

TENNESSEE

| Drive Started | | | | | Drive Ended | | | Consumed | |
|---------------|-----|------|-------|--------------|-------------|-------|--------------|----------|------|
| Team | Qtr | Spot | Time | Obtained | Spot | Time | How Lost | Pl-Yds | TOP |
| UT | 1st | M46 | 12:54 | Punt | M12 | 11:06 | Interception | 4-34 | 1:48 |
| UT | 1st | T40 | 09:27 | Punt | M00 | 04:56 | * TOUCHDOWN | 8-60 | 4:31 |
| UT | 1st | T34 | 01:14 | Interception | T40 | 14:48 | Punt | 3-6 | 1:26 |
| UT | 2nd | T15 | 07:38 | Kickoff | M17 | 02:19 | Interception | 9-68 | 5:19 |
| UT | 2nd | M37 | 00:59 | Interception | M32 | 15:00 | * FIELD GOAL | 4-5 | 0:59 |
| UT | 3rd | T25 | 15:00 | Kickoff | T43 | 11:36 | Punt | 6-18 | 3:24 |
| UT | 3rd | T39 | 09:58 | Punt | M05 | 06:12 | * FIELD GOAL | 7-56 | 3:46 |
| UT | 3rd | T35 | 04:57 | Interception | T35 | 02:46 | Punt | 3-0 | 2:11 |
| UT | 3rd | T30 | 00:32 | Punt | M49 | 12:04 | Punt | 6-21 | 3:28 |
| UT | 4th | T09 | 08:19 | Kickoff | M00 | 02:35 | * TOUCHDOWN | 9-91 | 5:44 |
| UT | 4th | T20 | 00:16 | Missed FG | T18 | 00:00 | End of half | 1--2 | 0:16 |



FLETCHER ADAMS

Defensive End
Senior • 6-2 • 265
Brandon, Miss. (Brandon)
Major: Interdisciplinary Studies

43

- Veteran defensive end who enters his fifth year with the program
- Saw his first career action in 2016 after redshirting in 2015
- Played in 43 career games with eight starts
- Recorded 70 career tackles, including 8.0 TFLs
- Against **Kentucky (9/21)**, recorded a sack for the second time in his career and the first since Kansas State last season and also forced a fumble for the second time as a Bulldog
- Collected a TFL **at #7 Auburn (9/28)**, marking his second straight game with a TFL

ADAMS' CAREER DEFENSIVE STATS

| YEAR | G/S | UA | A | TT | TFL-YDS | SACKS-YDS | INT | PD | FF | FR |
|-------|------|----|----|----|---------|-----------|-----|----|----|----|
| 2016 | 11/0 | 4 | 12 | 16 | 0.5-2 | 0-0 | 0 | 0 | 0 | 0 |
| 2017 | 13/6 | 9 | 17 | 26 | 3.5-15 | 0.5-2 | 0 | 1 | 1 | 0 |
| 2018 | 13/2 | 7 | 13 | 20 | 2-10 | 1-8 | 0 | 0 | 0 | 0 |
| 2019 | 6/0 | 5 | 3 | 8 | 2-8 | 1-4 | 0 | 0 | 1 | 0 |
| TOTAL | 43/8 | 25 | 45 | 70 | 8.0-35 | 2.5-14 | 0 | 1 | 2 | 0 |

ADAMS' 2019 GAME-BY-GAME DEFENSIVE STATS

| OPPONENT | G/S | UA | A | TT | TFL-YDS | SACKS-YDS | INT | PD | FF | FR |
|-------------------|-----|----|---|----|---------|-----------|-----|----|----|----|
| at Louisiana | 1/0 | 0 | 0 | 0 | 0.0-0 | 0-0 | 0 | 0 | 0 | 0 |
| Southern Miss | 1/0 | 2 | 2 | 4 | 0.0-0 | 0-0 | 0 | 0 | 0 | 0 |
| Kansas State | 1/0 | 0 | 0 | 0 | 0.0-0 | 0-0 | 0 | 0 | 0 | 0 |
| Kentucky | 1/0 | 1 | 1 | 2 | 1.0-4 | 1-4 | 0 | 0 | 1 | 0 |
| at Auburn | 1/0 | 1 | 0 | 1 | 1.0-4 | 0-0 | 0 | 0 | 0 | 0 |
| at Tennessee | 1/0 | 1 | 0 | 1 | 0.0-0 | 0-0 | 0 | 0 | 0 | 0 |
| LSU | | | | | | | | | | |
| at Texas A&M | | | | | | | | | | |
| at Arkansas | | | | | | | | | | |
| Alabama | | | | | | | | | | |
| Abilene Christian | | | | | | | | | | |
| Ole Miss | | | | | | | | | | |
| TOTAL | 6/0 | 5 | 3 | 8 | 2.0-8 | 1-4 | 0 | 0 | 1 | 0 |



LOGAN BURNETT

Quarterback
Junior • 6-2 • 200
Pelham, Ala. (Bessemer Academy)
Major: Management

17

- A walk-on quarterback who provides depth at signal caller and the scout team
- Has seen playing time in five contests
- Completed one career pass for 25 yards and has rushed once for three career rushing yards
- Made 2019 season debut in the second half **vs. Southern Miss (9/7)**, replacing true freshman Garrett Shrader for a snap after Shrader's helmet came off during the drive

BURNETT'S CAREER PASSING/RUSHING STATS

| YEAR | G/S | CMP | ATT | INT | PCT | YDS | TD | LG | RUSH | YDS | TD | LG |
|-------|-----|-----|-----|-----|-------|-----|----|----|------|-----|----|----|
| 2017 | 2/0 | 0 | 0 | 0 | .000 | 0 | 0 | 0 | 0 | 0 | 0 | 0 |
| 2018 | 2/0 | 1 | 1 | 0 | 1.000 | 25 | 0 | 25 | 1 | 3 | 0 | 3 |
| 2019 | 1/0 | 0 | 0 | 0 | .000 | 0 | 0 | 0 | 0 | 0 | 0 | 0 |
| TOTAL | 5/0 | 1 | 1 | 0 | 1.000 | 25 | 0 | 25 | 1 | 3 | 0 | 3 |

BURNETT'S 2019 GAME-BY-GAME PASSING/RUSHING STATS

| OPPONENT | G/S | CMP | ATT | INT | PCT | YDS | TD | LG | RUSH | YDS | TD | LG |
|-------------------|-----|-----|-----|-----|-----------|-----|----|----|------|-----|----|----|
| at Louisiana | | | | | ---DNP--- | | | | | | | |
| Southern Miss | 1/0 | 0 | 0 | 0 | .000 | 0 | 0 | 0 | 0 | 0 | 0 | 0 |
| Kansas State | | | | | ---DNP--- | | | | | | | |
| Kentucky | | | | | ---DNP--- | | | | | | | |
| at Auburn | | | | | ---DNP--- | | | | | | | |
| at Tennessee | | | | | ---DNP--- | | | | | | | |
| LSU | | | | | | | | | | | | |
| at Texas A&M | | | | | | | | | | | | |
| at Arkansas | | | | | | | | | | | | |
| Alabama | | | | | | | | | | | | |
| Abilene Christian | | | | | | | | | | | | |
| Ole Miss | | | | | | | | | | | | |
| TOTAL | 1/0 | 0 | 0 | 0 | .000 | 0 | 0 | 0 | 0 | 0 | 0 | 0 |



JACE CHRISTMANN

Kicker

Junior • 6-0 • 200

Houston, Texas (Memorial)

Major: Petroleum Engineering

47

- Walk-on kicker who has solidified himself as one of the best at his position in the SEC
- Earned 2017 Freshman All-America and All-SEC honors with his accuracy
- For his career, is 28-of-36 on field goals and 98-of-99 on PATs
- Career-long field goal made is 51 yards
- His career field goal percentage of .778 is second in MSU career history
- Seventh in program history with 28 career field goals made
- Ranks second in program history in career PATs made with 98
- Tied then career high with a 47-yard FG early in the fourth quarter **vs. Kansas State (9/14)**
- He also hit a pair of 47-yarders during the Auburn and Louisiana Tech games last season
- His streak of consecutive made PATs came to a close **at #7 Auburn (9/28)** with 95 consecutive PATs made, a Mississippi State career record
- Converted a career-long 51-yard FG attempt in the second quarter **at Tennessee (10/12)**, the first 50+ yard FG made by an MSU player since 2002

CHRISTMANN'S CAREER KICKING STATS

| YEAR | G | ALL | 1-19 | 20-29 | 30-39 | 40-49 | 50+ | LG | BLK |
|--------------|-----------|--------------|------------|------------|-------------|-------------|----------|-----------|----------|
| 2017 | 13 | 12-14 | 0-0 | 6-6 | 3-3 | 3-5 | 0 | 45 | 0 |
| 2018 | 13 | 12-16 | 2-2 | 2-2 | 4-5 | 4-7 | 0 | 47 | 0 |
| 2019 | 5 | 4-6 | 0-0 | 1-1 | 1-2 | 1-2 | 1 | 51 | 0 |
| TOTAL | 30 | 28-36 | 2-2 | 9-9 | 8-10 | 8-14 | 1 | 51 | 0 |

CHRISTMANN'S 2019 GAME-BY-GAME KICKING STATS

| OPPONENT | MADE | MISSED |
|-------------------|------------|----------|
| at Louisiana | --- | DNP--- |
| Southern Miss | 30 | 43 |
| Kansas State | 47 | --- |
| Kentucky | --- | --- |
| at Auburn | 27 | --- |
| at Tennessee | 51 | 36 |
| LSU | | |
| at Texas A&M | | |
| at Arkansas | | |
| Alabama | | |
| Abilene Christian | | |
| Ole Miss | | |
| TOTAL | 4-6 | 2 |



BRIAN COLE II

Safety

Senior • 6-2 • 210

Saginaw, Mich. (East Mississippi CC)

Major: Communications

32

- Senior Bowl Watch List
- Athletic starting safety in his third season with the program
- Also sees action as a returner on special teams
- Voted a 2019 team captain by his teammates
- An SEC graduate, who earned his degree in interdisciplinary studies in May
- Saw his first career action in 2018 after redshirting in 2017
- Missed the majority of the 2018 season due to upper-body injury
- Played in 11 career contests with 10 starts
- Recorded 41 career tackles, including 9.5 TFLs and 3.0 sacks
- Leads all SEC DBs with 6.5 tackles for loss and ranks tied for third overall in league in TFLs
- Nationally, tied for third among DBs in tackles for loss
- Recovered a fumble at MSU's 48-yard line **vs. Louisiana (8/31)** for the first FR of his career
- Recorded a sack for a 7-yard loss in the second quarter **vs. Southern Miss (9/7)**
- It was his second career sack and first since Sept. 8, 2018 at Kansas State
- Led MSU's defense in the first half against Southern Miss with six tackles, closing the game tied for the team lead with seven total
- Finished the game against USM with career highs in tackles (7), TFLs (2.5) and sacks (1)
- Recorded a TFL for the third straight game with 2.0, including one sack for the second straight week, **vs. Kansas State (9/14)**
- Also forced the first fumble of his career with his strip sack against Kansas State
- Recorded the second interception of his career, picking off a pass in the end zone during the second quarter **at Tennessee (9/12)**
- It was his first interception since last season at Kentucky on Sept. 22, 2018
- Totaled five tackles at Tennessee, including a tackle for loss to push his season total to 6.5

COLE'S CAREER DEFENSIVE STATS

| YEAR | G/S | UA | A | TT | TFL-YDS | SACKS-YDS | INT | PD | FF | FR |
|--------------|--------------|-----------|-----------|-----------|---------------|-------------|----------|----------|----------|----------|
| 2018 | 5/4 | 5 | 6 | 11 | 3-7 | 1-1 | 1 | 1 | 0 | 0 |
| 2019 | 6/6 | 21 | 9 | 30 | 6.5-27 | 2-17 | 1 | 2 | 1 | 1 |
| TOTAL | 11/10 | 26 | 15 | 41 | 9.5-34 | 3-18 | 2 | 3 | 1 | 1 |

COLE'S 2019 GAME-BY-GAME DEFENSIVE STATS

| OPPONENT | G/S | UA | A | TT | TFL-YDS | SACKS-YDS | INT | PD | FF | FR |
|-------------------|------------|-----------|----------|-----------|---------------|-------------|----------|----------|----------|----------|
| at Louisiana | 1/1 | 3 | 0 | 3 | 1.0-3 | 0-0 | 0 | 0 | 0 | 1 |
| Southern Miss | 1/1 | 5 | 2 | 7 | 2.5-10 | 1-7 | 0 | 0 | 0 | 0 |
| Kansas State | 1/1 | 4 | 2 | 6 | 2.0-12 | 1-10 | 0 | 0 | 1 | 0 |
| Kentucky | 1/1 | 2 | 3 | 5 | 0.0-0 | 0-0 | 0 | 1 | 0 | 0 |
| at Auburn | 1/1 | 4 | 0 | 4 | 0.0-0 | 0-0 | 0 | 0 | 0 | 0 |
| at Tennessee | 1/1 | 3 | 2 | 5 | 1.0-2 | 0-0 | 1 | 1 | 0 | 0 |
| LSU | | | | | | | | | | |
| at Texas A&M | | | | | | | | | | |
| at Arkansas | | | | | | | | | | |
| Alabama | | | | | | | | | | |
| Abilene Christian | | | | | | | | | | |
| Ole Miss | | | | | | | | | | |
| TOTAL | 6/6 | 21 | 9 | 30 | 6.5-27 | 2-17 | 1 | 2 | 1 | 1 |



JADEN CRUMEDY

Defensive Tackle
Redshirt Freshman • 6-5 • 300
Hattiesburg, Miss. (Oak Grove)
Major: Undeclared

84


- Talented defensive tackle who is in his second year with the program
- Saw action in two contests as a true freshman before redshirting
- Played in eight career games with three starts
- Recorded 10 career tackles, including 1.0 for loss
- Made his first start at defensive tackle **vs. Louisiana (8/31)** and collected three solo stops
- Matched his career high with three tackles **at #7 Auburn (9/28)**, including the first tackle for loss of his career

CRUMEDY'S CAREER DEFENSIVE STATS

| YEAR | G/S | UA | A | TT | TFL-YDS | SACKS-YDS | INT | PD | FF | FR |
|--------------|------------|----------|----------|-----------|--------------|------------|----------|----------|----------|----------|
| 2018 | 2/0 | 0 | 0 | 0 | 0-0 | 0-0 | 0 | 0 | 0 | 0 |
| 2019 | 6/3 | 6 | 4 | 10 | 1.0-1 | 0-0 | 0 | 0 | 0 | 0 |
| TOTAL | 8/3 | 6 | 4 | 10 | 1.0-1 | 0-0 | 0 | 0 | 0 | 0 |

CRUMEDY'S 2019 GAME-BY-GAME DEFENSIVE STATS

| OPPONENT | G/S | UA | A | TT | TFL-YDS | SACKS-YDS | INT | PD | FF | FR |
|-------------------|------------|----------|----------|-----------|--------------|------------|----------|----------|----------|----------|
| at Louisiana | 1/1 | 3 | 0 | 3 | 0.0-0 | 0-0 | 0 | 0 | 0 | 0 |
| Southern Miss | 1/0 | 0 | 1 | 1 | 0.0-0 | 0-0 | 0 | 0 | 0 | 0 |
| Kansas State | 1/1 | 0 | 2 | 2 | 0.0-0 | 0-0 | 0 | 0 | 0 | 0 |
| Kentucky | 1/0 | 0 | 0 | 0 | 0.0-0 | 0-0 | 0 | 0 | 0 | 0 |
| at Auburn | 1/1 | 3 | 0 | 3 | 1.0-1 | 0-0 | 0 | 0 | 0 | 0 |
| at Tennessee | 1/0 | 0 | 1 | 1 | 0.0-0 | 0-0 | 0 | 0 | 0 | 0 |
| LSU | | | | | | | | | | |
| at Texas A&M | | | | | | | | | | |
| at Arkansas | | | | | | | | | | |
| Alabama | | | | | | | | | | |
| Abilene Christian | | | | | | | | | | |
| Ole Miss | | | | | | | | | | |
| TOTAL | 6/3 | 6 | 4 | 10 | 1.0-1 | 0-0 | 0 | 0 | 0 | 0 |



CAMERON DANTZLER

Cornerback
Junior • 6-2 • 185
Hammond, La. (St. Thomas Aquinas)
Major: Human Development/Family Sciences

3

- Bednarik Award Watch List
- Jim Thorpe Award Watch List
- Nagurski Trophy Watch List
- Preseason Second Team All-American (Lindy's Sports)
- Preseason Fourth Team All-American (Phil Steele, Athlon Sports)
- Preseason Second Team All-SEC (Media, Coaches, PFF, Athlon Sports, Phil Steele)
- Lockdown corner who is in his second season as a starter
- Saw his first career action in 2017 after redshirting in 2016
- Played in 31 career games with 18 starts
- Recorded 84 career tackles, including 4.0 TFLs
- Produced five career interceptions and 21 passes defended
- Leads Mississippi State in passes defended this season with six (2 INT; 4 PBU)
- Holds a 46.9 NFL passer rating against, according to PFF
- Recorded an interception on **Louisiana's (8/31)** first offensive play of the game
- Matched career high with seven tackles against the Ragin' Cajuns and added the first fumble recovery of his career
- Did not see action **vs. Kansas State (9/14)** due to a lower-body injury
- Matched career high with three PBUs **vs. Kentucky (9/21)** and added five total tackles
- Collected his second interception of the season, picking off a pass in the corner of the end zone on **Tennessee's (9/12)** first possession of the game to eliminate a drive

DANTZLER'S CAREER DEFENSIVE STATS

| YEAR | G/S | UA | A | TT | TFL-YDS | SACKS-YDS | INT | PD | FF | FR |
|--------------|--------------|-----------|-----------|-----------|---------------|------------|----------|-----------|----------|----------|
| 2017 | 13/0 | 15 | 10 | 25 | 2-9 | 0-0 | 1 | 4 | 0 | 0 |
| 2018 | 13/13 | 32 | 11 | 43 | 2-12 | 1-9 | 2 | 11 | 0 | 0 |
| 2019 | 5/5 | 14 | 2 | 16 | 0-0 | 0-0 | 2 | 6 | 0 | 1 |
| TOTAL | 31/18 | 61 | 23 | 84 | 4.0-21 | 1-9 | 5 | 21 | 0 | 1 |

DANTZLER'S 2019 GAME-BY-GAME DEFENSIVE STATS

| OPPONENT | G/S | UA | A | TT | TFL-YDS | SACKS-YDS | INT | PD | FF | FR |
|-------------------|------------|-----------|----------|-----------|--------------|------------|----------|----------|----------|----------|
| at Louisiana | 1/1 | 7 | 0 | 7 | 0.0-0 | 0-0 | 1 | 1 | 0 | 1 |
| Southern Miss | 1/1 | 1 | 0 | 1 | 0.0-0 | 0-0 | 0 | 1 | 0 | 0 |
| Kansas State | | | | | ---DNP--- | | | | | |
| Kentucky | 1/1 | 4 | 1 | 5 | 0.0-0 | 0-0 | 0 | 3 | 0 | 0 |
| at Auburn | 1/1 | 1 | 0 | 1 | 0.0-0 | 0-0 | 0 | 0 | 0 | 0 |
| at Tennessee | 1/1 | 1 | 1 | 2 | 0.0-0 | 0-0 | 1 | 1 | 0 | 0 |
| LSU | | | | | | | | | | |
| at Texas A&M | | | | | | | | | | |
| at Arkansas | | | | | | | | | | |
| Alabama | | | | | | | | | | |
| Abilene Christian | | | | | | | | | | |
| Ole Miss | | | | | | | | | | |
| TOTAL | 5/5 | 14 | 2 | 16 | 0.0-0 | 0-0 | 2 | 6 | 0 | 1 |



TUCKER DAY

Punter

Sophomore • 6-0 • 210

Brentwood, Tenn. (Brentwood)

Major: Marketing

37

- Versatile specialist that serves as the primary punter and is also in the mix for kickoff duties
- Recorded 70 career punts for 2,860 yards and a 40.9 average
- Longest punt of his career is 70 yards
- Punted 23 times in 2019 for 1,009 yards with a 44.9 average and six punts inside the 20
- Five of his punts this season have gone for 50+ yards
- Averages 64.0 yards per kickoff with three of his five KOs going for touchbacks
- Downed both of his fourth-quarter punts **vs. Louisiana (8/31)** at the 1-yard-line
- First two punts **vs. Southern Miss (9/7)** were both downed inside the 10-yard line
- Boomed a 55-yard punt during the fourth quarter **vs. Kansas State (9/14)**, marking his third punt of the season and seventh of his career of 50-plus yards.
- Punted three times for 147 yards, including a 50-yarder, to average 49.0 yards per punt **vs. Kentucky (9/21)**

DAY'S CAREER PUNTING STATS

| YEAR | G | NO | YDS | LG | AVG | I20 | 50+ |
|--------------|-----------|-----------|-------------|-----------|-------------|-----------|----------|
| 2017 | 2 | 0 | 0 | 0 | 0.0 | 0 | 0 |
| 2018 | 13 | 47 | 1851 | 70 | 39.4 | 13 | 4 |
| 2019 | 6 | 23 | 1009 | 59 | 43.9 | 6 | 5 |
| TOTAL | 21 | 70 | 2860 | 70 | 40.9 | 19 | 9 |



MALIK DEAR

Wide Receiver

Senior • 5-9 • 220

Jackson, Miss. (Murrah)

Major: Workforce Education Leadership

9

- Veteran wide receiver in his fourth season with the program
- Also sees action as a returner on special teams and as a backup running back
- An SEC graduate, who earned his degree in kinesiology last December
- Saw his first career action in 2015 and redshirted the 2017 season due to an ACL injury
- Played in 40 games with nine starts and accounted for six touchdowns
- Returned a punt 40 yards to **Louisiana's (8/31)** 12-yard line at the 13:14 mark in the fourth quarter to set up an MSU score the following play
- The 40-yard punt return was the longest return of his career
- Caught his first passes of the season **vs. Kentucky (9/21)** for 28 total yards and also lined up at running back for one rushing attempt against the Wildcats

DEAR'S CAREER RECEIVING STATS

| YEAR | G/S | REC | YDS | AVG | TD | LP/OPPONENT |
|--------------|-------------|-----------|------------|-------------|----------|-------------------|
| 2015 | 11/0 | 22 | 217 | 9.9 | 2 | 27/LA TECH |
| 2016 | 12/9 | 23 | 264 | 11.5 | 2 | 33/SAMFORD |
| 2018 | 11/0 | 1 | 12 | 12.0 | 0 | 12/LOUISIANA |
| 2019 | 6/0 | 2 | 28 | 12.0 | 0 | 20/KENTUCKY |
| TOTAL | 40/9 | 48 | 521 | 10.9 | 4 | 33/SAMFORD |

DEAR'S CAREER PUNT RETURN STATS

| YEAR | G/S | PR | YDS | AVG | LG | TD |
|--------------|-------------|----------|-----------|------------|-----------|----------|
| 2015 | 11/0 | 1 | 7 | 7.0 | 7 | 0 |
| 2016 | 12/9 | 0 | 0 | 0.0 | 0 | 0 |
| 2018 | 11/0 | 3 | 9 | 3.0 | 9 | 0 |
| 2019 | 6/0 | 4 | 49 | 12.3 | 40 | 0 |
| TOTAL | 40/9 | 8 | 65 | 8.1 | 40 | 0 |

DEAR'S 2019 GAME-BY-GAME RECEIVING STATS

| OPPONENT | G/S | REC | YDS | AVG | TD | LG |
|-------------------|------------|----------|-----------|-------------|----------|-----------|
| Louisiana | 1/0 | 0 | 0 | 0.0 | 0 | 0 |
| Southern Miss | 1/0 | 0 | 0 | 0.0 | 0 | 0 |
| Kansas State | 1/0 | 0 | 0 | 0.0 | 0 | 0 |
| Kentucky | 1/0 | 2 | 28 | 14.0 | 0 | 20 |
| at Auburn | 1/0 | 0 | 0 | 0.0 | 0 | 0 |
| at Tennessee | 1/0 | 0 | 0 | 0.0 | 0 | 0 |
| LSU | | | | | | |
| at Texas A&M | | | | | | |
| at Arkansas | | | | | | |
| Alabama | | | | | | |
| Abilene Christian | | | | | | |
| Ole Miss | | | | | | |
| TOTAL | 6/0 | 2 | 28 | 14.0 | 0 | 20 |



MARTIN EMERSON JR.

Cornerback
Freshman • 6-2 • 195
Pensacola, Fla. (Pine Forest)
Major: Undeclared

1

- A physical playmaker with quality size and speed
- Appeared in six games as a true freshman for the Bulldogs
- Made collegiate debut **vs. Louisiana (8/31)** and collected one tackle
- Notched his first career INT in the fourth quarter **vs. Southern Miss (9/7)**, returning the pick 45 yards to set up an MSU touchdown
- First Bulldog true freshman to record an interception since 2012 Jim Thorpe Award winner Johnthan Banks did so in 2009
- Turned in solid performance **at #7 Auburn (9/8)**, totaling a career-high six tackles and his first tackle for loss as a Bulldog

EMERSON'S CAREER DEFENSIVE STATS

| YEAR | G/S | UA | A | TT | TFL-YDS | SACKS-YDS | INT | PD | FF | FR |
|--------------|------------|----------|----------|-----------|--------------|------------|----------|----------|----------|----------|
| 2019 | 6/0 | 7 | 5 | 12 | 1.0-1 | 0-0 | 1 | 1 | 0 | 0 |
| TOTAL | 6/0 | 7 | 5 | 12 | 1.0-1 | 0-0 | 1 | 1 | 0 | 0 |

EMERSON'S 2019 GAME-BY-GAME DEFENSIVE STATS

| OPPONENT | G/S | UA | A | TT | TFL-YDS | SACKS-YDS | INT | PD | FF | FR |
|-------------------|------------|----------|----------|-----------|--------------|------------|----------|----------|----------|----------|
| at Louisiana | 1/0 | 1 | 0 | 1 | 0.0-0 | 0-0 | 0 | 0 | 0 | 0 |
| Southern Miss | 1/0 | 0 | 0 | 0 | 0.0-0 | 0-0 | 1 | 1 | 0 | 0 |
| Kansas State | 1/0 | 1 | 1 | 2 | 0.0-0 | 0-0 | 0 | 0 | 0 | 0 |
| Kentucky | 1/0 | 1 | 1 | 2 | 0.0-0 | 0-0 | 0 | 0 | 0 | 0 |
| at Auburn | 1/0 | 4 | 2 | 6 | 1.0-1 | 0-0 | 0 | 0 | 0 | 0 |
| at Tennessee | 1/0 | 0 | 1 | 1 | 0.0-0 | 0-0 | 0 | 0 | 0 | 0 |
| LSU | | | | | | | | | | |
| at Texas A&M | | | | | | | | | | |
| at Arkansas | | | | | | | | | | |
| Alabama | | | | | | | | | | |
| Abilene Christian | | | | | | | | | | |
| Ole Miss | | | | | | | | | | |
| TOTAL | 6/0 | 7 | 5 | 12 | 1.0-1 | 0-0 | 1 | 1 | 0 | 0 |



CAMERON GARDNER

Wide Receiver
Redshirt Freshman • 6-4 • 220
Starkville, Miss. (Starkville)
Major: Undeclared

18

- Sure-handed receiver in his second season with the program
- Saw action in three contests as a true freshman
- Played in nine career games with one start
- Made the first start of his collegiate career **vs. Louisiana (8/31)**
- Recorded a 7-yard reception, the first of his career, **vs. Southern Miss (9/7)**

GARDNER'S CAREER RECEIVING STATS

| YEAR | G/S | REC | YDS | AVG | TD | LP/OPPONENT |
|--------------|------------|----------|----------|------------|----------|--------------|
| 2018 | 3/0 | 0 | 0 | 0.0 | 0 | N/A |
| 2019 | 6/1 | 1 | 7 | 7.0 | 0 | 7/USM |
| TOTAL | 9/1 | 1 | 7 | 7.0 | 0 | 7/USM |

GARDNER'S 2019 GAME-BY-GAME RECEIVING STATS

| OPPONENT | G/S | REC | YDS | AVG | TD | LG |
|-------------------|------------|----------|----------|------------|----------|----------|
| at Louisiana | 1/1 | 0 | 0 | 0.0 | 0 | 0 |
| Southern Miss | 1/0 | 1 | 7 | 7.0 | 0 | 7 |
| Kansas State | 1/0 | 0 | 0 | 0.0 | 0 | 0 |
| Kentucky | 1/0 | 0 | 0 | 0.0 | 0 | 0 |
| at Auburn | 1/0 | 0 | 0 | 0.0 | 0 | 0 |
| at Tennessee | 1/0 | 0 | 0 | 0.0 | 0 | 0 |
| LSU | | | | | | |
| at Texas A&M | | | | | | |
| at Arkansas | | | | | | |
| Alabama | | | | | | |
| Abilene Christian | | | | | | |
| Ole Miss | | | | | | |
| Louisiana | | | | | | |
| TOTAL | 6/1 | 1 | 7 | 7.0 | 0 | 7 |



NICK GIBSON

Running Back
Senior • 5-11 • 215
Birmingham, Ala. (Pinson Valley)
Major: Kinesiology

21

- Senior running back who serves as the primary back-up to Kylin Hill
- Saw his first career action in 2016 after redshirting in 2015
- Appeared in 29 contests with one career start
- Recorded 563 career rushing yards for four touchdowns
- Added 61 career receiving yards
- Scored third career rushing TD on an 8-yard run in the second quarter **vs. Louisiana (8/31)**
- It was his first score on the ground since Nov. 17, 2018 vs. Arkansas
- Added his second rushing touchdown of the season and his fourth of his career going untouched on a 13-yard rush during the second quarter **vs. Southern Miss (9/7)**
- Did not see action **vs. Kansas State (9/14)** and **vs. Kentucky (9/21)** due to a lower-body injury

GIBSON'S CAREER RUSHING/RECEIVING STATS

| YEAR | G/S | RUSH | YDS | AVG | TD | LG | REC | YDS | AVG | TD | LG |
|--------------|-------------|-----------|------------|------------|----------|-----------|----------|-----------|------------|----------|-----------|
| 2016 | 3/0 | 9 | 57 | 6.3 | 0 | 14 | 0 | 0 | 0.0 | 0 | 0 |
| 2017 | 13/1 | 45 | 239 | 5.3 | 1 | 39 | 3 | 25 | 8.3 | 0 | 12 |
| 2018 | 9/0 | 27 | 205 | 7.6 | 1 | 62 | 5 | 36 | 7.2 | 0 | 12 |
| 2019 | 4/0 | 10 | 62 | 6.2 | 2 | 19 | 0 | 0 | 0.0 | 0 | 0 |
| Total | 29/1 | 91 | 563 | 6.2 | 4 | 62 | 8 | 61 | 7.6 | 0 | 12 |

GIBSON'S 2019 GAME-BY-GAME RUSHING/RECEIVING STATS

| OPPONENT | G/S | RUSH | YDS | AVG | TD | LG | REC | YDS | AVG | TD | LG |
|-------------------|------------|-----------|-----------|------------|----------|-----------|----------|----------|------------|----------|----------|
| at Louisiana | 1/0 | 2 | 27 | 13.5 | 1 | 19 | 0 | 0 | 0.0 | 0 | 0 |
| Southern Miss | 1/0 | 5 | 31 | 6.2 | 1 | 13 | 0 | 0 | 0.0 | 0 | 0 |
| Kansas State | | | | | | --- | DNP--- | | | | |
| Kentucky | | | | | | --- | DNP--- | | | | |
| at Auburn | 1/0 | 1 | -1 | -1.0 | 0 | 0 | 0 | 0 | 0.0 | 0 | 0 |
| at Tennessee | 1/0 | 2 | 5 | 2.5 | 0 | 4 | 0 | 0 | 0.0 | 0 | 0 |
| LSU | | | | | | | | | | | |
| at Texas A&M | | | | | | | | | | | |
| at Arkansas | | | | | | | | | | | |
| Alabama | | | | | | | | | | | |
| Abilene Christian | | | | | | | | | | | |
| Ole Miss | | | | | | | | | | | |
| TOTAL | 4/0 | 10 | 62 | 6.2 | 2 | 19 | 0 | 0 | 0.0 | 0 | 0 |



FARROD GREEN

Tight End
Senior • 6-4 • 240
Wesson, Miss. (Wesson Attendance Center)
Major: Human Development/Family Sciences

82

- John Mackey Award Watch List
- Hard-nosed and experienced tight end who enters his fifth season
- Saw his first career action in 2016 after redshirting in 2015
- Punishing blocker and because of his physical ability, has also seen action on special teams
- Played in 44 games with 27 starts
- Collected 40 career receptions for 490 yards and one touchdown
- Recorded three receptions for 36 yards **vs. Kentucky (9/21)** for his first multi-reception game of his senior season
- Hauled in a 47-yard completion from Garrett Shrader late in the second quarter **at #7 Auburn (9/28)**, the Bulldogs' longest passing play from scrimmage this season
- Equaled a career high in catches (3) and set a career high in receiving yards (69) at Auburn

GREEN'S CAREER RECEIVING STATS

| YEAR | G/S | REC | YDS | AVG | TD | LP/OPPONENT |
|--------------|--------------|-----------|------------|-------------|----------|---------------|
| 2016 | 12/8 | 11 | 121 | 11.0 | 1 | 18/ALABAMA |
| 2017 | 13/13 | 9 | 174 | 19.3 | 0 | 62/CSU |
| 2018 | 13/0 | 11 | 81 | 7.4 | 0 | 13/AUBURN |
| 2019 | 6/6 | 9 | 114 | 12.7 | 0 | 47/AUBURN |
| TOTAL | 44/27 | 40 | 490 | 12.3 | 1 | 62/CSU |

GREEN'S 2019 GAME-BY-GAME RECEIVING STATS

| OPPONENT | G/S | REC | YDS | AVG | TD | LG |
|-------------------|------------|----------|------------|-------------|----------|-----------|
| at Louisiana | 1/1 | 1 | 3 | 3.0 | 0 | 3 |
| Southern Miss | 1/1 | 0 | 0 | 0.0 | 0 | 0 |
| Kansas State | 1/1 | 1 | 13 | 13.0 | 0 | 13 |
| Kentucky | 1/1 | 3 | 20 | 6.7 | 0 | 13 |
| at Auburn | 1/1 | 3 | 69 | 23.0 | 0 | 47 |
| at Tennessee | 1/1 | 1 | 9 | 9.0 | 0 | 9 |
| LSU | | | | | | |
| at Texas A&M | | | | | | |
| at Arkansas | | | | | | |
| Alabama | | | | | | |
| Abilene Christian | | | | | | |
| Ole Miss | | | | | | |
| TOTAL | 6/6 | 9 | 114 | 12.7 | 0 | 47 |



STEPHEN GUIDRY

Wide Receiver
Senior • 6-4 • 200
New Roads, La. (Hinds [MS] CC)
Major: Interdisciplinary studies

1

- Senior Bowl Watch List
- A big-play threat who can stretch the field
- The team leader in receiving yards (440) during his first year with the program in 2018
- Played in 18 games with eight starts
- Totaled 553 career receiving yards and five touchdowns
- Nine of his 10 receptions this season have converted a first down
- Hauled in an 11-yard TD reception in the second quarter **vs. Southern Miss (9/7)**, becoming the third different MSU receiver with a receiving TD this season
- Did not see action **vs. Kentucky (9/21)** due to injury
- Hauled in his second touchdown of the season with a 9-yard catch from Garrett Shrader in the first quarter **at #7 Auburn (2/28)**
- Caught two passes for 36 total yards and tied his season long with a 19-yard reception **at Tennessee (10/12)**

GUIDRY'S CAREER RECEIVING STATS

| YEAR | G/S | REC | YDS | AVG | TD | LP/OPPONENT |
|--------------|-------------|-----------|------------|-------------|----------|-------------------------|
| 2018 | 13/5 | 19 | 440 | 23.2 | 3 | 84/TEXAS A&M |
| 2019 | 5/3 | 10 | 113 | 11.3 | 2 | 19/TENNESSEE |
| TOTAL | 18/8 | 19 | 553 | 19.1 | 5 | 84/TEXAS A&M |

GUIDRY'S 2019 GAME-BY-GAME RECEIVING STATS

| OPPONENT | G/S | REC | YDS | AVG | TD | LG |
|-------------------|------------|-----------|------------|-------------|----------|-----------|
| Louisiana | 1/0 | 4 | 36 | 9.0 | 0 | 19 |
| Southern Miss | 1/1 | 3 | 32 | 10.7 | 1 | 11 |
| Kansas State | 1/1 | 0 | 0 | 0.0 | 0 | 0 |
| Kentucky | | --- | DNP--- | | | |
| at Auburn | 1/1 | 1 | 9 | 9.0 | 1 | 9 |
| at Tennessee | 1/0 | 2 | 36 | 18.0 | 0 | 19 |
| LSU | | | | | | |
| at Texas A&M | | | | | | |
| at Arkansas | | | | | | |
| Alabama | | | | | | |
| Abilene Christian | | | | | | |
| Ole Miss | | | | | | |
| TOTAL | 5/3 | 10 | 113 | 11.3 | 2 | 19 |



KYLIN HILL

Running Back
Junior • 5-11 • 215
Columbus, Miss. (Columbus)
Major: Psychology

8

- Maxwell Award and Doak Walker Award Watch Lists
- Preseason Third Team All-SEC (Coaches, Athlon Sports, Phil Steele)
- Shifty, powerful running back who enters his second season as a starter
- Appeared in 30 contests with 17 career starts
- Has not fumbled in 314 career carries
- Collected seven career 100-yard rushing contests and needs just two more to enter MSU's career top 10 in 100-yard rushing games
- Only player in the nation to go over 100-yards rushing in each of the first four games this season and the first MSU player to accomplish this feat since at least 1990
- Ranks second in the SEC in yards after contact - 359 this season
- Totaled 21 rushes of 10+ yards this season to rank tied for fifth nationally in explosive runs
- Game-high 197 yards rushing on 27 carries and had a rushing TD **vs. Louisiana (8/31)**
- With 123 rushing yards **vs. Southern Miss (9/7)**, joined RB Vick Ballard as the only MSU players with 100+ rushing yards in each of the first two games of a season since 1999
- His 100-yard rushing game snapped Southern Miss' streak of 15 consecutive games without allowing a 100-yard rusher
- Racked up five 15+ yards plays from scrimmage against the Golden Eagles (1 receiving, 4 rushing), highlighted by a pair of 22-yard runs
- Totaled 111 yards on 24 carries **vs. Kansas State (9/14)**
- Logged his fourth run of 20+ yards this season with a 22-yard carry in the second quarter against the Wildcats
- Rushed for 120 yards on 26 carries with a career-best three touchdowns **vs. Kentucky (9/21)**, which including a leaping score from the 4-yard line as he extended the ball inside the pylon for a touchdown
- First MSU running back with three or more rushing touchdowns in a game since Vick Ballard had three in 2011 against Memphis and the first to do so in an SEC game since 2010

HILL'S CAREER RUSHING/RECEIVING STATS

| YEAR | G/S | RUSH | YDS | AVG | TD | LG | REC | YDS | AVG | TD | LG |
|--------------|--------------|------------|-------------|------------|-----------|-----------|-----------|------------|------------|----------|-----------|
| 2017 | 13/0 | 78 | 393 | 5.0 | 2 | 30 | 4 | 38 | 9.5 | 0 | 17 |
| 2018 | 11/11 | 117 | 734 | 6.3 | 4 | 52 | 22 | 176 | 8.0 | 4 | 53 |
| 2019 | 6/6 | 119 | 609 | 5.1 | 5 | 22 | 7 | 70 | 10.0 | 0 | 18 |
| TOTAL | 30/17 | 314 | 1736 | 5.5 | 11 | 52 | 33 | 284 | 8.6 | 4 | 53 |

HILL'S 2019 GAME-BY-GAME RUSHING/RECEIVING STATS

| OPPONENT | G/S | RUSH | YDS | AVG | TD | LG | REC | YDS | AVG | TD | LG |
|-------------------|------------|------------|------------|------------|----------|-----------|----------|-----------|-------------|----------|-----------|
| at Louisiana | 1/1 | 27 | 197 | 7.3 | 1 | 20 | 1 | 10 | 10.0 | 0 | 10 |
| Southern Miss | 1/1 | 14 | 123 | 8.8 | 1 | 22 | 2 | 19 | 9.5 | 0 | 15 |
| Kansas State | 1/1 | 24 | 111 | 4.6 | 0 | 22 | 2 | 20 | 10.0 | 0 | 12 |
| Kentucky | 1/1 | 26 | 120 | 4.6 | 3 | 18 | 0 | 0 | 0.0 | 0 | 0 |
| at Auburn | 1/1 | 17 | 45 | 2.6 | 0 | 13 | 2 | 21 | 10.5 | 0 | 18 |
| at Tennessee | 1/1 | 11 | 13 | 0.8 | 0 | 4 | 0 | 0 | 0.0 | 0 | 0 |
| LSU | | | | | | | | | | | |
| at Texas A&M | | | | | | | | | | | |
| at Arkansas | | | | | | | | | | | |
| Alabama | | | | | | | | | | | |
| Abilene Christian | | | | | | | | | | | |
| Ole Miss | | | | | | | | | | | |
| TOTAL | 6/6 | 119 | 609 | 5.1 | 5 | 22 | 7 | 70 | 10.0 | 0 | 18 |



DONTEA JONES

Tight End
Junior • 6-4 • 250
McCool, Miss. (Jireh [NC] Prep)
Major: Interdisciplinary Studies

84


- Athletic playmaker that holds a pivotal role at tight end
- Saw his first career action in 2017 after redshirting in 2016
- Played in 22 career games as a reserve tight end
- Made eight career catches for 101 yards and a touchdown

JONES' CAREER RECEIVING STATS

| YEAR | G/S | REC | YDS | AVG | TD | LP/OPPONENT |
|--------------|-------------|----------|------------|-------------|----------|------------------|
| 2017 | 4/0 | 0 | 0 | 0.0 | 0 | NA |
| 2018 | 12/0 | 4 | 66 | 16.5 | 1 | 21/KSTATE |
| 2019 | 6/0 | 4 | 35 | 8.8 | 0 | 14/LOUISIANA |
| TOTAL | 22/0 | 8 | 101 | 12.6 | 1 | 21/KSTATE |

JONES' 2019 GAME-BY-GAME RECEIVING STATS

| OPPONENT | G/S | REC | YDS | AVG | TD | LG |
|-------------------|------------|----------|-----------|------------|----------|-----------|
| at Louisiana | 1/0 | 1 | 14 | 14.0 | 0 | 14 |
| Southern Miss | 1/0 | 2 | 9 | 4.5 | 0 | 6 |
| Kansas State | 1/0 | 1 | 12 | 12.0 | 0 | 12 |
| Kentucky | 1/0 | 0 | 0 | 0.0 | 0 | 0 |
| at Auburn | 1/0 | 0 | 0 | 0.0 | 0 | 0 |
| at Tennessee | 1/0 | 0 | 0 | 0.0 | 0 | 0 |
| LSU | | | | | | |
| at Texas A&M | | | | | | |
| at Arkansas | | | | | | |
| Alabama | | | | | | |
| Abilene Christian | | | | | | |
| Ole Miss | | | | | | |
| TOTAL | 6/0 | 4 | 35 | 8.8 | 0 | 14 |



JARRIAN JONES

Cornerback
Freshman • 6-0 • 190
Brandon, Miss. (Northwest Rankin)
Major: Undeclared

2

- A versatile athlete who is coming off an extremely productive high school career
- Appeared in six games as a reserve cornerback for the Bulldogs
- Made collegiate debut **vs. Louisiana (8/31)**, collecting a tackle
- Recovered a muffed punt **vs. Kansas State (9/14)** for the first fumble recovery of his career
- Added the first pass break-up of his career versus the Wildcats
- Totaled a career-high two tackles **at #7 Auburn (9/23)**

JONES' CAREER DEFENSIVE STATS

| YEAR | G/S | UA | A | TT | TFL-YDS | SACKS-YDS | INT | PD | FF | FR |
|--------------|------------|----------|----------|----------|------------|------------|----------|----------|----------|----------|
| 2019 | 6/0 | 3 | 1 | 4 | 0-0 | 0-0 | 0 | 1 | 0 | 1 |
| TOTAL | 6/0 | 3 | 1 | 4 | 0-0 | 0-0 | 0 | 1 | 0 | 1 |

JONES' 2019 GAME-BY-GAME DEFENSIVE STATS

| OPPONENT | G/S | UA | A | TT | TFL-YDS | SACKS-YDS | INT | PD | FF | FR |
|-------------------|------------|----------|----------|----------|--------------|------------|----------|----------|----------|----------|
| at Louisiana | 1/0 | 1 | 0 | 1 | 0.0-0 | 0-0 | 0 | 0 | 0 | 0 |
| Southern Miss | 1/0 | 0 | 1 | 1 | 0.0-0 | 0-0 | 0 | 0 | 0 | 0 |
| Kansas State | 1/0 | 0 | 0 | 0 | 0.0-0 | 0-0 | 0 | 1 | 0 | 1 |
| Kentucky | 1/0 | 0 | 0 | 0 | 0.0-0 | 0-0 | 0 | 0 | 0 | 0 |
| at Auburn | 1/0 | 2 | 0 | 2 | 0.0-0 | 0-0 | 0 | 0 | 0 | 0 |
| at Tennessee | 1/0 | 0 | 0 | 0 | 0.0-0 | 0-0 | 0 | 0 | 0 | 0 |
| LSU | | | | | | | | | | |
| at Texas A&M | | | | | | | | | | |
| at Arkansas | | | | | | | | | | |
| Alabama | | | | | | | | | | |
| Abilene Christian | | | | | | | | | | |
| Ole Miss | | | | | | | | | | |
| TOTAL | 6/0 | 3 | 1 | 4 | 0.0-0 | 0-0 | 0 | 1 | 0 | 1 |



KOBE JONES
 Defensive End
 Junior • 6-4 • 270
 Starkville, Miss. (Starkville)
 Major: Business Administration

52

- Wuerffel Trophy Watch List
- All-State AFCA Good Works Team Nominee
- Powerful defensive lineman who enters his third season
- Made his much-anticipated debut in 2017 after redshirting in 2016
- Has seen the field in 32 games on special teams and defense
- Collected 54 career total tackles, including 13.0 for loss and 2.0 sacks
- Has a forced fumble and recovered fumble to his credit
- Totaled three tackles **at #7 Auburn (9/28)**, logging his first tackle for loss of the season with a 4-yard sack
- The sack was his first since his true freshman season in 2017 and extended MSU's streak of consecutive games with at least one sack to 27
- Recorded a TFL for the second straight game **at Tennessee (10/12)**, closing the game with three total tackles

JONES' CAREER DEFENSIVE STATS

| YEAR | G/S | UA | A | TT | TFL-YDS | SACKS-YDS | INT | PD | FF | FR |
|--------------|-------------|-----------|-----------|-----------|--------------|-------------|----------|----------|----------|----------|
| 2017 | 13/0 | 8 | 10 | 18 | 4.5-15 | 1-9 | 0 | 0 | 1 | 0 |
| 2018 | 13/1 | 12 | 10 | 22 | 6.5-14 | 0-0 | 0 | 0 | 0 | 1 |
| 2019 | 6/0 | 5 | 9 | 14 | 2.0-5 | 1-4 | 0 | 0 | 0 | 0 |
| TOTAL | 32/1 | 25 | 29 | 54 | 13-34 | 2-13 | 0 | 0 | 1 | 1 |

JONES' 2019 GAME-BY-GAME DEFENSIVE STATS

| OPPONENT | G/S | UA | A | TT | TFL-YDS | SACKS-YDS | INT | PD | FF | FR |
|-------------------|------------|----------|----------|-----------|--------------|------------|----------|----------|----------|----------|
| at Louisiana | 1/0 | 1 | 1 | 2 | 0.0-0 | 0-0 | 0 | 0 | 0 | 0 |
| Southern Miss | 1/0 | 0 | 2 | 2 | 0.0-0 | 0-0 | 0 | 0 | 0 | 0 |
| Kansas State | 1/0 | 0 | 1 | 1 | 0.0-0 | 0-0 | 0 | 0 | 0 | 0 |
| Kentucky | 1/0 | 0 | 3 | 3 | 0.0-0 | 0-0 | 0 | 0 | 0 | 0 |
| at Auburn | 1/0 | 3 | 0 | 3 | 1.0-4 | 1-4 | 0 | 0 | 0 | 0 |
| at Tennessee | 1/0 | 1 | 2 | 3 | 1.0-1 | 0-0 | 0 | 0 | 0 | 0 |
| LSU | | | | | | | | | | |
| at Texas A&M | | | | | | | | | | |
| at Arkansas | | | | | | | | | | |
| Alabama | | | | | | | | | | |
| Abilene Christian | | | | | | | | | | |
| Ole Miss | | | | | | | | | | |
| TOTAL | 6/0 | 5 | 9 | 14 | 2.0-5 | 1-4 | 0 | 0 | 0 | 0 |



JAQUARIUS LANDREWS
 Safety
 Senior • 6-0 • 200
 Summit, Miss. (Copiah-Lincoln [MS] CC)
 Major: Workforce Education Leadership

11

- Senior Bowl Watch List
- Versatile strong safety who is in his third season with the program
- Solid 2018 junior season in his MSU debut after redshirting in 2017
- An SEC graduate, earning his degree in interdisciplinary studies last December
- Appeared in 16 contests with nine career starts
- Collected 58 career tackles, including 5.0 for loss and 3.0 sacks
- Turned in a then career-high eight tackles **vs. Louisiana (8/31)**
- Tied for the team high in tackles (7) **vs. Southern Miss (9/7)** with fellow safety Brian Cole II
- Shattered his career high with nine tackles, including 0.5 for loss, **vs. Kansas State (9/14)**
- Collected seven total tackles, including four solo stops, and added a career-high four pass breakups **vs. Kentucky (9/21)**

LANDREWS' CAREER DEFENSIVE STATS

| YEAR | G/S | UA | A | TT | TFL-YDS | SACKS-YDS | INT | PD | FF | FR |
|--------------|-------------|-----------|-----------|-----------|---------------|-------------|----------|----------|----------|----------|
| 2018 | 10/3 | 10 | 11 | 21 | 4.5-32 | 3-30 | 0 | 5 | 0 | 0 |
| 2019 | 6/6 | 23 | 14 | 37 | 0.5-0 | 0-0 | 0 | 4 | 0 | 0 |
| TOTAL | 16/9 | 33 | 25 | 58 | 5.0-32 | 3-30 | 0 | 9 | 0 | 0 |

LANDREWS' 2019 GAME-BY-GAME DEFENSIVE STATS

| OPPONENT | G/S | UA | A | TT | TFL-YDS | SACKS-YDS | INT | PD | FF | FR |
|-------------------|------------|-----------|-----------|-----------|--------------|------------|----------|----------|----------|----------|
| at Louisiana | 1/1 | 8 | 0 | 8 | 0.0-0 | 0-0 | 0 | 0 | 0 | 0 |
| Southern Miss | 1/1 | 4 | 3 | 7 | 0.0-0 | 0-0 | 0 | 0 | 0 | 0 |
| Kansas State | 1/1 | 4 | 5 | 9 | 0.5-0 | 0-0 | 0 | 0 | 0 | 0 |
| Kentucky | 1/1 | 4 | 3 | 7 | 0.0-0 | 0-0 | 0 | 4 | 0 | 0 |
| at Auburn | 1/1 | 1 | 1 | 2 | 0.0-0 | 0-0 | 0 | 0 | 0 | 0 |
| at Tennessee | 1/1 | 2 | 2 | 4 | 0.0-0 | 0-0 | 0 | 0 | 0 | 0 |
| LSU | | | | | | | | | | |
| at Texas A&M | | | | | | | | | | |
| at Arkansas | | | | | | | | | | |
| Alabama | | | | | | | | | | |
| Abilene Christian | | | | | | | | | | |
| Ole Miss | | | | | | | | | | |
| TOTAL | 6/6 | 23 | 14 | 37 | 0.5-0 | 0-0 | 0 | 4 | 0 | 0 |



JORDAN LAWLESS

Kicker

Junior • 6-0 • 200

Lindale, Texas Tyler [TX] JC

Major: Management

26

- A walk-on kicker from Texas
- Made his MSU debut in 2018 after redshirting in 2017
- Spent one season at Tyler Junior College.
- Made one of his two career field goal attempts
- Perfect 14-of-14 on career PATs

LAWLESS' CAREER KICKING STATS

| YEAR | G | ALL | 1-19 | 20-29 | 30-39 | 40-49 | 50+ | LG | BLK |
|--------------|----------|------------|------------|------------|------------|------------|----------|-----------|----------|
| 2018 | 2 | 0-0 | 0-0 | 0-0 | 0-0 | 0-0 | 0 | 0 | 0 |
| 2019 | 1 | 1-2 | 0-0 | 0-1 | 1-1 | 0-0 | 0 | 37 | 0 |
| TOTAL | 3 | 1-2 | 0-0 | 0-1 | 1-1 | 0-0 | 0 | 37 | 0 |

LAWLESS' 2019 GAME-BY-GAME KICKING STATS

| OPPONENT | MADE | MISSED |
|-------------------|----------|----------|
| at Louisiana | 37 | 27 |
| Southern Miss | --- | DNP--- |
| Kansas State | --- | DNP--- |
| Kentucky | --- | DNP--- |
| at Auburn | --- | DNP--- |
| at Tennessee | --- | DNP--- |
| LSU | | |
| at Texas A&M | | |
| at Arkansas | | |
| Alabama | | |
| Abilene Christian | | |
| Ole Miss | | |
| TOTAL | 1 | 1 |



LEO LEWIS

Linebacker

Senior • 6-2 • 245

Brookhaven, Miss. (Brookhaven)

Major: Interdisciplinary Studies

10

- Senior Bowl Watch List
- Veteran, instinctive linebacker who enters his fourth year as a starter
- Played in 44 games with 41 starts
- Recorded 207 tackles, including 10.5 for loss and 2.0 sacks
- Equaled a career-high with a team-leading 12 tackles **vs. Kansas State (9/14)**
- He also recorded 12 tackles at BYU during the 2016 season
- Led Mississippi State in tackles (5) during the first half **at #7 Auburn (9/28)** and closed the game tied for the team lead in tackles with eight
- Recovered fumbles in the second and third quarters at Auburn, extending MSU's streak of consecutive games with a takeaway to 21

LEWIS' CAREER DEFENSIVE STATS

| YEAR | G/S | UA | A | TT | TFL-YDS | SACKS-YDS | INT | PD | FF | FR |
|--------------|--------------|-----------|------------|------------|----------------|-------------|----------|----------|----------|----------|
| 2016 | 13/13 | 35 | 44 | 79 | 4.5-9 | 1-2 | 0 | 1 | 0 | 0 |
| 2017 | 13/12 | 15 | 31 | 46 | 1-10 | 1-10 | 0 | 1 | 1 | 0 |
| 2018 | 12/10 | 23 | 22 | 45 | 3-4 | 0-0 | 0 | 1 | 0 | 0 |
| 2019 | 6/6 | 18 | 19 | 37 | 2.0-1 | 0-0 | 0 | 1 | 1 | 2 |
| TOTAL | 44/41 | 91 | 116 | 207 | 10.5-24 | 2-12 | 0 | 4 | 2 | 2 |

LEWIS' 2019 GAME-BY-GAME DEFENSIVE STATS

| OPPONENT | G/S | UA | A | TT | TFL-YDS | SACKS-YDS | INT | PD | FF | FR |
|-------------------|------------|-----------|-----------|-----------|--------------|------------|----------|----------|----------|----------|
| at Louisiana | 1/1 | 6 | 0 | 6 | 0.0-0 | 0-0 | 0 | 0 | 0 | 0 |
| Southern Miss | 1/1 | 0 | 5 | 5 | 0.5-0 | 0-0 | 0 | 0 | 0 | 0 |
| Kansas State | 1/1 | 1 | 11 | 12 | 0.5-0 | 0-0 | 0 | 1 | 0 | 0 |
| Kentucky | 1/1 | 2 | 1 | 3 | 0.0-0 | 0-0 | 0 | 0 | 0 | 0 |
| at Auburn | 1/1 | 7 | 1 | 8 | 1.0-1 | 0-0 | 0 | 0 | 1 | 2 |
| at Tennessee | 1/1 | 2 | 1 | 3 | 0.0-0 | 0-0 | 0 | 0 | 0 | 0 |
| LSU | | | | | | | | | | |
| at Texas A&M | | | | | | | | | | |
| at Arkansas | | | | | | | | | | |
| Alabama | | | | | | | | | | |
| Abilene Christian | | | | | | | | | | |
| Ole Miss | | | | | | | | | | |
| TOTAL | 6/6 | 18 | 19 | 37 | 2.0-1 | 0-0 | 0 | 1 | 1 | 2 |



FABIEN LOVETT

Defensive Tackle
Redshirt Freshman • 6-4 • 315
Olive Branch, Miss. (Olive Branch)
Major: Undeclared

54

- Powerful defensive line who starts at nose guard
- Appeared in two contests as a true freshman in 2018
- Seen action in eight career contests, making six starts
- Earned his first collegiate start **vs. Louisiana (8/31)** and recorded a tackle
- In just his second start, set a career high with two tackles **vs. Southern Miss (9/7)**
- Set a career high with four tackles **at Tennessee (10/12)**, including the first tackle for loss (0.5) and sack (0.5) of his career

LOVETT'S CAREER DEFENSIVE STATS

| YEAR | G/S | UA | A | TT | TFL-YDS | SACKS-YDS | INT | PD | FF | FR |
|--------------|------------|----------|----------|----------|--------------|--------------|----------|----------|----------|----------|
| 2018 | 2/0 | 0 | 0 | 0 | 0-0 | 0-0 | 0 | 0 | 0 | 0 |
| 2019 | 6/6 | 2 | 7 | 9 | 0.5-2 | 0.5-2 | 0 | 0 | 0 | 0 |
| TOTAL | 8/6 | 2 | 7 | 9 | 0.5-2 | 0.5-2 | 0 | 0 | 0 | 0 |

LOVETT'S 2019 GAME-BY-GAME DEFENSIVE STATS

| OPPONENT | G/S | UA | A | TT | TFL-YDS | SACKS-YDS | INT | PD | FF | FR |
|---------------|-----|----|---|----|---------|-----------|-----|----|----|----|
| at Louisiana | 1/1 | 1 | 0 | 1 | 0.0-0 | 0-0 | 0 | 0 | 0 | 0 |
| Southern Miss | 1/1 | 0 | 2 | 2 | 0.0-0 | 0-0 | 0 | 0 | 0 | 0 |
| Kansas State | 1/1 | 0 | 0 | 0 | 0.0-0 | 0-0 | 0 | 0 | 0 | 0 |
| Kentucky | 1/1 | 0 | 1 | 1 | 0.0-0 | 0-0 | 0 | 0 | 0 | 0 |
| at Auburn | 1/1 | 0 | 1 | 1 | 0.0-0 | 0-0 | 0 | 0 | 0 | 0 |
| at Tennessee | 1/1 | 1 | 3 | 4 | 0.5-2 | 0.5-2 | 0 | 0 | 0 | 0 |

LSU

at Texas A&M

at Arkansas

Alabama

Abilene Christian

Ole Miss

| | | | | | | | | | | |
|--------------|------------|----------|----------|----------|--------------|--------------|----------|----------|----------|----------|
| TOTAL | 6/6 | 2 | 7 | 9 | 0.5-2 | 0.5-2 | 0 | 0 | 0 | 0 |
|--------------|------------|----------|----------|----------|--------------|--------------|----------|----------|----------|----------|



OSIRUS MITCHELL

Wide Receiver
Junior • 6-5 • 210
Sarasota, Fla. (Booker)
Major: Human Development/Family Sciences

5

- Imposing outside target who is a deep-play threat
- Appeared in 28 games with 19 starts to his credit
- Totaled 55 catches for 813 career receiving yards and eight touchdowns
- Tied with Dedrick Thomas as the team's active career leader in receiving touchdowns (8)
- Each of his team-leading four TD receptions this season have been for 20+ yards
- Has totaled multiple receptions in all six contests this season and has at least one catch in 21 of his 28 career games
- According to PFF, is one of only six SEC WRs with 20+ catchable targets and 0 drops in 2019
- Recorded a 31-yard touchdown catch on the game-opening drive **vs. Louisiana (8/31)** for his first score since Nov. 17, 2018 vs. Arkansas
- Led the team vs. the Ragin' Cajuns in receiving yards (88) on six catches, including one TD
- For the second straight week, hauled in a touchdown pass on the opening offensive drive with a 28-yard touchdown **vs. Southern Miss (9/7)**
- Hauled in five receptions for 74 total yards and a touchdown **vs. Kansas State (9/14)**
- First MSU player to make a touchdown reception in three straight contests since WR Chad Bumphis in 2012
- Recorded five-plus catches in a game for the second time this season and the fourth time in his career with his five reception against Kansas State
- Caught his fourth touchdown of the season with a 21-yard reception in the third quarter **at #7 Auburn (9/28)**
- Caught each of his three targets in the first quarter **at Tennessee (10/12)** for 22 yards and a first down, closing the game with 58 total yards off five receptions

MITCHELL'S CAREER RECEIVING STATS

| YEAR | G/S | REC | YDS | AVG | TD | LP/OPPONENT |
|--------------|--------------|-----------|------------|-------------|----------|---------------|
| 2017 | 9/0 | 5 | 51 | 10.2 | 0 | 18/UMASS |
| 2018 | 13/13 | 26 | 427 | 16.4 | 4 | 84/SFA |
| 2019 | 6/6 | 24 | 335 | 14.0 | 4 | 35/KSTATE |
| TOTAL | 28/19 | 55 | 813 | 14.8 | 8 | 84/SFA |

MITCHELL'S 2019 GAME-BY-GAME RECEIVING STATS

| OPPONENT | G/S | REC | YDS | AVG | TD | LG |
|---------------|-----|-----|-----|------|----|----|
| at Louisiana | 1/1 | 6 | 88 | 14.7 | 1 | 31 |
| Southern Miss | 1/1 | 2 | 46 | 23.0 | 1 | 28 |
| Kansas State | 1/1 | 5 | 74 | 14.8 | 1 | 35 |
| Kentucky | 1/1 | 4 | 36 | 9.0 | 0 | 14 |
| at Auburn | 1/1 | 2 | 33 | 16.5 | 1 | 21 |
| at Tennessee | 1/1 | 5 | 58 | 11.6 | 0 | 21 |

LSU

at Texas A&M

at Arkansas

Alabama

Abilene Christian

Ole Miss

| | | | | | | |
|--------------|------------|-----------|------------|-------------|----------|-----------|
| TOTAL | 6/6 | 24 | 335 | 14.0 | 4 | 35 |
|--------------|------------|-----------|------------|-------------|----------|-----------|



C.J. MORGAN

Safety
Senior • 6-0 • 200
Bossier City, La. (Parkway)
Major: Political Science

29

- Instinctive, hard-hitting defender who starts at free safety
- In his fourth season with the program after redshirting in 2016
- Played in 29 career contests, making nine starts
- Collected 70 career tackles and three interceptions
- Leads Mississippi State in total tackles and is sixth in the SEC in tackles (45)
- Totaled six tackles, including the first TFL (0.5) of his career, **vs. Southern Miss (9/7)**
- Sealed the game against the Golden Eagles with a fourth-quarter INT, the third of his career
- Led MSU with a career-high nine tackles and career-best two PBUs **vs. Kentucky (9/21)**
- Team leader in tackles for the second straight week with eight **at #7 Auburn (9/28)**
- Matched career-high nine tackles **at Tennessee (10/12)**

MORGAN'S CAREER DEFENSIVE STATS

| YEAR | G/S | UA | A | TT | TFL-YDS | SACKS-YDS | INT | PD | FF | FR |
|--------------|-------------|-----------|-----------|-----------|--------------|------------|----------|----------|----------|----------|
| 2017 | 10/0 | 4 | 1 | 5 | 0-0 | 0-0 | 0 | 0 | 0 | 0 |
| 2018 | 13/3 | 13 | 7 | 20 | 0-0 | 0-0 | 2 | 3 | 0 | 0 |
| 2019 | 6/6 | 24 | 21 | 45 | 0.5-2 | 0-0 | 1 | 4 | 0 | 0 |
| TOTAL | 29/9 | 41 | 29 | 70 | 0.5-2 | 0-0 | 3 | 7 | 0 | 0 |

MORGAN'S 2019 GAME-BY-GAME DEFENSIVE STATS

| OPPONENT | G/S | UA | A | TT | TFL-YDS | SACKS-YDS | INT | PD | FF | FR |
|-------------------|------------|-----------|-----------|-----------|--------------|------------|----------|----------|----------|----------|
| at Louisiana | 1/1 | 7 | 0 | 7 | 0.0-0 | 0-0 | 0 | 0 | 0 | 0 |
| Southern Miss | 1/1 | 2 | 4 | 6 | 0.5-2 | 0-0 | 1 | 1 | 0 | 0 |
| Kansas State | 1/1 | 3 | 3 | 6 | 0.0-0 | 0-0 | 0 | 1 | 0 | 0 |
| Kentucky | 1/1 | 3 | 6 | 9 | 0.0-0 | 0-0 | 0 | 2 | 0 | 0 |
| at Auburn | 1/1 | 4 | 4 | 8 | 0.0-0 | 0-0 | 0 | 0 | 0 | 0 |
| at Tennessee | 1/1 | 5 | 4 | 9 | 0.0-0 | 0-0 | 0 | 0 | 0 | 0 |
| LSU | | | | | | | | | | |
| at Texas A&M | | | | | | | | | | |
| at Arkansas | | | | | | | | | | |
| Alabama | | | | | | | | | | |
| Abilene Christian | | | | | | | | | | |
| Ole Miss | | | | | | | | | | |
| TOTAL | 6/6 | 24 | 21 | 45 | 0.5-2 | 0-0 | 1 | 4 | 0 | 0 |



JAVONTA PAYTON

Wide Receiver
Junior • 6-1 • 180
Nashville, Tenn. (Northwest [MS] CC)
Major: Communications

4

- One of the top-ranked junior college wide receivers in the country
- Versatile playmaker who also sees action on special teams
- Has made six appearances and has totaled five receptions for 63 yards
- Made his Bulldog debut **vs. Louisiana (8/31)**, hauling in a 9-yard reception
- Totaled two kick returns **vs. Kansas State (9/14)** for 40 yards, including a season-long return of 24
- Making his SEC debut, turned in the first multi-reception game of his career with two for 14 yards **vs. Kentucky (9/21)**
- Lone catch **at #7 Auburn (9/28)** was a career-long reception of 30 yards
- Saw action in the run game **at Tennessee (10/12)** with an 11-yard sweep

PAYTON'S CAREER RECEIVING STATS

| YEAR | G/S | REC | YDS | AVG | TD | LP/OPPONENT |
|--------------|------------|----------|-----------|-------------|----------|------------------|
| 2019 | 6/0 | 5 | 63 | 12.6 | 0 | 30/AUBURN |
| TOTAL | 6/0 | 5 | 63 | 12.6 | 0 | 30/AUBURN |

PAYTON'S CAREER KICK RETURN STATS

| YEAR | G/S | KR | YDS | AVG | LG | TD |
|--------------|------------|----------|-----------|-------------|-----------|----------|
| 2019 | 6/0 | 3 | 56 | 18.7 | 24 | 0 |
| TOTAL | 6/0 | 3 | 56 | 18.7 | 24 | 0 |

PAYTON'S 2019 GAME-BY-GAME RECEIVING STATS

| OPPONENT | G/S | REC | YDS | AVG | TD | LG |
|-------------------|------------|----------|-----------|-------------|----------|-----------|
| Louisiana | 1/0 | 1 | 9 | 9.0 | 0 | 9 |
| Southern Miss | 1/0 | 1 | 10 | 10.0 | 0 | 10 |
| Kansas State | 1/0 | 0 | 0 | 0.0 | 0 | 0 |
| Kentucky | 1/0 | 2 | 14 | 7.0 | 0 | 13 |
| at Auburn | 1/0 | 1 | 30 | 30.0 | 0 | 30 |
| at Tennessee | 1/0 | 0 | 0 | 0.0 | 0 | 0 |
| LSU | | | | | | |
| at Texas A&M | | | | | | |
| at Arkansas | | | | | | |
| Alabama | | | | | | |
| Abilene Christian | | | | | | |
| Ole Miss | | | | | | |
| TOTAL | 6/0 | 5 | 63 | 12.6 | 0 | 30 |



CHAUNCEY RIVERS

Defensive End

Senior • 6-3 • 275

Stone Mountain, Ga. (East Mississippi CC)

Major: Communication

5

- Ted Hendricks Award Watch List
- Senior Bowl Watch List
- Preseason Third Team All-SEC (Media, Coaches, Athlon Sports, Phil Steele)
- Moved into a starting role at defensive end on the strong-side
- Skilled pass-rusher with great size who enters his second season for the Bulldogs
- An SEC graduate, who earned his degree in interdisciplinary studies last December
- Appeared in 19 career games with six starts
- Collected 44 career tackles, including 10.0 for loss and 3.5 sacks
- Made first start of MSU career **vs. Louisiana (8/31)** and had four tackles with 1.0 for loss
- Registered three tackles, one sack, one TFL, one pass breakup and two quarterback hurries **vs. Kentucky (9/21)**
- Collected a career-high five tackles, including 0.5 for loss, **at Tennessee (10/12)**

RIVERS' CAREER DEFENSIVE STATS

| YEAR | G/S | UA | A | TT | TFL-YDS | SACKS-YDS | INT | PD | FF | FR |
|--------------|-------------|-----------|-----------|-----------|----------------|---------------|----------|----------|----------|----------|
| 2018 | 13/0 | 8 | 16 | 24 | 7-29 | 2.5-19 | 0 | 0 | 0 | 0 |
| 2019 | 6/6 | 12 | 8 | 20 | 3.0-9 | 1-5 | 0 | 1 | 0 | 0 |
| TOTAL | 19/6 | 20 | 24 | 44 | 10.0-38 | 3.5-24 | 0 | 1 | 0 | 0 |

RIVERS' 2019 GAME-BY-GAME DEFENSIVE STATS

| OPPONENT | G/S | UA | A | TT | TFL-YDS | SACKS-YDS | INT | PD | FF | FR |
|-------------------|------------|-----------|----------|-----------|--------------|------------|----------|----------|----------|----------|
| at Louisiana | 1/1 | 4 | 0 | 4 | 1.0-1 | 0-0 | 0 | 0 | 0 | 0 |
| Southern Miss | 1/1 | 1 | 1 | 2 | 0.0-0 | 0-0 | 0 | 0 | 0 | 0 |
| Kansas State | 1/1 | 1 | 3 | 4 | 0.5-1 | 0-0 | 0 | 0 | 0 | 0 |
| Kentucky | 1/1 | 2 | 1 | 3 | 1.0-5 | 1-5 | 0 | 1 | 0 | 0 |
| at Auburn | 1/1 | 2 | 0 | 2 | 0.0-0 | 0-0 | 0 | 0 | 0 | 0 |
| at Tennessee | 1/1 | 2 | 3 | 5 | 0.5-2 | 0-0 | 0 | 0 | 0 | 0 |
| LSU | | | | | | | | | | |
| at Texas A&M | | | | | | | | | | |
| at Arkansas | | | | | | | | | | |
| Alabama | | | | | | | | | | |
| Abilene Christian | | | | | | | | | | |
| Ole Miss | | | | | | | | | | |
| TOTAL | 6/6 | 12 | 8 | 20 | 3.0-9 | 1-5 | 0 | 1 | 0 | 0 |



GARRETT SHRADER

Quarterback

Freshman • 6-4 • 220

Charlotte, N.C. (Charlotte Christian School)

Major: Undeclared

6

- SEC Freshman of the Week (Sept. 23 - Kentucky)
- One of the top dual-threat quarterbacks of the 2019 signing class
- Serves as a back-up quarterback for the Bulldogs
- January 2019 enrollee who participated in spring ball
- Made his collegiate debut **vs. Southern Miss (9/7)**, taking over for an injured Tommy Stevens with 2:37 remaining in the second quarter
- Finished the game 7-of-11 passing with 71 yards and nine rushing attempts for 16 yards
- Took over for an injured Tommy Stevens in the third quarter **vs. Kansas State (9/14)** and produced a 12-play, 79-yard scoring drive that was capped with his first career TD (5-yard run)
- Closed the game against Kansas State with 51 passing yards (4-of-12) and 82 yards rushing with a rushing TD on 10 attempts
- Made his first collegiate start **vs. Kentucky (9/21)** and accounted for 305 yards of total offense, including rushing for 125 yards on 11 carries and was an efficient 17-of-22 for 180 yards through the air
- Just the second MSU true freshman quarterback to start in an SEC game in the last 12 years - Damian Williams in the 2013 Egg Bowl is the other
- Accounted for all six of the Bulldogs' 20+ yard plays vs. Kentucky, including rushes of 49- and 36-yards
- The first MSU QB in school history to rush for over 100 yards and pass for over 100 yards in his first career start vs. Kentucky ... Was named SEC Freshman of the Week for his efforts
- Replaced Tommy Stevens in the first quarter **at #7 Auburn (9/28)**, finishing the game 12 of 23 passing for 209 yards and two touchdowns
- Rushed 16 yards against Auburn for 89 yards and a score, finishing with 298 total yards
- Orchestrated a 75-yard scoring drive in his first series at quarterback against Auburn, capping it off with his first touchdown of his career with a 9-yard touchdown pass to Stephen Guidry
- Completed a 47-yard completion to Farrod Green late in the second quarter against Auburn for the Bulldogs' longest passing play from scrimmage on the year
- Started the second half **at Tennessee (10/12)**, finishing the game 5-of-10 passing for 79 yards, one touchdown and one interception

SHRADER'S CAREER PASSING/RUSHING STATS

| YEAR | G/S | CMP | ATT | INT | PCT | YDS | TD | LG | RUSH | YDS | TD | LG |
|--------------|------------|-----------|-----------|----------|-------------|------------|----------|-----------|-----------|------------|----------|-----------|
| 2019 | 5/1 | 45 | 78 | 2 | .578 | 590 | 3 | 47 | 59 | 374 | 2 | 49 |
| TOTAL | 5/1 | 45 | 78 | 2 | .578 | 590 | 3 | 47 | 59 | 374 | 2 | 49 |

SHRADER'S 2019 GAME-BY-GAME PASSING/RUSHING STATS

| OPPONENT | G/S | CMP | ATT | INT | PCT | YDS | TD | LG | RUSH | YDS | TD | LG |
|-------------------|------------|-----------|-----------|----------|-------------|------------|----------|-----------|-----------|------------|----------|-----------|
| at Louisiana | | | | | | --DNP--- | | | | | | |
| Southern Miss | 1/0 | 7 | 11 | 0 | .636 | 71 | 0 | 17 | 9 | 16 | 0 | 10 |
| Kansas State | 1/0 | 4 | 12 | 0 | .333 | 51 | 0 | 26 | 10 | 82 | 1 | 16 |
| Kentucky | 1/1 | 17 | 22 | 1 | .773 | 180 | 0 | 25 | 11 | 125 | 0 | 49 |
| at Auburn | 1/0 | 12 | 23 | 0 | .522 | 209 | 2 | 47 | 16 | 89 | 1 | 24 |
| at Tennessee | 1/0 | 5 | 10 | 1 | .500 | 79 | 1 | 21 | 13 | 62 | 0 | 14 |
| LSU | | | | | | | | | | | | |
| at Texas A&M | | | | | | | | | | | | |
| at Arkansas | | | | | | | | | | | | |
| Alabama | | | | | | | | | | | | |
| Abilene Christian | | | | | | | | | | | | |
| Ole Miss | | | | | | | | | | | | |
| TOTAL | 5/1 | 45 | 78 | 2 | .578 | 590 | 3 | 47 | 59 | 374 | 2 | 49 |



MAURICE SMITHERMAN

Cornerback
Senior • 5-10 • 195
Adamsville, Ala. (Minor)
Major: Human Development/Family Sciences

8

- Preseason All-SEC Honorable Mention (PFF)
- Quick, talented defensive back who is a lockdown corner
- Saw significant action last season as a reserve cornerback and moves into a starting role
- Appeared in 42 contests with eight starts
- Totaled 48 tackles, two interceptions and five passes defended over his career
- Matched career high with five total tackles at Tennessee (10/12)

SMITHERMAN'S CAREER DEFENSIVE STATS

| YEAR | G/S | UA | A | TT | TFL-YDS | SACKS-YDS | INT | PD | FF | FR |
|-------|------|----|----|----|---------|-----------|-----|----|----|----|
| 2016 | 10/0 | 4 | 1 | 5 | 0-0 | 0-0 | 1 | 1 | 0 | 0 |
| 2017 | 13/0 | 3 | 3 | 6 | 0-0 | 0-0 | 0 | 0 | 0 | 0 |
| 2018 | 13/2 | 11 | 12 | 23 | 0-0 | 0-0 | 1 | 4 | 1 | 0 |
| 2019 | 6/6 | 10 | 4 | 14 | 0-0 | 0-0 | 0 | 0 | 0 | 0 |
| TOTAL | 42/8 | 28 | 20 | 48 | 0-0 | 0-0 | 2 | 5 | 1 | 0 |

SMITHERMAN'S 2019 GAME-BY-GAME DEFENSIVE STATS

| OPPONENT | G/S | UA | A | TT | TFL-YDS | SACKS-YDS | INT | PD | FF | FR |
|-------------------|-----|----|---|----|---------|-----------|-----|----|----|----|
| at Louisiana | 1/1 | 1 | 0 | 1 | 0-0 | 0-0 | 0 | 0 | 0 | 0 |
| Southern Miss | 1/1 | 1 | 2 | 3 | 0-0 | 0-0 | 0 | 0 | 0 | 0 |
| Kansas State | 1/1 | 1 | 1 | 2 | 0-0 | 0-0 | 0 | 0 | 0 | 0 |
| Kentucky | 1/1 | 1 | 0 | 1 | 0-0 | 0-0 | 0 | 0 | 0 | 0 |
| at Auburn | 1/1 | 2 | 0 | 2 | 0-0 | 0-0 | 0 | 0 | 0 | 0 |
| at Tennessee | 1/1 | 4 | 1 | 5 | 0-0 | 0-0 | 0 | 0 | 0 | 0 |
| LSU | | | | | | | | | | |
| at Texas A&M | | | | | | | | | | |
| at Arkansas | | | | | | | | | | |
| Alabama | | | | | | | | | | |
| Abilene Christian | | | | | | | | | | |
| Ole Miss | | | | | | | | | | |
| TOTAL | 6/6 | 10 | 4 | 14 | 0-0 | 0-0 | 0 | 0 | 0 | 0 |



MARQUISS SPENCER

Defensive End
Junior • 6-2 • 285
Greenwood, Miss. (Greenwood)
Major: Interdisciplinary Studies

42

- Talented pass rusher who took over a starting role at defensive end
- Appeared in 35 total games with six starts
- Collected 53 tackles, including 9.5 TFLs and 3.0 sacks, and forced two fumbles
- Tied for the SEC lead in forced fumbles (2) through six games
- In first career start vs. Louisiana (8/31), had three tackles and forced a fumble
- Forced a fumble in the second quarter on a Southern Miss (9/7) third-down attempt, his second straight game with a forced fumble
- The forced fumble extended MSU's streak of consecutive games with a takeaway to 18
- Added four total tackles against Southern Miss, including his first TFL and sack of the season

SPENCER'S CAREER DEFENSIVE STATS

| YEAR | G/S | UA | A | TT | TFL-YDS | SACKS-YDS | INT | PD | FF | FR |
|-------|------|----|----|----|---------|-----------|-----|----|----|----|
| 2016 | 12/0 | 9 | 8 | 17 | 3-12 | 1-9 | 0 | 0 | 0 | 1 |
| 2017 | 13/0 | 5 | 14 | 19 | 4.5-16 | 1-6 | 0 | 2 | 0 | 2 |
| 2018 | 4/0 | 1 | 2 | 3 | 0.5-1 | 0-0 | 0 | 0 | 0 | 0 |
| 2019 | 6/6 | 8 | 6 | 14 | 1.5-6 | 1-5 | 0 | 0 | 2 | 0 |
| TOTAL | 35/6 | 23 | 30 | 53 | 9.5-35 | 3-20 | 0 | 2 | 2 | 3 |

SPENCER'S 2019 GAME-BY-GAME DEFENSIVE STATS

| OPPONENT | G/S | UA | A | TT | TFL-YDS | SACKS-YDS | INT | PD | FF | FR |
|-------------------|-----|----|---|----|---------|-----------|-----|----|----|----|
| at Louisiana | 1/1 | 3 | 0 | 3 | 0.0-0 | 0-0 | 0 | 0 | 1 | 0 |
| Southern Miss | 1/1 | 3 | 1 | 4 | 1.0-5 | 1-5 | 0 | 0 | 1 | 0 |
| Kansas State | 1/1 | 0 | 1 | 1 | 0.5-1 | 0-0 | 0 | 0 | 0 | 0 |
| Kentucky | 1/1 | 1 | 1 | 2 | 0.0-0 | 0-0 | 0 | 0 | 0 | 0 |
| at Auburn | 1/1 | 1 | 2 | 3 | 0.0-0 | 0-0 | 0 | 0 | 0 | 0 |
| at Tennessee | 1/1 | 0 | 1 | 1 | 0.0-0 | 0-0 | 0 | 0 | 0 | 0 |
| LSU | | | | | | | | | | |
| at Texas A&M | | | | | | | | | | |
| at Arkansas | | | | | | | | | | |
| Alabama | | | | | | | | | | |
| Abilene Christian | | | | | | | | | | |
| Ole Miss | | | | | | | | | | |
| TOTAL | 6/6 | 8 | 6 | 14 | 1.5-6 | 1-5 | 0 | 0 | 2 | 0 |



GEOR'QUARIUS SPIVEY

Tight End
Redshirt Freshman • 6-5 • 250
Monroe, La. (Richwood)
Major: Business Administration

11


- A speedy and physical tight end who enters his second season
- Appeared in three contests as a true freshman in 2018
- Played in nine career contests with one start
- Made his first collegiate start **vs. Kentucky (9/21)**
- Recorded the first reception of his career, hauling in a 12-yard pass **at #7 Auburn (9/28)**

SPIVEY'S CAREER RECEIVING STATS

| YEAR | G/S | REC | YDS | AVG | TD | LP/OPPONENT |
|--------------|------------|----------|-----------|-------------|----------|------------------|
| 2018 | 3/0 | 0 | 0 | 0.0 | 0 | NA |
| 2019 | 6/1 | 1 | 12 | 12.0 | 0 | 12/AUBURN |
| TOTAL | 9/1 | 1 | 12 | 12.0 | 0 | 12/AUBURN |

SPIVEY'S 2019 GAME-BY-GAME RECEIVING STATS

| OPPONENT | G/S | REC | YDS | AVG | TD | LG |
|-------------------|------------|----------|-----------|-------------|----------|-----------|
| at Louisiana | 1/0 | 0 | 0 | 0.0 | 0 | 0 |
| Southern Miss | 1/0 | 0 | 0 | 0.0 | 0 | 0 |
| Kansas State | 1/0 | 0 | 0 | 0.0 | 0 | 0 |
| Kentucky | 1/1 | 0 | 0 | 0.0 | 0 | 0 |
| at Auburn | 1/0 | 1 | 12 | 12.0 | 0 | 12 |
| at Tennessee | 1/0 | 0 | 0 | 0.0 | 0 | 0 |
| LSU | | | | | | |
| at Texas A&M | | | | | | |
| at Arkansas | | | | | | |
| Alabama | | | | | | |
| Abilene Christian | | | | | | |
| Ole Miss | | | | | | |
| TOTAL | 6/1 | 1 | 12 | 12.0 | 0 | 12 |



TOMMY STEVENS

Quarterback
Senior • 6-5 • 235
Indianapolis, Ind. (Penn State)
Major: Community College Education

7

- Senior Bowl Watch List
- Graduate transfer quarterback from Penn State
- Earned the starting job over the course of fall camp
- Graduated from Penn State in December 2018 with a degree in telecommunications
- Thrown at least one TD pass to three different receivers so far this season
- Responsible for seven touchdowns this season (5 passing, 2 rushing)
- Started for the first time in his college career **vs. Louisiana (8/31)**
- It was his first start at any level since Nov. 7, 2014 in high school
- In MSU debut, went 20-of-30 passing for 236 yards and two TDs and rushed 11 times for 37 yards and one TD vs. Louisiana
- Improved to 2-0 as a starter, including his first at home inside Davis Wade Stadium, with a 38-15 victory vs. **Southern Miss (9/7)**
- For the second straight game, connected with WR Osirus Mitchell for a TD on MSU's opening drive with a 28-yard score
- Went 7-of-7 passing for 84 yards and a TD in the first quarter, and on the next play threw an 11-yard TD strike to WR Stephen Guidry.
- Connected on his first nine passing attempts (105 yards, two TDs) before an incompletion late in the second quarter
- It was the longest streak for a MSU quarterback to start the game since QB Dak Prescott completed his first 12 passing attempts against Arkansas in 2015
- Left the USM game late in the second quarter with an injury and did not return
- Scored MSU's first touchdown **vs. Kansas State (9/14)** on a 2-yard run with 5:39 in the second quarter for his second rushing TD this season and first since the season opener
- Connected on seven of his 15 passing attempts against the Wildcats for 100 yards and hit Osirus Mitchell for a career-long, 35-yard touchdown pass
- Left the K-State game during the third quarter due to an upper body injury
- Did not see action **vs. Kentucky (9/21)** due to an upper body injury
- Earned the start at **Auburn (9/28)** but left the game in the first quarter due to a lower body injury
- Started the game at quarterback at **Tennessee (10/12)**, completing 6-of-11 passes for 67 yards and rushing nine times for 26 yards in the first half

STEVENS' CAREER PASSING/RUSHING STATS

| YEAR | G/S | CMP | ATT | INT | PCT | YDS | TD | LG | RUSH | YDS | TD | LG |
|--------------|------------|-----------|-----------|----------|-------------|------------|----------|-----------|-----------|-----------|----------|-----------|
| 2019 | 5/5 | 43 | 69 | 4 | .623 | 515 | 5 | 35 | 34 | 52 | 2 | 14 |
| TOTAL | 5/5 | 43 | 69 | 4 | .623 | 515 | 5 | 35 | 34 | 52 | 2 | 14 |

STEVENS' 2019 GAME-BY-GAME PASSING/RUSHING STATS

| OPPONENT | G/S | CMP | ATT | INT | PCT | YDS | TD | LG | RUSH | YDS | TD | LG |
|-------------------|------------|-----------|-----------|----------|-------------|------------|----------|-----------|-----------|-----------|----------|-----------|
| at Louisiana | 1/1 | 20 | 30 | 0 | .667 | 236 | 2 | 31 | 11 | 37 | 1 | 14 |
| Southern Miss | 1/1 | 9 | 10 | 0 | .900 | 105 | 2 | 28 | 6 | 0 | 0 | 6 |
| Kansas State | 1/1 | 7 | 15 | 2 | .467 | 100 | 1 | 35 | 7 | 5 | 1 | 4 |
| Kentucky | | | | | ---DNP--- | | | | | | | |
| at Auburn | 1/1 | 1 | 3 | 0 | .333 | 7 | 0 | 7 | 1 | -16 | 0 | 0 |
| at Tennessee | 1/1 | 6 | 11 | 2 | .545 | 67 | 0 | 19 | 9 | 26 | 0 | 10 |
| LSU | | | | | | | | | | | | |
| at Texas A&M | | | | | | | | | | | | |
| at Arkansas | | | | | | | | | | | | |
| Alabama | | | | | | | | | | | | |
| Abilene Christian | | | | | | | | | | | | |
| Ole Miss | | | | | | | | | | | | |
| TOTAL | 5/5 | 43 | 69 | 4 | .623 | 515 | 5 | 35 | 34 | 52 | 2 | 14 |



DEDDRICK THOMAS

Wide Receiver
Senior • 5-9 • 190
Memphis, Tenn. (Memphis Central)
Major: Psychology

2

- Senior Bowl Watch List
- Returning shifty slot receiver who enters his fifth year with the program
- Also a major contributor in the return game with one touchdown to his credit
- An SEC graduate, earning his degree in kinesiology in May
- Provides great experience with 42 career games played and 13 starts
- Collected 57 career receptions for 683 yards
- Tied with Osirus Mitchell as the team's active career leader in receiving touchdowns (8)
- Hauled in multiple receptions in five of six contests this season
- Caught a 17-yard touchdown in the fourth quarter **at Tennessee (10/12)** for his first score of the season

THOMAS' CAREER RECEIVING STATS

| YEAR | G/S | REC | YDS | AVG | TD | LP/OPPONENT |
|--------------|--------------|-----------|------------|-------------|----------|---------------------|
| 2016 | 10/0 | 5 | 44 | 8.8 | 1 | 15/UMASS |
| 2017 | 13/0 | 22 | 227 | 10.3 | 4 | 24/CSU |
| 2018 | 13/8 | 19 | 256 | 13.5 | 2 | 44/LOUISIANA |
| 2019 | 6/5 | 11 | 156 | 14.2 | 1 | 26/KSTATE |
| TOTAL | 42/13 | 57 | 683 | 12.0 | 8 | 44/LOUISIANA |

THOMAS' 2019 GAME-BY-GAME RECEIVING STATS

| OPPONENT | G/S | REC | YDS | AVG | TD | LG |
|-------------------|------------|-----------|------------|-------------|----------|-----------|
| at Louisiana | 1/1 | 2 | 19 | 9.5 | 0 | 10 |
| Southern Miss | 1/1 | 1 | 12 | 12.0 | 0 | 12 |
| Kansas State | 1/1 | 2 | 32 | 16.0 | 0 | 26 |
| Kentucky | 1/0 | 2 | 46 | 23.0 | 0 | 25 |
| at Auburn | 1/1 | 2 | 22 | 11.0 | 0 | 12 |
| at Tennessee | 1/1 | 2 | 25 | 12.5 | 1 | 17 |
| LSU | | | | | | |
| at Texas A&M | | | | | | |
| at Arkansas | | | | | | |
| Alabama | | | | | | |
| Abilene Christian | | | | | | |
| Ole Miss | | | | | | |
| TOTAL | 6/5 | 11 | 156 | 14.2 | 1 | 26 |



ERROLL THOMPSON

Linebacker
Junior • 6-1 • 250
Florence, Ala. (Florence)
Major: Interdisciplinary Studies

40

- Bednarik Award Watch List
- Butkus Award Watch List
- Nagurski Trophy Watch List
- Preseason First Team All-SEC (Media, Coaches, PFF, Athlon Sports)
- Preseason Third Team All-SEC (Phil Steele)
- Voted a team captain by his fellow teammates
- Smart, instinctive, hard-hitting junior who is one of the best linebackers in college football
- Enters his fourth year with the program and his second as a primary starter
- Appeared in 32 career games with 22 starts
- Collected 177 total tackles, including 15.5 for loss and six sacks
- Has recorded four double-digit tackling games over his career
- Led all Bulldog tacklers with 10 in the season opener **vs. Louisiana (8/31)**
- Turned in his second double-digit tackling game of the season **at Tennessee (10/12)** with a season-high 12 tackles, including his first tackle for loss of the year

THOMPSON'S CAREER DEFENSIVE STATS

| YEAR | G/S | UA | A | TT | TFL-YDS | SACKS-YDS | INT | PD | FF | FR |
|--------------|--------------|-----------|------------|------------|----------------|-------------|----------|----------|----------|----------|
| 2017 | 13/3 | 21 | 25 | 46 | 5.5-36 | 2.5-18 | 0 | 1 | 1 | 0 |
| 2018 | 13/13 | 31 | 56 | 87 | 9.0-34 | 3.5-26 | 2 | 2 | 0 | 0 |
| 2019 | 6/6 | 21 | 23 | 44 | 1.0-2 | 0-0 | 0 | 1 | 0 | 1 |
| TOTAL | 32/22 | 73 | 104 | 177 | 15.5-72 | 6-44 | 2 | 4 | 1 | 1 |

THOMPSON'S 2019 GAME-BY-GAME DEFENSIVE STATS

| OPPONENT | G/S | UA | A | TT | TFL-YDS | SACKS-YDS | INT | PD | FF | FR |
|-------------------|------------|-----------|-----------|-----------|--------------|------------|----------|----------|----------|----------|
| at Louisiana | 1/1 | 9 | 1 | 10 | 0.0-0 | 0-0 | 0 | 0 | 0 | 1 |
| Southern Miss | 1/1 | 1 | 3 | 4 | 0.0-0 | 0-0 | 0 | 0 | 0 | 0 |
| Kansas State | 1/1 | 1 | 8 | 9 | 0.0-0 | 0-0 | 0 | 0 | 0 | 0 |
| Kentucky | 1/1 | 4 | 3 | 7 | 0.0-0 | 0-0 | 0 | 1 | 0 | 0 |
| at Auburn | 1/1 | 1 | 0 | 1 | 0.0-0 | 0-0 | 0 | 0 | 0 | 0 |
| at Tennessee | 1/1 | 5 | 8 | 13 | 1.0-2 | 0-0 | 0 | 0 | 0 | 0 |
| LSU | | | | | | | | | | |
| at Texas A&M | | | | | | | | | | |
| at Arkansas | | | | | | | | | | |
| Alabama | | | | | | | | | | |
| Abilene Christian | | | | | | | | | | |
| Ole Miss | | | | | | | | | | |
| TOTAL | 6/6 | 21 | 23 | 44 | 1.0-2 | 0-0 | 0 | 1 | 0 | 1 |



KEYTAON THOMPSON
 Quarterback
 Junior • 6-4 • 235
 New Orleans, La. (Landry-Walker)
 Major: Sports Studies

10

- Exceptional dual-threat quarterback, who is 2-0 as a starter with 18 career touchdowns
- Led the Bulldogs to a 2017 TaxSlayer Bowl victory in his first career start
- Also started the 2018 season opener in place of Nick Fitzgerald
- Played in 19 games with two starts
- Owns three 100-yard rushing games
- Has not seen any action in 2019

THOMPSON'S CAREER PASSING/RUSHING STATS

| YEAR | G/S | CMP | ATT | INT | PCT | YDS | TD | LG | RUSH | YDS | TD | LG |
|--------------|-------------|-----------|------------|----------|-------------|------------|----------|-----------|-----------|------------|-----------|-----------|
| 2017 | 10/1 | 32 | 66 | 2 | .485 | 388 | 2 | 32 | 75 | 448 | 6 | 40 |
| 2018 | 9/1 | 18 | 39 | 1 | .462 | 458 | 6 | 84 | 24 | 226 | 4 | 25 |
| 2019 | 0/0 | 0 | 0 | 0 | .000 | 0 | 0 | 0 | 0 | 0 | 0 | 0 |
| TOTAL | 19/2 | 50 | 105 | 3 | .476 | 846 | 8 | 84 | 99 | 672 | 10 | 40 |

THOMPSON'S 2019 GAME-BY-GAME PASSING/RUSHING STATS

| OPPONENT | G/S | CMP | ATT | INT | PCT | YDS | TD | LG | RUSH | YDS | TD | LG |
|-------------------|------------|----------|----------|----------|-------------|----------|----------|----------|----------|----------|----------|----------|
| at Louisiana | | | | | --- | DNP--- | | | | | | |
| Southern Miss | | | | | --- | DNP--- | | | | | | |
| Kansas State | | | | | --- | DNP--- | | | | | | |
| Kentucky | | | | | --- | DNP--- | | | | | | |
| at Auburn | | | | | --- | DNP--- | | | | | | |
| at Tennessee | | | | | --- | DNP--- | | | | | | |
| LSU | | | | | | | | | | | | |
| at Texas A&M | | | | | | | | | | | | |
| at Arkansas | | | | | | | | | | | | |
| Alabama | | | | | | | | | | | | |
| Abilene Christian | | | | | | | | | | | | |
| Ole Miss | | | | | | | | | | | | |
| TOTAL | 0/0 | 0 | 0 | 0 | .000 | 0 | 0 | 0 | 0 | 0 | 0 | 0 |



TIM WASHINGTON
 Linebacker
 Senior • 6-3 • 240
 Yazoo City, Miss. (Yazoo City)
 Major: Workforce Education Leadership

41


- An imposing, veteran linebacker who is an option at the position
- Played in 43 career games and serves as the backup Mike linebacker
- An SEC graduate, who earned his undergraduate degree in industrial technology in May
- Totaled 31 career tackles, including 3.5 for loss
- Tied for the SEC lead in forced fumbles
- Collected a season-high six tackles, including 1.0 for loss, **vs. Kansas State (9/14)**
- Recorded two tackles including the first sack of his career **vs. Kentucky (9/21)**
- Totaled four tackles and forced two fumbles, the firsts of his career, **at #7 Auburn (9/28)**
- Did not see action **at Tennessee (10/12)** due to an upper-body injury

WASHINGTON'S CAREER DEFENSIVE STATS

| YEAR | G/S | UA | A | TT | TFL-YDS | SACKS-YDS | INT | PD | FF | FR |
|--------------|-------------|-----------|-----------|-----------|---------------|------------|----------|----------|----------|----------|
| 2016 | 12/0 | 0 | 0 | 0 | 0-0 | 0-0 | 0 | 0 | 0 | 0 |
| 2017 | 13/0 | 1 | 7 | 8 | 0-0 | 0-0 | 0 | 0 | 0 | 0 |
| 2018 | 13/0 | 5 | 16 | 21 | 1.5-3 | 0-0 | 0 | 0 | 0 | 0 |
| 2019 | 5/0 | 6 | 6 | 12 | 2.0-8 | 1-7 | 0 | 0 | 2 | 0 |
| TOTAL | 43/0 | 12 | 29 | 41 | 3.5-11 | 1-7 | 0 | 0 | 2 | 0 |

WASHINGTON'S 2019 GAME-BY-GAME DEFENSIVE STATS

| OPPONENT | G/S | UA | A | TT | TFL-YDS | SACKS-YDS | INT | PD | FF | FR |
|-------------------|------------|----------|----------|-----------|--------------|------------|----------|----------|----------|----------|
| at Louisiana | 1/0 | 0 | 0 | 0 | 0.0-0 | 0-0 | 0 | 0 | 0 | 0 |
| Southern Miss | 1/0 | 0 | 0 | 0 | 0.0-0 | 0-0 | 0 | 0 | 0 | 0 |
| Kansas State | 1/0 | 1 | 5 | 6 | 1.0-1 | 0-0 | 0 | 0 | 0 | 0 |
| Kentucky | 1/0 | 1 | 1 | 2 | 1.0-7 | 1-7 | 0 | 0 | 0 | 0 |
| at Auburn | 1/0 | 4 | 0 | 4 | 0.0-0 | 0-0 | 0 | 0 | 2 | 0 |
| at Tennessee | | | | | --- | DNP--- | | | | |
| LSU | | | | | | | | | | |
| at Texas A&M | | | | | | | | | | |
| at Arkansas | | | | | | | | | | |
| Alabama | | | | | | | | | | |
| Abilene Christian | | | | | | | | | | |
| Ole Miss | | | | | | | | | | |
| TOTAL | 5/0 | 6 | 6 | 12 | 2.0-8 | 1-7 | 0 | 0 | 2 | 0 |



AUSTIN WILLIAMS

Wide Receiver
Sophomore - 6-3- 200
Ocean Springs, Miss. (Ocean Springs)
Major: Finance

85

- Promising sophomore receiver with good size and tremendous hands
- Appeared in 19 contests, making five starts
- Collected 15 receptions for 213 career yards and four touchdowns
- Had a 12-yard TD catch to give MSU a 35-14 lead in the fourth quarter **vs. Louisiana (8/31)**
- It was the fourth TD catch of his career and his first since hauling in a pair of TD passes vs. Arkansas on Nov. 17, 2018

WILLIAMS' CAREER RECEIVING STATS

| YEAR | G/S | REC | YDS | AVG | TD | LP/OPPONENT |
|--------------|-------------|-----------|------------|-------------|----------|--------------------|
| 2018 | 13/5 | 10 | 137 | 13.7 | 3 | 33/ARKANSAS |
| 2019 | 6/0 | 5 | 76 | 15.2 | 1 | 28/LOUISIANA |
| TOTAL | 19/5 | 15 | 213 | 14.2 | 4 | 33/ARKANSAS |

WILLIAMS' 2019 GAME-BY-GAME RECEIVING STATS

| OPPONENT | G/S | REC | YDS | AVG | TD | LG |
|-------------------|------------|----------|-----------|-------------|----------|-----------|
| at Louisiana | 1/0 | 3 | 43 | 14.3 | 1 | 28 |
| Southern Miss | 1/0 | 1 | 13 | 13.0 | 0 | 13 |
| Kansas State | 1/0 | 0 | 0 | 0.0 | 0 | 0 |
| Kentucky | 1/0 | 1 | 20 | 20.0 | 0 | 20 |
| at Auburn | 1/0 | 0 | 0 | 0.0 | 0 | 0 |
| at Tennessee | 1/0 | 0 | 0 | 0.0 | 0 | 0 |
| LSU | | | | | | |
| at Texas A&M | | | | | | |
| at Arkansas | | | | | | |
| Alabama | | | | | | |
| Abilene Christian | | | | | | |
| Ole Miss | | | | | | |
| TOTAL | 6/0 | 5 | 76 | 15.2 | 1 | 28 |



TYLER WILLIAMS

Cornerback
Sophomore - 6-2- 175
Oxford, Miss. (Lafayette)
Major: Business Administration

13


- Lockdown, lengthy corner who is poised for a strong sophomore campaign
- Appeared in 13 games, primarily as a reserve cornerback, with one start to his credit
- Totaled 15 career tackles and has broken up four passes
- Broke up a career-high two passes **vs. Louisiana (8/31)**
- Set career high with three tackles **vs. Southern Miss (9/7)** and added the first fumble recovery of his career
- Earned the start in place of an injured Cameron Dantzler **vs. Kansas State (9/14)** and collected three tackles
- Did not see action **at #7 Auburn (9/28)** and **at Tennessee (10/12)** due to injury

WILLIAMS' CAREER DEFENSIVE STATS

| YEAR | G/S | UA | A | TT | TFL-YDS | SACKS-YDS | INT | PD | FF | FR |
|--------------|-------------|----------|----------|-----------|------------|------------|----------|----------|----------|----------|
| 2018 | 9/0 | 4 | 2 | 6 | 0-0 | 0-0 | 0 | 1 | 0 | 0 |
| 2019 | 4/1 | 3 | 6 | 9 | 0-0 | 0-0 | 0 | 3 | 1 | 0 |
| TOTAL | 13/1 | 7 | 8 | 15 | 0-0 | 0-0 | 0 | 4 | 1 | 0 |

WILLIAMS' 2019 GAME-BY-GAME DEFENSIVE STATS

| OPPONENT | G/S | UA | A | TT | TFL-YDS | SACKS-YDS | INT | PD | FF | FR |
|-------------------|------------|----------|----------|----------|------------|------------|----------|----------|----------|----------|
| at Louisiana | 1/0 | 0 | 0 | 0 | 0-0 | 0-0 | 0 | 2 | 0 | 0 |
| Southern Miss | 1/0 | 1 | 2 | 3 | 0-0 | 0-0 | 0 | 0 | 1 | 0 |
| Kansas State | 1/1 | 0 | 3 | 3 | 0-0 | 0-0 | 0 | 0 | 0 | 0 |
| Kentucky | 1/0 | 2 | 1 | 3 | 0-0 | 0-0 | 0 | 1 | 0 | 0 |
| at Auburn | | | | | ---DNP--- | | | | | |
| at Tennessee | | | | | ---DNP--- | | | | | |
| LSU | | | | | | | | | | |
| at Texas A&M | | | | | | | | | | |
| at Arkansas | | | | | | | | | | |
| Alabama | | | | | | | | | | |
| Abilene Christian | | | | | | | | | | |
| Ole Miss | | | | | | | | | | |
| TOTAL | 4/1 | 3 | 6 | 9 | 0-0 | 0-0 | 0 | 3 | 1 | 0 |



LEE WITHERSPOON

Running Back
Freshman • 5-10 • 205
Birmingham, Ala. (North Jackson)
Major: Undeclared

22


- A phenomenal running that shattered Alabama state records at North Jackson High School
- Holds Alabama state records for single-season rushing TDs (53) and total TDs (59)
- Recorded first career TD with a 22-yard run in the fourth quarter **vs. Southern Miss (9/7)**
- Finished with 40 yards on seven carries against the Golden Eagles
- Recorded the first reception of his career with an 18-yard catch **at Tennessee (10/12)**

WITHERSPOON'S CAREER RUSHING/RECEIVING STATS

| YEAR | G/S | RUSH | YDS | AVG | TD | LG | REC | YDS | AVG | TD | LG |
|--------------|------------|-----------|-----------|------------|----------|-----------|----------|-----------|-------------|----------|-----------|
| 2019 | 5/0 | 12 | 47 | 3.9 | 1 | 22 | 1 | 18 | 18.0 | 0 | 18 |
| Total | 5/0 | 12 | 47 | 3.9 | 1 | 22 | 1 | 18 | 18.0 | 0 | 18 |

WITHERSPOON'S 2019 GAME-BY-GAME RUSHING/RECEIVING STATS

| OPPONENT | G/S | RUSH | YDS | AVG | TD | LG | REC | YDS | AVG | TD | LG |
|-------------------|------------|-----------|-----------|------------|----------|-----------|----------|-----------|-------------|----------|-----------|
| at Louisiana | | | | | | --- | DNP--- | | | | |
| Southern Miss | 1/0 | 7 | 40 | 5.7 | 1 | 22 | 0 | 0 | 0.0 | 0 | 0 |
| Kansas State | 1/0 | 3 | 4 | 1.3 | 0 | 2 | 0 | 0 | 0.0 | 0 | 0 |
| Kentucky | 1/0 | 0 | 0 | 0.0 | 0 | 0 | 0 | 0 | 0.0 | 0 | 0 |
| at Auburn | 1/0 | 2 | 3 | 2.5 | 0 | 0 | 0 | 0 | 0.0 | 0 | 0 |
| at Tennessee | 1/0 | 0 | 0 | 0.0 | 0 | 0 | 1 | 18 | 18.0 | 0 | 18 |
| LSU | | | | | | | | | | | |
| at Texas A&M | | | | | | | | | | | |
| at Arkansas | | | | | | | | | | | |
| Alabama | | | | | | | | | | | |
| Abilene Christian | | | | | | | | | | | |
| Ole Miss | | | | | | | | | | | |
| TOTAL | 5/0 | 12 | 47 | 3.9 | 1 | 22 | 1 | 18 | 18.0 | 0 | 18 |



ISAIAH ZUBER

Wide Receiver
Senior • 6-0 • 190
Stone Mountain, Ga. (Kansas State)
Major: Workforce Education Leadership

12

- An athletic, lockdown graduate transfer who is in the mix at receiver this season
- Also contributes on special teams
- Kansas' State's top receiver in 2018 with 52 catches, 619 yards and five touchdowns
- Made his Mississippi State debut **vs. Louisiana (8/31)**, hauling in a reception for 14 yards
- Returned two kicks vs. the Ragin' Cajuns for a total of 36 yards
- Made his first start as a Bulldog **vs. Kentucky (9/21)**, recording three receptions for 16 yards
- Hauled in his longest reception of the season with a 20-yard catch **at #7 Auburn (9/28)**
- Earned his second start of the season **at Tennessee (10/12)**, rushing one time for four yards

ZUBER'S CAREER RECEIVING STATS

| YEAR | G/S | REC | YDS | AVG | TD | LP/OPPONENT |
|--------------|------------|----------|-----------|-------------|----------|------------------|
| 2019 | 6/2 | 7 | 73 | 10.4 | 0 | 20/AUBURN |
| TOTAL | 6/2 | 7 | 73 | 10.4 | 0 | 20/AUBURN |

ZUBER'S CAREER KICK RETURN STATS

| YEAR | G/S | KR | YDS | AVG | LG | TD |
|--------------|------------|----------|-----------|-------------|-----------|----------|
| 2019 | 6/2 | 2 | 36 | 18.0 | 22 | 0 |
| TOTAL | 6/2 | 2 | 36 | 28.0 | 22 | 0 |

ZUBER'S 2019 GAME-BY-GAME RECEIVING STATS

| OPPONENT | G/S | REC | YDS | AVG | TD | LG |
|-------------------|------------|----------|-----------|-------------|----------|-----------|
| at Louisiana | 1/0 | 1 | 14 | 14.0 | 0 | 14 |
| Southern Miss | 1/0 | 2 | 23 | 11.5 | 0 | 17 |
| Kansas State | 1/0 | 0 | 0 | 0.0 | 0 | 0 |
| Kentucky | 1/1 | 3 | 16 | 5.3 | 0 | 7 |
| at Auburn | 1/0 | 1 | 20 | 20.0 | 0 | 20 |
| at Tennessee | 1/1 | 0 | 0 | 0.0 | 0 | 0 |
| LSU | | | | | | |
| at Texas A&M | | | | | | |
| at Arkansas | | | | | | |
| Alabama | | | | | | |
| Abilene Christian | | | | | | |
| Ole Miss | | | | | | |
| TOTAL | 6/2 | 7 | 73 | 10.4 | 0 | 20 |

Mississippi State Combined Team Statistics (as of Oct 12, 2019)

All games

| Date | Opponent | Score | Att. |
|----------------|---------------|---------|-------|
| Aug 31, 2019 | at Louisiana | W 38-28 | 22440 |
| Sep 07, 2019 | SOUTHERN MISS | W 38-15 | 55143 |
| Sep 14, 2019 | KANSAS STATE | L 24-31 | 54522 |
| * Sep 21, 2019 | KENTUCKY | W 28-13 | 54556 |
| * Sep 28, 2019 | at #7 Auburn | L 23-56 | 87451 |
| * Oct 12, 2019 | at Tennessee | L 10-20 | 85462 |

| Record: | Overall | Home | Away | Neutral |
|----------------|---------|------|------|---------|
| All games | 3-3 | 2-1 | 1-2 | 0-0 |
| Conference | 1-2 | 1-0 | 0-2 | 0-0 |
| Non-Conference | 2-1 | 1-1 | 1-0 | 0-0 |

| Team Statistics | MS | OPP |
|-------------------------|----------|----------|
| FIRST DOWNS | 134 | 121 |
| Rushing | 64 | 50 |
| Passing | 59 | 63 |
| Penalty | 11 | 8 |
| RUSHING YARDAGE | 1152 | 980 |
| Rushing Attempts | 240 | 217 |
| Average Per Rush | 4.8 | 4.5 |
| Average Per Game | 192.0 | 163.3 |
| TDs Rushing | 12 | 13 |
| PASSING YARDAGE | 1105 | 1384 |
| Comp-Att-Int | 88-147-6 | 95-164-6 |
| Average Per Pass | 7.5 | 8.4 |
| Average Per Catch | 12.6 | 14.6 |
| Average Per Game | 184.2 | 230.7 |
| TDs Passing | 8 | 7 |
| TOTAL OFFENSE | 2257 | 2364 |
| Average Per Play | 5.8 | 6.2 |
| Average Per Game | 376.2 | 394.0 |
| KICK RETURNS: #-Yards | 9-150 | 15-344 |
| PUNT RETURNS: #-Yards | 5-49 | 10-118 |
| INT RETURNS: #-Yards | 6-106 | 6-113 |
| FUMBLES-LOST | 9-6 | 14-10 |
| PENALTIES-Yards | 32-263 | 26-220 |
| PUNTS-AVG | 25-43.6 | 21-44.7 |
| TIME OF POSSESSION/Game | 31:41 | 28:18 |
| 3RD-DOWN Conversions | 25/66 | 23/66 |
| 4TH-DOWN Conversions | 2/5 | 3/8 |

| Interceptions | no. | yds | avg | td | lg |
|----------------|-----|-----|------|----|----|
| Cam Dantzler | 2 | 0 | 0.0 | 0 | 0 |
| Brian Cole II | 1 | 0 | 0.0 | 0 | 0 |
| Willie Gay Jr. | 1 | 52 | 52.0 | 1 | 52 |
| Martin Emerson | 1 | 45 | 45.0 | 0 | 45 |
| C.J. Morgan | 1 | 9 | 9.0 | 0 | 9 |

| Punting | no. | yds | avg | lg | tb | fc | i20 | 50+ | blk |
|-------------|-----|------|------|----|----|----|-----|-----|-----|
| Tucker Day | 23 | 1009 | 43.9 | 59 | 2 | 3 | 6 | 5 | 0 |
| Reed Bowman | 2 | 82 | 41.0 | 51 | 0 | 0 | 1 | 1 | 0 |

| Punt Returns | no. | yds | avg | td | lg |
|--------------|-----|-----|------|----|----|
| Malik Dear | 4 | 49 | 12.2 | 0 | 40 |
| Taury Dixon | 1 | 0 | 0.0 | 0 | 0 |
| Total | 5 | 49 | 9.8 | 0 | 40 |
| Opponents | 10 | 118 | 11.8 | 0 | 25 |

| Kick Returns | no. | yds | avg | td | lg |
|----------------|-----|-----|------|----|-----|
| Brian Cole II | 3 | 44 | 14.7 | 0 | 18 |
| JaVonta Payton | 3 | 56 | 18.7 | 0 | 24 |
| Isaiah Zuber | 2 | 36 | 18.0 | 0 | 22 |
| Dedrick Thomas | 1 | 14 | 14.0 | 0 | 14 |
| Total | 9 | 150 | 16.7 | 0 | 24 |
| Opponents | 15 | 344 | 22.9 | 1 | 100 |

| All Purpose | g | rush | rcv | pr | kr | ir | total | avg/g |
|-----------------|---|------|------|-----|-----|-----|-------|-------|
| Kylin Hill | 6 | 609 | 70 | 0 | 0 | 0 | 679 | 113.2 |
| Garrett Shrader | 5 | 374 | 0 | 0 | 0 | 0 | 374 | 74.8 |
| Osirus Mitchell | 6 | 0 | 335 | 0 | 0 | 0 | 335 | 55.8 |
| Dedrick Thoma | 6 | 0 | 156 | 0 | 14 | 0 | 170 | 28.3 |
| JaVonta Payton | 6 | 11 | 63 | 0 | 56 | 0 | 130 | 21.7 |
| Total | 6 | 1152 | 1105 | 49 | 150 | 106 | 2562 | 427.0 |
| Opponents | 6 | 980 | 1384 | 118 | 344 | 113 | 2939 | 489.8 |

| Total Offense | g | plays | rush | pass | total | avg/g |
|-----------------|---|-------|------|------|-------|-------|
| Garrett Shrader | 5 | 137 | 374 | 590 | 964 | 192.8 |
| Kylin Hill | 6 | 119 | 609 | 0 | 609 | 101.5 |
| Tommy Stevens | 5 | 103 | 52 | 515 | 567 | 113.4 |
| Nick Gibson | 4 | 10 | 62 | 0 | 62 | 15.5 |
| L. Witherspoon | 5 | 12 | 47 | 0 | 47 | 9.4 |
| Total | 6 | 387 | 1152 | 1105 | 2257 | 376.2 |
| Opponents | 6 | 381 | 980 | 1384 | 2364 | 394.0 |

| Rushing | gp | att | gain | loss | net | avg | td | lg | avg/g |
|-----------------|----|-----|------|------|------|------|----|----|-------|
| Kylin Hill | 6 | 119 | 634 | 25 | 609 | 5.1 | 5 | 22 | 101.5 |
| Garrett Shrader | 5 | 59 | 439 | 65 | 374 | 6.3 | 2 | 49 | 74.8 |
| Nick Gibson | 4 | 10 | 64 | 2 | 62 | 6.2 | 2 | 19 | 15.5 |
| Tommy Stevens | 5 | 34 | 116 | 64 | 52 | 1.5 | 2 | 14 | 10.4 |
| L. Witherspoon | 5 | 12 | 47 | 0 | 47 | 3.9 | 1 | 22 | 9.4 |
| JaVonta Payton | 6 | 1 | 11 | 0 | 11 | 11.0 | 0 | 11 | 1.8 |
| Isaiah Zuber | 6 | 1 | 4 | 0 | 4 | 4.0 | 0 | 4 | 0.7 |
| Total | 6 | 240 | 1314 | 162 | 1152 | 4.8 | 12 | 49 | 192.0 |
| Opponents | 6 | 217 | 1104 | 124 | 980 | 4.5 | 13 | 31 | 163.3 |

| Passing | gp | effic | comp-att-int | pct | yds | td | lg | avg/g |
|-----------------|----|--------|--------------|------|------|----|----|-------|
| Garrett Shrader | 5 | 128.79 | 45-78-2 | 57.7 | 590 | 3 | 47 | 118.0 |
| Tommy Stevens | 5 | 137.33 | 43-69-4 | 62.3 | 515 | 5 | 35 | 103.0 |
| Total | 6 | 132.80 | 88-147-6 | 59.9 | 1105 | 8 | 47 | 184.2 |
| Opponents | 6 | 135.58 | 95-164-6 | 57.9 | 1384 | 7 | 65 | 230.7 |

| Receiving | gp | no. | yds | avg | td | lg | avg/g |
|-----------------|----|-----|------|------|----|----|-------|
| Osirus Mitchell | 6 | 24 | 335 | 14.0 | 4 | 35 | 55.8 |
| Dedrick Thomas | 6 | 11 | 156 | 14.2 | 1 | 26 | 26.0 |
| Stephen Guidry | 5 | 10 | 113 | 11.3 | 2 | 19 | 22.6 |
| Farrod Green | 6 | 9 | 114 | 12.7 | 0 | 47 | 19.0 |
| Isaiah Zuber | 6 | 7 | 73 | 10.4 | 0 | 20 | 12.2 |
| Kylin Hill | 6 | 7 | 70 | 10.0 | 0 | 18 | 11.7 |
| Austin Williams | 6 | 5 | 76 | 15.2 | 1 | 28 | 12.7 |
| JaVonta Payton | 6 | 5 | 63 | 12.6 | 0 | 30 | 10.5 |
| Dontea Jones | 5 | 4 | 35 | 8.8 | 0 | 14 | 7.0 |
| Malik Dear | 6 | 2 | 28 | 14.0 | 0 | 20 | 4.7 |
| L. Witherspoon | 5 | 1 | 18 | 18.0 | 0 | 18 | 3.6 |
| G. Spivey | 6 | 1 | 12 | 12.0 | 0 | 12 | 2.0 |
| Cameron Gardner | 6 | 1 | 7 | 7.0 | 0 | 7 | 1.2 |
| Robert Rivers | 1 | 1 | 5 | 5.0 | 0 | 5 | 5.0 |
| Total | 6 | 88 | 1105 | 12.6 | 8 | 47 | 184.2 |
| Opponents | 6 | 95 | 1384 | 14.6 | 7 | 65 | 230.7 |

| Field Goals | fg | pct. | 01-19 | 20-29 | 30-39 | 40-49 | 50-99 | lg | blk |
|-----------------|-----|------|-------|-------|-------|-------|-------|----|-----|
| Jordan Lawless | 1-2 | 50.0 | 0-0 | 0-1 | 1-1 | 0-0 | 0-0 | 37 | 0 |
| Jace Christmann | 4-6 | 66.7 | 0-0 | 1-1 | 1-2 | 1-2 | 1-1 | 51 | 0 |

| Scoring | td | fg | PAT | | | | dxp | saf | pts |
|-----------------|----|-----|-------|------|-----|------|-----|-----|-----|
| | | | kick | rush | rcv | pass | | | |
| Kylin Hill | 5 | - | - | - | - | - | - | - | 30 |
| Jace Christmann | - | 4-6 | 15-16 | - | - | - | - | - | 27 |
| Osirus Mitchell | 4 | - | - | - | - | - | - | - | 24 |
| Nick Gibson | 2 | - | - | - | - | - | - | - | 12 |
| Stephen Guidry | 2 | - | - | - | - | - | - | - | 12 |
| Tommy Stevens | 2 | - | - | - | - | - | - | - | 12 |
| Garrett Shrader | 2 | - | - | - | - | - | - | - | 12 |
| Jordan Lawless | - | 1-2 | 5-5 | - | - | - | - | - | 8 |
| Dedrick Thomas | 1 | - | - | - | - | - | - | - | 6 |
| Willie Gay Jr. | 1 | - | - | - | - | - | - | - | 6 |
| L. Witherspoon | 1 | - | - | - | - | - | - | - | 6 |
| Austin Williams | 1 | - | - | - | - | - | - | - | 6 |
| Total | 21 | 5-8 | 20-21 | - | - | - | - | - | 161 |
| Opponents | 21 | 5-8 | 20-20 | - | 1 | 1-1 | - | - | 163 |

| Score by Quarters | 1st | 2nd | 3rd | 4th | OT | Total |
|-------------------|-----|-----|-----|-----|----|-------|
| Mississippi State | 27 | 62 | 28 | 44 | 0 | 161 |
| Opponents | 41 | 45 | 24 | 53 | 0 | 163 |

| # | Defensive Leaders | gp | Tackles | | | | tfl/yds | Sacks | | Pass defense | | Fumbles | | blkd | |
|----|-------------------|----|---------|----|-----|-------|---------|--------|--|--------------|------|---------|---------|------|------|
| | | | ua | a | tot | | | no-yds | | int-yds | brup | qbh | rcv-yds | ff | kick |
| 29 | C.J. Morgan | 6 | 24 | 21 | 45 | 0.5-2 | | | | 1-9 | 3 | | | | |
| 40 | Erroll Thompson | 6 | 21 | 23 | 44 | 1.0-2 | | | | | 1 | 3 | 1-0 | | |

Mississippi State Overall Team Statistics (as of Oct 12, 2019)
All games

| Team Statistics | MS | OPP |
|-------------------------|-------------|--------------|
| SCORING | 161 | 163 |
| Points Per Game | 26.8 | 27.2 |
| Points Off Turnovers | 38 | 41 |
| FIRST DOWNS | 134 | 121 |
| Rushing | 64 | 50 |
| Passing | 59 | 63 |
| Penalty | 11 | 8 |
| RUSHING YARDAGE | 1152 | 980 |
| Yards gained rushing | 1314 | 1104 |
| Yards lost rushing | 162 | 124 |
| Rushing Attempts | 240 | 217 |
| Average Per Rush | 4.8 | 4.5 |
| Average Per Game | 192.0 | 163.3 |
| TDs Rushing | 12 | 13 |
| PASSING YARDAGE | 1105 | 1384 |
| Comp-Att-Int | 88-147-6 | 95-164-6 |
| Average Per Pass | 7.5 | 8.4 |
| Average Per Catch | 12.6 | 14.6 |
| Average Per Game | 184.2 | 230.7 |
| TDs Passing | 8 | 7 |
| TOTAL OFFENSE | 2257 | 2364 |
| Total Plays | 387 | 381 |
| Average Per Play | 5.8 | 6.2 |
| Average Per Game | 376.2 | 394.0 |
| KICK RETURNS: #-Yards | 9-150 | 15-344 |
| PUNT RETURNS: #-Yards | 5-49 | 10-118 |
| INT RETURNS: #-Yards | 6-106 | 6-113 |
| KICK RETURN AVERAGE | 16.7 | 22.9 |
| PUNT RETURN AVERAGE | 9.8 | 11.8 |
| INT RETURN AVERAGE | 17.7 | 18.8 |
| FUMBLES-LOST | 9-6 | 14-10 |
| PENALTIES-Yards | 32-263 | 26-220 |
| Average Per Game | 43.8 | 36.7 |
| PUNTS-Yards | 25-1091 | 21-938 |
| Average Per Punt | 43.6 | 44.7 |
| Net punt average | 37.3 | 37.6 |
| KICKOFFS-Yards | 32-1908 | 31-1917 |
| Average Per Kick | 59.6 | 61.8 |
| Net kick average | 37.9 | 40.1 |
| TIME OF POSSESSION/Game | 31:41 | 28:18 |
| 3RD-DOWN Conversions | 25/66 | 23/66 |
| 3rd-Down Pct | 38% | 35% |
| 4TH-DOWN Conversions | 2/5 | 3/8 |
| 4th-Down Pct | 40% | 38% |
| SACKS BY-Yards | 10-59 | 18-112 |
| MISC YARDS | 0 | 0 |
| TOUCHDOWNS SCORED | 21 | 21 |
| FIELD GOALS-ATTEMPTS | 5-8 | 5-8 |
| ON-SIDE KICKS | 0-0 | 0-0 |
| RED-ZONE SCORES | (18-22) 82% | (17-24) 71% |
| RED-ZONE TOUCHDOWNS | (15-22) 68% | (14-24) 58% |
| PAT-ATTEMPTS | (20-21) 95% | (20-20) 100% |
| ATTENDANCE | 164221 | 195353 |
| Games/Avg Per Game | 3/54740 | 3/65118 |
| Neutral Site Games | | 0/0 |

| Score by Quarters | 1st | 2nd | 3rd | 4th | OT | Total |
|-------------------|-----|-----|-----|-----|----|-------|
| Mississippi State | 27 | 62 | 28 | 44 | 0 | 161 |
| Opponents | 41 | 45 | 24 | 53 | 0 | 163 |

Mississippi State Overall Individual Statistics (as of Oct 12, 2019)
All games

| Rushing | gp | att | gain | loss | net | avg | td | lg | avg/g |
|-----------------|----|-----|------|------|------|------|----|----|-------|
| Kylin Hill | 6 | 119 | 634 | 25 | 609 | 5.1 | 5 | 22 | 101.5 |
| Garrett Shrader | 5 | 59 | 439 | 65 | 374 | 6.3 | 2 | 49 | 74.8 |
| Nick Gibson | 4 | 10 | 64 | 2 | 62 | 6.2 | 2 | 19 | 15.5 |
| Tommy Stevens | 5 | 34 | 116 | 64 | 52 | 1.5 | 2 | 14 | 10.4 |
| L. Witherspoon | 5 | 12 | 47 | 0 | 47 | 3.9 | 1 | 22 | 9.4 |
| JaVonta Payton | 6 | 1 | 11 | 0 | 11 | 11.0 | 0 | 11 | 1.8 |
| Isaiah Zuber | 6 | 1 | 4 | 0 | 4 | 4.0 | 0 | 4 | 0.7 |
| Malik Dear | 6 | 1 | 0 | 0 | 0 | 0.0 | 0 | 0 | 0.0 |
| Dontea Jones | 5 | 0 | -1 | 0 | -1 | 0.0 | 0 | 0 | -0.2 |
| TEAM | 3 | 3 | 0 | 6 | -6 | -2.0 | 0 | 0 | -2.0 |
| Total | 6 | 240 | 1314 | 162 | 1152 | 4.8 | 12 | 49 | 192.0 |
| Opponents | 6 | 217 | 1104 | 124 | 980 | 4.5 | 13 | 31 | 163.3 |

| Passing | gp | effic | comp-att-int | pct | yds | td | lg | avg/g |
|-----------------|----|--------|--------------|------|------|----|----|-------|
| Garrett Shrader | 5 | 128.79 | 45-78-2 | 57.7 | 590 | 3 | 47 | 118.0 |
| Tommy Stevens | 5 | 137.33 | 43-69-4 | 62.3 | 515 | 5 | 35 | 103.0 |
| Total | 6 | 132.80 | 88-147-6 | 59.9 | 1105 | 8 | 47 | 184.2 |
| Opponents | 6 | 135.58 | 95-164-6 | 57.9 | 1384 | 7 | 65 | 230.7 |

| Receiving | gp | no. | yds | avg | td | lg | avg/g |
|-----------------|----|-----|------|------|----|----|-------|
| Osirus Mitchell | 6 | 24 | 335 | 14.0 | 4 | 35 | 55.8 |
| Dedrick Thomas | 6 | 11 | 156 | 14.2 | 1 | 26 | 26.0 |
| Stephen Guidry | 5 | 10 | 113 | 11.3 | 2 | 19 | 22.6 |
| Farrod Green | 6 | 9 | 114 | 12.7 | 0 | 47 | 19.0 |
| Isaiah Zuber | 6 | 7 | 73 | 10.4 | 0 | 20 | 12.2 |
| Kylin Hill | 6 | 7 | 70 | 10.0 | 0 | 18 | 11.7 |
| Austin Williams | 6 | 5 | 76 | 15.2 | 1 | 28 | 12.7 |
| JaVonta Payton | 6 | 5 | 63 | 12.6 | 0 | 30 | 10.5 |
| Dontea Jones | 5 | 4 | 35 | 8.8 | 0 | 14 | 7.0 |
| Malik Dear | 6 | 2 | 28 | 14.0 | 0 | 20 | 4.7 |
| L. Witherspoon | 5 | 1 | 18 | 18.0 | 0 | 18 | 3.6 |
| G. Spivey | 6 | 1 | 12 | 12.0 | 0 | 12 | 2.0 |
| Cameron Gardner | 6 | 1 | 7 | 7.0 | 0 | 7 | 1.2 |
| Robert Rivers | 1 | 1 | 5 | 5.0 | 0 | 5 | 5.0 |
| Total | 6 | 88 | 1105 | 12.6 | 8 | 47 | 184.2 |
| Opponents | 6 | 95 | 1384 | 14.6 | 7 | 65 | 230.7 |

| Punt Returns | no. | yds | avg | td | lg |
|--------------|-----|-----|------|----|----|
| Malik Dear | 4 | 49 | 12.2 | 0 | 40 |
| Taury Dixon | 1 | 0 | 0.0 | 0 | 0 |
| Total | 5 | 49 | 9.8 | 0 | 40 |
| Opponents | 10 | 118 | 11.8 | 0 | 25 |

| Interceptions | no. | yds | avg | td | lg |
|----------------|-----|-----|------|----|----|
| Cam Dantzler | 2 | 0 | 0.0 | 0 | 0 |
| C.J. Morgan | 1 | 9 | 9.0 | 0 | 9 |
| Brian Cole II | 1 | 0 | 0.0 | 0 | 0 |
| Willie Gay Jr. | 1 | 52 | 52.0 | 1 | 52 |
| Martin Emerson | 1 | 45 | 45.0 | 0 | 45 |
| Total | 6 | 106 | 17.7 | 1 | 52 |
| Opponents | 6 | 113 | 18.8 | 0 | 39 |

| Kick Returns | no. | yds | avg | td | lg |
|----------------|-----|-----|------|----|-----|
| Brian Cole II | 3 | 44 | 14.7 | 0 | 18 |
| JaVonta Payton | 3 | 56 | 18.7 | 0 | 24 |
| Isaiah Zuber | 2 | 36 | 18.0 | 0 | 22 |
| Dedrick Thomas | 1 | 14 | 14.0 | 0 | 14 |
| Total | 9 | 150 | 16.7 | 0 | 24 |
| Opponents | 15 | 344 | 22.9 | 1 | 100 |

| Fumble Returns | no. | yds | avg | td | lg |
|-----------------|-----|-----|-----|----|----|
| Darryl Williams | 1 | 4 | 4.0 | 0 | 4 |
| Total | 1 | 4 | 4.0 | 0 | 4 |
| Opponents | 1 | 9 | 9.0 | 0 | 9 |

Mississippi State Overall Individual Statistics (as of Oct 12, 2019)
All games

| Scoring | td | fg | PAT | | | | dxd | saf | pts |
|-----------------|----|-----|-------|------|-----|------|-----|-----|-----|
| | | | kick | rush | rcv | pass | | | |
| Kylin Hill | 5 | - | - | - | - | - | - | - | 30 |
| Jace Christmann | - | 4-6 | 15-16 | - | - | - | - | - | 27 |
| Osirus Mitchell | 4 | - | - | - | - | - | - | - | 24 |
| Stephen Guidry | 2 | - | - | - | - | - | - | - | 12 |
| Garrett Shrader | 2 | - | - | - | - | - | - | - | 12 |
| Tommy Stevens | 2 | - | - | - | - | - | - | - | 12 |
| Nick Gibson | 2 | - | - | - | - | - | - | - | 12 |
| Jordan Lawless | - | 1-2 | 5-5 | - | - | - | - | - | 8 |
| Dedrick Thomas | 1 | - | - | - | - | - | - | - | 6 |
| L. Witherspoon | 1 | - | - | - | - | - | - | - | 6 |
| Willie Gay Jr. | 1 | - | - | - | - | - | - | - | 6 |
| Austin Williams | 1 | - | - | - | - | - | - | - | 6 |
| Total | 21 | 5-8 | 20-21 | - | - | - | - | - | 161 |
| Opponents | 21 | 5-8 | 20-20 | - | 1 | 1-1 | - | - | 163 |

| Total Offense | g | plays | rush | pass | total | avg/g |
|-----------------|---|-------|------|------|-------|-------|
| Garrett Shrader | 5 | 137 | 374 | 590 | 964 | 192.8 |
| Kylin Hill | 6 | 119 | 609 | 0 | 609 | 101.5 |
| Tommy Stevens | 5 | 103 | 52 | 515 | 567 | 113.4 |
| Nick Gibson | 4 | 10 | 62 | 0 | 62 | 15.5 |
| L. Witherspoon | 5 | 12 | 47 | 0 | 47 | 9.4 |
| JaVonta Payton | 6 | 1 | 11 | 0 | 11 | 1.8 |
| Isaiah Zuber | 6 | 1 | 4 | 0 | 4 | 0.7 |
| Dontea Jones | 5 | 0 | -1 | 0 | -1 | -0.2 |
| TEAM | 3 | 3 | -6 | 0 | -6 | -2.0 |
| Total | 6 | 387 | 1152 | 1105 | 2257 | 376.2 |
| Opponents | 6 | 381 | 980 | 1384 | 2364 | 394.0 |

| Field Goals | fg | pct. | 01-19 | 20-29 | 30-39 | 40-49 | 50-99 | lg | blk |
|-----------------|-----|------|-------|-------|-------|-------|-------|----|-----|
| Jordan Lawless | 1-2 | 50.0 | 0-0 | 0-1 | 1-1 | 0-0 | 0-0 | 37 | 0 |
| Jace Christmann | 4-6 | 66.7 | 0-0 | 1-1 | 1-2 | 1-2 | 1-1 | 51 | 0 |

| FG Sequence | Mississippi State | Opponents |
|---------------|-------------------|-----------------|
| Louisiana | 27,(37) | - |
| Southern Miss | (30),43 | 36 |
| Kansas State | (47) | (35) |
| Kentucky | - | (40),47,26,(29) |
| Auburn | (27) | - |
| Tennessee | (51),36 | (49),(22) |

Numbers in (parentheses) indicate field goal was made.

| Punting | no. | yds | avg | lg | tb | fc | i20 | 50+ | blk |
|-------------|-----|------|------|----|----|----|-----|-----|-----|
| Tucker Day | 23 | 1009 | 43.9 | 59 | 2 | 3 | 6 | 5 | 0 |
| Reed Bowman | 2 | 82 | 41.0 | 51 | 0 | 0 | 1 | 1 | 0 |
| Total | 25 | 1091 | 43.6 | 59 | 2 | 3 | 7 | 6 | 0 |
| Opponents | 21 | 938 | 44.7 | 61 | 5 | 7 | 5 | 7 | 0 |

| Kickoffs | no. | yds | avg | tb | ob | retn | net | ydln |
|-----------------|-----|------|------|----|----|------|------|------|
| Scott Goodman | 26 | 1549 | 59.6 | 11 | 0 | | | |
| Tucker Day | 5 | 320 | 64.0 | 3 | 0 | | | |
| Jace Christmann | 1 | 39 | 39.0 | 0 | 0 | | | |
| Total | 32 | 1908 | 59.6 | 14 | 0 | 22.9 | 37.9 | 27 |
| Opponents | 31 | 1917 | 61.8 | 21 | 1 | 16.7 | 40.1 | 24 |

Mississippi State Overall Individual Statistics (as of Oct 12, 2019)
All games

| All Purpose | g | rush | rcv | pr | kr | ir | total | avg/g |
|-----------------|---|------|------|-----|-----|-----|-------|-------|
| Kylin Hill | 6 | 609 | 70 | 0 | 0 | 0 | 679 | 113.2 |
| Garrett Shrader | 5 | 374 | 0 | 0 | 0 | 0 | 374 | 74.8 |
| Osirus Mitchell | 6 | 0 | 335 | 0 | 0 | 0 | 335 | 55.8 |
| Deddrick Thoma | 6 | 0 | 156 | 0 | 14 | 0 | 170 | 28.3 |
| JaVonta Payton | 6 | 11 | 63 | 0 | 56 | 0 | 130 | 21.7 |
| Farrod Green | 6 | 0 | 114 | 0 | 0 | 0 | 114 | 19.0 |
| Stephen Guidry | 5 | 0 | 113 | 0 | 0 | 0 | 113 | 22.6 |
| Isaiah Zuber | 6 | 4 | 73 | 0 | 36 | 0 | 113 | 18.8 |
| Malik Dear | 6 | 0 | 28 | 49 | 0 | 0 | 77 | 12.8 |
| Austin Williams | 6 | 0 | 76 | 0 | 0 | 0 | 76 | 12.7 |
| L. Witherspoon | 5 | 47 | 18 | 0 | 0 | 0 | 65 | 13.0 |
| Nick Gibson | 4 | 62 | 0 | 0 | 0 | 0 | 62 | 15.5 |
| Tommy Stevens | 5 | 52 | 0 | 0 | 0 | 0 | 52 | 10.4 |
| Willie Gay Jr. | 2 | 0 | 0 | 0 | 0 | 52 | 52 | 26.0 |
| Martin Emerson | 6 | 0 | 0 | 0 | 0 | 45 | 45 | 7.5 |
| Brian Cole II | 6 | 0 | 0 | 0 | 44 | 0 | 44 | 7.3 |
| Dontea Jones | 5 | -1 | 35 | 0 | 0 | 0 | 34 | 6.8 |
| G. Spivey | 6 | 0 | 12 | 0 | 0 | 0 | 12 | 2.0 |
| C.J. Morgan | 6 | 0 | 0 | 0 | 0 | 9 | 9 | 1.5 |
| Cameron Gardn | 6 | 0 | 7 | 0 | 0 | 0 | 7 | 1.2 |
| Robert Rivers | 1 | 0 | 5 | 0 | 0 | 0 | 5 | 5.0 |
| TEAM | 3 | -6 | 0 | 0 | 0 | 0 | -6 | -2.0 |
| Total | 6 | 1152 | 1105 | 49 | 150 | 106 | 2562 | 427.0 |
| Opponents | 6 | 980 | 1384 | 118 | 344 | 113 | 2939 | 489.8 |

Mississippi State Overall Defensive Statistics (as of Oct 12, 2019)
All games

| ## | Defensive Leaders | gp | Tackles | | | | Sacks no-yds | Pass defense | | | Fumbles | | blkd | |
|-----------|-------------------|----|---------|-----|-----|---------|-----------------|--------------|------|-----|---------|----|------|-----|
| | | | ua | a | tot | tfl/yds | | int-yds | brup | qbh | rcv-yds | ff | kick | saf |
| 29 | C.J. Morgan | 6 | 24 | 21 | 45 | 0.5-2 | . | 1-9 | 3 | . | . | . | . | . |
| 40 | Erroll Thompson | 6 | 21 | 23 | 44 | 1.0-2 | . | . | 1 | 3 | 1-0 | . | . | . |
| 10 | Leo Lewis | 6 | 18 | 19 | 37 | 2.0-1 | . | . | 1 | 1 | 2-0 | 1 | . | . |
| 11 | J. Landrews | 6 | 23 | 14 | 37 | 0.5-0 | . | . | 4 | 1 | . | . | . | . |
| 32 | Brian Cole II | 6 | 21 | 9 | 30 | 6.5-27 | 2.0-17 | 1-0 | 1 | 1 | 1-0 | 1 | . | . |
| 5 | Chauncey Rivers | 6 | 12 | 8 | 20 | 3.0-9 | 1.0-5 | . | 1 | 3 | . | . | . | . |
| 3 | Cam Dantzler | 5 | 14 | 2 | 16 | . | . | 2-0 | 4 | . | 1-0 | . | . | . |
| 8S | M. Smitherman | 6 | 10 | 4 | 14 | . | . | . | . | 1 | . | . | . | . |
| 42 | M. Spencer | 6 | 8 | 6 | 14 | 1.5-6 | 1.0-5 | . | . | . | . | 2 | . | . |
| 52 | Kobe Jones | 6 | 5 | 9 | 14 | 2.0-5 | 1.0-4 | . | . | 1 | . | . | . | . |
| 1E | Martin Emerson | 6 | 7 | 5 | 12 | 1.0-1 | . | 1-45 | . | . | . | . | . | . |
| 41 | Tim Washington | 5 | 6 | 6 | 12 | 2.0-8 | 1.0-7 | . | . | . | . | 2 | . | . |
| 84 | Jaden Crumedy | 6 | 6 | 4 | 10 | 1.0-1 | . | . | . | . | . | . | . | . |
| 54 | Fabien Lovett | 6 | 2 | 7 | 9 | 0.5-2 | 0.5-2 | . | . | . | . | . | . | . |
| 13 | Tyler Williams | 4 | 3 | 6 | 9 | . | . | . | 3 | . | 1-0 | . | . | . |
| 43 | Fletcher Adams | 6 | 5 | 3 | 8 | 2.0-8 | 1.0-4 | . | . | . | . | 1 | . | . |
| 6 | Willie Gay Jr. | 2 | 2 | 5 | 7 | 1.0-2 | . | 1-52 | . | . | . | . | . | . |
| 90 | Lee Autry | 3 | 2 | 4 | 6 | 2.5-8 | 0.5-3 | . | . | 1 | . | . | . | . |
| 93 | Cameron Young | 5 | 1 | 3 | 4 | . | . | . | . | . | . | . | . | . |
| 99 | James Jackson | 6 | 3 | 1 | 4 | . | . | . | . | . | . | . | . | . |
| 2J | Jarrian Jones | 6 | 3 | 1 | 4 | . | . | . | 1 | . | 1-0 | . | . | . |
| 4 | JaVonta Payton | 6 | 1 | 3 | 4 | . | . | . | . | . | . | . | . | . |
| 2A | A. Conner | 5 | 3 | . | 3 | . | . | . | . | . | . | . | . | . |
| 1P | S. Preston Jr. | 2 | 3 | . | 3 | . | . | . | 1 | . | . | . | . | . |
| 35 | Landon Guidry | 6 | . | 3 | 3 | . | . | . | . | . | . | . | . | . |
| 18 | Aaron Brule | 6 | 1 | 2 | 3 | . | . | . | . | . | 1-0 | . | . | . |
| 16 | Korey Charles | 2 | 2 | . | 2 | . | . | . | . | . | . | . | . | . |
| 30 | S. Kilby-Lane | 5 | . | 2 | 2 | . | . | . | . | . | . | . | . | . |
| TM | TEAM | 3 | 2 | . | 2 | 1.0-5 | 1.0-5 | . | . | . | . | 2 | . | . |
| 8 | Kylin Hill | 6 | 2 | . | 2 | . | . | . | . | . | . | . | . | . |
| 6B | Paul Blackwell | 6 | 1 | . | 1 | . | . | . | . | . | 1-0 | . | . | . |
| 48 | Scott Goodman | 6 | . | 1 | 1 | . | . | . | . | . | . | . | . | . |
| 9R | D. Russell | 3 | . | 1 | 1 | . | . | . | . | . | . | . | . | . |
| 79 | Evans Wilkerson | 6 | 1 | . | 1 | . | . | . | . | . | . | . | . | . |
| 51 | Stewart Reese | 6 | 1 | . | 1 | . | . | . | . | . | . | 1 | . | . |
| 7 | Tommy Stevens | 5 | 1 | . | 1 | . | . | . | . | . | . | . | . | . |
| 34 | Sherman Timbs | 6 | 1 | . | 1 | . | . | . | . | . | . | . | . | . |
| 2P | N. Pickering | 2 | 1 | . | 1 | 1.0-7 | 1.0-7 | . | . | . | . | . | . | . |
| 20 | Taury Dixon | 3 | 1 | . | 1 | . | . | . | . | . | . | . | . | . |
| 63 | L. Sharp | 3 | 1 | . | 1 | . | . | . | . | . | . | . | . | . |
| 73 | Darryl Williams | 6 | . | . | . | . | . | . | . | . | 1-4 | . | . | . |
| Total | | 6 | 218 | 172 | 390 | 29-94 | 10-59 | 6-106 | 20 | 12 | 10-4 | 10 | . | . |
| Opponents | | 6 | 213 | 190 | 403 | 33-142 | 18-112 | 6-113 | 16 | 7 | 6-9 | 5 | . | . |

Mississippi State Team Game-by-Game (as of Oct 12, 2019)
All games

TEAM STATISTICS

| | | Rushing | | | | Receiving | | | | Passing | | | | Kick Returns | | | | Punt Returns | | | | tot | | |
|-------------------|---------------|---------|------|----|----|-----------|------|----|----|----------|------|-----|-----|--------------|-----|-----|-----|--------------|-----|-----|-----|-----|------|-----|
| Date | Opponent | no. | yds | td | lg | no. | yds | td | lg | cmp | att | int | yds | td | lg | no. | yds | td | lg | no. | yds | td | lg | off |
| Aug 31 | at Louisiana | 40 | 261 | 3 | 20 | 20 | 236 | 2 | 31 | 20-30-0 | 236 | 2 | 31 | 3 | 54 | 0 | 22 | 3 | 40 | 0 | 40 | | 497 | |
| Sep 07 | SOUTHERN MISS | 41 | 210 | 3 | 22 | 16 | 176 | 2 | 28 | 16-21-0 | 176 | 2 | 28 | 0 | 0 | 0 | 0 | 1 | 8 | 0 | 8 | | 386 | |
| Sep 14 | KANSAS STATE | 44 | 201 | 2 | 22 | 11 | 151 | 1 | 35 | 11-27-2 | 151 | 1 | 35 | 4 | 71 | 0 | 24 | 1 | 1 | 0 | 0 | | 352 | |
| Sep 21 | KENTUCKY | 40 | 241 | 3 | 49 | 17 | 180 | 0 | 25 | 17-22-1 | 180 | 0 | 25 | 0 | 0 | 0 | 0 | 0 | 0 | 0 | 0 | | 421 | |
| Sep 28 | at Auburn | 38 | 118 | 1 | 24 | 13 | 216 | 2 | 47 | 13-26-0 | 216 | 2 | 47 | 1 | 16 | 0 | 0 | 0 | 0 | 0 | 0 | | 334 | |
| Oct 12 | at Tennessee | 37 | 121 | 0 | 14 | 11 | 146 | 1 | 21 | 11-21-3 | 146 | 1 | 21 | 1 | 9 | 0 | 9 | 0 | 0 | 0 | 0 | | 267 | |
| Mississippi State | | 240 | 1152 | 12 | 49 | 88 | 1105 | 8 | 47 | 88-147-6 | 1105 | 8 | 47 | 9 | 150 | 0 | 24 | 5 | 49 | 0 | 40 | | 2257 | |
| | | 217 | 980 | 13 | 31 | 95 | 1384 | 7 | 65 | 95-164-6 | 1384 | 7 | 65 | 15 | 344 | 1 | 100 | 10 | 118 | 0 | 25 | | 2364 | |

Games: 6 • Avg/rush: 4.8 • Avg/catch: 12.6 • Pass effci: 132.80 • KR avg: 16.7 • PR avg: 9.8 • All purpose avg/game: 427.0 • Total offense avg/gm: 376.2

| Date | Opponent | Tackles | | | | Sacks no-yds | Fumble | | Pass Defense | | | blkd kick | PAT Attempts | | | off | | |
|-------------------|---------------|---------|-----|-------|----------|-----------------|--------|--------|--------------|-----|------|--------------|--------------|------|-----|-----|-----|-----|
| | | ua | a | total | tfl-yds | | ff | fr-yds | int-yds | qbh | brup | | kick | rush | rcv | saf | t/o | pts |
| Aug 31 | at Louisiana | 61 | 2 | 63 | 3.0-9 | 1.0-5 | 2 | 3-0 | 1-0 | 0 | 2 | 0 | 5-5 | 0 | 0 | 0 | 7 | 38 |
| Sep 07 | SOUTHERN MISS | 23 | 42 | 65 | 5.0-20 | 2.0-12 | 1 | 1-0 | 2-54 | 3 | 1 | 0 | 5-5 | 0 | 0 | 0 | 7 | 38 |
| Sep 14 | KANSAS STATE | 22 | 48 | 70 | 5.0-15 | 1.0-10 | 2 | 3-4 | 0-0 | 3 | 3 | 0 | 3-3 | 0 | 0 | 0 | 17 | 24 |
| Sep 21 | KENTUCKY | 31 | 28 | 59 | 5.0-19 | 3.0-16 | 1 | 0-0 | 1-52 | 5 | 13 | 0 | 4-4 | 0 | 0 | 0 | 7 | 28 |
| Sep 28 | at Auburn | 47 | 16 | 63 | 6.0-18 | 2.0-11 | 4 | 3-0 | 0-0 | 1 | 1 | 0 | 2-3 | 0 | 0 | 0 | 0 | 23 |
| Oct 12 | at Tennessee | 34 | 36 | 70 | 5.0-13 | 1.0-5 | 0 | 0-0 | 2-0 | 0 | 0 | 0 | 1-1 | 0 | 0 | 0 | 0 | 10 |
| Mississippi State | | 218 | 172 | 390 | 29.0-94 | 10.0-59 | 10 | 10-4 | 6-106 | 12 | 20 | 0 | 20-21 | 0 | 0 | 0 | 38 | 161 |
| | | 213 | 190 | 403 | 33.0-142 | 18.0-112 | 5 | 6-9 | 6-113 | 7 | 16 | 0 | 20-20 | 0 | 1 | 0 | 41 | 163 |

| | | Punting | | | | | | | | | | Field Goals | | | Kickoffs | | | | |
|-------------------|---------------|---------|------|------|------|------|----|----|-----|-----|--------|-------------|------|-----|----------|------|----|----|--|
| Date | Opponent | no. | yds | avg | long | blkd | tb | fc | 50+ | i20 | md-att | long | blkd | no. | yds | avg | tb | ob | |
| Aug 31 | at Louisiana | 2 | 80 | 40.0 | 42 | 0 | 0 | 0 | 0 | 2 | 1-2 | 37 | 0 | 7 | 400 | 57.1 | 1 | 0 | |
| Sep 07 | SOUTHERN MISS | 4 | 199 | 49.8 | 59 | 0 | 0 | 2 | 2 | 3 | 1-2 | 30 | 0 | 7 | 454 | 64.9 | 5 | 0 | |
| Sep 14 | KANSAS STATE | 6 | 242 | 40.3 | 55 | 0 | 0 | 1 | 1 | 0 | 1-1 | 47 | 0 | 5 | 310 | 62.0 | 2 | 0 | |
| Sep 21 | KENTUCKY | 3 | 147 | 49.0 | 50 | 0 | 2 | 0 | 1 | 0 | 0-0 | 0 | 0 | 5 | 295 | 59.0 | 3 | 0 | |
| Sep 28 | at Auburn | 6 | 250 | 41.7 | 51 | 0 | 0 | 0 | 1 | 2 | 1-1 | 27 | 0 | 5 | 273 | 54.6 | 2 | 0 | |
| Oct 12 | at Tennessee | 4 | 173 | 43.2 | 56 | 0 | 0 | 0 | 1 | 0 | 1-2 | 51 | 0 | 3 | 176 | 58.7 | 1 | 0 | |
| Mississippi State | | 25 | 1091 | 43.6 | 59 | 0 | 2 | 3 | 6 | 7 | 5-8 | 51 | 0 | 32 | 1908 | 59.6 | 14 | 0 | |
| | | 21 | 938 | 44.7 | 61 | 0 | 5 | 7 | 7 | 5 | 5-8 | 49 | 0 | 31 | 1917 | 61.8 | 21 | 1 | |

Mississippi State Opponent Game-by-Game (as of Oct 12, 2019)
All games

OPPONENT STATISTICS

| Date | Opponent | Rushing | | | | Receiving | | | | Passing | | | | Kick Returns | | | | Punt Returns | | | | tot off |
|-----------|---------------|---------|------|----|----|-----------|------|----|----|-------------|------|----|----|--------------|-----|----|-----|--------------|-----|----|----|------------|
| | | no. | yds | td | lg | no. | yds | td | lg | cmp-att-int | yds | td | lg | no. | yds | td | lg | no. | yds | td | lg | |
| Aug 31 | at Louisiana | 38 | 163 | 3 | 26 | 24 | 267 | 1 | 32 | 24-40-1 | 267 | 1 | 32 | 6 | 125 | 0 | 30 | 0 | 0 | 0 | 0 | 430 |
| Sep 07 | SOUTHERN MISS | 27 | 110 | 0 | 26 | 18 | 234 | 2 | 65 | 18-26-2 | 234 | 2 | 65 | 2 | 38 | 0 | 26 | 1 | 2 | 0 | 2 | 344 |
| Sep 14 | KANSAS STATE | 35 | 146 | 2 | 17 | 10 | 123 | 1 | 24 | 10-18-0 | 123 | 1 | 24 | 3 | 124 | 1 | 100 | 4 | 44 | 0 | 25 | 269 |
| Sep 21 | KENTUCKY | 28 | 154 | 1 | 31 | 15 | 232 | 0 | 39 | 15-42-1 | 232 | 0 | 39 | 2 | 22 | 0 | 19 | 1 | 25 | 0 | 25 | 386 |
| Sep 28 | at Auburn | 45 | 217 | 6 | 30 | 18 | 361 | 2 | 48 | 18-24-0 | 361 | 2 | 48 | 1 | 21 | 0 | 21 | 3 | 34 | 0 | 18 | 578 |
| Oct 12 | at Tennessee | 44 | 190 | 1 | 23 | 10 | 167 | 1 | 41 | 10-14-2 | 167 | 1 | 41 | 1 | 14 | 0 | 14 | 1 | 13 | 0 | 13 | 357 |
| Opponents | | 217 | 980 | 13 | 31 | 95 | 1384 | 7 | 65 | 95-164-6 | 1384 | 7 | 65 | 15 | 344 | 1 | 100 | 10 | 118 | 0 | 25 | 2364 |
| | | 240 | 1152 | 12 | 49 | 88 | 1105 | 8 | 47 | 88-147-6 | 1105 | 8 | 47 | 9 | 150 | 0 | 24 | 5 | 49 | 0 | 40 | 2257 |

Games: 6 • Avg/rush: 4.5 • Avg/catch: 14.6 • Pass effc: 135.58 • KR avg: 22.9 • PR avg: 11.8 • All purpose avg/game: 489.8 • Total offense avg/gm: 394.0

| Date | Opponent | Tackles | | | | Sacks no-yds | Fumble | | Pass Defense | | | blkd kick | PAT Attempts | | | off | | |
|-----------|---------------|---------|-----|-------|----------|-----------------|--------|--------|--------------|-----|------|--------------|--------------|------|-----|-----|-----|-----|
| | | ua | a | total | tfl-yds | | ff | fr-yds | int-yds | qbh | brup | | kick | rush | rcv | saf | t/o | pts |
| Aug 31 | at Louisiana | 51 | 16 | 67 | 2.0-7 | 2.0-7 | 1 | 2-0 | 0-0 | 1 | 1 | 0 | 4-4 | 0 | 0 | 0 | 7 | 28 |
| Sep 07 | SOUTHERN MISS | 32 | 46 | 78 | 6.0-24 | 3.0-20 | 0 | 0-0 | 0-0 | 2 | 1 | 0 | 1-1 | 0 | 1 | 0 | 0 | 15 |
| Sep 14 | KANSAS STATE | 26 | 58 | 84 | 6.0-19 | 2.0-13 | 0 | 1-9 | 2-39 | 3 | 3 | 0 | 4-4 | 0 | 0 | 0 | 10 | 31 |
| Sep 21 | KENTUCKY | 36 | 28 | 64 | 4.0-20 | 2.0-14 | 1 | 1-0 | 1-39 | 0 | 4 | 0 | 1-1 | 0 | 0 | 0 | 7 | 13 |
| Sep 28 | at Auburn | 37 | 14 | 51 | 5.0-32 | 2.0-25 | 2 | 2-0 | 0-0 | 1 | 5 | 0 | 8-8 | 0 | 0 | 0 | 14 | 56 |
| Oct 12 | at Tennessee | 31 | 28 | 59 | 10.0-40 | 7.0-33 | 1 | 0-0 | 3-35 | 0 | 2 | 0 | 2-2 | 0 | 0 | 0 | 3 | 20 |
| Opponents | | 213 | 190 | 403 | 33.0-142 | 18.0-112 | 5 | 6-9 | 6-113 | 7 | 16 | 0 | 20-20 | 0 | 1 | 0 | 41 | 163 |
| | | 218 | 172 | 390 | 29.0-94 | 10.0-59 | 10 | 10-4 | 6-106 | 12 | 20 | 0 | 20-21 | 0 | 0 | 0 | 38 | 161 |

| | | Punting | | | | | | | | | Field Goals | | | Kickoffs | | | | |
|-----------|---------------|---------|------|------|------|------|----|----|-----|-----|-------------|------|------|----------|------|------|----|----|
| Date | Opponent | no. | yds | avg | long | blkd | tb | fc | 50+ | i20 | md-att | long | blkd | no. | yds | avg | tb | ob |
| Aug 31 | at Louisiana | 3 | 133 | 44.3 | 46 | 0 | 0 | 0 | 0 | 1 | 0-0 | 0 | 0 | 5 | 262 | 52.4 | 1 | 1 |
| Sep 07 | SOUTHERN MISS | 5 | 170 | 34.0 | 43 | 0 | 0 | 1 | 0 | 0 | 0-1 | 0 | 0 | 3 | 195 | 65.0 | 3 | 0 |
| Sep 14 | KANSAS STATE | 5 | 253 | 50.6 | 61 | 0 | 2 | 2 | 3 | 1 | 1-1 | 35 | 0 | 6 | 357 | 59.5 | 2 | 0 |
| Sep 21 | KENTUCKY | 3 | 154 | 51.3 | 56 | 0 | 2 | 1 | 2 | 1 | 2-4 | 40 | 0 | 4 | 260 | 65.0 | 4 | 0 |
| Sep 28 | at Auburn | 1 | 43 | 43.0 | 43 | 0 | 0 | 1 | 0 | 0 | 0-0 | 0 | 0 | 9 | 583 | 64.8 | 8 | 0 |
| Oct 12 | at Tennessee | 4 | 185 | 46.2 | 57 | 0 | 1 | 2 | 2 | 2 | 2-2 | 49 | 0 | 4 | 260 | 65.0 | 3 | 0 |
| Opponents | | 21 | 938 | 44.7 | 61 | 0 | 5 | 7 | 7 | 5 | 5-8 | 49 | 0 | 31 | 1917 | 61.8 | 21 | 1 |
| | | 25 | 1091 | 43.6 | 59 | 0 | 2 | 3 | 6 | 7 | 5-8 | 51 | 0 | 32 | 1908 | 59.6 | 14 | 0 |

Mississippi State Game Superlatives (as of Oct 12, 2019)
All games

INDIVIDUAL GAME HIGHS

| | | |
|---------------------|------|---|
| Rushes | 27 | Kylin Hill at Louisiana (Aug 31, 2019) |
| Yards Rushing | 197 | Kylin Hill at Louisiana (Aug 31, 2019) |
| TD Rushes | 3 | Kylin Hill vs Kentucky (Sep 21, 2019) |
| Long Rush | 49 | Garrett Shrader vs Kentucky (Sep 21, 2019) |
| Pass attempts | 30 | Tommy Stevens at Louisiana (Aug 31, 2019) |
| Pass completions | 20 | Tommy Stevens at Louisiana (Aug 31, 2019) |
| Yards Passing | 236 | Tommy Stevens at Louisiana (Aug 31, 2019) |
| TD Passes | 2 | Tommy Stevens at Louisiana (Aug 31, 2019) |
| | 2 | Tommy Stevens vs Southern Miss (Sep 07, 2019) |
| | 2 | Garrett Shrader at Auburn (Sep 28, 2019) |
| Long Pass | 47 | Garrett Shrader at Auburn (Sep 28, 2019) |
| Receptions | 6 | Osirus Mitchell at Louisiana (Aug 31, 2019) |
| Yards Receiving | 88 | Osirus Mitchell at Louisiana (Aug 31, 2019) |
| TD Receptions | 1 | Osirus Mitchell at Louisiana (Aug 31, 2019) |
| | 1 | Austin Williams at Louisiana (Aug 31, 2019) |
| | 1 | Stephen Guidry vs Southern Miss (Sep 07, 2019) |
| | 1 | Osirus Mitchell vs Southern Miss (Sep 07, 2019) |
| | 1 | Osirus Mitchell vs Kansas State (Sep 14, 2019) |
| | 1 | Stephen Guidry at Auburn (Sep 28, 2019) |
| | 1 | Osirus Mitchell at Auburn (Sep 28, 2019) |
| | 1 | Dedrick Thomas at Tennessee (Oct 12, 2019) |
| Long Reception | 47 | Farrod Green at Auburn (Sep 28, 2019) |
| Field Goals | 1 | Jordan Lawless at Louisiana (Aug 31, 2019) |
| | 1 | Jace Christmann vs Southern Miss (Sep 07, 2019) |
| | 1 | Jace Christmann vs Kansas State (Sep 14, 2019) |
| | 1 | Jace Christmann at Auburn (Sep 28, 2019) |
| | 1 | Jace Christmann at Tennessee (Oct 12, 2019) |
| Long Field Goal | 51 | Jace Christmann at Tennessee (Oct 12, 2019) |
| Punts | 6 | Tucker Day vs Kansas State (Sep 14, 2019) |
| Punting Avg | 49.8 | Tucker Day vs Southern Miss (Sep 07, 2019) |
| Long Punt | 59 | Tucker Day vs Southern Miss (Sep 07, 2019) |
| Punts inside 20 | 3 | Tucker Day vs Southern Miss (Sep 07, 2019) |
| Long Punt Return | 40 | Malik Dear at Louisiana (Aug 31, 2019) |
| Long Kickoff Return | 24 | JaVonta Payton vs Kansas State (Sep 14, 2019) |
| Tackles | 13 | Erroll Thompson at Tennessee (Oct 12, 2019) |
| Sacks | 1.0 | TEAM at Louisiana (Aug 31, 2019) |
| | 1.0 | Brian Cole II vs Southern Miss (Sep 07, 2019) |
| | 1.0 | M. Spencer vs Southern Miss (Sep 07, 2019) |
| | 1.0 | Brian Cole II vs Kansas State (Sep 14, 2019) |
| | 1.0 | Chauncey Rivers vs Kentucky (Sep 21, 2019) |
| | 1.0 | Tim Washington vs Kentucky (Sep 21, 2019) |
| | 1.0 | Fletcher Adams vs Kentucky (Sep 21, 2019) |
| | 1.0 | N. Pickering at Auburn (Sep 28, 2019) |
| | 1.0 | Kobe Jones at Auburn (Sep 28, 2019) |
| Tackles For Loss | 2.5 | Brian Cole II vs Southern Miss (Sep 07, 2019) |
| Interceptions | 1 | Cam Dantzler at Louisiana (Aug 31, 2019) |
| | 1 | Martin Emerson vs Southern Miss (Sep 07, 2019) |
| | 1 | C.J. Morgan vs Southern Miss (Sep 07, 2019) |
| | 1 | Willie Gay Jr. vs Kentucky (Sep 21, 2019) |
| | 1 | Cam Dantzler at Tennessee (Oct 12, 2019) |
| | 1 | Brian Cole II at Tennessee (Oct 12, 2019) |

Mississippi State Game Superlatives (as of Oct 12, 2019)
All games

TEAM GAME HIGHS

| | | |
|------------------|------|---------------------------------|
| Rushes | 44 | vs Kansas State (Sep 14, 2019) |
| Yards Rushing | 261 | at Louisiana (Aug 31, 2019) |
| Yards Per Rush | 6.5 | at Louisiana (Aug 31, 2019) |
| TD Rushes | 3 | at Louisiana (Aug 31, 2019) |
| | 3 | vs Southern Miss (Sep 07, 2019) |
| | 3 | vs Kentucky (Sep 21, 2019) |
| Pass attempts | 30 | at Louisiana (Aug 31, 2019) |
| Pass completions | 20 | at Louisiana (Aug 31, 2019) |
| Yards Passing | 236 | at Louisiana (Aug 31, 2019) |
| Yards Per Pass | 8.4 | vs Southern Miss (Sep 07, 2019) |
| TD Passes | 2 | at Louisiana (Aug 31, 2019) |
| | 2 | vs Southern Miss (Sep 07, 2019) |
| | 2 | at Auburn (Sep 28, 2019) |
| Total Plays | 71 | vs Kansas State (Sep 14, 2019) |
| Total Offense | 497 | at Louisiana (Aug 31, 2019) |
| Yards Per Play | 7.1 | at Louisiana (Aug 31, 2019) |
| Points | 38 | at Louisiana (Aug 31, 2019) |
| | 38 | vs Southern Miss (Sep 07, 2019) |
| Sacks By | 3 | vs Kentucky (Sep 21, 2019) |
| First Downs | 29 | at Louisiana (Aug 31, 2019) |
| Penalties | 9 | at Auburn (Sep 28, 2019) |
| Penalty Yards | 83 | vs Kansas State (Sep 14, 2019) |
| Turnovers | 3 | vs Kansas State (Sep 14, 2019) |
| | 3 | at Tennessee (Oct 12, 2019) |
| Interceptions By | 2 | vs Southern Miss (Sep 07, 2019) |
| | 2 | at Tennessee (Oct 12, 2019) |
| Punts | 6 | vs Kansas State (Sep 14, 2019) |
| | 6 | at Auburn (Sep 28, 2019) |
| Punting Avg | 49.8 | vs Southern Miss (Sep 07, 2019) |
| Long Punt | 59 | vs Southern Miss (Sep 07, 2019) |
| Punts inside 20 | 3 | vs Southern Miss (Sep 07, 2019) |
| Long Punt Return | 40 | at Louisiana (Aug 31, 2019) |

Mississippi State Game Superlatives (as of Oct 12, 2019)
All games

OPPONENT INDIVIDUAL GAME HIGHS

| | | |
|---------------------|------|--|
| Rushes | 19 | Jordan,T., at Tennessee (Oct 12, 2019) |
| Yards Rushing | 105 | Asim Rose, vs Kentucky (Sep 21, 2019) |
| TD Rushes | 3 | J. Whitlow, at Auburn (Sep 28, 2019) |
| Long Rush | 31 | Asim Rose, vs Kentucky (Sep 21, 2019) |
| Pass attempts | 41 | Sawyer Smith, vs Kentucky (Sep 21, 2019) |
| Pass completions | 24 | Lewis, Levi, at Louisiana (Aug 31, 2019) |
| Yards Passing | 335 | Bo Nix, at Auburn (Sep 28, 2019) |
| TD Passes | 2 | Jack Abraham, vs Southern Miss (Sep 07, 2019) |
| | 2 | Bo Nix, at Auburn (Sep 28, 2019) |
| Long Pass | 65 | Jack Abraham, vs Southern Miss (Sep 07, 2019) |
| Receptions | 8 | Bell, Jamal, at Louisiana (Aug 31, 2019) |
| | 8 | Seth Williams, at Auburn (Sep 28, 2019) |
| Yards Receiving | 161 | Seth Williams, at Auburn (Sep 28, 2019) |
| TD Receptions | 2 | Seth Williams, at Auburn (Sep 28, 2019) |
| Long Reception | 65 | J. Mitchell, vs Southern Miss (Sep 07, 2019) |
| Field Goals | 2 | Cimaglia,B., at Tennessee (Oct 12, 2019) |
| Long Field Goal | 49 | Cimaglia,B., at Tennessee (Oct 12, 2019) |
| Punts | 5 | Devin Anctil, vs Kansas State (Sep 14, 2019) |
| Punting Avg | 51.3 | Max Duffy, vs Kentucky (Sep 21, 2019) |
| Long Punt | 61 | Devin Anctil, vs Kansas State (Sep 14, 2019) |
| Punts inside 20 | 2 | Doyle,J., at Tennessee (Oct 12, 2019) |
| Long Punt Return | 25 | Phillip Brooks, vs Kansas State (Sep 14, 2019) |
| | 25 | Lynn Bowden, vs Kentucky (Sep 21, 2019) |
| Long Kickoff Return | 100 | Malik Knowles, vs Kansas State (Sep 14, 2019) |
| Tackles | 11 | Denzel Goolsby, vs Kansas State (Sep 14, 2019) |
| Sacks | 2.0 | Ty Williams, vs Southern Miss (Sep 07, 2019) |
| | 2.0 | Taylor,D., at Tennessee (Oct 12, 2019) |
| Tackles For Loss | 2.0 | Ty Williams, vs Southern Miss (Sep 07, 2019) |
| | 2.0 | K.J. Britt, at Auburn (Sep 28, 2019) |
| | 2.0 | Taylor,D., at Tennessee (Oct 12, 2019) |
| Interceptions | 1 | AJ Parker, vs Kansas State (Sep 14, 2019) |
| | 1 | Denzel Goolsby, vs Kansas State (Sep 14, 2019) |
| | 1 | Quandre Mosely, vs Kentucky (Sep 21, 2019) |
| | 1 | Warrior,N., at Tennessee (Oct 12, 2019) |
| | 1 | Flowers,T., at Tennessee (Oct 12, 2019) |
| | 1 | George,K., at Tennessee (Oct 12, 2019) |

Mississippi State Game Superlatives (as of Oct 12, 2019)
All games

OPPONENT TEAM GAME HIGHS

| | | |
|------------------|------|---------------------------------|
| Rushes | 45 | at Auburn (Sep 28, 2019) |
| Yards Rushing | 217 | at Auburn (Sep 28, 2019) |
| Yards Per Rush | 5.5 | vs Kentucky (Sep 21, 2019) |
| TD Rushes | 6 | at Auburn (Sep 28, 2019) |
| Pass attempts | 42 | vs Kentucky (Sep 21, 2019) |
| Pass completions | 24 | at Louisiana (Aug 31, 2019) |
| Yards Passing | 361 | at Auburn (Sep 28, 2019) |
| Yards Per Pass | 15.0 | at Auburn (Sep 28, 2019) |
| TD Passes | 2 | vs Southern Miss (Sep 07, 2019) |
| | 2 | at Auburn (Sep 28, 2019) |
| Total Plays | 78 | at Louisiana (Aug 31, 2019) |
| Total Offense | 578 | at Auburn (Sep 28, 2019) |
| Yards Per Play | 8.4 | at Auburn (Sep 28, 2019) |
| Points | 56 | at Auburn (Sep 28, 2019) |
| Sacks By | 7 | at Tennessee (Oct 12, 2019) |
| First Downs | 27 | at Louisiana (Aug 31, 2019) |
| Penalties | 7 | vs Kansas State (Sep 14, 2019) |
| Penalty Yards | 59 | vs Kansas State (Sep 14, 2019) |
| Turnovers | 4 | at Louisiana (Aug 31, 2019) |
| Interceptions By | 3 | at Tennessee (Oct 12, 2019) |
| Punts | 5 | vs Southern Miss (Sep 07, 2019) |
| | 5 | vs Kansas State (Sep 14, 2019) |
| Punting Avg | 51.3 | vs Kentucky (Sep 21, 2019) |
| Long Punt | 61 | vs Kansas State (Sep 14, 2019) |
| Punts inside 20 | 2 | at Tennessee (Oct 12, 2019) |
| Long Punt Return | 25 | vs Kansas State (Sep 14, 2019) |
| | 25 | vs Kentucky (Sep 21, 2019) |

Mississippi State By-Quarter Statistics (as of Oct 12, 2019)
All games

3rd-Down Conversions

| Date | Opponent | Score | Overall | | 1st Qtr | | 2nd Qtr | | 3rd Qtr | | 4th Qtr | | Overtime | |
|--------------|-------------------|---------|---------|------|---------|-------|---------|-------|---------|------|---------|------|----------|-----|
| Aug 31, 2019 | at Louisiana | W 38-28 | 4-9 | 44.4 | 1-2 | 50.0 | 2-3 | 66.7 | 1-2 | 50.0 | 0-2 | 0.0 | | |
| Sep 07, 2019 | SOUTHERN MISS | W 38-15 | 3-9 | 33.3 | 1-1 | 100.0 | 0-2 | 0.0 | 1-2 | 50.0 | 1-4 | 25.0 | | |
| Sep 14, 2019 | KANSAS STATE | L 24-31 | 4-14 | 28.6 | 0-2 | 0.0 | 2-4 | 50.0 | 2-4 | 50.0 | 0-4 | 0.0 | | |
| Sep 21, 2019 | KENTUCKY | W 28-13 | 6-10 | 60.0 | 2-3 | 66.7 | 1-1 | 100.0 | 2-4 | 50.0 | 1-2 | 50.0 | | |
| Sep 28, 2019 | at Auburn | L 23-56 | 3-12 | 25.0 | 1-4 | 25.0 | 1-3 | 33.3 | 0-2 | 0.0 | 1-3 | 33.3 | | |
| Oct 12, 2019 | at Tennessee | L 10-20 | 5-12 | 41.7 | 1-3 | 33.3 | 2-3 | 66.7 | 1-3 | 33.3 | 1-3 | 33.3 | | |
| | Mississippi State | | 25-66 | 37.9 | 6-15 | 40.0 | 8-16 | 50.0 | 7-17 | 41.2 | 4-18 | 22.2 | 0-0 | 0.0 |
| | Opponents | | 23-66 | 34.8 | 7-17 | 41.2 | 7-18 | 38.9 | 3-12 | 25.0 | 6-19 | 31.6 | 0-0 | 0.0 |

4th-Down Conversions

| Date | Opponent | Score | Overall | | 1st Qtr | | 2nd Qtr | | 3rd Qtr | | 4th Qtr | | Overtime | |
|--------------|-------------------|---------|---------|-------|---------|-------|---------|-----|---------|-------|---------|-------|----------|-----|
| Aug 31, 2019 | at Louisiana | W 38-28 | 0-1 | 0.0 | 0-1 | 0.0 | 0-0 | 0.0 | 0-0 | 0.0 | 0-0 | 0.0 | | |
| Sep 07, 2019 | SOUTHERN MISS | W 38-15 | 0-0 | 0.0 | 0-0 | 0.0 | 0-0 | 0.0 | 0-0 | 0.0 | 0-0 | 0.0 | | |
| Sep 14, 2019 | KANSAS STATE | L 24-31 | 0-1 | 0.0 | 0-0 | 0.0 | 0-0 | 0.0 | 0-0 | 0.0 | 0-1 | 0.0 | | |
| Sep 21, 2019 | KENTUCKY | W 28-13 | 0-0 | 0.0 | 0-0 | 0.0 | 0-0 | 0.0 | 0-0 | 0.0 | 0-0 | 0.0 | | |
| Sep 28, 2019 | at Auburn | L 23-56 | 1-2 | 50.0 | 1-1 | 100.0 | 0-0 | 0.0 | 0-0 | 0.0 | 0-1 | 0.0 | | |
| Oct 12, 2019 | at Tennessee | L 10-20 | 1-1 | 100.0 | 0-0 | 0.0 | 0-0 | 0.0 | 0-0 | 0.0 | 1-1 | 100.0 | | |
| | Mississippi State | | 2-5 | 40.0 | 1-2 | 50.0 | 0-0 | 0.0 | 0-0 | 0.0 | 1-3 | 33.3 | 0-0 | 0.0 |
| | Opponents | | 3-8 | 37.5 | 0-2 | 0.0 | 0-1 | 0.0 | 1-1 | 100.0 | 2-4 | 50.0 | 0-0 | 0.0 |

Time of Possession

| Date | Opponent | Score | Overall | | 1st Qtr | | 2nd Qtr | | 3rd Qtr | | 4th Qtr | | Overtime | |
|--------------|-------------------|---------|---------|--|---------|--|---------|--|---------|--|---------|--|----------|--|
| Aug 31, 2019 | at Louisiana | W 38-28 | 30:37 | | 10:04 | | 7:58 | | 7:59 | | 4:36 | | | |
| Sep 07, 2019 | SOUTHERN MISS | W 38-15 | 33:46 | | 6:59 | | 5:22 | | 10:47 | | 10:38 | | | |
| Sep 14, 2019 | KANSAS STATE | L 24-31 | 33:05 | | 5:56 | | 9:25 | | 11:24 | | 6:20 | | | |
| Sep 21, 2019 | KENTUCKY | W 28-13 | 33:06 | | 5:52 | | 9:44 | | 10:42 | | 6:48 | | | |
| Sep 28, 2019 | at Auburn | L 23-56 | 32:35 | | 10:25 | | 7:40 | | 7:25 | | 7:05 | | | |
| Oct 12, 2019 | at Tennessee | L 10-20 | 26:58 | | 7:27 | | 8:28 | | 5:07 | | 5:56 | | | |
| | Mississippi State | Total | 190:07 | | 46:43 | | 48:37 | | 53:24 | | 41:23 | | 0:00 | |
| | | Avg. | 31:41 | | 7:47 | | 8:06 | | 8:54 | | 6:53 | | 0:00 | |
| | Opponents | Total | 169:46 | | 43:17 | | 41:23 | | 36:36 | | 48:30 | | 0:00 | |
| | | Avg. | 28:17 | | 7:12 | | 6:53 | | 6:06 | | 8:05 | | 0:00 | |

Mississippi State Games Played (as of Oct 12, 2019)
All games

| ## | PLAYER | GP-GS | LA | USM | KS | UK | AU | UT |
|----|-----------------|-------|-------|-------|-------|-------|-------|-------|
| 1P | S. Preston Jr. | 2/- | ... | ... | ... | ... | XXX | XXX |
| 6 | Willie Gay Jr. | 2/- | ... | ... | ... | XXX | ... | XXX |
| 43 | Fletcher Adams | 6/- | XXX | XXX | XXX | XXX | XXX | XXX |
| 2S | Somon Anderson | 2/- | ... | XXX | XXX | ... | ... | ... |
| 90 | Lee Autry | 3/3 | ... | START | ... | START | ... | START |
| 6B | Paul Blackwell | 6/- | XXX | XXX | XXX | XXX | XXX | XXX |
| 97 | Reed Bowman | 1/- | ... | ... | ... | ... | XXX | ... |
| 18 | Aaron Brule | 6/- | XXX | XXX | XXX | XXX | XXX | XXX |
| 1B | Logan Burnett | 1/- | ... | XXX | ... | ... | ... | ... |
| 70 | Tommy Champion | 6/2 | XXX | START | START | XXX | XXX | XXX |
| 16 | Korey Charles | 2/- | XXX | XXX | ... | ... | ... | ... |
| 47 | Jace Christmann | 5/- | ... | XXX | XXX | XXX | XXX | XXX |
| 2A | A. Conner | 5/- | XXX | XXX | XXX | XXX | ... | XXX |
| 64 | Thomas Cox | 1/- | ... | ... | ... | ... | XXX | ... |
| 28 | Londyn Craft | 3/- | XXX | ... | XXX | ... | ... | XXX |
| 67 | Charles Cross | 3/- | ... | XXX | XXX | ... | ... | XXX |
| 84 | Jaden Crumedy | 6/3 | START | XXX | START | XXX | START | XXX |
| 25 | Brad Cumbest | 5/- | ... | XXX | XXX | XXX | XXX | XXX |
| 3 | Cam Dantzler | 5/5 | START | START | ... | START | START | START |
| 4D | Tucker Day | 6/- | XXX | XXX | XXX | XXX | XXX | XXX |
| 9 | Malik Dear | 6/- | XXX | XXX | XXX | XXX | XXX | XXX |
| 20 | Taury Dixon | 3/- | XXX | XXX | XXX | ... | ... | ... |
| 19 | Collin Duncan | 5/- | XXX | XXX | XXX | XXX | XXX | ... |
| 55 | Greg Eiland | 6/6 | START | START | START | START | START | START |
| 1E | Martin Emerson | 6/- | XXX | XXX | XXX | XXX | XXX | XXX |
| 1G | Cameron Gardner | 6/1 | START | XXX | XXX | XXX | XXX | XXX |
| 21 | Nick Gibson | 4/- | XXX | XXX | ... | ... | XXX | XXX |
| 48 | Scott Goodman | 6/- | XXX | XXX | XXX | XXX | XXX | XXX |
| 82 | Farrod Green | 6/6 | START | START | START | START | START | START |
| 35 | Landon Guidry | 6/- | XXX | XXX | XXX | XXX | XXX | XXX |
| 1 | Stephen Guidry | 5/3 | XXX | START | START | ... | START | XXX |
| 8 | Kylin Hill | 6/6 | START | START | START | START | START | START |
| 32 | Brian Cole II | 6/6 | START | START | START | START | START | START |
| 99 | James Jackson | 6/- | XXX | XXX | XXX | XXX | XXX | XXX |
| 3J | Devonta Jason | 1/- | ... | ... | ... | XXX | ... | ... |
| 5J | R.J. Jennings | 3/- | XXX | XXX | XXX | ... | ... | ... |
| 8J | Dontea Jones | 5/- | XXX | XXX | XXX | XXX | XXX | ... |
| 2J | Jarrian Jones | 6/- | XXX | XXX | XXX | XXX | XXX | XXX |
| 92 | Kendell Jones | 4/- | XXX | XXX | XXX | ... | XXX | ... |
| 52 | Kobe Jones | 6/- | XXX | XXX | XXX | XXX | XXX | XXX |
| 30 | S. Kilby-Lane | 5/- | XXX | XXX | XXX | ... | XXX | XXX |
| 11 | J. Landrews | 6/6 | START | START | START | START | START | START |
| 2L | Jordan Lawless | 1/- | XXX | ... | ... | ... | ... | ... |
| 10 | Leo Lewis | 6/6 | START | START | START | START | START | START |
| 54 | Fabien Lovett | 6/6 | START | START | START | START | START | START |
| 5M | Osirus Mitchell | 6/6 | START | START | START | START | START | START |
| 29 | C.J. Morgan | 6/6 | START | START | START | START | START | START |

Mississippi State Games Played (as of Oct 12, 2019)
All games

| ## | PLAYER | GP-GS | LA | USM | KS | UK | AU | UT |
|----|-----------------|-------|-------|-------|-------|-------|-------|-------|
| 7M | Marcus Murphy | 2/- | ... | ... | ... | XXX | ... | XXX |
| 17 | Aaron Odom | 1/- | XXX | ... | ... | ... | ... | ... |
| 56 | Dareuan Parker | 4/4 | START | ... | ... | START | START | START |
| 4 | JaVonta Payton | 6/- | XXX | XXX | XXX | XXX | XXX | XXX |
| 38 | Fred Peters | 6/- | XXX | XXX | XXX | XXX | XXX | XXX |
| 78 | Tyre Phillips | 6/6 | START | START | START | START | START | START |
| 2P | N. Pickering | 2/- | ... | XXX | ... | ... | XXX | ... |
| 23 | J.P. Purvis | 4/- | ... | XXX | XXX | XXX | XXX | ... |
| 51 | Stewart Reese | 6/6 | START | START | START | START | START | START |
| 5 | Chauncey Rivers | 6/6 | START | START | START | START | START | START |
| 3R | Robert Rivers | 1/- | ... | XXX | ... | ... | ... | ... |
| 9R | D. Russell | 3/- | ... | XXX | XXX | ... | ... | XXX |
| 27 | K. Schexnayder | 6/- | XXX | XXX | XXX | XXX | XXX | XXX |
| 63 | L. Sharp | 3/- | XXX | XXX | XXX | ... | ... | ... |
| 6S | Garrett Shrader | 5/1 | ... | XXX | XXX | START | XXX | XXX |
| 8S | M. Smitherman | 6/6 | START | START | START | START | START | START |
| 42 | M. Spencer | 6/6 | START | START | START | START | START | START |
| 1S | G. Spivey | 6/1 | XXX | XXX | XXX | START | XXX | XXX |
| 7 | Tommy Stevens | 5/5 | START | START | START | ... | START | START |
| 75 | Michael Story | 5/- | ... | XXX | XXX | XXX | XXX | XXX |
| 2 | Dedrick Thomas | 6/5 | START | START | START | XXX | START | START |
| 40 | Erroll Thompson | 6/6 | START | START | START | START | START | START |
| 34 | Sherman Timbs | 6/- | XXX | XXX | XXX | XXX | XXX | XXX |
| 88 | Powers Warren | 1/- | ... | XXX | ... | ... | ... | ... |
| 50 | Tim Washington | 5/- | XXX | XXX | XXX | XXX | XXX | ... |
| 14 | N. Watson | 2/- | XXX | ... | ... | ... | XXX | ... |
| 79 | Evans Wilkerson | 6/- | XXX | XXX | XXX | XXX | XXX | XXX |
| 85 | Austin Williams | 6/- | XXX | XXX | XXX | XXX | XXX | XXX |
| 73 | Darryl Williams | 6/6 | START | START | START | START | START | START |
| 13 | Tyler Williams | 4/1 | XXX | XXX | START | XXX | ... | ... |
| 22 | L. Witherspoon | 5/- | ... | XXX | XXX | XXX | XXX | XXX |
| 93 | Cameron Young | 5/- | ... | XXX | XXX | XXX | XXX | XXX |
| 12 | Isaiah Zuber | 6/2 | XXX | XXX | XXX | START | XXX | START |

Mississippi State Total Tackles Game-by-Game (as of Oct 12, 2019)
All games

| Total Tackles | UA-A | Total | LA | USM | KS | UK | AU | UT |
|-----------------|-------|-------|-----|-----|------|-----|-----|-----|
| C.J. Morgan | 24-21 | 45 | 7-0 | 2-4 | 3-3 | 3-6 | 4-4 | 5-4 |
| Erroll Thompson | 21-23 | 44 | 9-1 | 1-3 | 1-8 | 4-3 | 1-0 | 5-8 |
| J. Landrews | 23-14 | 37 | 8-0 | 4-3 | 4-5 | 4-3 | 1-1 | 2-2 |
| Leo Lewis | 18-19 | 37 | 6-0 | 0-5 | 1-11 | 2-1 | 7-1 | 2-1 |
| Brian Cole II | 21-9 | 30 | 3-0 | 5-2 | 4-2 | 2-3 | 4-0 | 3-2 |
| Chauncey Rivers | 12-8 | 20 | 4-0 | 1-1 | 1-3 | 2-1 | 2-0 | 2-3 |
| Cam Dantzler | 14-2 | 16 | 7-0 | 1-0 | DNP | 4-1 | 1-0 | 1-1 |
| M. Smitherman | 10-4 | 14 | 1-0 | 1-2 | 1-1 | 1-0 | 2-0 | 4-1 |
| Kobe Jones | 5-9 | 14 | 1-1 | 0-2 | 0-1 | 0-3 | 3-0 | 1-2 |
| M. Spencer | 8-6 | 14 | 3-0 | 3-1 | 0-1 | 1-1 | 1-2 | 0-1 |
| Tim Washington | 6-6 | 12 | - | - | 1-5 | 1-1 | 4-0 | DNP |
| Martin Emerson | 7-5 | 12 | 1-0 | - | 1-1 | 1-1 | 4-2 | 0-1 |
| Jaden Crumedy | 6-4 | 10 | 3-0 | 0-1 | 0-2 | - | 3-0 | 0-1 |
| Tyler Williams | 3-6 | 9 | - | 1-2 | 0-3 | 2-1 | DNP | DNP |
| Fabien Lovett | 2-7 | 9 | 1-0 | 0-2 | - | 0-1 | 0-1 | 1-3 |
| Fletcher Adams | 5-3 | 8 | - | 2-2 | - | 1-1 | 1-0 | 1-0 |
| Willie Gay Jr. | 2-5 | 7 | DNP | DNP | DNP | 1-1 | DNP | 1-4 |
| Lee Autry | 2-4 | 6 | DNP | 0-2 | DNP | 1-0 | DNP | 1-2 |
| Jarrian Jones | 3-1 | 4 | 1-0 | 0-1 | - | - | 2-0 | - |
| Cameron Young | 1-3 | 4 | DNP | 1-1 | 0-1 | - | 0-1 | - |
| James Jackson | 3-1 | 4 | 1-0 | - | - | - | 1-1 | 1-0 |
| JaVonta Payton | 1-3 | 4 | 1-0 | 0-1 | 0-1 | - | 0-1 | - |
| S. Preston Jr. | 3-0 | 3 | DNP | DNP | DNP | DNP | 3-0 | - |
| Landon Guidry | 0-3 | 3 | - | 0-2 | - | - | 0-1 | - |
| Aaron Brule | 1-2 | 3 | - | 0-1 | - | - | 0-1 | 1-0 |
| A. Conner | 3-0 | 3 | 1-0 | - | 2-0 | - | DNP | - |
| S. Kilby-Lane | 0-2 | 2 | - | 0-2 | - | DNP | - | - |
| Kylin Hill | 2-0 | 2 | - | - | 1-0 | 1-0 | - | - |
| TEAM | 2-0 | 2 | 1-0 | - | - | - | 1-0 | - |
| Korey Charles | 2-0 | 2 | 1-0 | 1-0 | DNP | DNP | DNP | DNP |
| Evans Wilkerson | 1-0 | 1 | - | - | - | - | - | 1-0 |
| Sherman Timbs | 1-0 | 1 | - | - | - | - | - | 1-0 |
| N. Pickering | 1-0 | 1 | DNP | - | DNP | DNP | 1-0 | DNP |
| D. Russell | 0-1 | 1 | DNP | 0-1 | - | DNP | DNP | - |
| Stewart Reese | 1-0 | 1 | - | - | 1-0 | - | - | - |
| Taury Dixon | 1-0 | 1 | 1-0 | - | - | DNP | DNP | DNP |
| Paul Blackwell | 1-0 | 1 | - | - | - | - | 1-0 | - |
| L. Sharp | 1-0 | 1 | - | - | 1-0 | DNP | DNP | DNP |
| Tommy Stevens | 1-0 | 1 | - | - | - | DNP | - | 1-0 |
| Scott Goodman | 0-1 | 1 | - | 0-1 | - | - | - | - |

Mississippi State Passing Game-by-Game (as of Oct 12, 2019)
All games

| #6S Garrett Shrader | Comp | Att | Int | Pct | Yards | TD | Long | Sacked | Effic |
|---------------------|------|-----|-----|------|-------|----|------|--------|--------|
| Southern Miss | 7 | 11 | 0 | 63.6 | 71 | 0 | 17 | 1-7 | 117.85 |
| Kansas State | 4 | 12 | 0 | 33.3 | 51 | 0 | 26 | 0-0 | 69.03 |
| Kentucky | 17 | 22 | 1 | 77.3 | 180 | 0 | 25 | 2-14 | 136.91 |
| Auburn | 12 | 23 | 0 | 52.2 | 209 | 2 | 47 | 1-9 | 157.20 |
| Tennessee | 5 | 10 | 1 | 50.0 | 79 | 1 | 21 | 4-21 | 129.36 |
| TOTALS | 45 | 78 | 2 | 57.7 | 590 | 3 | 47 | 8-51 | 128.79 |

| #7 Tommy Stevens | Comp | Att | Int | Pct | Yards | TD | Long | Sacked | Effic |
|------------------|------|-----|-----|------|-------|----|------|--------|--------|
| Louisiana | 20 | 30 | 0 | 66.7 | 236 | 2 | 31 | 2-7 | 154.75 |
| Southern Miss | 9 | 10 | 0 | 90.0 | 105 | 2 | 28 | 2-13 | 244.20 |
| Kansas State | 7 | 15 | 2 | 46.7 | 100 | 1 | 35 | 2-13 | 98.00 |
| Auburn | 1 | 3 | 0 | 33.3 | 7 | 0 | 7 | 1-16 | 52.93 |
| Tennessee | 6 | 11 | 2 | 54.5 | 67 | 0 | 19 | 3-12 | 69.35 |
| TOTALS | 43 | 69 | 4 | 62.3 | 515 | 5 | 35 | 10-61 | 137.33 |

Mississippi State Rushing/Receiving Game-by-Game (as of Oct 12, 2019)
All games

| RUSHING | No-Yds/TD | LA | USM | KS | UK | AU | UT |
|-----------------|-----------|----------|----------|----------|----------|---------|---------|
| Kylin Hill | 119-609/5 | 27-197/1 | 14-123/1 | 24-111/0 | 26-120/3 | 17-45/0 | 11-13/0 |
| Garrett Shrader | 59-374/2 | DNP | 9-16/0 | 10-82/1 | 11-125/0 | 16-89/1 | 13-62/0 |
| Nick Gibson | 10-62/2 | 2-27/1 | 5-31/1 | DNP | DNP | 1--1/0 | 2-5/0 |
| Tommy Stevens | 34-52/2 | 11-37/1 | 6-0/0 | 7-5/1 | DNP | 1--16/0 | 9-26/0 |
| L. Witherspoon | 12-47/1 | DNP | 7-40/1 | 3-4/0 | - | 2-3/0 | - |
| JaVonta Payton | 1-11/0 | - | - | - | - | - | 1-11/0 |
| Isaiah Zuber | 1-4/0 | - | - | - | - | - | 1-4/0 |
| Malik Dear | 1-0/0 | - | - | - | 1-0/0 | - | - |
| TEAM | 3--6/0 | - | DNP | DNP | 2--4/0 | 1--2/0 | DNP |

| RECEIVING | No-Yds/TD | LA | USM | KS | UK | AU | UT |
|-----------------|-----------|--------|--------|--------|--------|--------|--------|
| Osirus Mitchell | 24-335/4 | 6-88/1 | 2-46/1 | 5-74/1 | 4-36/0 | 2-33/1 | 5-58/0 |
| Dedrick Thomas | 11-156/1 | 2-19/0 | 1-12/0 | 2-32/0 | 2-46/0 | 2-22/0 | 2-25/1 |
| Farrod Green | 9-114/0 | 1-3/0 | - | 1-13/0 | 3-20/0 | 3-69/0 | 1-9/0 |
| Stephen Guidry | 10-113/2 | 4-36/0 | 3-32/1 | - | DNP | 1-9/1 | 2-36/0 |
| Austin Williams | 5-76/1 | 3-43/1 | 1-13/0 | - | 1-20/0 | - | - |
| Isaiah Zuber | 7-73/0 | 1-14/0 | 2-23/0 | - | 3-16/0 | 1-20/0 | - |
| Kylin Hill | 7-70/0 | 1-10/0 | 2-19/0 | 2-20/0 | - | 2-21/0 | - |
| JaVonta Payton | 5-63/0 | 1-9/0 | 1-10/0 | - | 2-14/0 | 1-30/0 | - |
| Dontea Jones | 4-35/0 | 1-14/0 | 2-9/0 | 1-12/0 | - | - | DNP |
| Malik Dear | 2-28/0 | - | - | - | 2-28/0 | - | - |
| L. Witherspoon | 1-18/0 | DNP | - | - | - | - | 1-18/0 |
| G. Spivey | 1-12/0 | - | - | - | - | 1-12/0 | - |
| Cameron Gardner | 1-7/0 | - | 1-7/0 | - | - | - | - |
| Robert Rivers | 1-5/0 | DNP | 1-5/0 | DNP | DNP | DNP | DNP |

Mississippi State Return Stats Game-by-Game (as of Oct 12, 2019)
All games

| PUNT RETURNS | No-Yds | LA | USM | KS | UK | AU | UT |
|--------------|--------|------|-----|-----|-----|-----|-----|
| Malik Dear | 4-49 | 2-40 | 1-8 | 1-1 | - | - | - |
| Taury Dixon | 1-0 | 1-0 | - | - | DNP | DNP | DNP |

| KICK RETURNS | No-Yds | LA | USM | KS | UK | AU | UT |
|-----------------|--------|------|-----|------|----|------|-----|
| JaVonta Payton | 3-56 | - | - | 2-40 | - | 1-16 | - |
| Brian Cole II | 3-44 | 1-18 | - | 1-17 | - | - | 1-9 |
| Isalah Zuber | 2-36 | 2-36 | - | - | - | - | - |
| Deddrick Thomas | 1-14 | - | - | 1-14 | - | - | - |

| INT. RETURNS | No-Yds | LA | USM | KS | UK | AU | UT |
|----------------|--------|-----|------|-----|------|-----|-----|
| Cam Dantzler | 2-0 | 1-0 | - | DNP | - | - | 1-0 |
| Brian Cole II | 1-0 | - | - | - | - | - | 1-0 |
| C.J. Morgan | 1-9 | - | 1-9 | - | - | - | - |
| Martin Emerson | 1-45 | - | 1-45 | - | - | - | - |
| Willie Gay Jr. | 1-52 | DNP | DNP | DNP | 1-52 | DNP | - |

| FUMBLE RETURNS | No-Yds | LA | USM | KS | UK | AU | UT |
|-----------------|--------|----|-----|-----|----|----|----|
| Darryl Williams | 1-4 | - | - | 1-4 | - | - | - |

Mississippi State Sacks Game-by-Game (as of Oct 12, 2019)
All games

| SACKS | UA-A | Total | LA | USM | KS | UK | AU | UT |
|-----------------|------|-------|-------|-------|--------|-------|-------|-------|
| Brian Cole II | 2-0 | 2.0 | - | 1.0-7 | 1.0-10 | - | - | - |
| Kobe Jones | 1-0 | 1.0 | - | - | - | - | 1.0-4 | - |
| TEAM | 1-0 | 1.0 | 1.0-5 | - | - | - | - | - |
| Tim Washington | 1-0 | 1.0 | - | - | - | 1.0-7 | - | DNP |
| Chauncey Rivers | 1-0 | 1.0 | - | - | - | 1.0-5 | - | - |
| Fletcher Adams | 1-0 | 1.0 | - | - | - | 1.0-4 | - | - |
| M. Spencer | 1-0 | 1.0 | - | 1.0-5 | - | - | - | - |
| N. Pickering | 1-0 | 1.0 | DNP | - | DNP | DNP | 1.0-7 | DNP |
| Lee Autry | 0-1 | 0.5 | DNP | - | DNP | - | DNP | 0.5-3 |
| Fabien Lovett | 0-1 | 0.5 | - | - | - | - | - | 0.5-2 |

Mississippi State Tackle For Loss Game-by-Game (as of Oct 12, 2019)
All games

| TACKLES FOR LOSS | UA-A | Total | LA | USM | KS | UK | AU | UT |
|------------------|------|-------|-------|--------|--------|-------|-------|-------|
| Brian Cole II | 6-1 | 6.5 | 1.0-3 | 2.5-10 | 2.0-12 | - | - | 1.0-2 |
| Chauncey Rivers | 2-2 | 3.0 | 1.0-1 | - | 0.5-1 | 1.0-5 | - | 0.5-2 |
| Lee Autry | 1-3 | 2.5 | DNP | 0.5-3 | DNP | 1.0-1 | DNP | 1.0-4 |
| Kobe Jones | 2-0 | 2.0 | - | - | - | - | 1.0-4 | 1.0-1 |
| Fletcher Adams | 2-0 | 2.0 | - | - | - | 1.0-4 | 1.0-4 | - |
| Tim Washington | 1-2 | 2.0 | - | - | 1.0-1 | 1.0-7 | - | DNP |
| Leo Lewis | 1-2 | 2.0 | - | 0.5-0 | 0.5-0 | - | 1.0-1 | - |
| M. Spencer | 1-1 | 1.5 | - | 1.0-5 | 0.5-1 | - | - | - |
| Erroll Thompson | 0-2 | 1.0 | - | - | - | - | - | 1.0-2 |
| Jaden Crumedy | 1-0 | 1.0 | - | - | - | - | 1.0-1 | - |
| TEAM | 1-0 | 1.0 | 1.0-5 | - | - | - | - | - |
| N. Pickering | 1-0 | 1.0 | DNP | - | DNP | DNP | 1.0-7 | DNP |
| Willie Gay Jr. | 1-0 | 1.0 | DNP | DNP | DNP | 1.0-2 | DNP | - |
| Martin Emerson | 1-0 | 1.0 | - | - | - | - | 1.0-1 | - |
| Fabien Lovett | 0-1 | 0.5 | - | - | - | - | - | 0.5-2 |
| J. Landrews | 0-1 | 0.5 | - | - | 0.5-0 | - | - | - |
| C.J. Morgan | 0-1 | 0.5 | - | 0.5-2 | - | - | - | - |

Mississippi State Fumbles Game-by-Game (as of Oct 12, 2019)
All games

| FUMBLES | No-Lost | LA | USM | KS | UK | AU | UT |
|-----------------|---------|-----|-----|-----|-----|-----|-----|
| Garrett Shrader | 4-2 | DNP | - | - | 1-1 | 2-1 | 1-0 |
| Tommy Stevens | 2-2 | 1-1 | - | 1-1 | DNP | - | - |
| Taury Dixon | 1-1 | 1-1 | - | - | DNP | DNP | DNP |
| JaVonta Payton | 1-1 | - | - | - | - | 1-1 | - |
| Malik Dear | 1-0 | - | - | 1-0 | - | - | - |

| FUMBLES FORCED | Number | LA | USM | KS | UK | AU | UT |
|----------------|--------|----|-----|-----|----|----|-----|
| M. Spencer | 2 | 1 | 1 | - | - | - | - |
| Tim Washington | 2 | - | - | - | - | 2 | DNP |
| TEAM | 2 | 1 | DNP | DNP | - | 1 | DNP |
| Brian Cole II | 1 | - | - | 1 | - | - | - |
| Fletcher Adams | 1 | - | - | - | 1 | - | - |
| Leo Lewis | 1 | - | - | - | - | 1 | - |
| Stewart Reese | 1 | - | - | 1 | - | - | - |

| FUMBLES RECOVERED | Number | LA | USM | KS | UK | AU | UT |
|-------------------|--------|----|-----|-----|----|-----|-----|
| Leo Lewis | 2 | - | - | - | - | 2 | - |
| Tyler Williams | 1 | - | 1 | - | - | DNP | DNP |
| Erroll Thompson | 1 | 1 | - | - | - | - | - |
| Darryl Williams | 1 | - | - | 1 | - | - | - |
| Cam Dantzler | 1 | 1 | - | DNP | - | - | - |
| Aaron Brule | 1 | - | - | - | - | 1 | - |
| Jarrian Jones | 1 | - | - | 1 | - | - | - |
| Brian Cole II | 1 | 1 | - | - | - | - | - |
| Paul Blackwell | 1 | - | - | 1 | - | - | - |

GAME 1

MSU Louisiana

38
28

Aug. 31, 2019
Mercedes-Benz Superdome
New Orleans, La.
22,440

Mississippi State

| RUSHING | Att. | Gain | Lost | Net | TD | Long | Avg. |
|---------------|------|------|------|-----|----|------|------|
| Kylin Hill | 27 | 197 | 0 | 197 | 1 | 20 | 7.3 |
| Tommy Stevens | 11 | 44 | 7 | 37 | 1 | 14 | 3.4 |
| Nick Gibson | 2 | 27 | 0 | 27 | 1 | 19 | 13.5 |

| PASSING | Com | Att | Int | Yds | TD | Long | Sacks |
|---------------|-----|-----|-----|-----|----|------|-------|
| Tommy Stevens | 20 | 30 | 0 | 236 | 2 | 31 | 2 |

| RECEIVING | No. | Yds. | TD | Long |
|-----------------|-----|------|----|------|
| Osirus Mitchell | 6 | 88 | 1 | 31 |
| Stephen Guidry | 4 | 36 | 0 | 19 |
| Austin Williams | 3 | 43 | 1 | 28 |
| Deddrick Thomas | 2 | 19 | 0 | 10 |
| Isaiah Zuber | 1 | 14 | 0 | 14 |
| Dontea Jones | 1 | 14 | 0 | 14 |
| Kylin Hill | 1 | 10 | 0 | 10 |
| JaVonta Payton | 1 | 9 | 0 | 9 |
| Farrod Green | 1 | 3 | 0 | 3 |

| PUNTING | No. | Yds. | Avg. | Long | I20 | TB |
|------------|-----|------|------|------|-----|----|
| Tucker Day | 2 | 80 | 40.0 | 42 | 2 | 0 |

| FIELD GOALS | Att. | Made | Long | KICKS |
|----------------|------|------|------|-----------|
| Jordan Lawless | 2 | 1 | 37 | missed 27 |

| ALL RETURNS | Punts | | | Kickoffs | | | Intercepted | | |
|--------------------|-------|------|-----|----------|------|-----|-------------|------|-----|
| | No. | Yds. | Lg. | No. | Yds. | Lg. | No. | Yds. | Lg. |
| Isaiah Zuber | 0 | 0 | 0 | 2 | 36 | 22 | 0 | 0 | 0 |
| Cameron Dantzler | 0 | 0 | 0 | 0 | 0 | 0 | 1 | 0 | 0 |
| Maurice Smitherman | 0 | 0 | 0 | 0 | 0 | 0 | 1 | 0 | 0 |
| Malik Dear | 2 | 40 | 40 | 0 | 0 | 0 | 0 | 0 | 0 |
| Taury Dixon | 1 | 0 | 0 | 0 | 0 | 0 | 0 | 0 | 0 |
| Brian Cole II | 0 | 0 | 0 | 1 | 18 | 18 | 0 | 0 | 0 |

Louisiana

| RUSHING | Att. | Gain | Lost | Net | TD | Long | Avg. |
|----------------|------|------|------|-----|----|------|------|
| Raymond Calais | 8 | 80 | 0 | 80 | 0 | 26 | 10.0 |
| Trey Ragas | 9 | 63 | 0 | 63 | 1 | 17 | 7.0 |
| Elija Mitchell | 14 | 31 | 0 | 31 | 1 | 9 | 2.2 |
| Levi Lewis | 6 | 18 | 28 | -10 | 1 | 10 | -1.7 |

| PASSING | Com | Att | Int | Yds | TD | Long | Sacks |
|------------|-----|-----|-----|-----|----|------|-------|
| Levi Lewis | 23 | 9 | 2 | 267 | 1 | 32 | 1 |

| RECEIVING | No. | Yds. | TD | Long |
|----------------|-----|------|----|------|
| Jamal Bell | 8 | 113 | 0 | 22 |
| Ja'Mar Bradley | 6 | 93 | 0 | 32 |
| Raymond Calais | 3 | 15 | 0 | 11 |
| Peter LeBlanc | 2 | 5 | 0 | 4 |
| Elija Mitchell | 2 | 4 | 0 | 7 |
| Trey Ragas | 1 | 19 | 0 | 19 |
| Nick Ralston | 1 | 11 | 1 | 11 |
| Bria Smith Jr. | 1 | 7 | 0 | 7 |

| PUNTING | No. | Yds. | Avg. | Long | I20 | TB |
|------------|-----|------|------|------|-----|----|
| Rhys Byrns | 3 | 133 | 44.3 | 46 | 1 | 0 |

| FIELD GOALS | Att. | Made | Long | KICKS |
|-------------|------|------|------|-------|
| none | | | | |

| ALL RETURNS | Punts | | | Kickoffs | | | Intercepted | | |
|----------------|-------|------|-----|----------|------|-----|-------------|------|-----|
| | No. | Yds. | Lg. | No. | Yds. | Lg. | No. | Yds. | Lg. |
| Ja'Mar Bradley | 0 | 0 | 0 | 2 | 38 | 23 | 0 | 0 | 0 |
| Raymond Calais | 0 | 0 | 0 | 1 | 19 | 19 | 0 | 0 | 0 |
| Chris Smith | 0 | 0 | 0 | 3 | 68 | 30 | 0 | 0 | 0 |

MSU Tops Louisiana In New Orleans, 38-28

Playing its first game in the Mercedes-Benz Superdome since 2007, MSU used 497 yards of total offense in **Tommy Stevens'** debut as quarterback to defeat Louisiana, 38-28, in New Orleans. **Kylin Hill** rushed for 197 yards on 27 carries, representing the highest rushing output by a Bulldog in a season opener in program history. Stevens, the graduate transfer from Penn State, didn't waste any time in making an impact as he orchestrated a six-play, 74-yard drive that culminated with a beautiful over-the-shoulder throw to **Osirus Mitchell** for a 31-yard touchdown with 12:27 in the first quarter. With the score tied at 14 all, MSU reeled off 21 unanswered points behind the Stevens-Hill combo. Both accounted for rushing touchdowns. **Malik Dear's** 40-yard punt return early in the fourth quarter set up a Stevens-to-**Austin Williams** 12-yard passing score on the ensuing play to make it 35-14. Stevens finished 20-of-30 with 236 yards passing. The Ragin' Cajuns rallied with 14 straight points, including a 99-yard drive late in the game. **Jordan Lawless'** first career made field goal, a 37-yarder with 1:02 to go, pushed it to a double-digit margin. **Erroll Thompson** led all tacklers with 10 and a fumble recovery. State forced four turnovers - three fumbles and one interception. **Cameron Dantzler** added seven tackles, one fumble recovery and an interception on UL's first offensive play of the game.

| | | | | | |
|-------------------|---|----|---|----|------|
| Mississippi State | 7 | 14 | 7 | 10 | - 38 |
| Louisiana | 7 | 7 | 0 | 14 | - 28 |

| | | | |
|-----|-------|-----|---|
| 1st | 12:27 | MSU | Osirus Mitchell 31 yd pass from Tommy Stevens (Jordan Lawless kick) |
| | 03:17 | UL | Elija Mitchell 3 yd run (Stevie Artigue kick) |
| 2nd | 09:18 | MSU | Nick Gibson 8 yd run (Jordan Lawless kick) |
| | 04:31 | UL | Nick Ralston 11 yd pass from Levi Lewis (Stevie Artigue kick) |
| | 00:31 | MSU | Tommy Stevens 4 yd run (Jordan Lawless kick) |
| 3rd | 07:07 | MSU | Kylin Hill 5 yd run (Jordan Lawless kick) |
| 4th | 13:07 | MSU | Austin Williams 12 yd pass from Tommy Stevens (Jordan Lawless kick) |
| | 09:56 | UL | Levi Lewis 1 yd run (Stevie Artigue kick) |
| | 02:45 | UL | Trey Ragas 17 yd run (Stevie Artigue kick) |
| | 01:02 | MSU | Jordan Lawless 37 yd field goal |

Team Stats

| | MSU | UL |
|--------------------------------|---------|---------|
| FIRST DOWNS | 29 | 27 |
| Rushing | 15 | 10 |
| Passing | 13 | 16 |
| Penalty | 1 | 1 |
| NET YARDS RUSHING | 261 | 164 |
| Rushing Attempts | 40 | 37 |
| Average Per Rush | 6.5 | 4.4 |
| NET YARDS PASSING | 236 | 267 |
| Completions-Attempts-Int | 20-30-0 | 24-39-2 |
| Average Per Attempt | 7.9 | 6.8 |
| Average Per Completion | 11.8 | 11.1 |
| TOTAL OFFENSE YARDS | 497 | 431 |
| Total offense plays | 70 | 76 |
| Average Gain Per Play | 7.1 | 5.7 |
| Fumbles: Number-Lost | 2-2 | 3-3 |
| Penalties: Number-Yards | 5-40 | 5-45 |
| PUNTS-YARDS | 2-80 | 3-133 |
| KICKOFFS-YARDS | 7-400 | 5-262 |
| Punt returns: Number-Yards-TD | 3-40-0 | 0-0-0 |
| Kickoff returns: Number-Yds-TD | 3-54-0 | 6-125-0 |
| Interceptions: Number-Yds-TD | 1-0-0 | 0-0-0 |
| Fumble Returns: Number-Yds-TD | 0-0-0 | 0-0-0 |
| Possession Time | 31:03 | 28:57 |
| Third-Down Conversions | 4 of 9 | 4 of 10 |
| Fourth-Down Conversions | 1 of 2 | 0 of 1 |
| Red-Zone Scores-Chances | 5-6 | 4-5 |
| Sacks By: Number-Yards | 1-5 | 2-7 |
| PAT Kicks | 5-5 | 4-4 |
| Field Goals | 1-2 | 0-0 |
| Points off turnovers | 7 | 7 |

GAME 2

Southern Miss MSU

15
38

Sept. 7, 2019
Davis Wade Stadium
Starkville, Miss.
55,143

Southern Miss

| RUSHING | Att. | Gain | Lost | Net | TD | Long | Avg. |
|----------------|------|------|------|-----|----|------|------|
| Kevin Perkins | 5 | 51 | 0 | 51 | 0 | 26 | 10.2 |
| D. Harris | 6 | 49 | 0 | 49 | 0 | 18 | 8.2 |
| Darius Maberry | 4 | 12 | 0 | 12 | 0 | 8 | 3.0 |
| S. Anderson | 2 | 11 | 0 | 11 | 0 | 11 | 5.5 |
| Dee Baker | 1 | 2 | 0 | 2 | 0 | 2 | 2.0 |
| Jaylond Adams | 2 | 2 | 0 | 2 | 0 | 2 | 1.0 |
| Jordan Kempf | 1 | 0 | 5 | -5 | 0 | 0 | -5.0 |
| Jack Abraham | 6 | 10 | 22 | -12 | 0 | 4 | -2.0 |

| PASSING | Com | Att | Int | Yds | TD | Long | Sacks |
|--------------|-----|-----|-----|-----|----|------|-------|
| Jack Abraham | 18 | 26 | 2 | 234 | 2 | 65 | 2 |

| RECEIVING | No. | Yds. | TD | Long |
|---------------|-----|------|----|------|
| J. Mitchell | 6 | 94 | 1 | 65 |
| Tim Jones | 5 | 73 | 0 | 25 |
| Jaylond Adams | 4 | 56 | 1 | 28 |
| Trevor Terry | 1 | 7 | 0 | 7 |
| Kevin Perkins | 1 | 3 | 0 | 3 |
| Neil McLaurin | 1 | 1 | 0 | 1 |

| PUNTING | No. | Yds. | Avg. | Long | I20 | TB |
|--------------|-----|------|------|------|-----|----|
| Zac Everett | 3 | 125 | 41.7 | 43 | 0 | 0 |
| Matt Bromell | 2 | 45 | 22.5 | 29 | 0 | 0 |

| FIELD GOALS | Att. | Made | Long | KICKS |
|--------------|------|------|------|-----------|
| Andrew Stein | 1 | 0 | -- | missed 36 |

| ALL RETURNS | Punts | | | Kickoffs | | | Intercepted | | |
|---------------|-------|------|-----|----------|------|-----|-------------|------|-----|
| | No. | Yds. | Lg. | No. | Yds. | Lg. | No. | Yds. | Lg. |
| Jaylond Adams | 1 | 2 | 2 | 1 | 12 | 12 | 0 | 0 | 0 |
| Dee Baker | 0 | 0 | 0 | 1 | 26 | 26 | 0 | 0 | 0 |

Mississippi State

| RUSHING | Att. | Gain | Lost | Net | TD | Long | Avg. |
|-----------------|------|------|------|-----|----|------|------|
| Kylin Hill | 14 | 125 | 2 | 123 | 1 | 22 | 8.8 |
| L. Witherspoon | 7 | 40 | 0 | 40 | 1 | 22 | 5.7 |
| Nick Gibson | 5 | 32 | 1 | 31 | 1 | 13 | 6.2 |
| Garrett Shrader | 9 | 23 | 7 | 16 | 0 | 10 | 1.8 |
| Tommy Stevens | 6 | 14 | 14 | 0 | 0 | 6 | 0.0 |

| PASSING | Com | Att | Int | Yds | TD | Long | Sacks |
|-----------------|-----|-----|-----|-----|----|------|-------|
| Garrett Shrader | 7 | 11 | 0 | 71 | 0 | 17 | 1 |
| Tommy Stevens | 9 | 10 | 0 | 105 | 2 | 28 | 2 |

| RECEIVING | No. | Yds. | TD | Long |
|-----------------|-----|------|----|------|
| Stephen Guidry | 3 | 32 | 1 | 11 |
| Osirus Mitchell | 2 | 46 | 1 | 28 |
| Isaiah Zuber | 2 | 23 | 0 | 17 |
| Kylin Hill | 2 | 19 | 0 | 15 |
| Dontea Jones | 2 | 9 | 0 | 6 |
| Austin Williams | 1 | 13 | 0 | 13 |
| Deddrick Thomas | 1 | 12 | 0 | 12 |
| JaVonta Payton | 1 | 10 | 0 | 10 |
| Cameron Gardner | 1 | 7 | 0 | 7 |
| Robert Rivers | 1 | 5 | 0 | 5 |

| PUNTING | No. | Yds. | Avg. | Long | I20 | TB |
|------------|-----|------|------|------|-----|----|
| Tucker Day | 4 | 199 | 49.8 | 59 | 3 | 0 |

| FIELD GOALS | Att. | Made | Long | KICKS |
|-----------------|------|------|------|--------------------|
| Jace Christmann | 2 | 1 | 30 | made 30; missed 43 |

| ALL RETURNS | Punts | | | Kickoffs | | | Intercepted | | |
|----------------|-------|------|-----|----------|------|-----|-------------|------|-----|
| | No. | Yds. | Lg. | No. | Yds. | Lg. | No. | Yds. | Lg. |
| Malik Dear | 1 | 8 | 8 | 0 | 0 | 0 | 0 | 0 | 0 |
| C.J. Morgan | 0 | 0 | 0 | 0 | 0 | 0 | 1 | 9 | 9 |
| Martin Emerson | 0 | 0 | 0 | 0 | 0 | 0 | 1 | 45 | 45 |

State Soars Past Golden Eagles in Home Opener, 38-15

In one of the hottest games in Davis Wade Stadium history, MSU jumped out to a 28-0 lead and secured a 38-15 victory over in-state foe Southern Miss to open the home 2019 slate. Kickoff temperature was 94 degrees, representing the hottest in Davis Wade Stadium since 1998. The heat had no effect on the Bulldogs, however. **Tommy Stevens**, making his Starkville debut, completed his first nine passes for 105 yards and two touchdowns before exiting the game due to injury late in the second quarter. Stevens' hot streak to start the game represented the most consecutive completions by an MSU QB since Dak Prescott against Arkansas in 2015. For the second straight game, the combination of Stevens to **Osirus Mitchell** put the Bulldogs on the board on the first drive. Stevens found Mitchell for a 28-yard touchdown with 9:36 to play, and he later connected with **Stephen Guidry** for an 11-yard score. The day belonged to **Kylin Hill**, who put on a show rushing for 123 yards and one touchdown against a stingy USM defense that was ranked in the top three nationally a year ago. True freshman **Garrett Shrader** spelled Stevens and fared well, going 7-of-11 in his first career action. MSU managed three takeaways, including interceptions from **C.J. Morgan** and true freshman **Martin Emerson**. **Brian Cole II** led all tacklers with seven, including one sack and 2.5 tackles for loss. **Marquiss Spencer** added one strip sack.

| | | | | | |
|-------------------|---|----|---|----|------|
| Southern Miss | 0 | 0 | 7 | 8 | - 15 |
| Mississippi State | 7 | 14 | 7 | 10 | - 38 |

| | | | |
|-----|-------|-----|--|
| 1st | 09:36 | MSU | Osirus Mitchell 28 yd pass from Tommy Stevens (Jace Christmann kick) |
| 2nd | 14:55 | MSU | Stephen Guidry 11 yd pass from Tommy Stevens (Jace Christmann kick) |
| | 00:42 | MSU | Nick Gibson 13 yd run (Jace Christmann kick) |
| 3rd | 06:37 | MSU | Kylin Hill 3 yd run (Jace Christmann kick) |
| | 04:42 | USM | Jaylond Adams 28 yd pass from Jack Abraham (Andrew Stein kick) |
| 4th | 14:12 | MSU | Jace Christmann 30 yd field goal |
| | 06:31 | USM | J. Mitchell 65 yd pass from Jack Abraham (Trevor Terry pass from Jack Abraham) |
| | 02:20 | MSU | L. Witherspoon 22 yd run (Jace Christmann kick) |

Team Stats

| | USM | MSU |
|--------------------------------|---------|---------|
| FIRST DOWNS | 17 | 21 |
| Rushing | 7 | 10 |
| Passing | 10 | 11 |
| Penalty | 0 | 0 |
| NET YARDS RUSHING | 110 | 210 |
| Rushing Attempts | 27 | 41 |
| Average Per Rush | 4.1 | 5.1 |
| NET YARDS PASSING | 234 | 176 |
| Completions-Attempts-Int | 18-26-2 | 16-21-0 |
| Average Per Attempt | 9.0 | 8.4 |
| Average Per Completion | 13.0 | 11.0 |
| TOTAL OFFENSE YARDS | 344 | 386 |
| Total offense plays | 53 | 62 |
| Average Gain Per Play | 6.5 | 6.2 |
| Fumbles: Number-Lost | 2-1 | 0-0 |
| Penalties: Number-Yards | 1-5 | 2-10 |
| PUNTS-YARDS | 5-170 | 4-199 |
| KICKOFFS-YARDS | 3-195 | 7-454 |
| Punt returns: Number-Yards-TD | 1-2-0 | 1-8-0 |
| Kickoff returns: Number-Yds-TD | 2-38-0 | 0-0-0 |
| Interceptions: Number-Yds-TD | 0-0-0 | 2-54-0 |
| Fumble Returns: Number-Yds-TD | 0-0-0 | 0-0-0 |
| Possession Time | 26:14 | 33:46 |
| Third-Down Conversions | 2 of 9 | 3 of 9 |
| Fourth-Down Conversions | 0 of 0 | 0 of 0 |
| Red-Zone Scores-Chances | 0-1 | 4-4 |
| Sacks By: Number-Yards | 3-20 | 2-12 |
| PAT Kicks | 1-1 | 5-5 |
| Field Goals | 0-1 | 1-2 |
| Points off turnovers | 0 | 7 |

GAME 3

Kansas State #23 MSU

31
24

Sept. 14, 2019
Davis Wade Stadium
Starkville, Miss.
54,522

Kansas State

| RUSHING | Att. | Gain | Lost | Net | TD | Long | Avg. |
|-----------------|------|------|------|-----|----|------|------|
| James Gilbert | 17 | 62 | 3 | 59 | 0 | 11 | 3.5 |
| Jordon Brown | 5 | 41 | 0 | 41 | 1 | 17 | 8.2 |
| Harry Trotter | 5 | 25 | 0 | 25 | 0 | 9 | 5.0 |
| Malik Knowles | 2 | 12 | 0 | 12 | 0 | 7 | 6.0 |
| Skylar Thompson | 4 | 18 | 10 | 8 | 1 | 16 | 2.0 |
| Wykeen Gill | 1 | 3 | 0 | 3 | 0 | 3 | 3.0 |
| TEAM | 1 | 0 | 2 | -2 | 0 | 0 | -2.0 |

| PASSING | Com | Att | Int | Yds | TD | Long | Sacks |
|-----------------|-----|-----|-----|-----|----|------|-------|
| Skylar Thompson | 10 | 18 | 0 | 123 | 1 | 24 | 1 |

| RECEIVING | No. | Yds. | TD | Long |
|----------------|-----|------|----|------|
| Dalton Schoen | 3 | 50 | 1 | 20 |
| Wykeen Gill | 2 | 9 | 0 | 6 |
| Phillip Brooks | 2 | 5 | 0 | 7 |
| Nick Lenners | 1 | 24 | 0 | 24 |
| Landry Weber | 1 | 23 | 0 | 23 |
| Malik Knowles | 1 | 12 | 0 | 12 |

| PUNTING | No. | Yds. | Avg. | Long | I20 | TB |
|-------------|-----|------|------|------|-----|----|
| Devin Ancil | 5 | 253 | 50.6 | 61 | 1 | 2 |

| FIELD GOALS | Att. | Made | Long | KICKS |
|-------------|------|------|------|---------|
| Blake Lynch | 1 | 1 | 35 | made 35 |

| ALL RETURNS | Punts | | | Kickoffs | | | Intercepted | | |
|----------------|-------|------|-----|----------|------|-----|-------------|------|-----|
| | No. | Yds. | Lg. | No. | Yds. | Lg. | No. | Yds. | Lg. |
| Phillip Brooks | 2 | 45 | 25 | 0 | 0 | 0 | 0 | 0 | 0 |
| Malik Knowles | 0 | 0 | 0 | 3 | 124 | 100 | 0 | 0 | 0 |
| AJ Parker | 0 | 0 | 0 | 0 | 0 | 0 | 1 | 23 | 23 |
| Seth Porter | 1 | -1 | 0 | 0 | 0 | 0 | 0 | 0 | 0 |
| Denzel Goolsby | 0 | 0 | 0 | 0 | 0 | 0 | 1 | 16 | 16 |
| Jordon Brown | 1 | 0 | 0 | 0 | 0 | 0 | 0 | 0 | 0 |

Mississippi State

| RUSHING | Att. | Gain | Lost | Net | TD | Long | Avg. |
|-----------------|------|------|------|-----|----|------|------|
| Kylin Hill | 24 | 116 | 5 | 111 | 0 | 22 | 4.6 |
| Garrett Shrader | 10 | 82 | 0 | 82 | 1 | 16 | 8.2 |
| Tommy Stevens | 7 | 19 | 14 | 5 | 1 | 4 | 0.7 |
| Lee Witherspoon | 3 | 4 | 0 | 4 | 0 | 2 | 1.3 |
| Dontea Jones | 0 | -1 | 0 | -1 | 0 | 0 | 0.0 |

| PASSING | Com | Att | Int | Yds | TD | Long | Sacks |
|-----------------|-----|-----|-----|-----|----|------|-------|
| Tommy Stevens | 7 | 15 | 2 | 100 | 1 | 35 | 2 |
| Garrett Shrader | 4 | 12 | 0 | 51 | 0 | 26 | 0 |

| RECEIVING | No. | Yds. | TD | Long |
|-----------------|-----|------|----|------|
| Osirus Mitchell | 5 | 74 | 1 | 35 |
| Deddrick Thomas | 2 | 32 | 0 | 26 |
| Kylin Hill | 2 | 20 | 0 | 12 |
| Farrod Green | 1 | 13 | 0 | 13 |
| Dontea Jones | 1 | 12 | 0 | 12 |

| PUNTING | No. | Yds. | Avg. | Long | I20 | TB |
|------------|-----|------|------|------|-----|----|
| Tucker Day | 6 | 242 | 40.3 | 55 | 0 | 0 |

| FIELD GOALS | Att. | Made | Long | KICKS |
|-----------------|------|------|------|---------|
| Jace Christmann | 1 | 1 | 47 | made 47 |

| ALL RETURNS | Punts | | | Kickoffs | | | Intercepted | | |
|-----------------|-------|------|-----|----------|------|-----|-------------|------|-----|
| | No. | Yds. | Lg. | No. | Yds. | Lg. | No. | Yds. | Lg. |
| Deddrick Thomas | 0 | 0 | 0 | 1 | 14 | 14 | 0 | 0 | 0 |
| JaVonta Payton | 0 | 0 | 0 | 2 | 40 | 24 | 0 | 0 | 0 |
| Malik Dear | 1 | 1 | 0 | 0 | 0 | 0 | 0 | 0 | 0 |
| Brian Cole II | 0 | 0 | 0 | 1 | 17 | 17 | 0 | 0 | 0 |

Kansas State Edges MSU, 31-24

Kylin Hill rushed for over 100 yards for the third consecutive game, but it was not enough as Kansas State scored 14 unanswered points in the fourth quarter to beat MSU, 31-24, on a hot morning kickoff in Davis Wade Stadium. It was the first meeting between the two teams in Starkville since 1974 and the first Power 5 non-conference team to visit Davis Wade Stadium since 2009. Malik Knowles took a kickoff back 100 yards for the Wildcats to tie the game at 24 all with 14:36 to go in the fourth. MSU was unable to muster anything offensively and K-State went 53 yards on six plays that culminated with a 15-yard touchdown pass with 5:37 to go. **Tommy Stevens**, battling an upper body injury sustained a week earlier, got the start but did not return early in the third quarter. The Bulldogs were decimated with injuries with CB **Cameron Dantzler**, RB **Nick Gibson** and OL **Dareuan Parker** all out. Stevens helped erase a 10-0 deficit, rushing for a two-yard touchdown following a muffed punt from the Wildcats. **Osirus Mitchell** then made a spectacular one-handed, 35-yard touchdown grab with 0:09 left in the half. True freshman **Garrett Shrader** spelled Stevens in the third quarter and displayed his toughness, orchestrating a 12-play, 79-yard drive that ate up 6:50. He finished it off with a two-yard touchdown dive. **Jace Christmann's** key 47-yard field goal to start the fourth look to have put the Bulldogs in firm control, up 24-17, before K-State mounted its comeback. The Bulldogs turned it over three times on the day, but did outgain the Wildcats 352-269. Leo Lewis produced a game-high 12 tackles, while **Brian Cole II** continued his hot start to the year with six tackles, one punishing strip sack and two tackles for loss.

| | | | | | |
|-------------------|---|----|---|----|------|
| Kansas State | 3 | 14 | 0 | 14 | - 31 |
| Mississippi State | 0 | 14 | 7 | 3 | - 24 |

| | | | |
|-----|-------|----|--|
| 1st | 02:23 | KS | Blake Lynch 35 yd field goal |
| 2nd | 13:31 | KS | Jordon Brown 7 yd run (Blake Lynch kick) |
| | 05:39 | MS | Tommy Stevens 2 yd run (Jace Christmann kick) |
| | 00:46 | KS | Skylar Thompson 1 yd run (Blake Lynch kick) |
| | 00:09 | MS | Osirus Mitchell 35 yd pass from Tommy Stevens (Jace Christmann kick) |
| 3rd | 04:47 | MS | Garrett Shrader 5 yd run (Jace Christmann kick) |
| 4th | 14:50 | MS | Jace Christmann 47 yd field goal |
| | 14:36 | KS | Malik Knowles 100 yd kickoff return (Blake Lynch kick) |
| | 05:37 | KS | Dalton Schoen 15 yd pass from S. Thompson (Blake Lynch kick) |

Team Stats

| | K-STATE | MSU |
|--------------------------------|---------|---------|
| FIRST DOWNS | 17 | 21 |
| Rushing | 8 | 9 |
| Passing | 7 | 8 |
| Penalty | 2 | 4 |
| NET YARDS RUSHING | 146 | 201 |
| Rushing Attempts | 35 | 44 |
| Average Per Rush | 4.2 | 4.6 |
| NET YARDS PASSING | 123 | 151 |
| Completions-Attempts-Int | 10-18-0 | 11-27-2 |
| Average Per Attempt | 6.8 | 5.6 |
| Average Per Completion | 12.3 | 13.7 |
| TOTAL OFFENSE YARDS | 269 | 352 |
| Total offense plays | 53 | 71 |
| Average Gain Per Play | 5.1 | 5.0 |
| Fumbles: Number-Lost | 4-3 | 2-1 |
| Penalties: Number-Yards | 7-59 | 7-83 |
| PUNTS-YARDS | 5-253 | 6-242 |
| KICKOFFS-YARDS | 6-357 | 5-310 |
| Punt returns: Number-Yards-TD | 4-44-0 | 1-1-0 |
| Kickoff returns: Number-Yds-TD | 3-124-1 | 4-71-0 |
| Interceptions: Number-Yds-TD | 2-39-0 | 0-0-0 |
| Fumble Returns: Number-Yds-TD | 1-9-0 | 1-4-0 |
| Possession Time | 26:55 | 33:05 |
| Third-Down Conversions | 3 of 10 | 4 of 14 |
| Fourth-Down Conversions | 0 of 1 | 0 of 1 |
| Red-Zone Scores-Chances | 4-5 | 2-2 |
| Sacks By: Number-Yards | 2-13 | 1-10 |
| PAT Kicks | 4-4 | 3-3 |
| Field Goals | 1-1 | 1-1 |
| Points off turnovers | 10 | 17 |

GAME 4

Kentucky MSU

13
28

Sept. 21, 2019
Davis Wade Stadium
Starkville, Miss.
54,556

Kentucky

| RUSHING | Att. | Gain | Lost | Net | TD | Long | Avg. |
|----------------|------|------|------|-----|----|------|------|
| Asim Rose | 9 | 105 | 0 | 105 | 0 | 31 | 11.7 |
| Lynn Bowden | 3 | 37 | 0 | 37 | 0 | 17 | 12.3 |
| Kavosiey Smoke | 10 | 28 | 3 | 25 | 1 | 12 | 2.5 |
| TEAM | 1 | 0 | 5 | -5 | 0 | 0 | -5.0 |
| Sawyer Smith | 5 | 4 | 12 | -8 | 0 | 3 | -1.6 |

| PASSING | Com | Att | Int | Yds | TD | Long | Sacks |
|--------------|-----|-----|-----|-----|----|------|-------|
| Sawyer Smith | 15 | 41 | 1 | 232 | 0 | 39 | 3 |
| Lynn Bowden | 0 | 1 | 0 | 0 | 0 | 0 | 0 |

| RECEIVING | No. | Yds. | TD | Long |
|---------------|-----|------|----|------|
| Lynn Bowden | 7 | 129 | 0 | 39 |
| Josh Ali | 5 | 61 | 0 | 20 |
| Keaton Upshaw | 1 | 19 | 0 | 19 |
| Ahmad Wagner | 1 | 15 | 0 | 15 |
| Clevan Thomas | 1 | 8 | 0 | 8 |

| PUNTING | No. | Yds. | Avg. | Long | I20 | TB |
|-----------|-----|------|------|------|-----|----|
| Max Duffy | 3 | 154 | 51.3 | 56 | 1 | 2 |

| FIELD GOALS | Att. | Made | Long | KICKS |
|--------------|------|------|------|-------------------------------|
| Chance Poore | 3 | 1 | 40 | made 40; missed 47; missed 26 |
| Matt Ruffolo | 1 | 1 | 29 | made 29 |

| ALL RETURNS | Punts | | | Kickoffs | | | Intercepted | | |
|----------------|-------|------|-----|----------|------|-----|-------------|------|-----|
| | No. | Yds. | Lg. | No. | Yds. | Lg. | No. | Yds. | Lg. |
| Lynn Bowden | 1 | 25 | 25 | 1 | 19 | 19 | 0 | 0 | 0 |
| Quandre Mosely | 0 | 0 | 0 | 0 | 0 | 0 | 1 | 39 | 39 |
| Drew Schlegel | 0 | 0 | 0 | 1 | 3 | 3 | 0 | 0 | 0 |

Mississippi State

| RUSHING | Att. | Gain | Lost | Net | TD | Long | Avg. |
|-----------------|------|------|------|-----|----|------|------|
| Garrett Shrader | 11 | 139 | 14 | 125 | 0 | 49 | 11.4 |
| Kylin Hill | 26 | 126 | 6 | 120 | 3 | 18 | 4.6 |
| Malik Dear | 1 | 0 | 0 | 0 | 0 | 0 | 0.0 |
| TEAM | 2 | 0 | 4 | -4 | 0 | 0 | -2.0 |

| PASSING | Com | Att | Int | Yds | TD | Long | Sacks |
|-----------------|-----|-----|-----|-----|----|------|-------|
| Garrett Shrader | 17 | 22 | 1 | 180 | 0 | 25 | 2 |

| RECEIVING | No. | Yds. | TD | Long |
|-----------------|-----|------|----|------|
| Osirus Mitchell | 4 | 36 | 0 | 14 |
| Farrod Green | 3 | 20 | 0 | 13 |
| Isaiah Zuber | 3 | 16 | 0 | 7 |
| Deddrick Thomas | 2 | 46 | 0 | 25 |
| Malik Dear | 2 | 28 | 0 | 20 |
| JaVonta Payton | 2 | 14 | 0 | 13 |
| Austin Williams | 1 | 20 | 0 | 20 |

| PUNTING | No. | Yds. | Avg. | Long | I20 | TB |
|------------|-----|------|------|------|-----|----|
| Tucker Day | 3 | 147 | 49.0 | 50 | 0 | 2 |

| FIELD GOALS | Att. | Made | Long | KICKS |
|-------------|------|------|------|-------|
| none | -- | -- | -- | -- |

| ALL RETURNS | Punts | | | Kickoffs | | | Intercepted | | |
|----------------|-------|------|-----|----------|------|-----|-------------|------|-----|
| | No. | Yds. | Lg. | No. | Yds. | Lg. | No. | Yds. | Lg. |
| Willie Gay Jr. | 0 | 0 | 0 | 0 | 0 | 0 | 1 | 52 | 52 |

Shrader, MSU Close Out UK in SEC Opener, 28-13

The stage wasn't too big for true freshman quarterback **Garrett Shrader** in MSU's SEC opener. Shrader, making his first career start in just his third collegiate game, accounted for 305 yards of total offense, including 125 rushing on 11 carries, to lift the Bulldogs past Kentucky, 28-13, on Saturday in Davis Wade Stadium. Shrader was just the second MSU true freshman QB to start in an SEC game in the last 12 years. He was an efficient 17-of-22 for 180 yards through the air. Shrader accounted for all six of the Bulldogs' 20+ yard plays in the game. **Kylin Hill** was spectacular again, becoming the first Bulldog to rush for 100 or more yards in the first four games of a season. Hill rushed for 120 yards on 26 carries with a career-best three touchdowns. The Bulldogs got on the board via their defense on the fifth play of the game. **Willie Gay Jr.**, in on his first play of the year after missing the first three games due to a violation of team rules, stepped in front of a Sawyer Smith pass and returned it 52 yards for a touchdown. The Bulldogs chewed up clock in the second quarter with impressive drives. Hill finished one on a 12-yard highlight reel touchdown run as he leaped from the four-yard line and extended the ball inside the pylon for the score. On the ensuing possession, Shrader engineered a 10-play, 80-yard drive that took 5:00. His 36-yard rush set up another Hill touchdown that made it 21-3 at the half. The Wildcats responded with 10 unanswered. With the score a one-possession game and 4:32 remaining, Shrader conducted a six-play, 75 yard drive and extended the drive with a 49-yard rush on third down. Hill finished it off with another score. The Bulldogs held Kentucky to 1-of-12 on third down. **C.J. Morgan** led MSU with nine tackles. **Jaquarius Landrews** added seven tackles and a game-high four pass breakups.

| | | | | | |
|-------------------|---|----|---|---|------|
| Kentucky | 3 | 0 | 7 | 3 | - 13 |
| Mississippi State | 7 | 14 | 0 | 7 | - 28 |

| | | | |
|-----|-------|----|---|
| 1st | 13:35 | MS | Willie Gay Jr. 52 yd interception return (Jace Christmann kick) |
| | 02:49 | UK | Chance Poore 40 yd field goal |
| 2nd | 13:24 | MS | Kylin Hill 12 yd run (Jace Christmann kick) |
| | 04:45 | MS | Kylin Hill 2 yd run (Jace Christmann kick) |
| 3rd | 05:30 | UK | Kavosiey Smoke 2 yd run (Chance Poore kick) |
| 4th | 04:39 | UK | Matt Ruffolo 29 yd field goal |
| | 01:39 | MS | Kylin Hill 1 yd run (Jace Christmann kick) |

Team Stats

| | UK | MSU |
|--------------------------------|---------|---------|
| FIRST DOWNS | 21 | 22 |
| Rushing | 9 | 12 |
| Passing | 10 | 9 |
| Penalty | 2 | 1 |
| NET YARDS RUSHING | 154 | 241 |
| Rushing Attempts | 28 | 40 |
| Average Per Rush | 5.5 | 6.0 |
| NET YARDS PASSING | 232 | 180 |
| Completions-Attempts-Int | 15-42-1 | 17-22-1 |
| Average Per Attempt | 5.5 | 8.2 |
| Average Per Completion | 15.5 | 10.6 |
| TOTAL OFFENSE YARDS | 386 | 421 |
| Total offense plays | 70 | 62 |
| Average Gain Per Play | 5.5 | 6.8 |
| Fumbles: Number-Lost | 1-0 | 1-1 |
| Penalties: Number-Yards | 5-40 | 5-45 |
| PUNTS-YARDS | 3-154 | 3-147 |
| KICKOFFS-YARDS | 4-260 | 5-295 |
| Punt returns: Number-Yards-TD | 1-25-0 | 0-0-0 |
| Average Per Return | 25.0 | 0.0 |
| Kickoff returns: Number-Yds-TD | 2-22-0 | 0-0-0 |
| Average Per Return | 11.0 | 0.0 |
| Interceptions: Number-Yds-TD | 1-39-0 | 1-52-1 |
| Fumble Returns: Number-Yds-TD | 0-0-0 | 0-0-0 |
| Possession Time | 26:54 | 33:06 |
| Third-Down Conversions | 1 of 12 | 6 of 10 |
| Fourth-Down Conversions | 3 of 4 | 0 of 0 |
| Red-Zone Scores-Chances | 2-4 | 3-4 |
| Sacks By: Number-Yards | 2-14 | 3-16 |
| PAT Kicks | 1-1 | 4-4 |
| Field Goals | 2-4 | 0-0 |
| Points off turnovers | 7 | 7 |

GAME 5

MSU
#7/7 Auburn

23
56

Sept. 28, 2019
Jordan-Hare Stadium
Auburn, Ala.
87,451

Mississippi State

| RUSHING | Att. | Gain | Lost | Net | TD | Long | Avg. |
|-----------------|------|------|------|-----|----|------|-------|
| Garrett Shrader | 16 | 112 | 23 | 89 | 1 | 24 | 5.6 |
| Kylin Hill | 17 | 51 | 6 | 45 | 0 | 13 | 2.6 |
| Lee Witherspoon | 2 | 3 | 0 | 3 | 0 | 2 | 1.5 |
| Nick Gibson | 1 | 0 | 1 | -1 | 0 | 0 | -1.0 |
| TEAM | 1 | 0 | 2 | -2 | 0 | 0 | -2.0 |
| Tommy Stevens | 1 | 0 | 16 | -16 | 0 | 0 | -16.0 |

| PASSING | Com | Att | Int | Yds | TD | Long | Sacks |
|-----------------|-----|-----|-----|-----|----|------|-------|
| Garrett Shrader | 12 | 23 | 0 | 209 | 2 | 47 | 1 |
| Tommy Stevens | 1 | 3 | 0 | 7 | 0 | 7 | 1 |

| RECEIVING | No. | Yds. | TD | Long |
|--------------------|-----|------|----|------|
| Farrod Green | 3 | 69 | 0 | 47 |
| Osirus Mitchell | 2 | 33 | 1 | 21 |
| Dedrick Thomas | 2 | 22 | 0 | 12 |
| Kylin Hill | 2 | 21 | 0 | 18 |
| JaVonta Payton | 1 | 30 | 0 | 30 |
| Isaiah Zuber | 1 | 20 | 0 | 20 |
| Georquarius Spivey | 1 | 12 | 0 | 12 |
| Stephen Guidry | 1 | 9 | 1 | 9 |

| PUNTING | No. | Yds. | Avg. | Long | I20 | TB |
|-------------|-----|------|------|------|-----|----|
| Tucker Day | 4 | 168 | 42.0 | 45 | 1 | 0 |
| Reed Bowman | 2 | 82 | 41.0 | 51 | 1 | 0 |

| FIELD GOALS | Att. | Made | Long | KICKS |
|-----------------|------|------|------|---------|
| Jace Christmann | 1 | 1 | 27 | made 27 |

| ALL RETURNS | Punts | | | Kickoffs | | | Intercepted | | |
|----------------|-------|------|-----|----------|------|-----|-------------|------|-----|
| | No. | Yds. | Lg. | No. | Yds. | Lg. | No. | Yds. | Lg. |
| JaVonta Payton | 0 | 0 | 0 | 1 | 16 | 0 | 0 | 0 | 0 |

Auburn

| RUSHING | Att. | Gain | Lost | Net | TD | Long | Avg. |
|---------------|------|------|------|-----|----|------|------|
| Bo Nix | 7 | 60 | 4 | 56 | 1 | 30 | 8.0 |
| J. Whitlow | 10 | 56 | 1 | 55 | 3 | 30 | 5.5 |
| D.J. Williams | 7 | 33 | 1 | 32 | 0 | 9 | 4.6 |
| Kam Martin | 8 | 36 | 5 | 31 | 1 | 16 | 3.9 |
| A. Schwartz | 3 | 25 | 0 | 25 | 1 | 13 | 8.3 |
| Shaun Shivers | 4 | 22 | 0 | 22 | 0 | 10 | 5.5 |
| Eli Stove | 1 | 3 | 0 | 3 | 0 | 3 | 3.0 |
| Malik Miller | 1 | 1 | 0 | 1 | 0 | 1 | 1.0 |
| TEAM | 2 | 0 | 2 | -2 | 0 | 0 | -1.0 |
| Joey Gatewood | 2 | 1 | 7 | -6 | 0 | 1 | -3.0 |

| PASSING | Com | Att | Int | Yds | TD | Long | Sacks |
|---------------|-----|-----|-----|-----|----|------|-------|
| Bo Nix | 16 | 21 | 0 | 335 | 2 | 48 | 1 |
| Joey Gatewood | 2 | 3 | 0 | 26 | 0 | 11 | 1 |

| RECEIVING | No. | Yds. | TD | Long |
|------------------|-----|------|----|------|
| Seth Williams | 8 | 161 | 2 | 39 |
| Anthony Schwartz | 2 | 67 | 0 | 48 |
| Sal Cannella | 2 | 39 | 0 | 31 |
| Will Hastings | 2 | 25 | 0 | 21 |
| Eli Stove | 1 | 27 | 0 | 27 |
| Malik Miller | 1 | 16 | 0 | 11 |
| Jay Jay Wilson | 1 | 16 | 0 | 16 |
| Zach Farrar | 1 | 10 | 0 | 10 |

| PUNTING | No. | Yds. | Avg. | Long | I20 | TB |
|--------------|-----|------|------|------|-----|----|
| Arryn Siposs | 1 | 43 | 43.0 | 43 | 0 | 0 |

| FIELD GOALS | Att. | Made | Long | KICKS |
|-------------|------|------|------|-------|
| -- | -- | -- | -- | -- |

| ALL RETURNS | Punts | | | Kickoffs | | | Intercepted | | |
|----------------|-------|------|-----|----------|------|-----|-------------|------|-----|
| | No. | Yds. | Lg. | No. | Yds. | Lg. | No. | Yds. | Lg. |
| N. Igbinoghene | 0 | 0 | 0 | 1 | 21 | 21 | 0 | 0 | 0 |
| Christian Tutt | 3 | 34 | 18 | 0 | 0 | 0 | 0 | 0 | 0 |

Big First Half Carries No. 7 Auburn Past MSU, 56-23

No. 7 Auburn, playing its SEC home opener, scored 21 straight points in the first seven minutes of the game and never looked back as MSU fell 56-23, in a sold-out night game in Jordan-Hare Stadium. The Bulldogs went three and out on their first series, and the Tigers immediately capitalized with great field position and scored on their first play from scrimmage. The score was 21-0 after Auburn took advantage of a **JaVonta Payton** fumble on a kickoff. MSU starting quarterback **Tommy Stevens** suffered a lower body injury on the second series of the game and missed the remainder of the contest. He was once again spelled by true freshman **Garrett Shrader**. Shrader, in his first SEC road appearance, accounted for all three Bulldog touchdowns, firing two TD passes and adding a rushing score. He finished with 298 yards of total offense and got MSU on the board after finishing off a 12-play, 75-yard drive with a **Stephen Guidry** 9-yard pass late in the first quarter. MSU trailed 42-9 at the break, and added touchdowns courtesy of **Osirus Mitchell** and Shrader. His 7-yard touchdown run with 0:50 remaining put him at 89 rushing yards on the night against a stellar Auburn defense. **Farrod Green** led MSU in receiving with 69 yards. **Leo Lewis** and **C.J. Morgan** led all Bulldog tacklers with eight apiece. Lewis had seven solo stops, a tackle for a loss, one forced fumble and one fumble recovery. MSU won the turnover battle, forcing three on the night to extend the consecutive streak to 21 straight games of a takeaway. The Bulldogs were without the services of six players on their two-deep depth chart.

| | | | | | |
|-------------------|----|----|---|---|------|
| Mississippi State | 6 | 3 | 7 | 7 | - 23 |
| Auburn | 21 | 21 | 7 | 7 | - 56 |

| | | | |
|-----|-------|----|---|
| 1st | 02:23 | KS | Blake Lynch 35 yd field goal |
| 1st | 12:55 | AU | J. Whitlow 30 yd run (Anders Carlson kick) |
| | 09:46 | AU | Bo Nix 9 yd run (Anders Carlson kick) |
| | 08:59 | AU | A. Schwartz 13 yd run (Anders Carlson kick) |
| | 02:20 | MS | Stephen Guidry 9 yd pass from Garrett Shrader (Jace Christmann kick failed) |
| 2nd | 13:18 | AU | J. Whitlow 3 yd run (Anders Carlson kick) |
| | 07:55 | MS | Jace Christmann 27 yd field goal |
| | 05:33 | AU | Seth Williams 39 yd pass from Bo Nix (Anders Carlson kick) |
| | 00:12 | AU | J. Whitlow 3 yd run (Anders Carlson kick) |
| 3rd | 13:28 | AU | Seth Williams 32 yd pass from Bo Nix (Anders Carlson kick) |
| | 02:13 | MS | Osirus Mitchell 21 yd pass from Garrett Shrader (Jace Christmann kick) |
| 4th | 14:16 | AU | Kam Martin 7 yd run (Anders Carlson kick) |
| | 00:50 | MS | Garrett Shrader 7 yd run (Jace Christmann kick) |

Team Stats

| | MSU | AU |
|--------------------------------|---------|---------|
| FIRST DOWNS | 21 | 25 |
| Rushing | 8 | 9 |
| Passing | 10 | 13 |
| Penalty | 3 | 3 |
| NET YARDS RUSHING | 118 | 217 |
| Rushing Attempts | 38 | 45 |
| Average Per Rush | 3.1 | 4.8 |
| NET YARDS PASSING | 216 | 361 |
| Completions-Attempts-Int | 13-26-0 | 18-24-0 |
| Average Per Attempt | 8.3 | 15.0 |
| Average Per Completion | 16.6 | 20.1 |
| TOTAL OFFENSE YARDS | 334 | 578 |
| Total offense plays | 64 | 69 |
| Average Gain Per Play | 5.2 | 8.4 |
| Fumbles: Number-Lost | 3-2 | 4-3 |
| Penalties: Number-Yards | 9-70 | 5-37 |
| PUNTS-YARDS | 6-250 | 1-43 |
| KICKOFFS-YARDS | 5-273 | 9-583 |
| Punt returns: Number-Yards-TD | 0-0-0 | 3-34-0 |
| Kickoff returns: Number-Yds-TD | 1-16-0 | 1-21-0 |
| Interceptions: Number-Yds-TD | 0-0-0 | 0-0-0 |
| Fumble Returns: Number-Yds-TD | 0-0-0 | 0-0-0 |
| Possession Time | 32:35 | 27:25 |
| Third-Down Conversions | 3 of 12 | 6 of 10 |
| Fourth-Down Conversions | 1 of 2 | 0 of 1 |
| Red-Zone Scores-Chances | 3-4 | 5-5 |
| Sacks By: Number-Yards | 2-11 | 2-25 |
| PAT Kicks | 2-3 | 8-8 |
| Field Goals | 1-1 | 0-0 |
| Points off turnovers | 0 | 14 |

GAME 6

MSU Tennessee

10
20

Oct. 12, 2019
Neyland Stadium
Knoxville, Tenn.
85,462

Mississippi State

| RUSHING | Att. | Gain | Lost | Net | TD | Long | Avg. |
|-----------------|------|------|------|-----|----|------|------|
| Garrett Shrader | 13 | 83 | 21 | 62 | 0 | 14 | 4.8 |
| Tommy Stevens | 9 | 39 | 13 | 26 | 0 | 10 | 2.9 |
| Kylin Hill | 11 | 19 | 6 | 13 | 0 | 4 | 1.2 |
| JaVonta Payton | 1 | 11 | 0 | 11 | 0 | 11 | 11.0 |
| Nick Gibson | 2 | 5 | 0 | 5 | 0 | 4 | 2.5 |
| Isaiah Zuber | 1 | 4 | 0 | 4 | 0 | 4 | 4.0 |

| PASSING | Com | Att | Int | Yds | TD | Long | Sacks |
|-----------------|-----|-----|-----|-----|----|------|-------|
| Tommy Stevens | 6 | 11 | 2 | 67 | 0 | 19 | 3 |
| Garrett Shrader | 5 | 10 | 1 | 79 | 1 | 21 | 4 |

| RECEIVING | No. | Yds. | TD | Long |
|-----------------|-----|------|----|------|
| Osirus Mitchell | 5 | 58 | 0 | 21 |
| Stephen Guidry | 2 | 36 | 0 | 19 |
| Deddrick Thomas | 2 | 25 | 1 | 17 |
| Lee Witherspoon | 1 | 18 | 0 | 18 |
| Farrod Green | 1 | 9 | 0 | 9 |

| PUNTING | No. | Yds. | Avg. | Long | I20 | TB |
|------------|-----|------|------|------|-----|----|
| Tucker Day | 4 | 173 | 43.2 | 56 | 0 | 0 |

| FIELD GOALS | Att. | Made | Long | KICKS |
|-----------------|------|------|------|--------------------|
| Jace Christmann | 2 | 1 | 51 | made 51; missed 36 |

| ALL RETURNS | Punts | | | Kickoffs | | | Intercepted | | |
|------------------|-------|------|-----|----------|------|-----|-------------|------|-----|
| | No. | Yds. | Lg. | No. | Yds. | Lg. | No. | Yds. | Lg. |
| Cameron Dantzler | 0 | 0 | 0 | 0 | 0 | 0 | 1 | 0 | 0 |
| Brian Cole II | 0 | 0 | 0 | 1 | 9 | 9 | 1 | 0 | 0 |

Tennessee

| RUSHING | Att. | Gain | Lost | Net | TD | Long | Avg. |
|------------------------|------|------|------|-----|----|------|------|
| Ty Chandler | 16 | 63 | 0 | 63 | 0 | 15 | 3.9 |
| Tim Jordan | 19 | 65 | 6 | 59 | 1 | 15 | 3.1 |
| Brian Maurer | 3 | 41 | 0 | 41 | 0 | 23 | 13.7 |
| Jauan Jennings | 1 | 22 | 0 | 22 | 0 | 22 | 22.0 |
| Eric Gray | 2 | 7 | 0 | 7 | 0 | 5 | 3.5 |
| Dominick Wood-Anderson | 1 | 5 | 0 | 5 | 0 | 5 | 5.0 |
| TEAM | 1 | 0 | 2 | -2 | 0 | 0 | -2.0 |
| Jarrett Guarantano | 1 | 0 | 5 | -5 | 0 | 0 | -5.0 |

| PASSING | Com | Att | Int | Yds | TD | Long | Sacks |
|--------------------|-----|-----|-----|-----|----|------|-------|
| Brian Maurer | 4 | 7 | 2 | 61 | 0 | 28 | 0 |
| Jarrett Guarantano | 6 | 7 | 0 | 106 | 1 | 41 | 1 |

| RECEIVING | No. | Yds. | TD | Long |
|------------------------|-----|------|----|------|
| Tyler Byrd | 3 | 56 | 1 | 39 |
| Jauan Jennings | 3 | 17 | 0 | 15 |
| Ramel Keyton | 1 | 41 | 0 | 41 |
| Dominick Wood-Anderson | 1 | 28 | 0 | 28 |
| Josh Palmer | 1 | 16 | 0 | 16 |
| Tim Jordan | 1 | 9 | 0 | 9 |

| PUNTING | No. | Yds. | Avg. | Long | I20 | TB |
|-----------|-----|------|------|------|-----|----|
| Joe Doyle | 4 | 185 | 46.2 | 57 | 2 | 1 |

| FIELD GOALS | Att. | Made | Long | KICKS |
|----------------|------|------|------|------------------|
| Brent Cimaglia | 2 | 2 | 49 | 49 made; 22 made |

| ALL RETURNS | Punts | | | Kickoffs | | | Intercepted | | |
|------------------|-------|------|-----|----------|------|-----|-------------|------|-----|
| | No. | Yds. | Lg. | No. | Yds. | Lg. | No. | Yds. | Lg. |
| Trevon Flowers | 0 | 0 | 0 | 0 | 0 | 0 | 1 | 14 | 14 |
| Kenneth George | 0 | 0 | 0 | 0 | 0 | 0 | 1 | 24 | 24 |
| Marquez Callaway | 1 | 13 | 13 | 0 | 0 | 0 | 0 | 0 | 0 |
| Nigel Warrior | 0 | 0 | 0 | 0 | 0 | 0 | 1 | -3 | 0 |
| Ty Chandler | 0 | 0 | 0 | 1 | 14 | 14 | 0 | 0 | 0 |

Tennessee Tops MSU, 20-10, in Rare Knoxville Trip

Playing its first game in Neyland Stadium since 2008, MSU struggled offensively in a 20-10 loss to Tennessee on Saturday morning. The Bulldogs trailed 10-3 at the half. **Jace Christmann** provided MSU with its lone points of the first half, drilling a 51-yard field goal that bounced off the crossbar and through midway through the second quarter. The Bulldogs erased Tennessee drives in the red zone as **Cameron Dantzler** picked off Brian Maurer's pass in the end zone with 11:06 in the first quarter followed by **Brian Cole II's** pick in the en zone with 2:19 in the second quarter. **Tommy Stevens** got the start at quarterback from MSU but was spelled by true freshman **Garrett Shrader** to start the second half. Shrader completed the game and was effective, finishing 5-of-10 for 79 yards through the air. He connected with **Deddrick Thomas** on a 17-yard strike to complete an eight-play, 90-yard drive with 8:27 to play in the game. Shrader extended the drive with a gritty 12-yard run on fourth down. He finished with 62 rushing yards. The Vols put the game out of reach on a 39-yard touchdown pass down the sideline with 2:35 to go, which culminated a 90-yard drive. **Erroll Thompson** notched a game-high 13 tackles, including one for loss. Cole, **Lee Autry** and **Kobe Jones** each added a tackle for loss.

| | | | | | |
|-------------------|---|---|---|---|------|
| Mississippi State | 0 | 3 | 0 | 7 | - 10 |
| Tennessee | 7 | 3 | 3 | 7 | - 20 |

| | | | |
|-----|-------|----|--|
| 1st | 04:56 | UT | Tim Jordan 15 yd run (Brent Cimaglia kick) |
| 2nd | 07:40 | MS | Jace Christmann 51 yd field goal |
| | 00:00 | UT | Brent Cimaglia 49 yd field goal |
| 3rd | 06:12 | UT | Brent Cimaglia 22 yd field goal |
| 4th | 08:27 | MS | Deddrick Thomas 17 yd pass from Garrett Shrader (Jace Christmann kick) |
| | 02:35 | UT | Tyler Byrd 39 yd pass from Jarrett Guarantano (Brent Cimaglia kick) |

Team Stats

| | MSU | UT |
|--------------------------------|---------|---------|
| FIRST DOWNS | 20 | 14 |
| Rushing | 10 | 7 |
| Passing | 8 | 7 |
| Penalty | 2 | 0 |
| NET YARDS RUSHING | 121 | 190 |
| Rushing Attempts | 37 | 44 |
| Average Per Rush | 3.3 | 4.3 |
| NET YARDS PASSING | 146 | 167 |
| Completions-Attempts-Int | 11-21-3 | 10-14-2 |
| Average Per Attempt | 7.0 | 11.9 |
| Average Per Completion | 13.3 | 16.7 |
| TOTAL OFFENSE YARDS | 267 | 357 |
| Total offense plays | 58 | 58 |
| Average Gain Per Play | 4.6 | 6.2 |
| Fumbles: Number-Lost | 1-0 | 0-0 |
| Penalties: Number-Yards | 4-15 | 3-34 |
| PUNTS-YARDS | 4-173 | 4-185 |
| KICKOFFS-YARDS | 3-176 | 4-260 |
| Punt returns: Number-Yards-TD | 0-0-0 | 1-13-0 |
| Kickoff returns: Number-Yds-TD | 1-9-0 | 1-14-0 |
| Interceptions: Number-Yds-TD | 2-0-0 | 3-35-0 |
| Fumble Returns: Number-Yds-TD | 0-0-0 | 0-0-0 |
| Possession Time | 26:58 | 33:02 |
| Third-Down Conversions | 5 of 12 | 7 of 15 |
| Fourth-Down Conversions | 1 of 1 | 0 of 0 |
| Red-Zone Scores-Chances | 1-2 | 2-4 |
| Sacks By: Number-Yards | 1-5 | 7-33 |
| PAT Kicks | 1-1 | 2-2 |
| Field Goals | 1-2 | 2-2 |
| Points off turnovers | 0 | 3 |

2019 MISSISSIPPI STATE ROSTER

| No. | Name | Pos. | Ht. | Wt. | Cl. | Exp. | Hometown (Previous School) |
|-----|---------------------|------|------|-----|------|------|--|
| 1 | Martin Emerson | CB | 6-2 | 195 | Fr. | HS | Pensacola, Fla. (Pine Forest) |
| 1 | Stephen Guidry | WR | 6-4 | 200 | Sr. | 1L | New Roads, La. (Hinds [Miss.] CC) |
| 2 | Jarrian Jones | CB | 6-0 | 190 | Fr. | HS | Brandon, Miss. (Northwest Rankin) |
| 2 | Dedrick Thomas | WR | 5-9 | 190 | Sr. | 3L | Memphis, Tenn. (Memphis Central) |
| 3 | Cameron Dantzler | CB | 6-2 | 185 | Jr. | 2L | Hammond, La. (St. Thomas Aquinas) |
| 3 | Devonta Jason | WR | 6-3 | 225 | So. | 1L | New Orleans, La. (Landry-Walker) |
| 4 | JaVonta Payton | WR | 6-1 | 180 | Jr. | JC | Nashville, Tenn. (Northwest [Miss.] CC) |
| 5 | Osirus Mitchell | WR | 6-5 | 210 | Jr. | 2L | Sarasota, Fla. (Booker) |
| 5 | Chauncey Rivers | DE | 6-3 | 275 | Sr. | 1L | Stone Mountain, Ga. (East Mississippi CC) |
| 6 | Willie Gay Jr. | LB | 6-2 | 240 | Jr. | 2L | Starkville, Miss. (Starkville) |
| 6 | Garrett Shrader | QB | 6-4 | 220 | Fr. | HS | Charlotte, N.C. (Charlotte Christian) |
| 7 | Marcus Murphy | S | 6-1 | 200 | So. | 1L | West Point, Miss. (West Point) |
| 7 | Tommy Stevens | QB | 6-5 | 235 | Sr. | GTR | Indianapolis, Ind. (Penn State) |
| 8 | Kylin Hill | RB | 5-11 | 215 | Jr. | 2L | Columbus, Miss. (Columbus) |
| 8 | Maurice Smitherman | CB | 5-10 | 195 | Sr. | 3L | Adamsville, Ala. (Minor) |
| 9 | Malik Dear | WR | 5-9 | 220 | Sr. | 3L | Jackson, Miss. (Murrah) |
| 9 | De'Monte Russell | DE | 6-4 | 230 | Fr. | HS | Jackson, Miss. (Provine) |
| 10 | Leo Lewis | LB | 6-2 | 245 | Sr. | 3L | Brookhaven, Miss. (Brookhaven) |
| 10 | Keytaon Thompson | QB | 6-4 | 225 | Jr. | 2L | New Orleans, La. (Landry-Walker) |
| 11 | Jaquarius Landrews | S | 6-0 | 200 | Sr. | 1L | Summit, Miss. (Copiah-Lincoln [Miss.] CC) |
| 11 | Geor'quarius Spivey | TE | 6-5 | 250 | RFr. | RS | Monroe, La. (Richwood) |
| 12 | Shawn Preston Jr. | S | 6-0 | 200 | RFr. | RS | St. James, La. (St. James) |
| 12 | Isaiah Zuber | WR | 6-0 | 190 | Sr. | GTR | Stone Mountain, Ga. (Kansas State) |
| 13 | Kyziah Pruitt | WR | 5-10 | 210 | Fr. | HS | Macon, Miss. (Noxubee County) |
| 13 | Tyler Williams | CB | 6-2 | 175 | So. | 1L | Oxford, Miss. (Lafayette) |
| 14 | Jalen Mayden | QB | 6-2 | 230 | RFr. | RS | Sachse, Texas (Sachse) |
| 14 | Nathaniel Watson | LB | 6-2 | 245 | RFr. | RS | Maplesville, Ala. (Maplesville) |
| 15 | Jack Harris | DE | 6-3 | 245 | Fr. | HS | Sumrall, Miss. (Oak Grove) |
| 16 | Korey Charles | CB | 5-10 | 180 | Jr. | 2L | Miami, Fla. (North Florida Christian) |
| 17 | Logan Burnett | QB | 6-2 | 200 | Jr. | SQ | Pelham, Ala. (Bessemer Academy) |
| 17 | Aaron Odom | DE | 6-3 | 270 | So. | 1L | Jackson, Miss. (Callaway) |
| 18 | Aaron Brule | LB | 6-1 | 235 | RFr. | RS | Metairie, La. (Archbishop Rummel) |
| 18 | Cameron Gardner | WR | 6-4 | 220 | RFr. | RS | Starkville, Miss. (Starkville) |
| 19 | Cole Deeds | K | 6-2 | 180 | RFr. | RS | Fairhope, Ala. (Fairhope) |
| 19 | Collin Duncan | S | 6-0 | 195 | Fr. | HS | Montgomery, Ala. (St. James) |
| 20 | Taury Dixon | CB | 5-9 | 165 | Jr. | 1L | Madison, Miss. (East Mississippi CC) |
| 20 | Lee Tanner | WR | 5-11 | 180 | RFr. | RS | Madison, Miss. (Madison-Ridgeland Academy) |
| 21 | Nick Gibson | RB | 5-11 | 215 | Sr. | 3L | Birmingham, Ala. (Pinson Valley) |
| 21 | Jaylon Reed | CB | 6-0 | 190 | RFr. | RS | Olive Branch, Miss. (Olive Branch) |
| 22 | Nathan Pickering | DT | 6-4 | 315 | Fr. | HS | Mount Olive, Miss. (Seminary) |
| 22 | Lee Witherspoon | RB | 5-10 | 205 | Fr. | HS | Birmingham, Ala. (North Jackson) |
| 23 | Raymond Freeman | LS | 6-2 | 225 | So. | SQ | Cantonment, Fla. (J.M. Tate Senior) |
| 23 | J.P. Purvis | S | 6-1 | 200 | Fr. | HS | Pelahatchie, Miss. (Pelahatchie Attendance Center) |
| 24 | Dylan Lawrence | CB | 6-4 | 190 | Fr. | HS | George County, Miss. (George County) |
| 24 | Tristan Pisacane | WR | 5-9 | 180 | Jr. | SQ | Franklin, Tenn. (Centennial) |
| 25 | Somon Anderson | S | 6-0 | 200 | So. | SQ | New Orleans, La. (Brother Martin) |
| 25 | Brad Cumbest | TE | 6-5 | 250 | RFr. | RS | Hurley, Miss. (East Central) |
| 26 | Jordan Lawless | K | 6-0 | 200 | Jr. | SQ | Lindale, Texas (Tyler [Texas] JC) |
| 26 | Alec Murphy | RB | 6-0 | 230 | Sr. | 3L | Nixa, Mo. (Nixa) |
| 27 | Esaias Furdge | CB | 5-11 | 180 | RFr. | RS | Clarksdale, Miss. (Clarksdale) |
| 27 | Kody Schexnayder | P | 5-10 | 195 | Sr. | 2L | River Ridge, La. (John Curtis) |
| 28 | Londyn Craft | S | 6-0 | 200 | So. | SQ | Rio Rancho, N.M. (IMG Academy) |
| 29 | C.J. Morgan | S | 6-0 | 200 | Jr. | 2L | Bossier City, La. (Parkway) |
| 30 | Sh'mar Kilby-Lane | LB | 6-2 | 230 | Sr. | 1L | Hollywood, Fla. (Copiah-Lincoln [Miss.] CC) |
| 31 | Aadreekis Conner | S | 6-2 | 210 | So. | SQ | Port Gibson, Miss. (Port Gibson) |
| 32 | Brian Cole II | S | 6-2 | 210 | Sr. | 1L | Saginaw, Mich. (East Mississippi CC) |
| 32 | Robert Rivers | RB | 5-11 | 210 | So. | 1L | Ocala, Fla. (Trinity Catholic) |
| 33 | Joshua Short | CB | 5-10 | 185 | RFr. | RS | Greenville, Miss. (Northwest Rankin) |
| 34 | Sherman Timbs | DE | 6-2 | 265 | So. | SQ | Indianola, Miss. (Indianola Academy) |
| 35 | Landon Guidry | S | 6-0 | 195 | So. | 1L | Spring Hill, Tenn. (Independence) |
| 37 | Tucker Day | P | 6-0 | 210 | So. | 1L | Brentwood, Tenn. (Brentwood) |
| 38 | Cason Grant | WR | 5-11 | 180 | RFr. | RS | Abilene, Texas (Wylie) |

2019 MISSISSIPPI STATE ROSTER

| No. | Name | Pos. | Ht. | Wt. | Cl. | Exp. | Hometown (Previous School) |
|-----|--------------------|------|------|-----|------|------|--|
| 38 | Fred Peters | S | 5-10 | 200 | Jr. | JC | Columbia, Miss. (Jones County [Miss.] JC) |
| 39 | Nathan Swanson | LS | 6-5 | 230 | Sr. | SQ | Norcross, Ga. (Norcross) |
| 40 | Erroll Thompson | LB | 6-1 | 250 | Jr. | 2L | Florence, Ala. (Florence) |
| 41 | Tim Washington | LB | 6-3 | 240 | Sr. | 3L | Yazoo City, Miss. (Yazoo City) |
| 42 | Marquiss Spencer | DE | 6-4 | 285 | Jr. | 2L | Greenwood, Miss. (Greenwood) |
| 43 | Fletcher Adams | DE | 6-2 | 265 | Sr. | 3L | Brandon, Miss. (Brandon) |
| 44 | Jett Johnson | LB | 6-2 | 235 | RFr. | RS | Tupelo, Miss. (Tupelo) |
| 45 | Devon Robinson | DT | 6-4 | 295 | RFr. | RS | Memphis, Tenn. (Whitehaven) |
| 46 | Cody Swanson | S | 6-0 | 180 | Fr. | HS | Madison, Miss. (Madison-Ridgeland Academy) |
| 47 | Jace Christmann | K | 6-0 | 200 | Jr. | 2L | Houston, Texas (Memorial) |
| 48 | Scott Goodman | K | 5-10 | 200 | So. | 1L | Brandon, Miss. (Brandon) |
| 51 | R.J. Jennings | LB | 6-0 | 235 | Jr. | RS | Birmingham, Ala. (Briarwood Christian) |
| 51 | Stewart Reese | OL | 6-5 | 345 | Jr. | 2L | Fort Pierce, Fla. (Fort Pierce Central) |
| 52 | Kobe Jones | DE | 6-4 | 270 | Jr. | 2L | Starkville, Miss. (Starkville) |
| 54 | Fabien Lovett | DT | 6-4 | 315 | RFr. | RS | Olive Branch, Miss. (Olive Branch) |
| 55 | Greg Eiland | OL | 6-8 | 335 | Jr. | 2L | Philadelphia, Miss. (Philadelphia) |
| 56 | Dareuan Parker | OL | 6-4 | 330 | Jr. | 2L | Olive Branch, Miss. (DeSoto Central) |
| 57 | John Garner | DE | 6-4 | 230 | RFr. | RS | Ridgeland, Miss. (St. Andrew's Episcopal) |
| 58 | Kameron Jones | OL | 6-5 | 325 | RFr. | RS | Starkville, Miss. (Starkville) |
| 62 | Matt Stanic | OL | 6-4 | 345 | Jr. | SQ | Madison, Miss. (Madison Central) |
| 63 | LaQuinston Sharp | OL | 6-3 | 315 | Jr. | JC | Columbus, Miss. (East Mississippi CC) |
| 64 | Thomas Cox | LS | 6-0 | 185 | Jr. | JC | Fulton, Miss. (Itawamba [Miss.] CC) |
| 67 | Paul Blackwell | LS | 5-10 | 210 | Jr. | RS | Pascagoula, Miss. (Resurrection Catholic) |
| 67 | Charles Cross | OL | 6-5 | 270 | Fr. | HS | Laurel, Miss. (Laurel HS) |
| 69 | Kwatrivous Johnson | OL | 6-7 | 330 | RFr. | RS | Greenwood, Miss. (Greenwood) |
| 70 | Tommy Champion | OL | 6-5 | 320 | Sr. | 1L | Jackson, Miss. (Copiah-Lincoln [Miss.] CC) |
| 72 | Brandon Cunningham | OL | 6-4 | 305 | Fr. | HS | St. Martin, Miss. (St. Martin) |
| 73 | Darryl Williams | OL | 6-3 | 310 | Sr. | 2L | Bessemer, Ala. (Bessemer City) |
| 74 | Nick Pendley | OL | 6-4 | 310 | Fr. | HS | Canton, Ga. (Creekview) |
| 75 | Michael Story | OL | 6-4 | 300 | Sr. | 3L | Ripley, Miss. (Ripley) |
| 76 | Brevyn Jones | OL | 6-4 | 280 | Fr. | HS | Center Point, Ala. (Huffman) |
| 77 | Cordavien Suggs | OL | 6-6 | 315 | So. | SQ | Jackson, Miss. (Fletcher) |
| 78 | Tyre Phillips | OL | 6-5 | 345 | Sr. | 1L | Grenada, Miss. (East Mississippi CC) |
| 79 | Evans Wilkerson | OL | 6-5 | 310 | Sr. | 3L | Ridgeland, Miss. (Jackson Academy) |
| 82 | Farrod Green | TE | 6-4 | 240 | Sr. | 3L | Wesson, Miss. (Wesson Attendance Center) |
| 83 | Quinton Torbor | WR | 6-1 | 195 | Fr. | HS | Destrehan, La. (Destrehan) |
| 84 | Jaden Crumedy | DT | 6-5 | 300 | RFr. | RS | Hattiesburg, Miss. (Oak Grove) |
| 84 | Dontea Jones | TE | 6-4 | 250 | Jr. | 2L | McCool, Miss. (Jireh (N.C.) Prep) |
| 85 | Austin Williams | WR | 6-3 | 200 | So. | 1L | Ocean Springs, Miss. (Ocean Springs) |
| 88 | Powers Warren | TE | 6-3 | 245 | So. | 1L | Minnetonka, Minn. (Minnetonka Senior) |
| 90 | Lee Autry | DT | 6-2 | 305 | Sr. | 1L | Albemarle, N.C. (Itawamba [Miss.] CC) |
| 92 | Kendell Jones | DT | 6-4 | 300 | Sr. | 2L | Pinson, Ala. (Clay-Chalkville) |
| 93 | Cameron Young | DT | 6-3 | 305 | RFr. | RS | Crosby, Miss. (Franklin County) |
| 98 | Joseph Garner | DE | 6-3 | 235 | RFr. | RS | Ridgeland, Miss. (St. Andrew's Episcopal) |
| 95 | Allen Love | DT | 6-2 | 285 | So. | TR | Birmingham, Ala. (Louisville) |
| 97 | Reed Bowman | P | 6-0 | 200 | Jr. | TR | Magnolia, Texas (Texas Tech) |
| 99 | James Jackson | DT | 6-3 | 315 | So. | 1L | Pascagoula, Miss. (Pascagoula) |

PRONUNCIATION GUIDE

| | | |
|----|---------------------|-------------------|
| 2 | Jarrian Jones | JAR-ee-un |
| 3 | Devonta Jason | da-VON-tay |
| 4 | Izchukwu King Ani | Iz-oooh-choo-kwoo |
| 4 | JaVonta Payton | ja-VON-tay |
| 4 | Dedrick Thomas | rhymes with red |
| 5 | Osirus Mitchell | o-SIGH-russ |
| 9 | Malik Dear | ma-LEAK |
| 9 | De'Monte Russell | DUH-mahn-tay |
| 10 | Keytaon Thompson | KEY-tahn |
| 11 | Jaquarius Landrews | ja-QUARE-ee-US |
| 11 | Geor'quarius Spivey | ja-QUARE-ee-US |
| 12 | Isaiah Zuber | ZOO-bur |
| 13 | Kyziah Pruitt | KUH-zeye-uh |

| | | |
|----|--------------------|--------------------|
| 18 | Aaron Brule | BREW-lay |
| 27 | Esaias Furdge | ee-ZAH-yahs |
| 27 | Kody Schexnayder | SHEX-nye-dur |
| 40 | Erroll Thompson | AIR-uhl |
| 47 | Jace Christmann | CHRIST-man |
| 55 | Greg Eiland | rhymes with island |
| 56 | Dareuan Parker | DARE-ee-un |
| 69 | Kwatrivous Johnson | Kwa-TRAY-vee-us |
| 77 | Cordavien Suggs | COR-day-vee-uhn |
| 78 | Tyre Phillips | tie-REE |
| 82 | Farrod Green | fa-ROD |
| 84 | Dontea Jones | DAHN-tay |

2019 MISSISSIPPI STATE COACHES

ON THE FIELD



JOE MOORHEAD

Head Coach
Second Season



TERRY RICHARDSON

Assistant Head Coach/Run
Game Coordinator/RBs
First Season



DEKE ADAMS

Defensive Line
First Season



TERRELL BUCKLEY

Cornerbacks
Fourth Season



MARCUS JOHNSON

Offensive Line
Second Season



MICHAEL JOHNSON

Wide Receivers
First Season



JOEY JONES

Special Teams Coordinator
Second Season



CHRIS MARVE

Defensive Run Game Coordinator/LBs
First Season

IN THE BOOTH



ANDREW BREINER

Pass Game Coordinator/QBs
Second Season



TONY HUGHES

Associate Head Coach/Tight Ends
Eighth Season (second stint)



BOB SHOOP

Defensive Coordinator/Safeties
Second Season